

2016

MEDIA GUIDE



PRESEASON

Date	Opponent	TV	Kickoff
Sat., Aug. 13	@ Los Angeles Rams	ESPN	7:00 p.m.
Fri., Aug. 19	MIAMI DOLPHINS	CBS11/DCTV	7:00 p.m.
Thurs., Aug. 25	@ Seattle Seahawks	CBS11/DCTV	9:00 p.m.
Thurs., Sept. 1	HOUSTON TEXANS	CBS11/DCTV	7:00 p.m.

REGULAR SEASON

Date	Opponent	TV	Kickoff
Sun., Sept. 11	NEW YORK GIANTS	FOX	3:25 p.m.
Sun., Sept. 18	@ Washington Redskins	FOX	Noon
Sun., Sept. 25	CHICAGO BEARS	NBC	7:30 p.m.
Sun., Oct. 2	@ San Francisco 49ers	FOX	3:25 p.m.
Sun., Oct. 9	CINCINNATI BENGALS	CBS	3:25 p.m.
Sun., Oct. 16	@ Green Bay Packers	FOX	3:25 p.m.
Sun., Oct. 23	BYE		
Sun., Oct. 30	PHILADELPHIA EAGLES	NBC	7:30 p.m.
Sun., Nov. 6	@ Cleveland Browns	FOX	Noon
Sun., Nov. 13	@ Pittsburgh Steelers	FOX	3:25 p.m.
Sun., Nov. 20	BALTIMORE RAVENS	CBS	Noon
Thurs., Nov. 24	WASHINGTON REDSKINS	FOX	3:30 p.m.
Thurs., Dec. 1	@ Minnesota Vikings	NBC/NFLN	7:25 p.m.
Sun., Dec. 11	@ New York Giants	NBC	7:30 p.m.
Sun., Dec. 18	TAMPA BAY BUCCANEERS	FOX	Noon
Mon., Dec. 26	DETROIT LIONS	ESPN	7:30 p.m.
Sun., Jan. 1	@ Philadelphia Eagles	FOX	Noon

Home Games in **BOLD**. All kickoffs are Central time.

*Week 5-17 game times subject to change.

Wild Card Weekend	January 7-8, 2017
Divisional Playoffs	January 14-15, 2017
Conference Championships	January 22, 2017
Pro Bowl (Orlando, Florida)	January 29, 2017
Super Bowl LI (Houston, Texas)	February 5, 2017

2016 SCHEDULE

FINGERTIP INFORMATION

OFFICE ADDRESS

The Star - Frisco
1 Cowboys Way
Frisco, TX 75034
Executive Office 972/497-4900
Fax 972/497-4304
Public Relations Department 972/497-4959

COWBOYS TICKET OFFICE

AT&T Stadium
1 AT&T Way
Arlington, Texas 76011
Ticket Office 817/892-5000

Ticketmaster Outlets:

select Walmart, HEB, Homeland locations,
Fiesta, Willow Bend, Firewheel Town Square and
North East Mall/Hurst

Charge Tickets by Phone

Ticketmaster Outlets:
800/745-3000



HOME FIELD

AT&T Stadium (Capacity up to 100,000)

Helmet/Blue Jersey

Silver (PMS 8240)
Blue (PMS 282)

White Jersey

Royal Blue (PMS 661)
Silver-Green (PMS 8280)

2016 TRAINING CAMP

OXNARD, CALIFORNIA

July 30 - August 18
Marriott Residence Inn, Oxnard River Ridge
2101 Vineyard Ave.
Oxnard, CA 93036
805/278-2200

PHONE NUMBERS:

Public Relations 972/497-4959
Public Relations Fax 972/556-9918

Photos: Marco Garcia/Associated Press, Getty Images, Kelly Alexander, Doug Eaton, Richie Humphries, Jeremiah Jhass, Layne Murdoch, James D. Smith, Paul Spinelli, Ohio State, Notre Dame, Nebraska, Oklahoma, Mississippi State, Purdue, Central Michigan, Eastern Michigan, Baylor and Mike Nowak.

Staff Directory 2

THE FRONT OFFICE

Jones, Jerry 8
Jones, Stephen 13
Jones Anderson, Charlotte 15
Jones Jr., Jerry 16
Garrett, Jason 17
Coaching Staff 20
Football Operations/Administration 42
Player Personnel 44
Football Staff 51

THE PLAYERS

Players
Biographies, Veterans 58
Biographies, 2016 Draft Picks 189
Biographies, Rookies and First-Year Players... 200

Rosters

2016 Rookies and First-Year Free Agents ... 214
2016 Veterans 215
All-Time, Coaches 216
All-Time, Alphabetical 218
All-Time, Numerical 225
All-Time, College 232
All-Time Honors 233
All-Time Draft (1960-2016) 241
Free Agency 251

2015 SEASON

Statistics
Offense 254
Defense and Special Teams 255
Preseason 256
Team Game-by-Game 257
Individual Game-by-Game 259
Season at a Glance, 2015 264

THE RECORDS

All-Time Statistical Leaders 270
Team Statistics by Year 273
Statistical Leaders by Year 277
Individual Records 284
Team Records 294
Largest Margin of Victory/Defeat 302
Record Temperatures 302
Longest Plays 303
Big Days 304
Last Time 306

THE PLAYOFF RECORDS

Playoff History 310
All-Time Statistical Leaders 312
Individual Records 314
Team Records 318
Longest Plays 321
Big Days 322

THE HISTORY

All-Time Season Results 324
Opponents 380
Attendance 388
Cowboys on Thanksgiving Day 389
Cowboys During the Week 390
Cowboys on Monday Night/Preseason 391
Cowboys Indoors 392
Overtime Games 393
Hall of Fame 395
Ring of Honor 410
Historical Highlights 415

THE SIDELINES

The Stadiums 430
AT&T Stadium Timeline 435
The Star 440
Training Camp 442
Cowboys on the Web 443
Cowboys on the Road 443
Cheerleaders 444
Rhythm & Blue 445
Cowboys on Radio 446
Cowboys on Television 447
Cowboys in Print 447
A Championship Tradition 448
Community Outreach 449
NFL Standings, 2015 465
NFL Schedule, 2016 466

STAFF

PLAYERS

2015 SEASON

RECORDS

PLAYOFF
RECORDS

HISTORY

SIDELINES

Dallas Cowboys Club Directory

EXECUTIVE STAFF

Jerry Jones, Owner, President and General Manager
Marylyn Love, Executive Assistant to the Owner,
 President and General Manager
Stephen Jones, Chief Operating Officer/Executive
 Vice President/Director of Player Personnel
Shelby Peak, Executive Assistant to the Chief
 Operating Officer
Charlotte Jones Anderson, Executive Vice
 President/Chief Brand Officer
Susan Addington, Executive Assistant to the
 Executive Vice President/Chief Brand Officer
Jerry Jones, Jr., Executive Vice President/Chief
 Sales and Marketing Officer
Erin Boyd, Executive Assistant to the Chief Sales
 and Marketing Officer
Grace McElroy, Administrative Assistant Support
Karyn Moore, Administrative Assistant Support

LEGAL

Jason Cohen, General Counsel
Diana Lambert, Senior Director of Legal Affairs
Julenny Cortina, Corporate Contracts Manager
Megan Bennett, Legal Assistant

COACHING STAFF

Jason Garrett, Head Coach
Laura Fryar, Assistant to the Head Coach
Joe Baker, Secondary
Brett Bech, Assistant Strength and Conditioning
Rich Bisaccia, Assistant Head Coach/Special
 Teams Coordinator
Ben Bloom, Assistant Coach/Special Projects
Gary Brown, Running Backs
Stephen Brown, Offensive Assistant
Marc Colombo, Assistant Offensive Line
Derek Dooley, Wide Receivers
Matt Eberflus, Passing Game Coordinator/Linebackers
Greg Jackson, Safeties
Leon Lett, Defensive Tackles
Scott Linehan, Offensive Coordinator
Steve Loney, Senior Offensive Assistant
Rod Marinelli, Defensive Coordinator/Defensive Line
Keith O'Quinn, Assistant Special Teams
Frank Pollack, Offensive Line
Michael Pope, Tight Ends
Kendall Smith, Assistant Strength and Conditioning
Kyle Valero, Assistant Wide Receivers
Turner West, Defensive Assistant
Wade Wilson, Quarterbacks
Mike Woicik, Strength and Conditioning Coordinator

MEDICAL

Jim Maurer, Head Athletic Trainer
Britt Brown, Associate Athletic Trainer/Director of
 Rehabilitation
Greg Gaither, Assistant Athletic Trainer
Hanson Yang, Assistant Athletic Trainer/Physical
 Therapist
Scott Sehnert, Director of Sports Performance
Dr. Andrew Clavenna, Team Physician
Dr. Dan Cooper, Team Physician
Dr. Andrew Dossett, Team Physician
Dr. Robert Fowler, Team Physician
Dr. Mark Muller, Team Physician

EQUIPMENT

Mike McCord, Equipment Director
Bucky Buchanan, Equipment Manager
Dylan Keane, Equipment Assistant

VIDEO

Robert Blackwell, Director of Video
Steve Gagliardino, Assistant Director of Video
Sam Cromley, Assistant Director of Video

PLAYER PERSONNEL

Will McClay, Senior Director College/Pro Personnel
David Burch, Director of Football Operations
 Technology
Judd Garrett, Director of Pro Scouting
Tom Robinson, Director of Football Research
Lionel Vital, Director of College Scouting
Chris Hall, Assistant Director of College Scouting
Tom Ciskowski, Senior Personnel Executive
Alex Loomis, Pro Scouting Coordinator
Jim Abrams, Area Scout, West Coast
Brian Adams, Area Scout, Midwest
Drew Fabianich, National College Scout
Sam Garza, Area Scout, Southwest
Walter Juliff, National College Scout
Mitch LaPoint, National College Scout
Henry Sroka, Pro Scout
Justin Stucky, Area Scout, Northeast
Ross Wuensche, Area Scout
Rich Behm, Scouting Assistant
Elton Faggett, iOS Developer

FOOTBALL OPERATIONS

Todd Williams, Senior Director of Football
 Administration/Football Operations
Craig Gieber, Assistant Director of Football
 Operations
Jason McKay, Assistant Director of Football
 Administration
Connie Shaffer, Contract Administrator
Adam Prasifka, Player Personnel
Virgil Harris, Football Operations Assistant
Larry Wansley, Director of Team Security

PLAYER DEVELOPMENT

Bryan Wansley, Director of Player Development
Calvin Hill, Consultant
Dr. Jacqualeene Stephens, Mental Health Consultant

HUMAN RESOURCES

Heidi Weingartner, Chief Human Resources Officer
Jeanne Pierce, Senior Manager of Human Resources
Rebecca Martin, Senior HR Generalist
Sharese Crow, HR Generalist
Janette Scott, Corporate Receptionist

PUBLIC RELATIONS

Rich Dalrymple, Senior Vice President: Public
 Relations/Communications
Scott Agulnek, Director of Football Communications
Joe Trahan, Media Relations and Corporate
 Communications Coordinator
David Abbruzzese, Public Relations Assistant
Emily Cruz Robbins, Senior Director of Community
 Relations and Alumni Affairs
Whitney Faulkner, Public and Community Relations
 Program Manager
Leah Davies, Community and Alumni Affairs
 Coordinator

CORPORATE PARTNERSHIPS

Eric Sudol, Vice President Corporate Partnerships Sales and Service
Brad Burlingame, Senior Director, Corporate Partnerships Sales
Jennifer Surgalski, Senior Director, Corporate Partnerships Service
Robin Woith, Senior Director of Sales and Marketing
Gina Owen, Senior Manager, Corporate Partnerships Sales
Nate Reilly, Senior Manager, Corporate Partnerships Service
Joseph Simler, Senior Manager, Corporate Partnerships Sales
Katie Stucky, Senior Manager, Corporate Partnerships Service
Jenneken Beernink, Manager, Corporate Partnerships Service
Veronica Cantu, Manager, Corporate Partnerships Sales
Scott Erdmann, Manager, Corporate Partnerships Sales
Charles Johnson, Manager, Corporate Partnerships Sales
Rebecca Rowley, Manager, Corporate Partnerships Service
Rachel Toby, Manager, Corporate Partnerships Service
Hunter Harvin, Coordinator, Corporate Partnerships Service
Tyler Potts, Coordinator, Corporate Partnerships Service
Elizabeth Wendell, Coordinator, Corporate Partnerships Service
Alyssa Cowie, Specialist, Corporate Partnerships Service
Reaghan Foley, Administrative Assistant, Corporate Partnerships Sales and Service

NEW BUSINESS DEVELOPMENT

John Hickman, Senior Director of New Business Development
Jeff Watrous, Senior Manager, New Business Development/Mobile Marketing
Carter Hogan, On Tour Coordinator/Event Coordinator
Emory Tyler, Cowboys Luxury Bus Operations
Charles Boltas, Hall of Fame Driver
Katie Stevens, New Business Development and Mobile Marketing Coordinator

OPERATIONS/PRACTICE FIELDS

Larry Brown, Facility Services Manager
Jonathon Jackson, Mail Room Coordinator
Ryan Gardner, Mail Room Representative
Chris Morrow, Field Supervisor
Al Walker, Facility Assistant

INFORMATION TECHNOLOGY

John Winborn, Chief Information Officer
David Brigner, Director of IT Business Systems
Eric Green, Director of IT Projects
Matthew Messick, Director of Enterprise Infrastructure
Jenny Severson, Director of Merchandise Systems
Les Gaylor, Manager, Desktop Support
Sean Blain, Wireless Network Engineer
Kristen Boydston, Business Systems Engineer
Crystal Marks, Enterprise Systems Engineer
Jered McNeil, Network Engineer

Evan Scates, Enterprise Systems Engineer
Andrea Neumann, Project Coordinator
Samir Patel, AX Developer
Leah Ann Robertson, SharePoint Developer
Kenneth Slate, Database Administrator
Barry Rogen, EDI Systems Analyst
Ben Barnes, Desktop Support
Jesse James, Desktop Support
Kristi Ringleb, Desktop Support
Kyle Rothlisberger, OSX Support
Erica Sheffield, Desktop Support
Romeo Tufan, Desktop Support
Hank Hotchkiss, DynamicsAX Analyst
Andrew Johnson, Network Security

BRAND AND MEDIA

Matt O'Neil, Vice President of Brand and Media
Derek Eagleton, Senior Director of Media and Programming
Meredith Counce, Director of Brand and Strategy
Michelle Hays, Director of Graphic Design, Publications
Jason Koettel, Director of Business Analytics
Staci McNicholas, Director of Marketing
Cory Miller, Director of Event Presentation
Scott Purcel, Director of Broadcasting
Craig Zurek, Director of Media Sales and Development
Nick Eatman, Senior Manager, Digital Media
Shannon Gross, Senior Manager, Social Media
Douglas Barricklow, Production and Imaging Manager
Lauren D'Acerno, Marketing Manager, Brand
Dave Ernst, Technical Manager
Laurel Glenn, Fan Club Marketing Manager
Nikki Harrison, Traffic and Syndication Manager
Jake Kelso, Manager of Event Presentation
P.J. Pepa, Manager Corp. Partnerships Analytics & Research
Jody Reimers, Creative Production Manager
Ted Barnett, Content Manager, The Star
Terrence Wheatley, Camps Manager
Chris Behm, Senior Editor and Producer
Roxanne Medina, Senior Editor and Producer
Rob Phillips, Senior Writer
Fred Moore, Motion Graphics Artist/Broadcast Engineer
Jay Ashby, Videographer
Bryan Broadbuss, Columnist
Lindsay Cash Draper, Reporter/Producer/Writer
Kent Garrison, Digital Media Producer/Webmaster
David Helman, Beat Writer
Jeremiah Jhass, Graphic Designer
Corbin Perkins, Multimedia Editor
Martin Sharp, Mascot Coordinator
Blake Silverthorn, Multimedia Editor
Taylor Stern, Social Media Coordinator
Jonathan Thorn, Archivist
Kevin Timmons, Producer and Editor
PUBLICATIONS
Kurt Daniels, Director of Publications
Kay Clark, Publications Assistant
Michael Villareal, Graphic Designer, Publications

DALLAS COWBOYS CHEERLEADERS

Kelli McGonagill Finglass, Director of Cheerleading
Cheryl Dorris, Administrative Assistant to Director of Cheerleading
Dan Devens, Assistant Director, Operations
Judy Trammell, Head Choreographer
Katy Aldrich, Special Events Coordinator
Jenny Durbin Smith, Director Rhythm and Blue Dancers

ACCOUNTING

David Frey, Chief Financial Officer
Dale Knox, Vice President, Accounting
Tom Walker, Vice President, Tax and Business Development
Melissa Gleason, Controller DCFC/Stadium
Connie Toews, Controller, Non-Football/Treasury Management
Pat Byrne, Procurement Director
Alisha Dietz, Senior Payroll Manager
Gwendolyn Bugayong, Revenue Manager

Anna Gomez, Senior Accountant
Matt Patterson, Senior Accountant
Tom Woods, Senior Systems Analyst
Tiffany Guzman, Travel Coordinator
Sarah Doherty, Accounts Payables, AT&T Stadium
Robert Maiden, Accounts Payable, Dallas Cowboys Football Club
Aubrey Antle, Accountant
Amparo Chavez, Accountant
Sarah Nicholas, Accounting Clerk

AT&T Stadium

OPERATIONS

Jeff Stroud, Stadium General Manager
Tod Martin, Senior Director of Stadium Operations
Paul Turner, Senior Director of Event Operations
Brian Bethea, General Manager, The Star
Steve Epperson, Director of Housekeeping
Jud Heflin, Director of Planning and Logistics
Susan Skaggs, Director of Civic Affairs
Dwin Towell, Director of Broadcast Engineering
Scott Woodrow, Director of Building Engineering
Mark Neifeld, Senior Event Manager
Brett Arendt, Security Manager
James Brandhorst, Stadium Projects Manager
Truong Bui, Refrigeration Manager
Scott Campbell, Landscape Manager
Glenn Kimberlin, Dock Master
Royce Mitchell, Conversion Manager
Michael Poole, Facility Manager
Vincent Tran, Guest Services Manager
Richard Brite, Senior Stadium Engineering Tech
J.J. Brown, Senior Stadium Engineering Tech
Derrick Barnes, Conversion Coordinator
Mark Brown, Event Operations Coordinator
Adam Dawson, Facility Coordinator
Amy Foreman, Event Operations Coordinator, The Star
Alexandra Carls Johnson, Event Operations Coordinator
Joshua Keiffer, Security Coordinator
Alain Laroche, Concierge Coordinator
Casey O'Dell, Ungerboeck Coordinator
Bailee Petty, Event Operations Coordinator
Shane Randel, Event Operations Coordinator
Lucia Cabrales, Administrative Support, Stadium Operations
Phil Whitfield, Stadium and Art Ambassador
Gary French, Audio Engineer in Charge
Ibraheim Isa, Broadcast Technician
Deanna Reyna, Broadcast Technician
Simon Escamilla, Assistant Stadium Engineer
Mario Ortiz, Maintenance Technician
Martin Perez, Maintenance Technician

EXECUTIVE

Doreen Nichols, Executive Office
Susan Guzman, Executive Office
Kara Knight, Executive Office
Alicia Wilson, Executive Office

TICKET/SUITE SALES AND SERVICE

Chad Estis, Executive Vice President, Business Operations
Doug Dawson, Vice President of Ticket Sales and Service
Travis Clark, Senior Director of Suites & Events
Lindsey Cottier, Director, Premium and Ticket Service
Kasey Mesa, Director, Suite Services
Delanie Nicosia, Director of Booking
Troy Brokl, Sales Manager
Lucas Kalinec, Sales Manager
Jayson Morgan, Premium Sales Manager
Jacob Stone, Sales Manager
Bryant Cappelletti, Senior Account Executive
Zachary Charles, Senior Account Executive
Robert Coons, Senior Sales Consultant
Dana Jones, Senior Sales Consultant
Joe Navarro, Senior Sales Consultant
Sean Penix, Senior Sales Consultant
Ashley Rains, Senior Sales Consultant
Holly Scarpinato, Senior Sales Consultant
Christopher Schneider, Senior Account Executive
Nicholas Tombrella, Senior Account Executive
Tyler Zaumseil, Senior Account Executive
Kristen Ferguson Brantley, Luxury Suite Services Coordinator
Isabel Castano, Service Coordinator
Kate Gallatin, Service Coordinator
Cara Horn, Sales and Booking Coordinator
Jackie Ibarra, Service Coordinator
Margeaux Mendenhall, Luxury Suite Services Coordinator
Kourtney Miller Pilkner, Luxury Suite Services Coordinator
Pam Swan, Premium Service Coordinator
Kaitlyn Wilson, Service Coordinator
Eriza Munoz, Suite Sales Consultant
Leslie Vitale Yarbrough, Luxury Suite Sales Consultant

TICKET OFFICE

Ann Bihari, Senior Director of Ticket Operations
Tammy Dunaway, Assistant Director of Ticket Operations
Tim Attel, Office Manager
Leslie Lefever, Suite Ticket Manager
Chris Rogers, Speciality Ticket Manager
Kayla Padilla, Suite Ticket Representative
Nichole Prado, Speciality Ticket Representative
Carmen Rachal, ADA Coordinator and Transfer Representative
Tiffany Rauschkolb, Event Specialist
Krishna Tuttle, Event Specialist
Casey Yocom, Ticketing Systems Analyst

Dallas Cowboys Merchandising Limited

Bill Priakos, President
Timothy Burkhardt, Chief Operating Officer
Mark Marsh, Director of Sales
Rob Schrimsher, Jr., Controller
Neil Wiseman, Director of Merchandising
Heather Maddux, Creative Manager - Apparel
Tevin Nguyen, Senior Operations Manager
Eric Wanstreet, Senior Retail Manager
Michael Acosta, District Manager, South
Chelsea Beener, District Manager, North
Chris Benjamin, Ecommerce Manager
Copi Gilligan, Retail Customer Service Manager

Kevin Higley, Print Production Manager
Andre Landry, Warehouse Operations Manager
Leslie Madsen, Brand Manager
Rick Mendoza, Creative Manager - Graphic Design
Jennifer Parker, Global Data Manager
Amon Simmons, Licensing Manager
Amanda Thomas, Wholesale Customer Service Manager
Alfred Vereia, Sourcing Manager
Sue Costa, Account Executive
Weston Geigle, Account Executive
Stacey Lough, Assistant Controller

Legends Hospitality

EXECUTIVE

Justin Renville, Vice President/General Manager
Sheila Redmond, Office Manager

MERCHANDISING AND TOUR OPERATIONS

Doug Aydelott, Regional Director of Merchandising
Sean Parent, Director of Merchandising and Tour Operations
Devon Andrews, Assistant Director of Merchandising
Makenzie Hagestad, Merchandising Coordinator
Marisela Patnaude, Store Manager
Lindsey Hopper, Tour Operations Manager
Kyle Zdunkewicz, Tour Operations Coordinator
Ali Lopez, Tours Key Holder

CONCESSIONS

George Wasai, Director of Food and Beverage
Rich Post, Assistant Director of Food and Beverage
Cindy Korfanty, Concessions Manager
Kara Farris, Vending Manager
Matt Spence, Beverage Manager
Javier Molina, Assistant Beverage Manager
Lori Harrell, Assistant Beverage Manager
Nick Moore, Non-Profit Manager
Tate Lewis, Warehouse Manager
Junior Zamora, Concourse Manager
Dante Flick, Manager Trainee

CATERING AND SPECIAL EVENTS AND SUITES

Monique Boyd, Director of Catering and Special Events
Amy Dodenhoff, Catering and Special Events Manager
Josephine Man, Catering and Special Events Manager
Tamara Musch, Catering and Special Events Manager
Amanda Simkins, Catering and Special Events Manager
Morgan Action, Catering and Special Events Manager
Chasity Abner, Internal Catering Manager
Luis Coronado, Banquet Manager
Caro Maturino, Assistant Banquet Manager
Jeannie Sprufera, Director of Suites Service
Adrienne Christian, Suite Manager
Chris Schmidt, Suites Operations Manager
Sarah Figueroa, Suites Service Coordinator
NaKisha Ortiz, Suites Service Coordinator
Leslie Harding, Suites Staffing Coordinator
Jeremy Oliver, PGL Suites Coordinator

CULINARY

Tony Sinese, Executive Chef
Felipe Tirado, Executive Sous Chef
Gerardo Herrera, Suites Chef
Francisco Verdusco, Banquets Sous Chef
Marcello Guevara, Executive Pastry Chef
Marcie Zollicoffer, Sous Pastry Chef
Jay Torres, Sous Chef
Simon Borja, Executive Steward
Melyn Hirt, Training and Food Safety Manager
Melvin Carrasquillo, Receiving Manager
Rose Ozuna, Culinary Administrative Assistant
Anthony Van Camp, Restaurant Executive Chef
Tran Cong, Restaurant Sous Chef

FINANCE AND IT

Ralph Verdeschi, Director of Finance
Melody Herrin, Finance Manager
Stacy Omo-lyase, Accountant
Te'Neal Logan, Accounts Payable Administrator
Carol Daniels, Payroll Administrator
Byron Sharp, IT Manager



HUMAN RESOURCES & CUSTOMER SERVICE

Roxie Held, Director of Human Resources
Chris Fawks, Human Resources Manager
Marissa Lyons, Customer Service Manager
Patrick Dede, HR Coordinator

SALES

Karl Crudup, Senior Manager, Special Events Sales
Regan Hansen, Special Events Sales Manager
Raquel Burgess, Special Events Sales Manager
Melissa Valdez, Special Events Sales Manager
Renee Pineda, Special Events Sales Manager
Aaron Thornberry, Special Events Sales Manager
Roy Ruckner, Sales Coordinator
Chelsea Hudson, Group Sales Manager
Kendall Butler, Group Sales, Account Executive
Jack Centra, Group Sales, Account Executive
Melvin Clark, Group Sales, Account Executive
Connor Dodd, Group Sales, Account Executive
Bo Hilger, Group Sales, Account Executive
Tate Holbert, Group Sales, Account Executive
Chelsey Lerma, Group Sales, Account Executive
Mike Lineman, Group Sales, Account Executive
Akruti Patel, Group Sales, Account Executive
Jill Sweress, Group Sales, Account Executive
Becky Wallander, Group Sales, Account Executive
Jackie Bretoi, Group Sales Coordinator

AT&T Stadium Construction Timeline





FRONT OFFICE

JERRY JONES

Owner
President
General Manager



In one of the most dramatic eras of ownership in professional sports, Jerry Jones' stewardship of the Dallas Cowboys has brought unprecedented results and success to one of the world's most popular sports entities.

Aside from being one of just three current owners to guide their franchises to at least three Super Bowl titles, Jones' efforts in the areas of sports marketing, promotion and the development of AT&T Stadium have created a vivid imprint on the landscape of the NFL and the American sports culture.

Highlighted by Super Bowl victories following the 1992, 1993 and 1995 seasons, Jones became the first owner in NFL history to guide his team to three league championships in his first seven years of ownership. In 1995 Dallas also became the first team in NFL history to win three Super Bowls in four seasons while tying the then NFL record for most Super Bowl victories by an organization with five.

The first decade of Jones' ownership closed with eight playoff appearances, six division titles, four conference championship game appearances and three world crowns as the Cowboys were named the NFL's Team of the 1990s. More recently, the Cowboys have won NFC Eastern Division titles in 2007, 2009 and 2014, while the 14 club secured the 13th playoff appearance in Jones' 27 years of leadership.

Following the 2014 season, a year where the Cowboys posted a 12-4 record and then won a home playoff game, Jones was named the NFL Executive of the Year by the Pro Football Writers Association of America.

Along with the success of the Dallas Cowboys on the field, Jones' vision and leadership provided the driving influence behind the concept, design and construction of AT&T Stadium in Arlington, Texas - a venue that is recognized internationally as perhaps the most spectacular and state-of-the-art sports stadium in the world.

Opened to the public in May of 2009, the stadium's dramatic first season of operation resulted in the venue being named the Sports Facility of the Year by the *Sports Business Journal* in May of 2010. Along with that achievement for the team's new home, Jones was also named the 2009 Sports Executive of the Year by the SBJ.

The 100,000-plus seat stadium established the attendance record for an NFL regular season game as 105,121 witnessed the September 20, 2009 home opener, while the 108,713 who attended the NBA All-Star Game on February 14, 2010 became the largest crowd to witness a basketball game in the history of the sport.

In just over seven years of operation, more than nine million fans have attended events that included high school and collegiate football, major college basketball, international soccer, professional bull riding, Motocross, world championship boxing and concerts that featured world renowned recording artists. More than three million other visitors have passed through the twelve-story high doors of the stadium for daily public tours of the venue.

With its architectural versatility and cutting edge media capabilities, AT&T Stadium has become a visible beacon that has established North Texas as a major focal point on the sports and entertainment canvas of North America.

The brilliant home of the Cowboys has become a powerful catalyst in attracting a wide range of national and international events that will define the future of the region for generations to come. The stadium has already

played host to Super Bowl XLV (February of 2011), the NCAA Final Four in men's basketball (April of 2014) and the inaugural College Football Playoff Championship Game (January of 2015). Other top flight sporting events for the future include the annual Goodyear Cotton Bowl, the Texas A&M-Arkansas football Southwest Classic and the annual "AdvoCare Classic" collegiate football series.

Jones has recently turned his football development and marketing expertise to the new World Headquarters of the Dallas Cowboys as The Star in Frisco, Texas opened its doors for operation in the summer of 2016. Located in a rapidly growing community of more than 150,000 residents, The Star is a partnership with the City of Frisco and The Frisco Independent School District that places a strong focus on inspiring a strong future for high school football, youth sports and the next generation of players and fans by uniquely engaging them at the place where the Dallas Cowboys live, work and practice.

The Star is the only NFL training facility in the U.S. that is shared with a public high school athletic program. All eight Frisco ISD high schools will play home games within the Ford Center at The Star, a state-of-the-art, 510,000-square-foot indoor athletic facility. With a capacity of 12,000 seats, the Ford Center will host a variety of events in addition to football games.

The Star includes a 91-acre mixed-use development located on the Dallas Tollway. In addition to the team's headquarters, the project will be a destination featuring shopping, dining, nightlife, athletic, fitness, event and hotel options.

Since he took over as general manager in 1989, Dallas has drafted 32 different players who have gone on to appear in a combined total of 107 Pro Bowls. Dallas has also signed 15 free agent players who have made 39 Pro Bowl appearances while representing the Cowboys. Additionally, Dallas traded for two different players who made three Pro Bowls. Since 1989 the Cowboys have made 146 trades, the most celebrated of which was the 1989 deal that sent Herschel Walker to the Minnesota Vikings and provided the personnel foundation for three league titles.

His recent efforts to retool the Dallas roster have resulted in some of the NFL's most productive drafts over the past six years. Between 2010 and 2015, Dallas has selected 14 players who have become starters, with five of those becoming All-Rookie Team selections.

Those same five players have become Pro Bowlers who have already made a collective total of 11 trips to the annual all-star game: Dez Bryant (selected in 2010), Tyron Smith (2011), DeMarco Murray (2011), Travis Frederick (2013) and Zack Martin (2014). The foundation for the future success of the team has been put in place on the offensive line where, following the 2015 season, Smith, Frederick and Martin were all Pro Bowlers for the second straight year.

In selecting the on-the-field leadership for the Cowboys, Jones hired a pair of coaches who won three Super Bowls in Dallas: Jimmy Johnson (1992-1993) and Barry Switzer (1995). Chan Gailey followed with a division title and playoff appearances in 1998 and 1999. In 2003 Jones successfully recruited two-time Super Bowl winner Bill Parcells to Dallas, and Parcells directed the team to three winning seasons and two playoff trips in four years. In February of 2007, Jones added another successful NFL head coach in Wade Phillips, who guided the club

to a pair of division titles in his first three years (2007 and 2009) and a playoff victory in 2009. In 2011 Jones named Jason Garrett as the team's eighth head coach after the former Cowboys quarterback guided the club to a 5-3 record as the interim coach in the second half of the 2010 season. Garrett has since added his first division title in 2014 and his overall record of 46-44 represents the second-most victories by a head coach in club history.

In the last 38 years, 37 different owners have entered the NFL. Of that group, only Jerry Jones, Pat Bowlen of Denver and Robert Kraft of New England have guided their franchises to more than two Super Bowl championships. Moreover, Jones joins Art Rooney, Jack Kent Cooke, Al Davis, Eddie DeBartolo, Kraft and Pat Bowlen as the only men to have won at least three Super Bowls as NFL owners.

On the league front, Jones actively contributes his vision and enthusiasm to enhancing the NFL's status as the world's premier professional sports league by serving on a wide range of league committees. In 2011 he was very involved - as a member of the Management Council Executive Committee - in the labor negotiations that resulted in the most recent Collective Bargaining Agreement between the NFL and its players. In addition to the CEC, Jones is currently the Chairman of the NFL Network Committee, Chairman of the Pro Football Hall of Fame Committee, and he is a member of the NFL Broadcasting Committee, and the Health and Safety Advisory Committee. Jones also served on the committee that was charged with overseeing the search for a successor to retired NFL Commissioner Paul Tagliabue - a process that successfully landed current NFL Commissioner Roger Goodell in September of 2006. In addition, Jones has served two prior terms as a member of the NFL's Competition Committee as well as a stint on the Business Ventures Committee.

His contributions and innovations in the areas of marketing, corporate sponsorships, television, stadium management, stadium development, labor negotiations and community service have made a visible imprint on the ever evolving face of professional sports in America. Since becoming involved with the Cowboys, Jones' accomplishments have been recognized through his induction into the Boys and Girls Clubs of America Hall of Fame, the Texas Sports Hall of Fame (2007), the Texas Business Hall of Fame (2005), the Arkansas Sports Hall of Fame (1999) and the Missouri Sports Hall of Fame (1998). In July of 2012, Jones was recognized as the Lifetime Achievement Award recipient by the Arkansas Sportscasters and Sportswriters Hall of Fame. In August of 2007, he served as the presenter for Michael Irvin's induction into the Pro Football Hall of Fame - a recognition he was also named for by Emmitt Smith in Canton in August of 2010 and 2013 enshrinee Larry Allen.

In April of 2014 Jones received the prestigious Horatio Alger Award in Washington, D.C. and was inducted as a lifetime member into the Horatio Alger Association of Distinguished Americans. In May of 2014, Jones was also recognized with the Lifetime Achievement Award presented by Pop Warner Little Scholars, Inc. On October 3, 2013, Jones was inducted into the National Football Foundation's Leadership Hall of Fame, an award which celebrates leadership of a lifetime of success on the field, in the boardroom and in the community.

As a co-captain of the 1964 National Championship Arkansas Razorbacks, Jones is one of a small number of NFL owners who actually earned a significant level of success as a football player. He is the only man in the history of the National Football League to play for a collegiate national championship football team and own a Super Bowl winner. In addition, Jones and the legendary George Halas are the only two men to become NFL owners after playing in a major college football bowl game. His current ties to the college game include membership on the Board of Directors for the National Football Foundation and College Football Hall of Fame.

A man of varied interests who will not rest on yesterday's achievements - he is a dedicated businessman and family man - sharing a vivid enthusiasm for both. Although Jones and his family are very involved in numerous civic and charitable causes, the Joneses have left an indelible lo-

cal and national impression on the philanthropic landscape with their love and dedication to The Salvation Army.

For the past 19 seasons, the Jones family has dedicated the Cowboys Thanksgiving Day halftime show as a national showcase to kick off The Salvation Army's annual Red Kettle Campaign. Through the donation of national television air-time, the event has created a holiday tradition, while helping to increase donations to The Salvation Army's annual fund raising efforts by more than two billion dollars. Reba McEntire, Destiny's Child, Sheryl Crow, Carrie Underwood and Kenny Chesney are just a few of the distinguished artists who have provided the entertainment for the holiday extravaganzas.

The Salvation Army points to the annual Cowboys kickoff event as one of the most effective, creative and important innovations that has been developed in the long and storied history of the organization.

The Joneses received the Evangeline Booth Award in 1999, one of The Army's highest national community service awards and have been selected for membership into the prestigious Salvation Army William Booth Society. Jerry and his wife Gene were also named to the Army's National Advisory Board in April of 1998 shortly after being named the organization's Partners of the Year in 1997. In April of 2007, the Joneses served as the honorary chairpersons for The Salvation Army's National Advisory Organizations Conference (NAOC) that was held in Dallas.

For 10 years, Gene and Jerry Jones served as hosts and underwrote the costs for the Super Lunch, a fundraising event for The Salvation Army Irving Corps Community Center. In 1998 the Gene and Jerry Jones Family Center for Children opened in conjunction with The Army.

As part of the Jones Family and the Dallas Cowboys commitment to Arlington, Texas, the home of the club's stadium, Gene and Jerry Jones Family Charities will donate a total of \$16.5 million to non-profit organizations serving youth in Arlington from 2009-2041.

In 2001 the Joneses were awarded the Chairman's Award by The Boys and Girls Clubs of America. In June of 2002, Gene and Jerry Jones were recognized as the recipients of the Children's Champion Award for Philanthropy that was presented by the Dallas for Children organization. In 2003 the Family Gateway organization of Dallas presented Gene and Jerry with the Annette G. Strauss Humanitarian Award. In April of 2005, Gene and Jerry were recipients of the Hope Award, the highest community service recognition awarded by the Lone Star Chapter of the National Multiple Sclerosis Society. In 2010 the Jones Family and the Cowboys were selected by The Boys and Girls Clubs of America to receive the prestigious Chairman's Award that recognized the Cowboys long and dedicated history of supporting that organization.

The Jones family is very involved with several other community-related organizations, including Children's Medical Center of Dallas, Happy Hill Farm Academy/Home, the National Board for The Boys and Girls Clubs of America, the Kent Waldrep Paralysis Foundation, The Rise School of Dallas, The Family Place and The Family Gateway. In 2010 the Jones family endowed the North Texas Youth Education Town with a \$1 million grant. Created as a lasting legacy of Super Bowl XLV, the North Texas YET is administered by The Salvation Army and provides North Texas youth with education, mentoring, fitness and character enrichment programs.

Jerry (10/13/42) and Gene live in Dallas. They have three children, Stephen, Charlotte and Jerry, Jr., and nine grandchildren.

Stephen is a graduate of the University of Arkansas and serves as the Cowboys Chief Operating Officer/Executive Vice President/Director of Player Personnel. Charlotte is a Stanford graduate and serves as the Cowboys Executive Vice President/Chief Brand Officer/President of Dallas Cowboys Cheerleaders. Jerry Jr., a graduate of Georgetown University, who earned his law degree from Southern Methodist University, is the Cowboys Executive Vice President/Chief Sales and Marketing Officer.

Jones graduated from Arkansas in 1965 with a Bachelor of Science degree in business administration, and earned a Master of Arts degree from the University that same year.

Chronology Since 1989:

February 25, 1989 – Jones purchases the Dallas Cowboys and the lease to manage Texas Stadium from H.R. "Bum" Bright. Jerry Jones names Jimmy Johnson as the new head coach.

April 20, 1989 – Jones completes negotiations on Troy Aikman's contract – a six-year deal that is completed four days before Aikman is the top overall selection in the 1989 NFL Draft.

October 12, 1989 – Herschel Walker is traded to Minnesota for five players, six conditional draft choices and a 1992 first round draft choice. Among the players who actually came to Dallas as a result of the trade include Emmitt Smith, Russell Maryland, Kevin Smith and Darren Woodson.

August 10, 1990 – The Cowboys first-ever in-state training camp concludes at St. Edward's University in Austin. Over 100,000 fans attend workouts, while more than 400 media credentials are issued. Austin officials estimate the camp brought an additional \$3.2 million of income into the Austin area.

September 5, 1990 – The Cowboys trade Steve Walsh to the New Orleans Saints for a first and third round draft choice in 1991 and a conditional second round pick in 1992.

April 19, 1991 – A deal is made to bring the first overall selection in the 1991 NFL Draft to Dallas in exchange for a first and second round selection and three veteran players. Dallas selected Outland Trophy winner Russell Maryland with the top pick.

April 21-22, 1991 – In an unprecedented action among NFL clubs, the Cowboys sign their top three draft choices on draft day. The team also drafts a club-record 17 players.

July 16, 1991 – The Cowboys open training camp in Austin with all 17 of their draft choices under contract. Dallas concludes its second training camp at St. Edward's University with over 75,000 fans attending the Cowboys practices.

November 24, 1991 – The Cowboys end the Redskins 1991 undefeated streak at 11 games with a 24-21 victory at RFK Stadium.

December 15, 1991 – Dallas defeats Philadelphia, 25-13, at Veterans Stadium to secure a wild card playoff spot. The victory marks the team's first trip to the playoffs since 1985.

December 22, 1991 – Dallas closes the 1991 season with a 31-27 win over Atlanta, marking the team's best record (11-5) since 1983.

January 5, 1992 – Dallas defeats Chicago by a 17-13 score in an opening round playoff game at Soldier Field. The victory marks the Cowboys first playoff win since 1982, and the first playoff win on the road since 1980.

May 1, 1992 – Jerry Jones is appointed to the NFL's Competition Committee by Commissioner Paul Tagliabue. Jones becomes the first owner to serve on the prestigious committee since the death of Cincinnati's Paul Brown.

December 21, 1992 – Before a national television audience on ABC's Monday Night Football, the Cowboys defeat the Atlanta Falcons (41-17) at the Georgia Dome to claim the NFC Eastern Division Championship. The victory marks the Cowboys first divisional title since 1985. It is the 14th divisional title in club history.

December 23, 1992 – Six players from the Cowboys offense are selected to play in the Pro Bowl. The six players establish a Dallas Cowboys record for most offensive players selected to the Pro Bowl.

December 27, 1992 – Dallas defeats Chicago by a 27-14 score at Texas Stadium. The victory is the 13th of the year for Dallas, establishing a new club record for victories in a season. Emmitt Smith finishes the season with 1,713 rushing yards, enabling him to become the first player to win back-to-back NFL rushing titles since Eric Dickerson (1983-84).

December, 1992 – The Cowboys set a team record for road attendance by averaging 72,523 fans-per-road game. The team also played before a sold-out stadium in all 16 regular season games.

January 10, 1993 – In their first home playoff game since 1983, Dallas hands NFC East rival Philadelphia a 34-10 defeat in an NFC Divisional Playoff Game.

January 17, 1993 – In their first NFC Championship Game since 1982, the Cowboys defeat the San Francisco 49ers by a 30-20 score at Candlestick Park. The victory sends Dallas to Super Bowl XXVII in Pasadena, marking the Cowboys first Super Bowl trip since 1978.

January 31, 1993 – While making an NFL-record sixth Super Bowl appearance, the Cowboys defeat Buffalo 52-17 in Super Bowl XXVII at the Rose Bowl in Pasadena. Troy Aikman was named the game's MVP after throwing four touchdown passes. The Super Bowl crowd of 98,374 becomes the largest crowd to ever witness a Cowboys game. The game was witnessed by 133.4 million television viewers, making Super Bowl XXVII the most watched event in television history.

March 5, 1993 – The Super Bowl Champion Dallas Cowboys become the first athletic team to visit the White House under President Bill Clinton's administration. The visit to the White House is the first in club history.

December 28, 1993 – An NFC-record 11 Dallas players are selected to the Pro Bowl. That group includes a club-record eight offensive selections (seven Pro Bowl starters).

January 2, 1994 – The Cowboys defeat the N.Y. Giants 16-13 in overtime at the Meadowlands. The win clinches the Cowboys second straight NFC East title and the 15th division crown in club history.

January 2, 1994 – Emmitt Smith finishes the season with 1,486 yards to earn his third straight NFL rushing crown. He becomes just the fourth man in NFL history to win three consecutive rushing titles. He is also named Associated Press NFL Player of the Year, the first Cowboy so honored.

January 23, 1994 – Dallas defeats San Francisco 38-21 in the NFC Championship Game at Texas Stadium. The victory gives the Cowboys an NFL-record seventh conference championship in the first conference title game to be played at Texas Stadium since Jan. 1, 1978.

January 30, 1994 – Dallas becomes one of just three NFL teams to win four Super Bowls by defeating Buffalo (30-13) in Super Bowl XXVIII at the Georgia Dome in Atlanta. The victory enables the Cowboys to become the only franchise in NFL history to win more than one Super Bowl under two different owners. The game featured two rushing touchdowns by Super Bowl MVP Emmitt Smith.

March 30, 1994 – Barry Switzer is named the new head coach of the Dallas Cowboys – and the third head coach in team history. Switzer replaces Jimmy Johnson, who stepped down as the Cowboys head coach the previous day.

December, 1994 – For the second straight season, the Cowboys send a club and NFC-record 11 players to the Pro Bowl.

January, 1995 – The Cowboys set a Texas Stadium record for home attendance with an average crowd of 64,579, the first time Dallas has averaged over 64,000 fans-per-game at Texas Stadium. The previous record was 63,943 set in 1981.

January 15, 1995 – The Cowboys play in their third NFC Championship Game of the decade. The Cowboys are the only NFL team to play in multiple conference championship games in each decade of the team's existence.

December 24, 1995 – Dallas wraps up its fourth straight NFC Eastern Division title – a feat no other NFC East team had accomplished other than the Cowboys teams from 1976 to 1979.

December 25, 1995 – Emmitt Smith closes the season with a team-record 1,773 rushing yards and an NFL-record 25 rushing touchdowns. Smith led the NFL in rushing for the fourth time in five years, becoming just the fifth player in NFL history to win at least four rushing titles.

December, 1995 – Ten Cowboys are selected to the NFC Pro Bowl squad. Since 1993 Dallas has earned 32 Pro Bowl selections – the most ever by one team over a three-year period.

January 14, 1996 – The Cowboys win an NFL record eighth conference championship game by defeating the Green Bay Packers 38-27 at Texas Stadium. The victory marked the Cowboys third NFC title in four years.

January 28, 1996 – Dallas becomes the first team in NFL history to win three Super Bowls in a four-year period by defeating the Pittsburgh Steelers 27-17 in Super Bowl XXX at Sun Devil Stadium in Tempe, Ariz. The game is witnessed by 138.4 million television viewers, making Super Bowl XXX the most watched event in television history. The victory enables Dallas to earn its fifth Super Bowl title – joining the San Francisco 49ers as the second NFL franchise to win five Super Bowls. The Cowboys have appeared in an NFL-record eight Super Bowls. Dallas also became the first NFL franchise to win Super Bowls with three different head coaches.

December 15, 1996 – The Cowboys clinch a fifth straight division title with a 12-6 win over the New England Patriots at Texas Stadium. The championship enables the Cowboys to become the first team in NFL history to win five straight NFC Eastern Division crowns.

January 5, 1997 – Dallas closes the postseason with a divisional playoff loss at Carolina. The loss marks the first time since the 1991 season that the Cowboys were unable to reach the NFC title game.

December, 1997 – The Cowboys close the 1997 season with a 6-10 record, marking the team's first non-playoff season since 1990.

February 12, 1998 – Jerry Jones names Chan Gailey as the fourth head coach in the history of the Dallas Cowboys franchise. Gailey, who had previously served as the Pittsburgh Steelers offensive coordinator, replaces Barry Switzer, who resigned from his position on January 9.

July 15, 1998 – The Cowboys open training camp at Midwestern State University in Wichita Falls, Texas. Attendance figures for the four-week camp exceed 100,000.

November 8, 1998 – With 163 yards on 29 carries in a 16-6 win over the New York Giants, Emmitt Smith becomes the Dallas Cowboys all-time leading rusher. Smith's performance against New York pushes him past Tony Dorsett (12,036) and into the Cowboys top spot.

December 20, 1998 – After a one-year absence from postseason play, the Cowboys clinch their sixth NFC Eastern Division title in the last seven years with a

13-9 win over Philadelphia at Texas Stadium. The 1998 division crown is the 19th division championship (15th NFC East title) in the club's 39-year history.

December 27, 1998 – After scoring a first half touchdown on a one-yard run against the Redskins at Texas Stadium, Emmitt Smith becomes the NFL's all-time leader in rushing touchdowns, moving ahead of Marcus Allen (123). Smith would later add a 26-yard touchdown run in the second quarter to bring his league record total to 125 by season's end. The Cowboys closed the year with a 23-7 victory over Washington and a 10-6 record, enabling Dallas to become the first team in the history of the NFC East to post an 8-0 record in division play.

December 24, 1999 – The Dallas Cowboys NFL-record of consecutive games in front of sold out stadiums came to an end in a Christmas Eve game against the New Orleans Saints in the Louisiana Superdome. The streak, which included home and away games, came to a halt after 160 games. It began on Dec. 23, 1990 at Philadelphia's Veterans Stadium and included 79 straight sell-outs at Texas Stadium (including playoffs) and 81 straight sell-outs on the road (including playoffs).

January 2, 2000 – The Cowboys close the century as the NFL's most successful team in the decade of the 1990s. From 1990 to 1999, Dallas qualified for the playoffs eight times, won six division titles, made four trips to the conference championship game and won three Super Bowls. The 1999 season ends with an 8-8 regular season record and a wild card playoff loss at Minnesota on Jan. 9, 2000.

January 26, 2000 – Jerry Jones names Cowboys defensive coordinator Dave Campo as the fifth head coach in franchise history. Campo spent the previous 11 seasons as an assistant coach in Dallas and was the defensive coordinator for the 1995 team that won Super Bowl XXX.

August 27, 2001 – Dallas defeats Oakland in a preseason American Bowl game in Mexico City that marks the Cowboys ninth international game. With stops in England (2), Japan (2), Mexico (4) and Canada (1), the Cowboys have played more international games than any other team in the NFL.

October 27, 2002 – In a 17-14 loss to the Seattle Seahawks at Texas Stadium, Emmitt Smith moved past Walter Payton to become the all-time NFL rushing leader. Smith finished the 2002 season, and his Dallas Cowboys career, with 17,162 yards, 436 more than Payton's previous career mark of 16,726.

January 2, 2003 – Jerry Jones names Bill Parcells as the sixth head coach in Dallas Cowboys franchise history. Parcells, a two-time Super Bowl winner with the New York Giants, replaces Dave Campo.

December 21, 2003 – The Cowboys topped the N.Y. Giants to record their 10th win of the season, securing a wild card berth in the playoffs. It was the club's 27th postseason appearance, extending their NFL record. It was also the 24th season in franchise history that the club had posted at least 10 wins, also a league record.

November 2, 2004 – With 55% of the vote, the citizens of Arlington, Texas overwhelmingly support a stadium referendum at the polls. The public-private partnership between the City of Arlington and the Dallas Cowboys will fund a retractable roof stadium with capacity for up to 100,000 people in the heart of Arlington's entertainment district. With over \$400 million committed by the team and stadium users, it will be the largest private investment in a stadium in NFL history, and the stadium will give North Texas the ability to bring major events like the Super Bowl and the NCAA Final Four to the region.

September 19, 2005 – Troy Aikman, Michael Irvin and Emmitt Smith, the cornerstone players of the three-time Super Bowl Champion Cowboys teams of the 1990s became the 15th, 16th and 17th members of the club's Ring of Honor. The trio finished their Cowboys career holding almost every major passing, receiving and rushing record while helping the organization become the NFL's Team of the Decade for the '90s. A record crowd of 65,207 fans pack Texas Stadium to witness the halftime event during the Monday Night Football match-up against division rival Washington.

December 24, 2005 – With a 24-20 win at Carolina, the Cowboys clinch the 29th winning season in the franchise's 46 years in operation. Dallas finished the year 9-7.

January 1, 2006 – The Cowboys played in front of 63,131 fans in the regular season finale at Texas Stadium on Jan. 1, 2006, pushing the club's all-time home attendance figure past the 20 million mark. Dating back to the 1960 franchise opener at the Cotton Bowl, 20,002,761 fans have now seen the Dallas Cowboys in person at the Cotton Bowl and Texas Stadium.

April 10, 2006 – Ground was broken on the new Dallas Cowboys stadium in Arlington, Texas. The state-of-the-art venue is scheduled for completion by the start of the 2009 NFL season and will accommodate between 80,000 and 100,000 fans.

August 5, 2006 – Three-time Super Bowl Champion quarterback Troy Aikman and six-time Pro Bowl tackle Rayfield Wright become the eighth and ninth former Cowboys to be enshrined in the Pro Football Hall of Fame in Canton, Ohio. Aikman, the MVP of Super Bowl XXVII and the winningest quarterback of the 1990s is selected in his first year of eligibility. Wright, a member of the NFL's 1970s All-Decade team and two Super Bowl winning teams in Dallas is selected in his first year as a senior's committee nominee.

December 16, 2006 – With a 38-28 win over the Atlanta Falcons in the Georgia Dome, the Cowboys secured a playoff berth en route to a 9-7 regular season record and a second place finish in the NFC East. The victory marked the organization's 28th postseason appearance, extending their NFL record.

February 8, 2007 – Jerry Jones announced the appointment of Wade Phillips as the seventh head coach in Dallas Cowboys history. Phillips, who brought a previous 45-35 record as an NFL head coach to the club, replaced Bill Parcells who announced his retirement from coaching on January 22, 2007.

May 22, 2007 – At NFL owners' meetings in Nashville, Tennessee, North Texas was selected to host Super Bowl XLV. The game will be played at the Cowboys new stadium in Arlington, Texas, on February 6, 2011. The first Super Bowl to be presented in North Texas was awarded on the fourth ballot of a vote by the NFL ownership.

August 4, 2007 – Michael Irvin, a member of six divisional winners and three Super Bowl championship teams with the Cowboys of the 1990s, becomes the 10th former Dallas Cowboys player to be enshrined in the Pro Football Hall of Fame. Irvin, the Cowboys career leader in receptions and yardage, is presented by team owner Jerry Jones for induction at the ceremony in Canton, Ohio.

December 9, 2007 – With a 28-27 win at Detroit, the Cowboys clinched the NFC Eastern Division title for the first time since 1998. The win gave Dallas its 20th division championship (16th NFC East). Dallas closed the season with an NFC-best 13-3 record, tying the club mark for regular season victories that was set in 1992.

February 10, 2008 – A record 13 Dallas Cowboys participated in the Pro Bowl in Hawaii. Representing the club on offense were starters Tony Romo, Terrell Owens, Flozell Adams, Andre Gurode, Leonard Davis and Jason Witten. Marion Barber was a reserve for the NFC offense. On the defensive side, DeMarcus Ware and Ken Hamlin were starters while Roy Williams, Terence Newman and Greg Ellis were reserves. Rookie placekicker Nick Folk was also selected.

September 26, 2008 – The first seats were installed at the Cowboys new stadium in Arlington.

December 4, 2008 – A topping out ceremony was held at the then named Cowboys Stadium as the last major lift took place over the stadium's east end zone door. Owner Jerry Jones and Arlington Mayor Robert Cluck were joined at the event by a number of Cowboys Hall of Fame players including Bob Lilly, Michael Irvin, Tony Dorsett and Rayfield Wright.

December 14, 2008 – With a 20-8 win over the N.Y. Giants, the Cowboys clinch the 32nd winning season in franchise history. Dallas finished the year 9-7.

December 16, 2008 – Five members of the Dallas Cowboys were named to the Pro Bowl as Davis (second selection), Gurode (third), Jay Ratliff (first), Ware (third) and Witten (fifth) were selected. Adams (fifth) was later added as injury replacement.

May 27, 2009 – With the Jones Family, Arlington Mayor Robert Cluck and a host of Cowboys greats on hand, the West End Zone doors were opened to a crowd of close to 2,000 as part of the building's Ribbon Cutting ceremony.

June 6, 2009 – The inaugural event at the then named Cowboys Stadium was a star-studded country music concert headlined by George Strait. Superstar Reba McEntire, singer/songwriter Blake Shelton and recording artist Lee Ann Womack joined the event. During the middle of the show, Strait called for the giant roof to be opened, and the show finished under a starry night sky.

September 20, 2009 – The 105,121 fans who attended the first regular season game at the then named Cowboys Stadium (Dallas against the New York Giants) became the largest crowd to ever witness an NFL regular season – or postseason – game.

January 3, 2010 – With a 24-0 win over Philadelphia, the Cowboys wrapped up the NFC Eastern Division title – marking the 21st division crown in the club's 50-year history. Dallas advanced to the playoffs for the 12th time in the 21 years of Jones' tenure as the owner and general manager.

January 9, 2010 – Then named Cowboys Stadium played host to its first NFL playoff game when Dallas dropped Philadelphia by a 34-14 margin in front of 92,951 fans in Arlington. The victory increased the Cowboys NFL-best total of all-time postseason wins to 33.

February 14, 2010 – The 108,713 fans who saw the NBA All Star Game at the then named Cowboys Stadium became a part of history as they made up the largest crowd to attend a basketball game – at any level – in the more than 100-year history of the sport.

August 7, 2010 – Emmitt Smith, the NFL's all-time leading rusher with 18,355 yards and winner of three Super Bowl rings, became the 12th player in franchise history inducted into the Pro Football Hall of Fame. Smith, who won NFL and Super Bowl MVP awards and is the NFL record holder with 11 consecutive 1,000-yard rushing seasons, was presented by team owner Jerry Jones for the induction ceremony in Canton, Ohio.

January 6, 2011 – Jerry Jones announced the appointment of Jason Garrett as the eighth head coach in Dallas Cowboys history. The former Cowboys quar-

terback guided the club to a 5-3 record as the interim coach in the second half of the 2010 season and became the first former Cowboys player to earn a spot as the head coach.

February 6, 2011 – For the first time in the region's history, North Texas played host to a Super Bowl when the Green Bay Packers and Pittsburgh Steelers faced off in Super Bowl XLV on Feb. 6 at the then named Cowboys Stadium. The Packers earned their fourth Super Bowl Championship with a 31-25 win in front of 103,219 fans - the fourth-largest crowd to watch a Super Bowl.

November 6, 2011 – Larry Allen, Charles Haley and Drew Pearson were inducted into the Ring of Honor at halftime of the Cowboys-Seahawks game becoming the 18th, 19th and 20th members of the club's Ring of Honor. All three players earned Super Bowl rings in their years with the Cowboys, Allen - one; Haley - three and Pearson - one.

December 26, 2012 – Two Dallas Cowboys were named to the original Pro Bowl squad as DeMarcus Ware earned his seventh consecutive and overall trip and Jason Witten his eight overall. Witten's eight are tied with Emmitt Smith for the fifth-most all-star appearances in franchise history. Anthony Spencer then made his first career Pro Bowl appearance when he was added to the NFC's all-star roster as an injury replacement.

February 2, 2013 – Larry Allen, one of the best offensive linemen in NFL history, was announced as one of the inductees into the Pro Football Hall of Fame. Allen, who spent 12 years in Dallas and was a part of four NFC East titles and one Super Bowl victory, made more Pro Bowl appearances than any offensive player and tied the second-most by any player in franchise history. Jerry Jones will be Allen's presenter at the ceremony. Former Cowboys head coach, Bill Parcells (2003-06) was also one of the inductees for the class of 2013.

July 25, 2013 – Dallas Cowboys and AT&T announced the new home of the Cowboys will be AT&T Stadium, formerly Cowboys Stadium.

August 13, 2013 – The City of Frisco, Texas and the Frisco Independent School District announced a partnership with the Dallas Cowboys establishing Frisco as the future home of the Cowboys world corporate headquarters and training location. A multi-use special events and sports facility, to be developed on a

footprint of approximately 20 acres, and the Cowboys world corporate headquarters on a footprint of approximately 5 acres, will be the centerpiece of additional mixed-use development on property surrounding the team's new location.

April 3, 2014 – Jerry Jones received the prestigious Horatio Alger Award in Washington, D.C. and was inducted as a lifetime member into the Horatio Alger Association of Distinguished Americans.

November 9, 2014 – The Dallas Cowboys played their first ever regular season game outside of the United States, defeating Jacksonville 31-17 at London's historical Wembley Stadium.

December 21, 2014 – With a 42-7 home win over the Indianapolis Colts, the Dallas Cowboys claimed their 18th NFC East and 22nd division title.

December 28, 2014 – The Dallas Cowboys beat Washington 44-17 to seal up road perfection for just the second time in club history.

January 15, 2015 – The Pro Football Writer's of America name Jerry Jones the 2014 NFL Executive of the Year. Jones put together a team that tied for the NFL's best record (12-4), claimed the NFC East championship and won its first playoff game since 2009.

January 31, 2015 – Charles Haley, who was a key part to the three Super Bowl champion teams in the 1990s, became a Hall of Fame inductee.

November 1, 2015 – During halftime of Dallas' Nov. 1, 2015 game against the Seattle Seahawks, Darren Woodson was inducted as the 21st member of the Cowboys Ring of Honor at AT&T Stadium. He finished his career as the Cowboys all-time leading tackler with 1,350 stops, was named to the Pro Bowl five times and was a three-time Super Bowl champion.

June 16, 2016 – After 31 years of calling the Valley Ranch practice facility home, the Cowboys conduct their final practice at the team headquarters in Irving, TX.

July, 2016 – The organization moves into The Star in Frisco, Texas, home of the new World Headquarters of the Dallas Cowboys. The move enables the team to become the first and only NFL team to share a training facility with a public high school athletic program at the Ford Center - an indoor venue with a seating capacity of 12,000.

STEPHEN JONES

Chief Operating Officer
Executive Vice President
Director of Player Personnel



With 27 years of NFL experience, Stephen Jones has established himself as one of the brightest and most versatile executives in professional sports. Recognized as Owner Jerry Jones' right-hand man, Stephen is the Cowboys Chief Operating Officer/Executive Vice President, as well as Player Personnel Director and President of AT&T Stadium.

He oversees the management operations for all aspects of the Dallas Cowboys and AT&T Stadium, while also supervising the team's scouting and player

personnel department. His work involves managing the organization's 400-plus employees, while also handling all of the club's salary cap and all major player contract concerns. He is also active in the recruitment - and management - of all major events that come to AT&T Stadium and The Star in Frisco. Jones' experience as a major college football player, and his years as one of the NFL's top executives, were instrumental in his appointment to the League's prestigious Competition Committee. His active involvement in stadium management, design and

development has also landed him a spot on the NFL's New Stadium Committee.

Following the Cowboys' 12-4 regular season finish and 2014 NFC Eastern Division title, Stephen and Jerry Jones were named the co-recipients of the NFL Executive of the Year Award as presented by *Sports Illustrated's* Monday Morning Quarterback.

Beginning in 1989, Jones has played an integral role in the team's dramatic rise from a 1-15 record to being the NFL's "Team of the Decade" with three Super Bowl titles in the 1990s. As he enters his 28th NFL season, Jones is a driving force behind the Cowboys' push to return to the NFL's elite level of teams. His recent work has seen the club restock its roster with some of the game's top talent and the recent results have produced winning records in seven of the last 13 seasons - and division titles in 2007, 2009 and 2014.

Since 2010, Jones has helped establish one of the more impressive drafting records in the NFL. In those six years, Dallas has selected 14 players who have become starters, with five of those becoming All-Rookie Team selections. Those same five players have become Pro Bowlers who have already made a collective total of 11 trips to the annual all-star game: Dez Bryant (selected in 2010), Tyron Smith (2011), DeMarco Murray (2011), Travis Frederick (2013) and Zack Martin (2014).

Over the course of the last 14 years, Dallas draft classes have produced 32 players who have gone on to start for the Cowboys while 14 of those choices became All-Rookie Team selections. Those same drafts also produced 17 Pro Bowl players who collectively combined for 50 all-star game appearances in Roy Williams (2002 draft), Andre Gurode (2002), Terence Newman (2003), Jason Witten (2003), DeMarcus Ware (2005), Marion Barber (2005), Jay Ratliff (2005), Jason Hatcher (2006), Nick Folk (2007), Anthony Spencer (2007), Mike Jenkins (2008), Bryant (2010), Sean Lee (2010), Smith (2011), Murray (2011), Frederick (2013) and Martin (2014).

In the ever-evolving strategy that dictates a team's competitiveness in the current collective bargaining agreement, Jones' performance in managing the Cowboys' salary cap, and the club's activity in free agency, has played a prominent role in the team's ability to compete at the NFL's highest level. Jones' involvement in shaping the Dallas roster under the salary cap was critical in allowing the Cowboys to maintain one of the NFL's most talented core group of players throughout the decade of the 1990s. His creativity and care taking of the Cowboys cap played a key role in the team's six division titles and four conference championship games.

During a historic two-year period of time, Jones was involved in signing five Cowboys stars who were considered the best players in the game at their respective positions. Between September of 1993 and September of 1995, Jones helped orchestrate contract agreements with running back Emmitt Smith, quarterback Troy Aikman, fullback Daryl Johnston, wide receiver Michael Irvin and cornerback Deion Sanders.

Shortly after the turn of the century, Jones began spearheading the club's new stadium efforts, overseeing every element of the development and construction of the venue while also working closely with local government, community and business leaders. He was directly responsible for the club's successful referendum campaign in the fall of 2004 that saw the City of Arlington agree to join forces with the Cowboys in building a new state-of-the-art stadium.

Opened to the public in May of 2009, the stadium's dramatic first season of operation resulted in the venue being named the Sports Facility of the Year by the *Sports Business Journal* in May of 2010.

The 100,000-plus seat stadium established the attendance record for an NFL regular season game as 105,121 witnessed the September 20, 2009 home opener, while the 108,713 who attended the NBA All-Star Game on February 14, 2010 became the largest crowd to witness a game in the history of the sport.

In just over seven years of operation, more than nine million fans have attended events that included high school and collegiate football, major college basketball, interna-

tional soccer, professional bull riding, Motocross, world championship boxing and a handful of concerts that featured world renowned recording artists. More than three million other visitors passed through the twelve-story high doors of the stadium for daily public tours of the venue.

With its architectural versatility and cutting edge media capabilities, AT&T Stadium has become a visible beacon that has established North Texas as a major focal point on the sports and entertainment canvas of North America.

The brilliant home of the Cowboys has become a powerful catalyst in attracting a wide range of national and international events that will define the future of the region for generations to come. The stadium has already played host to Super Bowl XLV (February of 2011), the NCAA Final Four in men's basketball (April of 2014) and the inaugural College Football Playoff Championship Game (January of 2015). Other top flight sporting events for the future include, the annual Goodyear Cotton Bowl, the Texas A&M-Arkansas football Southwest Classic and the annual "AdvoCare Classic" collegiate football series just to name a few.

In the summer of 2013, Jones was the organization's point person in the negotiations that established the multi-year naming rights agreement for the Cowboys home in Arlington with AT&T.

Shortly after the new name for AT&T Stadium was announced, Jones took on the responsibilities of spearheading a partnership with the City of Frisco (TX) and The Frisco Independent School District to develop a new home for the Cowboys World Headquarters in Frisco. The Star in Frisco opened its doors for operation in the summer of 2016. Located in a rapidly growing community of more than 150,000 residents, The Star is a partnership with the City of Frisco and the Frisco ISD that places a strong focus on inspiring a strong future for high school football, youth sports and the next generation of players and fans by uniquely engaging them at the place where the Dallas Cowboys live, work and practice.

The Star is the only NFL training facility in the U.S. that is shared with a public high school athletic program. All eight Frisco ISD high schools will play home games within the Ford Center at The Star, a state-of-the-art, 510,000-square-foot indoor athletic facility. With a capacity of 12,000 seats, the Ford Center will host a variety of events in addition to football games.

The Star includes a 91-acre mixed-use development located on the Dallas Tollway. In addition to the team's headquarters, the project will be a destination featuring shopping, dining, nightlife, athletic, fitness, event and hotel options.

Prior to focusing much of his energy on the innovative projects in Arlington and Frisco, Jones' stewardship of historic Texas Stadium in Irving left behind a legacy of facility management that maximized the use and visibility of the venue into a year-round destination for sporting, entertainment, community and corporate events on an unprecedented level.

Jones has enjoyed a life-long association with the game of football. A four-year letterman as a linebacker and special teams standout at the University of Arkansas, Jones was a starter for the Razorbacks in the Orange Bowl Classic Game that followed the 1986 season. Prior to attending the University of Arkansas, Jones was an all-state quarterback and a three-year starter at Catholic High School in Little Rock, Arkansas. In February of 2015, Jones was inducted into the Arkansas Sports Hall of Fame, where he joined his father who was a 1999 inductee.

He earned his degree in chemical engineering from Arkansas in 1998, and immediately went to work in the oil and gas business for JMC Exploration as an engineer.

On Feb. 25, 1989, Jerry Jones purchased the Dallas Cowboys and installed Stephen into a key front office position as one-of-three vice presidents with the club.

Jones is a past president of the Dallas Chapter of the Young Presidents' Organization. He serves on the board of directors for the Cotton Bowl Athletic Association. He also serves on the board for the Dallas Citizens Council and the Baylor Health Care System Foundation. He is a former member of the NFL's Business Ventures Committee, and he is also a member of the board of directors for

Legends Hospitality - the joint stadium catering venture involving the Dallas Cowboys and the New York Yankees organizations that Jones was instrumental in creating. In the spring of 2015, Jones was inducted into the Arkansas Sports Hall of Fame.

Jones (6/21/64) was born in Fayetteville, Arkansas and raised in Little Rock. He is married to the former Karen Hickman of El Dorado, Arkansas, and the couple has three daughters and a son: Jessica, Jordan, Caroline and John Stephen.

CHARLOTTE JONES ANDERSON

Executive Vice President
Chief Brand Officer



Charlotte Jones Anderson, Dallas Cowboys Executive Vice President and Chief Brand Officer, oversees all strategies and applications surrounding the team's brand as it is presented to fans worldwide.

Working in the executive office since 1989, Anderson's experience has enabled her to become one of the most innovative and versatile executives among women in professional sports and executives as a whole.

Her vision and direction guides the Cowboys in brand marketing, fan engagement, stadium design, entertainment, licensed apparel, cause marketing and community relations. Most recently, she contributed to the design of The Star - the new Dallas Cowboys World Headquarters, training facility and event center which is located in Frisco, Texas. Historically, she has played a prominent role in shaping the design, décor, sponsor integration and overall presentation of AT&T Stadium, the state-of-the-art venue that opened in Arlington, Texas in 2009.

Under Anderson's guidance, the venue has played host to some of the highest profile sports and entertainment events in the world - among those are Super Bowl XLV, the 2010 NBA All Star Game, the 2014 NCAA Men's Final Four, the annual Goodyear Cotton Bowl Classic, the first-ever College Football Championship game and the Academy of Country Music Awards, which broke ratings and attendance records, in 2015. Most recently, AT&T Stadium hosted WrestleMania 32 which broke WWE's all-time attendance record.

The stadium's signature element is one of the most prominent public art collections, the Dallas Cowboys Art Collection at AT&T Stadium. Consisting of 59 pieces of contemporary art from an international array of curated artists, the collection is displayed on the walls and in the grand public spaces of the stadium. In 2013 Anderson and her mother, Gene Jones, were the recipients of the Texas Medal of Arts - Arts Patrons Award, presented by the Texas Cultural Trust.

In 2012 Anderson was named Chairman of the NFL Foundation and is responsible for spearheading the NFL efforts in youth football participation, health and safety, and community outreach. She is the first woman to serve in this capacity for an NFL charitable institution and the first woman to represent club ownership as leader of a major professional sports league foundation. In 2014 she was appointed to the first NFL Conduct Committee, which endorses and enhances the new personal conduct policy for all NFL players and employees.

Anderson is also the President of the Dallas Cowboys Cheerleaders and is responsible for supervising what is considered to be the most prominent organization of its kind in the world. In the late 1990s, the

Cowboys Cheerleaders surpassed the legendary Bob Hope in total number of USO visits made to U.S. military installations around the world.

In the philanthropy space, Anderson served as Chairman of The Salvation Army's National Advisory Board from 2010-2014 and was the first woman to serve in that role. In 1997 she introduced a groundbreaking approach to fundraising on the worldwide stage by focusing a Thanksgiving Day national television audience during the Cowboys halftime and the unique opportunity to kick off The Salvation Army's National Red Kettle Campaign. Anderson set the wheels in motion, helping the Army raise over two billion dollars and touch lives across the globe by combining the Dallas Cowboys and popular musical entertainers featured on network television during one of the most watched NFL games.

Since that initial halftime presentation which featured the musical talents of Reba McEntire, entertainers such as Randy Travis, Clint Black, Toby Keith, Destiny's Child, Sheryl Crow, Carrie Underwood, Kelly Clarkson, the Jonas Brothers, Keith Urban, Enrique Iglesias with Pitbull, Kenny Chesney, Selena Gomez, Pitbull with NeYo and Luke Bryan have performed in the halftime show.

Anderson's spirit of involvement in the local community extends far beyond the realm of professional football. Since coming to the Dallas-Ft. Worth area in 1989 she has been actively involved with leadership roles in a wide range of organizations that include: The Boys and Girls Clubs of America, Southwestern Medical Foundation, the President's Advisory Council for The Dallas Center for Performing Arts Foundation, TACA board of governors, The Salvation Army, The Rise School, Shelton School, Make-A-Wish North Texas Presidents Council, Dallas Symphony and the Super Bowl XLV Host Committee. She chaired the 2014 North Texas Final Four Host Committee, responsible for hosting and organizing the record setting men's basketball championship at AT&T Stadium. She is also a member of the Board of Directors of Hilltop Corporation, and serves as President of the Gene and Jerry Jones Family Foundation and the Gene and Jerry Jones Family Arlington Youth Foundation.

A native of Little Rock, Arkansas, Charlotte Jones Anderson travels across the country speaking on philanthropic initiatives and brand innovation. She is a 1988 graduate of Stanford University where she earned a B.S. degree in human biology. A current resident of Dallas, she is married to Shy Anderson, and has three children: daughter Haley and sons Shy and Paxton.

JERRY JONES, JR.

Executive Vice President Chief Sales and Marketing Officer



As Executive Vice President and Chief Sales and Marketing Officer, Jerry Jones, Jr. is a key member of the Dallas Cowboys front office, overseeing the club's entire sales and marketing efforts. Jones was instrumental in the design and planning of AT&T Stadium, viewed as one of the world's truly unique sports and entertainment venues, as well as the team's new state-of-the-art training complex - The Star - opening in Frisco in 2016. Since opening in 2009, AT&T Stadium has played host to Super Bowl XLV, the 2010 NBA All Star Game, the 2014 NCAA Men's Final Four, the annual Goodyear Cotton Bowl, the inaugural College Football Playoff National Championship Game in 2015, WrestleMania 32 and numerous other major events on top of being the home of the Dallas Cowboys.

Jones has played an integral role in the development of the 91 acres and related businesses set to open in the fall of 2016 at the new Dallas Cowboys headquarters at The Star in Frisco. Jones has spearheaded the health and wellness projects that will be located at the Cowboys new home, including the Baylor Scott & White Sports Therapy & Research Facility at The Star, the 300,000-square-foot campus for sports medicine, research and performance facility. In addition, he was instrumental in Cowboys Club, a first-of-its-kind private members club complete with a restaurant, pool, five-star restaurant, fitness facility and more at The Star. The fitness facility attached to Cowboys Club, Cowboys Fit, will be a three-story premier health and fitness center that will allow members to exercise to a Cowboys-centric workout routine. Jones has also overseen sponsorships and potential naming rights for various portions of The Star.

In his current role, Jones is the guiding force behind all of the club's sales and marketing efforts, both those directed at the team's loyal fans as well as its corporate partners. With the Cowboys unique vertical structure, Jones leads a team that is not only responsible for the sales and marketing of the club, but also its vast merchandising business as well as all digital and broadcast media.

Jones guided the transition of 65,000 season ticket holders as well as over 300 suite owners from Texas Stadium to the club's new home. With a stadium capable of holding up to 100,000 fans, with eight club areas and 3.0-million-square feet of space, this monumental effort required the expansion of the club's sales team to over 60 employees dedicated to personalized customer service. At the same time, Jones has also been deeply involved in the extension and expansion of the club's already sizable corporate sponsorship base. In recent years, Jones has directed the extension of long-term agreements with numerous valued partners like Miller Brewing, Ford, Bank of America, Pepsi and Dr Pepper as well as the expansion of the AT&T partnership to include stadium naming rights.

In both 2008 and 2009 these efforts were recognized by the *Sports Business Journal* when Jones was named to their "40 Under 40" list of executives under the age of 40 who are making the greatest contribution to their organization and the world of sports and entertainment.

On the broadcast front, Jones oversaw the 2006 move to bring the club's radio broadcast in-house.

The move added English radio to the club's stable of English and Spanish television programming as well as the Spanish radio broadcast. Dallas Cowboys Broadcast Department now originates over 40 hours a week of original television, radio and internet programming aired across the Dallas Cowboys Broadcasting Network in five states. Through his work, Jones has helped foster the NFL's largest team-operated media broadcast network.

Jones has established a growing reputation at the league level as it relates to sales and marketing. He has served on the NFL's Marketing Executives Committee as well as the Internet Working Group Committee.

In 2001, to help further the Dallas Cowboys marketing and brand image initiatives, Jones became the CEO of Dallas Cowboys Merchandising, Ltd. (DCM), a company formed in 1996 to design, manufacture and distribute Dallas Cowboys merchandise throughout the world. To date, the Cowboys are still the only major league sports team to form such an entity, enabling their fans to have the unique opportunity to enjoy the authenticity of team merchandise and memorabilia, straight from the source. DCM and the Dallas Cowboys continue to thrive as one of the top teams in NFL sales over the past 20 years, and under Jones' leadership, DCM and its subsidiaries have added exclusive, long-term partnerships, including the University of Southern California, University of Texas, Duck Commander and IndyCar.

Today DCM mall stores have more than doubled to 35 retail locations throughout Texas and New Mexico, including the 15,000-square-foot Pro Shop in AT&T Stadium. In 2010 DCM moved into a 400,000-square-foot manufacturing and distribution headquarters near DFW Airport which, in 2014, helped lead to Jones launching Fans United, a premier licensed sports retailer. The first Fans United location is at Town Square in Southlake, Texas with locations in San Antonio and Frisco slated to open in 2016.

Jones took over as the club's Chief Marketing Officer in 2001 after first joining the club in 1996 as Vice President and General Counsel. He spent his early years negotiating rookie contracts, local radio and television broadcast rights fees and sponsorship agreements. He was also instrumental in launching the Dallas Cowboys official website, which continues to be at the forefront of internet technology and has become one of the NFL's most comprehensive and innovative team pages. Following the 2005 season, the site won the NFL's award for best content, and with Jones' leadership, dallascowboys.com today has more than 60% higher unique visitors than the next closest team, more than double the site visits, eight million more page views-per-month than the next closest team, the largest social media community in the NFL and a lead of more than one million in Facebook likes over the next closest team.

Jones, born Sept. 27, 1969, earned his law degree from Southern Methodist University in 1995. He completed his undergraduate coursework at Georgetown University, where he majored in political science and graduated with a BA in 1992. Jones and his wife, Lori, reside in Dallas, Texas with their children James and Mary Chambers.

JASON GARRETT

Head Coach

Princeton

Head Coach: 6th Year • NFL: 12th Year • Cowboys 10th Year



Jason Garrett was named the eighth head coach in Dallas Cowboys history on January 5, 2011. Garrett, who played for or worked alongside five of his predecessors, became the first former Dallas Cowboys player to become the team's head coach. In five and a half years as head coach, Garrett owns a 46-44 overall record, including playoffs.

Having literally grown up around successful head coaches in the NFL and in the Dallas Cowboys family, Garrett was a member of three Super Bowl winning teams in the 1990s during his seven seasons as a Cowboys quarterback. His father, Jim, was a personnel scout for the team for 21 years and served under every Super Bowl winning head coach and ownership regime in franchise history.

As a player in Dallas, Garrett learned under championship coaches Jimmy Johnson and Barry Switzer, while serving as a backup to Troy Aikman in offenses directed by Norv Turner and Ernie Zampese. He went on to play for the New York Giants, who reached Super Bowl XXXV, while playing for offensive coordinator Sean Payton. Garrett finished his playing days while studying under Jon Gruden in Tampa Bay and started his coaching career with the Miami Dolphins, where he worked under five-time collegiate national championship head coach, Nick Saban.

Garrett was elevated to the Cowboys top job after taking over as the team's interim head coach at the midpoint of the 2010 season. He went on to guide a Dallas team that had started the season with a 1-7 record to a 5-3 mark down the stretch. In the season's second half, three of the Cowboys five victories were against teams that posted 10 regular season wins, while the three Dallas defeats were decided by a combined total of seven points.

The 2015 season was a challenge as injuries sidelined two of Dallas' top playmakers - Tony Romo and Dez Bryant - for a majority of the season and the club finished with a 4-12 record. Romo (collarbone) started only four games and finished the year on Reserve/Injured and Bryant (foot) was slowed through a majority of his nine starts, also finishing on IR. Garrett saw four different players start at quarterback for the club for only the second time in team history. Veterans Brandon Weeden (three) and Matt Cassel (seven) started the majority of games while Kellen Moore made the first two starts of his career. The running game saw a burst through the second half of the season as Darren McFadden posted his second career 1,000-yard season (1,089) to mark the first time in club history two different running backs each rushed for 1,000 yards in consecutive seasons. Despite the struggles, Dallas still sent five players to the Pro Bowl - Tyron Smith (third), Travis Frederick (second), Zack Martin (second), Dan Bailey (first) and Sean Lee (first).

Garrett guided the 2014 squad to an NFL-best tying 12-4 record, the club's 22nd Division title - 18th NFC East title - 31st postseason appearance and 34th playoff win. Along the way, the team had three players lead the league and establish single-season club records as DeMarco Murray rushed for 1,845 yards en route to Offensive Player of the Year honors, Dez

Bryant caught 16 touchdown passes and Tony Romo completed 69.9% of his passes and had a 113.2 quarterback rating. The Dallas offense as a whole was second in the league in rushing yards (2,354); its highest finish since placing second in 2008. For the season, the Dallas offense totaled 6,138 yards for the second-highest figure in franchise history. The club also had eight players selected to the Pro Bowl, including three first timers (Frederick, Louis-Philippe Ladouceur and Martin). Perennial Pro Bowler Jason Witten earned his 10th trip, Romo made his fourth and Bryant, Murray and Smith each made their second. Martin, the club's first round pick in 2014, became the first rookie in club history to start every game at right guard, the fourth offensive line rookie and 14th overall rookie to notch starts in every game of his first season. He was also the only offensive rookie in the NFL in 2014 to make the Pro Bowl, the first rookie offensive lineman in team history to make the game and was named to the AP All-Pro team - the only rookie in the NFL in 2014 and the third rookie in club history to receive the honor. Following the season, Garrett was rewarded for the team's accomplishments with a five-year contract extension.

In 2013 Garrett guided the Cowboys to an 8-8 record and had his club in position to play for the NFC East title in the last game of the regular season for the third straight year. Five of the team's eight losses came by a combined total of eight points as the Cowboys finished in second place in the NFC East. Five Dallas players earned Pro Bowl trips to Hawaii in 2013, including four first-time selections: Bryant, Murray, Tyron Smith and Jason Hatcher. The fifth Pro Bowler, Witten, earned his ninth Pro Bowl selection after moving into second place among tight ends on the NFL's all-time reception list with 879 career catches. Bryant accounted for 13 touchdown catches that tied him for third on the Cowboys all-time single season scoring reception list. Murray's 1,121 rushing yards enabled him to become the team's first 1,000-yard rusher since 2006. Romo had another impressive year, throwing for 31 touchdowns with only 10 interceptions. A Week 15 injury forced him out of the season finale, causing Romo to just miss surpassing the 4,000-yard single season passing plateau for the fifth time, as he closed the 2013 campaign with 3,828 yards through the air.

In Garrett's second full year of guiding the Dallas Cowboys (2012), the team produced the club's third-best all-time total net yardage figure to date by racking up 5,994 yards. Additionally, Romo threw for a club-record 4,903 gross yards as part of an offense that posted a club-best 4,729 net passing yards. Romo also set club marks for attempts (648) and completions (425), becoming the eighth different NFL quarterback to go at least 400-of-600 in a season. NFL quarterbacks achieved that mark 15 times in league history. Also benefitting from Dallas' offensive output was Bryant, who finished the season with a team-leading and career-best 1,382 yards - fourth in team history - and 12 touchdowns - tied for fifth in club history. Witten was also a recipient of the

high-powered pass attack, racking up a league tight end record 110 catches (second in team history) and his fourth career 1,000-yard season (1,039).

In his first full year as head coach, Garrett guided the 2011 team to an 8-8 finish as the offense amassed 6,008 yards for the second-highest yardage output in franchise history. Romo posted a then career-best 102.5 quarterback rating, good for third in the NFC, fourth in the NFL and second in team history. He eclipsed the 4,000-yard mark for the third time in his career and the third time in team history with 4,184 on the year (third in club history). Romo's 66.28 completion percentage was also a then career-best (second in team history), while his 31 touchdown passes (second), attempts (third) and completions (second) were all good for the second-most of his career at the time. Witten led the team in receptions (79) - for the fifth straight season and sixth overall - and receiving yards (942) while finishing fourth with five touchdown receptions. In his second season, Bryant finished second on the team in catches (63), receiving yards (928) and touchdowns (nine), while veteran Laurent Robinson led the team with 11 touchdown receptions on 54 catches for 858 yards. Rookie running back Murray provided a mid-season spark as he set a club rushing record with 253 rushing yards against St. Louis (10/23). Murray led the team with 167 carries for 897 yards and two touchdowns despite starting only seven games and missing the final three games after landing on Reserve/Injured with a broken ankle. With an offensive line in transition, rookie Tyron Smith emerged as a solid building block for the long term after starting all 16 games at right tackle and earning All-Rookie honors.

After taking over the offensive coordinator's responsibilities under Wade Phillips in 2007, the Dallas offense reached high levels of productivity in several categories, and the unit finished among the NFL's top-10 in total offense in five of his seven years at the helm: 2013 (10th), 2012 (6th), 2010 (10th), 2009 (2nd) and 2007 (2nd). Inclusively from the start of the 2007 season, the club has averaged 364.9 total yards-per-outing (sixth in the NFL) and 24.3 points-per-game (eighth). Since his arrival in 2007, not only has the team set single-season records in numerous offensive categories, but the club's cumulative numbers for total net yards (52,540), gross passing yards (38,325) and total points (3,498) are among the best totals over a nine-year span in the history of the organization. Under Garrett's tutelage, 13 different offensive players have earned 34 total trips to the Pro Bowl.

Although the 2010 club faced its share of challenges, the offense continued to put up big numbers, amassing 5,828 total yards for the then seventh-highest yardage output in franchise history. Dallas also topped the 4,000 passing yard mark for the third time in four years with the third-most in club history (4,042). Romo started the season running the offense, but a fractured left clavicle suffered against the N.Y. Giants (10/25) led the way for Jon Kitna to take over. Before the injury, Romo completed 148-of-213 passes (69.5%) for 1,605 yards, 11 touchdowns and seven interceptions. At the time of his injury, he had a 94.9 quarterback rating that was sixth in the NFL and tops in the NFC. Witten also finished with 1,002 receiving yards and nine touchdowns. His 1,002 yards marked his third career 1,000-yard season and his second consecutive, while his nine touchdowns tied a team tight end record. Miles Austin notched his second straight 1,000-yard season (1,041) to give the Cowboys their fifth instance of two pass catchers topping 1,000 yards. Rookie wide receiver Bryant was well on his way to a record-breaking rookie season before fracturing his ankle at Indianapolis (12/5). Prior to his injury, Bryant collected 45 catches (second all-time among team rookies) for 564 yards (fifth) and six touchdown catches (tied for second). The club sent three offensive players to the Pro Bowl: Austin (second consecutive), Andre Gurode (fifth consecutive) and Witten (seventh consecutive).

En route to winning the 2009 NFC Eastern Division title, Dallas established club records for total offensive yards (6,390), net passing yards (4,287) and pass completions (347). Dallas ranked second in the NFL in yards-per-game (399.4), sixth in passing (267.9) and seventh in the league in rushing (131.4). Romo broke his previous single season records for completions (347) and passing yards (4,483), while Austin (1,320 receiving yards) and Witten (1,030) became just the fourth pair of Cowboys pass catchers to gain more than 1,000 yards in a season in team annals. On the ground, second-year running back Felix Jones eclipsed a 47-year old record for rushing yards-per-carry with a season average of 5.9.

The 2009 club led the NFL in average gain on first down plays (6.52), and five offensive players made trips to the Pro Bowl in South Florida: Witten, Leonard Davis, Gurode, Romo and Austin.

In 2008 Dallas finished the season 13th in the NFL in total offense with an average of 344.5 yards-per-game. The team was ninth in the league in passing offense (236.8 yards-per-game), and the team's total of 3,789 net yards passing was the fifth-highest in club history since the 16-game NFL regular season was implemented in 1978. Following the season, offensive linemen Davis, Gurode and Flozell Adams were selected to represent the Cowboys in the Pro Bowl along with Witten.

Following the 2007 season in which the Cowboys won the NFC Eastern Division crown with a team-record tying 13 victories, Head Coach Wade Phillips added to Garrett's responsibilities by naming him the club's assistant head coach on January 17, 2008. Regarded as one of the bright young offensive minds in the league, Garrett was named Pro Football Weekly's NFL's Assistant Coach of the Year in March of 2008.

Dallas finished the 2007 season second in the NFL in scoring (first in the NFC) with an average of 28.4 points-per-game. The 455 points scored marked the second-highest figure to date in club history behind the 1983 squad (479 points). The Cowboys scored at least 20 points in 14 of its 16 games in 2007, marking the most 20-plus point games since the 1995 club also had 14. The 2007 offense also set a club record by scoring 24 points-or-more in the first 13 games of the season.

With a 16-game average of 365.7 yards-per-game, the Cowboys were third in the NFL (second in the NFC) in total offense. Dallas closed the 2007 season fourth in the NFL (third in the NFC) in passing with an average of 256.6 yards-per-game. The 5,851 yards in total offense by Dallas in 2007 marked the fifth-highest total yardage output in team history at the time. The Cowboys established a club record with 217 passing first downs in 2007, while also leading the NFL in average yards gained on first downs. Dallas picked up an average of 6.24 yards on first down plays, while New England (6.09) was second.

In his first full season as an NFL starter, Romo finished the campaign as the NFC's top rated passer (97.4), marking the third-highest single season passer rating in club history. With 36 touchdown passes in 2007, Romo established a Cowboys record for single season scoring tosses - eclipsing the mark of 29 set by Danny White in 1983. Romo also set what were then season club marks for completions (335) and passing yardage (4,211).

Terrell Owens closed the year second in the NFC in receiving yardage with 1,355 (fifth in the NFL), and he led the NFC in touchdown catches (third in the NFL) with a club-record 15 scoring receptions. Witten finished the year second among all NFL tight ends (first in the NFC) in both receptions (96) and yardage (1,145). Both totals represented club records for a Dallas tight end in a single season.

Marion Barber's 4.8-yard rushing average was fifth among all NFL backs, and his 10 rushing touchdowns tied for fifth in the NFL. The one-two punch of Barber and Julius Jones combined for 1,563 yards on the ground and a combined average of 97.7 yards-per-game.

Garrett returned to Dallas in 2007 as the offensive coordinator after spending the previous two seasons tutoring the Miami Dolphins quarterbacks. Garrett, who was a backup quarterback to Troy Aikman in Dallas from 1993 to 1999, rejoined the Cowboys with a great understanding of the championship heritage of the organization. As a player in Dallas, he was a member of teams that won six division titles and three Super Bowl championships.

He entered the coaching profession in February of 2005 as the quarterbacks coach for Nick Saban's first Miami Dolphins club. While in Miami, Garrett capably handled the challenge of having to work with five different starting quarterbacks over the course of 32 regular season games. In 2005 Miami quarterbacks threw 22 touchdowns with just 16 interceptions. In 2006 Garrett managed three starting quarterbacks for an offensive unit that produced four pass receivers who each had at least 55 receptions for the first time in team history.

As a player, Garrett worked under highly successful offensive coordinators Norv Turner and Ernie Zampese in Dallas while providing sideline assistance to Aikman for the majority of his Hall of Fame career. After moving to New York in 2000, he helped guide starting quarterback Kerry Collins and the Giants to an NFC Championship and a Super Bowl berth while working along side Saints head coach Sean Payton, who was the team's offensive coordinator. Garrett also gained valuable experience in absorbing Jon Gruden's offensive philosophies during a stint with the Tampa Bay Buccaneers in the closing months of his playing career in 2004.

In his seven years as a player in Dallas, Garrett started nine of the 23 games in which he played. A key reserve player on three Super Bowl teams, he is best remembered for his Thanksgiving Day heroics in 1994. As the Cowboys third quarterback on the depth chart, he made his second career start against Green Bay after Aikman and backup quarterback Rodney Peete were felled with injuries in previous weeks. Garrett led Dallas to a thrilling 42-31 come-from-behind victory in which he directed the Cowboys to a club-record 36 second half points with six consecutive second half scoring drives. He finished the day with 311 passing yards on 15 completions with two touchdown tosses and was named the NFC's Offensive Player of the Week. He went on to start five games in 1998 and two games in 1999 to finish his days in Dallas with a 6-3 record as a starting quarterback.

Garrett served as the primary backup to Kerry Collins during the New York Giants run to the Super Bowl in 2000, and played the entire fourth quarter of the NFC Championship Game that year. He spent the next three seasons with the Giants (2000-03).

He concluded his career by splitting the 2004 season with Tampa Bay and Miami. Overall in his 12 NFL seasons, Garrett started nine of the 40 regular season games in which he played and completed 165-of-294 passes for 2,042 yards with 11 touchdowns and five interceptions.

As a senior at Princeton University in 1988, Garrett was named the Ivy League's Player of the Year and honorable mention All-American. He earned his degree in history in 1989, and moved on to the NFL as an undrafted rookie free agent with the New Orleans Saints developmental squad. After being released prior to the 1990 season, he spent the fall of 1990 as an assistant coach at Princeton. In 1991 Garrett moved on to play in the World League and the Canadian Football League before joining the Cowboys practice squad in 1992.

Garrett, who prepped at University School in Chagrin Falls, Ohio, followed in his family footsteps in 2005. His father, Jim, spent more than 30 years in the NFL as a coach and scout. His brother, John, is now an assistant coach at the University of Richmond. Another brother, Judd, was a practice squad player for the 1993 Cowboys Super Bowl Championship club and is now with the Cowboys scouting department as the director of pro scouting.

Jason and his wife Brill founded their charitable foundation, Jason Garrett Starfish Charities, in 1997 with the goal of enriching the lives of young people. The principle activity of the foundation is a one-day football camp and leadership forum for high school athletes, which is held each summer at Princeton University in conjunction with Play It Smart, a program administered by the National Football Foundation. In 2012 Garrett and the Cowboys organization introduced a similar annual one day football camp - Dallas Cowboys U - at the team's Valley Ranch training complex. The camp offers life skills sessions along with the opportunity for the high school players to be coached by the Dallas Cowboys players.

Born on March 28, 1966, Garrett resides in Dallas with his wife, Brill.

Jason Garrett – Born March 28, 1966, Abington, Pa. Quarterback Princeton 1987-88. Pro: Quarterback San Antonio Riders (World League) 1991, Ottawa RoughRiders (CFL) 1991, Dallas Cowboys 1993-99, New York Giants 2000-03, Tampa Bay Buccaneers, Miami Dolphins 2004. College coach: Princeton 1990. Pro coach: Miami Dolphins 2005-06, Dallas Cowboys 2007-15 (head coach 2011-15).

GARRETT'S HEAD COACHING RECORD AND COACHING EXPERIENCE

REGULAR SEASON TOTALS

Year	Team	W	L	T	Pct.	Result
2010	Dallas	5	3	0	.625	Interim
2011	Dallas	8	8	0	.500	3rd NFC East
2012	Dallas	8	8	0	.500	3rd NFC East
2013	Dallas	8	8	0	.500	2nd NFC East
2014	Dallas	12	4	0	.750	1st NFC East
2015	Dallas	4	12	0	.250	4th NFC East
Totals		45	43	0	.511	

POSTSEASON TOTALS

Year	Team	W	L	Pct.
2014	Dallas	1	1	.500

Year	Position/Team
2005-06	Quarterbacks, Miami Dolphins
2007	Offensive Coordinator, Dallas Cowboys
2008-10	Assistant Head Coach/Offensive Coordinator, Dallas Cowboys
2010	Interim Head Coach, Dallas Cowboys - final eight games
2011-15	Head Coach, Dallas Cowboys

JOE BAKER

Secondary

Princeton

NFL: 21st Year • Cowboys 5th Year



The Dallas Cowboys announced Joe Baker as assistant secondary coach on February 13, 2012, then he became the safeties coach in 2014. He was promoted as the secondary coach following the departure of Jerome Henderson and will oversee the entire unit in 2016.

Baker arrived in Dallas after spending three seasons (2009-11) as an assistant with the Tampa Bay Buccaneers. He has 20 years of NFL coaching experience and three years at the collegiate level.

In charge of the squad's safeties once again in 2015, Baker began the season with Barry Church and J.J. Wilcox as the two starters. Church finished second on the defense with 136 stops - his third consecutive season with 100+ tackles - and Wilcox added 69 tackles. One of Baker's primary tasks for the season was bringing 2015 first round draft choice Byron Jones up to speed at the position. The rookie from UConn saw action at various positions in the secondary at the beginning of the season before settling into a starting spot at free safety ahead of Wilcox by Week 7. Jones finished his first pro season fifth on the team with 76 tackles while his team-high 12 pass breakups allowed him to become the first rookie to lead the team in that category since Derek Ross in 2002. In total, he became the only rookie to record 75-plus tackles and lead the team in breakups in franchise history. Jeff Heath, one of the club's top backups at safety and core special teams player, picked off a career-best two interceptions to lead the team.

Baker's third season assisting with the Dallas secondary saw him take on a new role in charge of the safeties. The unit was led once more by Church, who for the second consecutive season had a team-high 110 tackles to become the first Dallas defender to lead the defense in tackles in back-to-back years since Bradie James (2005-10). The 2014 season also saw the rise of second-year safety Wilcox, who finished fourth on the team with 89 tackles and three interceptions - second on the team.

Baker again worked closely with secondary coach Jerome Henderson in 2013 as the defense made the switch back to the 4-3 scheme. The starting defensive backfield saw the return of Church, who missed the majority of 2012 with an Achilles tear, as the former rookie free agent safety started all 16 games for the first time in his career and led the defense with a career-best 147 tackles. The season started with third round draft pick Wilcox starting at strong safety (five games) before rookie free agent Heath took over (nine). In his second year in Dallas, Brandon Carr was fourth on the team with 74 tackles and second with three interceptions. Morris Claiborne struggled in his second pro season, tallying 31 tackles (14th) as Orlando Scandrick stepped in to start 15 games and finish with 70 tackles - a career-high.

In his first season with the Cowboys, Baker helped integrate two new starting corners in first round draft choice Claiborne and veteran free agent Carr. Carr led

the team in interceptions with three - returning one for a touchdown - while Claiborne picked off one pass and had a fumble returned for a touchdown.

In 2009 Baker was the defensive backs coach in Tampa Bay, and from 2010-11, he coached Buccaneers linebackers. Baker's 2009 defensive backfield helped Tampa Bay finish 10th in the league in pass defense as his unit accounted for 15 of the team's 19 interceptions. Safety Tanard Jackson and cornerback Aqib Talib tied for the team lead with five interceptions.

Prior to landing with the Buccaneers, Baker spent two seasons (2007-08) with the Denver Broncos, first as the club's linebackers coach and then as an offensive assistant. In his first season with Denver, Baker worked with a linebacking corps that was highlighted by D.J. Williams, who was making the transition to middle linebacker. Under Baker's tutelage, Williams finished the season second in the NFL with an AFC-best 141 tackles. Baker crossed over to the offensive side in 2008 as an offensive assistant and helped the unit finish second in the league in total offense (395.8 yards-per-game).

Baker was with the St. Louis Rams in 2006 (defensive quality control/linebackers) where he helped guide St. Louis to 32 takeaways - seventh in the league - with a league-best nine red zone takeaways. Baker spent 2005 with the Green Bay Packers (secondary/safeties) and worked with a defensive backfield that led the league in pass defense, allowing 165.7 yards-per-game - the club's lowest total in 27 seasons.

Baker spent five seasons (2000-04) coaching various defensive positions with the New Orleans Saints. In his time with the club, New Orleans was fifth in the league in takeaways (163) over five seasons. He started with the Saints as an assistant defensive backfield/assistant special teams coach (2000-01), then was the team's secondary assistant (2002) and finally the secondary coach (2003-04).

Baker made his NFL coaching debut in 1995 as the assistant special teams coach for the Jacksonville Jaguars, a position he held through the 1998 season. He first landed with the Jaguars in 1994 as the club's manager of football operations leading into its inaugural season.

In 1999 Baker returned to coach college ball at the University of Wisconsin as the school's outside linebackers/special teams coach. He coached running backs and wide receivers at Samford in 1993 after spending one season as the player personnel coordinator for the Birmingham Fire of the World League of American Football. Baker got his start coaching as a graduate assistant/defensive backs at East Stroudsburg University in 1991.

Baker played wide receiver four years (1987-1990) at Princeton University where he caught passes from Cowboys Head Coach Jason Garrett for two years (1987-88). He was part of Princeton's 1989 Ivy League co-championship squad then earned his degree in history in 1991.


Baker lives in Southlake with his wife, Jill, and two children - Mia and Joey.

Joe Baker – Born June 29, 1969, Glen Ridge, N.J. Wide receiver Princeton 1987-1990. No pro playing experience. College coach: East Stroudsburg 1991, Samford 1993, Wisconsin 1999. Pro coach: Birmingham Fire (WFL) 1992, Jacksonville Jaguars 1995-98, New Orleans Saints 2000-04, Green Bay Packers 2005, St. Louis Rams 2006, Denver Broncos 2007-08, Tampa Bay Buccaneers 2009-11, Dallas Cowboys 2012-15.

BRETT BECH (BESH)

Assistant Strength and Conditioning

Louisiana State
NFL: 7th Year • Cowboys: 6th Year



Brett Bech joined the Dallas Cowboys as an assistant strength and conditioning coach in 2011. He is in his second stint as a strength coach in the NFL after spending one season (2006) with the N.Y. Jets in a similar capacity. He is no stranger to Strength and Conditioning Coordinator Mike Woicik's philosophy as Woicik ran the strength program in New Orleans for three of Bech's four seasons as a wide receiver.

Before landing in Dallas, Bech spent two and a half years training collegiate athletes for the NFL Combine at Athletes' Performance in Gulf Breeze, Fla. Prior to that, he was the Jacksonville Jaguars offseason speed consultant for two years (2007-08).

He was an assistant strength and conditioning coach for the N.Y. Jets in 2006 after he spent 2005 as their offseason speed consultant.

Bech had a pro football career that spanned nine years. He was an undrafted free agent for the Jacksonville Jaguars in 1996 before joining the Saints practice squad later that same season. He spent three more years at receiver for New Orleans (1997-99). He spent one year with the XFL's Las Vegas Outlaws (2000) then three seasons (2002-04) in the Arena Football League for the Indiana Firebirds.

Bech was a three-year letterman at Louisiana State (1992-94) and led the Tigers in receiving in 1993 and 1994. He was the team's offensive MVP and captain as a senior.

Bech has his Certified Strength and Conditioning Specialist and USA Weightlifting Level 1 certificates. He, and his wife, Cheri, have four daughters, Cora, Olivia, Shilah and Priscilla.

Brett Bech – Born August 20, 1971, Slidell, La. Wide receiver Louisiana State 1991-94. Pro: Wide receiver New Orleans 1996-99, Las Vegas Outlaws (XFL) 2000, Indiana Firebirds (AFL) 2002-04. Pro coach: N.Y. Jets 2006, Dallas Cowboys 2011-15.

RICH BISACCIA

Assistant Head Coach/ Special Teams Coordinator

Yankton College
NFL: 15th Year • Cowboys: 4th Year



Rich Bisaccia returns for his fourth season as the Dallas Cowboys special teams coordinator after being named to the position on Jan. 30, 2013. For the 2015 season, he added the role of assistant head coach. He enters his 34th season as a coach and 15th in the NFL.

Bisaccia's unit produced a solid campaign in 2015 that was highlighted with a Pro Bowl season by Dan Bailey. In his fifth season, Bailey connected on 30-of-32 field goals to tie the highest percentage in the NFL in 2015 (career-high 93.8%) while also hitting all 25 PATs as he was rewarded with his first ever trip to the NFL's annual all-star game. His 30 field goals made were fourth in a season in team history and second-highest of his career. Punter Chris Jones boasted a career-high net average of 42.5

to place third in the NFL while also logging a 45.2 gross average and dropping 27 inside the 20-yard line - second-most of his career.

In 2014 Bailey became the NFL's all-time most accurate field goal kicker after making his 100th career kick six weeks in. For the year, he finished 25-of-29 with a career field goal percentage of 89.8. He also hit all 56 PAT tries, making him a perfect 179-of-179 for his career - third in team history and just one shy of Mike Clark (180) for second. Jones played in all 16 games for the second time in his career and had career-highs for gross (45.4) and net (39.8) averages while dropping 21 inside the 20-yard line. He also had a career-long 64-yard boot. Dwayne Harris led all coverage men with 18 tackles and long snapper Louis-Philippe Ladouceur, who was perfect

on every snap for the 10th straight season, earned his first career trip to the Pro Bowl.

During his first season leading the charges of the Cowboys special teams, Bisaccia's impact was immediate in the return game where he upgraded the squad's NFL kickoff return average ranking from 29th (20.6) in 2012 to fourth (25.5) in 2013. In particular, Harris' 30.6-yard kickoff return average was second in the league while his punt return average of 12.8 yards-per-return ranked third in the NFL.

In the kicking game, Bisaccia's work with Bailey allowed the placekicker to finish the season 28-of-30 on field goals - good for a 93.3 percentage - to rank fourth in the league. He closed out the season converting 21 straight attempts. Bailey also set the single-season club record for field goals of 50+ yards with six in 2013.

Jones also benefitted from Bisaccia's tutelage, playing in all 16 games for the first time in his career to boast a 44.8 yard-per-punt average and a net average of 39.1. Jones also had 30 punts downed inside the 20-yard line to mark the third-most in team history in a single season.

Prior to arriving in Dallas, Bisaccia spent two seasons in San Diego with the Chargers. He was the club's special teams coach in 2011 before adding assistant head coach duties for the 2012 season.

From 2002-10 Bisaccia coached in Tampa Bay, originally working with the special teams (2002-07), then adding the responsibilities of associate head coach and running backs (2008), before spending his last two seasons (2009-10) as the club's associate head coach/special teams. In addition to being a part of the Bucs Super Bowl XXXVII Championship team in his first season as an NFL coach, Bisaccia's charges earned three Pro Bowl selections (punter

Josh Bidwell - 2005, long snapper Dave Moore - 2006, returner Clifton Smith - 2008), 13 NFC Player of the Week awards and four NFC Player of the Month awards through his tenure. Additionally, his units scored four touchdowns on kickoff returns, four on punt returns and blocked 18 kicks - 10 field goal attempts, five punts and three PAT tries. In 2009 the Buccaneers led the NFL with six blocked kicks while also leading the league in kickoff return average (26.3 yards-per-return) and ranked second in kickoff coverage, yielding just 19.1 yards-per-return.

Before hitting the pro ranks, Bisaccia spent 19 seasons coaching at the NCAA level. His most recent collegiate coaching stop was from 1999-2001 when he was the assistant head coach/running backs/special teams at Mississippi. He was the school's running backs coach in his first season (1999). Bisaccia came to Mississippi after a five-year stint at Clemson as the school's running backs and special teams coach (1994-98). He coached the same units for two seasons at South Carolina (1992-93) after originally coming to the school as a graduate assistant in 1988, coaching tight ends and wide receivers. After one season in the graduate assistant role, he was a volunteer assistant for the school for three seasons, first working with defensive ends and special teams (1989-90) followed by tight ends and special teams (1991). Bisaccia made his coaching debut in 1983 as the defensive backs/special teams coach at Wayne State then coached the school's quarterbacks and receivers from 1984-87.

Bisaccia played defensive back at Yankton College in South Dakota and is a native of Yonkers, N.Y. He and his wife, Jeanne, have three daughters - Michele, Elizabeth and Maddie - a son - Richie - and two grand children - Joel and AnnaJean.

Rich Bisaccia – Born June 3, 1960, Yonkers, NY. Defensive back Yankton College 1979-82. Pro: Defensive back Philadelphia Stars (USFL) 1983. College coach: Wayne State 1983-87, South Carolina 1988-1993, Clemson 1994-98, Mississippi 1999-2001. Pro coach: Tampa Bay Buccaneers 2002-10, San Diego Chargers 2011-12, Dallas Cowboys 2013-15.

BEN BLOOM

Assistant Coach/Special Projects

Tufts

NFL: 7th Year • Cowboys: 6th Year



The Dallas Cowboys hired Ben Bloom during the 2011 offseason to serve as the club's defensive quality control coach and assist linebackers coach Matt Eberflus - whom Bloom worked with on the Cleveland Browns coaching staff in 2010. He moved to the defensive line in 2014 and in 2015, working with Dallas' defensive ends. For 2016 Bloom is the club's assistant coach/special projects where he will advise the head coach on game plan matchups and schemes, personnel group strategies, film and statistical analysis, game management and situational football strategy. On the field, Bloom will assist with special teams units.

Under Bloom's watch in 2015, second-year pro DeMarcus Lawrence led the defense with a ca-

reer-best 8.0 sacks while placing second with 31 pressures and third with eight tackles for losses. Along with Greg Hardy's 6.0 sacks, the pass rushing duo accounted for 14.0 of the club's 31 sacks on the year.

In Bloom's first season working with the defensive ends, the 2014 season saw free agent addition Jeremy Mincey lead the club with 6.0 sacks and 39 quarterback pressures. He also saw production from veteran ends George Selvie - who tied for third on the team with 3.0 sacks along with 20 pressures - Anthony Spencer (17 pressures) and Jack Crawford (2.0 sacks). Bloom assisted with the tutelage of rookie second round draft pick Lawrence, who spent the first portion of the regular season on the Reserve/

Injured-Returnable list after breaking his foot during training camp, but returned mid-season to finish with 11 tackles, a tackle for loss and six pressures. In the postseason Lawrence broke out with sacks in each of the team's two playoff contests along with a fumble recovery to help seal the win against Detroit in the Wild Card Playoff Game.

In 2013 Bloom's assistance with the linebackers featured a rise amongst Dallas' young corps as both Sean Lee (second - 123) and Bruce Carter (third - 122) finished amongst the team's top-five tacklers. Carter's 122 stops also marked a career-best.

Bloom continued to work closely with Eberflus and the linebackers in 2012. Both DeMarcus Ware and Spencer earned Pro Bowl berths as they each reached double-digit sacks, 11.5 and 11.0, respectively. Spencer also led the team in tackles with a career-best 106.

In his first season with the Cowboys, Bloom aided with the breakdown of opposing offensive film while also helping put together the team's weekly defensive playbook. In his role assisting Eberflus with the linebackers, Bloom worked with outside line-

backers Ware and Spencer who accounted for 25.5 of the club's 42.0 sacks - Ware, 19.5 (second in the NFL) and Spencer, 6.0. Another one of Bloom's linebackers, Lee, led the squad with 131 tackles as the second-year pro started 15 of the 16 games at middle linebacker. Spencer finished fourth on the tackle chart (74) and Ware sixth (67).

As a defensive assistant for the Browns in 2010, Bloom helped prepare the defense during practice and with the breakdown of film for upcoming opponents. He spent the 2009 season with the Browns as an assistant in team operations.

Prior to joining the Browns, Bloom served as an assistant defensive line coach at Harvard University during the 2008 season. He earned his master's degree in education from Tufts University, while serving as a graduate assistant and the defensive line coach there from 2005-07. Bloom also earned a bachelor's in history from Tufts where he was a three-year letter winner on the football team. A native of Wellesley, Mass., Bloom and his wife, Eliot, live in Dallas with their daughter, Georgia.

Ben Bloom – Born October 17, 1982, Wellesley, Mass. Offensive Line Tufts 2001-04. No pro playing experience. College coach: Tufts University 2005-07, Harvard University 2008. Pro coach: Cleveland Browns 2010, Dallas Cowboys 2011-15.

GARY BROWN

Running Backs

Penn State

NFL: 8th Year • Cowboys: 4th Year



Gary Brown will begin his eighth year as an NFL coach and his fourth season with the Dallas Cowboys after he became the running backs coach on February 8, 2013. Brown came to Dallas after spending four seasons in the same capacity with the Cleveland Browns.

In 2015 Brown was charged with the challenge of replacing the production of 2014 NFL rushing champ DeMarco Murray, who departed via free agency. The response at the position included a collection of runners who gave Dallas a top-10 rushing attack, by averaging 118.1 yards-per-game (ninth). Veteran free agent signee Darren McFadden began the year as a backup to Joseph Randle, but took control as the team's starting running back following a 152-yard performance at the N.Y. Giants (10/25). From that game through the final 11 weeks of the season, his 960 rushing yards were the third-most by an NFL rusher during that period. McFadden finished the year with 1,089 yards - his second career 1,000-yard season - on a career-high 239 carries (4.6 avg.) with three touchdowns. It marked the third consecutive season that Dallas boasted a 1,000-yard rusher, and it was also the first time in team history that two different players have had consecutive 1,000-yard seasons (Murray, 2014; McFadden, 2015).

The Dallas Cowboys rushing offense in 2014 finished second in the league with 2,354 yards - the most since rushing for 2,711 in 1981. The Cowboys rushing attack was led by the league's leading running back, Murray, who rushed for a club-record

1,845 yards on 392 carries (4.7) and 13 touchdowns and took home 2014 Offensive Player of the Year. It was the first time a Cowboy won the NFL rushing title since Emmitt Smith (1,773) in 1995. Brown's workhorse in the backfield also established a league record after rushing for at least 100 yards in each of the season's first eight games. For the year, Murray had 12 100-yard performances to set a franchise high. Murray also caught a career-high 57 passes to give him 449 touches on the year - tops in team history and sixth in NFL history.

The 2013 season saw career outputs from running back Murray, who posted 1,471 yards from scrimmage, 1,121 rushing yards, nine rushing touchdowns, 10 total touchdowns and a 5.2-yard average under Brown's tutelage, earning his first Pro Bowl selection. It marked the first time that the Cowboys offense featured a 1,000-yard rusher since the 2006 season and the first Pro Bowl selection at the running back position since 2007. Murray also excelled as a pass catcher in 2013, catching 53 passes out of the backfield, then tied for eighth by a running back in team history.

The Cowboys also received significant contributions from second-year running back Lance Dunbar and rookie Randle, who accounted for 434 yards of total offense and two touchdowns combined. The emergence of mid-season pickup Tyler Clutts at fullback spurred the Cowboys rushing attack late in the season, helping Murray finish third among NFL rushers in rushing yards (693) and touchdowns (six) in the final eight games.

In 2012 Brown worked with rookie running back Trent Richardson, the third overall pick in the 2012 NFL Draft, marking the highest pick Cleveland had ever used on a running back. Richardson finished the season with 1,317 yards from scrimmage, 950 rushing yards, 11 rushing touchdowns, 12 total touchdowns and 72 points, all Browns rookie records. In addition, his three 100-yard rushing performances tied a Browns rookie record. Richardson also finished second on the team with 51 receptions, which was fifth by a Browns rookie.

The Browns started three different players at running back in 2011. This included four starts by Chris Ogbonnaya, who began the season on Houston's practice squad. Ogbonnaya led the team in rushing five times on the year and finished with a 4.6-yard average (73-334) the highest figure for a Brown with more than 70 rushing attempts since Eric Metcalf put together a 4.7 mark (129-611) in 1993.

In 2010 Brown oversaw a backfield led by Peyton Hillis, who joined Hall of Famers Jim Brown and Leroy Kelly as the only Browns to record 11-or-more rushing touchdowns in a single-season. Hillis rushed for 1,177 yards, a figure that ranked seventh in the AFC and 11th in the NFL.

In Brown's first season tutoring the team's running backs, Jerome Harrison led the club with 862 rushing yards after he had amassed 448 yards in his first three NFL seasons combined. He rushed for 570 yards and five touchdowns on 113 carries (5.0) over the final four games, the second-highest total in the NFL over the final quarter of the season. His total included a Browns single-game record 286 yards at Kansas City (12/20), as he snapped Jim Brown's previous club mark of 237, which he reached twice.

As a team, the Browns averaged 4.2 yards-per-rush attempt in 2009 and 4.0 in 2010, marking the first time the club has averaged 4.0-or-better in consecutive seasons since 2002-03.

Prior to joining Cleveland, Brown spent six seasons coaching on the collegiate level. He spent the 2008 season as the running backs coach at Rutgers

University, where he helped the Scarlet Knights to an 8-5 mark and a victory in the PapaJohns.com Bowl. Under Brown's tutelage, the trio of Kordell Young, Jourdan Brooks and Joe Martinek combined for 1,474 rushing yards, a 4.9-yard average and 15 rushing touchdowns in 2008.

Brown spent two seasons (2006-07) as offensive coordinator at Susquehanna University, where in 2007, sophomore running back Dave Paveletz produced the second-highest single-season rushing total in program history and was named first-team All-Liberty League.

Brown got his start in the coaching profession immediately following an eight-year NFL career as a player when he served as the offensive coordinator at Williamsport (Pa.) Area High School from 2000-02. He then broke into the college ranks as the running backs coach at Lycoming College (2003-05).

In addition to his collegiate positions, Brown also helped coach running backs at N.Y. Giants training camp in 2005, then worked with the Green Bay Packers (2006) and Carolina Panthers (2007) as part of the NFL's Minority Coaching Fellowship program.

Brown enjoyed a four-year career at Penn State (1987-90), where as a sophomore, he led the Nittany Lions in rushing yards with 689 yards and six touchdowns on 136 carries (5.1 avg.)

A native of Williamsport, Pa., Brown played eight seasons in the NFL (1991-95, 1997-99) after being selected in the eighth round of the 1991 NFL Draft by the Houston Oilers. In his career, he played for the Oilers (1991-95), Chargers (1997) and Giants (1998-99). During that time he ran for 4,300 yards and 21 touchdowns on 1,023 carries and caught 84 passes for 631 yards and three scores in 99 games. He rushed for 1,000 yards twice, including 1,002 in 1993 and 1,063 yards in 1998. His feat in 1993 was accomplished while playing in just eight games.

Brown went on to earn his degree in sports administration from Lock Haven University in 2005. He and his wife, Kim, have two daughters, Malena and Dorianna, and a son, Tre.

Gary Brown – Born July 1, 1969, Williamsport, Pa. Running back Penn State 1987-1990. Pro running back Houston Oilers 1991-95, San Diego Chargers 1997, New York Giants 1998-99. College coach: Lycoming 2003-05, Susquehanna 2006-07, Rutgers 2008. Pro coach: Cleveland Browns 2009-2012, Dallas Cowboys 2013-15.

STEPHEN BROWN

Offensive Assistant

University of Tennessee
NFL: 3rd Year • Cowboys: 1st Year



The Dallas Cowboys hired Stephen Brown as an offensive assistant for the 2016 season. Brown is in his second stint with an NFL team, and will work with Coach Gary Brown and the running backs in the coordination of the running game, while also serving as a point person for Head Coach Jason Garrett on research projects and day-to-day operations.

He will have an opportunity to work with the fourth overall pick in the 2016 NFL Draft, running

back Ezekiel Elliott in an effort to revive a Cowboys ground attack that finished second in the league and led the team to a Division Crown in 2014, but fell to ninth in 2015. Joining Elliott in the backfield is free agent addition Alfred Morris, who came to Dallas after accumulating the second-highest rushing total in the NFL over the past four seasons, finishing behind only Adrian Peterson (4,923) with 4,713 yards from 2012-15. They join incumbent running backs Darren

McFadden, who led the Cowboys with 1,089 rushing yards in 2015, Lance Dunbar and Rod Smith on an offense that strives to be greatly improved in 2016.

Prior to that, Brown spent two seasons (2013-14) with the Buffalo Bills as the assistant to the head coach/special teams assistant. Brown coordinated all operational aspects for players and coaches, and was included in multiple aspects of game management decisions. The special teams units he worked with in 2014 finished the year second in the NFL and first in the AFC, based on *Dallas Morning News* writer Rick Gosselin's rankings, which saw Buffalo make the biggest improvement, jumping up from 31st in 2013. Kicker Dan Carpenter finished second with a career-best 34 made field goals, and punter Colton Schmidt dropped 31 punts inside the 20-yard line, tied for fourth in the league. Additionally, the kickoff and punt coverage units excelled under Brown's guidance. The kickoff team held opponents to an average start position of the 20.7 yard-line, fifth in the NFL, and the punt coverage unit harangued opponents into a 6.5-yard average on 38 returns, fourth overall in 2014.

He served on the coaching staff at Syracuse University as a quality control coach and director of recruiting, providing statistical analysis on upcoming opponents and overseeing all aspects of recruiting in his four seasons (2009-12) with the Orange. Brown played a part in turning the program around over his four seasons with the team, leading to the first winning season since 2001, reaching seven wins in 2010, and bowl game victories in the Pinstripe Bowl twice (2010, 2012). On game day he coordinated with the defensive coaching staff on potential in-game adjustments and provided information to the head coach on various game management situations.

Brown got his start in the coaching profession as a student assistant at his alma mater, the University of Tennessee, under Head Coach Phillip Fulmer. He worked three seasons (2006-08) for the Volunteers football squad, breaking down film and assisting with the recruiting process and everyday operations.


Brown earned his degree in Sport Management from the University of Tennessee and is a native of Charlotte, North Carolina.

Stephen Brown – Born May 3, 1987 in Charlotte, NC. College coach: University of Tennessee 2006-08, Syracuse 2009-12. Pro coach: Buffalo Bills 2013-14. Joined the Dallas Cowboys in 2016.

MARC COLOMBO

Assistant Offensive Line

Boston College
NFL: 2nd Year • Cowboys: 2nd Year



Marc Colombo, a former Dallas Cowboys offensive lineman who started 72 of the 76 games he played during his six-year run with the club, settled into the next phase of his NFL career as an assistant coach with the Cowboys in 2015.

He returns to the coaching staff in 2016 as the club's assistant offensive line coach after spending 2015 as an offensive assistant, mainly working with the o-line. Three of his linemen earned Pro Bowl nods following the 2015 season, with Tyron Smith (third) Travis Frederick (second) and Zack Martin (second) each earning the honor. The line helped Darren McFadden rush for his second career 1,000-yard season (1,089) on a career-high 239 carries.

Colombo retired in 2012 as a Cowboy and joined the Cowboys during the 2014 season as an assistant in the personnel department. He then joined the offensive coaching staff for the 2015 season to help supplement the loss of offensive line/offensive coordinator Bill Callahan, working with one of the most talented front groups in the NFL.

Drafted in the first round (29th overall) of the 2002 NFL Draft, Colombo played in 10 games with five starts at tackle for the Chicago Bears before a knee injury ended his season and caused him to miss the entire 2003 season. He returned to the field in 2004 with the Bears, playing in eight games with two

starts in the second half of the season. Colombo was waived by Chicago in September of 2005 and signed with Dallas, seeing action in four games for the Cowboys the remainder of the season.

Colombo assumed a starting role at right tackle for the Cowboys in 2006, and went on to start 72 games at the position for Dallas over the next five seasons, playing a key role in one of the top scoring offenses in the NFL with an average of 25.0 points-per-game from 2006-10, seventh-best in the league.

Colombo concluded his playing career with the Miami Dolphins in 2011 where he started all 16 games at tackle.

Throughout his collegiate career at Boston College, Colombo helped pave the way for a strong rushing attack that produced a 1,000-yard rusher each of his four years on the offensive line, and kept his quarterback upright as well, not surrendering a sack during his final two years as a starter (2000-01). He earned All-Big East Conference honors as a senior in 2001 playing both tackle positions for an offense that produced 4,361 yards and ranked in the top-20 nationally in rushing.

Colombo graduated from Boston College with a degree in sociology in 2001.

He and his wife, Jessica, have a daughter, Olivia, and a son, Jack.

Marc Colombo – Born Oct. 8, 1978, Bridgewater, Mass. Tackle Boston College. Pro: Chicago Bears 2002-05, Dallas Cowboys 2005-10, Miami Dolphins 2011. Pro coach: Dallas Cowboys 2015.

DEREK DOOLEY

Wide Receivers

Virginia

NFL: 6th Year • Cowboys: 4th Year



Derek Dooley enters his fourth season as the Dallas Cowboys wide receivers coach after being named to the position on February 4, 2013. Dooley came to Dallas with 15-plus years of coaching experience, including six years as a head coach at the collegiate level and three years as an NFL assistant.

In Dallas, Dooley re-united with Head Coach Jason Garrett after the two served on the same coaching staff with the Miami Dolphins (2005-06).

The 2015 season got off to a rocky start, with All-Pro receiver Dez Bryant fracturing his foot in the second game - missing seven games - and Dallas starting four different quarterbacks after Tony Romo twice fractured his clavicle. Bryant finished with 31 catches and three touchdowns - including the 50th touchdown connection between he and Tony Romo, breaking the all-time franchise record of 49 set by Troy Aikman and Michael Irvin. With a young group of receivers eager to learn, Dooley coaxed big seasons from Terrance Williams and Cole Beasley. Williams continued to be a big play threat, averaging 16.2 yards-per-catch on 52 catches with a team-leading 840 yards, finishing 2015 as one-of-three receivers to average at least 16 yards in each season since 2013 (Michael Floyd, Malcolm Floyd). Beasley set career-bests with 52 catches for 536 yards and a team-leading five touchdown receptions. Newly acquired Brice Butler provided the offense with an explosive deep threat, averaging 21.5 yards-per-catch on his 12 catches, while second-year receiver Devin Street and rookie Lucky Whitehead provided glimpses of their raw talent with seven and six catches, respectively. Under Dooley's watch, the receiving group accounted for 12 of Dallas' 16 touchdowns through the air.

In 2014 - his second season in Dallas - Dooley continued working with Bryant, who is one of the top receiving threats in the league. Bryant established a club single-season record with a league-best 16 touchdown catches while tallying his third consecutive 1,000-yard season with 1,320 yards (second in his career and tied for seventh in team history) on a team-best 88 catches. Bryant's production accounted for 27% of the club's receptions, 33% of the receiving yards and 43% of its receiving touchdowns en route to his second straight Pro Bowl nod. Bryant also became the third Cowboy (Bob Hayes, 4, and Terrell Owens, 3,) with at least three straight 10-touchdown seasons. Not limited to the prowess of Bryant, Dooley continued the mentorship of second-year receiver Williams, helping the wideout finish second on the team in touchdown catches (eight), third in yards (621) and tied for fourth in receptions (37). In the postseason, Williams' knack for the big play was evident as his three touchdown catches averaged 40.7 yards. Beasley also emerged as a clutch receiver, especially on third down, as 26 (fourth on the team) of his 37 catches went for first downs, including 11 (third) on third or fourth down. He also finished with career-highs with 420 yards and four touchdowns.

Dooley's first season with the Cowboys coincided with the mercurial rise of Dallas' top receiver, Bryant. Under Dooley's guidance, Bryant built upon another successful campaign in his third season, leading the

team with career-highs in receptions (93) and touchdowns (13) along with 1,233 receiving yards - his second consecutive 1,000-yard season - en route to being named to his first career Pro Bowl. Bryant's 13 touchdowns marked his second straight 10-touchdown season, becoming only one-of-four players in team history to do so.

Dooley was also responsible for teaching the pro game to rookie Williams, who successfully made the transition as the club's third receiver, finishing third on the team with 736 yards and five touchdowns and fourth with 44 receptions. For his efforts, Williams' totals tied for fourth in a season in club rookie annals in receptions and touchdowns and ranked fourth in receiving yards. Miles Austin struggled with hamstring injuries most of the season while missing five games, and was limited to 24 catches for 244 yards. Austin's injury opened the door for Beasley (39 receptions for 368 yards and two touchdowns) and Dwayne Harris (nine receptions for 80 yards and two touchdowns) to earn more playing time with the offense. As a whole, the receiving group was responsible for 22 of the team's 33 receiving touchdowns, while also logging 137 of the 213 total receiving first downs in 2013, including 42 on third-down.

Prior to joining the Dallas Cowboys, Dooley served as the head coach for the Tennessee Volunteers through three seasons (2010-12), earning a bowl berth in his first year at the helm. In 2012 Dooley's offense broke multiple records, including the second-most yards in a season (5,711), a school-record combined 1,303 yards in consecutive games (2012) and the fourth-most points in UT history (2012). Dooley was named Tennessee's 22nd football coach in 2010, and his first two recruiting classes included the SEC's leading receiver in 2011 and a first-team All-SEC selection, six Freshman All-Americans, and nine players who were named Freshman All-SEC.

Also during Dooley's tenure, quarterback Tyler Bray threw 69 touchdown passes and set the school record for most passing yards in a game with 530. Wide receiver Justin Hunter also set a Tennessee freshman record with seven receiving touchdowns and averaged a team-best 25.9 yards-per-catch in 2010. Another wideout, Cordarrelle Patterson, set numerous records, including the school's all-purpose yards single season (2012) record with 1,873 while also becoming only the second player in UT history to score four different ways during a single season (rushing, receiving, kick return and punt return).

Before his arrival in Knoxville, Dooley served as the head coach at Louisiana Tech from 2007-09 and also doubled as the school's athletic director for the last two years of his tenure in Ruston. As the head coach of the football team, Dooley led the Bulldogs to an 8-5 mark in 2008, including the school's first postseason victory in 30 years at the Independence Bowl. Tech finished second in the WAC that season and played in a bowl game for only the third time since joining the major college ranks in 1989. For his efforts, the Louisiana Sports Writers' Association named him 2008 Coach of the Year.

Dooley first joined the professional ranks as the tight ends coach for the Miami Dolphins from 2005-

06 under head coach Nick Saban. During his two years in Miami, Dooley oversaw the continued development of tight end Randy McMichael, who ended his Dolphins career as the team's all-time leader in receptions by a tight end.

Dooley served on Saban's LSU staff as the recruiting coordinator and tight ends coach from 2000-02 and then running backs coach and special teams coordinator from 2003-04. He helped the Tigers land No. 1 classes in 2001 and 2003. The Tigers won SEC championships both of those seasons, claimed the BCS national championship in 2003, and Saban promoted Dooley to assistant head coach for the 2004 campaign.

He began his coaching career in 1996 as a graduate assistant at Georgia under defensive coordinator Joe Kines. He then served from 1997-99 as wide receivers coach and co-recruiting coordinator at SMU, where Dooley helped the Mustangs to the school's only winning season over a 20-year stretch.

The youngest son of Georgia legend Vince Dooley, who coached the Bulldogs for 25 seasons and claimed six league titles and the 1980 national cham-

pionship, Dooley never accepted the predetermined path to success. He played his college football at Virginia, turning down scholarship offers elsewhere to walk on and later earn his own scholarship from Cavaliers head coach George Welsh.

He graduated with a bachelor's degree in government and foreign affairs, and then went on to earn his law degree from the University of Georgia in 1994. Before embarking on his coaching career, Dooley practiced law at a private law firm in Atlanta for two years.

Dooley is married to Dr. Allison Jeffers Dooley, an OB/GYN and Fort Worth, Texas, native. They have two sons, John Taylor and Peyton, and a daughter, Juliana.

While at Tennessee, the Dooleys hosted the Big Orange Experience, an annual fundraising event for Variety, an organization that provides financial support for numerous children's charities. In 2012 the proceeds from the event funded the Dooley-Witten Learning Center at the Halls/Powell Boys and Girls Club of the Tennessee Valley, a project on which Dooley teamed up with former Vol and Dallas Cowboys All-Pro tight end Jason Witten.

Derek Dooley – Born June 10, 1968, Athens, Ga. Wide receiver Virginia 1987-1990. No pro playing experience. College coach: Georgia 1996, Southern Methodist 1997-99, Louisiana State 2000-04, Louisiana Tech (head coach) 2007-09, Tennessee (head coach) 2010-12. Pro coach: Miami Dolphins 2005-06, Dallas Cowboys 2013-15.

MATT EBERFLUS

Passing Game Coordinator/ Linebackers

Toledo

NFL: 8th Year • Cowboys: 6th Year



Matt Eberflus joined the Dallas Cowboys on January 26, 2011 as the club's linebackers coach. He added the title of passing game coordinator in 2016. Eberflus, who enters his eighth season coaching in the NFL, returns for his sixth season with Dallas after spending two seasons as the Cleveland Browns linebackers coach. He spent 17 years prior to that coaching in the collegiate ranks.

His linebackers made a strong impact during the 2015 season, led by the return of Sean Lee, who missed the entire 2014 season due to injury, as three players from his unit finished in the top-five in total tackles. Lee turned in arguably his best season while shifting to the weakside linebacker position, logging 156 tackles and 11 tackles for loss - both career-highs - his first career sacks (2.5) and added an interception as he was named to his first Pro Bowl. Pairing with Lee was Rolando McClain, who tallied 97 stops, two sacks and nine tackles for loss while taking over as the team's starting middle linebacker. Second-year linebacker Anthony Hitchens followed up his stellar rookie campaign with 85 stops, two sacks and three tackles for loss in his second season while once again showing his worth in his versatility by seeing time at every position along the linebacker front.

Eberflus faced arguably his greatest challenge as a coach with Dallas in 2014, having to immedi-

ately replace the production of one of the club's top tacklers and team leaders in Lee, who was lost for the entire year after suffering a torn ACL during the spring. To fill the role left by Lee, the club made a trade with Baltimore for the rights to McClain, who retired before the beginning of the 2013 season, but returned to NFL action in 2014 to pay immediate dividends for the Cowboys. McClain won the starting middle linebacker position out of training camp and went on to tally a career-best 108 stops - second on the squad - along with a team-leading nine tackles for loss and a career-high two interceptions, tying for third, while starting 12-of-13 games played. Veteran linebacker Justin Durant began the year as the starting weakside linebacker and posted 59 tackles, but an elbow injury prematurely ended his season after the eighth game of the year. Eberflus was also credited with molding rookie linebacker Hitchens into a pro, as the young linebacker stepped in to start 11-of-16 games while seeing action at every linebacker position at some point during the season filling in for other injured players. Hitchens logged 100 tackles in his first year - third on the team; fifth-highest by a rookie in team history - to become the first rookie defender to record 100 tackles in a season since Roy Williams (127 - 2002). Eberflus also received production from Bruce Carter, who led the team with a career-high five interceptions to tie for fourth in a

GREG JACKSON

Safeties

Louisiana State

NFL: 5th Year • Cowboys: 1st Year



Greg Jackson begins his first season as the Dallas Cowboys safeties coach after spending 2015 with the University of Michigan coaching the school's secondary. Jackson brings with him 13 years of coaching experience, including four in the NFL, and 16 years of overall NFL experience, including 12 as a player.

In Dallas, Jackson will reunite with Michael Pope as the two were with the N.Y. Giants together (1989-91) with Jackson playing safety and Pope coaching tight ends.

In one season at Michigan, Jackson guided a secondary that led the Big Ten in passing defense (158.5 yards-per-game), pass efficiency defense (94.6) and third downs allowed (27.6) while the defense as a whole shutout opponents in three consecutive games - the first FBS school to accomplish the feat since Kansas State in 1995.

Before accompanying Jim Harbaugh to Michigan, Jackson served on Harbaugh's staff with the San Francisco 49ers (2011-14) as the assistant secondary coach. Over that span, the 49ers were second in points-per-game allowed (17.4), tied for second in interceptions (78) and third in total defense (310.2 yards-per-game) and pass breakups (350). In that same four-year span, members of Jackson's secondary earned two All-Pro honors and five Pro Bowl selections, while Eric Reid became the first 49ers rookie safety to make the Pro Bowl when he was selected in 2013.

Jackson spent one year as the nickelback/assistant linebackers coach with the University of Wisconsin, helping the school rank seventh with an 11-2 record in 2010.

Before his time in Madison, Jackson coached at Tulane for three seasons. He was the university's defensive backs coach in 2007 then coached safeties in 2008 and linebackers in 2009. He also oversaw the kicking team through his final two seasons.

From 2004-06, Jackson coached defensive backs at Louisiana-Monroe after beginning his coaching career in 2003, leading defensive backs at the University of Idaho.

Jackson played safety in the NFL for 12 seasons after being selected in the third round (78th overall) of the 1989 NFL Draft by the N.Y. Giants. He spent five seasons with the Giants before playing for the Philadelphia Eagles (1994-95), New Orleans Saints (1996) and San Diego Chargers (1997-00). Through 12 pro seasons, Jackson started 129 of the 168 games he played and picked off 32 passes while amassing over 700 career tackles.

Jackson's collegiate career at LSU was polished off with a first-team All-America selection in 1988 which included an NCAA-high seven interceptions and an SEC championship as a senior. In four years, he helped lead the Tigers to a 36-10-2 record, including his first conference championship in 1986. Jackson also played in a bowl game in each of his four years (1985-88).

Jackson is a native of Miami, Fla. and earned his bachelor's degree in communications broadcasting from Fairleigh Dickinson in 2004. He and his wife, Dina, have two children, Greg Jr., and Jayden, while his oldest son, Jamal, played football at Appalachian State (2009-13).

Greg Jackson – Born Aug. 20, 1966, Miami, Fla. Safety Louisiana State 1985-88. Pro: New York Giants 1989-93, Philadelphia Eagles 1994-95, New Orleans Saints 1996, San Diego Chargers 1997-2000. College coach: Idaho 2003, Louisiana-Monroe 2004-06, Tulane 2007-09, Wisconsin 2010, Michigan 2015. Pro coach: San Francisco 49ers 2011-14. Joined the Dallas Cowboys in 2016.

LEON LETT

Defensive Tackles

Emporia State

NFL: 6th Year • Cowboys: 6th Year



Leon Lett, a former Dallas Cowboys defensive lineman who won three Super Bowl titles and earned two Pro Bowl berths during his 10-year run with the club, has settled into the next phase of his NFL career as an assistant coach with the same organization that drafted him. Lett assisted the Cowboys

during the 2011 training camp as a member of the NFL's Minority Coaching Fellowship Program and was later hired on a full-time basis to assist with the team's defensive line as a defensive assistant/defensive line coach during the 2011 season.

Lett's second season (2015) working with the defensive tackles fostered a breakout season for Tyrone Crawford in which he totaled 44 tackles, five sacks and finished third on the defense with 27 pressures. Nick Hayden was once again a steady and strong presence in the middle of the line, plugging up running lanes and leading the defensive line with 54 tackles. An injury to Terrell McClain early in the season led to increased opportunities for Jack Crawford, who emerged as a do-it-all lineman, finishing with career-bests in tackles (18), sacks (four) and pressures (10). David Irving also showed flashes of raw ability in brief playing time under Lett's tutelage, adding 14 pressures and blocking a field goal attempt.

In working with defensive tackles in 2014, Lett's most notable task was helping the transition of Tyrone Crawford from defensive end to a three- technique defensive tackle. After spending the 2013 season on the team's Reserve/Injured list with an Achilles injury suffered during the first day of training camp, Crawford had a strong response to his new position in 2014 to post career numbers with 37 tackles, his first three career sacks and 29 quarterback pressures - second on the team - while starting 15 games. Lett also received steady production from the team's other starting tackle, Hayden, who logged a career-best 52 tackles. Following close behind the starters were a steady rotation that saw good production from veterans Henry Melton - who finished second on the team with five sacks - McClain and Josh Brent, and steady development from rookies Ken Bishop and Davon Coleman.

In 2013 Lett saw continued growth from defensive tackle Jason Hatcher. Hatcher led the team and all NFL interior linemen with 11.5 sacks while also registering 48 tackles on his way to the first Pro Bowl selection of his career. Veteran free agent acquisition George Selvie also flourished with Lett's mentorship, recording a career-high seven sacks and starting all 16 games for a Cowboys defense that tallied 34.0 sacks on the season.

Lett's work with the defensive line in 2012 saw Hatcher emerge as a full-time starter and establish personal-bests in several categories. He also helped

oversee the development of Sean Lissemore in the absence of Jay Ratliff (injuries).

Prior to joining the Cowboys, Lett's only previous experience as a coach came in 2010 when he served as the defensive line coach at the University of Louisiana at Monroe. He also served as a volunteer assistant at UNLV in 2009.

Drafted in the seventh round (173rd overall) of the 1991 NFL Draft, Lett became the first and only player ever selected by the Cowboys out of Emporia State to make the squad's final roster. Nicknamed "Big Cat" by his teammates for his agility, Lett compiled 361 tackles, 22.5 sacks, 37 tackles for losses, 128 quarterback pressures, 26 pass breakups, eight forced fumbles, seven fumble recoveries and four blocked kicks while playing in 109 games with 73 starts during a 10-year career as a Cowboys player. He also appeared in 14 postseason contests with nine starts, including three Super Bowl victories.

Lett concluded his playing career with the Denver Broncos in 2001 where he totaled 15 tackles in 12 games.

During his collegiate career, Lett was a big part of a defense that held opponents to 4.1 yards-per-play and 3.1 yards-per-carry during his two years at Emporia State. He finished second on the team in sacks (four) and earned All-NAIA District 10 honors despite missing three games due to a leg injury as a senior. In his first season with the Hornets in 1989 after playing in junior college, Lett helped Emporia State to the Central States Intercollegiate Conference title and their first appearance in the NAIA Championship Game. He also earned honorable mention NAIA All-America, All-NAIA District 10 and ALL-CSIC honors after leading the team in passes defended (10) and blocked kicks (two) and finishing second in tackles (83) and sacks (five) as a junior. In two previous seasons at Hinds, Miss., Junior College, Lett recorded 141 tackles, 10 sacks, nine passes defended and recovered three fumbles.

Lett returned to school to earn his college degree in university studies with concentrations on sociology and history from UNLV in 2009.

Lett has a daughter, Leondra Rachel.

Leon Lett – Born October 12, 1968, Mobile, Ala. Defensive tackle Hinds Community College 1987-88, Emporia State University 1989-90. Pro: Defensive tackle Dallas Cowboys 1991-2000, Denver Broncos 2001. College coach: University of Louisiana at Monroe 2009-10. Pro coach: Dallas Cowboys 2011-15.

SCOTT LINEHAN

Offensive Coordinator

Idaho
NFL: 15th Year • Cowboys: 3rd Year



Scott Linehan is in his 28th season as a football coach, 15th season in the NFL and third with the Dallas Cowboys after arriving in 2014 as the club's passing game coordinator. Following a successful first season calling offensive plays, Linehan was promoted to offensive coordinator and rewarded with a three-year extension. Of his 27 years of coaching football, terms as an offensive coordinator or head coach make up 21 years on Linehan's resume.

Linehan oversaw an offense in 2015 that needed to utilize a more creative approach in the wake of injuries to two key players, quarterback Tony Romo and wide receiver Dez Bryant. Dallas employed four quarterbacks over the course of 16 games, with Brandon Weeden (three starts), Matt Cassel (seven) and Kellen Moore (two) trying to lead an offense sans Romo and Bryant for the majority of the season. Three Cowboys on offense made the Pro Bowl, all along the offensive

line - Tackle Tyron Smith, Center Travis Frederick and Guard Zack Martin - as the group continued to be a dominant force for the team. The Cowboys rushing attack was a bright spot for the unit, as the team racked up 1,890 yards on the ground (ninth), and combined with the 2014 rushing total of 2,354 yards, gave the Cowboys their highest total (4,244) in back-to-back seasons since the team gained 4,282 rushing yards over the 1992-93 seasons. Darren McFadden led all Cowboys running backs with 1,089 yards and a 4.6 average, fourth and 14th league wide, respectively. Jason Witten continued to be Mr. Reliable, leading the team for the eighth time in his career with 77 catches. Terrance Williams had a team-high 840 receiving yards and topped 16 yards-per-catch for the third-consecutive season to start his career, a feat only Mike Wallace, and Kenny Britt have accomplished this century. The Cowboys also utilized Swiss Army knife receiver Lucky Whitehead in a variety of packages in the screen game and on the ground, as the rookie tallied 107 rushing yards on 10 attempts, the second-highest total by a receiver in Cowboys history.

Linehan called an offense that helped the 2014 Cowboys to an NFL-best tying 12-4 record, the club's 22nd Division title - 18th NFC East title - 31st post-season appearance and 34th playoff win. Along the way, the team had three players lead the league and establish single-season club records as DeMarco Murray rushed for 1,845 yards and earned 2014 Offensive Player of the year honors, Dez Bryant caught 16 touchdown passes and Tony Romo completed 69.9% of his passes and had a 113.2 quarterback rating. The Dallas offense as a whole was second in the league in rushing yards (2,354); its highest finish since placing second in 2008. For the season, the Dallas offense totaled 6,138 yards for the second-highest figure in franchise history. Dallas also generated 467 points for the second-most points scored in a season in franchise history. The club had seven offensive players selected to the Pro Bowl, including two first-timers (Frederick and rookie Martin). Perennial Pro Bowler Witten earned his 10th trip, Romo made his fourth and Bryant, Murray and Tyron Smith each made their second. Martin, the club's first round pick in 2014, became the first rookie in club history to start every game at right guard, the fourth offensive line rookie and 14th overall rookie to notch starts in every game of his first season. He was also the only offensive rookie in the NFL in 2014 to make the Pro Bowl, the first rookie offensive lineman in team history to make the game and was named to the AP All-Pro team - the only rookie in the NFL in 2014 and the third rookie in club history to receive the honor.

For five seasons, Linehan served as the Detroit Lions offensive coordinator (2009-13). In 2013 his Lions offense finished the season sixth in the NFL in total yards (6,274) and third in passing yards (4,482). Helping bolster those numbers was Calvin Johnson, who finished the season with 1,492 receiving yards - fourth in team history - including a club single-game record (second all-time in the NFL) 329 yards. Under Linehan's guidance, Johnson established the club record for yards in a season with 1,964 (2012) while also finishing 2011 third in team history with 1,681 yards. Over those same three seasons, Matthew Stafford took the top-three spots in team history for passing yards with 5,038 (2011), 4,967 (2012) and 4,650 (2013). Johnson's 5,137 receiving yards over that three-year span was tops in the league and Stafford's 14,655 three-season passing yards total was second (Drew Brees, 15,815). From 2010-13, the Lions offense amassed 18,033 passing yards (second in the NFL) and 24,574 total yards (fourth).

In 2012 Linehan's offense set a club record with 6,540 total yards (third in the league) and net passing yards 4,927 (second). In finishing third in total offense, it marked the highest finish for Detroit since

1997 (second). Three of the club's all-time single-game marks for total offense were reached that year. The Lions ground attack rushed for 17 touchdowns, a six-touchdown improvement from 2011.

Linehan's charges in 2011 scored 474 points to set a team record and finish fourth in the league. In addition to establishing the club record for passing yards in a season, Stafford threw a franchise-best 41 touchdowns while topping team all-time charts for completion percentage (63.5) and passer rating (97.2). His 5,000-yard season was fourth in NFL history, and he was one-of-three NFL quarterbacks to finish the season in the top-five of all six major passing categories.

In Linehan's second season in Detroit (2010), the Lions were one of just seven teams to improve at least nine spots in total offense from the previous season (26th to 17th), and in the passing game, the franchise was just one-of-three to improve by nine spots (21st to 12th). Overall, Detroit had the league's fourth-most improved offense, gaining 639 more yards than in 2009.

Upon arriving in Detroit (2009), Linehan was charged with directing the club's offense, while also helping develop the squad's young talent, specifically working with the league's top overall draft pick in Stafford. Despite struggling through injuries, missing six games, Stafford finished his rookie campaign near the top of almost every franchise rookie passing record, placing first in touchdowns (13) and second in passing yards (2,267), completions (201) and completion percentage (54.1).

Prior to landing in Detroit, Linehan spent three seasons (2006-08) as the head coach of the St. Louis Rams. Linehan helped establish St. Louis' rushing attack, utilizing Stephen Jackson, whose 346 carries in 2006 were the most by a Rams player in 20 seasons. Jackson's 1,528 rushing yards were third in the NFC while his 105 first downs and 2,334 all-purpose yards were tops in the NFL to earn his first career Pro Bowl selection. Not just limited to the Rams running game, Marc Bulger flourished under Linehan's offense, passing for a career-best 4,301 in 2006 with 24 touchdowns (second in Rams history). Tory Holt and Isaac Bruce both finished 2006 with 1,000-plus yards and combined for 167 catches.

In 2005 Linehan was the offensive coordinator for the Miami Dolphins, helping improve the total offensive output from 4,960 yards (29th) in 2004 to 5,198 (12th) in 2005. Dolphins rushers Ronnie Brown and Ricky Williams teamed for 1,650 yards and 10 touchdowns. Receiver Chris Chambers earned his first Pro Bowl appearance, catching 82 passes for 1,118 yards and 11 touchdowns that season.

Linehan made his NFL coaching debut in 2002 with the Minnesota Vikings where he was the club's offensive coordinator/quarterbacks coach (2002-04). His time with Minnesota paid dividends for the club as the franchise had some of its best offensive outputs in franchise history. The club finished 2002 fourth in team history (second at that point) with 6,192 yards, followed by 2003's mark of 6,294 yards, which was the club record at season's end. Linehan's 2003 number was trumped by his 2004 total of 6,339, which still stands as the franchise single-season record. Both Randy Moss and Daunte Culpepper excelled in Linehan's offense as Moss started 45 games over Linehan's three years and earned two trips to the Pro Bowl (2002-03). In 2002 Moss' 111 catches for 1,632 yards were a personal-best, and he tied a then career-best in 2003 with 17 touchdowns. Culpepper's 2004 season saw him make his second trip to the Pro Bowl while finishing with the then fourth-highest passer rating in league history (110.9) while leading the league with personal-bests in 4,717 passing yards, 8.6 yard-per-play average and 39 touchdowns. After scoring 290 points in 2001, Linehan improved the club's figures to 390 (2002), 416 (2003) and 405 (2004). Again,

not limited to the passing game, Linehan improved the Viking rushing output from 1,609 yards and 4.3-yard average in 2001 to a league-best 2,507 yards and 5.3 average in 2002. In 2003 Linehan tapped into a trio of running backs, utilizing Bennett, Onterio Smith and Moe Williams to finish fourth in the NFL with 2,343 yards.

Before coming to the NFL, Linehan coached collegiately for 13 years for teams that played in seven bowl games and won five conference titles. Five of Linehan's quarterbacks were drafted by NFL Teams - Chris Redman and Dave Ragone (Louisville) Brock Huard and Marques Tuiasosopo (Washington) and Doug Nussmeier (Idaho).

Linehan was the offensive coordinator/quarterbacks coach at Louisville (1999-01), helping the school to three bowl berths and consecutive Conference USA championships - the first school in conference history to accomplish the feat. In each of his three seasons,

one of his quarterbacks earned Conference Player of the Year honors.

Linehan spent five seasons at the University of Washington (1994-98), advancing to four bowl games and winning the 1995 Pac-10 title. He spent four seasons at his alma mater, Idaho, serving as wide receivers coach (1989-90) and offensive coordinator/quarterbacks (1992-93). Sandwiched between his two stints at Idaho was a one-year stop as the quarterbacks coach for UNLV.

Linehan was a quarterback for Dennis Erickson at Idaho (1982-86), winning the Big Sky Championship in 1985 and earning Division I-AA playoff appearances three straight times (1984-86). He signed with the Dallas Cowboys in 1987 as a rookie free agent, but a shoulder injury ended his playing career.

Linehan and his wife, Kristen, have three sons, Matthew, Michael and Marcus.

Scott Linehan – Born September 17, 1963, Sunnyside, Wash. Quarterback Idaho. No pro playing experience. College coach: Idaho 1989-90, UNLV 1991, Idaho 1992-93, Washington 1994-98, Louisville 1999-01. Pro coach: Minnesota Vikings 2002-04, Miami Dolphins 2005, St. Louis Rams 2006-08 (head coach), Detroit Lions 2009-13, Dallas Cowboys 2014-15.

STEVE LONEY

Senior Offensive Assistant

Iowa State
NFL: 14th Year • Cowboys: 2nd Year



The Dallas Cowboys added Steve Loney as their assistant offensive line coach in 2015, a position held by Frank Pollack (2013-14) prior to his promotion to offensive line coach. In 2016 Loney moves to a senior offensive assistant role where he can lend his wealth of knowledge to various facets of the offense.

Loney, who brings 40 years of coaching experience, including 13 years in the NFL, has enjoyed success in developing prolific offensive attacks at both the National Football League and collegiate levels.

As the assistant offensive line coach in 2015 during his first season with the Cowboys, Loney helped coach a unit anchored by three 2015 Pro Bowlers in Tyron Smith (third), Travis Frederick (second) and Zack Martin (second). The starting line also featured veteran mainstay Doug Free, who like Frederick, Martin and Smith, started all 16 games during the season. The line also welcomed undrafted, yet heralded, rookie La'el Collins, who broke into the starting lineup at left guard by Week 6. The offensive line once again paved the way for a 1,000-yard rusher as free agent addition Darren McFadden produced 1,089 yards - his second career 1,000-yard season - on a career-high 239 carries while averaging 4.6 yards-per-carry. He posted five 100-yard games to tie for second in the NFL and give him the second-most in a season in his career. The offense averaged 118.1 rushing yards-per-game to finish ninth in the NFL. The group was also tasked with the challenge of protecting fourth different starting quarterbacks in 2015 following injuries to Tony Romo.

Loney spent the 2014 season as a consultant to the coaching staff at the University of Arkansas. He came to Dallas to help tutor one of the most talented and youngest offensive line groups in the NFL with all five starters, including three Pro Bowl selections, returning from the 2014 squad.

Loney was the Tampa Bay Buccaneers assistant offensive line coach for two seasons (2012-13), during which he helped foster a rushing attack that produced the second-highest individual rushing total in team history - 1,454 yards by Doug Martin - and ranked in the top half of the league in carries of 10-plus yards. He spent 2008-11 as the St. Louis Rams offensive line coach, overseeing a unit that paved the way for Steven Jackson to rush for at least 1,000 yards in each of Loney's four years.

Loney joined the Rams after one season (2007) as Drake University's interim head coach. Before landing at Drake, he was the Arizona Cardinals offensive line coach (2006) after spending four seasons with the Minnesota Vikings. While in Minnesota, Loney worked with offensive coordinator Scott Linehan, coaching the offensive line (2002-04), and upon Linehan's departure, became the offensive coordinator in 2005. Loney tutored the 2003 Vikings offensive line featuring a starting five that appeared in all 16 games as a unit, marking only the fourth time in Vikings history that all five linemen started every game. Although Loney used six different combinations on the offensive line in 2004, the offense finished fourth overall - setting a team record for yardage - and

Daunte Culpepper posted the then fourth-best passer rating in NFL history. In his two previous seasons with Minnesota, the Vikings led the NFL in total offense in 2003 and in rushing in 2002.

Loney had three coaching stints at his alma mater, Iowa State, starting off as a graduate assistant in 1974. He was the school's offensive coordinator/offensive line coach from 1995-97 and again from 2000-01. During his third stay with the Cyclones, Loney's offense produced back-to-back bowl seasons in 2000 and 2001. In 2001 the Cyclones averaged 423.1 total yards-per-game and 26.9 points-per-outing. In 2000 his offense averaged 424.4 yards-per-game, the third-best total in school history. In his second stint from 1995-97, he engineered a rush attack that produced the only tailback in NCAA history to rush for a pair of 2,000-yard seasons, Heisman Trophy finalist Troy Davis (1995-96).

Steve Loney – Born April 26, 1952, Marshalltown, Iowa. Offensive tackle/offensive guard Iowa State 1970-73. College coach: Iowa State 1974, Missouri Western 1975-76, Morehead State 1979-83, The Citadel 1984-86, Colorado State 1989-92, Connecticut 1994, Iowa State 1995-97, Minnesota 1998-99, Iowa State 2000-01, Drake 2007, Arkansas 2014. Pro coach: Phoenix Cardinals 1993, Minnesota Vikings 2002-05, Arizona Cardinals 2006, St. Louis Rams 2008-11, Tampa Bay Buccaneers 2012-13, Dallas Cowboys 2015.

ROD MARINELLI

Defensive Coordinator/ Defensive Line

California-Lutheran
NFL: 21st Year • Cowboys: 4th Year



Rod Marinelli joined the Dallas Cowboys on January 18, 2013 as the club's defensive line coach, and on January 28, 2014, he was promoted to defensive coordinator. Marinelli has 40 years of coaching experience, including 20 in the NFL.

In his second season as the club's defensive coordinator (2015), Marinelli guided a defense that finished 17th in overall defense (from 19th in 2014) and a pass defense that improved from 26th in 2014 to fifth in 2015. Along the way, linebacker Sean Lee returned from a torn ACL suffered in 2014 to lead the defense with a career-best 156 tackles and his first career Pro Bowl selection, replacing an injured Justin Houston. Second-year pro DeMarcus Lawrence led the team with a career-best 8.0 sacks and was second with 31 pressures. Barry Church notched his third consecutive 100-tackle season, finishing with 136 and rookie Byron Jones led the defense with 12 breakups.

In Marinelli's second season with Dallas, first as the team's defensive coordinator, the Cowboys defense made vast improvements in 2014. As a whole, the unit improved from 32nd in 2013 to 19th in 2014, while finishing second in the league with 31 takeaways - the most by a Cowboys defense since the 2006 squad had 31. The defense boasted three players who finished over the century mark in tackles with Barry Church (110), Rolando McClain (108) and rookie Anthony Hitchens (100) - to mark the first time since the 2010 squad had four. Church topped the defense for the second straight year, the first time a

Between his last two stops in Ames, Loney served as the offensive coordinator and line coach at the University of Minnesota (1998-99). He was the assistant head coach/wide receivers at Connecticut (1994) after making his NFL coaching debut with the Phoenix Cardinals as an assistant offensive line coach in 1993. He also coached collegiately at Colorado State (1989-92), The Citadel (1984-86), Morehead State (1979-83) and Missouri Western (1975-76). Loney coached two seasons of high school ball at Leavenworth, Kan., High School from 1977-78.

Loney was a letterman on the offensive line at Iowa State in 1973 and earned his bachelor's degree in distributed studies and his master's in secondary school administration.

Loney and his wife, Terri, have three children, Matt, Katie and Kylan, and eight grandchildren.

defender has led the team in tackles in back-to-back years since Bradie James did it six straight times (2005-10). Hitchens finished third with 100 tackles - the first rookie defender to record 100 tackles in a season since Roy Williams (127 - 2002) - and it was the fifth-best performance on the all-time tackles list by a Cowboys rookie, according to team statistics. Jeremy Mincey led the squad with six sacks and 39 pressures, while fellow 2014 addition R. McClain posted a team-high nine tackles for loss while finishing second in tackles. Bruce Carter led the team with five interceptions to tie the fourth-most picks by a linebacker in a season in team history.

Marinelli's first season in Dallas got off to a rough start as two-of-the four projected defensive line starters for the 2013 season were limited to one-or-fewer games played for the year, as Anthony Spencer played in only one game due to a lingering knee injury suffered in training camp and Jay Ratliff never played another game for the Cowboys following an injury in training camp that eventually led to his release during the season.

However, Marinelli still made the most of his "rush men" with seven-time Pro Bowler DeMarcus Ware, who shifted to defensive end for the first time in his pro career and collected six sacks, playing in 13 games while fighting nagging injuries all season. Defensive tackle Jason Hatcher led the team and all NFL interior linemen with a career-high 11.0 sacks en route to his first career Pro Bowl.

Marinelli's legendary coaching talent of getting the best out of his players could almost immediately

be seen as 18 different players checked in on the defensive line in 2013. The opportunities created due to injury or release helped the Cowboys find free agent gems such as George Selvie - who finished second on the team with a career-best seven sacks - and Nick Hayden, who logged 51 tackles which were seventh on the team.

Prior to arriving in Dallas, Marinelli was with the Chicago Bears for four seasons, serving as the club's assistant head coach/defensive line coach in 2009 followed by three seasons as the club's assistant head coach/defensive coordinator (2010-12). While serving as Chicago's defensive coordinator, Marinelli's unit over three seasons forced the most fumbles (59), intercepted the third-most passes (65), scored the most touchdowns via interception (13) and allowed the fourth-fewest points (904) in the NFL. In the 2012 season alone, the Bears had four defensive players selected as starters in the Pro Bowl (Tim Jennings, Henry Melton, Julius Peppers and Charles Tillman) as the defense ranked first in takeaways (44), third in points allowed (277), fifth in total defense (315.6 yards-per-game) and eighth in rushing defense (101.7) and passing defense (213.9).

In 2011 Marinelli's charges earned four spots on the NFC's Pro Bowl roster as the club sent Lance Briggs, Peppers, Tillman and Brian Urlacher to mark the second straight season the Bears had at least three defenders represented in the all-star game. Chicago finished in the top-10 in six defensive categories, including second in defensive touchdown returns (six) and red zone takeaways (six) and fifth in overall takeaways (31) and against the run (96.4). The Bears pass rush saw Peppers notch 11.0 sacks for the season, including his 100th career takedown, and Melton earned a career-high seven sacks to tie for third in the NFL among defensive tackles.

Marinelli arrived in Chicago on Jan. 10, 2009 after spending three seasons (2006-08) as the Detroit Lions head coach. He spent his first 10 NFL seasons coaching the defensive line in Tampa Bay (1996-2005). In his last four seasons (2002-05) with the Bucs, Marinelli added the duties of assistant head coach.

Through his 10 years with Tampa Bay, the defensive line accounted for 328.5 sacks - tops in the league during that span among NFL lines. In 2002

Tampa Bay led the NFL in total defense (252.8) and points-per-game (12.3) en route to the club's Super Bowl XXXVII win. Tampa Bay's top-five single-season sack totals all came by defensive linemen under Marinelli's tutelage, and in 2000, Warren Sapp's 16.5 sacks established a franchise record and still stands as the third-most in the NFL among defensive tackles since sacks became official in 1982. Another of Marinelli's players, Simeon Rice, holds the club's next three single-season sack figures, totaling 15.5 (2002), 15.0 (2003) and 14.0 (2005). Rounding out the top-five on the Buccaneers single-season sack list is another one of Marinelli's charges, Marcus Jones, who racked up 13.0 in 2000. Additionally, Sapp holds the club's sixth and seventh spot with 12.5 (1999) and 12.0 (2004).

In 2000 Tampa Bay established a franchise record with 55.0 sacks, and Marinelli's defensive linemen accounted for 45.5. Through Marinelli's tenure with the Buccaneers, the defense earned the top-six single-season sack totals in franchise history, and from 1999-2003, Tampa's defenders set an NFL record as the club registered a sack in 69 consecutive games.

Before making the leap to the NFL coaching ranks, Marinelli was an assistant at the collegiate level for 20 years. He coached the defensive line at Southern California (1995), was assistant head coach/defensive line at Arizona State (1992-94) and was the defensive line coach at the University of California (1983-89) before adding the responsibilities of assistant head coach at the school (1990-91). He began his collegiate coaching career at Utah State in 1976 and spent six seasons as the school's defensive line coach (1976-81) before coaching the offensive line and special teams in 1982. His first coaching job was as an assistant at his alma mater, Rosemead, Calif., High School from 1973-75.

Marinelli was an offensive tackle, starting his career at Utah (1968) and finishing at California Lutheran (1970-72). His collegiate career was split by a tour of duty in Vietnam. He earned All-America honors at Cal-Lutheran in 1972.

Marinelli and his wife, Barbara, have two daughters, Christine and Gina, and four grandchildren.

Rod Marinelli – Born July 13, 1949, Rosemead, Calif. Offensive/defensive tackle Utah 1968, offensive tackle California Lutheran 1970-72. No pro playing experience. College coach: Utah State 1976-82, California 1983-91, Arizona State 1992-94, Southern California 1995. Pro coach: Tampa Bay Buccaneers 1996-2005, Detroit Lions 2006-08 (head coach), Chicago Bears 2009-12. Dallas Cowboys 2013-15.


KEITH O'QUINN

Assistant Special Teams

University of North Texas
NFL: 7th Year • Cowboys: 7th Year

Keith O'Quinn rejoined the Dallas Cowboys in 2010, but this time as a coach after previously serving as a pro scout with the team for three seasons. He spent the first season as a quality control/offensive assistant coach in 2010, breaking down film of upcoming opponents' defenses and helping com-

pose each week's playbooks. From 2011-12 O'Quinn continued to prepare the weekly playbooks in his quality control role, but also worked closely with the wide receivers. In 2014 O'Quinn left the offensive side of the ball and became the assistant special teams coach, working closely with Rich Bisaccia.



O'Quinn's second season (2015) assisting special teams was as productive as his first as the unit was as dependable as ever. Dan Bailey earned his first career trip to the Pro Bowl, converting 30-of-32 field goals to tie for the NFL lead with a career-best 93.8 percentage. Bailey also rang true on one game-winning kick - the 10th of his career. Chris Jones also had a career-year, setting personal-highs for average (45.2) and net average (42.5 - third in the NFL). Rookie Lucky Whitehead led the team with 452 yards on 110 kickoff returns while Jeff Heath and Kyle Wilber led the coverage units, each with nine tackles.

In his first season in his new role, O'Quinn helped Bailey become the NFL's all-time most accurate field goal kicker after making his 100th career kick six weeks in. For the year, he finished 25-of-29 with a career field goal percentage of 89.8. He also hit all 56 PAT tries, making him a perfect 179-of-179 for his career - third in team history and just one shy of Mike Clark (180) for second). Jones played in all 16 games for the second time in his career and had career-highs for gross (45.4) and net (39.8) averages while dropping 21 inside the 20-yard line. He also had a career-long 64-yard boot. Dwayne Harris led all coverage men with 18 tackles and long snapper Louis-Philippe Ladouceur, who was perfect on every snap for the 10th straight season, earned his first career trip to the Pro Bowl.

In 2013 O'Quinn was the club's assistant wide receivers coach, working with Derek Dooley in the continued development of Dallas' explosive offensive threat Dez Bryant. Bryant finished the year with his first trip to the Pro Bowl, topping 1,000 yards for the second consecutive season, and his 13 touchdowns were tops in his career and tied for third in team history. Bryant also became the fourth Cowboy with multiple and consecutive 10-touchdown seasons.

DeMarco Murray and Tyron Smith each joined Bryant with their first trip to the Pro Bowl while Jason Witten made his ninth. Smith's work on the line

helped propel Murray to his first career 1,000-yard season and the first by a Dallas Cowboy since Julius Jones in 2006.

In 2009 O'Quinn left the Cowboys to become the director of pro personnel for the Cleveland Browns. While with the Browns, O'Quinn contributed to Cleveland's player acquisition process by managing pro scouting operations and evaluating players and rosters from the NFL and all other levels of pro football.

His additional responsibilities included advance scouting, free agency preparation and tracking of player movement within the league.

From 2006-08 O'Quinn evaluated players around the NFL and other professional leagues while serving as a pro scout in the Cowboys scouting department.

Prior to joining the pro ranks, O'Quinn spent eight years as a high school and college coach. His last stint in that area was as the assistant football and head baseball coach at Kaufman, Texas, High School. Prior to that, he coached tight ends and special teams at Abilene Christian University from 2003-04. From 2000-03 O'Quinn served as tight ends and assistant offensive line coach at Hardin-Simmons University in Abilene, Texas. While at HSU, the Cowboys compiled a 28-5 record and won two conference championships. He also worked as the team's academic supervisor.

In 1999 he worked as the run game coordinator and offensive line coach, as well as the head baseball coach, at Bryan Adams High School in Dallas. O'Quinn began his coaching career at Liberty Christian School in Argyle, Texas, serving as a defensive backs and wide receivers coach.

A native of San Antonio, O'Quinn attended James Madison High School and earned a bachelor's of science degree from the University of North Texas, where he played strong safety. He went on to earn a master's degree in counseling and human development from Hardin-Simmons University.

O'Quinn and his wife, Reagan, have three children, Mysti, Brittney and Brock.

Keith O'Quinn – Born July 28, 1973, Pensacola, Fla. Safety North Texas 1991-96. No pro playing experience. College coach: Hardin-Simmons University 2000-02, Abilene Christian University 2003-04. Pro coach: Dallas Cowboys 2010-15.

FRANK POLLACK

Offensive Line

Northern Arizona
NFL: 10th Year • Cowboys: 4th Year



The Dallas Cowboys promoted Frank Pollack to offensive line coach in 2015 following the departure of Bill Callahan and on the wave of a tremendously successful 2014 season.

In Pollack's first season leading the offensive line, three starters were named to the Pro Bowl: left tackle Tyron Smith (third), center Travis Frederick (second) and guard Zack Martin (second). Right tackle Doug Free was a steady and reliable presence, starting all 16 games. While Ron Leary (four starts) and rookie La'el Collins (11) shared the left guard position. Picking up where they left off in 2014, the offensive line opened holes for running backs to gain 1,890 yards

on the ground (ninth), and combined with the 2014 rushing total of 2,354 yards, gave the Cowboys their highest total (4,244) in back-to-back seasons since the team gained 4,282 rushing yards over the 1992-93 seasons.

As the unit's young core continued to progress and impress, with Smith, Frederick and Martin all earning consecutive Pro Bowl nods and second-team All-Pro nods, the Cowboys added an athletic and imposing player to the left guard spot with Collins. Collins, a projected first round draft pick in the 2015 NFL draft, saw his stock fall prior to the draft and was left to sign with a team as a rookie free agent, at which point he chose

the Cowboys. The big, mauling run blocker joined the starting lineup after the fifth game, and punished opponents in the run game, getting to the second and third levels of the defense and flattening smaller defenders. After Collins was inserted into the lineup, the Cowboys rushing attack averaged 144.5 yards-per-contest and 4.9 yards-per-carry as opposed to 106.6 and 4.1 in the first five.

The unit will look to carry-over their dominance into the 2016 season, as the starting lineup will come back intact and ready to block for a running back group that added the fourth overall pick in the 2016 NFL Draft, running back Ezekiel Elliott out of Ohio State, and Alfred Morris, who has totaled the second-most rushing yards in the NFL since 2012, trailing only Adrian Peterson with 4,713 rushing yards.

With a renewed focus on ground-and-pound football, the Dallas Cowboys ran through their opposition in 2014, compiling 2,354 yards on the ground, the ninth-highest total in team history, and a 12-4 record, advancing to the Divisional Round of the playoffs for the first time since 2009. A heavy investment in building the line through the draft, with three first round picks used on linemen in the past four drafts, allowed Dallas to have its most potent and balanced offensive attack since the 1990s.

Running back DeMarco Murray rushed for a franchise-record and NFL-leading 1,845 yards on his way to AP Offensive Player of the Year honors, while quarterback Tony Romo had the time in the pocket to throw for 34 touchdowns and complete a career-best 69.9 percent of his passes, in large part due to a stout offensive front. The team also led the league with a 32:36 time of possession figure.

Tyron Smith cemented his place as one of the NFL's stalwarts at left tackle, protecting Romo's blindside and earning his second consecutive Pro Bowl nod and a first-team All-Pro selection. Smith also earned NFC Offensive Player of the Month honors for October, becoming only the second offensive lineman (Brian Waters in 2004) in the award's history to be honored.

Frederick grew immensely under Pollack's watchful eye in his second season, guiding the line's protection schemes and anchoring the league's best run blocking unit, earning himself the first Pro Bowl nod of his young career. The final piece of the puzzle came in the form of first round rookie Martin, who made the switch from tackle in college to a day-one starter at guard for the Cowboys, a transition aided in large part to the tutoring of Pollack. Martin brought a tenacity and toughness to the line, and earned first-team All-Pro recognition while earning a Pro Bowl selection for his impact on the field. Martin became the first rookie lineman in Cowboys history to make a Pro Bowl.

The 2013 offensive line laid the groundwork for a Cowboys offense that finished the season fifth in points scored (398), eighth in yards-per-carry (4.48)

and allowed the seventh-fewest sacks (35) while also finishing with the fifth-best protection index score (70.7) in the league. The group was anchored by Tyron Smith, who was named to his first Pro Bowl after only allowing 1.5 sacks in 16 starts at left tackle. Frederick was an immediate contributor for the Cowboys offense, starting all 16 games at center and allowing only 3.5 sacks in addition to paving the way for Murray in the run game. The offensive line as a whole improved in 2013, helping the offense finish with the third-fewest negative plays (79) in the league, a total that was 17 fewer than the previous season.

Pollack came to Dallas after a one-year stint as the offensive line coach for the Oakland Raiders. The Raiders finished eighth in passing offense in 2012, fourth in the AFC, and ranked sixth in the AFC in total offense.

Prior to joining the Raiders, Pollack spent five seasons with the Houston Texans as assistant offensive line coach. In 2011 Pollack helped coach a group that blocked for two running backs that gained over 900 rushing yards as the Texans set a franchise record with 153 rushing yards-per-game, good for second in the NFL. The line included second-team All-Pro left tackle Duane Brown and center Chris Myers, who earned his first Pro Bowl berth.

The 2010 offensive line group paved the way for a record-setting season, as the Texans ranked third in the NFL with a franchise-record 6,186 yards of offense and a team-record 290 points while blocking for the NFL's rushing (1,616 yards) and touchdown (18) champion, running back Arrian Foster.

In 2009 the line provided protection for the NFL's leading passer, Matt Schaub, who threw for 4,770 yards and 29 touchdowns. The 2008 line featured the same five starters for all 16 games, marking a first in Texans history. His first year with the Texans and coaching in the NFL came in 2007, as the line allowed just 22 sacks.

Before joining the professional ranks, Pollack began his coaching career at his alma mater, Northern Arizona, in 2005 as the co-offensive line coach. He was promoted to the offensive line coach in 2006, when the NAU offense led the conference in scoring (34.4) and passing (267.2) and finished second in rushing (137.9).

Pollack was a sixth round draft choice by the San Francisco 49ers in 1990. He played two years for the 49ers, 1990-91, before moving to Denver, where he played from 1992-93. He finished his playing career back with the 49ers from 1994-98, having played 90 career games and helping San Francisco to a Super Bowl championship in 1994.

Pollack graduated from Northern Arizona with a degree in advertising in 1990. He was inducted into Northern Arizona's Hall of Fame in 2010.

He and his wife, Wendy, have three sons, Frankie, Carter and Wilson.

Frank Pollack – Born November 5, 1967, Camp Springs, Md. Offensive tackle/offensive guard Northern Arizona 1985-89. Pro offensive tackle, offensive guard San Francisco 49ers 1990-91, 1994-98, Denver Broncos 1992-93. College coach: Northern Arizona 2005-06. Pro coach: Houston Texans 2007-11, Oakland Raiders 2012, Dallas Cowboys 2013-15.

MICHAEL POPE

Tight Ends

Lenoir-Rhyne College

NFL: 34th Year • Cowboys: 3rd Year



The Dallas Cowboys named Michael Pope tight ends coach on Jan. 22, 2014. Pope has 46 years of coaching experience, including 33 in the NFL and 32 with tight ends. Prior to his arrival in Dallas, Pope spent 14 seasons as the tight ends coach for the New York Giants.

The 2015 season was another banner year for Jason Witten under Pope's coaching. In his 13th season, he led the team in receptions with 77, finished second with 713 receiving yards and tied for third with three touchdowns. Behind Witten, Pope also received good production in blocking and receiving from veterans Gavin Escobar and James Hanna, while also breaking in rookie Geoff Swaim to the pro game.

In his first season in Dallas in 2014, Pope worked with a tight end group that was utilized more in the run game for the league's second-ranked rushing attack. Despite spending more time blocking, Pope's corps was just as effective in the passing game as Witten finished second on the team in catches (64) and yards (703) and third with five touchdown catches to earn his 10th trip to the Pro Bowl, tying Mel Renfro and Larry Allen for the second-most Pro Bowl appearances in franchise history. Escobar's contribution to the passing game was seen as the second-year player caught four touchdowns on nine receptions.

Pope had two stints with the Giants - first from 1983-91 then from 2000-13 - and his 23 seasons as with the club is more than any other coach in team history. He is also the only coach to have participated in each of the Giants five Super Bowls and the only one to have his name on the four Lombardi Trophies.

In Pope's final season with the Giants, the veteran coach worked in free agent newcomer Brandon Myers along with fifth-year pro Bear Pascoe. Myers started 14-of-16 games and tied for second with four touchdowns, placed third with 47 catches and fourth with 611 yards.

In 2012 Pope successfully worked former Dallas Cowboys tight end Martellus Bennett into the Giants passing game. The free agent finished second on the Giants with 55 catches and five touchdowns and third with 626 yards.

Pope called on his vast experience in 2011 helping a young Jake Ballard become an offensive asset to the Giants. After coming to New York as a rookie free agent in 2010, playing in one game, Ballard's second pro season saw him finish fourth on the roster with 38 catches and four touchdowns.

From 2009-10 Pope had fifth round draft choice Kevin Boss to mentor. Over that span, Boss caught 77 passes for 1,098 yards and 10 touchdowns, emerging as a full-time starter, reliable receiver and formidable blocker in 2008. That season, Boss had

a team-best six touchdowns among his 33 catches, and his 45-yard catch-and-run in Super Bowl XLII set up New York's first touchdown.

Pope's time with Jeremy Shockey helped form him into one of the league's best tight ends from 2002-06. Four times Shockey earned a trip to the Pro Bowl, and his 371 career receptions placed him fourth in Giants history. Shockey was the club's first draft pick in 2002, and he established club rookie highs with 74 receptions (also a club tight end record) while leading all league tight ends in receiving yards (894) to become the first rookie tight end to make the Pro Bowl since 1988.

Pope's experience with tight ends was not limited to his last stop in New York as he had four other men to have earned All-Rookie Team honors - Zeke Mowatt (1983), Marv Bavaro (1985), Howard Cross (1989) and Tony McGee (1993). Not only limited to shaping young talent, Pope also aided five veterans to Pro Bowl appearances, including Bavaro, Rodney Holman, Ben Coates, Stephen Alexander and Shockey.

Pope made his return to New York prior to the 2000 season, and he played a big role in rejuvenating the offense en route to an NFC Championship and Super Bowl XXXV berth. He originally came to the N.Y. Giants as a late hire of Bill Parcells (1983-91). He left the Giants to join the Cincinnati Bengals for two seasons, where he served the first as tight ends coach and second as the offensive coordinator. He then joined the New England Patriots in 1994 as running backs coach before moving back to tight ends in 1995. He then traveled south to Washington from 1997-99 as the Redskins tight ends coach.

Pope spent 13 years in the college and high school ranks before making the jump to the NFL. His first coaching position was at Lenoir, N.C., High School in 1964. He also coached at high schools in Charlotte, N.C., Jacksonville, Fla. and Lake Wales, Fla.

Pope's first collegiate stop was with Florida State (1970-74) as receivers coach/recruiting coordinator. He held the same position with Texas Tech from 1975-77. He then coached receivers and kickers at the University of Mississippi (1978-82).

Pope was a quarterback at Lenoir-Rhyne College in Hickory, N.C., where his team won one national championship and was runner-up a second time. His teams compiled a 34-8-3 record, and Pope was an all-conference selection, team captain and MVP as a senior. He is a member of the college's Hall of Fame. Pope's only pro experience came in 1966 as quarterback for the Charlotte Vikings of the World Football League. A shoulder injury ended his career after one season.

Pope and his wife, Lee, have two sons, Travis and Daron and four grandchildren, J.R., Wellington, Vivienne Madison and Bridget.

Michael Pope – Born March 14, 1942 Monroe, N.C. Quarterback Lenoir-Rhyne College, Hickory, N.C. Pro: Charlotte Vikings World Football League 1966. College Coach: Florida State 1970-74, Texas Tech 1975-77, Mississippi 1978-82. Pro Coach: New York Giants 1983-91, Cincinnati Bengals 1992-93, New England Patriots 1994-96, Washington Redskins 1997-99, New York Giants 2000-13, Dallas Cowboys 2014-15.

KENDALL SMITH

Assistant Strength and Conditioning

Florida State
NFL: 4th Year • Cowboys: 4th Year



Kendall Smith enters into his fourth season as an assistant strength and conditioning coach with the Dallas Cowboys. Smith previously spent two seasons training athletes to prepare for the NFL Combine at the World Wide Sports Center in Orlando, Fla., under Tom Shaw.

Prior to working with athletes, Smith himself trained at the facility for two years after a four-year career as a linebacker at Florida State (2007-10).

In his time at FSU, Smith played in all 53 games with starts in each of his final 27 games.


He came out of South Sumter High School in Bushnell, Fla., and was a PrepStar All-American and four-star prospect as the 45th ranked player in the nation by Rivals.com.

Kendall Smith – Born December 3, 1987, Bushnell, Fla. Linebacker Florida State 2007-2010. No pro playing experience. Pro coach: Dallas Cowboys 2013-15.

KYLE VALERO

Assistant Wide Receivers

Florida State
NFL: 7th Year • Cowboys: 3rd Year



Kyle Valero enters his third year in Dallas, and seventh in the NFL, as the club's assistant wide receivers coach, working with Derek Dooley.

Following a foot injury to Dez Bryant in Week 1 that sidelined him for the next five games, Valero, alongside receivers coach Dooley, were challenged with getting increased production from the rest of their receivers in 2015. Terrance Williams stepped up in Bryant's absence, leading the team with a career-high 840 yards while tying for second with a career-best 52 receptions and tying for third with three scores. Cole Beasley also responded to the call, hauling in a team-high five touchdowns while tying for second with 52 receptions and placing third with 536 yards - all-career-highs. Though Bryant returned from injury, he was limited to only nine games, finishing with 31 catches for 401 yards and three touchdowns.

Valero worked very closely with a young receiving core in 2014, and took a very hands on approach with the development of Bryant, who caught 88 passes (12th in the NFL) for 1,320 yards (eighth) and a league-leading 16 touchdowns to earn his second straight Pro Bowl selection. Valero's work with Bryant to fight off physical defenders at the point of the catch was instrumental in the receiver's success, as Bryant recorded 11 plays of 25+ yards, the majority coming on acrobatic, leaping plays over defenders to secure the catch. Second-year receiver Williams

also had a break out campaign, finishing fourth in the NFL with 16.8 yards-per-reception and second on the Cowboys with eight touchdown catches. Williams' ability to shake defenders when the play broke down and find an open zone for quarterback Tony Romo was also an important weapon, helping to extend drives and keep the Cowboys offense on the field for a league-leading 32:26.

Valero spent four years as an offensive assistant (2012-13 as assistant wide receivers, 2010-12 as offensive quality control) with the Detroit Lions, where he assisted current Cowboys Offensive Coordinator Scott Linehan. While in Detroit, Valero broke down opponent film and worked on self scouting while also assisting with the club's wide receivers which was highlighted by Calvin Johnson who established the club record for yards in a season with 1,964 in 2012 and added 1,492 yards - fourth in team history - including a club single-game record (second all-time in the NFL) 329 yards in 2013.

Before landing in Detroit, Valero spent two seasons as a student offensive assistant at Florida State (2008-09). He was lined up to be the school's offensive quality control coach for 2010 but took the position with the Lions.

Valero earned a degree in interdisciplinary studies from FSU. He is married the former Ali Baker and they have a daughter, Ava.

Kyle Valero – Born April 24, 1986, Fountain Valley, Calif. College Coach: Florida State 2008-09. Pro Coach: Detroit Lions 2010-13, Dallas Cowboys 2014-15.

TURNER WEST

Defensive Assistant

Memphis

NFL: 3rd Year • Cowboys: 3rd Year



Turner West made his NFL coaching debut in 2014 as a defensive assistant with the Dallas Cowboys. In his role, West has worked with Passing Game Coordinator/Linebackers Coach Matt Eberflus, assisting with the continued development of a young core at the linebacker position.

The linebacker unit saw a resurgence from Sean Lee in 2015 in his return from a knee injury that cost him the entire 2014 season. Moving positions from the middle over to the weakside to further utilize his speed and play making ability, Lee played in 14 games and led the defense with a career-best 156 tackles and 11 tackles for loss to go along with his first career sacks, tallying 2.5 quarterback take downs. His breakout year led to his first Pro Bowl nomination, the only Cowboys defender to earn the honor. Rolando McClain returned for his second season with Dallas, appearing in 11 games and racking up 97 tackles, third on the team, with nine tackles for loss and an interception he returned for a touchdown. Another big contributor was second-year defender Anthony Hitchens, who tallied 85 tackles and two sacks as mainly a base defensive player, leaving the field in most nickel defensive formations. Veterans Kyle Wilber and Andrew Gachkar continued to be solid contributors on special teams and valuable reserve defenders, recording 40 tackles between them. Rookie fourth round draft pick Damien Wilson tied for the team lead

in special teams tackles with Wilber and safety Jeff Heath in a solid first season.

The 2014 season saw a group in flux emerge with several key contributors for a vastly improved defense. Newly acquired Rolando McClain realized a resurgence under the Dallas coaching staff, finishing second on the team with a career-high 108 tackles to go along with nine tackles for loss and adding a physical presence to the Dallas defense. Rookie fourth round draft pick Anthony Hitchens was huge for the unit as well, learning to play all three linebacker positions on the fly and making significant contributions at all three, totaling 100 tackles and solidifying the group.

West spent two years (2012-13) as a graduate assistant, working with quarterbacks and wide receivers, at Middle Tennessee State. Before working at MTSU, West spent the spring of 2012 with Samford University as a volunteer coach, helping with quarterbacks. In 2011 West served as an intern at the University of Alabama-Birmingham, working with the school's wide receivers. West played wide receiver at Memphis from 2006-10, where he played for his father, Tommy, who was the school's head coach.

West earned his degree in interdisciplinary studies from Memphis. He started at cornerback and wide receiver as a senior at Briarcrest Christian High School in Germantown, Tenn., where he also lettered all four years.

Turner West – Born December 19, 1987, Germantown, Tenn. Wide receiver Memphis 2006-10. No pro playing experience. College Coach: Alabama-Birmingham 2011, Samford 2012, Middle Tennessee State 2012-13. Pro Coach: Dallas Cowboys 2014-15.

WADE WILSON

Quarterbacks

East Texas State

NFL: 16th Year • Cowboys: 13th Year



Wade Wilson returned to the Dallas Cowboys organization as the quarterbacks coach in 2007 after spending three seasons with the Chicago Bears in the same capacity. A native Texan with football roots that go back to his high school and collegiate career as a quarterback, Wilson is recognized around the NFL as a solid teacher of young quarterbacks. His work with Tony Romo dates back to 2007 when the club's all-time passing yards leader started the first full season

of his career. Since Wilson's return to Dallas, Romo has thrown for 31,251 yards and 228 touchdowns on 2,606-of-3,994 passing (65.2) with a rating of 97.2.

The 2015 season was a challenging one for Wilson as he prepared four different quarterbacks to start games for the Dallas - the second time in Cowboys history four different players started at quarterback in a season (2001) and the third time in his career Wilson worked with four different start-

Despite undergoing offseason back surgery, Romo took the helm for 15 starts in 2014, missing one with an unrelated back injury, and helped lead the team to a 12-4 record, the club's 22nd Division title - 18th NFC East title - 31st postseason appearance and 34th playoff win. He led the league and established team records, completing 69.9% of his passes and finishing with a rating of 113.2. Romo topped 3,000 yards for the seventh time in his career (3,705) and notched his fourth 30-touchdown season (34). He finished the year fourth in the league in touchdowns, tied for the eighth-fewest interceptions (nine), 14th in yards, 16th in completions (304) and 23rd in attempts (435). He was selected to his fourth Pro Bowl and earned AP second-team All-NFL honors. Romo also took home NFC Offensive Player of the month honors (December), finishing the month a perfect 4-0, completing 83-of-111 passes for a league-best 74.8 completion percentage for 987 yards with a league-high 12 touchdowns, just one interception and a league-high 133.7 rating. Weeden started one contest and saw time in four other games, completing 24-of-41 passes for 303 yards with three touchdowns and two interceptions.

Romo started all 16 games at quarterback for the fourth time in his career in 2012 and established single-season club records for passing yards (4,903), completions (648) and completions (425). He was one-of-five NFL quarterbacks with 600-plus attempts and 425 completions in 2012 and one of the 15 to accomplish the feat in the history of the NFL. His 28 touchdown passes tied for fourth in team history, and despite throwing a career-high tying 19 interceptions, Romo's 65.6 completion percentage was fifth. Kyle Orton made his Cowboys debut late in the fourth quarter against Chicago (10/1) and finished nine-of-10 for 89 yards with one touchdown.

Wilson was challenged in 2010 as he had to prepare three different starting quarterbacks, with one making his first career start, and another seeing his first action since 2008. Romo started the season, but a fractured left clavicle suffered against the N.Y. Giants (10/25) led the way for Kitna to take the helm. Before the injury, Romo completed 148-of-213 passes

Romo had one of his best seasons under Wilson in 2009 as the quarterback showed great maturity and ball protection. Romo had a single-season career-low nine interceptions while setting ten career-highs and club records in completions (347), attempts (550) and yards (4,483) and a then personal-best quarterback rating (97.6). Romo also earned his third Pro Bowl berth while setting a club record for 300-yard passing games in a season with eight. Wilson also worked with NFL veteran and Dallas newcomer, Kitna, who served as Romo's backup, while grooming fourth round draft choice McGee.

In his first season back with Dallas, Wilson's work with Romo allowed the first-time starter to rewrite club passing records. Under Wilson, Romo was the league's fifth-rated passer (97.4) - good for third in club annals. His 4,211 passing yards allowed the fifth-year veteran to become the first quarterback in club history to top 4,000 passing yards. Romo completed 335 passes which topped Danny White's single-season franchise record set in 1983 and shattered White's record of 29 passing touchdowns, finishing with 36. Romo also became the first signal caller in franchise history to throw four touchdowns in back-to-back games. On the season, he logged four games with four-or-more touchdown passes, also establishing a club record. Among the many other accomplishments of the young starter, Romo finished 2007 with seven games of 300-or-more passing yards, another team record.

Through Wilson's first two seasons in Chicago (2004-05), rookie quarterbacks started 20 of the team's 32 regular season games while posting a 13-7 record. Under Wilson in 2005, rookie Orton was the Bears starter and went on to win nine of his first 12 starts. He finished the year with 10 wins - the most for a rookie drafted in the fourth round-or-later since the common draft was instituted in 1967. His 10 wins were also second for a rookie passer during that span, behind Ben Roethlisberger in 2004. His eight-game win streak was also the second-longest by a rookie passer in the NFL, dating back to 1970.

40

at least three games. Grossman began the season, but was lost due to injury. Jonathan Quinn had the next three starts, but rookie Craig Krenzel took over for three games before an injury sidelined him for the season. Chad Hutchinson started the last five games.

Wilson made his coaching debut in Dallas in 2000 after 19 years as an NFL quarterback - including three years with Dallas (1995-97). Along with his playing experience, Wilson has overseen two of the most tumultuous seasons in Dallas quarterback history, coaching six different starting quarterbacks in his 32 games as the club's quarterback coach.

Wilson was forced to prepare four different starting quarterbacks during the 2001 season. It was the first time in club history four different players started at quarterback in the same season. Dallas opened the season with a rookie quarterback for just the third time in franchise history when Quincy Carter took the field against Tampa Bay. Injuries forced Carter from the lineup for eight of the next nine games. During that span, Anthony Wright earned three starts, Clint Stoerner led the club in two games and Ryan Leaf took the helm for three games in November. Carter returned to the lineup in December and guided the Cowboys to three wins in their final six games.

Wilson's first year on the job was just as hectic as four different quarterbacks saw action during the season, the first time in club history four different players saw action at quarterback in the same season. Troy Aikman started 11 games but missed five starts and parts of three other games with injuries. Randall Cunningham relieved Aikman on two occasions and started three other games in his place. His start at Washington (9/18) produced a 27-21 win for Dallas and gave Dave Campo his first win as a head coach and Wilson his first as an assistant. Stoerner,

in his rookie year, saw action in one game before giving way to newcomer Wright.

A former Pro Bowler, Wilson joined the coaching ranks after a 19-year playing career. Only four other players in NFL history had played more seasons than Wilson. He was originally an eighth round draft choice (210th overall) of the Minnesota Vikings in 1981 and led them to three playoff appearances, including the 1987 NFC Championship Game, during his 11 years with the team. He also spent time with the Atlanta Falcons (1992), New Orleans Saints (1993-94), Dallas Cowboys (1995-97) and Oakland Raiders (1998-99). He served as Aikman's backup on the Cowboys Super Bowl XXX championship team in 1995.

Wilson completed his career with a 75.6 quarterback rating on 1,391-of-2,428 passing for 17,283 yards. His best statistical year was 1988 when he led the NFC with a 91.5 quarterback rating and completed 204-of-332 passes (61.4%) for 2,746 yards, 15 touchdowns and nine interceptions. During his three years in Dallas, Wilson threw for 585 yards, one touchdown and four interceptions on 58-of-96 passing for a 63.9 rating. He earned one start (at Washington, 12/22/96) in his three-year stay in Dallas.

He was a four-year letterman and three-year starter at East Texas State University, where he earned NAIA All-America and Lone Star Conference MVP honors as a senior while leading the conference in passing and total offense. He played high school football at nearby Commerce, Texas, High School.

Charles Wade Wilson was born on February 1, 1959 in Commerce, Texas. He majored in business management at ETSU, and he has his real estate license and his SEC-series seven registration. Wilson has four children; Travis Wade, Hayden, and twins Coleton and Sophie.

Wade Wilson – Born February 1, 1959, Commerce, Texas. Quarterback East Texas State 1977-80. Pro: Quarterback Minnesota 1981-91, Atlanta 1992, New Orleans 1993-94, Dallas 1995-97, Oakland 1998-99. Pro Coach: Dallas Cowboys 2000-02, Chicago Bears, 2004-06, Dallas Cowboys 2007-15.

MIKE WOICIK (WOY-sick)

Strength and Conditioning Coordinator

Boston College
NFL: 27th Year • Cowboys: 13th Year



The Dallas Cowboys named Mike Woicik the team's strength and conditioning coordinator for the 2011 season. Woicik, now in his second tour with Dallas, served as the club's strength and conditioning coach from 1990-96. Since his first stint with the Cowboys, Woicik headed up the strength and conditioning program for the New Orleans Saints (1997-99) followed by the New England Patriots (2000-10). Woicik now boasts 36 years of strength and conditioning experience, including 26 years in the NFL.

The 2015 season saw a rash of injuries, including to two of the team's top players in Tony Romo (IR-collared) and Dez Bryant (foot), but Woicik and his staff were able to assist with the return of Bryant

to the field following a five-game absence. Woicik's program also continued to increase the stamina, strength and speed of the entire team throughout the season.

The team's work showed through the strength and conditioning program headed by Woicik in 2014 with their display of stamina throughout games, particularly on offense where Dallas led the league in time of possession with a season average of 32:26. Woicik and his staff were also responsible with assisting in the return of injured players from the previous season, while also continuing to help players who suffered injuries during the 2014 season to return to the field as quick as possible.

In 2013 Woicik's strength and conditioning program helped reduce the number of season-ending injuries and games missed from the previous season. The program also helped to keep the team fresh in the second half of the season, as the Cowboys finished with the highest yards-per-carry average (5.3) in the NFL and the second-most scrimmage yards-per-attempt (8.4) in games 8-16.

In 2012 Woicik was able to implement his off-season strength and conditioning program with the aim of helping rookies adjust to the rigors of the NFL while working to improve and lengthen playing careers for veterans.

In his first year back with Dallas, Woicik and the strength staff were faced with getting players ready for the season during training camp without having an offseason of preparation due to the lockout.

Woicik also brings championship experience with him as he has claimed six Super Bowl Championships in his 25 NFL seasons - three with Dallas and three with New England. Woicik's six Super Bowl rings are more than any player or head coach has earned in NFL history. He has been named to the Professional Football Strength and Conditioning Society's Coach of the Year Award four times (1992, 2004, 2010 and 2014). As a testament to the success of his strength and conditioning programs, from November through the end of the season, Woicik's teams have posted a 168-91 (.649) record - including playoffs.

Woicik was named the Patriots strength and conditioning coach on Feb. 16, 2000 and initiated programs that have contributed to the success of

three Patriot Super Bowl teams. Under Woicik, the Patriots were able to sustain lengthy winning streaks during his tenure, compiling an NFL-record 21-game winning streak from 2003-04. In 2007 the Patriots became the first team in the NFL to win 18 consecutive games in a season.

Prior to New England, Woicik spent three seasons under head coach Mike Ditka with the Saints.

Woicik began his NFL coaching career in 1990 with the Cowboys and was voted the NFL's Strength and Conditioning Coach of the Year in 1992. In seven seasons with Dallas, the Cowboys claimed 12 playoff wins, three Super Bowl Championships and garnered a 39-19 (.672) record through the second half of the season.

Woicik spent 10 years (1980-89) as the strength and conditioning coach at Syracuse University.

In his first coaching job, Woicik was the graduate assistant at Springfield, Mass., College (1978-80) where he assisted with track and field as well as the weight room. As a member of his collegiate track and field team at Boston College, Woicik set a then school record with a discus throw of 180 feet, five inches, earned All-East honors and qualified for the NCAA championships. He also competed in the shot put and hammer throw.

Woicik was a standout in football and track at Westwood High School. He earned his Bachelor's degree in history from Boston College and Master's in physical education from Springfield.

Mike Woicik – Born Sept. 26, 1956, Baltimore, Md. No college or pro football experience. College coach: Springfield College 1978-80, Syracuse 1980-89. Pro coach: Dallas Cowboys 1990-96, New Orleans Saints 1997-99, New England Patriots 2000-10, Dallas Cowboys 2011-15.

TODD WILLIAMS

Senior Director Football Administration/
Football Operations



Todd Williams is in his 22nd season with the Dallas Cowboys, his 14th season in the club's Player Personnel Department, and was named the club's senior director of football administration/football operations in 2013. In his role, he assists Stephen Jones, the club's director of player personnel, while also overseeing the team's football operations, facilities, equipment, security and player development departments. Williams is primarily responsible for keeping Jones informed on the daily operations of the club. He is also responsible for monitoring the Cowboys salary cap and negotiating most rookie contracts, including many of Dallas' draft choices.

Williams is also responsible for making sure the club maintains compliance with the NFL's Collective Bargaining Agreement and labor related issues. Additionally, he coordinates different areas of football operations and is involved in several other administrative functions within the club. Over the course of the last two years, Williams was instrumental in coordinating the develop-

ment of the football offices and training facilities of the team's new world headquarters at The Star in Frisco.

Williams joined the Dallas Cowboys organization as an intern in the operations department during the 1995 training camp in Austin, Texas. He served as an administration and marketing intern through the 1995 season. He was hired as a player personnel assistant in 1996, working closely with the personnel department in processing contracts and coordinating travel plans for free agent tryouts. He was promoted to assistant director of player personnel in 2001.

Williams was a sports management major at the University of Tennessee, where he played tight end for the Vols football team from 1992-94. Prior to Tennessee, he played for Northeast Oklahoma A&M Junior College, helping guide the team to the 1991 National JUCO Championship.

Williams is married to Cyndi Comeaux Williams. He has two children, Kyle and Kamryn, and one stepson, Gauge Doisher.

CRAIG GLIEBER

Assistant Director of Football Operations



Craig Gieber began his career with the Dallas Cowboys as an intern in the front office in 1988. He returned for the 1989 season, again as an intern, but was hired full time in 1990 as an assistant in the football operations department.

Gieber was elevated to the assistant director of football operations in 1993, where he assisted with all aspects of team travel while also helping coordinate the team's training camp.

In 2012 Gieber took over the full time role of handling all team travel, including team charters, hotels, ground transportation and equipment trucks for road games. He also coordinates travel and hotels

for all visiting free agents as well as newly acquired draft picks, rookie free agents and veteran free agent signees.

While in school at SMU, Gieber was an assistant with SMU football (1985-87). Gieber also worked as a statistician for CBS Sports and Fox Sports Southwest broadcasts for his father, legendary broadcaster, Frank Gieber. Craig also worked as a statistician for Dallas Mavericks broadcasts through 2010.

Gieber earned undergraduate degrees in business administration and radio/TV in 1987 from Southern Methodist University. He then earned his M.B.A. from SMU in 2002.

JASON McKAY

Assistant Director of Football Administration



Jason McKay returned to the Dallas Cowboys organization in 2012 as the club's assistant director of football administration. In his role, McKay assists Senior Director of Football Administration Todd Williams in the daily operations of the football team. McKay also coordinates new player arrivals as well as assists in the set up and operation of the club's training camp, distribution and management of the club's football technology initiatives, including communications, analytics, iPad playbooks and emerging technology. His work allows him to aid the assistant director of football operations in special travel circumstances. McKay has played a part of the planning and construction phases of the club's new headquarters at The Star in Frisco.

Prior to landing back in Dallas, McKay spent three years with the United Football League (2010-12). He served as the director of football operations for the Hartford Colonials (2010-11) before moving

to the UFL league office for his final season as the director of football administration.

Before venturing to the UFL, McKay worked in the Arena Football League for eight seasons. He was a player personnel assistant for the Dallas Desperados (2001-04), while he was also working in the personnel office for the Dallas Cowboys. He then became the vice president of football operations for the Los Angeles Avengers, a position he held for five years.

McKay first became a part of the Cowboys family in 1993 when he was the manager for retail operations for Texas Stadium Corporation. He moved into the personnel department in 2000, serving as an assistant up until the start of the 2004 season.

McKay earned his bachelor's of science degree in mechanical engineering technology from the University of North Texas. He also earned his real estate license in the state of Nevada.

WILL McCLAY

Senior Director College/Pro Personnel



Will McClay is in his 14th season working in the Cowboys Personnel Department, was named the club's assistant director of player personnel in 2013 and senior director of pro/college scouting in 2015. He will continue to oversee the club's NFL Draft process while also playing a role in free agent and trade acquisitions.

In working to improve the club through the 2016 NFL Draft, McClay helped bolster the offensive side of the ball as the club selected running back Ezekiel Elliott with the fourth overall pick. The club also added to the defense with the next three picks, securing linebacker Jaylon Smith (Notre Dame, second round), defensive tackle Maliek Collins (Nebraska, third round) and defensive end Charles Tapper (Oklahoma, fourth round). The Cowboys then drafted a quarterback for just the fifth time since 1989 when they selected Dak Prescott (Mississippi State) with their second fourth round pick. Dallas closed out the draft with four sixth round picks, first selecting cornerback Anthony Brown (Purdue), then safety Kavon Frazier (Central Michigan) and running back Darius Jackson (Eastern Michigan). With their final pick, the Cowboys added collegiate basketball player Rico Gathers (Baylor) to work him as a tight end.

In his second NFL Draft in 2015, McClay helped Dallas continue its youth movement by securing two first round talents with just one first round pick - defensive back Byron Jones (27th overall) and pass rusher Randy Gregory (second round, 60th overall). Leading up to the team's rookie minicamp, the club also secured a projected first rounder in offensive lineman La'el Collins. The third round saw Dallas add Chaz Green to continue to add youth and depth to the offensive line. The club later added Laurence Gibson with its second seventh round choice. Defensively, the club added a pair of linebackers - Damien Wilson (fourth round, 127th) and Mark Nzeocha (seventh, 236th) - and a defensive end in Ryan Russell (fifth, 163). Dallas then traded a 2016 sixth rounder to secure tight end Geoff Swaim (246th).

McClay oversaw his first NFL Draft in 2014 as the club continued to infuse the roster with talented building blocks for the present and future. With their first pick, the Cowboys drafted Dame All-American offensive lineman Zack Martin (16th overall), marking the third time in four years the club selected an offensive lineman in the first round, to pair with fellow first round picks Tyron Smith (2011) and Travis Frederick (2013). In the second round, the Cowboys packaged their original second (47th overall) and third round (78th overall) draft choices and moved up in a trade with Washington to select DeMarcus Lawrence (34th overall) - one of the top pass rushing defensive ends in the draft. Without a third round pick, the Cowboys took linebacker Anthony Hitchens, in the fourth round (119th overall), and then traded up in the fifth round to select Devin Street - Pittsburgh's all-time leading pass catcher - with their next pick (146th overall). Without a sixth round selection, the Cowboys had a busy seventh round with five selections in the draft's final round, taking defensive end Ben Gardner (231st overall), linebacker Will Smith (238th overall), safety Ahmad Dixon (248th overall), nose tackle Ken Bishop (251st overall) and cornerback Terrance Mitchell (254th overall).

In his earlier role as the director of football research (2011-13), McClay evaluated players on other

NFL rosters and in other leagues, scouting Cowboys opponents using advanced scouting and analytic methods while also overseeing the scouting department's technology tools.

McClay was a pro scout (2002-08), then pro scouting coordinator (2009-10), and he was responsible for sifting through free agents and locating some of the team's most notable signings before and during the season. Two of those signings were wide receiver Laurent Robinson - who was signed early in the 2011 season and went on to lead the team with 11 touchdowns - and George Selvie in 2013 who was signed during training camp and went on to start all 16 games at defensive end while tying for the most tackles for loss (seven) and logged the second-most sacks on the team (seven).

McClay helped uncover a pair of defensive starters with the free agency signing of Jeremy Mincey, who led the club with 6.0 sacks and 39 pressures in 2014, and linebacker Rolando McClain, who was acquired in a trade with Baltimore. McClain stepped in to finish second on the team with a career-best 108 tackles, starting in place of Sean Lee (IR-knee) for the entire 2014 season. In 2015 he was instrumental in acquiring Brice Butler after the injury to Dez Bryant.

McClay originally came to Dallas as the defensive coordinator for the Dallas Desperados (2002-03) of the Arena Football League. He was the club's head coach for five seasons (2004-08), helping lead them to a league-best 15-1 record and consecutive Eastern Division Championships (2007-08). In his five seasons as head coach, he led the Desperados to a 54-24-1 record and was named AFL Coach of the Year in 2006.

Prior to joining the Cowboys and Desperados, McClay was the assistant director of pro scouting for the Jacksonville Jaguars. In his only season (2001) with the Jaguars, he was charged with scouting NFL teams in the preseason and advance scouting work during the season. Before joining the Jaguars, he served as the player personnel director of the XFL's Orlando Rage, as well as a consultant and scout, in the spring of 2001. The Rage finished the season 8-2 before falling in the first round of the playoffs.

Prior to moving into the personnel side of professional football, McClay spent 11 seasons in the AFL as a player and coach. He served as defensive coordinator and director of player personnel for the Grand Rapids Rampage in 1998. He added the title of assistant head coach in 1999, when the Rampage improved to an 8-6 record after posting a 3-11 campaign the previous season. In 1997 he was the defensive coordinator and director of player personnel for the Anaheim Piranhas after serving as the defensive coordinator for the Milwaukee Mustangs in 1995 and the Florida Bobcats in 1996.

McClay was the secondary and special teams coach of the Detroit Drive in 1993, helping the team reach the ArenaBowl. From 1989-92 he was a wide receiver/defensive back for the Drive, helping lead them to three ArenaBowl titles in four appearances.

McClay was a four-year letterman and team captain as a defensive back at Rice University (1985-88), starting every game of his collegiate career. He graduated in 1990 with a degree in political science. McClay was born Oct. 13, 1966 in Memphis, Tenn. He has one son, Gabriel.

TOM CISKOWSKI

(sis-COW-ski)

Senior Personnel Executive



Tom Ciskowski is the Dallas Cowboys senior personnel executive. He headed up the scouting department's work for the NFL Draft from 2008-13.

In his first draft as the top scout in 2008, he helped the organization address two positions of concern in landing a running back and a cornerback with Felix Jones and Mike Jenkins heading the list as two first round selections. The club also gained two additional picks in the 2009 NFL Draft through trades.

Despite trading out of the second round in 2009 to leave Dallas without a first day selection, Ciskowski's second draft saw the club select 12 players - the most selections the club made since the draft was shortened to seven rounds in 1994.

The team landed two players that they had high first round grades on in the 2010 NFL Draft in wide receiver Dez Bryant (24th overall) and linebacker Sean Lee (55th overall).

In 2011 Dallas selected an offensive lineman, Tyron Smith, with the ninth pick in the draft, the fourth time in club history Dallas selected an offensive lineman in the first round. The Cowboys acquired an athletic linebacker in Bruce Carter (40th) and a do-it-all running back in DeMarco Murray (71st) in the second and third rounds, respectively.

The Cowboys traded up in the first round of the 2012 NFL Draft to land arguably the best corner in the draft in Morris Claiborne with the sixth overall pick. The team did not have a second round choice due to the trade, but added a big, athletic defensive end, Tyrone Crawford (81st), in the third round. On the final day of the draft the club added two linebackers, Kyle Wilber (113st) and Caleb McSurdy (222nd), a safety in Matt Johnson (135th), a wide receiver, Danny Coale (152nd) and tight end James Hanna (186th).

In 2013 Ciskowski guided a draft that helped build a foundation of youth on the offense with the selection of center Travis Frederick (31st). Dallas traded out of the 18th spot (to 31) and picked up the 74th pick. In the second round, a pass-catching tight end was netted in Gavin Escobar (47th). Dallas' two picks in the third round were wide receiver Terrance Williams

(74th) and safety J.J. Wilcox (80th). In the fourth round, cornerback B.W. Webb (114th) was selected, followed by running back Joseph Randle (151st) in the fifth and linebacker DeVonte Holloman (185th) in the sixth.

Ciskowski originally joined the Cowboys scouting department in 1992 and finished his seventh season as the club's assistant director of college scouting in 2007. He observed first-hand the top college prospects and also helped organize the club's entire college scouting operation. In his first season with the Cowboys, he served as a scout administered by the BLESTO Scouting Combine. Ciskowski became an area scout in 1993, working in the west for five years before moving to the southeast from 1998-2000.

Before becoming a scout, Ciskowski spent 15 years in the coaching ranks, the first two (1977-78) as an assistant at Pawhuska, Okla., High School. In 1979 he moved into the college coaching ranks, becoming the secondary coach at East Central University in Ada, Okla. While at ECU, he earned his master's degree in athletic administration. The following year, he moved to Arizona State University, working with the defensive line as a graduate assistant for the 1980-81 seasons.

In 1982 Ciskowski moved to Oklahoma State, joining the staff of former Dallas offensive line coach Tony Wise, before becoming the offensive line and tight end coach at Wichita State in 1984. After that season, Ciskowski joined the University of Miami as a volunteer assistant, working with former Dallas defensive coordinator Butch Davis and the defensive line.

From 1986-89 Ciskowski worked with the offensive and defensive lines, first at New Mexico State for two seasons, and then at UNLV for two more. Before coming to Dallas, he coached the defensive line at College of the Sequoias in Visalia, Calif., from 1990-91. Thirteen of the team's players went on from the junior college to play Division I football in 1992.

A native of Medford, Okla., Ciskowski attended Medford High School and earned his bachelor's degree from Cameron University, where he also played football. He and wife, Jan, live in Coppell, Texas, with sons, Jeremy and Joshua, and daughter Julianna.

LIONEL VITAL

Director of College Scouting



Lionel Vital joined the Dallas Cowboys scouting department early in the spring of 2016 as the club's director of college scouting. He spent three seasons (2013-15) as the Atlanta Falcons director of player per-

sonnel after coming to Atlanta in 2007 as the club's assistant director of player personnel - a position he held until 2011. In 2012 Vital was the Falcons associate director of player personnel. During his time in Atlan-

ta, Vital worked closely with General Manager Thomas Dimitroff on most college scouting directives, including evaluating the top-150 college prospects in his role as a national scout. He also graded the top NFL unrestricted free agents at all positions, additionally managing any special projects with the general manager.

Vital served two tours with the Baltimore Ravens, the most recent from 2005-07 where he scouted schools across the country as a national scout, concentrating on defensive lineman. During his time in Baltimore, Vital was awarded the inaugural Fritz Pollard Alliance Scouting Award, which is given to the top African-American scout in each conference.

From 2001-04 Vital was the assistant director of college scouting for the New England Patriots after serving as a national scout for the team in 2000.

Vital scouted the southeast region from 1997-99 for the N.Y. Jets after breaking into the NFL scouting ranks with the Cleveland Browns in 1991, originally hired by Bill Belichick. Vital moved to Baltimore with the Browns for the Ravens inaugural 1996 season as a college scout.

Before becoming an NFL scout, Vital was director of player personnel for the Montreal Machine of the World League of American Football for two years (1990-91).

A native of Loreauville, La., Vital graduated from Nicholls State and as a running back, was selected in the seventh round (185th overall) of the 1985 NFL Draft by the Washington Redskins. He also played in the Canadian Football League, first with the Calgary Stampeders (1986) then the Saskatchewan Roughriders (1989).

CHRIS HALL

Assistant Director of College Scouting



Chris Hall, now in his 27th season with the Cowboys, was named the assistant director of college scouting prior to the start of the 2014 season. He previously served as the club's college scouting coordinator, a position he assumed in 2001. In that capacity, he is charged with the day-to-day operation and organization of the college scouting portion of the Personnel Department, including the creation and sorting of college player information that ultimately becomes the NFL Draft. Hall also spends time on the road locally covering Texas and Oklahoma schools along with other various trips, while monitoring the college scouting database daily, writing both college and pro player evaluations and organizing the highly successful post-draft free agent signing period that has helped the team sign impact undrafted free agents such as Barry Church in 2010, Dan Bailey in 2011 and Cole Beasley, Lance Dunbar and Ron Leary in 2012 and Jeff Heath in 2013.

Hall is responsible for the organization of the annual Dallas Day - which allows visits from local college prospects each year - and also coordinates the yearly 30 pre-draft top college prospect player visits allowed by the NFL before the yearly NFL Draft.

He also assisted National Invitational Camp (NIC) for the last 20 years in the operations of player arrival, check-in and execution of the NFL Scouting Combine in Indianapolis, Ind.

Hall originally joined the Cowboys scouting department in 1990 as a scouting assistant, where he was responsible for processing player reports, organizing film and working closely with the college scouts in managing and scheduling projects. Prior to joining the Cowboys, Hall worked briefly in the athletic offices at Southern Methodist University.

Hall graduated from Southern Methodist in 1990 with a degree in advertising. He resides in Coppell, Texas, with his wife, Susan, and two daughters, Izabella and Victoria.

ADAM PRASIFKA

Player Personnel



Adam Prasifka enters his 15th year in the Dallas Cowboys Player Personnel department. In his role, Prasifka assists COO/Executive Vice President/Director of Player Personnel Stephen Jones and Senior Director of Football Administration/Football Operations Todd Williams in managing the club's salary cap, negotiating player contracts and monitoring league transactions.

Prior to working with the Cowboys, Prasifka was a coaching assistant and equipment manager at the University of Arkansas (1999-02). He served as a mechanical engineering intern at DuPont (1998-99) and Cromwell Architects and Engineers (1998).

Prasifka earned his degree in mechanical engineering from the University of Arkansas in Fayetteville. He currently resides in Carrollton, Texas with his wife, Cori, his son, Cash, and two step sons, Jake and Harrison.

DREW FABIANICH

(FAY-bee-on-itch)

National Scout



Drew Fabianich joined the Cowboys Scouting Department in 2003 as a scout administered by the BLESTO Scouting Combine. He served as the Cowboys midwest area scout from 2004-07 before becoming a national scout for the club in 2008.

Prior to joining the Cowboys, Fabianich spent 17 years as a high school and college coach. Most recently, he spent two seasons as the defensive coordinator/linebackers coach at W.T. White High School in Dallas, Texas (1999-01). From 1996-99 he was the defensive coordinator/linebackers coach at Northeast Louisiana University. Prior to that, he was the defensive coordinator/linebackers coach at the University of Tennessee-Martin (1993-96).

Fabianich was the defensive ends/special teams defense coach at the University of Tennessee (1991-93). In 1989 he worked as a graduate assistant/defen-

sive ends and special teams defense coach at Baylor. He started his coaching career in 1984 at Mesa State College and spent five seasons there as a quarterback and receivers coach/passing game coordinator.

Fabianich lettered as a quarterback at Mesa State College and participated in the 1982 NAIA National Championship Game before a spinal injury in 1983 ended his career. A two-year starter at Longmont, Colo., High School, Fabianich passed for over 2,500 yards.

He graduated with a degree in kinesiology from Mesa State College in Colorado in 1988 and went on to Baylor University to work on his master's degree in sports administration. Fabianich was born on April 12, 1964 in Massillon, Ohio. Fabianich and his wife Heather reside in McKinney, Texas and have four children - Ashleigh, Dominic, Markus and Landis.

WALTER JULIFF

National Scout



Walter Juliff enters his 33rd season as an NFL scout and 29th year with the Cowboys. Juliff served as the Cowboys southeast area scout from 2001-07 before becoming a national scout for the club in 2008. He served as assistant director of college and pro scouting for the club from 1995-00 after spending the previous eight years as a national and area scout. He was also responsible for signing college free agents from 1992-00.

Before becoming a full-time scout, Juliff spent two seasons as a graduate assistant at the University of Texas. He was also an assistant with the Kerrville Tivy football and track teams, the Abilene Cooper High

School football and baseball teams and the Houston-Kingwood High School football and baseball teams.

Juliff began his coaching career as a graduate assistant at Angelo State, where he spent two seasons. In 1978 the Rams went undefeated and won the NAIA national championship, then lost in the national semifinals the next year. A native of San Angelo, Texas, Juliff starred in football and as a hurdler in track at Central High School.

Juliff, who lives in Austin, Texas, earned his bachelor's degree from Angelo State University, where he also ran track, and his M.B.A. from Texas. He and former Cowboys quarterback Jerry Rhome are cousins.

MITCH LaPOINT


National Scout

Mitch LaPoint joined the Cowboys Scouting Department in 2005 and served as the team's west area scout for three seasons before moving to the southeast area in 2008. For the 2015 season, LaPoint was named one of the club's national scouts. LaPoint spent seven years (1998-04) working in the Kansas City Chiefs player personnel department. From 2002-04, he served as the club's midwest area scout and football operations coordinator. As part of his opera-

tions responsibilities, he coordinated the Chiefs training camp at the University of Wisconsin – River Falls.

From 1999-01 LaPoint was an assistant in the scouting department, after spending 1998 as an intern.

The Lawrence, Kan., native received his bachelor's degree in sports management from the University of Kansas in 1998. LaPoint, born Feb. 25, 1976, and his wife, Jenny, have a son, John, and reside in Tulsa, Okla.



JIM ABRAMS

West Coast Area Scout

Jim Abrams joined the Dallas Cowboys Scouting Department in 2012 as the team's west coast scout. Abrams previously spent seven years (2005-11) with the Tampa Bay Buccaneers where he was a national scout with specific emphasis on the western region, a position he was elevated to in 2006. Prior to joining Tampa Bay, he served 13 years with the San Francisco 49ers. Abrams spent his first two seasons (1992-93) with the 49ers as a scouting assistant before spending the next seven seasons (1994-00) as a regional scout. He later spent four years (2001-04) as a national scout for the 49ers.

A 1987 graduate of Kent State, Abrams served as a graduate assistant at UNLV (1988), Purdue (1989-90) and Ohio State (1991). He served as a linebackers coaching assistant at all three schools. Born in Warren, Ohio, Abrams attended McAteer High School in San Francisco before attending City College of San Francisco (1981-82). He later transferred to Kent State (1983-87), where he played free safety and earned a bachelor's degree in physical education. Abrams and his wife, Penny, reside in Thousand Oaks, California, with their sons Aleksandr James and Sedrick Jameson.



BRIAN ADAMS

Midwest Area Scout

Brian Adams joins the Dallas Cowboys Scouting Department for the 2016 season as the team's midwest area scout, bringing 30 NFL seasons of experience in player personnel.

Adams comes to Dallas after spending seven seasons (2008-14) with the New Orleans Saints as an area scout, prior to which he served eight seasons with the Carolina Panthers (2000-07) as an area scout.

He joined the Panthers in 2001 after serving as one of only three scouts for the XFL in 2000. His football career began with an internship with the

Cleveland Browns in 1982 while Adams was a student at Bowling Green University.


Adams became a full-time employee of the Browns in 1984 with a position in coaching administration. In 1989, he moved from coaching to scouting, and remained with Cleveland until the team's move to Baltimore in 1995.

A native of Independence, Ohio, Adams graduated from Cleveland State University after transferring from Bowling Green. He and his wife, Lisa, have two children, Larissa and Nicholas



SAM GARZA

Southwest Area Scout



After nine years in the coaching realm, Sam Garza entered the personnel arena as a pro scout with the Cowboys in 2005. In 2008 he moved over to the College Scouting Department, serving as the southwest area scout (2008-09), west coast scout (2010-11) and then back to southwest scout in 2012. As a pro scout, he worked closely with then Assistant Director of Pro Scouting Brian Gaine, in evaluating players around the NFL and NFL Europe, as well as the Canadian Football League and the Arena Football League.

Garza came to Dallas after serving as the running backs and quarterbacks coach for the Saskatchewan Roughriders of the CFL in 2004. Prior to returning to Canada, he was the quarterbacks coach at the University of Texas–El Paso for four years (2000-03). In 1998 Garza was the receivers coach for Saskatchewan before being promoted to quarterbacks/receivers coach in 1999. He began his coaching career at

his alma mater as UTEP's defensive graduate assistant in 1996 before moving to wide receivers coach in 1997.


Garza was selected in the eighth round by the Seattle Seahawks in 1987 as a quarterback, but actually spent the season with the St. Louis Cardinals, seeing action in two games. He then spent seven years playing in the CFL – six with Winnipeg (1989-94) and one with Ottawa (1995).

Collegiately, Garza was one of the most prolific passers in UTEP history where he still ranks second in completions (483) and completion percentage (59.1%) and fourth in attempts (817), passing yards (6,130) and touchdown passes (35).

A native of Corpus Christi, Garza (7/10/65) received his bachelor's degree in kinesiology from UTEP in 1995. He and wife Barbara have three sons, Callen, Shane and Jack, and a daughter, Hailey.

JUSTIN STUCKY

Northeast Area Scout



Justin Stucky joined the Cowboys Scouting Department as the club's college scouting intern in July 2009. He was a college scouting assistant in 2011, became the team's combine scout in May 2012 and for the 2015 season, was named the northeast area scout. In his role as combine scout, Stucky covered the midwest region, compiling and generating draft prospect scouting information for National Football


Scouts, Inc. He now serves as a club scout for the northeast area of the country.

Stucky graduated from Kansas with a degree in sports management and a minor in business, where he was a freshman walk-on safety.

He and his wife, Katie, have one daughter, Julie, and reside in Frisco.

JUDD GARRETT

Director of Pro Scouting



Judd Garrett was added to the Cowboys Scouting Department in the spring of 2008 as the director of pro scouting. Garrett has spent the past 20 years in vari-

ous roles in the NFL. He works closely with Will McClay, the senior director of college/pro personnel, and is in charge of evaluating players and rosters from the NFL

and other professional football teams. Garrett is also responsible for advance scouting, free agency preparation and tracking player movements within the league.

Prior to arriving in Dallas, Garrett spent two years (2006-07) as the tight ends coach with the St. Louis Rams. From 2000-05 he worked for the Miami Dolphins in a variety of capacities, but mainly as an offensive assistant. He served as the offensive quality control coach for the Dolphins from 2001-05, but concentrated on quarterbacks in 2003 and wide receivers in 2004. In 2001 he was an offensive assistant with Miami.

Garrett made his NFL coaching debut in 1997 with the New Orleans Saints as an offensive assistant. He spent three seasons with the Saints.

He coached one season (1996) at University School in Chagrin Falls, Ohio as an assistant coach.

Garrett played running back at Princeton from 1987-89, earning Ivy League Player of the Year and Division I-AA All-America honors as a senior. He was selected in the 12th round of the 1990 NFL Draft by the Philadelphia Eagles but was released and worked as an assistant coach at Princeton for the 1990 season.

Garrett spent two seasons (1991-92) with the

London Monarchs of the World League of American Football, where, in his first season, he led the league in receptions (71) and was an All-League pick at running back. His 71 receptions stood as a league record until 2000. In 1993 Garrett made the Dallas Cowboys practice squad before playing two years in the Canadian Football League with the Las Vegas Posse in 1994 and the San Antonio Texans in 1995.

Garrett continues the family tradition of football in the Cowboys organization, joining his older brothers, John and Jason, as part of the Cowboys organization in 2008. John is now the offensive coordinator at the University of Richmond, and Jason is the Dallas' head coach after serving four seasons as the assistant head coach/offensive coordinator. Jim, his third brother, is the offensive coordinator for University School, a prep school in Ohio. His father, Jim, retired after the 2003 season with more than 30 years as an NFL assistant and scout, and 21 of those years as a member of the Dallas Cowboys scouting department.

Judd Garrett and his wife, Erin, were married in 2016, and he has two sons, Calvin and Campbell, and two daughters, Frances and Kassidy.

ALEX LOOMIS

Pro Scouting Coordinator



Alex Loomis joined the Dallas Cowboys Scouting Department in July 2009 as the club's pro scouting intern. He became the pro scouting assistant leading up to the 2011 season, a pro scout in 2012 and the pro scouting coordinator in 2015. In his current role, Loomis assists the team in tracking league transactions, developing Dallas opponents' advanced scouting reports and evaluating league free agents. He is also charged with managing and updating the NFL player database, recommendations for player acquisition through free agency or the waiver wire

and evaluation of players in other leagues. He will continue in his role assisting with the NFL Combine, player evaluations and assisting in the team's draft preparations.

Loomis spent nine summers (2000-09) with the New Orleans Saints, seven as an operations intern and the final three as a scouting intern.

He graduated from Louisiana State University with a degree in business management. Loomis and his wife, Amanda, were married in 2011 and reside in Lewisville.

HENRY SROKA

Pro Scout



Henry Sroka joined the Cowboys in 1999 after 18 years as a college coach and served as their southwest area scout for the 2006-07 seasons before moving to the west area scout in 2008-09 and pro scout in 2010. In 2003 he became the club's midwest area scout after four years of working for Dallas as a scout administered by the BLESTO Scouting Combine. Sroka first gained NFL experience during a coaching fellowship with the Detroit Lions during training camps in 1991-94.

Prior to joining the Cowboys, Sroka spent the 1998 season as defensive backs coach at the University of Redlands. From 1988-97 he coached running backs under former Dallas scout Jim Hess at New Mexico State University and was part of the school's first winning season in 14 years when the team posted a 6-5 mark in 1992. Prior to that, Sroka was the strength and conditioning coach, kicking coach and defensive backs coach at Wichita State University from 1985-87. He served as a graduate assistant

coach at Arizona State from 1981-85, where he worked with the Sun Devils kickers and running backs.


Sroka graduated from St. Mary's College in California in 1978 and went on to earn a master's degree from Arizona State. He was a running back and kicker for St. Mary's, where he was awarded the Albert

Rahill Award for team loyalty. Prior to playing for St. Mary's, Sroka was a running back and kicker for the College of San Mateo.

Sroka was born in Mexico City, Mexico. He and his wife, Linn, are the parents of a daughter, Maria del Pilar, and sons, Dominic and Mikael.

ROSS WUENSCHÉ (WIN-she)

Area Scout



Ross Wuensché became a full time scouting assistant in 2013 after spending the 2012 season as an intern in the personnel department and in 2015, became an area scout. In his role as a scouting assistant, Wuensché assisted scouts while they were on the road and focused his time as a college area scout in 2015 and covered the midwest/mid-states while also evaluating collegiate talent. He is responsi-

ble for making college player cut ups for the team's draft meetings and handles club's advanced scouting of upcoming opponents.

Prior to joining the Cowboys, Wuensché worked for the Texas A&M football team. He graduated from A&M with a degree in sports management and a minor in business. Wuensché resides in Frisco, Texas.

RICH BEHM

Scouting Video Coordinator



Rich Behm joined the Dallas Cowboys as a video assistant in 2002 and was responsible for shooting team practices and games. In 2004 he moved to the scouting department where he was responsible for compiling college regular season games, bowl games and all-star game video as well as NFL combine video and creating point of attack cutups for draft meetings. Behm also assists the scouts on the road, coordinating their digital video needs. He is also responsible for evaluating both college and pro players.

Prior to joining the Cowboys, Behm worked in hotel management while attending the University of Texas at Arlington.

Rich and his wife, Michelle, have two sons, Taylor and Peyton, and three daughters, Kendall, Brooklyn and Hallie. Behm's brother, Chris, works for Blue Star Media, the club's television and radio broadcast department.

JIM MAURER

Head Athletic Trainer



Jim Maurer begins his 27th season as a Dallas Cowboys athletic trainer, serving the last 21 years as the club's head athletic trainer.

Maurer took over responsibility of the Athletic Training Department in 1996 after serving as an

assistant athletic trainer in Dallas for six years. He served as a graduate assistant with the Cowboys for two seasons prior to being hired full time in 1990.

Maurer was elected to the Professional Football Athletic Trainers Society (PFATS) Executive Board as

the NFC head athletic trainer representative in 1999. He was re-elected to the same position for a fourth term in 2007 and held the position until 2010. Following the 2002 season, Maurer and his staff were recognized as the NFL Athletic Training Staff of the Year by their peers. Named in honor of Ed Block – a former Baltimore Colts head athletic trainer – the award is given annually to the athletic training staff that exemplifies courage, compassion, commitment and community.

A Dallas native, Maurer earned a degree in physical education in 1988 from Southern Methodist University, where he worked with the football and swim teams.

Maurer worked as a summer assistant with the Kansas City Chiefs in 1987, after spending the summer of 1986 with the Cowboys in the same capacity. Maurer and his wife, Rosanne, live in Irving and have two sons, Nicholas and Benjamin.

BRITT BROWN

Associate Athletic Trainer Director of Rehabilitation



Britt Brown is in his 25th year as an athletic trainer in the NFL and his 21st as a member of the Cowboys athletic training staff. As associate athletic trainer/director of rehabilitation, Brown supervises the Cowboys medical rehabilitation program and assists with treatment programs.

The 2015 season saw the return of Sean Lee following a torn ACL in spring practices. Brown's work in getting Lee back to form enabled the linebacker to start all 14 games he played, lead the team with 156 tackles, earn his first trip to the Pro Bowl – as an injury replacement – and be voted the club's Ed Block Courage Award winner. Brown also helped Morris Claiborne back to the field after injuries and surgery to both of his patellar tendons. Claiborne started all 11 games he played in 2015. Also under Brown's guidance, Doug Free rehabbed both ankles to start all 16 games. In 2014 Brown helped get Tyrone Crawford back on the field after tearing his Achilles early in the 2013 training camp. Crawford went on to start all 15 games he played and tallied 3.0 sacks en route to being voted the club's Ed Block Courage Award winner. Brown also helped with the rehab of Tony Romo, who underwent back surgery early in the 2014 season. Romo missed just one game in 2014 and finished with his most efficient season, leading the NFL with career-bests and club-records for rating (113.2) and completion percentage (69.9%).

One of Brown's biggest charges came before the 2012 season started as Jason Witten suffered a spleen injury in the preseason. Brown's work in Witten's rehab process allowed the perennial Pro Bowler to return in time to start the season, play all

16 games and earn his eighth trip to the Pro Bowl. For his work in 2012, Brown was named the 2012 NFC Assistant Athletic Trainer of the Year.


Prior to coming to Dallas, Brown spent four years (1992-95) with the Miami Dolphins as an assistant athletic trainer. Brown currently serves as the Program Coordinator for the NFL/Professional Football Athletic Trainers Society (PFATS) Ethnic Minority Scholarship. Following the 2002 season, Brown and the Cowboys athletic training staff were recognized as the NFL Athletic Training Staff of the Year by their peers. Named in honor of Ed Block – a former Baltimore Colts head athletic trainer – the award is given annually to the athletic training staff that exemplifies courage, compassion, commitment and community.

Before joining the Dolphins, Brown was the head basketball athletic trainer and assistant football athletic trainer at Southern Methodist University from 1989-92, where he also coordinated travel for the Mustangs basketball team. While earning a degree in secondary education/biology with an emphasis in athletic training (1982-87) and a master's degree in physical education/exercise physiology (1988-89) from Texas Christian University, he worked with the Horned Frogs football and baseball teams as a student athletic trainer. Brown worked as a part-time assistant athletic trainer for the Cowboys in 1986 and 1987 while attending TCU.

A native of Lampasas, Texas (7/6/64), the fastest growing county in Texas, Brown and his wife, Laura, live in Double Oak, Texas, with their son, Chase, and daughters, Sydney and Payton.

GREG GAITHER

Assistant Athletic Trainer



Greg Gaither enters his 16th season as a full-time member of the Cowboys athletic training staff after originally serving a two-year stint with the club as a graduate assistant (1997-98). He assists with coor-

dinating player rehabilitation and treatment programs while overseeing all medical records.

Following the 2002 season, Gaither and the rest of the Cowboys athletic training staff were recognized

as the NFL Athletic Training Staff of the Year by their peers. Named in honor of Ed Block – a former Baltimore Colts head athletic trainer – the award is given annually to the athletic training staff that exemplifies courage, compassion, commitment and community.

Gaither returned to the Cowboys after two years on the athletic training staff at Kansas State University. He originally joined the Wildcats in the summer

of 1999 as a graduate assistant working in both football and baseball. In 2000 he was promoted to a full-time role as assistant athletic trainer.

A native of Dallas (10/22/73), Gaither graduated from Southern Methodist University with a bachelor's degree, and received his master's degree from Kansas State University. Gaither and his wife, Leah, reside in Dallas with their son, Grayson and daughter Haley.

HANSON YANG

Assistant Athletic Trainer Physical Therapist



Hanson Yang enters his fifth season with the Dallas Cowboys athletic training department as an assistant athletic trainer and physical therapist. In his role, Yang will continue to assist the athletic training staff with their day-to-day responsibilities as well as work with director of rehabilitation Britt Brown in the rehab process of injured players.

Yang arrived in Dallas after spending six years working at the University of Texas at Austin, first as a student athletic trainer for the football, men's basketball, tennis, swimming and rugby teams (2002-06) then as a physical therapy aid and athletic trainer for


the school's student health services. He continued his work in the field of physical therapy and rehabilitation at Health South Rehabilitation Hospital in Wichita Falls, Texas, Methodist Hospital in Houston, Texas, The Institute for Sports and Spine Rehab in Plano, Texas and at Elite Sports Medicine in Waco, Texas.

Yang received his degree in athletic training from the University of Texas then his master's in Kinesiology from the University of Nevada, Las Vegas. He earned his doctorate in physical therapy from Texas Tech in 2012.

Yang and his wife, Sarah, were married in April, 2015 and have a daughter, Lucy.

SCOTT SEHNERT

Director of Sports Performance



Scott Sehnert was named the Dallas Cowboys director of sports performance leading into the 2016 season. In his role, Sehnert will work closely with the athletic trainers and strength and conditioning coaches in developing player-specific nutrition, performance and recovery plans.

Sehnert comes to Dallas after spending the previous seven years as the sports dietitian at Auburn University. In his role at Auburn, Sehnert oversaw the sports nutrition needs for AU's 21 varsity sports, including nutrition education, counseling, training tables, body composition analysis and supplement evaluation.

Sehnert earned his bachelor's degree in dietetics from Ball State in 2003. He earned his first master's degree in nutritional sciences with a wellness and sports nutrition emphasis from the University of Kentucky in 2005. He completed his clinical training at UK's Chandler Medical Center and the Lexington V.A. Hospital.

Sehnert then earned a master's in Kinesiology with a concentration in exercise physiology from Michigan State University in 2009.

Upon completion of his first masters and clinical training, Sehnert spent three months as an intern with the U.S. Speed Skating Team and the University of Utah Sports Nutrition Program (2005). While working towards his second master's, Sehnert was the coordinator of sports and cardiovascular nutrition program at Michigan State. During the final year of his master's program, he worked as an intern with the Spartans strength and conditioning staff.

Sehnert is a Registered Dietitian with the Academy of Nutrition and Dietetics (AND) and is a member of the Sports, Cardiovascular and Wellness Nutrition group. He also holds certifications with the AND as a Board Certified Specialist in Sports Dietetics and with the National Strength and Conditioning Association as a Certified Strength and Conditioning Specialist. He serves on the Board of Directors for the Collegiate and Professional Sports Dietitians Association.

Sehnert and his wife, Beth, have a son, Leland and a daughter, Lyla.

ROBERT BLACKWELL

Director of Video




Robert Blackwell is in his 36th year in the Cowboys video department, and his 28th as the team's director of coaching video. Blackwell is responsible for acquisition and maintenance of the club's vast digital video library of NFL and college games. He is also in charge of generating video, stats and scouting reports on upcoming opponents for the coaching staff. Blackwell is responsible for the input of Dallas Cowboys game video and its conversion to iPads for coaches and players to review immediately after games. Since 1988 Blackwell has served as the Dallas Cowboys representative at the NFL Draft.

A native of Garland, Texas (12/1/50), Blackwell earned his degree in communications from Stephen F. Austin State University, and later shot game films for Southern Methodist University's football and basketball programs (1979-84).

He and wife Diana live in Coppell, Texas. They have two children, Nate, who is the wide receivers coach for Coppell High School, and Lora, who is a senior at Stephen F. Austin State University and is a member of the LadyJacks softball team.

STEPHEN GAGLIARDINO

Assistant Director of Video



Stephen Gagliardino became the club's assistant video director in the spring of 2003 after spending the 2002 season as the department's graduate assistant. He is responsible for filming each game and practice, then editing it for players and coaches to review. In his current position, Gagliardino helps with the various department processes that provide coaches, scouts and players with video content necessary in weekly game prep, self-evaluation and talent acquisition.

Today, the video department manages HD content on various video networks, allowing the players and coaches to watch film anywhere on their iPads, laptops and other mobile devices. Over the years, Gagliardino has helped with the transition through three major format and software upgrades to NFL

video - analog tape to digital tape, digital tape to non-linear SD and network SD to full HD.

Gagliardino joined the Cowboys after spending the 2001-02 seasons in NFL Europe, where he handled the coaching video for the Scottish Claymores. He began his NFL career in 1995 as a ball boy with the Philadelphia Eagles when he was 16 years old, working training camp and game days at Veterans Stadium. He did that for four seasons before moving over to the Eagles video department in 1999, where he worked full time as an intern for three seasons (1999-2001) while finishing college and working in NFL Europe.

A native of Newark, Del., Gagliardino (11/10/78) graduated with a bachelor's degree in communications from the University of Delaware.

SAM CROMLEY

Assistant Director of Video



Sam Cromley enters his ninth season with the Dallas Cowboys - sixth as one of the team's assistant video directors. His job duties include filming team practices and games, as well as importing and organizing practice through the DVSport Network. Cromley joined the organization in 2008 as a video assistant, working with both the Cowboys and the Dallas Desperados, formerly of the Arena Football League, where he was the team's video director for its final season.

He served as the assistant video coordinator at Texas Christian University from 2004-07 where he filmed for the Horned Frogs football team. Cromley was awarded Video Coordinator(s) of the Year for the Mountain West Conference along with Director Mike

Martin during the 2006-07 season. Prior to TCU, Cromley was a student video assistant at Texas State University in 2001 and a student video assistant for the University of Houston from 1997-99 where he filmed football, men and women's basketball, women's soccer, track and field and swimming while being named MVP of the video department in 1999.

Born in Taipei, Taiwan, Cromley was raised in San Antonio, Texas before graduating with a bachelor's degree in mass communications from Texas State University and a master's degree in liberal arts from TCU. Cromley was honored in 2015 as a recognized Alumni from Southwest High School in San Antonio. Cromley and his wife Bettina, live in Richardson, Texas with their sons, Jaxon and Cole.

MIKE McCORD

Equipment Director



Mike McCord is now in his 28th season with the Cowboys, his 25th in the equipment department and his 22nd heading up the department.

McCord originally joined the Cowboys in 1989 as the assistant ticket manager, spending two years in that capacity before moving to the football operations department in 1991. Before coming to Dallas, McCord spent two-and-a-half years with the University of Texas athletic department, one-and-a-half years

as a part-time student assistant before receiving his B.B.A. and then one year as a full-time intern.

A native of Clovis, N.M. (11/6/64), McCord graduated from Roosevelt High School in San Antonio, Texas, and spent two years attending Southwest Texas State before transferring to the University of Texas. He and his wife, Jan, live in Flower Mound, Texas, with their daughter, Megan, and son, Brock.

BUCKY BUCHANAN

Equipment Manager



William Andrew "Bucky" Buchanan begins his 23rd year as the Cowboys equipment manager. Buchanan officially joined the Cowboys in 1994 after spending many weekends and summers in the equipment room helping his father, "Buck" Buchanan, the Cowboys equipment manager from 1973-93.

Before coming to the Cowboys, Buchanan spent one-and-a-half years with Willis Medical in Richardson,

Texas, and 10 years with the Skaggs Alpha Beta grocery store chain.

A native of Plano, Texas, Buchanan (6/9/61) graduated from Plano High School. He has two sons – Thomas II and Brett. He and his wife, Deb, now reside in Highland Village, Texas, with four children, Jacob, Samantha, William and Cameron Buchanan Dean.

DYLAN KEANE

Equipment Assistant



Dylan Keane originally joined the Dallas Cowboys organization in 2008, assisting in the equipment room of the Dallas Desperados. He became a part of the Dallas Cowboys equipment staff leading up to the 2009 season as an equipment intern.

In 2012 Keane became an equipment assistant, a position he has held for the previous four seasons.

Before landing with the Dallas Cowboys, Keane worked as a service technician for Jonmar Services.

Born in Lubbock, Texas, Keane went to high school in nearby Rockwall and attended classes at the University of North Texas.





PLAYERS

DAN BAILEY

5 • Kicker

6-0 • 195 • 1/26/88

Oklahoma State • FA for '11

NFL: 6th Year • Cowboys: 6th Year

Games/Starts: 2015-16/0; Career-80/0

Postseason: 2015-0/0; Career-2/0



PRO: Dan Bailey signed with Dallas as an undrafted free agent just prior to training camp in 2011 to provide competition at place kicker. He became one-of-three undrafted free agents to make the club out of training camp that season and went on to have one of the best kicking seasons in franchise and league history by a rookie. While finishing the season 32-of-37 (86.5%) on field goals and perfect on all 39 PAT tries, Bailey was named to the Pro Football Writers of America All-Rookie Team, set a club rookie record for most field goals made in a season (32), tied Chris Boniol for the second-most consecutive field goals made (26) and set a club rookie game record for field goals made (six). His second pro season was much of the same as he missed just two field goals all season - both from 50-plus yards - while also tying for third in a season in club history with three field goals made of 50-or-more yards. His 93.5 (29-of-31) field goal percentage in 2012 was second in a season in club history while his 29 made tied for fourth. Bailey was again a model of consistency and near perfection in 2013, finishing the year 28-of-30 (93.3 - third in a season in team history) on field goals and perfect on all 47 PAT tries. He also set the single-season club mark for 50-yard field goals (six) and has the most in a career in Cowboys history (16). For his work in 2013, Bailey was rewarded with a seven-year contract extension. Bailey continued to be automatic through 2014, ringing true on 25-of-29 field goals and all 47 PATs. From 2013-14, Bailey connected on a team-record 30 consecutive field goals. The 2015 season was no different for the league's all-time leading kicker as he went 30-of-32 for an NFL-high tying 93.8 percentage to earn his first trip to the Pro Bowl. Despite the change in distance for PATs, Bailey was true on all 25 tries, which helped him top 200 career PATs made (204 - second in team history) and 600 career points to move into third in team history in points scored. For his career, Bailey is 144-of-159 (90.6% - tops in NFL history) on field goals and one of just three Cowboys with 600 points (636 - third). Not only limited to putting the ball through the uprights, Bailey is a consistent kickoff man, registering 207 touchbacks on 403 (51.4) kickoffs through five seasons.

PRO BOWLS



TRANSACTION SUMMARY:

1/23/14: Signed a seven-year contract as an unrestricted free agent with Dallas through 2020.

7/28/11: Signed with Dallas as a rookie free agent.

2015:

- Earned his first career Pro Bowl selection after hitting on 30-of-32 field goals and all 25 PATs to tie Josh Brown with a league-best 93.8 field goal percentage.
- His 30 field goals were second in his career, fourth in team history, and his 93.8 percentage was tops in his career, second in team history.
- Opened the season against the N.Y. Giants (9/13) with two field goals and three PATs, giving him 182 career PATs made to pass Mike Clark (180) for second in team history. Also had touchbacks on all six kickoffs.
- Hit two field goals, including a 51-yarder, against New England (10/11) then added two more (30, 48) and a pair of PATs at the N.Y. Giants (10/25).
- For the fifth time in his career - most in team history - converted at least four field goals in a game, making four against Seattle (11/1).
- Converted three PATs, two field goals (41 and 44) and had a touchback on all seven kickoffs against Philadelphia (11/8). Extended his streak of field goals made to 19 - the fourth-longest streak of his career and sixth-longest in club history.
- Went two-of-three, making from 42 and 53 yards before suffering his first miss of the season (48) against Tampa Bay (11/25). Had a streak of 21 straight field goals made snapped - tying the fifth-longest streak in team history.
- On Thanksgiving Day against Carolina (11/26), became the third Cowboy, second kicker, to reach 600 career points after converting two field goals (21 and 48). Also logged his 200th career touchback.
- Named NFC Special Teams Player of the Week at Washington (12/7) after hitting all four field goals, including the game-winning 54-yarder with 0:09 remaining. It was his 10th career game-winner and the longest game-winning field goal in franchise history. He hit from 38, 34 and 20 yards, marking his 20th career three-plus field goal game and his sixth four-field goal game.
- Hit his lone PAT try at Green Bay (12/13) to give him 200 career PATs made, the second kicker (Septien) in club history to reach that mark.
- Logged his 21st career three-field goal game to tie Septien for the most in team history after hitting all three tries (27, 38 and 50) against the N.Y. Jets (12/19).
- Reached 30 field goals on the season for the second time in his career, fourth time in team history, finishing two-of-three at Buffalo (12/27).

2014:

- Went 25-of-29 (86.2) on field goals and was good on all 56 PATs.
- His 56 PATs made tied Danny Villanueva (1966) for third in a season in team history.
- Opened the season against San Francisco (9/7) with a 29-yard field goal, two PATs and three touchbacks on three kickoffs. Extended his streak of consecutive field goals made to 22 - fourth in team history - and passed Michael Irvin (392) for fifth on the club's all-time scoring chart with 395.
- Made all four field goal tries, three from 40-plus and one from 51, in the win at Tennessee (9/14). Became the 15th kicker with four field goals made of 40-plus and the seventh of that group with one from 50-plus. Extended his streak of field goals made to 26 to tie the second-longest streak in team history and topped 400 career points - the fifth Dallas Cowboy and second kicker to that mark.
- Hit both field goals (29 and 40) in the come-from-behind win at St. Louis (9/21) to extend his streak of consecutive field goals made to a club-record 28. Also tied Nick Folk with 131 PATs made after hitting four.

- In the win against New Orleans (9/28), hit a 51-yard field goal to extend his club record streak to 29 straight makes while hitting all five PATs. His 136 career PATs are third in team history.
- Had his club-record streak of consecutive field goals made snapped at 30, missing his second attempt (53 yards) at the end of regulation against Houston (10/5). Came back in overtime to hit his then longest ever game-winner (49 yards) giving him his ninth game-winning field goal, fifth in overtime. Was two-of-three on field goals, two-of-two on PATs and had four touchbacks on five kickoffs.
- Was three-of-three on field goals, including a club-record tying 56-yarder at Seattle (10/12). His first field goal - a 42-yarder - was his 100th career field goal and officially made him the NFL's all-time most accurate placekicker.
- Was true on all four PATs and a 49-yard field goal that put the game out of reach against the N.Y. Giants (10/19).
- After finishing with two PATs and a field goal against Washington (10/27), reached 459 career points to pass Bob Hayes (456) for fourth on Dallas' all-time scoring chart.
- Hit a 52-yarder, his fifth of the season from 50 yards, and had a 35-yarder blocked against Arizona (11/2), then was one-of-two, making one from 54-yards with a 48-yarder blocked in the win over Jacksonville (11/9) in London.
- Tied his season-high with five PATs along with two field goals (35 and 27) in a Thursday night win at Chicago (12/4).
- Was true on five PATs and his only field goal try (49 yards) at Philadelphia (12/14). Topped 500 career points, the fourth player - second kicker - in team history to reach 500. Reached 500 in 62 career games, the second-fastest kicker in NFL history and the second-fewest combined attempts (123 field goals and 168 PATs).
- Attempted and made a career-best six PATs against Indianapolis (12/21). It was the most by a Cowboy since Nick Folk hit six against the N.Y. Giants (9/9/07).
- Closed the season at Washington (12/28) with three field goals (36, 32 and 23) and was true on five PATs. His 14 points gave him 521 for his career to move into third all-time in team history.
- Was one-of-two on field goals - missing from 41 yards but hitting a 51-yarder - three-of-three on PATs and had four touchbacks on five kickoffs in the Wild Card game against Detroit (1/4/15).
- In the Divisional Playoff Game at Green Bay (1/11/15), had a 50-yard field goal try blocked and hit three PATs.

2013:

- Finished the season making 28-of-30 (93.3%) field goals and all 47 PATs for 131 points while forcing 52 touchbacks on 91 kickoffs. His 28 field goals tied for sixth in team history, and he made his last 21 straight.
- Set the single-season club mark for 50+ yard field goals (six) and has the most in a career in club history (11), converting two in a single game three times on the season.
- Opened the season against the N.Y. Giants (9/8) three-of-three on field goals, true on three PATs and seven touchbacks on eight kickoffs.
- At Kansas City (9/15) made all three field goals, two from 50-plus, including a then career-long 53-yarder, to give him 67 career field goals made. Passed Folk and Toni Fritsch (64) for fifth in field goals in team history. Also extended his streak of consecutive field goals made to 20.
- Went one-of-two, missing his first career field goal from 30-39 yards (35) against St. Louis (9/22).
- For the second time this season, was good from 50 yards twice (53) and hit a 44-yarder at Detroit (10/27). His two games with two 50-plus yard field goals are the most in a career in team history and his nine career 50-yard field goals are the most. Now has 75 career field goals to tie Richie Cunningham for third in squad history. His three PATs on the day gave him 100 to tie Billy Gundiff for eighth in team history.
- Moved into third in team history with 77 field goals made after hitting two (41 and 44) against Minnesota (11/3).
- Also took sole possession of eighth with 103 PATs, making three in the game.
- Against Green Bay (12/15) went five-of-five on field goals, including two from 50 yards. He has six 50-yarders made this season and 11 for his career - both club records. It was also his third career game with multiple 50-yard field goals, one of eight players since 2000 to accomplish the feat. He has all three this season, the only one of the eight to do it in a single season. Also had nine touchbacks on nine kickoffs.
- Closed out the season against Philadelphia (12/29) with three field goals (44, 43 and 36) for 21 straight field goals made and one PAT. His 47 PATs made on the season tied for eighth in team history.

2012:

- Finished his second pro season second in team record books and tied for second in the league in 2012 with a 93.5 (29-of-31) field goal percentage - while tying for fourth in team history with 29 field goals made - tied for eighth in the NFL in 2012.
- Opened the season at the N.Y. Giants (9/5) with a 33-yard field goal and true on three PAT tries.
- Went three-of-four on field goals at Baltimore (10/14), hitting from 42, 43 and 34 yards as his miss came from 51 yards and was the potential game-winner.
- Tied a then career-long with a 51-yard field goal and was true on three PATs against the N.Y. Giants (10/28).
- Connected on one field goal (30 yards) and a then career-high tying five PATs in the win at Philadelphia (11/11).
- Hit both PATs and all three field goals, including a 32-yarder with 0:02 left in regulation to force overtime and a 38-yard game-winner in the extra period against Cleveland (11/18). His game-winner was the fifth of his career, the second-most by a Cowboy behind Septon's seven.
- On Thanksgiving Day against Washington (11/22), again hit all three field goal tries, including a then career-high tying 51-yarder. It was his 10th career game with three field goals made to tie Boniol for the third-most games with three-or-more field goals made in team history.
- Tied his then career-high with five PATs and hit his only field goal try (39 yards) against Philadelphia (12/2).
- Hit a 40-yard field goal as time expired to give Dallas the 20-19 win at Cincinnati (12/9). It was his second game-winner of the season, sixth of his career. Was also true on a 37-yarder earlier in the game.
- Hit both field goals (50 and 21 yards) with the 21-yarder coming with 13:36 remaining in overtime to beat Pittsburgh (12/26). It was his third game-winning kick of the season and seventh of his career to tie Septon for the most in team history.

2011:

- Finished the season 32-of-37 on field goal tries for the second-best field goal percentage by a rookie in franchise history (86.5). Also had a club rookie record for most field goals made in a season (32), longest streak of field goals by a rookie in team and NFL history (26) and most field goals made by a rookie in a single game in team history (six).
- Named to the Pro Football Writers of America All-Rookie Team.
- Made his NFL debut and connected on his lone field goal try (34 yards) and all three PATs at the N.Y. Jets (9/11).
- In the overtime win at San Francisco (9/18), was two-of-three on field goals, including a 48-yarder to send the game into overtime and the 19-yard game-winning field goal.
- Named NFC Special Teams Player of the Week following the home-opening win over Washington (9/26) after establishing a club rookie record and tying a league rookie record with six field goals made. His final try was a 40-yarder that gave Dallas an 18-16 advantage with 1:47 remaining.

- Handled all kicking duties against Detroit (10/2) and was three-of-three on field goals and PATs. Had touchbacks on three-of-five kickoffs.
- Improved his streak of field goals made to 16 with two made against St. Louis (10/23). Tied Folk for the fourth-longest streak in franchise history. Was also true on his first career 50-yard attempt (51).
- Took over punting duties in the second half of the game at Philadelphia (10/30) with Mat McBriar (foot) sidelined and punted twice for a gross of 39.5 and net of 37.0 to go with a PAT.
- Made all three field goal tries to up his streak to 19 straight and pass Folk (16) and Richie Cunningham (18) for the third-longest streak in club history against Seattle (11/6).
- Added three more without a miss in the win over Buffalo (11/13) and was true on a career-high five PAT tries.
- Made his third game-winning field goal with a 39-yarder in the overtime win at Washington (11/20).
- Connected on a 28-yard field goal as time expired to give the Cowboys the win on Thanksgiving Day against Miami (11/24). Made two field goals to up his streak to 26 to tie Boniol (1995) for the second-longest streak in club history. It was his fourth game-winning field goal of the season - a league rookie record.
- Had his streak of consecutive field goals made snapped at 26, missing his first attempt (53 yards) at Arizona (12/4). Finished two-of-four on the day, converting from 50 and 37 yards out and missing from 53 and 49.
- Suffered his first career block on a 47-yard attempt against the N.Y. Giants (12/11). Was two-of-three (good from 49 yards twice). His 31 field goals made tied for fourth in a rookie season in league history.

COLLEGE:

- Left OSU as the university's leading scorer (370 points - 57-of-72 FGs and 199-of-207 PATs) and fifth-leading scorer in conference history.
- Finished his final campaign with a team-best 149 points, splitting the uprights on 68-of-70 PATs and 27-of-31 field goals and was a Lou Groza Award winner and the Big 12 Special Teams Player of the Year.
- Had a streak of 182 PATs made snapped with a block at Texas.
- As a junior converted all 46 PAT attempts and was true on 13-of-18 field goal tries, including a 51-yarder.
- Finished fifth among Big 12 kickers with 85 points.
- Finished second on the team - to current Cowboys teammate Dez Bryant - and fifth in the Big 12 with 110 points, converting 15-of-19 field goal attempts (78.9%) and was perfect on all 65 PAT tries as a sophomore.
- Had a string of 10 straight field goal conversions snapped in the Holiday Bowl.
- His 78.9 field goal conversion percentage was good for second in the Big 12.
- As a true freshman, converted all 20 PAT tries and two-of-four field goals.

PERSONAL:

- Was an all-state and all-conference kicker and first-team all-city punter selected by *The Oklahoman* at Southwest Covenant High School in Mustang, Okla.
- Had 51 touchbacks on 61 kickoffs as a senior and holds the school's record for longest field goal (50 yards), most field goals in a season (seven) and career (14).
- Was an individual state champion golfer.
- Earned his degree in business management from Oklahoma State.

COMMUNITY:

- 2011 Rookie Club presented by UnitedHealthcare.
- 2012-16 Dallas Cowboys Draft Day/Fan Appreciation Party.
- 2012 "Dallas" TV Show Premiere attendee.
- 2012-16 Dallas Cowboys U High School Camp.
- 2013 Salvation Army Oklahoma Disaster Relief Phone Bank.
- 2014 NFL Play 60 clinic, London, England.
- 2014 Fan Appreciation Pep Rally, London, England.
- 2014 Junior League of Dallas.
- 2014-16 Community Volunteer Fair with United Healthcare.
- 2014 Served an early Thanksgiving Meal at The Salvation Army.
- 2015-16 Dirk Nowitzki Heroes Celebrity Baseball Game.
- WrestleMania 32 week community event at WrestleMania Pro-Am Golf Tournament.
- Annual Team Holiday Hospital Visits.
- Kick Off Luncheon and Dallas Cowboys Family Cookbook benefiting Happy Hill Farm.
- Make-A-Wish Foundation of North Texas.
- Salvation Army Angel Tree Christmas Program.

BAILEY'S COWBOYS TOTALS

		SCORING									
Year Team	GP-GS	FGM	FGA	Pct	Long	Blk	XP	XPA	Pct	Blk	Points
2011 Dallas.....	16-0	32	37	86.5	51	1	39	39	100.0	0	135
2012 Dallas.....	16-0	29	31	93.5	51	0	37	37	100.0	0	124
2013 Dallas.....	16-0	28	30	93.3	53	0	47	47	100.0	0	131
2014 Dallas.....	16-0	25	29	86.2	56	1	56	56	100.0	0	131
2015 Dallas.....	16-0	30	32	93.8	54	0	25	25	100.0	0	115
Totals	80-0	144	159	90.6	56	2	204	204	100.0	0	636

Playoffs

2014 Dallas.....	2-0	1	3	33.3	51	1	6	6	100.0	0	9
------------------	-----	---	---	------	----	---	---	---	-------	---	---

FIELD GOAL ACCURACY

Year Team	10-19	Pct	20-29	Pct	30-39	Pct	40-49	Pct	50+	Pct
2011 Dallas.....	1-1	100.0	8-9	88.9	11-11	100.0	10-12	83.3	2-4	50.0
2012 Dallas.....	1-1	0.0	5-5	100.0	13-13	100.0	7-7	100.0	3-5	60.0
2013 Dallas.....	2-2	100.0	2-2	100.0	8-9	88.9	10-10	100.0	6-7	85.7
2014 Dallas.....	0-0	0.0	6-6	100.0	6-7	85.7	8-9	88.9	5-7	71.4
2015 Dallas.....	0-0	0.0	9-9	100.0	10-10	100.0	6-7	85.7	5-6	83.3
Totals	4-4	100.0	30-31	96.8	48-50	96.0	41-45	91.1	21-29	72.4

Playoffs

2014 Dallas.....	0-0	0.0	0-0	0.0	0-0	0.0	0-1	0.0	1-2	50.0
------------------	-----	-----	-----	-----	-----	-----	-----	-----	-----	------

Year Team	KICKOFFS				SPECIAL TEAMS TACKLES							
	No	Yds	Avg	TB	Solo	Ast	Tot	FF	FR	BP	BFG	BX
2011 Dallas	67	4,340	64.8	24	2	2	4	0	0	0	0	0
2012 Dallas	79	5,123	64.8	30	2	1	3	0	0	0	0	0
2013 Dallas	91	5,873	64.5	52	2	1	3	0	0	0	0	0
2014 Dallas	95	6,135	64.6	52	2	0	2	0	0	0	0	0
2015 Dallas	71	4,598	64.8	49	0	0	0	0	0	0	0	0
Totals	403	26,069	64.7	207	8	4	12	0	0	0	0	0

Playoffs												
2014 Dallas	9	545	60.6	5	0	0	0	0	0	0	0	0

ADDITIONAL STATISTICS
Punts – 2011 (2 for 79, 39.5 avg., 37.0 net).

SINGLE-GAME HIGHS
Long Field Goal – 56 at Seattle, 10/12/14
Field Goals Made – 6 vs. Washington, 9/26/11
Field Goals Attempted – 6 vs. Washington, 9/26/11
PATs Made – 6 vs. Indianapolis, 12/21/14

BAILEY'S CAREER 50-YARD FIELD GOALS
(21 total)

56 at Seattle, 10/12/14	52 vs. Arizona, 11/2/04	51 vs. New Orleans, 9/28/14
54 at Jacksonville (Lon), 11/9/14	52 vs. Seattle, 11/1/15	51 vs. New England, 10/11/15
54 at Washington, 12/7/15	51 at Kansas City, 9/15/13	50 at Arizona, 12/4/11
53 at Kansas City, 9/15/13	51 vs. St. Louis, 10/23/11	50 vs. Pittsburgh, 12/16/12
53 at Detroit, 10/27/13	51 vs. N.Y. Giants, 10/28/12	50 vs. Green Bay, 12/15/13
53 at Detroit, 10/27/13	51 vs. Washington, 11/22/12	50 vs. Green Bay, 12/15/13
53 at Tampa Bay, 11/15/15	51 at Tennessee, 9/14/14	50 vs. N.Y. Jets, 12/19/15

BAILEY'S CAREER GAME-BY-GAME FIELD GOALS
2011 (Dallas)

Game	10-19	20-29	30-39	40-49	50+	Total
L-@ NYJ 9/11	0-0	0-0	1-1 (34)	0-0	0-0	1-1
W-@ SF 9/18	1-1 (19)	0-1 (21M)	0-0	1-1 (48)	0-0	2-3
W-Was 9/26	0-0	2-2 (27,23)	1-1 (32)	3-3 (41,41,40)	0-0	6-6
L-Det 10/2	0-0	1-1 (23)	1-1 (35)	1-1 (41)	0-0	3-3
L-@ NE 10/16	0-0	2-2 (22,26)	0-0	1-1 (48)	0-0	3-3
W-SIL 10/23	0-0	0-0	1-1 (30)	0-0	1-1 (51)	2-2
L-@ Phi 10/31						
W-Sea 11/6	0-0	2-2 (20,20)	0-0	1-1 (42)	0-0	3-3
W-Buf 11/13	0-0	0-0	2-2 (36,31)	1-1 (45)	0-0	3-3
W-@ Was 11/20	0-0	0-0	2-2 (37,39)	0-0	0-0	2-2
W-Mia 11/24	0-0	1-1 (28)	1-1 (32)	0-0	0-0	2-2
L-@ Ari 12/4	0-0	0-0	1-1 (37)	0-1 (49M)	1-2 (53M,50)	2-4
L-NYG 12/11	0-0	0-0	0-0	2-3 (49,49,47B)	0-0	2-3
W-@ TB 12/17	0-0	0-0	1-1 (30)	0-0	0-0	1-1
L-Phi 12/24						
L-@ NYG 1/1/12	0-0	0-0	0-0	0-0	0-1 (52M)	0-1
Totals	1-1	8-9	11-11	10-12	2-4	32-37

2012 (Dallas)

Game	10-19	20-29	30-39	40-49	50+	Total
W-@ NYG 9/5	0-0	0-0	1-1 (33)	0-0	0-0	1-1
L-@ Sea 9/16						
W-TB 9/23	0-0	2-2 (26,22)	1-1 (32)	0-0	0-0	3-3
L-CHI 10/1	0-0	0-0	1-1 (39)	0-0	0-0	1-1
L-@ Bal 10/14	0-0	0-0	1-1 (34)	2-2 (42,43)	0-1 (51M)	4-4
W-@ Car 10/21	1-1 (19)	1-1 (28)	1-1 (38)	1-1 (49)	0-0	4-4
L-NYG 10/28	0-0	0-0	0-0	0-0	1-1 (51)	1-1
L-@ Atl 11/4	0-0	1-1 (23)	1-1 (32)	0-0	0-1 (54M)	2-3
W-@ Phi 11/11	0-0	0-0	1-1 (30)	0-0	0-0	1-1
W-Cle 11/18	0-0	0-0	2-2 (30,33)	1-1 (44)	0-0	3-3
L-Was 11/22	0-0	0-0	2-2 (30,33)	0-0	1-1 (51)	3-3
W-Phi 12/2	0-0	0-0	1-1 (39)	0-0	0-0	1-1
W-@ Cin 12/9	0-0	0-0	1-1 (37)	1-1 (40)	0-0	2-2
W-Pit 12/16	0-0	1-1 (21)	0-0	0-0	1-1 (50)	2-2
L-NO 12/23	0-0	0-0	0-0	1-1 (47)	0-0	1-1
L-@ Was 12/30	0-0	0-0	0-0	1-1 (48)	0-0	1-1
Totals	1-1	5-5	13-13	7-7	3-5	29-31

2013 (Dallas)

Game	10-19	20-29	30-39	40-49	50+	Total
W-NYG 9/8	0-0	0-0	2-2 (30,38)	1-1 (45)	0-0	3-3
L-@ KC 9/15	0-0	0-0	1-1 (30)	0-0	2-2 (51,53)	3-3
W-SIL 9/22	1-1 (19)	0-0	0-1 (35M)	0-0	0-0	1-2
L-@ SD 9/29	0-0	0-0	0-0	0-0	0-1 (56M)	0-1
L-Den 10/6	0-0	0-0	0-0	2-2 (43,48)	0-0	2-2
W-Was 10/13	0-0	0-0	0-0 (30)	0-0	0-0	1-1
W-@ Phi 10/20	0-0	0-0	1-1 (38)	0-0	0-0	1-1
L-@ Det 10/27	0-0	0-0	0-0	1-1 (44)	2-2 (53,53)	3-3

STAFF

DAN
BAILEY

2015 SEASON

RECORDS

PLAYOFF
RECORDS

HISTORY

SIDELINES

2013 (Dallas), cont.							
Game	10-19	20-29	30-39	40-49	50+	Total	
W-Min 11/3.....	0-0	0-0	0-0	2-2 (41,44)	0-0	2-2	
L-@ NO 11/10.....	0-0	0-0	1-1 (37)	0-0	0-0	1-1	
W-@ NYG 11/24.....	0-0	0-0	1-1 (35)	0-0	0-0	1-1	
W-Oak 11/28.....	1-1 (19)	0-0	0-0	0-0	0-0	1-1	
L-@ Chi 12/9.....							
L-GB 12/15.....	0-0	1-1 (23)	0-0	2-2 (47,43)	2-2 (50,50)	5-5	
W-@ Was 12/22.....	0-0	1-1 (25)	0-0	0-0	0-0	1-1	
L-Phi 12/29.....	0-0	0-0	1-1 (36)	2-2 (44,43)	0-0	3-3	
Totals	2-2	2-2	8-9	10-10	6-7	28-30	

2014 (Dallas)							
Game	10-19	20-29	30-39	40-49	50+	Total	
L-SF 9/7.....	0-0	1-1 (29)	0-0	0-0	0-0	1-1	
W-@ Ten 9/14.....	0-0	0-0	0-0	3-3 (48,44,48)	1-1 (51)	4-4	
W-@ STL 9/21.....	0-0	1-1 (29)	0-0	1-1 (40)	0-0	2-2	
W-NO 9/28.....	0-0	0-0	0-0	0-0	1-1 (51)	1-1	
W-Hou 10/5.....	0-0	0-0	1-1 (33)	1-1 (49)	0-1 (53M)	2-3	
W-@ Sea 10/12.....	0-0	0-0	1-1 (31)	1-1 (42)	1-1 (56)	3-3	
W-NYG 10/19.....	0-0	0-0	0-0	1-1 (49)	0-0	1-1	
L-Was 10/27.....	0-0	1-1 (21)	0-0	0-0	0-0	1-1	
L-Ari 11/2.....	0-0	0-0	0-1 (35B)	0-0	1-1 (52)	1-2	
W-@ Jac 11/9 (Lon.)	0-0	0-0	0-0	0-1 (48B)	1-1 (54)	1-2	
W-@ NYG 11/23.....	0-0	0-0	1-1 (38)	0-0	0-0	1-1	
L-Phi 11/27.....	0-0	1-1 (28)	0-0	0-0	0-0	1-1	
W-@ Chi 12/4.....	0-0	1-1 (27)	1-1 (35)	0-0	0-0	2-2	
W-@ Phi 12/14.....	0-0	0-0	0-0	1-1 (49)	0-0	1-1	
W-Ind 12/21.....	0-0	0-0	0-0	0-0	0-1 (52M)	0-1	
W-@ Was 12/28.....	0-0	1-1 (23)	2-2 (36,32)			3-3	
Totals	0-0	6-6	6-7	8-9	5-7	25-29	

Playoffs							
W-Det 1/4/15.....	0-0	0-0	0-0	0-1 (41M)	1-1 (51)	1-2	
L-@ GB 1/11/15.....	0-0	0-0	0-0	0-0	0-1 (50B)	0-1	
Totals	0-0	0-0	0-0	0-1	1-2	1-3	

2015 (Dallas)							
Game	10-19	20-29	30-39	40-49	50+	Total	
W- NYG 9/13.....	0-0	1-1 (21)	1-1 (32)	0-0	0-0	2-2	
W-@ Phi 9/20.....	0-0	2-2 (20,28)	0-0	0-0	0-0	2-2	
L-Ari 9/27.....							
L-@ NO 10/4.....	0-0	0-0	2-2 (30,38)	0-0	0-0	2-2	
L-NE 10/11.....	0-0	1-1 (23)	0-0	0-0	1-1 (51)	2-2	
L-@ NYG 10/25.....	0-0	0-0	1-1 (30)	1-1 (48)	0-0	2-2	
L-Sea 11/1.....	0-0	1-1 (27)	2-2 (33,35)	0-0	1-1 (52)	4-4	
L-Phi 11/8.....	0-0	0-0	0-0	2-2 (41,44)	0-0	2-2	
L-@ TB 11/15.....	0-0	0-0	0-0	1-2 (42,48M)	1-1 (53)	2-3	
W-@ Mia 11/22.....	0-0	0-0	1-1 (30)	0-0	0-0	1-1	
L-Car 11/26.....	0-0	1-1 (21)	0-0	1-1 (48)	0-0	2-2	
W-@ Was 12/7.....	0-0	1-1 (20)	2-2 (38,34)	0-0	1-1 (54)	4-4	
L-@ GB 12/13.....							
L-NYJ 12/19.....	0-0	1-1 (27)	1-1 (38)	0-0	1-1 (50)	3-3	
L-@ Buf 12/27.....	0-0	1-1 (22)	0-0	1-1 (46)	0-1 (50M)	2-3	
L-Was 1/3/16.....							
Totals	0-0	9-9	10-10	6-7	5-6	30-32	

COLE BEASLEY

11 • Wide Receiver

5-8 • 180 • 4/26/89

Southern Methodist • FA for '12

NFL: 5th Year • Cowboys: 5th Year

Games/Starts: 2015-16/3; Career-56/8

Postseason: 2015-0/0; Career-2/0



PRO: Cole Beasley became the only rookie free agent of 2012 to make Dallas' roster out of training camp after finishing the preseason tied for the team lead with 10 catches and second with 144 yards. Beasley saw time in the regular season as the club's slot receiver and on special teams units, playing in 10 games as a rookie, and caught 15

passes for 128 yards. He saw more playing time in his second season as he became a valuable asset to the offense in clutch situations, starting the first three games of his career and finishing with 39 catches for 368 yards with two touchdowns, playing in 14 games. Beasley emerged as a clutch receiver in 2014 as 26 (fourth on the team) of his 37 catches went for first downs, including 11 (third) on third or fourth down. Prior to the start of 2015 free agency, Beasley signed a four-year contract to keep him in Dallas through 2018. With injuries in the receiving corps in 2015, Beasley saw extended time, and had career-bests in receptions (52), receiving yards (536) and touchdowns (five) - tops on the team. Hailing from nearby Little Elm, Texas and prepping collegiately in Dallas at Southern Methodist, Beasley returns in 2016 entrenched as the team's third receiver and as another option in the punt return game.

TRANSACTION SUMMARY:

3/3/15: Signed a four-year contract as a restricted free agent with Dallas through 2018.

5/4/12: Signed with Dallas as a rookie free agent.

2015:

- Led the team with a career-high five touchdowns, while tying for second with a career-best 52 catches and finishing third with a personal-high 536 yards.
- In the season-opening win against the N.Y. Giants (9/13), caught four passes for 49 yards and had one fumble that was returned for a touchdown. Had one punt return for -3 yards and two fair catches.
- Topped 100 career catches and 1,000 career receiving yards with four for 49 against Atlanta (9/27).
- Led the team at New Orleans (10/4) with six catches and was second with 62 yards.
- Had a career day against Philadelphia (11/8), posting career-highs in receptions (nine) and yards (112) with a career-high tying two touchdowns. Along with Bryant's 104 yards and McFadden's 117 rushing yards, it was the first time since 1999 a Cowboys trio posted two 100-yard receivers and a 100-yard rusher.
- Started his first game of the season, opening as the third wideout at Tampa Bay (11/15) and caught one pass for eight yards and returned two punts for 23, including a career-long 22-yarder.
- In his 50th career game, caught one pass for 14 yards at Miami (11/22), then led the team with six catches for 44 yards (second) and the team's lone touchdown on Thanksgiving Day against Carolina (11/26).
- Caught three passes for 25 yards at Green Bay (12/13) to give him a career-best 42 catches on the year.
- Started in a three-receiver set against the N.Y. Jets (12/19) and caught three passes for 37 yards to establish a single-season career-high with 454 yards.
- Started in place of Bryant (foot) at Buffalo (12/27) and caught two passes for 29 yards, then caught five passes for 53 yards with a team-best two touchdowns in the finale against Washington (1/3/16).

2014:

- Tied for fourth on the team with 37 catches and four touchdowns and was fourth with 420 yards.
- In the opener against San Francisco (9/7), tied for the lead with four catches - all first downs - for 42 yards.
- Converted a third-and-seven on a 10-yard catch - his only reception - at Tennessee (9/14).
- Started in a three-receiver set in the win against New Orleans (9/28) and caught two passes for 14 yards.
- Had one catch for 11 yards against Arizona (11/2) and one for 12 yards at Jacksonville (11/9) in London.
- Had two catches for 66 yards with a career-long 45-yard catch for a touchdown on third down in the win at the N.Y. Giants (11/23), then had four catches for 41 yards in the loss against Philadelphia (11/27).
- Caught three passes for 42 yards and a pair of touchdowns - his first multi-score game - in the Thursday night win at Chicago (12/4).
- In the NFC East clinching win over Indianapolis (12/21), caught two balls for 29 yards with a 24-yard touchdown.
- In the season-ending win at Washington (12/28), led the team with six catches for 57 yards.
- In his postseason debut in a Wild Card game against Detroit (1/4/15), caught four passes - three for first downs, one on third down - for 63 yards.

2013:

- Finished his second season with his first three career starts, playing in 14 games and catching 39 passes for 368 yards with two touchdowns and 10 punt returns for 68 yards.
- Made his season debut in the win over St. Louis (9/22) and caught one pass for seven yards and returned the first two punts of his career for 15 yards.
- Had his first career touchdown on a four-yard grab, finishing with four catches for 47 yards and the score against Denver (10/6).
- Earned his first career start as the team opened with three wideouts at Philadelphia (10/20) and caught six passes for 53 yards.
- Had one catch and returned his first career kickoff 11 yards at New Orleans (11/10).
- Caught two passes for 20 yards with a touchdown at Chicago (12/9) then had three catches for 19 yards and a punt return for seven against Green Bay (12/15).
- Started as the third receiver at Washington (12/22) and caught two passes for 29 yards with a 20-yard catch on fourth-and-one to setup a Dallas field goal, pulling the team within seven.

2012:

- Made his NFL debut on offense and special teams at the N.Y. Giants (9/5) but did not record any stats.
- Played receiver in the fourth quarter against Chicago (10/1) and had his first career catches - two for 14 yards.
- Had one catch for eight yards at Atlanta (11/4) and one for three yards in the win at Philadelphia (11/11).
- Added one catch for eight yards against Cleveland (11/18) before finishing third on the team in receptions (seven) and fourth in yards (68) with a long of 20 yards on Thanksgiving Day against Washington (11/22).
- Had two catches for 14 yards with one on third down on a touchdown drive against Pittsburgh (12/16).

COLLEGE:

- As a senior, started all 12 games he played and led the team with 86 catches for 1,040 yards (second on the team) and a pair of touchdowns.
- Started all 14 games as a junior and named second-team All-Conference USA with 1,060 yards and six touchdowns on 87 catches - second in a season in school history.
- As a sophomore, played all 12 games with seven starts and was fourth on the squad with 40 catches, 493 yards and three touchdowns.
- Played in 11 games with seven starts as a freshman and finished third on the team with 42 catches for 366 yards and three touchdowns.

PERSONAL:

- Rushed for 1,184 yards and 12 touchdowns on 157 carries, passed for 1,570 yards and 12 touchdowns and picked off three passes on defense while at Little Elm High School.

- Selected as a district co-MVP.
- Majored in sociology while at SMU.

COMMUNITY:

- 2012 Rookie Club presented by UnitedHealthcare.
- 2012-16 Dallas Cowboys U High School Camp.
- 2014 NFL Play 60 clinic, London, England.
- 2014 Fan Appreciation Pep Rally, London, England.
- 2015 Draft Day/Fan Appreciation Party.
- 2016 Thanksgiving Day Play 60 Camp/PSA
- 2015-16 Dirk Nowitzki Heroes Celebrity Baseball Game.
- Annual Team Holiday Hospital Visits.
- Kickoff Luncheon and Dallas Cowboys Family Cookbook benefiting Happy Hill Farm.
- Make-A-Wish Foundation of North Texas.
- Salvation Army Angel Tree Christmas Program.

BEASLEY'S COWBOYS TOTALS

		RECEIVING					PUNT RETURNS					
Year Team	GP-GS	No	Yds	Avg	Long	TD	No	Yds	Avg	FC	Long	TD
2012 Dallas	10-0	15	128	8.5	20	0	0	0	0.0	0	0	0
2013 Dallas	14-3	39	368	9.4	23	2	10	68	6.8	3	14	0
2014 Dallas	16-2	37	420	11.4	45t	4	0	0	0.0	0	0	0
2015 Dallas	16-3	52	536	10.3	30	5	12	69	5.8	17	22	0
Totals	56-8	143	1,452	10.2	45t	11	22	137	6.2	20	22	0
Playoffs												
2014 Dallas2-0	7	101	14.4	19	0	0	0	0.0	0	0	0

ADDITIONAL STATISTICS

Kickoff Returns – 2013 (1 for 11).

SINGLE-GAME HIGHS

Receptions – 9 vs. Philadelphia, 11/8/15

Receiving Yards – 112 vs. Philadelphia, 11/8/15

Touchdown Catches – 2, three times, last vs. Washington, 1/3/16

BEASLEY'S CAREER GAME-BY-GAME RECEIVING

2012 (Dallas)						2014 (Dallas)					
Game	No	Yds	Avg	Long	TD	Game	No	Yds	Avg	Long	TD
W-@ NYG 9/5.....						L-SF 9/7.....	4	42	10.5	13	0
L-@ Sea 9/16.....			INACTIVE			W-@ Ten 9/14.....	1	10	10.0	10	0
W-TB 9/23.....			INACTIVE			W-@ STL 9/21.....	1	9	9.0	9	0
L-Chi 10/1.....	2	14	7.0	7	0	W-NO 9/28.....	2	14	7.0	10	0
L-@ Bal 10/14.....			INACTIVE			W-Hou 10/5.....	4	23	5.8	8	0
W-@ Car 10/21.....			INACTIVE			W-@ Sea 10/12.....	1	11	11.0	11	0
L-NYG 10/28.....						W-NYG 10/19.....					
L-@ Atl 11/4.....	1	8	8.0	8	0	L-Was 10/27.....	1	11	11.0	11	0
W-@ Phi 11/11.....	1	3	3.0	3	0	L-Ari 11/2.....	1	12	12.0	12	0
W-Cle 11/18.....	1	8	8.0	8	0	W-@ Jac 11/9 (Lon.)	1	11	11.0	11	0
L-Was 11/22.....	7	68	9.7	20	0	W-@ NYG 11/23.....	2	66	33.0	45t	1
W-Phi 12/2.....	1	13	13.0	13	0	L-Phi 11/27.....	4	41	10.3	16	0
W-@ Cin 12/9.....			DID NOT PLAY			W-@ Chi 12/4.....	3	42	14.0	24t	2
W-Pit 12/16.....	2	14	7.0	8	0	W-@ Phi 12/14.....	4	42	10.5	13	0
L-NO 12/23.....						W-Ind 12/21.....	2	29	14.5	24t	1
L-@ Was 12/30.....						W-@ Was 12/28.....	6	57	9.5	19	0
Totals	15	128	8.5	20	0	Totals	37	420	11.4	45t	4
2013 (Dallas)						2015 (Dallas)					
Game	No	Yds	Avg	Long	TD	Game	No	Yds	Avg	Long	TD
W-NYG 9/8.....			DID NOT PLAY			W- NYG 9/13.....	4	49	12.3	16	0
L-@ KC 9/15.....			DID NOT PLAY			W-@ Phi 9/20.....	4	14	3.5	9	0
W-STL 9/22.....	1	7	7.0	7	0	L-Atl 9/27.....	4	49	12.3	20	0
L-@SD 9/29.....	3	16	5.3	6	0	L-@ NO 10/4.....	6	62	10.3	19	0
L-Den 10/6.....	4	47	11.8	23	1	L-NE 10/11.....	4	40	10.0	21	0
W-Was 10/13.....	4	44	11.0	14	0	L-@ NYG 10/25.....					
W-@ Phi 10/20.....	6	53	8.8	14	0	L-Sea 11/1.....					
L-@ Det 10/27.....	1	8	8.0	8	0	L-Phi 11/8.....	9	112	12.4	30	2
W-Min 11/3.....	6	68	11.3	18	0	L-@ TB 11/15.....	1	8	8.0	8	0
L-@ NO 11/10.....	1	18	18.0	18	0	W-@ Mia 11/22.....	1	14	14.0	14	0
W-@ NYG 11/24.....	2	13	6.5	13	0	L-Car 11/26.....	6	44	7.3	17	1
W-Oak 11/28.....	3	19	6.3	9	0	W-@ Was 12/7.....					
L-@ Chi 12/9.....	2	20	10.0	11	1	L-@ GB 12/13.....	3	25	8.3	12	0
L-GB 12/15.....	3	19	6.3	9	0	L-NYJ 12/19.....	3	37	12.3	23	0
W-@ Was12/22.....	2	29	14.5	20	0	L-@ Buf 12/27.....	2	29	14.5	25	0
L-Phi 12/29.....	1	7	7.0	7	0	L-Was 1/3/16.....	5	53	10.6	22	2
Totals	39	368	9.4	23	2	Totals	52	536	10.3	30	5

CHARLES BROWN

78 • Tackle

6-5 • 300 • 3/10/87

Southern California • FA for '15

NFL: 7th Year • Cowboys: 2nd Year

Games/Starts: 2015-15/1; Career-54/23

Postseason: 2015-0/0; Career-0/0



PRO: A former tight end that converted to tackle at USC, Charles Brown came to Dallas with the hopes of solidifying the Cowboys heavily utilized swing tackle position. An athletic lineman that relies on his foot quickness, agility and ability to recover and sustain blocks more than raw power, Brown was originally a second round draft choice (64th overall) by New Orleans in the 2010 NFL Draft. After spending three years refining his craft as a reserve on the Saints line, Brown earned a starting spot in 2013 as the team's left tackle, starting 14-of-16 games up front for an explosive offensive attack. After battling injuries for much of his career, Brown left the Saints in 2014, signing with the N.Y. Giants. He was released mid-season, and spent 2015 training camp with the N.Y. Jets before his release at the final cut date. He signed with Dallas after opening weekend then saw time in 15 games with one start, playing in the jumbo package and on field goal units. Brown has seen action in 54 games throughout his career, starting 23.

TRANSACTION SUMMARY:

3/11/16: Signed a one-year contract as an unrestricted free agent with Dallas through 2016.

9/15/15: Signed with Dallas.

6/12/15: Signed with the N.Y. Jets and released (9/5).

11/22/14: Released by the N.Y. Giants.

4/1/14: Signed with the N.Y. Giants.

11/2/11: Placed on Reserve/Injured with a hip injury.

4/23/10: Drafted in the second round (64th overall) by New Orleans.

2015 (N.Y. Jets/Dallas):

- Signed with the N.Y. Jets prior to training camp, was released at the end, then signed with Dallas after Week 1.
- Played in 15 games with one start after arriving in Dallas, seeing time on offense in the jumbo package and as a swing tackle while a majority of his snaps came on field goal units.
- Made his Cowboys debut at Philadelphia (9/20), starting as the offense opened with three tackles. Helped the offense to a 40:25 time of possession.
- Made his 50th career appearance in the game at Washington (12/7).

2014 (N.Y. Giants):

- Played in two games as a reserve lineman for the Giants, at Dallas (10/19) and against San Francisco (11/16), allowing one sack and drawing no penalties.
- Made his first appearance of the season for the Giants at Dallas, blocking for a Giants offense that gained 352 net yards and 104 rushing yards.

2013 (New Orleans):

- Started 14 games at left tackle for the Saints and saw action on special teams for the final two contests.
- Helped pass protect during a win against Miami (9/30) when the Saints threw for a season-high 397 yards.
- Started against Dallas (11/10) and protected in an effort where the Saints set an NFL record with 40 first downs and a franchise record with 625 total net yards.

2012 (New Orleans):

- Appeared in 10 games with three starts, two in place of an injured Zach Strief at right tackle, before being placed on Reserve/Injured with a knee injury.
- Saw action throughout the season at tackle, on special teams and as a blocking tight end.
- Started at right tackle and helped the offense gain 440 yards, with 148 rushing, against Atlanta (11/11).

2011 (New Orleans):

- Played in eight games, including five starts in place of an injured Strief at right tackle, before being placed on Reserve/Injured with a hip injury on Nov. 2.
- Contributed to an offensive line that won the 2011 Madden Most Valuable Protectors of the Year Award.
- Helped the offense put together 557 total yards, including 236 rushing, against Indianapolis (10/23).

2010 (New Orleans):

- Played in three games and was inactive for the other 13 and playoff game.
- Made his NFL debut on special teams in opener against Minnesota (9/9).

COLLEGE:

- Appeared in 48 games at the University of Southern California from 2006-09, starting 27 at left and right tackle, after originally coming to campus as a tight end.
- Started all 13 contests at left tackle as a senior in 2009, surrendered only two sacks and was penalized only twice, earning *Sporting News* first-team All-American and All-Pac 10 first-team honors.
- In 2008 started all 13 games at left tackle, allowed only three sacks and was penalized just once for the nation's 11th ranked offense, earning him All-Pac 10 honorable mention.
- In 2007 appeared in nine contests as a reserve lineman and started one contest at right tackle.
- Appeared in all 13 games as a reserve lineman and on special teams as a redshirt freshman in 2006.

PERSONAL:

- Attended Diamond Ranch High School in Chino Hills, Calif., where he competed as a two-way lineman and tight end, earning *Los Angeles Times* All-San Gabriel Valley Lineman of the Year as a senior.
- Earned a degree in sociology and psychology at USC.

COMMUNITY:

- WrestleMania 32 week community event at Dave & Buster's for Make-a-Wish.
- 2016 Dallas Cowboys U High School Camp.

STAFF

CHARLES
BROWN

2015 SEASON

RECORDS

PLAYOFF
RECORDS

HISTORY

SIDELINES

BROWN'S NFL TOTALS

GAMES/STARTS (regular season, playoffs): 2010 (3/0-NO), 2011 (8/5-NO), 2012 (10/3-NO), 2013 (16/14-NO), 2014 (2/0-NYG), 2015 (15/1). **Totals: 54/23.**

DEZ BRYANT

88 • Wide Receiver

6-2 • 220 • 11/4/88

Oklahoma State • D1 for *10 (24th overall)

NFL: 7th Year • Cowboys: 7th Year

Games/Starts: 2015-9/9; Career-84/70

Postseason: 2015-0/0; Career-2/2



PRO BOWLS



PRO: Regarded by many as one of the top wide receivers and all-around collegiate athletes in the 2010 NFL Draft class, Bryant found a home with the Cowboys when Dallas traded its 27th overall pick along with a third round choice to New England for the 24th overall pick and a fourth round selection to move up to take the wide receiver. Bryant did not disappoint in his injury-shortened rookie season as he finished second all-time among club rookies with 45 catches, third with six receiving touchdowns, tied for fifth with eight overall touchdowns and fifth with 564 yards. As was the case at Oklahoma State, Bryant also proved to be a threat on special teams as he returned two punts for touchdowns, including a 93-yarder, averaged 14.3 yards-per-punt return and 22.4 yards-per-kickoff return. In his second pro season, Bryant finished second on the team in all receiving categories with 63 catches for 928 yards and nine touchdowns. He also led the team with 103 yards on 15 punt returns for a 6.9-yard average. The 2012 season was a breakout season for the receiver as Bryant led the team with a career-best 1,382 yards and 12 touchdowns while finishing second with 92 catches. His 1,382 yards were sixth in the NFL and fourth in a season in club history while his 12 touchdowns were third in the NFL and tied for fifth in team books. Bryant established a career-best with 224 yards against New Orleans (12/23) - the 10th 200-yard outing in franchise history. His mid-season emergence led to a seven-game touchdown streak to tie the longest in club history as he racked up the most touchdowns (10) and the third-most yards in the league through the final eight games of the season. In 2013 Bryant continued to improve into a dominant receiver, leading the team in all receiving categories with 93 catches (a career-high), 1,233 yards and 13 touchdowns - a then career-high and previously tied for third in a season in team history. Bryant finished the season with a touchdown in each of the last five games, and he earned his first career trip to the Pro Bowl for his efforts in 2013. The 2014 season added to the evolution of one of the best wide receivers in the NFL as Bryant led the league with a club-record 16 touchdowns to earn his second straight Pro Bowl selection along with All-Pro honors, while placing eighth with his third straight 1,000-yard season (1,320) and 12th with 88 catches. The two-time Pro Bowl receiver signed a five-year contract extension prior to training camp in 2015 but struggled with a foot injury through the season, playing in only nine games after breaking his foot in the season opener. He finished his sixth season with 31 catches for 401 yards and three touchdowns. The native Texan (attended Lufkin High School, 175 miles southeast of Dallas) carries on the strong tradition of Cowboys receivers wearing the number 88, as both Drew Pearson and Michael Irvin had storied careers in the number.

TRANSACTION SUMMARY:

- 12/30/15:** Placed on Reserve/Injured with a foot injury.
- 7/15/15:** Signed a five-year contract extension through 2019.
- 12/8/10:** Placed on Reserve/Injured with an ankle injury.
- 4/22/10:** Drafted in the first round (24th overall) by Dallas.

2015:

- Played in just nine games with nine starts after suffering a foot injury in the opening game of the season and caught 31 passes for 401 yards with three touchdowns.
- Opened the season against the N.Y. Giants (9/13) with five catches for 48 yards but left the game with a foot injury in the fourth quarter and did not return.
- Suffered a broken bone in his foot against the Giants, underwent surgery on Sept. 14 and missed the next five games while recovering and rehabbing.
- Returned to the field to start against Seattle (11/1) and caught two passes for 12 yards.
- Caught five passes (third on the team) for 104 yards (second) with one touchdown against Philadelphia (11/8). Marked his 15th career 100-yard outing, and along with Beasley (112 yards) and McFadden's 117 rushing yards, it was the first time since 1999 a Cowboys trio posted two 100-yard receivers and a 100-yard rusher.
- Led the team with 45 yards on a team-high tying five catches at Tampa Bay (11/15), then caught four passes for 45 yards, including a 16-yard touchdown at Miami (11/22). Reached 400 career catches - the sixth player in team history to reach the mark. Did it in 80 games, the fastest of the previous five. Extended his NFL record streak of touchdowns against AFC opponents to 13 games.
- In the last-second win at Washington (12/7), had three catches for 62 yards, including a 42-yarder that set up Dallas for a game-tying field goal with 4:25 remaining. His other two came on the final drive, putting Dallas in field goal range to win the game.
- Caught four passes for 50 yards and a touchdown against the N.Y. Jets (12/19) to extend his NFL record of consecutive games with a touchdown against an AFC opponent to 14.
- Placed on Reserve/Injured leading up to the season finale against Washington (1/3/16) with his nagging foot injury.

2014:

- Led the team in receptions (88 - 12th in the league), receiving yards (1,320 - eighth) and established a club record with a league-best 16 touchdowns.

- Was named to the PFWA All-NFL and All-NFC teams, the AP All-Pro team and his second straight Pro Bowl.
- Tied for the team lead with four catches and finished second with 55 yards in the opener against San Francisco (9/7). Passed Daryl Johnston (294) for 11th on the club's all-time receptions chart (297) but had his streak of games with a touchdown stopped at five.
- Injured his shoulder on the first drive, missed one series then returned to catch 10 passes for 103 yards and a touchdown at Tennessee (9/14). Marked his fourth career 10-catch game to give him 307 career catches, moving him to ninth in club history. Also became the 11th Cowboy with 300 catches, and reached that mark in 61 games - the fastest of the previous 10. Was also his 11th career 100-yard game and his 41st career score to tie Billy Joe DuPree for seventh in receiving touchdowns in team history.
- Led the team with six catches and 89 yards with a season-long 68-yard touchdown catch in the come-back win at St. Louis (9/21). Drew a 33-yard pass interference call to setup Dallas' go-ahead fourth quarter touchdown.
- Was draped in double coverage throughout the win over New Orleans (9/28) but caught three passes for 44 yards and a touchdown - his third straight game with a touchdown.
- Caught a team-high nine passes for a team-best 85 yards and a touchdown in the overtime win against Houston (10/5). Had a long catch of 34 yards to set Dallas up for the game-winning touchdown.
- Caught four passes for 63 yards at Seattle (10/12) to move into seventh on the club's all-time receiving yards chart with 4,543.
- Led the team with nine catches and 151 yards - third in his career and his 12th career 100-yard game - against the N.Y. Giants (10/19). Six of his nine catches were good for first downs.
- Caught three passes for 30 yards with a touchdown against Washington (10/27) to pass Jay Novacek for eighth on the club's all-time receptions chart.
- Had two catches for 15 yards and a score against Arizona (11/2) before catching six passes for 158 yards and two scores - all in the second quarter - at Jacksonville (11/9) in London. It was the most yards in a quarter in team history and the most in a half in his career. Bryant logged his 13th career 100-yard game, the second-most yards in a game in his career and his 10th career multi-score game, tied for third in franchise history.
- Led the team with seven catches, 86 yards and two touchdowns - the first was a 31-yarder in the third quarter to give Dallas its first lead, and the second was in the fourth for the game-winning score - at the N.Y. Giants (11/23). Notched his 50th career scoring grab - tied for fifth in club history - and did it in 70 games, second in team history behind Bob Hayes (66) and seventh in NFL history. Logged his third straight 10-score season to tie Terrell Owens for the second-longest streak in club history. It was his fourth straight game with a score, second with two, his 11th career multi-touchdown game and second consecutive.
- Led the team with 73 yards and tied for second with four catches in the Thanksgiving Day game against Philadelphia (11/27). Topped 5,000 career yards (seventh Cowboy) and did it in 71 games - third fastest.
- In the Thursday night win at Chicago (12/4), led the team with 82 yards and was second with six catches. Topped 1,000 yards on the year - his third overall and third consecutive 1,000-yard year. His three tie for third and his three straight tie for second in team history. Also passed Bob Hayes for seventh in receptions in club annals.
- Was named NFC Offensive Player of the Week following his six catches (second on the team), 114 yards (tops) and career-best three touchdowns at Philadelphia (12/14). It was his 14th career 100-yard outing and the first three-touchdown catch performance by a Cowboy since Miles Austin (at San Francisco, 9/18/11). His 13 scores on the season were third in team history and tied a career-best. His 53 career touchdown catches passed Frank Clarke and Tony Hill for fourth in team history, and his 5,214 career yards moved him to sixth.
- Was second on the team with five catches and 73 yards along with a touchdown - one-of-four different pass catchers with a score - in the NFC East clinching win over Indianapolis (12/21). Hit 14 touchdowns on the season - career-best and tied for second in team history - and 80 catches for the third straight year. Has a team-best three overall and consecutive 80-catch, 1,000-yard and 10-touchdown seasons.
- In the season finale at Washington (12/28), established the club single-season record for touchdown catches after hauling in two, giving him 16 for the year. Led the team with 99 yards on four catches. It was his 13th career multi-touchdown game and his season yardage total of 1,320 tied for seventh.
- Made his postseason debut in a Wild Card Playoff Game against Detroit (1/4/15) and caught three passes for 48 yards with a long of 43 to help set up DeMarco Murray's one-yard touchdown run.
- Caught three passes for 38 yards in the Divisional Playoff Game at Green Bay (1/11/15).

2013:

- Started all 16 games for the first time in his career and earned his first career trip to the Pro Bowl, finishing with team and career-highs for receptions (93 - tied for sixth in team history) and 13 touchdowns and a team-best 1,233 yards (ninth). His 93 catches were third in the NFC, eighth in the NFL, while his 1,233 yards were seventh and 13th, respectively.
- Finished the season opener against the N.Y. Giants (9/8) with four catches for 22 yards and passed Patrick Crayton (2,888) for 17th in receiving yards in team history.
- Led the team with nine catches, 141 yards and a touchdown at Kansas City (9/15). It was his seventh career 100-yard game (fourth-most yards). Had 100 yards in the first quarter, the second time in his career he had 100 in a quarter, the 13th time in team history a pass catcher did it and the third time it was done in the first frame.
- Caught four passes for 38 yards and a touchdown in the win against St. Louis (9/22).
- Had two touchdowns on six catches for 81 yards at San Diego (9/29) and upped his career catch total to 223 to pass Ron Springs (222) for 17th in team history while his 3,153 receiving yards put him past Kelvin Martin (3,083) for 15th. His touchdown grabs gave him a score in three straight games and upped his career touchdown total to 31 to pass Doug Cosbie for 11th and become the 12th Dallas Cowboy with 30 touchdown catches.
- Against Denver (10/6) caught six passes for 141 yards and two scores - his fourth straight game with a receiving touchdown and his second straight game with multiple receiving touchdowns. Had sole possession of 10th in team history with 33 touchdown catches, breaking a tie with Lance Rentzel. His 141 yards marked his second 100-yard outing of the season, eighth of his career and tied the fourth-most yards in a game in his career.
- Led the team with eight catches - all for first downs, two on third down - for a team-best 110 yards at Philadelphia (10/20). Has 242 career catches to pass Terrell Owens (235) and Kelvin Martin (237) for 14th in team history. Also passed Terry Glenn (3,337), and Tony Dorsett (3,432) for 13th in team history with 3,440 yards.
- Led the team at Detroit (10/27) with 72 yards and a pair of touchdowns on a team-high tying three catches. Has 35 career touchdowns to pass Miles Austin (34) for ninth in team history. It was his third multi-touchdown game of the season and ninth of his career (both tied for second in club history).
- Caught six passes for 64 yards against Minnesota (11/3) to give him 3,576 career receiving yards and move into 10th in team history.
- Had one catch for 44 yards at New Orleans (11/10) to pass Terrell Owens (3,587) for ninth in team history (3,620).
- Led the team with nine catches for 86 yards along with his first career pass breakup on New York's (11/24) last attempt at a game-winning pass.

- On Thanksgiving Day against Oakland (11/28), led the squad with seven catches for 61 yards and a touchdown. Passed DuFree (267) for 13th in receptions in team history (268) and Cosbie (3,728) for eighth in yards (3,767).
- Had two catches for 12 yards with one for a touchdown - his 10th of the season - at Chicago (12/9). His second career 10-touchdown season, 17th by a Cowboy, and he is the fourth player with multiple 10-touchdown years.
- Had his 10th career 100-yard game (153 yards) on 11 catches (third in his career) with one touchdown against Green Bay (12/15). Upped his season total to 1,061 yards - his second career and consecutive 1,000-yard season, the 24th season a Cowboy reached 1,000 yards and the 30th time a Cowboys player crossed the 1,000-yard mark. He is the ninth Cowboy with multiple 1,000-yard years. Upped his career touchdown total to 38 to tie Terrell Owens for eighth and his receptions total (281) tied him with Frank Clarke for 12th.
- Caught four passes for 73 yards and a touchdown at Washington (12/22) to give him 1,134 yards - 14th in club history and 12 touchdown catches - tied for fifth. Extended his streak of games with a touchdown catch to four - third such streak of his career. Became the eighth Cowboy to pass 4,000 receiving yards with 4,005.
- Closed out the season against Philadelphia (12/29) second on the team with eight catches for 99 yards and a touchdown - fifth straight game with a scoring grab.

2012:

- Started 14-of-16 games played and led the team with a career-best 1,382 receiving yards, fourth in team history) and 12 touchdown catches (tied for fifth) while finishing second with a then career-high 92 catches (seventh).
- Tied for fifth in the NFC, tied for 10th in the NFL in receptions, was fourth in the NFC, sixth in the NFL in receiving yards and third in the league in touchdown catches.
- Earned the Pro Football Writers Most Improved Player of the Year award for his performance.
- Led the team with six catches for 62 yards (second on the team) and had a 44-yard punt return in the home-opening win over Tampa Bay (9/23).
- Had his second career 100-yard game with 105 yards on eight catches against Chicago (10/1).
- Made a career-high 13 catches for 95 yards with a pair of touchdowns at Baltimore (10/14). His 13 catches tied for third all-time in a game in club history.
- One-of-three receivers to top 100 yards with 110, including a long of 55, on five catches against the N.Y. Giants (10/28). It was the second time in franchise history three receivers topped 100 yards in a game - at San Francisco (11/10/63).
- Led the team with 87 yards and a touchdown on three catches at Philadelphia (11/11).
- Led the team with 12 catches for 145 yards and a touchdown against Cleveland (11/18). His 12 catches were second in his career and seventh in a game in team history while his touchdown catch was the 19th of his career to tie Butch Johnson for 15th in club history.
- Logged 145 yards with two touchdowns on eight catches, including an 85-yard touchdown catch on Thanksgiving Day, against Washington (11/22). His 85-yarder was the longest reception in his career and tied the ninth-longest reception in club history.
- Caught six passes for 98 yards and two touchdowns - his fourth straight game with a touchdown, the longest streak of his career - against Philadelphia (12/2). Posted back-to-back games with two touchdowns for just the sixth time in franchise history, becoming the fifth different Cowboy to accomplish the feat.
- At Cincinnati (12/9) caught four passes for 50 yards and a touchdown. Upped his season receiving total to 1,028 for his first 1,000-yard season as a pro. His touchdown was his fifth straight game with a scoring pass for the longest streak in his career, tying the seventh-longest streak in Cowboys history.
- Played against Pittsburgh (12/16) with a fractured left index finger and caught four passes for 59 yards and a touchdown to up his streak of consecutive games with a touchdown catch to six and tie the fourth-longest streak in team history. His touchdown catch was his 10th of the season to mark the 16th time a Cowboys pass catcher had 10-or-more scoring catches in the season. Bryant is the ninth different Cowboy to accomplish the feat.
- Led the team against New Orleans (12/23) with nine catches for a career-best 224 yards and two touchdowns. His 224 yards marked the 10th 200-yard game in team history and were fourth in a game in team record books. His scoring grab tied a club record for consecutive games with a touchdown catch (seven) while also giving him 12 for the season - the fifth-most in a season in club history. It was also his fourth multi-touchdown game in a season - the most in team history. It was his fifth 100-yard outing of the season - sixth in team history and the seventh different Cowboys pass catcher with five-or-more 100-yard games in one season.
- In the season finale at Washington (12/30), caught four passes for 71 yards to give him 200 career catches (20th in team history). His 1,382 receiving yards were fourth in a season, and along with Witten's 1,039 yards, 2012 marked the sixth time a pair of Cowboys pass catchers each topped 1,000 yards in a season.

2011:

- Finished second on the team in catches (63), yards (928), average (14.7) and touchdowns (nine).
- Opened the 2011 season at the N.Y. Jets (9/11) with three catches for 71 yards and a punt return for 12 yards - all in the first quarter - before suffering a thigh injury and being limited throughout the rest of the game.
- Returned to the starting lineup for the home-opening win over Washington (9/26) and had a team-best 63 yards on four catches.
- Had a season-best five catches for a season-high 90 yards with a touchdown against St. Louis (10/23).
- Finished the Washington (11/20) win with three catches for 68 yards and one touchdown catch.
- Had three catches for 35 yards and a season-long 20-yard punt return on Thanksgiving Day against Miami (11/24). His long return came on Dallas' game-winning drive late in the fourth quarter.
- Led the team with eight catches for a team-best 86 yards with his seventh touchdown catch of the season at Arizona (12/4).
- Was held to just one catch - a 50-yard touchdown reception for the then longest catch of his career - and a punt return for 10 yards against the N.Y. Giants (12/11).
- Led the team with six catches and 62 receiving yards in the home finale against Philadelphia (12/24).
- Closed out the season at the N.Y. Giants (1/1/12) with six catches for 70 yards, two punt returns for 13 yards and his first three kickoff returns for 55 yards.

2010:

- Despite playing in only 12 games due to a fractured ankle, finished third on the team in receiving yards (561) and touchdown catches (six) and fourth in receptions (45).
- His 45 catches were the second-most among rookies in club history while his touchdown catches were third and his receiving yards were fifth.
- Among league rookies in 2010, his touchdown receptions were third while his receiving yards were fourth.
- Also shined on return teams, returning two punts for touchdowns and finishing his shortened season with a 14.3 average on 15 punt returns.

- Is the fifth club rookie with a punt return for a touchdown on his résumé, just the second with two and the fifth overall to take back more than one in a season.
- Also saw time as a kickoff returner, boasting a 24.4-yard average on 12 kickoff returns.
- Made his NFL debut in the season opener at Washington (9/12) and finished second on the team with eight catches for 56 yards to tie a club rookie single-game receptions record (Bob Hayes, against Philadelphia, 10/10/65, and Witten, against Miami, 11/27/03). Also had one punt return for 11 yards.
- In the home opener against Chicago (9/19), scored his first career professional touchdown on a 62-yard punt return - the first Dallas rookie with a punt return for a touchdown since Reggie Swinton took one 65 yards for a score against Denver (11/22/01). Also had two catches for 52 yards.
- Made his first career start in a three-receiver set against Tennessee (10/10) and finished with three catches for 22 yards and three punt returns for one yard.
- Had one catch for a 31-yard touchdown - his first career receiving touchdown - at Minnesota (10/17).
- Against the N.Y. Giants (10/25) had a 93-yard punt return for a touchdown which was the second-longest punt return in Cowboys history and the second-longest by a rookie - Dennis Morgan, 98 yards, at St. Louis (10/13/74). It also was his second punt return for a touchdown on the season to make him the seventh Cowboy and the first league rookie to accomplish the feat since Devin Hester had three in 2006.
- Also against the Giants, hauled in two touchdown passes to mark his first career multiple-receiving touchdown game. With three overall touchdowns on the day, became the first Cowboys rookie with three touchdowns in a game since Emmitt Smith had four against Phoenix (12/16/90).
- On the day, had four catches for 54 yards, two touchdowns, one punt return for a 93-yard touchdown and two kickoff returns - the first of his career - for 25 yards.
- Led the team with a team rookie record nine catches for 86 yards with a touchdown and two punt returns for four yards at Green Bay (11/7).
- Led the team with his first 100-yard effort at the N.Y. Giants (11/14) with 104 yards and a touchdown along with four kickoff returns for 86 yards. His 104 yards marked the first 100-yard outing by a Dallas rookie since Antonio Bryant rattled off 170 yards at Washington (12/29/02).
- Against Detroit (11/21) caught three passes for eight yards and a touchdown with a kickoff return for 15 yards. Upped his season receptions total to 44 to tie Antonio Bryant (2002) for second among Cowboys rookies. His sixth receiving touchdown also tied Bryant for the second-most by a team rookie.
- Was held without a catch for the first time in his career on Thanksgiving Day against New Orleans (11/25). Had two kickoff returns for 60 yards, including a 31-yarder, and one punt return for 13 yards.
- In the overtime win at Indianapolis (12/5), had one catch for 14 yards and three kickoff returns for 107 yards with a career-long 43-yard return before leaving the game early in the fourth quarter with a fractured right ankle. Was placed on Reserve/Injured Dec. 8 after undergoing surgery on his right ankle on Dec. 6.

COLLEGE:

- As a junior, was a preseason consensus All-America, All-Big 12 Conference first-team selection, member of the Walter Camp Player of the Year Award, Maxwell Award and Biletnikoff Award Watch Lists in his final collegiate season in 2009.
- Served an NCAA mandated suspension that limited him to the three games, but still managed to finish third on the team with 17 catches for 323 yards (19.0 avg.) and four touchdowns.
- Added 111 yards, including an 82-yard touchdown, on three punt returns and returned two kickoffs for 43 yards, finishing his shortened season with 477 all-purpose yards (159.0 yards-per-game).
- Earned All-America first-team honors from numerous outlets, joining running back Kendall Hunter as the first OSU sophomore position players to receive national recognition since Thurman Thomas in 1985.
- Was also a first-team All-Big 12 choice and finalist for the Biletnikoff Award, given to the nation's top receiver, after starting all 13 games and leading the conference in receiving yards-per-game (113.9), scoring (9.7 - tied for second in the nation), touchdown receptions (19), punt return average (18.0).
- Finished with a 17.0 yard-per-catch average (1,480 on 87 catches) which was the second-most yard-per-catch average and single-season reception total in school history, while his 1,480 yards were the fifth-most in a season in conference history and his 19 touchdowns established a school record, previously held by Rashaun Woods (17 in 2002).
- For the season, totaled 128 points to rank second in school history behind Barry Sanders' NCAA record of 234 points set in 1988.
- Had a Holiday Bowl record with 13 catches for 167 yards before missing most of the second half with a left knee ligament tear that required surgery.
- Finished 13th in the nation, returning 17 punts for 305 yards with two returned for touchdowns.
- His 1,885 all-purpose yards was fourth in the conference and 23rd nationally.
- Named a Freshman All-America second-team, starting all 12 games in his first collegiate season for OSU.
- Finished with 43 receptions for 622 yards (14.5) and six touchdowns, while gaining 16 rushing yards on two end arounds and 15 yards on two punt returns.

PERSONAL:

- Finished his prep career at Lufkin High School as a Parade All-American and all-state selection, catching 53 passes for 1,207 yards and 21 touchdowns as a senior.
- Was rated as the 29th-best overall high school football player by ESPN.com, helping guide Lufkin to the state championship.
- Earned an invitation to play in the Offense-Defense All-American Game.

COMMUNITY:

- 2010 Dallas Cowboys Rookie Club.
- 2012 Dallas Cowboys/Miller Fan Fest in San Antonio, Texas.
- 2012 Reliant Home Run Derby benefiting Big Brothers Big Sisters.
- 2012 NFL United Way Hometown Huddle.
- 2012-16 Dallas Cowboys U High School Camp.
- 2012, 2014-15 Dirk Nowitzki Heroes Celebrity Baseball Game.
- 2013 Dallas Mayor Rawlings' Domestic Violence Rally.
- 2013 Dallas Cowboys Draft Day/Fan Appreciation Party.
- 2013-14 Reliant Home Run Derby benefiting the Salvation Army.
- 2013-14 Dallas Home for the Holidays Program/Press Conference.
- 2014 Draft Day/Fan Appreciation Party.
- 2014 NFL Play 60 clinic, London, England.

- 2014 Fan Appreciation Pep Rally, London, England.
- Hosted 2016 National Spelling Bee winner at practice.
- Annual Team Holiday Hospital Visits.
- Kickoff Luncheon and Dallas Cowboys Family Cookbook benefiting Happy Hill Farm.
- Make-A-Wish Foundation of North Texas.
- Salvation Army Angel Tree Christmas Program.

BRYANT'S COWBOYS TOTALS

		RECEIVING					RUSHING					
Year Team	GP-GS	No	Yds	Avg	Long	TD	No	Yds	Avg	Long	TD	
2010 Dallas	12-2	45	561	12.5	46	6	1	0	0.0	0	0	
2011 Dallas	15-13	63	928	14.7	50t	9	1	5	5.0	5	0	
2012 Dallas	16-14	92	1,382	15.0	85t	12	2	-5	-2.5	6	0	
2013 Dallas	16-16	93	1,233	13.3	79	13	1	1	1.0	1	0	
2014 Dallas	16-16	88	1,320	15.0	68t	16	0	0	0.0	0	0	
2015 Dallas	9-9	31	401	12.9	51	3	0	0	0.0	0	0	
Totals	84-70	412	5,825	14.1	85t	59	5	1	0.2	6	0	
Playoffs												
2014 Dallas	2-2	6	86	14.3	43	0	0	0	0.0	0	0	
		PUNT RETURNS					KICKOFF RETURNS					
Year Team		No	Yds	Avg	FC	Long	TD	No	Yds	Avg	Long	TD
2010 Dallas		15	215	14.3	0	93t	2	12	293	24.4	43	0
2011 Dallas		15	103	6.7	5	20	0	3	55	18.3	26	0
2012 Dallas		12	66	5.5	2	44	0	0	0	0.0	0	0
2013 Dallas		0	0	0.0	0	0	0	0	0	0.0	0	0
2014 Dallas		0	0	.0	0	0	0	0	0	0.0	0	0
Totals		42	384	9.1	7	93t	2	15	348	23.2	43	0

ADDITIONAL STATISTICS

Passes Defensed – 2013 (1).

SINGLE-GAME HIGHS

Receptions – 13 at Baltimore, 10/14/12

Receiving Yards – 224 vs. New Orleans, 12/23/12

Long Reception – 85t vs. Washington, 11/22/12

Touchdown Catches – 3 at Philadelphia, 12/14/14

Punt Returns – 4 at Tampa Bay, 12/17/11

Punt Return Yards – 93 vs. N.Y. Giants, 10/25/10

Long Punt Return – 93t vs. N.Y. Giants, 10/25/10

Kickoff Returns – 4 at N.Y. Giants, 11/14/10

Kickoff Return Yards – 107 at Indianapolis, 12/5/10

Long Kickoff Return – 43 at Indianapolis, 12/5/10

BRYANT'S 100-YARD RECEIVING GAMES
(15 total)

224 vs. New Orleans, 12/23/12 (9 rec.)	145 vs. Washington, 11/22/12 (8 rec.)	110 at Philadelphia, 10/20/13 (8 rec.)
158 at Jacksonville (Lon), 11/9/14 (6 rec.)	141 at Kansas City, 9/15/13 (9 rec.)	105 vs. Chicago, 10/1/12 (8 rec.)
153 vs. Green Bay, 12/15/13 (11 rec.)	141 vs. Denver, 10/6/13 (6 rec.)	104 at N.Y. Giants, 11/14/10 (3 rec.)
151 vs. N.Y. Giants, 10/19/14 (9 rec.)	114 at Philadelphia, 12/14/14 (6 rec.)	104 vs. Philadelphia, 11/1/15 (5 rec.)
145 vs. Cleveland, 11/18/12 (12 rec.)	110 vs. N.Y. Giants, 10/28/12 (5 rec.)	103 at Tennessee, 9/14/14 (10 rec.)

BRYANT'S CAREER GAME-BY-GAME
RECEIVING

Game	2010 (Dallas)					Game	2011 (Dallas)				
	No	Yds	Avg	Long	TD		No	Yds	Avg	Long	TD
L-@ Was 9/12.....	8	56	7.0	15	0	L-@ NYJ 9/11.....	3	71	23.7	42	1
L-Chi 9/19.....	2	52	26.0	28	0	W-@ SF 9/18.....	INACTIVE/INJURED-Thigh				
W-@ Hou 9/26.....	4	50	12.5	30	0	W-Was 9/26.....	4	63	15.8	30	0
L-Ten 10/10.....	3	22	7.3	9	0	L-Det 10/2.....	3	37	12.3	25t	2
L-@ Min 10/17.....	1	31	31.0	31t	1	L-@ NE 10/16.....	4	78	19.5	33	0
L-NYG 10/25.....	4	54	13.5	19	2	W-SIL 10/23.....	5	90	18.0	34	1
L-Jac 10/31.....	7	84	12.0	29	0	L-@ Phi 10/30.....	3	28	9.3	11	0
L-@ GB 11/7.....	9	86	9.6	41	1	W-Sea 11/6.....	4	76	19.0	39	0
W-@ NYG 11/14.....	3	104	34.7	46	1	W-Buf 11/13.....	6	74	12.3	34t	1
W-Det 11/21.....	3	8	2.7	12	1	W-@ Was 11/20.....	3	68	22.7	26	1
L-NO 11/25.....						W-Mia 11/24.....	3	35	11.7	18	0
W-@ Ind 12/5.....	1	14	14.0	14	0	L-@ Ari 12/4.....	8	86	10.8	24	1
L-Phi 12/12.....	RESERVE/INJURED-Ankle					L-NYG 12/11.....	1	50	50.0	50t	1
W-Was 12/19.....	RESERVE/INJURED-Ankle					W-@ TB 12/17.....	4	40	10.0	16	1
L-@ Ari 12/25.....	RESERVE/INJURED-Ankle					L-PHI 12/24.....	6	62	10.3	14	0
W-@ Phi 1/2/11.....	RESERVE/INJURED-Ankle					L-@ NYG 1/1/12.....	6	70	11.7	17	0
Totals	45	561	12.5	46	6	Totals	63	928	14.7	50t	9

Game	2012 (Dallas)				
	No	Yds	Avg	Long	TD
W-@ NYG 9/5.....	4	85	21.3	38	0
L-@ Sea 9/16.....	3	17	5.7	11	0
W-TB 9/23.....	6	62	10.3	18	0
L-Chi 10/1.....	8	105	13.1	25	0
L-@ Bal 10/14.....	13	95	7.3	18	2
W-@ Car 10/21.....	2	14	7.0	9	0
L-NYG 10/28.....	5	110	22.0	55	0
L-@ Atl 11/4.....	1	15	15.0	15	0
W-@ Phi 11/11.....	3	87	29.0	49	1
W-Cle 11/18.....	12	145	12.1	30	1
L-Was 11/22.....	8	145	18.1	85t	2
W-Phi 12/2.....	6	98	16.3	35	2
W-@ Cin 12/9.....	4	50	12.5	27t	1
W-Pit 12/16.....	4	59	14.8	24t	1
L-NO 12/23.....	9	224	24.9	58t	2
L-@ Was 12/30.....	4	71	17.8	23	0
Totals	92	1,382	15.0	85t	12

Game	2013 (Dallas)				
	No	Yds	Avg	Long	TD
W-NYG 9/8.....	4	22	5.5	7	0
L-@ KC 9/15.....	9	141	15.7	53	1
W-StL 9/22.....	4	38	9.5	16	1
L-@SD 9/29.....	6	81	13.5	34t	2
L-Den 10/6.....	6	141	23.5	79	2
W-Was 10/13.....	5	36	7.2	17	0
W-@ Phi 10/20.....	8	110	13.8	19	0
L-@ Det 10/27.....	3	72	24.0	50t	2
W-Min 11/3.....	6	64	10.7	34	0
L-@ NO 11/10.....	1	44	44.0	44	0
W-@ NYG 11/24.....	9	86	9.6	24	0
W-Oak 11/28.....	7	61	8.7	25	1
L-@ Chi 12/9.....	2	12	6.0	10	1
L-GB 12/15.....	11	153	13.9	37	1
W-@ Was 12/22.....	4	73	18.3	31	1
L-Phi 12/29.....	8	99	12.4	32t	1
Totals	93	1,233	13.3	79t	13

Game	2014 (Dallas)				
	No	Yds	Avg	Long	TD
L-SF 9/7.....	4	55	13.8	20	0
W-@ Ten 9/14.....	10	103	10.3	22	1
W-@ STL 9/21.....	6	89	14.8	68t	1
W-NO 9/28.....	3	44	14.7	18t	1
W-Hou 10/5.....	9	85	9.4	34	1
W-@ Sea 10/12.....	4	63	15.8	23	0
W-NYG 10/19.....	9	151	16.8	44	0
L-Was 10/27.....	3	30	10.0	20	1
L-Ari 11/2.....	2	15	7.5	12	1
W-@ Jac 11/9 (Lon.)	6	158	26.3	68t	2
W-@ NYG 11/23.....	7	86	12.3	31t	2
L-Phi 11/27.....	4	73	18.3	38	0
W-@ Chi 12/4.....	6	82	13.7	43	0
W-@ Phi 12/14.....	6	114	19.0	26t	3
W-Ind 12/21.....	5	73	14.6	24	1
W-@ Was 12/28.....	4	99	24.8	65t	2
Totals	88	1,320	15.0	68t	16

Playoffs					
W-Det 1/4/15.....	3	48	16.0	43	0
L-@ GB 1/11/15.....	3	38	12.7	20	0
Totals	6	86	14.3	43	0

Game	2015 (Dallas)				
	No	Yds	Avg	Long	TD
W-NYG 9/13.....	5	48	9.6	18	0
W-@ Phi 9/20.....	INACTIVE/INJURED-Foot				
L-Alt 9/27.....	INACTIVE/INJURED-Foot				
L-@ NO 10/4.....	INACTIVE/INJURED-Foot				
L-NE 10/11.....	INACTIVE/INJURED-Foot				
L-@ NYG 10/25.....	INACTIVE/INJURED-Foot				
L-Sea 11/1.....	2	12	6.0	15	0
L-Phi 11/8.....	5	104	20.8	51	1
L-@ TB 11/15.....	5	45	9.0	16	0
W-@ Mia 11/22.....	4	45	11.3	16t	1
L-Car 11/26.....	2	26	13.0	20	0
W-@ Was 12/7.....	3	62	20.7	42	0
L-@ GB 12/13.....	1	9	9.0	9	0
L-NYJ 12/19.....	4	50	12.5	15	1
L-@ Buf 12/27.....	INACTIVE/INJURED-Foot				
L-Was 1/3/16.....	RESERVE/INJURED-Foot				
Totals	31	401	12.9	51	3

BRICE BUTLER

19 • Wide Receiver

6-3 • 220 • 1/29/90

San Diego State • T(OAK) for '15

NFL: 4th Year • Cowboys: 2nd Year

Games/Starts: 2015-7/2; Career-32/4

Postseason: 2015-0/0; Career-0/0



PRO: Brice Butler was acquired by Dallas in a trade with Oakland after a foot injury suffered by Dez Bryant in Week 1 of 2015 left the Cowboys thin at the wide receiver position. Butler brings an array of talents to the Cowboys, most notably his speed and athleticism, which was displayed by his 4.36 40-yard dash time, a 6.6 mark in the 3-cone drill, a 109 broad jump, and a 39-inch vertical - stats that would have landed him in the top-three of all drills at the Combine - at his Pro Day in 2013. As a reserve receiver with the Raiders, Butler played in 25 games and caught 30 passes for 383 yards with two touchdowns. Despite finishing with only 21 catches in 2014, Butler tied for fourth on the Raiders with two receptions of 20-plus yards, working as a down field target for the offense. He was limited by a hamstring injury in his first season in Dallas and played in seven games with two starts, but will look to break through in three and four receiver sets with the Dallas offense in 2016.

TRANSACTION SUMMARY:

9/15/15: Traded to Dallas from Oakland for undisclosed draft picks.

4/27/13: Drafted in the seventh round (209th overall) by Oakland.

2015 (Oakland/Dallas):

- After arriving in Dallas for Week 2, played in seven games with two starts and caught 12 passes for 258 yards.
- Was inactive for Oakland's season opener against Cincinnati (9/13) before being traded to Dallas on Sept. 15.

- Made his Cowboys debut in the win at Philadelphia (9/20) but did not post any stats.
- Caught his first pass as a Cowboy with a career-long 67-yard snag to set up a field goal at New Orleans (10/4).
- Earned his first start as a Cowboy at the N.Y. Giants (10/25) with Bryant (foot) sidelined and caught two passes for 41 yards.
- Caught one pass for 16 yards against the N.Y. Jets (12/19), then saw extended time at Buffalo (12/27) with Bryant (foot) inactive and had a career-best and team-high tying four catches for a career-high and team-best 74 yards.
- Started the season finale against Washington (1/3/16) and tied his season-high with four catches for 60 yards.

2014 (Oakland):

- Played in 15 games, his most in a single season, and emerged as an explosive threat with 21 receptions for 280 yards (13.3 avg.) and two touchdowns.
- Made two 15-yard receptions, both for first downs, in the second half against the Dolphins (9/28), finishing with two catches for 30 yards.
- Tied a single-game high with three receptions and a then personal best with 64 receiving yards (21.3 avg.), including a 47-yard catch-and-run touchdown against San Diego (10/12).
- Set a then career-long with a 55-yard reception, his lone catch of the day, against Arizona (10/19).

2013 (Oakland):

- Played in 10 games, starting two, as a rookie and posted nine catches for 103 yards.
- Had the biggest game of his rookie campaign, as he started and hauled in three passes for 54 yards, including a 29-yard reception on the final drive of the first half against Denver (9/23).
- Recorded one catch, a 20-yarder to convert a third-and-14, against San Diego (10/6).

COLLEGE:

- Played one year at San Diego State in 2012 after transferring from USC, and as a senior, appeared in 13 games, ranking second on the team with 24 catches for 347 yards and four touchdown receptions.
- Appeared in 11 games as a junior with the Trojans in 2011, catching 12 passes for 150 yards.
- Was a backup wide receiver as a sophomore in 2010, appearing in 12 of the team's 13 games, catching nine passes for 112 yards (12.4 avg.) with a touchdown.
- Earned ESPN.com Pac-10 all-freshman first-team honors in 2009, playing in all 13 games with a start against Stanford and catching 20 balls for 292 yards (14.6 avg.) with two touchdowns.

PERSONAL:

- Earned numerous honors, including *SuperPrep* All-American, *PrepStar* All-American, ESPN 150, *SuperPrep* Elite 50, *PrepStar* Dream Team, *SuperPrep* All-Dixie, *PrepStar* All-Southeast and *Atlanta Journal Constitution* Super Southern 100 at Norcross, Ga., High School, totaling 1,866 receiving yards and 24 touchdowns his junior and senior seasons.
- His father, Bobby, was an All-American cornerback at Florida State in 1980, who then went on to play for 12 years (1981-92) in the NFL with the Atlanta Falcons.
- Earned his degree in public policy and development with a real estate focus from USC.
- Is married to Briana.

COMMUNITY:

- 2016 Thanksgiving Day NFL Play 60 Camp/PSA
- 2016 Dallas Cowboys Draft Day/Fan Appreciation Party.
- 2016 Dallas Cowboys U High School Camp.
- 2016 Dirk Nowitzki Heroes Celebrity Baseball Game.
- Annual Team Holiday Hospital Visits.
- Kick Off Luncheon and Dallas Cowboys Family Cookbook benefiting Happy Hill Farm.
- Make-A-Wish Foundation of North Texas.
- Salvation Army Angel Tree Christmas Program.

BUTLER'S NFL TOTALS

Year Team	GP-GS	RECEIVING					RUSHING				
		No	Yds	Avg	Long	TD	No	Yds	Avg	Long	TD
2013 Oakland	10-2	9	103	11.4	29	0	0	0	0.0	0	0
2014 Oakland	15-0	21	280	13.3	55	2	0	0	0.0	0	0
2015 Dallas	7-2	12	258	21.5	67	0	0	0	0.0	0	0
Totals	32-4	42	641	15.3	67	2	0	0	0.0	0	0

**BUTLER'S CAREER GAME-BY-GAME
RECEIVING**

2013 (Oakland)						2014 (Oakland)					
Game	No	Yds	Avg	Long	TD	Game	No	Yds	Avg	Long	TD
L-@Ind 9/8	1	8	8.0	8	0	L-@NYJ 9/7			INACTIVE		
W-Jac 9/15	2	10	5.0	9	0	L-Hou 9/14	1	-2	-2.0	-2	0
L-@Den 9/23	3	54	18.0	29	0	L-@NE 9/21	1	0	0.0	0	0
L-Was 9/29	1	6	6.0	6	0	L-Mia 9/28	2	30	15.0	15	0
W-SD 10/6	1	20	20.0	20	0	L-SD 10/12	3	64	21.3	47	1
L-@KC 10/13	1	5	5.0	5	0	L-Ari 10/19	1	55	55	55	0
W-Pit 10/27						L-@Cle 10/26	1	9	9.0	9	0
L-Phi 11/3			INACTIVE			L-@Sea 11/2	2	20	10.0	12	0
L-NYG 11/10			DID NOT PLAY			L-Den 11/9	2	12	6.0	7	1
W-@Hou 11/17						L-@SD 11/16	1	15	15.0	15	0
L-Ten 11/24						W-KC 11/20	2	21	10.5	11	0
L-@Dal 11/28			INACTIVE			L-@SIL 11/30	2	27	13.5	17	0
L-@NYJ 12/8						W-SF 12/7					
L-KC 12/15			INACTIVE			L-@KC 12/14	3	23	7.7	13	0
L-@SD 12/22			INACTIVE			W-Buf 12/21					
L-Den 12/29			INACTIVE			L-@Den 12/28	1	6	6.0	6	0
Totals	9	103	11.4	29	0	Totals	21	280	13.3	55	2

Game	2015 (Oakland)				Long	TD
	No	Yds	Avg			
L- Cin 9/13			INACTIVE			
Game	2015 (Dallas)				Long	TD
	No	Yds	Avg			
W- NYG 9/13			ACQUIRED 9/15			
W-@ Phi 9/20						
L-@ Atl 9/27						
L-@ NO 10/4	1	67	67.0		67	0
L-NE 10/11			INACTIVE/INJURED-Hamstring			
L-@ NYG 10/25	2	41	20.5		26	0
L-Sea 11/1			INACTIVE			

Game	2015 (Dallas), cont.				Long	TD
	No	Yds	Avg			
L-Phi 11/8			INACTIVE/INJURED-Hamstring			
L-@ TB 11/15			INACTIVE/INJURED-Hamstring			
W-@ Mia 11/22			INACTIVE/INJURED-Hamstring			
L-@ Car 11/26			INACTIVE			
W-@ Was 12/7			INACTIVE			
L-@ GB 12/13			INACTIVE			
L-NYJ 12/19	1	16	16.0		16	0
L-@ Buf 12/27	4	74	18.5		34	0
L-Was 1/3/16	4	60	15.0		24	0
Totals	12	258	21.5		67	0

BRANDON CARR

39 • Cornerback

6-0 • 210 • 5/19/86

Grand Valley State • UFA (KC) for '12

NFL: 9th Year • Cowboys: 5th Year

Games/Starts: 2015-16/16; Career-128/128

Postseason: 2015-0/0; Career-3/3



PRO: The Dallas Cowboys improved their secondary immediately during 2012 free agency by signing talented cornerback Brandon Carr to a five-year contract. Carr, who started every game over his first four seasons while with Kansas City, came to the Cowboys as the shut-down cover corner the club was seeking. In his first season with Dallas, Carr again started all 16 games and led the team with three interceptions and 11 pass breakups while finishing eighth with 62 tackles. He also registered his first career touchdown when he returned a pick 47 yards for the score at Philadelphia (11/11). His second season in Dallas also saw him start all 16 games while pacing the club with 17 pass breakups, finishing second with three interceptions and placing fourth with 74 tackles. In 2014 - Carr's third season in Dallas - he was seventh on the team with 58 tackles, posted his first career sack and was second with 12 deflections, again starting all 16 games. He again played in every contest, finishing 2015 sixth with 71 tackles and third with eight breakups. Through eight pro seasons, Carr has 128 consecutive starts - 131 including postseason - 530 tackles, 109 pass breakups and 14 interceptions.

TRANSACTION SUMMARY:

3/14/12: Signed as an unrestricted free agent with Dallas through 2016.

8/4/11: Re-signed by Kansas City.

4/27/08: Drafted in the fifth round (140th overall) by Kansas City.

2015:

- Started all 16 games for the eighth straight season and was sixth on the defense with 71 tackles and third with eight deflections while adding two pressures, one stop for a loss and a fumble recovery.
- Posted five tackles while helping hold Odell Beckham to five catches for 44 yards in the season-opening win against the N.Y. Giants (9/13).
- Notched seven tackles to go with one stop for a loss and a pass breakup against Atlanta (9/27).
- Had five solo tackles in consecutive games at the N.Y. Giants (10/25) and against Seattle (11/1).
- Reached 500 career tackles, finishing with three on Thanksgiving Day against Carolina (11/26).
- Was one-of-five defenders with double-digit tackles, finishing with a season-high and career-best 10 stops at Green Bay (12/13), then had seven tackles, one breakup and a fumble recovery at Buffalo (12/27).

2014:

- Again started all 16 games and finished seventh on the unit with 58 tackles while picking up his first career sack and finishing second with 12 breakups.
- Led all defensive backs in the opener against San Francisco (9/7) with five tackles with a stop for a loss.
- Appeared in and started his 100th consecutive game in the win over New Orleans (9/28) and had three tackles.
- Led the secondary with a season-high nine tackles with two deflections in the overtime win over Houston (10/5).
- Posted six tackles in the overtime loss to Washington (10/27) and again against Arizona (11/2).
- Added four tackles and his first career sack in the win at Jacksonville (11/9) in London.
- Added six tackles at the N.Y. Giants (11/23) then had four, including the 450th of his career, in the Thursday night win at Chicago (12/4).
- Had his 100th career pass breakup with two total and four tackles in the NFC East clinching win over Indianapolis (12/21).
- Tallied six tackles and a pass breakup in a Wild Card Playoff Game against Detroit (1/4/15).

2013:

- Started all 16 games for the sixth straight season, finishing with 74 tackles - fourth on the team and second in a season in his career - three interceptions (second) and a team-best 17 pass breakups.
- In the opening win over the N.Y. Giants (9/8), intercepted a fourth quarter pass and returned it a career-long 49 yards for his second career touchdown to seal the win. Also added three stops and a breakup.
- Added five stops and a breakup against his former team at Kansas City (9/15).
- Finished fourth on the team against Washington (10/13) with seven tackles and a team-high tying three breakups along with a tackle for a loss.

- In the win at Philadelphia (10/20), posted five tackles, one tackle for a loss, a team-best three breakups and his second interception of the season.
- Posted a season-high eight tackles with two breakups and a fumble recovery he returned 21 yards, setting up a field goal at Detroit (10/27).
- Tied his season-high with eight tackles along with one pass breakup in the win over Minnesota (11/3).
- Had four tackles in the win at the N.Y. Giants (11/24) then one tackle, a pass breakup and his third interception of the season in the Thanksgiving Day win over Oakland (11/28).
- Tied his season-best - second on the team - with eight tackles and two breakups against Green Bay (12/15).
- Notched three tackles in the finale against Philadelphia (12/29) to put him over the 400 career tackle mark.

2012:

- Started all 16 games for the fifth straight season and led the squad with three interceptions and 11 pass breakups while finishing eighth with 62 tackles.
- Notched his first career score, returning an interception 47 yards for a touchdown at Philadelphia (11/11).
- Made his Cowboys debut in the opener at the N.Y. Giants (9/5), finishing with three stops and a breakup.
- Played both cornerback and free safety, starting at safety, in the home-opening win against Tampa Bay (9/23) and totaled one pass breakup as the defense gave up just 166 total net yards.
- Posted five stops at Carolina (10/21) then had five tackles against the N.Y. Giants (10/28).
- Finished with four tackles and a deflection at Atlanta (11/4) before picking off his first pass as a Dallas Cowboy and returning it 47 yards for his first career touchdown at Philadelphia (11/11).
- Had six stops against Cleveland (11/18) and again on Thanksgiving Day against Washington (11/22).
- Had four tackles, one pass breakup and an interception he returned 37 yards to set up DeMarco Murray's rushing touchdown in the come-from-behind win at Cincinnati (12/9).
- In the overtime win against Pittsburgh (12/16), intercepted his third pass of the season and returned it 36 yards to set up the game-winning field goal in overtime. With his interception from the previous game, it was the first time in his career with a pick in consecutive games. Also added four tackles and two breakups.
- Was Named NFC Defensive Player of the Week for his play against the Steelers.
- Tied for second on the team with a season-best eight tackles against New Orleans (12/23).

2011 (Kansas City):

- Started all 16 games at right cornerback, recording 58 tackles, 13 pass breakups and a single-season career-best four interceptions.
- Recorded his first interception of the year with one against Minnesota (10/2) and added two tackles.
- Had his second interception of the season at Oakland (10/23) with two tackles and two passes defended.
- Produced a season-best seven tackles against San Diego (10/31).
- Had two tackles, a pass breakup and his third interception at Chicago (12/4).
- Finished with three tackles, two pass breakups and his fourth interception of the year in the season finale at Denver (1/12).

2010 (Kansas City):

- Ranked fifth on the team in tackles with 70 while adding a team-high 23 pass breakups, with one interception and a fumble recovery in 16 starts at right corner.
- Posted two tackles and a fumble recovery against San Diego (9/13).
- Recorded eight tackles and one pass breakup at Indianapolis (10/10).
- Had a career-high five pass breakups against Denver (12/5).
- Tied his career-best with nine tackles at San Diego (12/12).
- Registered three tackles, three pass breakups and an interception against Tennessee (12/26).
- In his playoff debut in the AFC Wild Card Game against Baltimore (1/9/11), posted four tackles.

2009 (Kansas City):

- Started all 16 games at right cornerback and totaled 60 tackles, two tackles for loss, an interception, 19 pass breakups, one forced fumble and a fumble recovery.
- Notched four tackles and three passes defended against the N.Y. Giants (10/4).
- Had four tackles, a tackle for loss and one pass breakup at Oakland (11/15).
- Against Pittsburgh (11/22) recorded a season-high eight tackles.
- Added five tackles, one for a loss, a breakup and forced and recovered a fumble against Buffalo (12/13).
- Recorded three tackles, an interception and three pass breakups against Cleveland (12/20).

2008 (Kansas City):

- Started all 16 games as a rookie, 14 at left cornerback and two as a nickel corner.
- Named to the *USA Today* All-Joe Team.
- Finished fifth on the team in tackles with 77 while adding one tackle for a loss, two interceptions, six pass breakups and two fumble recoveries.
- Made his NFL debut as one-of-six rookies to start on opening day at New England (9/7) and recovered a fumble.
- Had a team-high eight tackles starting in place of injured Patrick Surtain at Atlanta (9/21).
- Registered his first career interception and had a fumble recovery against Denver (9/28).
- Talled a career-best nine tackles at Carolina (10/5).
- Against Tampa Bay (11/2) had six tackles, one pass breakup and an interception.

COLLEGE:

- Saw action in 49 career games with 42 starts at Grand Valley State, where he recorded 206 tackles (147 solo), 11 interceptions with one touchdown, and two fumble recoveries with one touchdown.
- Was part of a Grand Valley State squad that compiled a 50-4 record and won two NCAA Division II titles during his tenure.
- Started all 13 games at right cornerback as a senior, earning first-team All-America honors from The NFL Draft Report and adding second-team honors from the Associated Press.
- Also earned All-Great Lakes Intercollegiate Athletics Conference first-team accolades and was named the conference's defensive back of the year.
- Posted 45 tackles, had two interceptions with one returned 41 yards for a touchdown and deflected a team-high 13 passes.
- Started all 15 games at right corner as a junior posting 71 tackles, a team-high six interceptions and 15 pass breakups, while earning first-team All-America and All-GLIAC honors.
- Recorded 78 tackles, three interceptions with one touchdown and nine pass breakups in 13 starts as a sophomore where he earned all-conference honors.
- Appeared in eight games on special teams and saw duty on defense in five games as a true freshman in 2004. Finished the season with 12 tackles and two pass breakups.

PERSONAL:

- Attended Carman-Ainsworth High School in Flint, Mich., earning all-conference honors as a senior cornerback with 53 tackles and two picks along with 24 receptions for 431 yards with four scores as a receiver.
- Also lettered in basketball.
- Carr and his wife, Shatory, were married in May 2014 and have a daughter, Sidney, and a son, Austin.
- Majored in communications at Grand Valley State.

COMMUNITY:

- 2012 Exercise Like A Pro - NFL/United Way Play 60 fund raiser.
- 2012 NFL United Way Representative.
- 2012 "Dallas" TV Show Premiere attendee.
- 2012-13 Dallas Cowboys Draft Day/Fan Appreciation Party.
- 2012-16 Dallas Cowboys U High School Camp.
- 2012 NFL United Way Hometown Huddle.
- 2012 TXDOT Drive Clean Across Texas - presented the winner with keys to a new car.
- 2013-16 Taste of the NFL: The Ultimate Cowboys Tailgate Party benefiting North Texas Food Bank.
- 2013-16 Children's Cancer Fund Fashion Show.
- 2013 Dallas Mayor Rawlings' Domestic Violence Rally.
- 2013-16 Reliant Home Run Derby benefiting the Salvation Army.
- 2013 National Dr. Seuss Birthday guest reader.
- 2013 Cowboys Play 60 Challenge Kick Off/Guest Speaker.
- 2014 Built Ford Tough High School Player of the Year Banquet Guest Speaker.
- 2014 Pro Players Foundation Play Day Football Camp.
- 2014 Albertson's All Star Gala benefiting The Salvation Army and Muscular Dystrophy Association.
- 2014 NFL/Dallas Cowboys United Way Hometown Huddle Play 60 Clinic
- 2014-15 Reliant Play 60 Challenge kickoff event.
- 2014 NFL Play 60 clinic, London, England.
- 2014 Fan Appreciation Pep Rally, London, England.
- 2015 Cowboys and Cowboys Sky Ranch Gala.
- 2015 Star Survivors/Komen Foundation Event.
- 2015 Play 60 Read 20 Event.
- 2015 Team winner of NFL Walter Payton Man of the Year Award.
- 2016 Hope to Dream/Bed Giveaway
- 2016 Contributed \$100,000 through his foundation to Flint, Mich. water disaster.
- WrestleMania 32 week community event at North Texas Youth Education Center and East Dallas Boys & Girls Club.
- Annual Team Holiday Hospital Visits.
- Kick Off Luncheon and Dallas Cowboys Family Cookbook benefiting Happy Hill Farm.
- Dallas Cowboys Early Thanksgiving Day Lunch at The Salvation Army.
- Salvation Army Angel Tree Christmas Program.
- Make-A-Wish Foundation of North Texas.



CARR CARES FOUNDATION

MISSION: The Carr Cares Foundation aspires to mold youth into becoming more responsible and motivated young adults, enabling them to be self-sufficient, and productive members of society.

www.carrcares.org

CARR'S NFL TOTALS

Year Team	GP-GS	DEFENSE										INTERCEPTIONS					FUMBLES REC				
		ST	AT	TT	Sks-Yds	Tkl/Ls	QB	Prs	PBU	FF		No	Yds	Avg	Lg	Td	No	Yds	Avg	Lg	Td
2008 Kansas City	16-16	71	6	77	0.0(0)	1(-3)	0	6	0			2	67	33.5	35	0	2	17	8.5	17	0
2009 Kansas City	16-16	56	4	60	0.0(0)	2(-2)	0	19	1			1	31	31.0	31	0	1	0	0.0	0	0
2010 Kansas City	16-16	48	22	70	0.0(0)	0(0)	0	23	0			1	0	0.0	0	0	1	0	0.0	0	0
2011 Kansas City	16-16	39	19	58	0.0(0)	0(0)	0	13	0			4	17	3.0	14	0	0	0	0.0	0	0
2012 Dallas	16-16	58	4	62	0.0(0)	0(0)	0	11	0			3	120	40.0	47	1	0	0	0.0	0	0
2013 Dallas	16-16	56	18	74	0.0(0)	2(-8)	0	17	0			3	49	16.3	49	1	1	21	21.0	21	0
2014 Dallas	16-16	45	13	58	1.0(-7)	1(-1)	1	12	0			0	0	0.0	0	0	1	0	0.0	0	0
2015 Dallas	16-16	62	9	71	0.0(0)	1(-5)	2	8	0			0	0	0.0	0	0	1	5	5.0	5	0
Totals	128-128	435	95	-530	1.0(-7)	7(-19)	3	109	1			14	284	20.3	49	2	7	43	7.2	21	0
Playoffs																					
2010 Kansas City	1-1	3	1	4	0.0(0)	0(0)	0	1	0			0	0	0.0	0	0	0	0	0.0	0	0
2014 Dallas	2-2	7	1	8	0.0(0)	0(0)	0	2	0			0	0	0.0	0	0	0	0	0.0	0	0
Totals	3-3	10	2	-12	0.0(0)	0(0)	0	3	0			0	0	0.0	0	0	0	0	0.0	0	0

ADDITIONAL STATISTICS

Special Teams Fum. Rec. - 2009 (1), 2010 (1). Totals (2).

SINGLE-GAME HIGHS

Tackles - 10 at Green Bay, 12/13/15

Passes Defensed - 5 vs. Denver, 12/5/10

CARR'S INTERCEPTIONS BY QUARTERBACK (14)

Nick Foles.....2	Jeff Garcia.....1	Brady Quinn.....1
Kyle Boller.....1	Caleb Hanie.....1	Ben Roethlisberger.....1
Kerry Collins.....1	Eli Manning.....1	Tim Tebow.....1
Jay Cutler.....1	Matt McGloin.....1	
Andy Dalton.....1	Donovan McNabb.....1	

CARR'S CAREER GAME-BY-GAME
DEFENSE

2008 (Kansas City)

Game	ST	AT	TT	INTs			
				Tk/ Ls	PBU	No/ Yds	Lg TD
L-@ NE 9/7.....	4	0	4				
L-Oak 9/14.....	1	1	2				
L-@ Atl 9/21.....	8	0	8				
W-Den 9/28.....	2	1	3		1	1/32	32 0
L-@ Car 10/5.....	9	0	9				
L-Ten 10/19.....	4	0	4		1		
L-@ NYJ 10/26.....	5	0	5				
L-TB 11/2.....	6	0	6		1	1/35	35 0
L-@ SD 11/9.....	4	1	5				
L-NO 11/16.....	5	1	6		2		
L-Buf 11/23.....	5	1	6				
W-@ Oak 11/30.....	2	0	2				
L-@ Den 12/7.....	5	0	5				
L-SD 12/14.....	4	0	4	1(-3)			
L-Mia 12/21.....	3	0	3				
L-@ Cin 12/28.....	4	1	5		1		
Totals	71	6	77	1(-3)	6	2/67	35 0

2009 (Kansas City)

Game	ST	AT	TT	INTs			
				Tk/ Ls	PBU	No/ Yds	Lg TD
L-@ Bal 9/13.....	3	1	4		1		
L- Oak 9/20.....	1	0	1		1		
L-@ Phi 9/27.....	2	0	2		1		
L- NYG 10/4.....	4	0	4		3		
L- Dal 10/11.....	3	1	4		1		
W-@ Was 10/18.....	2	0	2		1		
L- SD 10/25.....	4	0	4		1		
L-@ Jac 11/8.....	3	0	3				
W-@ Oak 11/15.....	4	0	4	1(-1)	1		
W- Pit 11/22.....	8	0	8				
L-@ SD 11/29.....	2	1	3				
L- Den 12/6.....	4	0	4		2		
L- Buf 12/13.....	4	1	5	1(-1)			
L- Cle 12/20.....	3	0	3		3	1/31	31 0
L-@ Cin 12/27.....	3	0	3				
W-@ Den 1/3/10.....	6	0	6		3		
Totals	56	4	60	2(-2)	19	1/31	31 0

2010 (Kansas City)

Game	ST	AT	TT	INTs			
				Tk/ Ls	PBU	No/ Yds	Lg TD
W-SD 9/13.....	2	0	2				
W-@ Cle 9/19.....	1	1	2		1		
W-SF 9/26.....	5	2	7				
L-@ Ind 10/10.....	6	2	8		1		
L-@ Hou 10/17.....	6	0	6		1		
W-Jac 10/24.....	1	2	3		2		
W-Buf 10/31.....	2	2	4		1		
L-@ Oak 11/7.....	2	2	4		1		
L-@ Den 11/14.....	3	2	5		2		
W-Ari 11/21.....	1	1	2		1		
W-@ Sea 11/28.....	2	1	3		1		
W-Den 12/5.....	1	1	2		5		
L-@ SD 12/12.....	7	2	9				
W-@ StL 12/19.....	4	1	5		2		
W-Ten 12/26.....	2	1	3		3	1/0	0 0
L-Oak 1/2/11.....	3	2	5		2		
Totals	48	22	70		23	1/0	0 0

Playoffs

L- Bal 1/9/11.....	3	1	4		1		
--------------------	---	---	---	--	---	--	--

2011 (Kansas City)

Game	ST	AT	TT	INTs			
				Tk/ Ls	PBU	No/ Yds	Lg TD
L-Buf 9/11.....	2	1	3				
L-@ Det 9/18.....	3	2	5			1	
L-@ SD 9/25.....	3	1	4				
W-Min 10/2.....	1	1	2			1/14	14 0
W-@ Ind 10/9.....	3	2	5			1	
W-@ Oak 10/23.....	1	1	2		2	1/2	2 0
W-SD 10/31.....	6	1	7				
L-Mia 11/6.....	3	1	4				
L-Den 11/13.....	2	1	3		1		
L-@ NE 11/21.....	3	2	5				
L-Pit 11/27.....	4	1	5		1		
W-@ Chi 12/4.....	1	1	2		1	1/0	0 0
L-@ NYJ 12/11.....	1	2	3		3		
W-GB 12/18.....	2	1	3		1		
L-Oak 12/24.....	2	0	2				
W-@ Den 1/1/12.....	2	1	3		2	1/1	1 0
Totals	39	19	58		13	4/17	14 0

2012 (Dallas)

Game	ST	AT	TT	INTs			
				Tk/ Ls	PBU	No/ Yds	Lg TD
W-@ NYG 9/5.....	2	1	3		1		
L-@ Sea 9/16.....	2	0	2				
W-TB 9/23.....					1		
L-Chi 10/1.....	3	0	3				
L-@ Bal 10/14.....	3	0	3				
W-@ Car 10/21.....	5	0	5				
L-NYG 10/28.....	5	0	5		1		
L-@ Atl 11/4.....	3	0	3		1		
W-@ Phi 11/11.....	4	0	4			1/47	47t 1
W-Cle 11/18.....	6	0	6		1		
L-Was 11/22.....	6	0	6				
W-Phi 12/2.....	1	2	3				
W-@ Cin 12/9.....	3	1	4		1	1/37	37 0
W-Pit 12/16.....	4	0	4		2	1/36	36 0
L-NO 12/23.....	8	0	8				
W-@ Was 12/30.....	3	0	3		2		
Totals	58	4	62		11	3/120	47t 1

2013 (Dallas)

Game	ST	AT	TT	INTs			
				Tk/ Ls	PBU	No/ Yds	Lg TD
W-NYG 9/8.....	3	0	3			1/49	49t 1
L-@ KC 9/15.....	4	1	5		1		
W-SIL 9/22.....	2	1	3				
L-@SD 9/29.....	2	2	4		1		
L-Den 10/6.....	2	0	2				
W-Was 10/13.....	5	2	7	1(-1)	3		
W-@ Phi 10/20.....	5	0	5	1(-7)	3	1/0	0 0
L-@ Det 10/27.....	7	1	8		2		
W-Min 11/3.....	7	1	8		1		
L-@ NO 11/10.....	3	2	5				
W-@ NYG 11/24.....	3	1	4				
W-Oak 11/28.....	1	0	1			1/0	
L-@ Chi 12/9.....	2	0	2		1		
L-GB 12/15.....	5	3	8		2		
W-@ Was 12/22.....	5	1	6		1		
L-Phi 12/29.....	0	3	3				
Totals	56	18	74	2(-8)	17	3/49	49t 1

2014 (Dallas)

Game	ST	AT	TT	INTs			
				Tk/ Ls	PBU	No/ Yds	Lg TD
L-SF 9/7	4	1	5	1(-1)			
W-@ Ten 9/14	1	0	1		2		
W-@ StL 9/21	1	2	3		1		
W-NO 9/28	3	0	3				
W-Hou 10/5	7	2	9		2		
W-@ Sea 10/12					2		
W-NYG 10/19	1	1	2				
L-Was 10/27	5	1	6				
L-Ari 11/2	3	1	4				
W-@ Jac (Lond) 11/9	3	1	4				
W-@ NYG 11/23	4	2	6				
L-Phi 11/27	1	1	2				
W-@ Chi 12/4	4	0	4		1		
W-@ Phi 12/14	2	0	2		1		
W-Ind 12/21	3	1	4		2		
W-@ Was 12/28	3	0	3		1		
Totals	45	13	58	1(-1)	12		

Playoffs

W-Det 1/4/15	5	1	6		1		
L-@ GB 1/11/15	2	0	2		1		
Totals	7	1	8		2		

2015 (Dallas)

Game	ST	AT	TT	INTs			
				Tk/ Ls	PBU	No/ Yds	Lg TD
W-NYG 9/13	5	0	5				
W-@ Phi 9/20	0	1	1				
L-Atl 9/27	5	2	7	1(-5)	1		
L-@ NO 10/4	6	1	7				
L-NE 10/11	1	0	1				
L-@ NYG 10/25	5	0	5				
L-Sea 11/1	5	0	5				
L-Phi 11/8	2	1	3				
L-@ TB 11/15	3	0	3			3	
W-@ Mia 11/22	1	0	1			1	
L-Car 11/26	3	0	3				
W-@ Was 12/7	3	0	3				
L-@ GB 12/13	7	3	10				
L-NYJ 12/19	6	0	6			1	
L-@ Buf 12/27	6	1	7			1	
L-Was 1/3/16	4	0	4			1	
Totals	62	9	71	1(-5)	8		

BARRY CHURCH

42 • Safety

6-2 • 218 • 2/11/88

Toledo • FA for '10

NFL: 7th Year • Cowboys: 7th Year

Games/Starts: 2015-15/15; Career-78/51

Postseason: 2015-0/0; Career-2/2



PRO: After impressing coaches through the 2010 preseason by finishing fourth on the team with 15 tackles and tying for second with three special teams tackles, Barry Church was one-of-four undrafted free agents to make the roster coming out of training camp. Through his rookie season, Church continued to display his playmaking ability as a stalwart on special teams units and as a reserve in the defensive backfield. Church finished the year fourth on the squad with 16 special teams tackles while also contributing 14 tackles on defense. Church continued his development through 2011 and added 10 special teams tackles while seeing more time in the defensive rotation, tallying 24 tackles, with two for losses. He came into 2012 as the club's starting strong safety, but that only lasted three games as he tore his Achilles in the home opener. Coaches saw enough promise and improvement in Church's play and gave him a four-year contract extension following his injury. He resumed the starting role in 2013 and flourished, leading the team with a career-best 147 tackles, starting all 16 games. Church again led the defense in tackles, becoming the first Cowboy since Bradie James (2005-10) to lead the defense in tackles in consecutive seasons, posting 110 in 2014 while serving as one of the team captains. Church had another stout tackling season in 2015, finishing second with 136 tackles (third consecutive 100-tackle effort) and tied for fourth with five tackles for losses. He missed the season finale with a broken arm, but will return in 2016 healthy as the veteran leader in the secondary.

TRANSACTION SUMMARY:

12/30/15: Placed on Reserve/Injured with an arm injury.

10/26/12: Signed a four-year contract extension through 2016.

9/25/12: Placed on Reserve/Injured with an Achilles injury.

12/13/11: Placed on Reserve/Injured with a shoulder injury.

4/30/10: Signed with Dallas as a rookie free agent.

2015:

- Started 15 games, finishing the season on IR with a broken arm suffered in Week 16, and was second on the team with 136 tackles (second in his career) and tied for fourth with a career-high tying five stops for losses.
- Finished first or second in tackles 10 times and tallied six games with double-digit tackle figures.
- Second on the defense in the season-opening win over the N.Y. Giants (9/13) with 11 tackles while helping to hold Odell Beckham to five catches for 44 yards.
- Placed second on the defense with nine tackles to go with a pair of stops for losses in the win at Philadelphia (9/20) and again with 10 stops at New Orleans (10/4).
- Tied for the team lead with nine tackles and led the team with two stops for losses against New England (10/11).
- Against the N.Y. Giants (10/25), had seven tackles with one stop on special teams then added a special teams stop along with 12 tackles (second on the team) against Seattle (11/1).

- Second on the defense with eight stops to go with one for a loss against Philadelphia (11/8) and again with 10 tackles, nine solo, at Tampa Bay (11/25).
- Had four tackles at Miami (11/22) then notched his 400th career tackle, finishing with eight on Thanksgiving Day against Carolina (11/26).
- Led the team with a season-best 15 tackles, reaching 100 on the season, and notched a special teams tackle at Washington (12/7).
- Was one-of-five defenders at Green Bay (12/13) to post double-digit tackles, finishing with 10, then made his 50th career start in the game against the N.Y. Jets (12/19) and had seven tackles and a hurry.
- Had seven tackles, two pressures and a forced fumble that was recovered by Brandon Carr before a broken arm forced him from the game in the fourth quarter at Buffalo (12/27).

2014:

- Elected by his teammates as one of the defensive captains for the season, started all 16 games for the second consecutive season and led the team in tackles (110) for the second straight year.
- Finished the opener against San Francisco (9/7) with four tackles and a breakup.
- Had five tackles, one pass breakup and the first takeaway of the season for the defense when he intercepted a second quarter pass at Tennessee (9/14). Also topped 200 tackles for his career in the game.
- Was third on the team with nine tackles in the come-from-behind win at St. Louis (9/21).
- In the win over the N.Y. Giants (10/19), was second on the team with nine tackles along with a forced fumble.
- Tied for the team lead with eight tackles in the overtime loss to Washington (10/27).
- Posted six stops against Arizona (11/2) then five more at Jacksonville (11/9) in London.
- In the comeback win at the N.Y. Giants (11/23), tallied 11 tackles (third) with one tackle for a loss and intercepted a pass at the Dallas three to stop a Giants scoring drive. Returned the pick 45 yards, setting Dallas up at midfield for the go-ahead touchdown drive in the third quarter.
- Was third on the defense on Thanksgiving Day against Philadelphia (11/27) with a season-high 12 tackles, including a season-best 10 solos, with a tackle for a loss, one pressure and a breakup.
- Added four tackles, a breakup and blocked his first career kick in the Thursday night win at Chicago (12/4).
- Had four more tackles along with a pair of special teams stops in the win at Philadelphia (12/14).
- Notched five tackles in the NFC East clinching win over Indianapolis (12/21) to give him his second straight 100-tackle season.
- Second on the team with nine tackles in the season-ending win at Washington (12/28), giving him 300 career tackles. Recovered an onside kick in the second frame that led to a touchdown and a 27-7 Dallas lead.
- Tied for the team lead with seven tackles along with a tackle for loss and a forced fumble in the Wild Card Playoff Game against Detroit (1/4/15).
- Was third on the defense with nine stops in the Divisional Playoff Game at Green Bay (1/11/15).

2013:

- Played in all 16 games for the first time in his career, and started all 16, finishing the year with a team-best and career-high 147 tackles, five tackles for losses (tied for third), six breakups and three forced fumbles - the first three of his career.
- Returned to the field for the first time since Week 3 of 2012 and started the opener against the N.Y. Giants (9/8), finishing with six tackles, a tackle for a loss, his first career forced fumble and a fumble recovery he returned 27 yards for his first career score.
- Had three tackles and a career-high three deflections while limiting St. Louis (9/22) to 18 first half yards.
- Had a career-high 11 tackles to finish second on the team in the loss at San Diego (9/29).
- Finished second on the team with 10 tackles along with a breakup and a forced fumble against Denver (10/6) despite missing a few series after breaking his nose.
- Against Washington (10/13) finished second with 10 tackles along with a breakup.
- Had five tackles, one pass breakup and the first interception of his career in the win at Philadelphia (10/20).
- Tied for second on the team with a career-high tying 11 tackles with one for a loss and a forced fumble before a hamstring injury sidelined him in the fourth quarter.
- Tied for second with nine tackles with a tackle for a loss in the win over Minnesota (11/3).
- Led the team with a career-high 17 tackles, including a club-high tying and career-best 12 solo stops, in the loss at New Orleans (11/10).
- Led the team with 14 tackles at the N.Y. Giants (11/24) to cross the 100-tackle mark for the season for the first time in his career.
- Led the team with 11 tackles with one stop for a loss against Green Bay (12/15).
- Finished second in the finale against Philadelphia (12/29) with nine tackles to finish the season with a career-best 147 stops (team best).

2012:

- Earned the starting strong safety job in training camp but was sidelined three weeks into the season, rupturing his Achilles tendon.
- Started at strong safety at the N.Y. Giants (9/5) and recorded three tackles, two breakups and the first fumble recovery of his career. Also tied for the team lead on special teams with a pair of stops.
- Posted one tackle before leaving the game at Seattle (9/16) with a quad contusion.
- Had four tackles in the home-opening win over Tampa Bay (9/23) before rupturing his Achilles tendon.
- Was placed on Reserve/Injured with the Achilles injury on Sept. 25.

2011:

- Finished sixth on the squad with 10 special teams tackles while seeing time in the defensive backfield rotation to post 24 tackles, two for losses, and a pressure.
- Had two tackles on defense and one on special teams in the season opener at the N.Y. Jets (9/11).
- Led the team with three special teams tackles in the home-opening win against Washington (9/26).
- Tied his season-best and tied for second on the team with six tackles with a stop on special teams against Seattle (11/6) before tackling on five tackles against Buffalo (11/13).
- Had his first career tackle for a loss, finishing with three stops in the win at Washington (11/20).
- In the first start of his career, had two tackles and a pressure before leaving the game against the Giants (12/11) with a shoulder injury. Was placed on IR two days after the game due to the injury.

2010:

- As one of just four rookie free agents to make the active roster out of training camp, finished fourth on the team with 16 special teams tackles while adding 14 tackles as a reserve safety.

- Made his NFL debut playing on special teams in the home opener against Chicago (9/19) but did not record any statistics.
- Saw limited action as a reserve in the secondary while continuing his role on special teams coverage units in the win at Houston (9/26), and posted his first career stop.
- Added one tackle on special teams against Tennessee (10/10) before tying for the team lead with two coverage tackles at Minnesota (10/17).
- Made two more special teams tackles against the N.Y. Giants (10/25) then notched his first career tackle on defense at Green Bay (11/7). Finished the Packers game with a season-high five tackles.
- Had two more tackles on defense along with two on special teams in Jason Garrett's first win as the interim head coach at the N.Y. Giants (11/14).
- Talled two tackles against Washington (12/19) before posting a season-high three special teams tackles on Christmas night at Arizona (12/25).

COLLEGE:

- Started all 48 career games at Toledo, finishing with 354 tackles, 26 tackles for loss, nine interceptions, 18 pass breakups, six forced fumbles and three blocked kicks.
- As a senior, was named first-team All-MAC for the fourth time, becoming the first Rocket and just the third MAC player ever to achieve that distinction.
- Named one-of-12 semifinalists for the Jim Thorpe Award (top defensive back), on watch lists for the Bronco Nagurski Award (top defensive player) and selected to play in the East-West Shrine Game.
- Finished his final collegiate season tied for 12th in the MAC - second on the team - with 98 tackles. Added 8.5 tackles for loss, an interception, two breakups, a forced fumble and three blocked kicks, starting all 12 games.
- First-team All-MAC for the third straight year as a junior, finishing with 93 tackles, 5.5 tackles for loss, one interception and a team-high six pass breakups and three forced fumbles while starting all 12 games.
- As a sophomore, named first-team All-MAC for the second straight year, placing third on the team with 92 tackles.
- Also second on the team with six tackles for loss and tied for team lead with three interceptions and had four pass breakups.
- First-team All-MAC as a freshman and was named second-team Freshman All-America by *The Sporting News* and by Scout.com.
- Led the Rockets with four interceptions with two returned for a touchdown to tie a school record.
- Was also second on team with 71 tackles along with six tackles for losses, six pass breakups, a forced fumble and a fumble recovery.

PERSONAL:

- Named to the *Pittsburgh Tribune-Review's* "Terrific 25" team and second-team all-state Class AAAA at safety as a senior at Penn Hills High School in Pittsburgh, Pa.
- Also earned first-team Western Pennsylvania Interscholastic Athletic League-East honors, and was selected to play in the Big 33 Game (Ohio vs. Pennsylvania).
- As a senior, had 80 tackles, 9.0 sacks and four interceptions.
- Also played wide receiver, catching 30 passes for 670 yards and four touchdowns as a senior.
- A triple jumper on the track and field team, and ran a 4.47 at the Metro Index camp.
- Was a communications major at Toledo.
- He and his wife, Marcia, were married in June, 2015.

COMMUNITY:

- 2010 Dallas Cowboys Rookie Club.
- 2011 Taste of the NFL: The Ultimate Cowboys Tailgate Party benefiting the North Texas Food Bank.
- 2011 Participated in Super Bowl XLV youth football clinic.
- 2011, 2015 Served an early Thanksgiving meal at The Salvation Army.
- 2012-16 Dallas Cowboys U High School Camp.
- 2013 Dallas Cowboys Draft Day/Fan Appreciation Party.
- 2014-16 Reliant Home Run Derby benefiting the Salvation Army and 2014 team champion.
- 2014 NFL/Cowboys United Way Hometown Huddle Play 60 Clinic.
- 2014 Team Cowboys/Komen Race for the Cure Registration event.
- 2014 NFL Play 60 clinic, London, England.
- 2014 Fan Appreciation Pep Rally, London, England.
- 2015 NFL Play 60 Super School visit, Austin, Tx.
- 2015-16 Fuel up to Play 60 Cowboys spokesman
- 2015 Celebrity guest at opening ceremonies for Regional Robotics Competition
- WrestleMania 32 week community event at Special Olympics Unified Flag Football.
- Annual Team Holiday Hospital Visits.
- Kickoff Luncheon and Dallas Cowboys Family Cookbook benefiting Happy Hill Farm.
- Salvation Army Angel Tree Program.
- Make-A-Wish Foundation of North Texas.

CHURCH'S COWBOYS TOTALS

		DEFENSE								INTERCEPTIONS					FUMBLES REC				
Year Team	GP-GS	ST	AT	TT	Sks-Yds	Tkl/Ls	QB Prs	PBU	FF	No	Yds	Avg	Lg	TD	No	Yds	Avg	Lg	TD
2010 Dallas	15-0	9	5	14	0.0(0)	0(0)	0	0	1	0	0	0.0	0	0	0	0	0.0	0	0
2011 Dallas	13-1	20	4	24	0.0(0)	2(-4)	1	0	0	0	0	0.0	0	0	0	0	0.0	0	0
2012 Dallas	3-3	5	3	8	0.0(0)	0(0)	0	2	0	0	0	0.0	0	0	1	6	6.0	6	0
2013 Dallas	16-16	100	47	147	0.0(0)	5(-15)	0	6	3	1	0	0.0	0	0	1	27	27.0	27	1
2014 Dallas	16-16	75	35	110	0.0(0)	2(-3)	1	6	1	2	49	24.5	45	0	1	-1	-1.0	-1	0
2015 Dallas	15-15	92	44	136	0.0(0)	5(-11)	3	0	1	0	0	0.0	0	0	0	0	0.0	0	0
Totals	78-51	301	138	439	0.0(0)	14(-33)	5	14	6	3	49	16.3	45	0	3	32	10.7	27	1
Playoffs																			
2014 Dallas	2-2	11	5	16	0.0(0)	1(-2)	0	0	1	0	0	0.0	0	0	0	0	0.0	0	0

ADDITIONAL STATISTICS

Special Teams Tackles – 2010 (12-4-16), 2011 (7-3-10), 2012(11-2-2), 2013 (1-3-4), 2014 (4-0-4), 2015 (3-1-4). **Totals: 28-12-40.**
Block Kick – 2014 (1 PAT).

SINGLE-GAME HIGHS

Tackles – 17, at New Orleans, 11/10/13
Solo Tackles – 12, at New Orleans, 11/10/13
Passes Defensed – 3, vs. St. Louis, 9/22/13

CHURCH'S CAREER GAME-BY-GAME
DEFENSE

2010 (Dallas)

Game	ST	AT	TT	Tk/ Ls	PBU	No/ Yds	INTs Lg TD
L-@ Was 9/12.....							
L-Chi 9/19.....							
W-@ Hou 9/26.....							
L-Ten 10/10.....							
L-@ Min 10/17.....							
L-NYG 10/25.....							
L-Jac 10/31.....							
L-@ GB 11/7.....	3	2	5				
W-@ NYG 11/14.....	2	2	4				
W-Det 11/21.....	1	1	2				
L-NO 11/25.....	1	0	1				
W-@ Ind 12/5.....							
L-Phi 12/12.....							
W-Was 12/19.....	2	0	2				
L-@ Ari 12/25.....							
W-@ Phi 1/2/11.....							
Totals	9	5	14				

2011 (Dallas)

Game	ST	AT	TT	Tk/ Ls	PBU	No/ Yds	INTs Lg TD
L-@ NYJ 9/11.....	2	0	2				
W-@ SF 9/18.....							
W-Was 9/26.....							
L-Det 10/2.....	6	0	6				
L-@ NE 10/16.....							
W-SIL 10/23.....							
L-@ Phi 10/30.....							
W-Sea 11/6.....	4	2	6				
W-Buf 11/13.....	3	2	5				
W-@ Was 11/20.....	3	0	3	2(-4)			
W-Mia 11/24.....							
L-@ Ari 12/4.....							
L-NYG 12/11.....	2	0	2		1		
W-@ TB 12/17.....							RESERVE/INJURED-Shoulder
L-Phi 12/24.....							RESERVE/INJURED-Shoulder
L-@ NYG 1/1/12.....							RESERVE/INJURED-Shoulder
Totals	20	4	24	2(-4)	1		

2012 (Dallas)

Game	ST	AT	TT	Tk/ Ls	PBU	No/ Yds	INTs Lg TD
W-@ NYG 9/5.....	1	2	3		2		
L-@ Sea 9/16.....	1	0	1				
W-TB 9/23.....	3	1	4				
L-Chi 10/1.....							RESERVE/INJURED-Achilles
L-@ Bal 10/14.....							RESERVE/INJURED-Achilles
W-@ Car 10/21.....							RESERVE/INJURED-Achilles
L-NYG 10/28.....							RESERVE/INJURED-Achilles
L-@ Atl 11/4.....							RESERVE/INJURED-Achilles
W-@ Phi 11/11.....							RESERVE/INJURED-Achilles
W-Cle 11/18.....							RESERVE/INJURED-Achilles
L-Was 11/22.....							RESERVE/INJURED-Achilles
W-Phi 12/2.....							RESERVE/INJURED-Achilles
W-@ Cin 12/9.....							RESERVE/INJURED-Achilles
W-Pit 12/16.....							RESERVE/INJURED-Achilles
L-NO 12/23.....							RESERVE/INJURED-Achilles
L-@ Was 12/30.....							RESERVE/INJURED-Achilles
Totals	5	3	8		2		

2013 (Dallas)

Game	ST	AT	TT	Tk/ Ls	PBU	No/ Yds	INTs Lg TD
W-NYG 9/8.....	6	0	6	1(-2)			
L-@ KC 9/15.....	3	2	5				
W-SIL 9/22.....	3	0	3			3	
L-@SD 9/29.....	8	3	11				
L-Den 10/6.....	8	2	10			1	
W-Was 10/13.....	7	3	10			1	
W-@ Phi 10/20.....	5	0	5			1	1/0 0 0
L-@ Det 10/27.....	6	5	11	1(-7)			
W-Min 11/3.....	5	4	9	1(-1)			
L-@ NO 11/10.....	12	5	17				
W-@ NYG 11/24.....	8	6	14				
W-Oak 11/28.....	6	2	8				
L-@ Chi 12/9.....	7	3	10	1(-2)			
L-GB 12/15.....	7	4	11	1(-3)			
W-@ Was 12/22.....	3	5	8				
L-Phi 12/29.....	6	3	9				
Totals	100	47	147	5(-15)	6	1/0	0 0

(2014 Dallas)

Game	ST	AT	TT	Tk/ Ls	PBU	No/ Yds	INTs Lg TD
L-SF 9/7.....	2	2	4		1		
W-@ Ten 9/14.....	5	0	5		1	1/4	4 0
W-@ SIL 9/21.....	4	5	9				
W-NO 9/28.....	5	1	6				
W-Hou 10/5.....	6	3	9				
W-@ Sea 10/12.....	3	1	4		1		
W-NYG 10/19.....	7	2	9				
L-Was 10/27.....	7	1	8				
L-Ari 11/2.....	3	3	6				
W-@ Jac 11/9 (Lon.).....	3	2	5				
W-@ NYG 11/23.....	7	4	11	1(-2)	1	1/45	45 0
L-Phi 11/27.....	10	2	12	1(-1)	1		
W-@ Chi 12/4.....	3	1	4		1		
W-@ Phi 12/14.....	4	0	4				
W-Ind 12/21.....	1	4	5				
W-@ Was 12/28.....	5	4	9				
Totals	75	35	110	2(-3)	6	2/49	45 0

Playoffs

W-Det 1/4/15.....	4	3	7	1(-2)			
L-@ GB 1/11/15.....	7	2	9				
Totals	11	5	16	1(-2)			

2015 (Dallas)

Game	ST	AT	TT	Tk/ Ls	PBU	No/ Yds	INTs Lg TD
W- NYG 9/13.....	6	5	11				
W-@ Phi 9/20.....	7	2	9	2(-7)			
L-Ari 9/27.....	5	2	7				
L-@ NO 10/4.....	8	2	10				
L-NE 10/11.....	7	2	9	2(-2)			
L-@ NYG 10/25.....	4	3	7				
L-Sea 11/1.....	6	6	12				
L-Phi 11/8.....	7	1	8	1(-2)			
L-@ TB 11/15.....	9	1	10				
W-@ Mia 11/22.....	4	2	6				
L-Car 11/26.....	4	4	8				
W-@ Was 12/7.....	8	7	15				
L-@ GB 12/13.....	6	4	10				
L-NYJ 12/19.....	7	0	7				
L-@ Buf 12/27.....	4	3	7				
L-Was 1/3/16.....							RESERVE/INJURED-Arm
Totals	92	44	136	5(-11)			

MORRIS CLAIBORNE

24 • Cornerback

5-11 • 192 • 2/7/90

Louisiana State • D1 for '12 (6th overall)

NFL: 5th Year • Cowboys: 5th Year

Games/Starts: 2015-11/11; Career-40/36

Postseason: 2015-0/0; Career-0/0



PRO: The Dallas Cowboys traded up eight spots in the 2012 NFL Draft in order to select the top defensive player available in Morris Claiborne. In Claiborne, Dallas got the 2011 Jim Thorpe Award winner who proved himself not only in man coverage, but also with his ability to handle kick return duties. As a rookie, Claiborne started all 15 games he played and was seventh on the team with 64 tackles. His eight pass breakups were good for third, his two fumble recoveries led the team and his lone interception tied for second. In his second season, he started seven of the 10 games he played, missing six with a hamstring injury. He finished his shortened season with 31 tackles, eight deflections, one interception and a fumble recovery. Claiborne got bit by the injury bug in 2014, rupturing his patella four games in. He spent the season rehabbing the injury and returned healthy in 2015 to start 11 games and post 42 tackles and a career-best nine breakups (second on the team).

TRANSACTION SUMMARY:

3/11/16: Signed a one-year contract as an unrestricted free agent with Dallas through 2016.

10/3/14: Placed on Reserve/Injured with a knee injury.

4/26/12: Drafted in the first round (sixth overall) by Dallas.

2015:

- Started the 11 games he played, missing five with hamstring and ankle injuries, and finished the season with 42 tackles and a career-high nine pass breakups.
- In the season-opening win over the N.Y. Giants (9/13), notched four tackles in his first game since rupturing his patella against New Orleans (9/28/14).
- Third on the defense in the win at Philadelphia (9/20) with seven tackles and a pass breakup, then had five tackles against Seattle (11/1).
- Suffered a hamstring and ankle injury at Tampa Bay (11/15), missed the next two games, played in the following two but suffered another hamstring injury at Green Bay (12/13) to force him from the final three games of the season.

2014:

- Played in only four games - with three starts - before a ruptured patella sidelined him for the season. Tallied seven tackles, two breakups and an interception in those four games.
- Had three tackles, his first career pressure, a breakup and an interception in the fourth quarter that sealed the come-from-behind win at St. Louis (9/21). Collected his 100th career tackle in the game.
- Started the win over New Orleans (9/28) but ruptured his patella tendon early in the first quarter and missed the remainder of the game.

2013:

- Started seven of the 10 games he played, missing six with a hamstring injury and finished the year with 31 tackles, eight pass breakups, an interception and a fumble recovery.
- Opened the season against the N.Y. Giants (9/8) with four tackles but suffered a shoulder injury making a tackle.
- Missed the start (shoulder) at Kansas City (9/15) but saw time as a reserve and did not record any stats.
- Started against St. Louis (9/22) as the Rams opened with three receivers and had two tackles and a breakup.
- Was third on the team with a career-best 10 tackles, playing as a reserve in the loss at San Diego (9/29).
- Notched a pair of tackles, one breakup, an interception and a fumble recovery - both leading to touchdowns - against Denver (10/6).
- Was Inactive/Injured (hamstring) against Minnesota (11/24) and at New Orleans (11/10) but returned at the N.Y. Giants (11/24) with one tackle and two breakups before re-aggravating his hamstring in the second half.
- Missed the next four games with the hamstring injury but returned in the finale against Philadelphia (12/29) and posted two tackles.

2012:

- Started all 15 games he played, missing one with a concussion, and finished seventh on the team with 64 tackles, third with eight breakups and tied for second with one interception.
- Made his NFL debut as a starter in the opener at the N.Y. Giants (9/5) and tallied four tackles.
- Had his first career interception to end a Panthers scoring drive, along with a pair of tackles and two breakups at Carolina (10/21).
- Notched a season-best six tackles with one pass breakup and his first career fumble recovery against the N.Y. Giants (10/28).
- Had three tackles and a deflection at Atlanta (11/4) before posting a career-high seven stops with a breakup at Philadelphia (11/11).
- Tied his career high with seven tackles against Cleveland (11/18) then had three tackles along with his first career tackle for lost yardage against Washington (11/22) on Thanksgiving Day.
- Finished with four tackles and recovered a fumble that he returned 50 yards for his first career score against Philadelphia (12/2).
- Notched five tackles at Cincinnati (12/9) before a facial laceration suffered in the third quarter ended his day.
- Was inactive (concussion) against Pittsburgh (12/16) but returned to start against New Orleans (12/23) and was second on the team with a season-high eight tackles along with two breakups and a forced fumble.

STAFF

MORRIS
CLAIBORNE

2015 SEASON

RECORDS

PLAYOFF
RECORDS

HISTORY

SIDELINES

- COLLEGE:
- Won the Jim Thorpe Award along with the SEC Defensive Player of the Year, All-America first-team honors from multiple outlets and was a finalist for the Bronko Nagurski Trophy as a junior.
 - Started all 14 games and finished with 51 tackles, one tackle for a loss, and ranked third in the conference with six interceptions with one returned for a touchdown.
 - Tallied 173 interception return yards for the third-most in a season in school history.
 - Returned 22 kickoffs for 552 yards with one for a 99-yard touchdown. His 25.09-yard average was seventh in school history.
 - Started 12-of-13 contests as a sophomore, missing one game with a concussion, en route to All-SEC second-team honors starting opposite Jim Thorpe winner Patrick Peterson.
 - Finished the year eighth on the squad with 37 tackles while adding 11 pass break ups - second in the conference - with five interceptions and two kickoff returns for 57 yards.
 - Played in only seven games as a reserve true freshman and posted seven tackles.
 - Came into fall camp as a receiver and moved to cornerback one week in, serving as a backup to Peterson.
- PERSONAL:
- Starred at quarterback, defensive back and wide receiver at Fair Park High School in Shreveport, La.
 - Accounted for more than 2,000 all-purpose yards and 30 touchdowns as a senior quarterback.
 - Three-time all-district selection also lettered in basketball, baseball and track.
 - Captured the Class 4A state title in the 100-meters with a 10.76 time as a senior.
 - Was a general studies major at LSU.

- COMMUNITY:
- 2012 Rookie Club presented by UnitedHealthcare.
 - 2012-16 Dallas Cowboys U High School Camp.
 - 2013, 2016 Dallas Cowboys Draft Day/Fan Appreciation Party.
 - 2015-16 Children's Cancer Fund Fashion Show.
 - 2015 Star Survivor/Komen Foundation Event.
 - 2015 Early Thanksgiving Day Meal at The Salvation Army.
 - 2016 First Round Picks Round Table at Draft Day Event.
 - 2016 Home Run Derby benefiting The Salvation Army
 - Annual Team Holiday Hospital Visits.
 - Kick Off Luncheon and Dallas Cowboys Family Cookbook benefiting Happy Hill Farm.
 - Salvation Army Angel Tree Christmas Program.
 - Make-A-Wish Foundation of North Texas.

CLAIBORNE'S COWBOYS TOTALS																			
		DEFENSE								INTERCEPTIONS					FUMBLES REC				
Year Team	GP-GS	ST	AT	TT	Sks-Yds	Tk/Ls	QB Prs	PBU	FF	No	Yds	Avg	Lg	TD	No	Yds	Avg	Lg	TD
2012 Dallas	15-15	53	11	- 64	0.0(0)	1(-2)	0	8	1	1	0	0.0	0	0	2	50	25.0	50t	1
2013 Dallas	10-7	27	4	- 31	0.0(0)	0(0)	0	8	0	1	0	0.0	0	0	1	0	0.0	0	0
2014 Dallas	4-3	6	1	- 7	0.0(0)	0(0)	1	2	0	1	-8	-8.0	-8	0	0	0	0.0	0	0
2015 Dallas	11-11	25	17	- 42	0.0(0)	0(0)	0	9	0	0	0	0.0	0	0	0	0	0.0	0	0
Totals	40-36	111	33	- 144	0.0(0)	1(-2)	1	27	1	3	-8	-2.7	-8	0	3	50	16.7	50t	1
Playoffs																			
2014 Dallas	0-0	RESERVE/INJURED-Knee								RESERVE/INJURED					RESERVE/INJURED				

SINGLE-GAME HIGHS

Tackles – 10 at San Diego, 9/29/13
Solo Tackles – 7 vs. New Orleans, 12/23/12
Pass Breakups – 3 vs. Washington, 10/13/13

CLAIBORNE'S CAREER GAME-BY-GAME																			
2012 (Dallas)										2013 (Dallas)									
		DEFENSE										DEFENSE							
						INTs										INTs			
Game		ST	AT	TT	Tk/Ls	PBU	Yds	Lg	TD	Game		ST	AT	TT	Tk/Ls	PBU	Yds	Lg	TD
W-@ NYG 9/5	3	1	- 4						W-NYG 9/8	3	1	- 4					
L-@ Sea 9/16	2	1	- 3		1				L-@ KC 9/15								
W-TB 9/23	1	0	- 1						W-SIL 9/22	2	0	- 2			1		
L-Chi 10/1	3	1	- 4						L-@SD 9/29	7	3	- 10					
L-@ Bal 10/14	2	0	- 2						L-Den 10/6	2	0	- 2			1	1/0	0 0
W-@ Car 10/21	2	0	- 2			2	1/0	0 0	W-Was 10/13	3	0	- 3			3		
L-NYG 10/28	4	2	- 6		1				W-@ Phi 10/20	3	0	- 3			1		
L-@ Atl 11/4	3	0	- 3		1				L-@ Det 10/27	4	0	- 4					
W-@ Phi 11/11	7	0	- 7		1				W-Min 11/3	INACTIVE/INJURED-Hamstring							
W-Cle 11/18	3	4	- 7						L-@ NO 11/10	INACTIVE/INJURED-Hamstring							
L-Was 11/22	3	0	- 3		1(-2)				W-@ NYG 11/24	1	0	- 1			2		
W-Phi 12/2	3	1	- 4						W-Oak 11/28	INACTIVE/INJURED-Hamstring							
W-@ Cin 12/9	5	0	- 5						L-@ Chi 12/9	INACTIVE/INJURED-Hamstring							
W-Pit 12/16	INACTIVE/INJURED-Concussion								L-GB 12/15	INACTIVE/INJURED-Hamstring							
L-NO 12/23	7	1	- 8		2				W-@ Was12/22	INACTIVE/INJURED-Hamstring							
L-@ Was 12/30	5	0	- 5						L-Phi 12/29	2	0	- 2					
Totals	53	11	- 64		1(-2)	8	1/0	0 0	Totals	27	4	- 31			8	1/0	0 0

2014 (Dallas)

Game				INTs			
	ST	AT	TT	Tk/ Ls	PBU	No/ Yds	Lg TD
L-SF 9/7	2	0	2				
W-@ Ten 9/14	2	0	2		1		
W-@ STL 9/21	2	1	3		1	1/-8	-8 0
W-NO 9/28							
W-Hou 10/5				RESERVE/INJURED-Knee			
W-@ Sea 10/12				RESERVE/INJURED-Knee			
W-NYG 10/19				RESERVE/INJURED-Knee			
L-Was 10/27				RESERVE/INJURED-Knee			
L-Ari 11/2				RESERVE/INJURED-Knee			
W-@ Jac 11/9 (Lon.)				RESERVE/INJURED-Knee			
W-@ NYG 11/23				RESERVE/INJURED-Knee			
L-Phi 11/27				RESERVE/INJURED-Knee			
W-@ Chi 12/4				RESERVE/INJURED-Knee			
W-@ Phi 12/14				RESERVE/INJURED-Knee			
W-Ind 12/21				RESERVE/INJURED-Knee			
W-@ Was 12/28				RESERVE/INJURED-Knee			
Totals	6	1	7		2	1/-8	-8 0

Playoffs

W-Det 1/4/15	RESERVE/INJURED-Knee
L-@ GB 1/11/15	RESERVE/INJURED-Knee

2015 (Dallas)

Game				INTs			
	ST	AT	TT	Tk/ Ls	PBU	No/ Yds	Lg TD
W-NYG 9/13	2	2	4				
W-@ Phi 9/20	5	2	7		1		
L-Atl 9/27	2	1	3		1		
L-@ NO 10/4	2	2	4		2		
L-NE 10/11	1	3	4				
L-@ NYG 10/25	1	1	2		1		
L-Sea 11/1	3	2	5				
L-Phi 11/8	3	1	4		1		
L-@ TB 11/15	2	1	3		2		
W-@ Mia 11/22	INACTIVE/INJURED-Hamstring/Ankle						
L-Car 11/26	INACTIVE/INJURED-Hamstring/Ankle						
W-@ Was 12/7	3	2	5		1		
L-@ GB 12/13	1	0	1				
L-NYJ 12/19	INACTIVE/INJURED-Hamstring						
L-@ Buf 12/27	INACTIVE/INJURED-Hamstring						
L-Was 1/3/16	INACTIVE/INJURED-Hamstring						
Totals	25	17	42		9		

LA'EL COLLINS (luhEL)

71 • Guard

6-4 • 315 • 7/26/93

Louisiana State • FA for '15

NFL: 2nd Year • Cowboys: 2nd Year

Games/Starts: 2015-12/11; Career-12/11

Postseason: 2015-0/0; Career-0/0



PRO: The Dallas Cowboys signed La'el Collins as a rookie free agent after he had to pull out of the 2015 NFL Draft for personal reasons. Despite being the rookie newcomer on a line that opened holes for the 2014 rushing champion (DeMarco Murray, 1,845 yards), Collins' hard work early in the season paid off as he took over the starting left guard spot six games in. By season's end, Collins played in 12 games with 11 starts, helping Darren McFadden to his second career 1,000-yard season, and giving Dallas glimpses of yet another young and talented piece to a dominating offensive front.

TRANSACTION SUMMARY:**5/7/15:** Signed with Dallas as a rookie free agent.**2015:**

- Played in 12 games with 11 starts as a rookie free agent, helping Darren McFadden to his second career 1,000-yard season, including five games with 100-or-more yards - second in his career.
- Made his NFL debut rotating series at left guard with Mackenzy Bernadeau as Ronald Leary (groin) was sidelined for the win at Philadelphia (9/20).
- Made his first career NFL start with Leary (groin) sidelined against Atlanta (9/27), and helped the Dallas ground game average 6.0 yards-per-carry (21 for 127) with four touchdowns - the most since four at Arizona (11/15/98).
- Took over the starting spot in place of Leary at the N.Y. Giants (10/25) and helped the offense rush for 233 yards with one touchdown on 41 carries (5.7) as the unit racked up 460 total yards.
- Against Seattle (11/1) helped open holes for a running game that averaged 4.3 yards-per-carry (30 for 129) while yielding one sack on 27 dropbacks.
- Against Philadelphia (11/8) helped the offense rack up 411 yards as McFadden topped 100 rushing yards (117) and two receivers (Cole Beasley, 112, and Dez Bryant, 104) both topped 100 receiving yards to mark the first time since 1999 Dallas had a pair of 100-yard receivers along with a 100-yard rusher.
- Dallas rushed for 166 yards on 38 carries (4.4) and McFadden topped 100 yards (129) in Tony Romo's return at Miami (11/22). The quarterback was protected on 18-of-28 passes for 227 yards with two touchdowns and two interceptions while being sacked twice. The offense held onto the ball for 38:50 and converted 50.0% (seven-of-14) of its third down chances.
- Blocked for an offense that rushed for 171 yards and one touchdown on 20 carries (8.6), including long runs of 50, 45 and 22 yards at Green Bay (12/13).
- McFadden rushed for his fifth 100-yard game and the line blocked for Kellen Moore's NFL debut after he stepped in for Matt Cassel at the beginning of the second quarter against the N.Y. Jets (12/19).
- In Moore's first career start, did not yield a sack on 31 attempts as the running game averaged 4.8 yards-per-carry (25 for 121) at Buffalo (12/27).
- Inactive with an ankle injury for the season finale at Washington (1/3/16).

COLLEGE:

- One of the top offensive linemen in LSU history, capping off his career with the Jacobs Blocking Trophy as the top offensive lineman in the SEC as voted by league coaches.
- Three-year starter at left guard (sophomore) then left tackle (junior and senior).
- Played in 45 games with 38 starts through his collegiate career.
- Was a 2014 *USA Today* and AP second-team All-America pick and first-team All-SEC by coaches and AP.
- Started all 13 games at left tackle for LSU as a senior and was the recipient of the Charles McClendon Award for the most outstanding player on the team.
- Started 12 games at left tackle as a junior after playing guard the previous two seasons.
- As a sophomore, started all 13 games at left guard and was an honorable mention All-SEC pick.
- Played in seven games as a reserve offensive lineman as a freshman.

PERSONAL:

- One of the top offensive tackles in the nation out of Redemptorist High School in Baton Rouge, La.
- Was a 2011 *Parade* first-team All-America and a five-star prospect by every major recruiting source.
- Named to the Louisiana 3A all-state team in each of his final three prep seasons.
- Majored in sports administration at LSU.

COMMUNITY:

- 2015 Rookie Club presented by UnitedHealthcare.
- 2015-16 Dallas Cowboys U High School Camp.
- 2015 Early Thanksgiving Day meal at The Salvation Army.
- WrestleMania 32 week community event at Dave & Buster's for Make-a-Wish.
- 2016 Dirk Nowitzki Heroes Celebrity Baseball Game.
- Annual Team Holiday Hospital Visits.
- Kick Off Luncheon and Dallas Cowboys Family Cookbook benefiting Happy Hill Farm.
- Salvation Army Angel Tree Christmas Program.
- Make-A-Wish Foundation of North Texas.

L. COLLINS' COWBOYS TOTALS

GAMES/STARTS (regular season, playoffs): 2015 (12/11).

JACK CRAWFORD

58 • Defensive End

6-5 • 288 • 9/7/88

Penn State • FA for '14

NFL: 5th Year • Cowboys: 3rd Year

Games/Starts: 2015-16/1; Career-41/1

Postseason: 2015-0/0; Career-0/0



PRO: The Dallas Cowboys signed Jack Crawford on September 2, 2014 in order to bolster a pass rush depleted by preseason injuries. Crawford was originally selected in the fifth round (158th overall) of the 2012 NFL Draft by Oakland. In two seasons with the team, he played in 19 games and contributed 17 tackles to the Raiders defense. For Dallas in 2015, Crawford played in all 16 games for the first time in his career and was fourth on the defense with 4.0 sacks. A physically imposing player, Crawford was born in London, England and did not play football until his junior year of high school when he moved to the United States. His versatility will allow him to be a key reserve on the defensive line in Dallas, as he has experience playing both inside and at the edge positions.

TRANSACTION SUMMARY:

4/4/16: Signed a one-year contract as an unrestricted free agent with Dallas through 2016.

11/23/14: Placed on Reserve/Injured with a thumb injury.

9/2/14: Signed with Dallas through 2015.

8/30/14: Released by Oakland.

6/7/12: Drafted in the fifth round (158th overall) by Oakland.

2015:

- Played in all 16 games for the first time in his career and had career-highs in tackles (18), sacks (4.0 - fourth on the team), pressures (10) and tackles for losses (three).
- Made his first career NFL start, opening at end in place of Jeremy Mincey (concussion) and assisted on a tackle against Atlanta (9/27).
- Had his first sack of the season along with two tackles and a hurry as a reserve lineman at New Orleans (10/4).
- Notched a sack and one pressure against New England (10/11), then added a sack - his third straight game with a sack - one pressure and a tackle at the N.Y. Giants (10/25).
- Posted a sack with one tackle at Miami (11/22), then had a tackle for a loss with two pressures on Thanksgiving Day against Carolina (11/26).

- Broke up his first career pass with a tipped ball against the N.Y. Jets (12/19), then tied his career-high with four tackles in the season finale at Washington (1/3/16).

2014 (Oakland/Dallas):

- Returned to Raiders training camp but was released at the end and signed with Dallas two days later.
- Played in six games for Dallas, posting seven tackles, two sacks, a tackle for a loss, two pressures and a forced fumble before a thumb injury sidelined him for the season.
- Was inactive for the season opener against San Francisco (9/7), then made his Cowboys debut at Tennessee (9/14) but did not have any tackles.
- Recorded his first stats as a Cowboy at St. Louis (9/21), finishing with one tackle.
- Had his first career sack when he took down the punter on a fake in the win against New Orleans (9/28).
- Missed three games with a calf injury before returning to the field in front of his countrymen for the win at Jacksonville (11/9) in London. Had two tackles, a sack, his first career tackle for a loss, one pressure and his first career forced fumble.
- Injured his thumb in the game at the N.Y. Giants (11/23) and was placed on Reserve/Injured Nov. 26.

2013 (Oakland):

- Played both inside and outside in his second year on the Raiders defensive line, appearing in 15 games and contributing 12 tackles, two pressures and a tackle for loss.
- Saw significant action along the defensive line, establishing a career-high with four solo tackles against Washington (9/29).
- Notched tackles against San Diego (10/6) and Tennessee (11/24) then had two at the N. Y. Jets (12/8).

2012 (Oakland):

- Played in four games and posted five tackles for the Raiders.
- Made his NFL debut, as a reserve against Pittsburgh (9/23), recording his first two career tackles.

COLLEGE:

- In four seasons at Penn State, started 33 of the 49 games he played and tallied 89 tackles, 14 sacks, 27 stops for losses, three fumble recoveries, 11 pass deflections and a forced fumble.
- As a senior in 2011, started all 13 games and totaled 40 stops with seven tackles for loss, adding 6.5 sacks, six passes defended and one fumble recovery.
- Played in 10 games with seven starts in 2010 as a junior, when he compiled 14 stops, with five tackles for loss and two sacks.
- As a sophomore in 2009, started all 13 games at defensive end and was among the Big Ten leaders in minus-yardage plays, finishing ninth in the Big Ten in tackles for loss with 15, and 10th with 5.5 sacks, earning honorable mention All-Conference honors.
- Also totaled 31 tackles, and tied for the team lead with two fumble recoveries, along with one forced fumble and three pass breakups.
- During his true freshman season in 2008, saw action at defensive tackle and tight end and totaled four tackles with two pass breakups.

PERSONAL:

- Attended St. Augustine High School in Longport, N.J., where he was rated No. 15 defensive end in the nation by Scout.com and earned all-area and all-parochial honors.
- Played defensive end and tight end as a senior, catching 12 touchdown passes.
- Born in London, England and moved to the United States while in high school before his junior year when he played his first organized football.
- Majored in anthropology at Penn State.

COMMUNITY:

- 2014 NFL Play 60 clinic, London, England.
- 2014 Fan Appreciation Pep Rally, London, England.
- 2015-16 Dallas Cowboys U High School Camp.
- 2015 Fuel Up to Play 60 School Event
- 2014 Served an early Thanksgiving Meal at The Salvation Army.
- Annual Team Holiday Hospital Visits.
- Kick Off Luncheon and Dallas Cowboys Family Cookbook benefiting Happy Hill Farm.
- Salvation Army Angel Tree Christmas Program.
- Make-A-Wish Foundation of North Texas.

J. CRAWFORD'S NFL TOTALS

Year Team	GP-GS	DEFENSE										INTERCEPTIONS					FUMBLES REC				
		ST	AT	TT	Sks-Yds	Tkl/Ls	QB	Prs	PBU	FF		No	Yds	Avg	Lg	TD	No	Yds	Avg	Lg	TD
2012 Oakland.....	4-0	3	2	-	5	0.0(0)	0(0)	0	0	0		0	0	0.0	0	0	0	0	0.0	0	0
2013 Oakland.....	15-0	11	1	-	12	0.0(0)	0(0)	2	0	0		0	0	0.0	0	0	0	0	0.0	0	0
2014 Dallas.....	6-0	4	3	-	7	2.0(-10)	1(-1)	2	0	1		0	0	0.0	0	0	0	0	0.0	0	0
2015 Dallas.....	16-1	10	8	-	18	4.0(-29)	3(-5)	10	1	0		0	0	0.0	0	0	0	0	0.0	0	0
Totals	41-1	28	14	-	42	6.0(-39)	4(-6)	14	1	1		0	0	0.0	0	0	0	0	0.0	0	0

SINGLE-GAME HIGHS

Tackles – 4 vs. Washington, 9/29/13 and vs. Washington, 1/3/16

TYRONE CRAWFORD

98 • Defensive Tackle

6-4 • 295 • 11/22/89

Boise State • D3 for '12 (81st overall)

NFL: 5th Year • Cowboys: 5th Year

Games/Starts: 2015-16/16; Career-47/31

Postseason: 2015-0/0; Career-2/2



PRO: With their second selection of the 2012 NFL Draft, the Dallas Cowboys addressed the defensive line with a raw and gifted athlete in Tyrone Crawford in the third round (81st overall). Crawford worked into the mix on the defensive line as a rookie, playing in all 16 games and posted 33 tackles and five pressures. He worked through the offseason to compete for a starting spot in 2013 but a torn Achilles tendon suffered in training camp ended his season before it started. He spent 2013 rehabbing the injury and returned in full health for 2014, starting the season as one of the team's defensive ends before moving inside and starting 12 regular season games and both playoff contests at tackle. With a full year as a starter under his belt, Crawford manned one of the inside spots in 2015 and started all 16 games for the first time in his career, finishing third on the team with 5.0 sacks. He signed a five-year contract extension at the beginning of 2015 and is in prime position to be a dominant force on Dallas' defensive front for years to come.

TRANSACTION SUMMARY:

9/12/15: Signed a five-year contract extension through 2020.

8/27/13: Placed on Reserve/Injured with an Achilles injury.

4/27/12: Drafted in the third round (81st overall) by Dallas.

2015:

- Started all 16 games for the first time in his career and placed third on the defense with 5.0 sacks (career-best) and 27 pressures, 10th with a career-high 44 tackles while adding two stops for losses, and a pass breakup.
- Posted two tackles, the first sack of the season for the defense, a tackle for a loss and a pressure in the season-opening win against the N.Y. Giants (9/13).
- Assisted on two tackles and had a pair of pressures, helping the defense limit DeMarco Murray to just two yards on 13 carries as the Eagles rushed for 7 yards on 17 carries (0.4) in the win at Philadelphia (9/20).
- Assisted on one tackle, to give him 75 career stops, along with a hurry against Atlanta (9/27), then led the team with four pressures with two tackles at New Orleans (10/4).
- Had a sack, a pressure and four stops against New England (10/11), then posted a team-high tying four pressures with one breakup and one tackle against Philadelphia (11/8).
- Posted a season-best five tackles with one sack and two breakups at Tampa Bay (11/15), then had four tackles, a sack, one hurry and his first career blocked kick - a field goal attempt - on Thanksgiving Day against Carolina (11/26).
- Had two tackles, two pressures and a sack against the N.Y. Jets (12/19), then tallied three tackles to give him a career-high 40 stops on the season against Buffalo (12/27).

2014:

- Returned to the playing field after missing the 2013 season with a torn Achilles and started all 15 games he played, finishing 11th on the defense with 37 tackles, tied for third with 3.0 sacks and second with 29 hurries.
- Was voted by his teammates as the Ed Block Courage Award winner for his work in getting back on the field after suffering the season-ending Achilles injury in 2013.
- In the season opener against San Francisco (9/7), made his first career start and finished with one pressure.
- Had a career-best five quarterback hurries in the win at Tennessee (9/14).
- Notched three tackles and a team-high tying three pressures in the come-back win at St. Louis (9/21).
- Started at tackle for the win against New Orleans (9/28) and had three tackles, two pressures and a breakup.
- In the overtime win against Houston (10/5), finished with four tackles, one pressure and his first career tackle for a loss.
- Again started at tackle for the win at Seattle (10/12) and posted two tackles and three pressures.
- Had a season-best and career-high six tackles (five solo) with a pair of pressures against the N.Y. Giants (10/19).
- Had three tackles and one tackle for a loss in the overtime loss to Washington (10/27).
- Had two tackles and three pressures against Arizona (11/2) before injuring his knee in the fourth quarter.
- After missing the game at Jacksonville (11/9) in London, returned to play at the N.Y. Giants (11/23) and had five tackles and two hurries.
- Had two tackles, his first career sack and first career forced fumble - on the same play - along with a hurry on Thanksgiving Day against Philadelphia (11/27).
- Had his first career multi-sack game with two at Philadelphia (12/14).
- Led the defensive line with four tackles with a pressure and a breakup in the Wild Card Playoff Game against Detroit (1/4/15).
- Added two tackles, a pressure and a breakup in the Divisional Playoff loss at Green Bay (1/11/15).

2013:

- Tore his Achilles tendon during a training camp practice, underwent surgery and spent the season rehabbing.

2012:

- Played in all 16 games as a reserve end and finished with 33 tackles and five pressures.
- Made his NFL debut in the opener at the N.Y. Giants (9/5) but did not record any stats.
- Recorded the first stats of his career with three tackles and two pressures in the home-opening win over Tampa Bay (9/23).
- Had three tackles and a pressure at Philadelphia (11/11), one tackle against Cleveland (11/18) and a career-best five tackles on Thanksgiving Day against Washington (11/22).
- Had three tackles in each of the final three games of his rookie season - against Pittsburgh (12/16) and New Orleans (12/23) and at Washington (12/30).

COLLEGE:

- Earned All-American Dream Team honors from The NFL Draft Report and was named All-Western Athletic Conference first-team by the league's coaches as a senior.
- Part of a defensive line that led the WAC and ranked 17th nationally in run defense (110.0 yards-per-game) and first in the WAC in scoring defense (18.69 points-per-game; 12th in the country) and total defense (320.85 yards-per-game; 16th in the country).
- Started 11 games while leading the team - tied for fourth in the WAC - with 6.5 sacks.
- Also paced the Broncos with 13.5 tackles for loss, which ranked third in the conference, while also tallying 44 tackles, two quarterback pressures, three forced fumbles, two fumble recoveries, returning one for a touch-down, and a blocked kick.
- Played in all 13 games as a reserve weak-side defensive end during his first season at Boise State and received All-America honorable mention from *Sports Illustrated*.
- Finished second on the squad with 7.0 sacks and tied for the team lead with 13.5 tackles for loss.
- Recorded 32 tackles with a forced fumble, a fumble recovery, a pass deflection and a blocked kick.
- Received All-America, All-State and All-Southern California Football Association first-team honors in addition to being named the SCFA and National Northern Division Defensive Most Valuable Player honors at Bakersfield Junior College.
- Recorded 42 tackles and led the team and ranked eighth among the state's junior colleges with 8.0 sacks and 14 tackles for loss.
- Earned All-SCFA first-team honors at Bakersfield as a freshman.
- Played in nine games with 38 tackles, 6.0 sacks, 13 tackles for loss, one breakup and a fumble recovery.

PERSONAL:

- Attended Catholic Central High School, in Windsor, Ontario, Canada, where he was a three-sport standout.
- In four seasons on the gridiron, including his last two campaigns serving as team captain, the two-way player earned All-Windsor & Essex County Secondary School Athletic Association first-team honors.
- As a junior was named the association's Most Valuable Player in football, and in 2006, was the recipient of the Royal Arcanum WECSSAA Outstanding Athlete Award for all sports.
- Lettered twice in track and field at Central Catholic, as he captured gold medals both seasons in the shot put at the WECSSAA, South Western Ontario Secondary School Athletic Association and Ontario Federation of School Athletic Associations championships.
- Also won gold medals in the discus at the WECSSAA and SWOSSAA finals in 2004 and 2005.
- Added two more letters in basketball and was named the WECSSA Most Valuable Player in 2007, and was the recipient of the Bill Rogin Award, given to the top hoops player in the Ontario secondary schools.
- Was a physical education major.
- He and his wife, Kelsey, were married in March, 2016.

COMMUNITY:

- 2012 Rookie Club presented by UnitedHealthcare.
- 2012 NFL United Way Hometown Huddle.
- 2012-16 Dallas Cowboys U High School Camp.
- 2013-15 Dallas Cowboys Draft Day/Fan Appreciation Party.
- 2014 Stars over Texas Racing Against the Odds benefiting the American Diabetes Association.
- 2014 Draft Day Movie Premiere.
- 2014-15 Early Thanksgiving Day Meal at The Salvation Army.
- 2014 USA Football and Football Canada Press Conference guest speaker.
- 2014 Team Cowboys/Komen Race for the Cure Registration event.
- 2014 Cowboys United Way Hometown Huddle Play 60 Clinic.
- 2014 Fitness Zone Dedication at The Salvation Army.
- 2015-16 Reliant Home Run Derby benefiting the Salvation Army.
- 2014 NFL Play 60 clinic, London, England.
- 2014 Fan Appreciation Pep Rally, London, England.
- 2015 Taste of the NFL: The Ultimate Cowboys Tailgate Party benefiting North Texas Food Bank.
- 2016 Fashion's for First Downs Dallas Cowboys Women's Charity Fashion Show.
- 2016 Dirk Nowitzki Heroes Celebrity Baseball Game.
- Annual Team Holiday Hospital Visits.
- Kickoff Luncheon and Dallas Cowboys Family Cookbook benefiting Happy Hill Farm.
- Salvation Army Angel Tree Christmas Program.
- Make-A-Wish Foundation of North Texas.

T. CRAWFORD'S COWBOYS TOTALS

		DEFENSE								INTERCEPTIONS					FUMBLES REC				
Year Team	GP-GS	ST	AT	TT	Sks-Yds	Tkl/Ls	QB Prs	PBU	FF	No	Yds	Avg	Lg	Td	No	Yds	Avg	Lg	TD
2012 Dallas	16-0	18	15	—	33 0.0(0)	0(0)	5	0	0	0	0	0.0	0	0	0	0	0.0	0	0
2013 Dallas	0-0	RESERVE/INJURED-Achilles								RESERVE/INJURED					RESERVE/INJURED				
2014 Dallas	15-15	21	16	—	37 3.0(-22)	4(-9)	29	1	1	0	0	0.0	0	0	0	0	0.0	0	0
2015 Dallas	16-16	21	23	—	44 5.0(-33)	2(-3)	27	1	0	0	0	0.0	0	0	0	0	0.0	0	0
Totals	47-31	60	54	—	114 8.0(-55)	6(-12)	61	2	1	0	0	0.0	0	0	0	0	0.0	0	0
Playoffs																			
2014 Dallas	2-2	5	1	—	6 0.0(0)	0(0)	2	2	0	0	0	0.0	0	0	0	0	0.0	0	0

SINGLE-GAME HIGHS

Tackles — 6, vs. N.Y. Giants, 10/19/14
Solo Tackles — 5, three times, last, vs. N.Y. Giants, 10/19/14
Sacks — 2.0 at Philadelphia, 12/14/14
Pressures — 5, at Tennessee, 9/14/14

CRAWFORD'S CAREER GAME-BY-GAME
DEFENSE

Game	2012 (Dallas)			Sks Yds	Tkl/ Ls	Prs	QB PBU
	ST	AT	TT				
W-@ NYG 9/5.....							
L-@ Sea 9/16.....							
W-TB 9/23.....	2	1	3			2	
L-Chi 10/1.....	0	2	2			1	
L-@ Bal 10/14.....	0	1	1				
W-@ Car 10/21.....	1	1	2				
L-NYG 10/28.....	1	0	1				
L-@ Atl 11/4.....	1	1	2				
W-@ Phi 11/11.....	2	1	3			1	
W-Cle 11/18.....	1	0	1				
L-Was 11/22.....	5	0	5				
W-Phi 12/2.....	0	2	2				
W-@ Cin 12/9.....	0	2	2				
W-Pit 12/16.....	2	1	3				
L-NO 12/23.....	1	2	3			1	
W-@ Was 12/30.....	2	1	3				
Totals	18	15	33			5	

Game	2013 (Dallas)			Sks Yds	Tkl/ Ls	Prs	QB PBU
	ST	AT	TT				
W-NYG 9/8.....				RESERVE/INJURED-Achilles			
L-@ KC 9/15.....				RESERVE/INJURED-Achilles			
W-SIL 9/22.....				RESERVE/INJURED-Achilles			
L-@SD 9/29.....				RESERVE/INJURED-Achilles			
L-Den 10/6.....				RESERVE/INJURED-Achilles			
W-Was 10/13.....				RESERVE/INJURED-Achilles			
W-@ Phi 10/20.....				RESERVE/INJURED-Achilles			
L-@ Det 10/27.....				RESERVE/INJURED-Achilles			
L-@ NO 11/10.....				RESERVE/INJURED-Achilles			
W-Min 11/3.....				RESERVE/INJURED-Achilles			
W-@ NYG 11/24.....				RESERVE/INJURED-Achilles			
W-Oak 11/28.....				RESERVE/INJURED-Achilles			
L-@ Chi 12/9.....				RESERVE/INJURED-Achilles			
L-GB 12/15.....				RESERVE/INJURED-Achilles			
W-@ Was12/22.....				RESERVE/INJURED-Achilles			
L-Phi 12/29.....				RESERVE/INJURED-Achilles			
Totals							

Game	2014 (Dallas)			Sks Yds	Tkl/ Ls	Prs	QB PBU
	ST	AT	TT				
L-SF 9/7.....							1
W-@ Ten 9/14.....							5
W-@ SIL 9/21.....	2	1	3				3
W-NO 9/28.....	2	1	3				2
W-Hou 10/5.....	1	3	4		1(-1)		1
W-@ Sea 10/12.....	1	1	2				3
W-NYG 10/19.....	5	1	6				2
L-Was 10/27.....	1	2	3		1(-2)		
L-Ari 11/2.....	1	1	2				3
W-@ Jac (Lond) 11/9.....				INACTIVE/INJURED-Knee			
W-@ NYG 11/23.....	2	3	5				2
L-Phi 11/27.....	2	0	2	1.0(-7)	1(-1)		1
W-@ Chi 12/4.....	1	0	1				3
W-@ Phi 12/14.....				2.0(-15)			1
W-Ind 12/21.....	0	1	1		1(-5)		1
W-@ Was 12/28.....	3	2	5				1
Totals	21	16	37	3.0(-22)	4(-9)	29	1

Playoffs							
W-Det 1/4/15.....	4	0	4			1	1
L-@ GB 1/11/15.....	1	1	2			1	1
Total	5	1	6			2	2

Game	2015 (Dallas)			Sks Yds	Tkl/ Ls	Prs	QB PBU
	ST	AT	TT				
W- NYG 9/13.....	0	2	2	1.0(-3)	1(-1)		1
W-@ Phi 9/20.....	0	2	2				2
L-Atl 9/27.....	0	1	1				1
L-@ NO 10/4.....	1	1	2				4
L-NE 10/11.....	2	2	4	1.0(-8)			1
L-@ NYG 10/25.....	2	1	3				1
L-Sea 11/1.....	2	2	4				
L-Phi 11/8.....	1	0	1				4
L-@ TB 11/15.....	4	1	5	1.0(-4)			2
W-@ Mia 11/22.....	0	2	2				2
L-Car 11/26.....	4	0	4	1.0(-18)			1
W-@ Was 12/7.....	2	1	3				2
L-@ GB 12/13.....	0	2	2		1(-2)		
L-NYJ 12/19.....	1	1	2	1.0(0)			2
L-@ Buf 12/27.....	1	2	3				3
L-Was 1/3/16.....	1	3	4				1
Totals	21	23	44	5.0(-33)	2(-3)	27	1

LANCE DUNBAR

25 • Running Back

5-8 • 195 • 1/25/90

North Texas • FA for '12

NFL: 5th Year • Cowboys: 5th Year

Games/Starts: 2015-4/0; Career-41/0

Postseason: 2015-0/0; Career-2/0



PRO: Lance Dunbar signed with Dallas as a rookie free agent following the 2012 NFL Draft and spent the first month of his rookie season on the club's practice squad. With a foot injury to DeMarco Murray, Dunbar was activated on Oct. 8 and played in 12 games as a rookie. Dunbar returned in 2013 as the primary backup to Murray and showed flashes of his abilities before a knee injury suffered on Thanksgiving Day ended his season. He returned in 2014 in full health and was used as a change-of-pace back behind Murray - the league's rushing leader. With the departure of Murray in free agency, Dunbar entered 2015 with the opportunity to see more playing time and provide the offense with more versatility but a knee injury suffered four games in put an end to his season. He looks to rebound in 2016 and give the offense a spark in the running game and passing game that was missing in his absence.

TRANSACTION SUMMARY:

- 3/18/16:** Signed a one-year contract as a restricted free agent with Dallas through 2016.
10/10/15: Placed on Reserve/Injured with a knee injury.
4/21/15: Signed franchise tender offer through 2015.
12/3/13: Placed on Reserve/Injured with a knee injury.
10/8/12: Signed to Dallas' active roster.
8/31/12: Released by Dallas and signed to Dallas' practice squad (9/1).
5/4/12: Signed with Dallas as a rookie free agent.

2015:

- Played in just four games (knee) and rushed five times for 67 yards (13.4), caught 21 passes for 215 yards, returned six kickoffs 146 yards (24.3) and one punt four yards.
- Led the team with eight catches for a team-best 70 yards in the comeback win over the N.Y. Giants (9/13). On the game-winning drive, caught the first two passes (24 and 16 yards) to setup Dallas at the Giants 48-yard line with under 1:00 remaining.
- Rushed once for eight yards, caught three passes for 45 yards, with a 39-yarder, and returned a kickoff 31 yards in the win at Philadelphia (9/20).
- Against Atlanta (9/27) had a team-best and career-high 10 catches (most by a Dallas running back since Felix Jones' 10 at Minnesota, (10/17/10) for a team-high and career-best 100 yards (first Dallas running back to top 100 yards since Marion Barber's 108 at Arizona, 10/12/08). Also had his first career punt return (four yards), returned one kickoff 28 yards and had a special teams stop.
- Rushed three times for a team-high 54 yards, including a career-long tying 45-yarder but suffered a knee injury on a kickoff return and left the game at New Orleans (10/4).
- Underwent surgery to repair his ACL and landed on Reserve/Injured on Oct. 10.

2014:

- Played in all 16 games as a reserve running back and rushed 29 times for 99 yards (3.4), caught 18 passes for 217, returned two kickoffs 46 yards and notched four special teams tackles.
- Rushed 11 times for 27 yards in the win at Tennessee (9/14).
- Caught two passes for 36 yards, with a 24-yarder, in the win over New Orleans (9/28).
- Hauled in four passes for 48 yards, with a long of 21 and rushed once for 4 yards in the win at Seattle (10/12).
- Rushed three times for nine yards and caught two passes for 52, including a 40-yarder against Arizona (11/2).
- Had one catch for 26 yards to help setup Dallas' first touchdown in the comeback win at the N.Y. Giants (11/23).
- Rushed twice for 15 yards, including a season-long 14-yarder, and returned two kickoffs 46 yards on Thanksgiving Day against Philadelphia (11/27).
- Added five carries for 22 yards and a catch for six in the win at Philadelphia (12/14).
- In his postseason debut, returned a kickoff 10 yards against Detroit (1/4/15) in the Wild Card game.

2013:

- Was on the active roster from the start of the season as a reserve running back and finished the year with 30 carries for 150 yards, seven catches for 59 yards and a kickoff return for 28 before a knee injury against Oakland (11/28) landed him on Reserve/Injured.
- Made his season debut at Kansas City (9/15), missing the opener with a foot injury, and had one carry for 12 yards and a catch for four yards with a fumble lost.
- Had three runs for 20 yards along with two catches for 26 yards with a career-long 17-yard catch at the N.Y. Giants (11/24).
- Had career-highs in carries (12), yards (82 - team high) and long rush (45) with one catch for 12 yards before leaving the Thanksgiving game against Oakland (11/28) with a knee injury in the fourth quarter.
- Landed on Reserve/Injured following the injury on Thanksgiving Day.

2012:

- Spent the first four weeks of his rookie season on Dallas' practice squad before being activated on Oct. 8.
- Played in 12 games as a rookie and rushed 21 times for 75 yards and caught six passes for 33 yards. Also added 10 tackles on special teams and 12 kickoff returns for 261 yards (21.8 avg.).
- Made his NFL debut at Baltimore (10/14) and had one carry for 11 yards.
- Had his first career special teams stop at Carolina (10/21).
- Returned his first career kickoffs (six) and averaged 23.7 yards with a 44-yard return against the N.Y. Giants (10/28).
- Caught the first two passes of his career - for six yards - against Cleveland (11/18).

COLLEGE:

- As a senior at North Texas, established a school single-game record with a 313-yard performance, and finished the year with 1,115 rushing yards and 10 touchdowns on 269 carries. Also caught 29 passes for 350 yards and two touchdowns.
- Set a single-season school record and led the conference as a junior with 1,885 all-purpose yards, including 1,553 rushing (eighth in the NCAA) with 13 touchdowns on 274 carries.
- As a sophomore, named honorable mention All-America by *Sports Illustrated* after starting the final eight games of 12 games played and racking up 1,378 rushing yards and 17 touchdowns on 15 carries and catching 28 passes for 300 yards and a pair of scores.
- Played in five games, along with his first career start, as a freshman and rushed for 178 yards and a touchdown on 39 carries along with 12 catches for 51 yards.

PERSONAL:

- Was the MVP as a senior at Haltom High School in Haltom City, Texas, after rushing for more than 1,200 yards.
- Rushed for more than 1,100 yards and 14 touchdowns as a junior after transferring from De LaSalle High School in New Orleans, La.
- Was a two-sport letterman, adding a letter for the track and field team.

COMMUNITY:

- 2012 Rookie Club presented by UnitedHealthcare.
- 2012-16 Dallas Cowboys U High School Camp.
- 2013 Taste of the NFL: The Ultimate Cowboys Tailgate Party benefiting North Texas Food Bank.
- 2013-14, 2016 Dallas Cowboys Draft Day/Fan Appreciation Party.
- 2014 NFL Play 60 clinic, London, England.
- 2014 Fan Appreciation Pep Rally, London, England.

- WrestleMania 32 week community event at Ronald McDonald House.
- 2015 Dirk Nowitzki Heroes Celebrity Baseball Game.
- Annual Team Holiday Hospital Visits.
- Kickoff Luncheon and Dallas Cowboys Family Cookbook benefiting Happy Hill Farm.
- Salvation Army Angel Tree Christmas Program.
- Make-A-Wish Foundation of North Texas.

DUNBAR'S COWBOYS TOTALS

Year Team	GP-GS	RUSHING					RECEIVING				
		No	Yds	Avg	Long	TD	No	Yds	Avg	Long	TD
2012 Dallas	12-0	21	75	3.6	18t	0	6	33	5.5	14t	0
2013 Dallas	9-0	30	150	5.0	45	0	7	59	8.4	17	0
2014 Dallas	16-0	29	99	3.4	14	0	18	217	12.1	40	0
2015 Dallas	4-0	5	67	13.4	45	0	21	215	10.2	39	0
Totals	41-0	85	391	4.6	45	0	52	524	10.1	40	0

Playoffs

2014 Dallas2-0

0 0 0.0 0 0

0 0 0.0 0 0

Year Team

2012 Dallas

12 261 21.8 44 0

2013 Dallas

1 28 28.0 28 0

2014 Dallas

2 46 23.0 28 0

2015 Dallas

6 146 24.3 32 0

Totals**21 481 22.9 44 0**

Playoffs

2014 Dallas

1 10 10.0 10 0

SPECIAL TEAMS TACKLES

Solo Ast Tot FF FR BP BFG BX

9 1 - 10 0 0 0 0 0

1 1 - 2 0 0 0 0 0

3 1 - 4 0 0 0 0 0

1 1 - 2 0 0 0 0 0

14 4 - 18 0 0 0 0 0

0 0 - 0 0 0 0 0 0

ADDITIONAL STATISTICS

Punt Returns - 2015 (1 for 4 yds.).

SINGLE-GAME HIGHS

Rush Attempts - 12 vs. Oakland, 11/28/13

Rushing Yards - 82 vs. Oakland, 11/28/13

Long Run - 45 vs. Oakland, 11/28/13 and

at New Orleans, 10/4/15

Receptions - 10 vs. Atlanta, 10/4/15

Receiving Yards - 100 vs. Atlanta, 10/4/15

GAVIN ESCOBAR

89 • Tight End

6-6 • 260 • 2/3/91

San Diego State • D2 for '13 (47th overall)

NFL: 4th Year • Cowboys: 4th Year

Games/Starts: 2015-14/4; Career-46/6

Postseason: 2015-0/0; Career-2/0



PRO: Looking to further evolve the offense, the Dallas Cowboys added another weapon to their arsenal with the second round selection (47th overall) of tight end Gavin Escobar in the 2013 NFL Draft. As a rookie, Escobar served as an understudy to the Cowboys all-time receptions leader, Jason Witten, and came on as a red zone threat late in the season, finishing with nine catches for 134 yards and two touchdowns. In 2014 he matched his catch total from his rookie year (nine) and doubled his touchdown total (four). The 2015 season saw him finish with eight catches for 64 yards before a torn Achilles put an end to his year. Following surgery and rehab, Escobar hopes to return to full health and continue to increase his playing time and contribute to the offense in both the running game and passing game. His height and size make him an intriguing target in the red zone where as a collegian, he caught 17 career touchdowns - including 13 in his final two seasons (2011-12) to tie for second in the country among tight ends during that time.

TRANSACTION SUMMARY:

12/25/15: Placed on Reserve/Injured with an Achilles injury.

4/26/13: Drafted in the second round (47th overall) by Dallas.

2015:

- Played in 14 games with four starts, catching eight passes for 64 yards and a touchdown before rupturing his Achilles late in the game against the N.Y. Jets (12/19).
- In the season-opening win over the N.Y. Giants (9/13), caught the first touchdown of the season on a two-yard toss from Tony Romo. Finished with two catches for eight yards and the score.

- Caught two passes for 16 yards, with a 13-yarder to set up Dallas at the one-yard line in the win at Philadelphia (9/20).
- Started against New England (10/11) with James Hanna (ankle) sidelined and helped the offense rush for 100 yards on 24 carries.
- Started once again as the offense opened with three tight ends against Seattle (11/1) and helped block for 129 rushing yards on 30 carries.
- Had a season-long 22-yard catch on third down at Tampa Bay (11/15), then caught two balls for 20 yards at Miami (11/22).
- Helped block for Darren McFadden's fifth 100-yard game of the season before suffering a torn Achilles late in the fourth quarter against the N.Y. Jets (12/19).

2014:

- Caught one pass for five yards as the offense rushed for 220 yards in the win at Tennessee (9/14).
- In the come-back win at St. Louis (9/21), caught one pass for seven yards on third down leading up to Romo's 68-yard touchdown hookup with Dez Bryant.
- Caught one pass for a two-yard touchdown in the win at Seattle (10/12).
- Caught three passes for a career-best 65 yards, including a career-long 26-yarder with two touchdowns - his first multiple-touchdown game - against the N.Y. Giants (10/19).
- Caught a six-yard touchdown pass on a third-and-three in the Thursday night win at Chicago (12/4).
- Got his first start of the season in the win at Philadelphia (12/14), helping the offense win the possession battle with 41:55.
- Saw time in both of the club's playoff games, but did not catch a pass in either contest.

2013:

- After being selected in the second round (47th overall) in the NFL Draft, went on to play in all 16 games with one start and finished with nine catches for 134 yards and a pair of touchdowns.
- Made his NFL debut in the opening win over the N.Y. Giants (9/8), catching his first career pass for seven yards.
- Added one catch for nine yards at Kansas City (9/15) before hauling in his first career scoring catch with a 24-yarder against St. Louis (9/22).
- Had one catch for a career-long 25 yards against Denver (10/6).
- Caught two passes for 32 yards, including a career-long tying 25-yarder, at Chicago (12/9).
- Made the first start of his career as the second tight end against Green Bay (12/15) and helped block for DelMarco Murray's 134 yards (7.4) while adding one catch for 15 yards.
- Had his second career scoring grab on a 17-yard catch-and-run in the season finale against Philadelphia (12/29).

COLLEGE:

- Earned first-team All-Mountain West and All-American honorable mention selections as a junior, finishing the season with the team lead in receptions (42), receiving yards (543) and receiving touchdowns (six) while playing in 13 games with six starts.
- Played in all 13 outings, starting six as a sophomore, despite breaking his hand mid-season and totaled 51 grabs for 780 yards and seven scores as a sophomore.
- Played in all 13 contests, starting the last 12, as his 29 catches and four touchdowns were third on the team, finishing with 323 receiving yards as a redshirt freshman.

PERSONAL:

- Attended Santa Margarita Catholic High School in Orange County, Calif.
- A 2008 Trinity League second-team selection on offense after grabbing 37 receptions for 492 yards and six scores as a senior wide receiver.
- As a junior caught 11 passes for 163 yards (14.8) as a tight end and also saw time at defensive end.
- Also lettered as a junior and senior in basketball.
- Majored in public administration at San Diego State.
- Has a daughter, Josey.

COMMUNITY:

- 2013 Rookie Club presented by UnitedHealthcare.
- 2013-16 Dallas Cowboys U High School Camp.
- 2014 Project Sunshine with UnitedHealthCare.
- 2014-15 Draft Day/Fan Appreciation Party.
- 2014 NFL Play 60 clinic, London, England.
- 2014 Fan Appreciation Pep Rally, London, England.
- 2014 Futbol Americano Play 60 Clinic at Dallas area elementary schools
- 2014 Team Cowboys/Komen Race for the Cure Registration event.
- 2015 Star Survivor/Komen Foundation Event.
- WrestleMania 32 week community event at Texas Scottish Rite Hospital for Children.
- 2016 Dallas Cowboys Draft/Fan Appreciation Party.
- Annual Team Holiday Hospital Visits.
- Kickoff Luncheon and Dallas Cowboys Family Cookbook benefiting Happy Hill Farm.
- Salvation Army Angel Tree Christmas Program.
- Make-A-Wish Foundation of North Texas.

ESCOBAR'S COWBOYS TOTALS

Year Team	GP-GS	RECEIVING					ADDITIONAL STATISTICS	
		No	Yds	Avg	Long	TD	Special Teams Tackles – 2015 (1-0-1),	
2013 Dallas	16-1	9	134	14.9	25	2	SINGLE-GAME HIGHS Receptions – 3 vs. N.Y. Giants, 10/19/14 Receiving Yards – 65 vs. N.Y. Giants, 10/19/14 Touchdowns – 2 vs. N.Y. Giants, 10/19/14	
2014 Dallas	16-1	9	105	11.7	26t	4		
2015 Dallas	14-4	8	64	8.0	22	1		
Totals	46-6	26	303	11.7	26t	7		
Playoffs								
2014 Dallas	2-0	0	0	0.0	0	0		

TRAVIS FREDERICK

72 • Center

6-4 • 318 • 3/18/91

Wisconsin • D1 for '13 (31st overall)

NFL: 4th Year • Cowboys: 4th Year

Games/Starts: 2015-16/16; Career-48/48

Postseason: 2015-0/0; Career-2/2



PRO BOWLS



PRO: After trading down to get the 31st (from 18th) and 74th overall picks in the 2013 NFL Draft, the Dallas Cowboys invested in the foundation of the offensive line for years to come when they selected center Travis Frederick in the first round. As a rookie, Frederick earned the starting nod at center in training camp and became the first rookie to start a game at center for Dallas since Al Johnson in 2004 and the first rookie center to start a season opener for the Cowboys since Andre Gurode in 2002. He went on to start all 16 games - the first rookie center in club history to accomplish the feat - and continued to improve as the season continued. Frederick was a key piece to the line in his second season as he started all 16 games, earning his first Pro Bowl and All-Pro honors. He centered an offense that had the league's leading rusher (DeMarco Murray - 1,845 yards), receiving touchdowns leader (Dez Bryant - 16) and the most efficient passer (Tony Romo - 69.9 completion percentage and 113.2 quarterback rating). He then made his second straight trip to the Pro Bowl following the 2015 season, starting all 16 games in front of another 1,000-yard rusher in Darren McFadden. Through his collegiate and prep career, Frederick displayed position flex, earning starts at both center and guard while at Wisconsin and playing offensive and defensive tackle while at Big Foot High School in Walworth, Wisc.

TRANSACTION SUMMARY:

4/25/13: Drafted in the first round (31st overall) by Dallas.

2015:

- Selected to play in his second straight Pro Bowl after starting all 16 games for the third straight season, allowing McFadden to rush for his second career 1,000-yard season. It was the first time in team history the Cowboys had two different rushers top 1,000 yards in consecutive seasons.
- In the season-opening win over the N.Y. Giants (9/13), the line did not allow a sack on 45 drop backs as Tony Romo completed 80.0% of his passes (36-of-45) for 356 yards with three touchdowns and two interceptions.
- Helped the offense control the clock for 40:25 as the line yielded three sacks on 37 dropbacks as Dallas passers (Romo and Brandon Weeden) completed 73.5% (25-of-34) of their passes in the win at Philadelphia (9/20).
- Against Atlanta (9/27) blocked for an offense that averaged 6.0 yards-per-rush with four rushing touchdowns - the most by a Cowboys offense since four at Arizona (11/15/98). All four came in the first half, the second time in franchise history Dallas had four rushing touchdowns in a half - first half against the N.Y. Giants, 12/1/63.
- Against Philadelphia (11/8) helped the offense rack up 411 yards as McFadden topped 100 rushing yards (117) and two receivers (Cole Beasley, 112, and Bryant, 104) both topped 100 receiving yards to mark the first time since 1999 Dallas had a pair of 100-yard receivers along with a 100-yard rusher.
- Dallas rushed for 166 yards on 38 carries (4.4) and McFadden topped 100 yards (129) in Romo's return at Miami (11/22). The quarterback was protected on 18-of-28 passes for 227 yards with two touchdowns and two interceptions while being sacked twice. The offense held onto the ball for 38:50 and converted 50.0% (seven-of-14) of its third down chances.
- Blocked for an offense that rushed for 171 yards and one touchdown on 20 carries (8.6), including long runs of 50, 45 and 22 yards at Green Bay (12/13).
- McFadden rushed for his fifth 100-yard game and the line blocked for Kellen Moore's NFL debut after he stepped in for Matt Cassel at the beginning of the second quarter against the N.Y. Jets (12/19).
- In Moore's first career start, did not yield a sack on 31 attempts as the running game averaged 4.8 yards-per-carry (25 for 121) at Buffalo (12/27).
- The season finale against Washington (1/3/16) saw the offense rack up a season-high 512 yards, including 435 passing yards by Moore - sixth in a game in team history.

2014:

- Started all 16 games for the second consecutive season, helping pave the way for the NFL's rushing leader in Murray as the offense finished second in the league with 1,845 yards - tops in team history.
- Was a key component helping Murray set a league record by rushing for at least 100 yards in each of the first eight games of the season.
- Helped protect Romo to lead the NFL with club records for rating (113.2) and completion percentage (69.9).
- Earned his first trip to the Pro Bowl and was named to the All-Pro, PFWA All-NFL and All-NFC teams.
- Helped open holes for Murray to rush for 118 yards and a touchdown on 22 carries in the opener against San Francisco (9/7).
- Again blocked for Murray, who rushed for 167 yards (third in his career) and a touchdown on a career-best 29 carries in the win at Tennessee (9/14). The offense rushed for 220 yards and controlled the clock for 41:11.
- Led the way for Murray to rush for 100 yards - his third straight 100-yard game to become the third Cowboy with 100 yards in each of the first three games of a season - and did not yield a sack in Dallas' all-time greatest come-back win (without overtime) at St. Louis (9/21).
- In the win over New Orleans (9/28), blocked for 190 yards and two scores on 35 runs (5.4) and allowed Murray to rush for 149 yards and both scores on 24 carries (6.5) to become the seventh NFL rusher, third Cowboy, with 100 yards in four straight games to open a season. Murray also was only the fourth rusher with four 100-yard games with at least one touchdown in each of the first four games of a season.
- Helped lead Murray to his fifth straight 100-yard performance in the overtime win against Houston (10/5). Murray joined Jim Brown (1958) and O.J. Simpson (1973 and 1975) as the only running backs to rush for 100 yards in each of the first five games of a season.

- Allowed Murray to join Brown (1958) as the only two men in NFL history with six straight 100-yard games to open a season after Murray rushed for 115 yards and a touchdown at Seattle (10/12). The line also allowed Dallas to control the clock with 37:39 of offense (20:05 in the first half).
- Led Murray to his seventh straight 100-yard outing (128 yards on 28 carries with one touchdown) against the N.Y. Giants (10/19) to become the first player in NFL history with seven straight 100-yard games to open a season. Also helped the offense control the ball for 33:49 - the fourth game this season with 33:00-plus of possession, most since 1980.
- Murray rushed for his eighth straight 100-yard game, finishing with 141 yards on 19 carries (7.4) and the club had 166 yards on 25 carries (6.6) in the overtime loss to Washington (10/27).
- Blocked for Murray to rush for 79 yards, snapping his streak of 100-yard games, against Arizona (11/2).
- Opened holes for Murray to rush for his ninth 100-yard game of the season (19 for 100) at Jacksonville (11/9) in London. Joseph Randle also rushed for 56 yards on seven carries with a career-long 40-yard touchdown run.
- In the comeback win at the N.Y. Giants (11/23), blocked for Murray's 10th 100-yard game (121 yards) and allowed time for Romo to go 18-of-26 with 275 yards, four touchdowns no interceptions and a 143.4 rating - second in his career.
- Guided Murray to his club-record tying 11th 100-yard game of the season with 179 yards - second in his career - and a touchdown in the Thursday night win at Chicago (12/4). Also protected Romo to complete 80.8% of his passes with three touchdowns, one sack and no picks for a 138.0 rating.
- In the win at Philadelphia (12/14), helped the offense to a season-high 41:55 possession time as Murray rushed for 81 yards and two scores and Romo threw for 265 yards, three touchdowns and no picks for a 129.1 rating.
- Helped the offense rush for 127 yards on 40 carries as Romo completed a club-record 90.0% (18-of-20) of his passes with four touchdowns and a personal-best 151.7 rating in the NFC East clinching win against Indianapolis (12/21).
- In the season-ending win at Washington (12/28), allowed Murray to break the club single-season rushing record (1,845) and the club-record for 100-yard games (12), finishing with 100 yards and a touchdown. Randle added a career-long 65-yard touchdown jaunt for a team rushing total of 174 yards on 26 carries.
- In the Wild Card Playoff game against Detroit (1/4/15), blocked for Murray's 75 rushing yards, his one-yard touchdown run and allowed Romo to throw for 293 yards, two touchdowns and 114.0 rating.
- Helped block for Murray to rush for 123 yards (ninth in a postseason game in team history) and a touchdown on 25 carries (4.9) in the Divisional Playoff loss at Green Bay (1/11/15). Also allowed Romo to complete 78.9% (15-of-19) of his passes for 191 yards, two touchdowns and a rating of 143.6 while allowing four sacks.

2013:

- After being selected in the first round (31st overall) in the NFL Draft, earned the starting center nod in training camp and started all 16 games.
- Made his NFL debut as the starting center in the opening win over the N.Y. Giants (9/8). Became the first rookie to start a game at center for Dallas since Al Johnson in 2004 and the first rookie center to start a season opener for the Cowboys since Andre Gurode in 2002.
- Helped the offense rush for 193 yards, including 175 by Murray, as Romo threw three touchdown passes in the win over St. Louis (9/22).
- Helped block for Romo against Denver (10/6), who finished with a club-record 506 yards with five touchdowns, completing 25-of-36 passes for a 140.0 rating. The offense gained 522 yards (tied for 12th in club history) and scored six touchdowns (tied for 11th).
- In the win at Philadelphia (10/20), the offense controlled the clock for 36:13 and racked up 368 yards - 74 rushing and 294 passing.
- Helped block for three Murray rushing touchdowns against Oakland (11/28). It was the first multi-rushing touchdown game by a Cowboy running back since Marion Barber had two at New Orleans (12/10/09) and the first three-score game since Julius Jones at Seattle (12/6/04).
- Blocked for a running game that racked up 198 yards on 28 carries (7.1 avg.) and a passing game that garnered four touchdowns in the loss at Chicago (12/9).
- The offense racked up 466 yards (second this season) behind Murray's 134 yards (7.4) with one touchdown and Romo's 358 yards and two touchdowns against Green Bay (12/15).
- Kyle Orton started at quarterback in the finale against Philadelphia (12/29) and the line did not yield a sack on 64 snaps.

COLLEGE:

- Earned All-America first-team honors from *The NFL Draft Report* and *Pro Football Weekly* after starting all 14 games at center and being credited with 19 touchdown-producing blocks and 87 knockdowns.
- As a redshirt sophomore, started 13 games (11 at left guard, two at center) for the Badgers, missing one game with an MCL sprain suffered in the season opener.
- Was redshirted as a sophomore because of veteran depth on the offensive line.
- Made school history as the first true freshman to start on the offensive line in the season opener when he started at center against Northern Illinois.

PERSONAL:

- Named a three-star prospect by Rivals.com as a three-time all-state selection and team captain at Big Foot High School.
- Named the *Beloit Daily News* and *Wisconsin State Journal* Player of the Year as a senior, playing both offensive and defensive tackle and racking up 151 tackles, eight sacks, 26 tackles for losses, seven fumble recoveries and two forced fumbles through his career.
- Also lettered three times in track and field and twice in wrestling.
- Was a National Honor Society member and graduated early to enroll at Wisconsin for 2009 spring camp.
- Earned his degree in engineering mechanics with an emphasis in computer engineering at Wisconsin.
- Has a son, Oliver.

COMMUNITY:

- 2013 Rookie Club presented by UnitedHealthcare.
- 2013-16 Dallas Cowboys U High School Camp.
- 2014-16 Albertson's All Star Gala benefiting the Salvation Army and Muscular Dystrophy Association.
- 2014-16 Draft Day/Fan Appreciation Party.
- 2014 NFL Play 60 clinic, London, England.
- 2014 Fan Appreciation Pep Rally, London, England.

- 2015-16 Taste of the NFL: The Ultimate Cowboys Tailgate Party host benefiting the North Texas Food Bank.
- 2015 Albertson's charity event
- 2015 Reliant Home Run Derby benefiting the Salvation Army.
- 2015 Built Ford Tough High School Player of the Year Banquet guest speaker.
- WrestleMania 32 week community event Make-a-Wish Pizza Party at Dallas World Aquarium.
- 2016 Fashion's for First Downs Dallas Cowboys Women's Charity Fashion Show.
- 2016 Offensive Line visit to North Texas Food Bank.
- Annual Team Holiday Hospital Visits.
- Kickoff Luncheon and Dallas Cowboys Family Cookbook benefiting Happy Hill Farm.
- Make-A-Wish Foundation of North Texas.
- Salvation Army Angel Tree Christmas Program.

FREDERICK'S COWBOYS TOTALS

GAMES/STARTS (regular season/playoffs): 2013 (16/16), 2014 (16/16, 2/2), 2015 (16/16). **Total: 48/48, 2/2.**

DOUG FREE

68 • Tackle

6-6 • 318 • 1/16/84

Northern Illinois • D4b for '07 (122nd overall)

NFL: 10th Year • Cowboys: 10th Year

Games/Starts: 2015-16/16; Career-108/98

Postseason: 2015-0/0; Career-2/0



PRO: The Cowboys drafted Doug Free in the fourth round (122nd overall) of the 2007 NFL Draft with the hopes of him developing into a key player on the offensive line. He spent the first three seasons of his career learning from some of the best in the NFL, including 12-year veteran Flozell Adams and former first round draft picks Marc Colombo and Leonard Davis. The 2010 season was a welcomed change for Free, and a surprise outcome for the Cowboys, as he became the club's starting left tackle following the release of Adams in the offseason. After starting seven games at right tackle in 2009 in place of an injured Colombo, Free started all 16 games at left tackle in 2010. He again manned the left tackle position in 2011, starting all 16 games and helping the club to its second-best offensive yardage output in the history of the organization (6,008 yards). Free then made the move back to right tackle where he started all 16 games of the 2012 season, helping the club to its third-best offensive yardage output in team history (5,994) and its best passing yardage (4,729). Free again manned the right side in 2013 and 2014 and put together solid seasons that led to a three-year contract extension prior to the start of 2015 free agency, despite starting 11 games in 2014, missing five and both playoff contests with foot injuries. He returned in 2015 to start all 16 games for the fifth time in his career.

TRANSACTION SUMMARY:

3/7/15: Signed a three-year contract extension through 2017.

7/29/11: Signed a four-year contract extension through 2014.

4/29/07: Drafted in the fourth round (122nd overall) by Dallas.

2015:

- Manned the right tackle spot for all 16 games, marking the fifth time in his career he started every contest.
- In the season-opening win over the N.Y. Giants (9/13), the line did not allow a sack on 45 drop backs as Tony Romo completed 80.0% of his passes (36-of-45) for 356 yards with three touchdowns and two interceptions.
- Helped the offense control the clock for 40:25 as the line yielded three sacks on 37 dropbacks as Dallas passers (Romo and Brandon Weeden) completed 73.5% (25-of-34) of their passes in the win at Philadelphia (9/20).
- Against Atlanta (9/27) blocked for an offense that averaged 6.0 yards-per-rush with four rushing touchdowns - the most by a Cowboys offense since four at Arizona (11/15/98). All four came in the first half, the second time in franchise history Dallas had four rushing touchdowns in a half - first half against the N.Y. Giants, 12/1/63.
- The offense rushed for 233 yards with one touchdown on 41 carries (5.7) and totaled 460 yards with one sack on 28 dropbacks at the N.Y. Giants (10/25).
- Against Seattle (11/1) helped open holes for a running game that averaged 4.3 yards-per-carry (30 for 129) while yielding one sack on 27 dropbacks.
- Against Philadelphia (11/8) played in his 100th career game and helped the offense rack up 411 yards as Darren McFadden topped 100 rushing yards (117) and two receivers (Cole Beasley, 112, and Dez Bryant, 104) both topped 100 receiving yards to mark the first time since 1999 Dallas had a pair of 100-yard receivers along with a 100-yard rusher.
- Dallas rushed for 166 yards on 38 carries (4.4) and McFadden topped 100 yards (129) in Romo's return at Miami (11/22). The quarterback was protected on 18-of-28 passes for 227 yards with two touchdowns and two interceptions while being sacked twice. The offense held onto the ball for 38:50 and converted 50.0% (seven-of-14) of its third down chances.
- Blocked for an offense that rushed for 171 yards and one touchdown on 20 carries (8.6), including long runs of 50, 45 and 22 yards at Green Bay (12/13).
- McFadden rushed for his fifth 100-yard game and the line blocked for Kellen Moore's NFL debut after he stepped in for Matt Cassel at the beginning of the second quarter against the N.Y. Jets (12/19).
- In Moore's first career start, did not yield a sack on 31 attempts as the running game averaged 4.8 yards-per-carry (25 for 121) at Buffalo (12/27).

- The season finale against Washington (1/3/16) saw the offense rack up a season-high 512 yards, including 435 passing yards by Moore - sixth in a game in team history.

2014:

- Was a key part of an offense that boasted the league's rushing leader and the second-ranked team rushing attack, but a foot injury suffered at Seattle (10/12) kept him from three games in the middle of the season and another foot injury sidelined him for the final two games of the regular season and both playoff contests.
- Helped open holes for DeMarco Murray to rush for 118 yards and a touchdown on 22 carries in the opener against San Francisco (9/7).
- Again blocked for Murray, who rushed for 167 yards (third in his career) and a touchdown on 29 carries in the win at Tennessee (9/14). The offense rushed for 220 yards and controlled the clock for 41:11.
- Led the way for Murray to rush for 100 yards - his third straight 100-yard game to become the third Cowboy with 100 yards in each of the first three games of a season - and did not yield a sack in Dallas' all-time greatest come-back win (without overtime) at St. Louis (9/21).
- In the win over New Orleans (9/28), blocked for 190 yards and two scores on 35 runs (5.4) and allowed Murray to rush for 149 yards and both scores on 24 carries (6.5) to become the seventh NFL rusher, third Cowboy, with 100 yards in four straight games to open the season. Murray also was only the fourth rusher with four 100-yard games with at least one touchdown in each of the first four games of a season.
- Helped lead Murray to his fifth straight 100-yard performance in the overtime win against Houston (10/5). Murray joined Jim Brown (1958) and O.J. Simpson (1973 and 1975) as the only running backs to rush for 100 yards in each of the first five games of a season.
- Allowed Murray to join Brown (1958) as the only two men in NFL history with six straight 100-yard games to open a season after Murray rushed for 115 yards and a touchdown at Seattle (10/12). The line also allowed Dallas to control the clock with 37:39 of offense (20:05 in the first half). Injured his foot late in the fourth quarter and did not return.
- Missed games against the N.Y. Giants (10/19), against Washington (10/27) and Arizona (11/2) with the foot injury but returned at Jacksonville (11/9) in London to lead Murray to his ninth 100-yard game of the season (19 for 100). Randle also rushed for 56 yards on seven carries with a career-long 40-yard touchdown run.
- In the comeback win at the N.Y. Giants (11/23), blocked for Murray's 10th 100-yard game (121 yards) and allowed time for Romo to go 18-of-26 with 275 yards, four touchdowns no interceptions and a 143.4 rating - second in his career.
- Guided Murray to his club-record tying 11th 100-yard game of the season with 179 yards - second in his career - and a touchdown in the Thursday night win at Chicago (12/4). Also protected Romo to complete 80.8% of his passes with three touchdowns, one sack and no picks for a 138.0 rating.
- An ankle injury limited him to just the first half at Philadelphia (12/14) but helped the offense to 224 yards with 16 first downs and a 66.7 third down conversion rate (four-of-six) through two quarters.

2013:

- For the fourth consecutive season, started all 16 games while playing right tackle as the Dallas offense surged for 5,458 total net yards. He also helped block for Murray as the Cowboys lead rusher totaled 1,121 yards on the ground for the first 1,000-yard season of his career. It also marked the first Cowboys rusher over the 1,000-yard mark since 2006.
- Started at right tackle in the opener against the N.Y. Giants (9/8) and helped block for 331 yards on 74 plays while the offense held the ball for 37:10 in the win.
- Helped the offense rush for 193 yards, including 175 by Murray, as Romo threw three touchdown passes in the win over St. Louis (9/22).
- Helped block for Romo against Denver (10/6), who finished with a club-record 506 yards with five touchdowns, completing 25-of-36 passes for a 140.0 rating. The offense gained 522 yards (tied for 12th in club history) and scored six touchdowns (tied for 11th).
- In the win at Philadelphia (10/20), the offense controlled the clock for 36:13 and racked up 368 yards - 74 rushing and 294 passing.
- Helped block for three Murray rushing touchdowns against Oakland (11/28). It was the first multi-rushing touchdown game by a Cowboy running back since Marion Barber had two at New Orleans (12/10/09) and the first three-score game since Julius Jones at Seattle (12/6/04).
- Blocked for a running game that racked up 198 yards on 28 carries (7.1 avg) and a passing game that garnered four touchdowns in the loss at Chicago (12/9).
- The offense racked up 466 yards (second this season) behind Murray's 134 yards (7.4) with one touchdown and Romo's 358 yards and two touchdowns against Green Bay (12/15).
- Orton started at quarterback in the finale against Philadelphia (12/29) and the line did not yield a sack on 64 snaps but suffered a foot injury that sidelined him for the remainder of the game.

2012:

- Started all 16 games, making the move back to right tackle, and helped the offense rack up 5,994 net yards - third in a season in team history - as Romo threw for a career-high and club record 4,903 yards.
- Started at right tackle in the opener at the N.Y. Giants (9/5) and helped block for a 100-yard rusher (Murray, 131), 100-yard receiver (Kevin Ogletree, 114) and a 300-yard passer (Romo, 307).
- Helped the offense control the clock for 33:37 and gain 312 yards while not allowing a sack at Carolina (10/21).
- Helped block for Romo, who threw for a then career-high 437 yards - third in team history - on a club-record 62 attempts with 36 completions - good for second in team history.
- The offense gained 377 yards at Atlanta (11/4) while not turning the ball over for the first time on the season.
- Did not yield a turnover for the second consecutive week in the win at Philadelphia (11/11).
- Against Washington (11/22) blocked for Romo to attempt a career-high and club-record tying 62 passes while completing 37 (second in club history), throwing for a then career-best 441 yards and completing a career-long 85-yard touchdown pass.
- Rotated with Jermei Parnell and helped the offense convert 11-of-19 (57.9%) third down chances in the win at Cincinnati (12/9) before providing time for Romo to throw for his eighth 300-yard game of the season (328 yards) in the overtime win against Pittsburgh (12/16).
- Again rotated with Parnell to help Romo throw for 416 yards - his third 400-yard game of the season - and four touchdowns in the overtime loss to New Orleans (12/23).

2011:

- For the second consecutive season, started all 16 games at left tackle and helped the club to 6,008 yards - the second-best yardage output in the history of the franchise.
- Allowed time for Romo to throw for 342 yards while improving his club record of consecutive games with a touchdown pass to 19 in the season opener at the N.Y. Jets (9/11).
- Romo threw for 345 yards, his 28th career 300-yard game, and a pair of touchdowns - his 20th straight game with a touchdown pass.
- Helped block for the first 100-yard rusher of the season - Felix Jones, 115 yards - in the home-opening win over Washington (9/26).
- Opened holes for Murray to rush for a club-record 253 yards as the team finished with the fourth-most rushing yards in a game in team history (294) against St. Louis (10/23).
- The offensive line did not give up a sack in back-to-back games against Seattle (11/6) and Buffalo (11/13) as Romo completed a career-high tying 13 straight passes to open the game against the Bills. The offense also scored a touchdown on each of its first four possessions to open the Bills game for the first time in team history.
- Blocked for a new quarterback in Stephen McGee against Philadelphia (12/24) after Romo was out with a hand injury following the first series. McGee finished his first action of the season 24-of-38 for 182 yards and a touchdown behind the line's effort.

2010:

- Started 16 games for the first time in his career, manning the left tackle position.
- Made his first career start at left tackle in the season opener at Washington (9/12) and helped the team gain 380 total yards while controlling the clock for 34:03.
- In the home opener against Chicago (9/19), was part of an offense that racked up 410 yards - 374 through the air - and did not allow a sack on 51 attempts.
- Against Tennessee (10/10) the offense posted 511 yards to mark the team's first 500-yard game since racking up 502 against St. Louis (9/30/07). It was the most yards gained by Dallas since the club had 541 in an overtime win at Washington (9/12/99), and it was the most in a non-overtime game since going for 513 against Minnesota (11/26/98).
- The Titans had a season-high six sacks, but the line blocked for Romo's then career-high 406 yards and F. Jones topped 100 yards to mark the first time in team history a passer threw for 400 yards and a rusher topped 100.
- Was part of an offensive line against the N.Y. Giants (10/25) that had to adjust with three losses (Romo, fractured clavicle, Kyle Kosier, ankle, and Montreae Holland, groin). The line then allowed three sacks of Jon Kitna on 33 attempts as the quarterback threw for 187 yards and two touchdowns in the loss.
- Helped the offense gain 415 yards with 379 through the air by Kitna - the club's new starting quarterback - against Jacksonville (10/31).
- In Jason Garrett's first win as the interim head coach, the line protected Kitna for 327 yards and three touchdowns with one interception on 13-of-22 passing at the N.Y. Giants (11/14).
- On Thanksgiving Day against New Orleans (11/25), the line helped the offense gain 457 yards, including 144 on the ground, with three rushing touchdowns - the team's first three-rushing touchdown performance since the AT&T Stadium opener against the N.Y. Giants (9/20/09).
- Dallas gained a season-high 217 rushing yards - the most since Sept. 20, 2009 - as Kitna completed 18-of-26 passes for 167 yards and a touchdown in the overtime win at Indianapolis (12/5).
- Helped rack up 434 yards while controlling the clock for 35:21 in the win against Washington (12/19).
- On Christmas night at Arizona (12/25), the offense converted 24 first downs and notched 382 yards with Stephen McGee seeing his first career action at quarterback with Kitna (abdominal) out through the second half.
- In the season-ending win at Philadelphia (1/2/11), the line protected McGee, who made the first start of his career, to complete 11-of-27 passes for 127 yards and a touchdown.

2009:

- Earned the first seven starts of his career, filling in at right tackle in place of Colombo, while seeing time in all 16 games.
- The Cowboys finished second in the NFL (second in the NFC) in total offense, averaging 399.4 yards-per-game.
- Dallas' passing game finished sixth in the NFL (second in the NFC) with 267.9 yards-per-game.
- The rushing offense ranked seventh in the NFL (third in the NFC), gaining 2,103 yards on the season, 131.4 yards-per-game.
- Dallas gained 6,390 total yards of offense to mark the most in a season in team history and the first 6,000-plus yard season in team history.
- Against Atlanta (10/25) played on special teams and relieved Adams in the fourth quarter at left tackle.
- Filled in at right tackle when Colombo suffered a broken left fibula and high ankle sprain on the second offensive series of the game at Green Bay (11/15). The line helped Romo complete 24 passes for 251 yards with one touchdown and one interception while allowing five sacks.
- Earned his first career start against Washington (11/22) as the line allowed only one sack of Romo on 27 passing attempts as he threw for 158 yards and the running game rushed for 153 yards.
- The offense amassed 494 yards of total offense (195 rushing, 309 passing) against Oakland (11/26) for the fifth 400-yard game of the season, which tied the second-highest figure in a season in club history. The offense had 10 plays of 20-or-more yards and had eight plays of 25-or-more yards.
- The line allowed only two sacks of Romo at the N.Y. Giants (12/6) as he established a team-record with 41 completions and attempted a then career-high 55 passes for 392 yards (74.5 completion percentage) with three touchdowns. The team totaled 424 yards of offense, the sixth game of the season with 400-or-more yards, to tie the most games of 400-or-more yards in a season in club history (1979, 1981, 1983 and 2007).
- The offensive line helped rack up 439 total yards at previously undefeated New Orleans (12/19). It was the seventh game of 400-or-more yards this season, the most in a season in club history. The team had 195 yards of offense in the first quarter and 156 passing yards as they jumped out to an early 14-0 lead on the Saints. The offense scored touchdowns on its first two possessions for the first time since against Seattle (11/27/08). The line also paved the way for 145 yards on the ground, including two touchdowns by Marion Barber.

- In the playoff-clinching win at Washington (12/27), the line allowed time for Romo to complete 25-of-38 passes for 286 yards with one touchdown and one interception. The offense totaled 393 yards giving them 5,916 through 15 games for the most in team history through 15 games. The line also controlled the clock for 35:02 as the team converted seven-of-13 on third down.
- Helped the club win its 17th NFC East Division title while paving the way for 179 rushing yards and 311 passing yards for 474 total yards of offense - upping the single-season club high of 400-yard games to eight - against Philadelphia (1/3/10). The offense gained 6,390 total yards on the season to establish a single-season club record and mark the first time the club has topped 6,000 yards in a season.
- Colombo returned to the starting line-up against Philadelphia (1/9/10) in the NFC Wild Card Game, but Free made his postseason debut on special teams.
- Took over for an injured Adams in the second quarter at Minnesota (1/17/10), and allowed time for Romo to complete 22-of-35 for 198 yards with one interception with six sacks - tying the third-most in a playoff game in club history. Blocked for a running game that gained 92 yards on 25 attempts.

2008:

- Played in all four preseason games, earning the starting nod in the final game at left tackle.
- Was inactive the first 13 weeks of the season and was active but did not play against the N.Y. Giants (12/14).
- Was again active but did not play against Baltimore (12/20) and at Philadelphia (12/28).

2007:

- Started at left tackle for Adams in the first preseason game against the Colts.
- Suffered a knee sprain during the Indianapolis game and missed the rest of the preseason rehabbing.
- Inactive for the first 15 games of the season.
- Made his NFL debut at Washington (12/30) at right tackle during the fourth quarter.
- Was inactive in the Divisional Playoff Game against the N.Y. Giants (1/13/08).

COLLEGE:

- Started all 49 games at Northern Illinois and was a semifinalist for the Draddy Award - which recognizes academic success, football performance, and exemplary community service.
- Earned first-team All-Mid American Conference and Academic All-MAC honors as a senior and was a member of the Outland Trophy and Lombardi Award Watch Lists.
- Started 13 games for the Huskies, helping them go 7-6 and play in the Poinsettia Bowl against TCU as a senior.
- Started 12 games at left tackle and earned first-team All-Mid American Conference honors. Helped the team gain 206.7 rushing yards-per-game, which ranked 16th in the nation, and 441.1 total yards-per-game.
- Was also nominated for MAC All-Academic honors and CoSIDA District V All-Academic honors after earning a 3.24 grade point average in industrial technology.
- Earned sophomore All-American third-team honors from *College Sports Report* and was named second-team All-Mid American Conference by the league's coaches.
- Started 12 games at left tackle, helping the team gain 438.8 total yards-per-game.
- Following his redshirt season, was named to the Freshman All-America third-team by The Sporting News. Started all 12 games, the first two at right tackle, the next nine at left tackle, and the last at tight end.

PERSONAL:

- Lettered three times in football at Lincoln High School in Manitowoc, Wis., where he was an honor student.
- Was a team captain as a senior and was named defensive lineman of the year. Also earned first-team All-Fox Valley Conference honors on offense and defense, first-team *Herald Times Reporter* all-area honors, and *Milwaukee Journal Sentinel* all-state honors.
- As a defensive tackle in 2002, led the team to a 7-3 record and a playoff berth, recording 64 tackles, 8.0 sacks, seven blocked kicks, six forced fumbles, five pass deflections, and two fumble recoveries.
- Also had six receptions for 141 yards and a touchdown as a tight end.
- Earned a degree in industrial technology from Northern Illinois.
- He and his wife, Dorothy, were married February 25, 2012.

COMMUNITY:

- 2007 Dallas Cowboys Rookie Club.
- 2008 Poker for Pets for SPCA of Texas.
- 2009 Dallas Cowboys Komen Race For the Cure Corporate Race Team.
- 2009 Chopsticks for Cowboys benefiting the Rich Behm Family Trust.
- 2010 Dairy Max/Fuel Up to Play 60 Event.
- 2012, 2014-15 Stars of Texas Racing Against the Odds for American Diabetes Association.
- 2012 Reliant Home Run Derby benefiting Big Brothers Big Sisters.
- 2012-16 Dallas Cowboys U High School Camp Head Coach.
- 2014-15 Draft Day/Fan Appreciation Party.
- 2013-14 Reliant Home Run Derby benefiting the Salvation Army.
- 2014 NFL Play 60 clinic, London, England.
- 2014 Fan Appreciation Pep Rally, London, England.
- 2015 Taste of the NFL: The Ultimate Cowboys Tailgate Party host benefiting the North Texas Food Bank.
- Annual Team Holiday Hospital Visits.
- Kickoff Luncheon and Dallas Cowboys Family Cookbook benefiting Happy Hill Farm.
- Salvation Army Angel Tree Christmas Program.
- Make-A-Wish Foundation of North Texas.

FREE'S COWBOYS TOTALS

GAMES/STARTS (regular season/playoffs): 2007 (1/0, 0/0), 2008 (0/0), 2009 (16/7, 2/0), 2010 (16/16), 2011 (16/16), 2012 (16/16); 2013 (16/16), 2014 (11/11), 2015 (16/16). **Total: 108/98, 2/0.**

ISAIAH FREY (FRY)

23 • Cornerback

6-0 • 205 • 4-6-90

Nevada • FA-16

NFL: 3rd Year • Cowboys: 1st Year

Games/Starts: 2015-11/1-Chi/TB; Career: 27/7

Postseason: 2015-0/0; Career-0/0



PRO: The Dallas Cowboys signed Isaiah Frey prior to training camp in 2016 to add a young player with experience into the mix in the secondary. Frey was originally drafted in the sixth round (184th overall) of the 2012 NFL Draft by Chicago, and has played in 27 games with Chicago and Tampa Bay over four seasons, recording 74 tackles, two pass breakups, two fumble recoveries and five special teams tackles. His athleticism and quickness will give him an edge on punt and kick coverage units as he looks to make the team out of training camp.

TRANSACTION SUMMARY:

- 6/13/16:** Signed with Dallas.
- 1/18/16:** Signed with Pittsburgh and released (5/9).
- 10/13/15:** Released and signed to Pittsburgh's practice squad (10/27).
- 9/5/15:** Released by Tampa Bay and signed to its practice squad (9/16).
- 10/15/14:** Signed with Tampa Bay.
- 9/1/14:** Signed to Chicago's practice squad (9/1), activated (9/16) and released (10/7).
- 12/31/12:** Signed with Chicago and released (8/26/14).
- 8/31/12:** Released and signed to Chicago's practice squad (9/1).
- 4/28/12:** Drafted in the sixth round (184th overall) by Chicago.

2015 (Tampa Bay/Pittsburgh):

- Spent the season with both Tampa Bay and Pittsburgh on their respective practice squads.

2014 (Chicago/Tampa Bay):

- Started the season in Chicago, playing in three games after being activated from the practice squad and tallied 12 tackles with two forced fumbles for the Bears before his release.
- Signed with Tampa Bay where he played in eight games and posted 15 tackles and a pass breakup.
- Recorded his first career forced fumble at the N.Y. Jets (9/22).
- Forced his second career fumble and recorded his first career fumble recovery while tying a career-high six tackles at Carolina (10/5).
- Recorded two special teams tackles each at Cleveland (11/2) and Detroit (12/7) for the Bucs.

2013 (Chicago):

- Played in all 16 games, starting six, for the Bears and totaled 47 tackles with a pass breakup.
- Recorded a career-high six tackles at Pittsburgh (9/22), at Detroit (9/29) and against Green Bay (12/29).

2012 (Chicago):

- Drafted in the sixth round (184th overall) by Chicago and spent the season on the Bears practice squad.

COLLEGE:

- Played in 52 games at Nevada, recording 141 tackles, seven interceptions and 38 passes defended as well as two forced fumbles, one sack and seven tackles for loss.
- Started all 13 games as a senior in 2011, totaling 37 tackles and setting career-highs in passes defended (16) and interceptions (five), earning first-team All-WAC honors.
- Earned second-team All-WAC honors as a junior in 2010, starting all 13 games and tallying a career-best 52 tackles, while adding 14 passes defended, a forced fumble and one interception.
- Played in all 13 games as a sophomore in 2009, starting 11 and recording his first career interception, to go along with 27 tackles, five passes defended and a forced fumble.
- Played in every game as a true freshman in 2008, registering 23 tackles and three passes defended.

PERSONAL:

- Attended Jesuit High School in Carmichael, Calif., where he was a National Scholar-Athlete and earned first-team All-League, all-city (Sacramento Bee) and all-section honors following his senior year.
- Totalled 3,200 all-purpose yards and 37 touchdowns during the 2006 and 2007 seasons and was named team MVP both years, while also adding 76 tackles and 10 interceptions.
- Earned his degree in communications from Nevada.
- Has a son, Quincy.

COMMUNITY:

- Participated in various community outreach programs while in Chicago, Tampa Bay and Pittsburgh.

FREY'S NFL TOTALS

		DEFENSE										INTERCEPTIONS					FUMBLES REC				
Year Team	GP-GS	ST	AT	TT	Sks-Yds	Tkl/Ls	QB	PBU	FF	No	Yds	Avg	Lg	TD	No	Yds	Avg	Lg	TD		
2013 Chicago.....	16-6	37	10	-	47	0.0(0)	0(0)	0	1	0	0	0	0.0	0	0	0	0.0	0	0		
2014 Chicago.....	3-1	6	6	-	12	0.0(0)	0(0)	0	0	2	0	0	0.0	0	1	0	0.0	0	0		
Tampa Bay.....	8-0	9	6	-	15	0.0(0)	0(0)	0	1	0	0	0	0.0	0	0	0	0.0	0	0		
Totals.....	27-7	52	22	-	74	0.0(0)	0(0)	0	2	2	0	0	0.0	0	1	0	0.0	0	0		

ADDITIONAL STATISTICS

Special Teams Tackles: 2014 (5).

ANDREW GACHKAR (GATCH-car)

52 • Linebacker


6-2 • 240 • 11/4/88

Missouri • UFA (SD) for '15

NFL: 6th Year • Cowboys: 2nd Year

Games/Starts: 2015-16/1; Career-79/9

Postseason: 2015-0/0; Career-2/0



STAFF

ANDREW
GACHKAR

2015 SEASON

RECORDS

PLAYOFF
RECORDS

HISTORY

SIDELINES

PRO: The Dallas Cowboys added depth to their linebacker corps while also providing the team with a quality special teams coverage man when they signed Andrew Gachkar during the 2015 free agency period. He played in all 16 games for Dallas and tied for fourth on the team with eight special teams stops in his first season as a Cowboy. Gachkar entered the league as a seventh round (234th overall) draft pick by San Diego in 2011 and played in 63 games with eight starts through his four pro seasons with the Chargers. He finished each of his four seasons in San Diego among the club's special teams tackles leaders, finishing fourth with a career-best 16 in 2014.

TRANSACTION SUMMARY:

3/16/15: Signed a two-year contract as an unrestricted free agent with Dallas through 2016.

4/30/11: Drafted in the seventh round (234th overall) by San Diego.

2015:

- Played in all 16 games in his first season in Dallas and tied for fourth on the team with eight special teams stops while adding 13 tackles - one for a loss - as a reserve linebacker.
- Made his Cowboys debut on special teams in the season-opening comeback win against the N.Y. Giants (9/13).
- Stepped in for Sean Lee (hip) for eight plays and notched his first stats as a Cowboy - two tackles - against Atlanta (9/27).
- Made his first start as a Cowboy, starting on the strong side at New Orleans (10/4) and finished with six tackles.
- Saw extended time for Lee (concussion) against Philadelphia (11/8) and had four tackles with one for a loss.
- Led the team with four special teams stops against the N.Y. Jets (12/19).

2014 (San Diego):

- Started five-of-15 games played and had career-highs in tackles (46), tackles for losses (six) and special teams stops (16). Also recovered his first career fumble and returned it 13 yards for his first career score.
- Started against Jacksonville (9/28) and had three tackles and two pressures before posting six tackles with three for losses at Miami (11/2).
- Notched a team-best three special teams stops against Oakland (12/16).
- Recovered a fumble and returned it 13 yards for a touchdown in a win over St. Louis (11/23) but injured his knee and missed the next game - the first missed game of his career.
- Recorded a sack with five tackles in the season finale at Kansas City (12/28).

2013 (San Diego):

- Once again played in all 16 games, starting the first three of his career, and finishing with 25 tackles, one for a loss and eight special teams stops.
- Had his first career start in the game against Indianapolis (10/14) and notched four tackles.
- Started at Jacksonville (10/20) and registered a season-best eight tackles.
- Earned his third start in the game at Washington (11/3), posting five tackles with one for a loss.

2012 (San Diego):

- In his second NFL season, posted 13 tackles on defense with his first career sack, two tackles for losses and eight special teams stops, playing in all 16 games for the second straight season.
- Had his first career sack with a takedown against Carolina (12/16).
- In the season finale against Oakland (12/30), notched a season-best six tackles.

2011 (San Diego):

- Selected in the seventh round (234th overall) of the NFL Draft and played all 16 games as a reserve linebacker and on special teams as a rookie.
- Tied for second on the team with 12 special teams stops while adding two defensive tackles.
- Notched a season-best three special teams tackles at the N.Y. Jets (10/23).

COLLEGE:

- Honorable mention All-Big 12 as a senior, finishing his collegiate career with 208 tackles, 13 for losses, four sacks, four forced fumbles, five fumble recoveries and two interceptions.
- Was second on the team with 80 tackles as a junior, starting all 13 games on the strongside.
- Despite undergoing surgery in the offseason, played in 15 games with 28 tackles as a sophomore.
- Played in 14 games as a true freshman and had 16 tackles on defense while primarily playing on special teams.

PERSONAL:

- Played running back and linebacker at Blue Valley West High School in Overland Park, Kan.
- Majored in civil engineering at Missouri.
- He and his wife, Lauren, have a daughter, Brooklyn.

COMMUNITY:

- 2015 Taste of the NFL: The Ultimate Cowboys Tailgate Party.
- 2015-16 Dallas Cowboys U High School Camp.
- Annual Team Holiday Hospital Visits.
- Kickoff Luncheon and Dallas Cowboys Family Cookbook benefiting Happy Hill Farm.
- Salvation Army Angel Tree Christmas Program.
- Make-A-Wish Foundation of North Texas.

GACHKAR'S NFL TOTALS

		DEFENSE									INTERCEPTIONS					FUMBLES REC				
Year Team	GP-GS	ST	AT	TT	Sks- Yds	Tkl/ Ls	QB Prs	PBU	FF	No	Yds	Avg	Lg	TD	No	Yds	Avg	Lg	TD	
2011 San Diego	16-0	2	0	2	0.0(0)	0(0)	0	0	0	0	0	0.0	0	0	0	0	0	0	0	
2012 San Diego	16-0	8	5	13	1.0(-6)	1(-3)	0	0	0	0	0	0.0	0	0	0	0	0	0	0	
2013 San Diego	16-3	17	8	25	0.0(0)	1(-1)	0	0	1	0	0	0.0	0	0	0	0	0	0	0	
2014 San Diego	15-5	23	23	46	1.0(0)	6(-14)	2	2	0	0	0	0.0	0	0	1	13	13.0	13t	1	
2015 Dallas	16-1	9	4	13	0.0(0)	1(-3)	0	0	0	0	0	0.0	0	0	0	0	0	0	0	
Totals	79-9	58	40	99	2.0(-6)	9(-21)	2	2	1	0	0	0.0	0	0	1	13	13.0	13t	1	
Playoffs																				
2013 San Diego	2-0	0	0	0	0.0(0)	0(0)	0	0	0	0	0	0.0	0	0	0	0	0	0	0	

ADDITIONAL STATISTICS

Special Teams Tackles – 2011 (12), 2012 (8), 2013 (8), 2014 (16), 2015 (6-2-8). **Total: 52.**

Playoffs – 2013 (1).

CHAZ GREEN

79 • Tackle

6-5 • 318 • 4/8/92

Florida • D3 for '15 (91st overall)

NFL: 2nd Year • Cowboys: 2nd Year

Games/Starts: 2015-0/0; Career-0/0

Postseason: 2015-0/0; Career-0/0



PRO: The Dallas Cowboys selected Chaz Green in the third round (91st overall) of the 2015 NFL Draft, adding a versatile and athletic lineman to their already loaded front line. With an increased emphasis on ground and pound football under Head Coach Jason Garrett, the Cowboys rebuilt their offensive line into one of the league's best and brightest which garnered three Pro Bowl selections in 2014 and 2015. After starting 30 games for Florida at both tackle positions, Green came to Dallas with position flex, foot quickness and movement skill to excel in the Cowboys zone-blocking scheme. His rookie season never really got underway after suffering a hip injury in the offseason and landing on Reserve/PUP. When he returned to the active roster, he was a gameday inactive for each of the final five games of the season.

TRANSACTION SUMMARY:

9/1/15: Placed on Reserve/PUP with a hip injury and activated (12/2).

5/1/15: Drafted in the third round (91st overall) by Dallas.

2015:

- After being drafted in the third round, suffered a hip injury during offseason workouts and landed on Active/PUP for the preseason.
- Added to Reserve/PUP for the first nine weeks of his rookie year, then returned to practice on Nov. 11 but was inactive for each of the final five games.

COLLEGE:

- Voted a team captain as a senior by his peers and started 11 games for the Gators, nine at right tackle and two on the left side, leading the way for an offense that scored 30.3 points-per-game and averaged 187.7 rushing yards-per-contest while accumulating six 200-plus yard rushing games.
- Earned the Chris Patrick Courage Award after returning from a season-ending injury the previous year to start every game.
- Injured his shoulder in August camp and missed his junior season.
- Played in 11 games, starting 10 for an offense that pounded out 2,873 rushing yards and 22 rushing touchdowns while scoring 26.4 points-per-contest and finishing ninth in the nation in time of possession, holding the ball for 32:27 per-game.
- Named a 2011 freshman All-American and named to the SEC All-Freshman team, starting all nine games he appeared in and blocking for an offense that averaged 328.7 yards-per contest.
- Dressed for 12 games but did not play and redshirted.

PERSONAL:

- Attended Tampa Catholic High School in Tampa, Fla., where he the team to a 2009 Florida 2B second place finish and an 11-2 record and was named to the Top 150 Dream Team by *PrepStar Magazine*.
- Helped pave the way for a team that rushed for over 3,000 yards in 2009.
- Named FSWA 2A all-state second-team in 2008 as a junior.
- Majored in telecommunications at Florida.

COMMUNITY:

- 2015 Rookie Club presented by UnitedHealthcare.
- 2015-16 Dallas Cowboys U High School Camp.
- 2015 Early Thanksgiving Day meal at The Salvation Army.

- WrestleMania 32 week community event Make-a-Wish Pizza Party at Dallas World Aquarium.
- 2016 Taste of the NFL: The Ultimate Cowboys Tailgate Party host benefiting the North Texas Food Bank.
- Annual Team Holiday Hospital Visits.
- Kickoff Luncheon and Dallas Cowboys Family Cookbook benefiting Happy Hill Farm.
- Salvation Army Angel Tree Christmas Program.
- Make-A-Wish Foundation of North Texas.

GREEN'S COWBOYS TOTALS

GAMES/STARTS (regular season/playoffs): 2015 (0,0).

RANDY GREGORY

94 • Defensive End

6-5 • 255 • 11/23/92
Nebraska • D2 for '15 (60th overall)
NFL: 2nd Year • Cowboys: 2nd Year
Games/Starts: 2015-12/0; Career-12/0
Postseason: 2015-0/0; Career-0/0



PRO: The Dallas Cowboys added first round talent with their second round (60th overall) selection of Randy Gregory in the 2015 NFL Draft. Gregory, who finished just two seasons at Nebraska with 17.5 sacks - ninth on the school's all-time sack list - was one of the top pass rushers coming out of the draft. In addition to his two seasons at Nebraska, Gregory played one at Arizona Western, missing his sophomore season with a broken leg. Through his two seasons with the Cornhuskers, Gregory flashed his ability to rush the passer with his explosive speed, quick hands and motor to stay in the play. He suffered an ankle injury early in his rookie season that slowed his development, but he still played in 12 games and was fourth on the team with 16 pressures.

TRANSACTION SUMMARY:

5/1/15: Drafted in the second round (60th overall) by Dallas.

2015:

- Played in 12 games, missing four with an ankle injury suffered in Week 1, and finished the season with 11 tackles, 16 pressures (fourth) and a tackle for a loss.
- Made his NFL debut in the comeback win over the N.Y. Giants (9/13) and led the team with three pressures before being sidelined with an ankle injury suffered in the third quarter.
- Returned to the field at the N.Y. Giants (10/25) after missing four games with an ankle injury and finished with two hurries.
- Registered his first career tackle, finishing with one and a hurry at Tampa Bay (11/15), then had his first career stop for a loss to go with two pressures and an assist at Green Bay (12/13).

COLLEGE:

- Started 10 of the 11 games he played as a junior at Nebraska and was fifth on the defense with 54 tackles while posting a team-best 7.0 sacks and placing third with 10 stops for losses. Added 16 hurries, three breakups, one interception, one forced fumble and two blocked kicks.
- Earned second-team All-American, third-team AP All-American and first-team All-Big Ten by media and coaches.
- As a sophomore at Nebraska, started 10-of-13 games and tallied 66 tackles (third on the team), a team-best 10.5 sacks and 19 tackles for losses, 18 hurries, one breakup, an interception he returned 33 yards for a touchdown, one forced fumble and a fumble recovery.
- First-team All-Big Ten by coaches and media as well as earning team Defensive MVP honors.
- Missed his entire second season with a broken leg.
- As a freshman at Arizona Western, named first-team All-Conference with 82 tackles, 21 for losses and nine sacks, helping the school to the NJCAA title game. Also forced three fumbles and recovered two more.

PERSONAL:

- Finished his prep career at Hamilton Southeastern High School in Fishers, Ind., with 92 tackles and 17.0 sacks.
- Was one of the top-15 players in the state of Indiana following his senior season.
- Majored in sociology at Nebraska.

COMMUNITY:

- 2015 Rookie Club presented by UnitedHealthcare.
- 2015-16 Dallas Cowboys U High School Camp.
- 2015 Early Thanksgiving Day meal at The Salvation Army.
- Annual Team Holiday Hospital Visits.
- Kickoff Luncheon and Dallas Cowboys Family Cookbook benefiting Happy Hill Farm.
- Salvation Army Angel Tree Christmas Program.
- Make-A-Wish Foundation of North Texas.

GREGORY'S COWBOYS TOTALS

		DEFENSE				INTERCEPTIONS				FUMBLES REC			
Year Team	GP-GS	ST	AT	TT	Sks-Yds	Tkl/Ls	QB Prs	PBU	FF	No	Yds	Avg	Lg TD
2015 Dallas	12-0	6	5	11	0.0(0)	1(-1)	16	0	0	0	0	0.0	0 0

GREGORY'S CAREER GAME-BY-GAME
DEFENSE

Game	2015 (Dallas)							2015 (Dallas), cont.						
	ST	AT	TT	Sks Yds	Tkl/ Ls	Prs	QB PBU	Game	ST	AT	TT	Sks Yds	Tkl/ Ls	Prs PBU
W- NYG 9/13						3		W-@ Mia 11/22	1	0	-	1		2
W-@ Phi 9/20								L-Car 11/26	2	0	-	2		1
L-Atl 9/27								W-@ Was 12/7	0	1	-	1		1
L-@ NO 10/4								L-@ GB 12/13	0	1	-	1	1(-2)	2
L-NE 10/11								L-NYJ 12/19	0	2	-	2		2
L-@ NYG 10/25						2		-@ Buf 12/27	2	0	-	2		1
L-Sea 11/1								L-Was 1/3/16	0	1	-	1		1
L-Phi 11/8								Totals	6	5	-	11	1(-2)	16
L-@ TB 11/15	1	0	-	1		1								

JAMES HANNA

84 • Tight End

6-4 • 260 • 7/14/89

Oklahoma • D6 for '12 (186th overall)

NFL: 5th Year • Cowboys: 5th Year

Games/Starts: 2015-14/7; Career-62/29

Postseason: 2015-0/0; Career-2/1



PRO: With the loss of Martellus Bennett in 2012 free agency, the Cowboys were in need of a young, talented tight end and found that with their selection of James Hanna in the sixth round (186th overall) of the 2012 NFL Draft. Hanna's impressive mixture of size, speed and hands helped him earn playing time in two and three tight end sets as a rookie. Hanna finished his rookie season playing in all 16 games with two starts, and he caught eight passes for 86 yards. He also saw time on special teams coverage units and finished fifth on the squad with 10 tackles. In his second season, Hanna earned eight starts in 16 games, seeing time mainly as a blocker, but caught 12 passes for 73 yards on the season. In his third season, Hanna started 12 of the 16 games he played and was primarily used as a blocker for the league's leading rusher as the Dallas offense finished second in the league in rushing (2,354). He also was second on the team with 12 special teams stops. The 2015 season was much of the same for the consistent all-around tight end as Hanna started seven of the 14 games he played and caught nine passes for 79 yards while helping to block for another 1,000-yard rusher (Darren McFadden).

TRANSACTION SUMMARY:

3/11/16: Signed a three-year contract as an unrestricted free agent with Dallas through 2018.

4/28/12: Drafted in the sixth round (186th overall) by Dallas.

2015:

- Started seven of the 14 games he played as the club's second tight end and caught nine passes for 79 yards while helping block for McFadden's second career 1,000-yard season.
- Also finished sixth with six special teams tackles.
- Played in his 50th career game and helped Dallas average 6.0 yards-per-run against Atlanta (9/27).
- Caught his first pass of the season - a seven-yarder - at New Orleans (10/4).
- Caught one pass for six yards, helped the offense rack up 460 yards, including 233 on the ground, and made a special teams stop at the N.Y. Giants (10/25).
- Caught one pass for 0 yards and helped the offense average 4.3 yards-per-carry (129 for 30) against Seattle (11/1).
- Started in a two-tight end set at Washington (12/7) and caught one pass for 11 yards while adding a pair of special teams stops.
- Against the N.Y. Jets (12/19) caught one pass for 17 yards and helped block for McFadden's fifth 100-yard game of the season - second-most in his career.
- At Buffalo (12/27) caught one pass for 10 yards and was part of a front that did not yield a sack in Kellen Moore's first career start.

2014:

- Played in all 16 games with 12 starts, helping block for the league's leading rusher, second-ranked rushing attack and top rated passer.
- Also finished second on the squad with a career-best 12 special teams tackles.
- Started the season opener against San Francisco (9/7) and helped block for DeMarco Murray to rush for 118 yards - his eighth career 100-yard game.
- Again helped Murray top 100 yards with a 167-yard performance in the win at Tennessee (9/14).
- In the win over New Orleans (9/28), was a part of an offense that cleared the way for Murray to rush for his fourth straight 100-yard game (149) and a touchdown on 24 carries. Murray became the seventh NFL player to rush for 100 yards in each of the first four games of the season and one of just four with a touchdown in each.
- Helped lead Murray to his fifth straight 100-yard performance in the overtime win against Houston (10/5). Murray joined Jim Brown (1958) and O.J. Simpson (1973 and 1975) as the only running backs to rush for 100 yards in each of the first five games of a season.
- Guided Murray to his sixth straight 100-yard game with 115 yards at Seattle (10/12) to join Brown (1958) as the only men in NFL history with six consecutive 100-yard games to open a season.

- Helped Murray become the first player in NFL history to rush for 100-plus yards in each of the first seven games of a season, finishing with 128) against the N.Y. Giants (10/19).
- Caught his first pass of the season (seven yards), added a special teams tackle and helped Murray to his eighth straight 100-yard outing in the overtime loss to Washington (10/27).
- Caught one pass for 27 yards on third down and helped Murray rush for his 10th 100-yard game of the season in the come-from-behind win at the N.Y. Giants (11/23).
- Helped Murray to his 11th 100-yard outing of the season with 179 yards and a touchdown on a career-high 32 carries in the Thursday night win at Chicago (12/4).
- In the season-ending win at Washington (12/28), helped block for Murray to establish the club single-season rushing record (1,845) and the mark for 100-yard games in a season (12) as the back rushed for 100 yards and a touchdown. Also caught one pass for two yards.

2013:

- Started eight of the 16 games he played in his second season and caught 12 passes for 73 yards.
- Started in a two tight end set at Kansas City (9/15) and finished with a career-high four catches for 20 yards.
- Had one catch for three yards against Denver (10/6) then added two catches for 12 yards at Detroit (10/27).
- Caught one ball for a season-long 21 yards against Minnesota (11/3).
- Finished at New Orleans (11/10) with three catches for 11 yards.

2012:

- Played in all 16 games with two starts and posted eight receptions for 86 yards. Also saw time on special teams units and finished fifth on the team with 10 tackles.
- Made his NFL debut in the opener at the N.Y. Giants (9/5) and caught his first career pass for 10 yards and logged a team-high tying two special teams tackles.
- Led the team with a pair of special teams tackles in the home-opening win over Tampa Bay (9/23).
- Made his first career start as the team opened the game at Carolina (10/21) with three tight ends.
- Started at Cincinnati (12/9) as the club opened with two tight ends and caught one pass for three yards.
- Caught two balls for 45 yards (career-high) with a career-long 29-yarder in the win against Pittsburgh (12/16).
- Had a season-best three catches for 20 yards in the season finale at Washington (12/30).
- The offense racked up 466 yards (second this season) behind Murray's 134 yards (7.4) with one touchdown and Romo's 358 yards and two touchdowns against Green Bay (12/15).

COLLEGE:

- Named All-Big 12 Conference second-team and Super Sleeper Team by *The NFL Draft Report* as a senior.
- Started all 13 games at tight end, posting 27 receptions for 381 yards (14.1 avg.) and two touchdowns.
- Earned All-Big 12 honorable mention as he started 12-of-14 games as a junior.
- Finished with 18 receptions for 292 yards (16.2 avg.) and seven touchdowns.
- Recorded his first career touchdown, a 46-yarder, against Florida State.
- Appeared in all 13 games, earning two starts at tight end, catching six passes for 48 yards.
- Played in 13 games, mainly on special teams as a freshman, where he recorded two tackles.

PERSONAL:

- Selected Class 5A/Region 1 District VI Offensive MVP as a senior at Flower Mound, Texas, High School.
- Earned Texas Sports Writers All-State Team as a wide receiver, ranked 20th in the nation as a tight end by Scout.com, 13th nationally by ESPN.com and was the 32nd best overall player in the state of Texas – 11th best tight end – by Rivals.com.
- Hauled in 53 passes for 764 yards (14.4 avg.) with 11 touchdowns as senior while adding 17 rushes for 131 yards, five punt returns for 145 yards with one touchdown – 71 yards – and six kickoff returns for 181 yards with another score.
- As a junior, had 20 receptions for 330 yards (16.5 avg.) and two touchdowns.
- Was a multidisciplinary studies major at Oklahoma.

COMMUNITY:

- 2012 Rookie Club presented by UnitedHealthcare.
- 2012-16 Dallas Cowboys U High School Camp.
- 2013, 2016 Dallas Cowboys Draft Day/Fan Appreciation Party.
- 2014 NFL Play 60 clinic, London, England.
- 2014 Fan Appreciation Pep Rally, London, England.
- Annual Team Holiday Hospital Visits.
- Kickoff Luncheon and Dallas Cowboys Family Cookbook benefiting Happy Hill Farm.
- Salvation Army Angel Tree Christmas Program.
- Make-A-Wish Foundation of North Texas.

HANNA'S COWBOYS TOTALS

Year Team	GP-GS	RECEIVING					SPECIAL TEAMS TACKLES								
		No	Yds	Avg	Long	TD	Solo	Asst	Tot	FF	FR	BP	BFG	BX	
2012 Dallas	16-2	8	86	10.8	29	0	7	3	10	0	0	0	0	0	
2013 Dallas	16-8	12	73	6.1	21	0	1	2	3	0	0	0	0	0	
2014 Dallas	16-12	4	48	12.0	27	0	8	4	12	0	0	0	0	0	
2015 Dallas	14-7	9	79	8.8	17	0	5	1	6	0	0	0	0	0	
Totals	62-29	33	286	8.7	29	0	21	10	31	0	0	0	0	0	0
Playoffs															
2014 Dallas	2-1	0	0	0.0	0	0	0	0	0	0	0	0	0	0	

SINGLE-GAME HIGHS

Receptions – 4 at Kansas City, 9/15/13
Receiving Yards – 45 vs. Pittsburgh, 12/16/12

JEFF HEATH

38 • Safety

6-1 • 212 • 5/14/91

Saginaw Valley State • FA for '13

NFL: 4th Year • Cowboys: 4th Year

Games/Starts: 2015-16/1; Career-46/10

Postseason: 2015-0/0; Career-2/0



PRO: Considered a long-shot to make the team after signing with Dallas as an undrafted free agent, Jeff Heath defied the odds by not only making the active roster out of training camp, but playing in all 16 games and settling in as one of the team's starting safeties in 2013. Heath started his rookie campaign as a special teamer and reserve defensive back, but finished the year with nine starts at strong safety. He was sixth on the squad with 60 tackles, tops with 13 special teams stops, and had a 50-yard fumble recovery for a touchdown, along with an interception, six breakups, one pressure and a forced fumble. He spent 2014 and 2015 as a reserve safety and special teams cover ace, finishing atop the special teams tackle chart in 2015 while also leading the defense with a career-high two interceptions, and will look to cement his role as a dependable player for Dallas once again in 2016.

TRANSACTION SUMMARY:

4/13/16: Signed a four-year contract as a restricted free agent with Dallas through 2019.

5/10/13: Signed with Dallas as a rookie free agent.

2015:

- Played in all 16 games for the second time in his career and tied for the team lead with nine special teams tackles while posting 26 tackles and a team-best and career-high two interceptions as a reserve defensive back.
- Logged a season-high six tackles (five solos) against Philadelphia (11/8).
- At Tampa Bay (11/15) notched two tackles and a pair of interceptions - the first Cowboy with two interceptions in a game since Bruce Carter in 2014 (at Washington, Dec. 28).
- Had six tackles against Philadelphia (11/8), then had two tackles and two interceptions - the first multi-interception game of his career - at Tampa Bay (11/15).
- Topped 100 career tackles after a seven-stop performance on Thanksgiving Day against Carolina (11/26).
- Forced a fumble on a punt return at Washington (12/7) that led to Dallas' only touchdown of the game.

2014:

- Played in 14 games and tallied 16 tackles as a reserve safety and eight special team stops.
- Had three tackles as a reserve safety on defense and a team-best two special teams stops in the win over the N.Y. Giants (10/19).
- Tallied three tackles on defense against Arizona (11/2) and two along with a team-best three special teams stops at Jacksonville (11/9) in London.
- Had three tackles in the comeback win at the N.Y. Giants (11/23) but suffered a thumb injury in the first half.
- Saw extended playing time with Barry Church (quad) slowed in the Divisional Playoff Game at Green Bay (1/11/15) and posted seven tackles and a breakup.

2013:

- Earned a roster spot out of training camp as an undrafted free agent and played in all 16 games. Became a starting safety for the final nine games and finished with 60 tackles (sixth on the team) and a team-best 13 special teams tackles.
- Made his NFL debut in the opening win over the N.Y. Giants (9/8), playing on special teams, and notched his first career stop.
- Saw fourth quarter action in the win over St. Louis (9/22) and had three defensive tackles - the first three of his career.
- Notched two special teams tackles against Denver (10/6).
- Saw extended playing time, rotating at both safety spots through all four quarters at Philadelphia (10/20), and notched one tackle and one stop on special teams.
- Had his first career start in place of J.J. Wilcox (knee) and led the team with 12 tackles at Detroit (10/27).
- Again started in place of Wilcox (knee) and posted three tackles in the win over Minnesota (11/3).
- At New Orleans (11/10) started in place of Wilcox (knee) and was third on the team with a career-high 13 tackles with two pass breakups and a special teams stop.
- Had eight tackles, his first career fumble recovery and touchdown (50-yard return) at the N.Y. Giants (11/24).
- Intercepted his first career pass to go with three tackles, a hurry and a breakup in the come-back win at Washington (12/22).

COLLEGE:

- For his career, started 30-of-35 games, recording 219 tackles, 16.5 tackles for loss, seven interceptions and forcing and recovering four fumbles at Saginaw Valley State.
- As a senior made the 2012 All-Great Lakes Intercollegiate Athletic Conference first-team defense with 77 tackles, three tackles for losses, one forced fumble, two fumble recoveries, five interceptions and seven pass breakups while starting all 11 games.
- Started all 11 games as a junior, earning second-team All-GLIAC honors after totaling 81 tackles, one sack, nine tackles for loss, forced and recovered one fumble, three pass breakups and had one interception for a return of 46 yards.
- Appeared in eight games, starting seven, as a sophomore and ended the season with 49 tackles, 3.5 tackles for loss, one interception and recovered two fumbles.
- As a freshman, appeared in five games and started one, recording 13 tackles, one tackle for loss, one interception, one deflected pass and forced and recovered a fumble.

PERSONAL:

- Prepped at Lake Orion, Mich., High School where he was voted all-league, All-North Conference, all-state finalist, Big Play Player of the Year, recipient of the Big Stick Award for hardest hitter and team captain.
- Majored in criminal science at Saginaw Valley State.

COMMUNITY:

- 2013 Rookie Club presented by UnitedHealthcare.
- 2013-16 Dallas Cowboys U High School Camp.
- 2013 The Salvation Army YET Kaboom Playground Build.
- 2014-16 Draft Day/Fan Appreciation Party.
- 2014 NFL Play 60 clinic, London, England.
- 2014 Fan Appreciation Pep Rally, London, England.
- 2016 Fashion's for First Downs Dallas Cowboys Women's Charity Fashion Show.
- Annual Team Holiday Hospital Visits.
- Kickoff Luncheon and Dallas Cowboys Family Cookbook benefiting Happy Hill Farm.
- Salvation Army Angel Tree Christmas Program.
- Make-A-Wish Foundation of North Texas.

HEATH'S COWBOYS TOTALS

		DEFENSE									INTERCEPTIONS					FUMBLES REC				
Year Team	GP-GS	ST	AT	TT	Sks- Yds	Tkl/ Ls	QB Prs	PBU	FF	No	Yds	Avg	Lg	TD	No	Yds	Avg	Lg	TD	
2013 Dallas	16-9	42	18	- 60	0.0(0)	0(0)	1	6	1	1	0	0.0	0	0	1	50	50.0	50t	1	
2014 Dallas	14-0	10	6	- 16	0.0(0)	0(0)	0	0	0	0	0	0.0	0	0	0	0	0.0	0	0	
2015 Dallas	16-1	16	10	- 26	0.0(0)	0(0)	0	0	0	2	19	9.5	19	0	0	0	0.0	0	0	
Totals	46-10	68	34	- 102	0.0(0)	0(0)	1	6	1	3	19	6.3	0	0	1	50	50.0	50t	1	
Playoffs																				
2014 Dallas	2-0	8	1	- 9	0.0(0)	0(0)	0	1	0	0	0	0.0	0	0	0	0	0.0	0t	0	
SPECIAL TEAMS TACKLES										SINGLE-GAME HIGHS										
Year Team		Solo	Ast	Tot	FF	FR	BP	BFG	BXP	Tackles – 13 at New England, 11/10/13 Solo Tackles – 9 at Detroit, 10/27/13										
2013 Dallas		11	2	- 13	0	0	0	0	0											
2014 Dallas		6	2	- 8	0	0	0	0	0											
2015 Dallas		6	3	- 9	1	0	0	0	0											
Totals		23	7	- 30	1	0	0	0	0											
Playoffs																				
2014 Dallas		0	0	- 0	0	0	0	0	0											

ANTHONY HITCHENS**59 • Linebacker**

6-0 • 235 • 6/10/92

Iowa • D4 for '14 (119th overall)

NFL: 3rd Year • Cowboys: 3rd Year

Games/Starts: 2015-16/9; Career-32/20

Postseason: 2015-0/0; Career-2/0



PRO: The Dallas Cowboys selected Anthony Hitchens in the fourth round (119th overall) of the 2014 NFL Draft, adding a versatile linebacker to an already talented group. Hitchens stepped in as a rookie and played in all 16 games with 11 starts as the injury bug hit the linebacking corps. Hitchens showed his value and versatility as he played all three linebacker spots at various times through the season. He finished his rookie year with 100 tackles - third on the team - making him the first rookie with a 100-tackle season since Roy Williams (2002). He played in all 16 games with nine starts again as a valuable reserve at all three spots in 2015 and finished fourth with 85 tackles. His experience and ability make him a front-runner for one of the starting linebacker spots in 2016.

TRANSACTION SUMMARY:

5/10/14: Drafted in the fourth round (119th overall) by Dallas.

2015:

- Played in all 16 games, starting nine at all three spots, and finished fourth on the defense with 85 tackles along with his first two career sacks, three stops for losses, eight pressures, one breakup and a forced fumble.
- Tied for the team lead with 11 tackles with a pressure as the starting middle linebacker in the season-opening win over the N.Y. Giants (9/13).
- Posted five tackles and his first career sack, helping limit DeMarco Murray to just two yards on 13 carries and the Eagles offense to seven yards on 17 runs (0.4) in Philadelphia (9/20).
- Tied for second on the team with seven tackles to go with a pressure against Atlanta (9/27) before leading the defense with 12 tackles (nine solo) with a sack, a tackle for a loss and a hurry at New Orleans (10/4).
- Started in place of Sean Lee (concussion) at Tampa Bay (11/15) and finished with seven tackles, one for a loss, two pressures and a breakup.
- Had five tackles on defense and a stop on special teams at Green Bay (12/13).

- Started in the middle in place of Rolando McClain (concussion) against the N.Y. Jets (12/19) and was second on the team with a season-high 15 tackles - second in a game in his career - along with a tackle for a loss and a hurry.
- Started on the strongside at Buffalo (12/27) and notched three tackles, then started in place of Lee (hamstring) in the season finale against Washington (1/3/16) and finished second on the defense with 11 tackles along with his first career forced fumble.

2014:

- Started 11 games, playing in all 16, and finished third on the team with 100 tackles to go with three stops for losses, two pressures, one interception and four breakups.
- Made his NFL debut as a reserve in the season opener against San Francisco (9/7) and had one tackle.
- Started his first career NFL game, replacing Justin Durant (groin), at Tennessee (9/14) and posted two tackles.
- Started at middle linebacker in place of McClain (groin) in the come-from-behind win at St. Louis (9/21) and led the team with a career-high 18 tackles along with his first career tackle for a loss and career-firsts for breakups and pressures (one each).
- Started in place of Bruce Carter (thigh) in the overtime win against Houston (10/5) and had five stops.
- Earned the start in place of Durant (elbow-IR) against Arizona (11/2) and had nine tackles, one for a loss and a hurry.
- Got the start in place of McClain (did not play) and led the team with 12 tackles along with two breakups at Jacksonville (11/9) in London.
- Posted 13 tackles and a stop for a loss in the comeback win at the N.Y. Giants (11/23) then finished second with 14 tackles with a season-high tying 12 solos on Thanksgiving Day against Philadelphia (11/27).
- Led the team with nine tackles in the win at Philadelphia (12/14).
- In the NFC East clinching win over Indianapolis (12/21), led the team with seven tackles - all solos - and picked off a pass that was tipped at the line of scrimmage by Nick Hayden.
- Posted three tackles in the season-ending win at Washington (12/28) before an ankle injury sidelined him for the second half. Reached 100 tackles on the season - the first team rookie defender to the century mark since Roy Williams in 2002. Also allowed Dallas to have three tacklers reach triple digits for the first time since having four in 2010.
- Despite playing with an ankle injury for the Wild Card Playoff Game against Detroit (1/4/15), tallied five tackles and broke up a third down pass, leading to a punt just before Dallas' game-winning touchdown drive.
- Was slowed with an ankle injury in the Divisional Playoff Game at Green Bay (1/11/15) but still finished second on the defense with 11 tackles.

COLLEGE:

- Earned team co-MVP honors, which he shared with offensive lineman Brandon Scherff, after starting all 13 games at outside linebacker and leading the team in tackles with 112, recording 13.5 tackles for loss, two sacks, one fumble recovery, one forced fumble, a pass breakup and an interception.
- Started all 11 games he played as a junior, missing one game due to injury, as the weakside linebacker and led Iowa with a career-high 124 tackles, collecting 5.5 tackles for loss and a sack.
- As a sophomore saw action in eight games, recording 25 tackles and recovering one fumble.
- Appeared in 10 games, recording one solo tackle and eight assists as a freshman.

PERSONAL:

- Attended Clearview High School in Lorain, Ohio, where he was named first-team all-state, all-county and all-conference as a junior and senior on the football field while playing linebacker, running back, kick returner and punt returner, along with serving as team captain his final two years.
- Holds school records for points in a season and career, and most career yards.
- Collected 154 career tackles, including 12 sacks to go along with five interceptions, six forced fumbles, six fumble recoveries and four defensive touchdowns.
- Earned four varsity letters in football and also lettered in basketball and track.
- Earned his degree in recreational sports management from Iowa.

COMMUNITY:

- 2014 Rookie Club presented by UnitedHealthcare.
- 2014 NFL PLAY 60 FITNESSGRAM® school visit.
- 2014 Home Run Derby Competition benefiting the Salvation Army.
- 2014-16 Dallas Cowboys U High School Camp.
- 2014 NFL Play 60 clinic, London, England.
- 2014 Fan Appreciation Pep Rally, London, England.
- 2015-16 Cowboys Draft Day/Fan Appreciation Party.
- Annual Team Holiday Hospital Visits.
- Kick Off Luncheon and Dallas Cowboys Family Cookbook benefiting Happy Hill Farm.
- Salvation Army Angel Tree Christmas Program.
- Make-A-Wish Foundation of North Texas.

HITCHENS' COWBOYS TOTALS

		DEFENSE										INTERCEPTIONS					FUMBLES REC				
Year Team	GP-GS	ST	AT	TT	Sks-Yds	Tkl/Ls	QB Prs	PBU	FF	No	Yds	Avg	Lg	TD	No	Yds	Avg	Lg	TD		
2014 Dallas	16-11	74	26	- 100	0.0(0)	3(-5)	2	4	0	1	8	8.0	8	0	0	0	0.0	0	0		
2015 Dallas	16-9	52	33	- 85	2.0(-14)	3(-7)	8	1	1	0	0	0.0	0	0	0	0	0.0	0	0		
Totals	32-20	126	59	- 185	2.0(-14)	6(-12)	10	5	1	1	8	8.0	8	0	0	0	0.0	0	0		
Playoffs																					
2014 Dallas	2-0	11	5	- 16	0.0(0)	0(0)	1	1	0	0	0	0.0	0	0	0	0	0.0	0	0		
		SPECIAL TEAMS TACKLES										SINGLE-GAME HIGHS									
Year Team		Solo	Ast	Tot	FF	FR	BP	BFG	BXP	Tackles – 18 at St. Louis, 9/21/14											
2014 Dallas		2	0	- 2	0	0	0	0	0	Solo Tackles – 12 at St. Louis, 9/21/14 and vs. Philadelphia, 11/27/14											
2015 Dallas		1	0	- 1	0	0	0	0	0												
Totals		3	0	- 3	0	0	0	0	0												
Playoffs																					
2014 Dallas		0	0	- 0	0	0	0	0	0												

HITCHENS' CAREER GAME-BY-GAME
DEFENSE

Game	2014 (Dallas)			Sks Yds	Tkl/ Ls	QB	
	ST	AT	TT			Prs	PBU
L-SF 9/7	1	0	1				
W-@ Ten 9/14	1	1	2				
W-@ STL 9/21	12	6	18		1(-1)	1	1
W-NO 9/28							
W-Hou 10/5	5	0	5				
W-@ Sea 10/12							
W-NYG 10/19							
L-Was 10/27							
L-Ari 11/2	5	4	9		1(-3)	1	
W-@ Jac 11/9 (Lon.)	10	2	12				2
W-@ NYG 11/23	8	5	13		1(-1)		
L-Phi 11/27	12	2	14				
W-@ Chi 12/4	5	2	7				
W-@ Phi 12/14	6	3	9				
W-Ind 12/21	7	0	7				1
W-@ Was 12/28	2	1	3				
Totals	74	26	100		3(-5)	2	4
Playoffs							
W-Det 1/4/15	4	1	5				1
L-@ GB 1/4/15	7	4	11			1	
Total	11	5	16			1	1

Game	2015 (Dallas)			Sks Yds	Tkl/ Ls	Prs	QB PBU
	ST	AT	TT				
W- NYG 9/13	9	2	11				1
W-@ Phi 9/20	2	3	5	1.0(-5)			1
L-Atl 9/27	6	1	7				1
L-@ NO 10/4	9	3	12	1.0(-9)	1(-4)		1
L-NE 10/11	1	1	2				
L-@ NYG 10/25	0	1	1				
L-Sea 11/1	0	1	1				1
L-Phi 11/8	3	0	3				
L-@ TB 11/15	6	1	7		1(-1)	2	1
W-@ Mia 11/22							
L-Car 11/26	0	2	2				
W-@ Was 12/7							
L-@ GB 12/13	1	4	5				
L-NYJ 12/19	7	8	15		1(-2)		1
L-@ Buf 12/27	2	1	3				
L-Was 1/3/16	6	5	11				
Totals	52	33	85	2.0(-14)	3(-7)	8	1

DAVID IRVING

95 • Defensive End

6-7 • 285 • 8/18/93

Iowa State • PS(KC) for '15

NFL: 2nd Year • Cowboys: 2nd Year

Games/Starts: 2015-12/0; Career-12/0

Postseason: 2015-0/0; Career-0/0



PRO: The Dallas Cowboys signed David Irving off of the Kansas City Chiefs practice squad to provide the team with young depth at the edge rusher position, and he came in and played in 12 games after being added to the roster. Irving also provides Dallas with a kick blocking threat on special teams units as he blocked a field goal for Dallas, continuing his collegiate trend where he blocked three kicks. Irving signed with Kansas City as a rookie free agent following the 2015 NFL Draft. He started eight of the 32 games he played at Iowa State and notched 3.0 sacks with 7.5 tackles for losses among 44 total tackles.

TRANSACTION SUMMARY:**12/30/15:** Placed on Reserve/Injured with a wrist injury.**9/29/15:** Signed to Dallas' active roster.**9/5/15:** Released and signed to Kansas City's practice squad (9/8).**5/11/15:** Signed with Kansas City as a rookie free agent.**2015 (Kansas City/Dallas):**

- Finished his rookie season as a reserve lineman with Dallas, posting 14 tackles, two for losses, 14 pressures and a half sack.
- Signed with Kansas City as a rookie free agent, went to camp, was released at the end and signed to the Chiefs practice squad.
- Signed to Dallas' active roster on Sept. 29 and made his NFL debut as a reserve at New Orleans (10/4), finishing with two tackles, a tackle for a loss and two pressures.
- Blocked his first career kick - a 47-yard Steven Hauschka field goal attempt - along with two tackles against Seattle (11/1).
- Had two tackles, one for a loss and a team-high tying four pressures against Philadelphia (11/8).
- Notched one tackle, a hurry and his first career sack, splitting one with Greg Hardy, at Miami (11/22).
- Suffered a wrist injury at Buffalo (12/27) that put him on Reserve/Injured for the final game of the season.

COLLEGE:

- Started eight of the 32 games he played through his collegiate career and tallied 44 tackles, 7.5 for losses, 3.0 sacks, one interception, one forced fumble, eight breakups and three blocked kicks.
- Did not play his senior year after being dismissed from the team prior to the start of the season.
- Started eight of the 10 games he played as a junior, moving to defensive tackle from end. Tallied 19 tackles, 4.5 for losses, two sacks, four breakups and two blocked kicks - a PAT in back-to-back games.

- As a sophomore, played in all 13 games and notched 20 tackles, three for losses and a sack. Had one interception he returned 20 yards for a touchdown.
- Played in nine games as a freshman and posted five tackles with two breakups.

PERSONAL:

- Played both sides of the ball at San Jacinto, Calif., High School, finishing his senior year with 76 tackles, 15 for loss, 7.0 sacks, five forced fumbles and four fumble recoveries on defense. Added 19 catches for 298 yards and four touchdowns as a tight end.
- He and his wife, Zoë, have a daughter, Annette.

COMMUNITY:

- 2015 Rookie Club presented by UnitedHealthcare.
- 2015 Early Thanksgiving Day meal at The Salvation Army.
- 2016 Dallas Cowboys U High School Camp.
- Annual Team Holiday Hospital Visits.
- Salvation Army Angel Tree Christmas Program.
- Make-A-Wish Foundation of North Texas.

IRVING'S COWBOYS TOTALS

		DEFENSE										INTERCEPTIONS					FUMBLES REC				
Year Team	GP-GS	ST	AT	TT	Sks- Yds	Tkl/ Ls	QB	Prs	PBU	FF	No	Yds	Avg	Lg	TD	No	Yds	Avg	Lg	TD	
2015 Dallas12-0	8	6	-	14	0.5(-7)	2(-6)	14	0	0	0	0	0	0.0	0	0	0	0	0.0	0	

ADDITIONAL STATISTICS

Blocked Kicks – 2015 (1-1g).

BYRON JONES**31 • Safety**

6-0 • 205 • 9/26/92

Connecticut • D1 for '15 (27th overall)

NFL: 2nd Year • Cowboys: 2nd Year

Games/Starts: 2015-16/11; Career-16/11

Postseason: 2015-0/0; Career-0/0



PRO: With the 27th overall pick in the first round of the 2015 NFL Draft, the Dallas Cowboys chose to enhance their secondary with the selection of Connecticut defensive back Byron Jones. A four-year starter in college at both cornerback and safety, Jones began his pro career in Dallas at cornerback but finished his rookie season as a starter at safety. Jones displayed the rare ability and knowledge of the game at a young age that allowed him to break into the starting lineup as a rookie, first at cornerback, then at safety. He finished his rookie season with 11 starts in 16 games played and was fifth on the defense with 76 tackles while leading the unit with 12 breakups to become the only Cowboys rookie to record 75-plus tackles and lead the team in breakups. His rare blend of size, speed and athletic ability were on display at the NFL Combine where he recorded a broad jump of 12'3 - considered a world record - and a vertical leap of 44.5 inches.

TRANSACTION SUMMARY:**4/30/15:** Drafted in the first round (27th overall) by Dallas.**2015:**

- Finished his rookie season as one of the club's starting safeties, after beginning the year as a reserve cornerback. Was fifth on the defense with 76 tackles - two for losses - while pacing the team with 12 breakups - the first time a rookie led the team in breakups since Derek Ross in 2002.
- Made his NFL debut in the season-opener against the N.Y. Giants (9/13) and posted his first career stats - an assisted tackle and a breakup.
- Posted three tackles against Atlanta (9/27), then added six with one special teams stop at New Orleans (10/4).
- Made his first career start as the team opened with six defensive backs against New England (10/11) and posted nine tackles (seven solos).
- Logged seven tackles and two pass breakups, seeing most of his time at safety, at the N.Y. Giants (10/25).
- Started at safety against Seattle (11/1) and posted five tackles and a breakup.
- Notched a pair of tackles, two breakups and his first career stop for a loss against Philadelphia (11/8).
- Started at corner in place of Morris Claiborne (hamstring/ankle) at Miami (11/22) and had six tackles and a breakup.
- On Thanksgiving Day against Carolina (11/26), again started in place of Claiborne and posted four tackles and two breakups.
- One-of-five defenders to reach double-digit tackles, finishing with a season-best 11 at Green Bay (12/13).
- Started at corner in place of Claiborne (hamstring) against the N.Y. Jets (12/19) and posted four tackles.
- Returned to a starting safety role at Buffalo (12/27) and finished with four tackles then started at safety in the finale against Washington (1/3/16) and logged seven tackles with one for a loss.

COLLEGE:

- Totaled 223 tackles, 3.5 tackles for loss, eight interceptions and 18 pass breakups while starting 38-of-43 career games for the Huskies.

- Started the first seven games of the season as a senior at cornerback before suffering a season-ending shoulder injury and finished with 24 tackles, two interceptions, including one that was returned 70 yards for a touchdown, and four pass breakups.
- As a junior, started 11-of-12 games at cornerback after converting from safety to finish fourth on the squad with 60 tackles along with a team and career-high three interceptions, eight pass breakups and two tackles for loss.
- Named to the 2013 American Athletic Conference All-Academic team.
- Started all 12 games at safety as a sophomore and was the third-leading tackler on the team with a career-best 88 stops and also had 1.5 tackles for a loss, an interception and two pass breakups.
- Saw his first collegiate action in 2011 as a redshirt freshman and earned a varsity letter, starting eight-of-12 games - and six of the final seven - at safety, finishing sixth on the team in tackles with 51, while also collecting a fumble recovery, four pass breakups and two interceptions.
- Redshirted as a true freshman.

PERSONAL:

- Attended St. Paul High School in Bristol, Conn., and named to the Class MM All-State team by the Connecticut High School Coaches Association and was named first-team All-Naugatuck Valley as a senior and team captain.
- Had three interceptions in 2009 and returned punts and kickoffs.
- Team advanced to first round of Class MM state playoffs where Jones had three catches for 63 yards in the state playoff game.
- Also played basketball - averaged 22.0 points-per-game - and ran track.
- Interned for Connecticut's House Majority Leader Joe Aresimowicz and in Washington for U.S. Rep. Elizabeth Esty in the summer of 2013 before starting his redshirt junior season at UConn.
- Majored in economics at UConn.

COMMUNITY:

- 2015 Rookie Club presented by UnitedHealthcare.
- 2015-16 Dallas Cowboys U High School Camp.
- 2015 Early Thanksgiving Day meal at The Salvation Army.
- 2016 Children's Cancer Fund Fashion Show.
- WrestleMania 32 week community events Special Olympics Unified Flag Football Event and North Texas Youth Education Town.
- 2016 Draft Day/Fan Appreciation Party.
- 2016 Dirk Nowitzki Heroes Celebrity Baseball Game.
- Annual Team Holiday Hospital Visits.
- Kick Off Luncheon and Dallas Cowboys Family Cookbook benefiting Happy Hill Farm.
- Salvation Army Angel Tree Christmas Program.
- Make-A-Wish Foundation of North Texas.

B. JONES' COWBOYS TOTALS

		DEFENSE									INTERCEPTIONS					FUMBLES REC			
Year Team	GP-GS	ST	AT	TT	Sks-Yds	Tk/Ls	QB	PBU	FF	No	Yds	Avg	Lg	TD	No	Yds	Avg	Lg	TD
2015 Dallas	16-11	54	22	-	76	0.0(0)	2(-6)	0	12	0	0	0.0	0	0	0	0	0.0	0	0

		SPECIAL TEAMS TACKLES									SINGLE-GAME HIGHS			
Year Team		Solo	Ast	Tot	FF	FR	BP	BFG	BXP	Tackles – 11 at Green Bay, 12/13/15				
2015 Dallas		1	1	-	2	0	0	0	0	Solo Tackles – 7 vs. New England, 10/11/15				

B. JONES' CAREER GAME-BY-GAME

Game	DEFENSE								INTs		
	ST	AT	TT	Tk/Ls	PBU	No/Yds	Lg	TD			
W-NYG 9/13	0	1	-	1		1					
W-@ Phi 9/20						1					
L-Alt 9/27	2	1	-	3		1					
L-@ NO 10/4	5	1	-	6							
L-NE 10/11	7	2	-	9							
L-@ NYG 10/25	5	2	-	7		2					
L-Sea 11/1	4	1	-	5		1					
L-Phi 11/8	2	0	-	2	1(-4)	2					
L-@ TB 11/15	2	1	-	3		1					
W-@ Mia 11/22	5	1	-	6		1					
L-Car 11/26	2	2	-	4		2					
W-@ Was 12/7	2	2	-	4							
L-@ GB 12/13	6	5	-	11							
L-NYJ 12/19	4	0	-	4							
-@ Buf 12/27	3	1	-	4							
L-Was 1/3/16	5	2	-	7	1(-2)						
Totals	54	22	-	76	2(-6)	12					

CHRIS JONES

6 • Punter


6-0 • 205 • 7/21/89

Carson-Newman • FA for '11

NFL: 5th Year • Cowboys: 5th Year

Games/Starts: 2015-16/0; Career-54/0

Postseason: 2015-0/0; Career-2/0



PRO: Chris Jones originally went to training camp with Dallas as an undrafted free agent in 2011 but was released at the end. The club signed Jones to their practice squad on Oct. 28, 2011 as Mat McBriar was slowed with a leg injury. Eventually filling in for McBriar, Jones had a gross average of 42.6 yards-per-punt, a net average of 40.5 with four punts downed inside the 20-yard line, a long punt of 54 yards and one touchback on 10 punts in two games. Jones then won a training camp battle for Dallas' punting job in 2012 but played in only four games after suffering a knee injury and ultimately landing on IR. He played in all 16 games in 2013, 2014 and again in 2015 where he was second in the NFC, third in the league, with a 42.5 net average. For his career, he holds a gross average of 45.1 yards-per-punt with a net of 40.4 with 88 downed inside opponents' 20-yard line.

TRANSACTION SUMMARY:

4/21/15: Signed his tender offer through 2015 and signed a three-year contract through 2017 (4/23).

3/10/14: Signed a one-year contract with Dallas through 2014.

10/24/12: Placed on Reserve/Injured with a knee injury.

12/31/11: Signed to Dallas' active roster.

11/5/11: Signed to Dallas' active roster, released (11/15) and re-signed to the practice squad (11/17).

10/28/11: Signed to Dallas' practice squad.

7/28/11: Signed with Dallas as a rookie free agent and released (9/3).

2015:

- Finished the year second in the NFC, third in the NFL, with a net average of 42.5 (a career-high). His gross was 45.2 with 27 downed inside the 20 and just one touchback.
- Punted six times with a gross of 52.5 with one touchback, two dropped inside the 20 and a season-long of 61 in the win at Philadelphia (9/20). Limited Darren Sproles to just 20 yards and two fair catches.
- Held Sproles without a return against Philadelphia (11/8), punting four times with two downed inside the 20, with a net and gross of 43.8 and a long of 55.
- Forced a season-high four punts to be downed inside the 20, averaging 42.0 yards and netting 41.5 on six punts at Tampa Bay (11/15).
- Played in his 50th career game and punted four times with a 41.5-yard gross and net average, holding DeSean Jackson to just one return for -7 yards at Washington (12/7). Also recovered a Jackson fumble at Washington's 15-yard line that led to the go-ahead touchdown with 1:14 remaining.
- Booted a season-high seven punts for a gross of 46.4, a net of 44.6 and three downed inside the 20 at Green Bay (12/13).

2014:

- Finished his second full season in Dallas playing in all 16 games for the second time and averaged 45.4 yards-per-punt with 21 downed inside the 20, a long of 64, two touchbacks and a net of 39.8.
- Punted four times for a career-best 55.0 gross average with a 45.0 net, two touchbacks, one downed inside the 20 and tied his career-long with a 62-yard punt in the win at Tennessee (9/14).
- Suffered the second blocked punt of his career, finishing with two punts for a 32.5 gross, 21.7 net, one downed inside the 20 and a long of 35 in the win at Seattle (10/12).
- Moved into sixth on the team's list for punts downed inside the 20 with 49, landing one against Arizona (11/2).
- Had a career-long 64-yard boot at Jacksonville (11/9) in London.
- Punted four times with a gross of 48.8 and net of 49.0 in the win at the N.Y. Giants (11/23).
- Held Sproles to just one return yard on five punts with a gross of 41.0 and a net of 40.8 with two downed inside the 20 in the win at Philadelphia (12/14).
- In the Wild Card Playoff Game against Detroit (1/4/15), punted four times for a gross of 48.0 - second in team postseason history - a net of 47.5 (tops) and three downed inside the 20. Limited Detroit returners to just 10 yards - one punt for two and one kickoff for 8.
- Had just two punts for a gross of 48.5, one touchback, a long of 60 and a net of 38.5 in the Divisional Playoff Game at Green Bay (1/11/15).

2013:

- Played in all 16 games for the first time in his career and punted 77 times for a 45.0 gross with six touchbacks, 30 downed inside the 20 (third in a season in team history) with a long of 62 yards and a 39.1 net.
- Opened the season against the N.Y. Giants (9/8) with six punts for a 45.8 gross average, 42.5 net, two downed inside the 20 and a long of 56.
- Punted four times for a 50.0 average and a 39.8-yard net with a career-long 62-yarder.
- At Philadelphia (10/20) punted a single-game career-high nine times with a long of 50, a net of 38.0, gross of 38.6 with six downed inside the 20.
- Four of his eight punts at New Orleans (11/10) were downed inside the 20, and he finished with a 50.4 gross average and a 48.1 net average.
- Punted a season-high seven times with a gross of 46.4, net of 44.6 and three downed inside the 20 at Green Bay (12/15).

2012:

- Played in just four games after a knee injury eventually landed him on Reserve/Injured. Punted 12 times with a gross average of 45.2, net average of 40.0 and six punts downed inside the 20 yard line.

- Suffered the first blocked punt of his career that was returned three yards for a touchdown at Seattle (9/16). Finished with five punts for a 45.8-yard average, three downed inside the 20 and a net of 37.0.
- Punted four times for a 43.3 gross and 40.8 net against Tampa Bay (9/23).
- Was inactive against Chicago (10/1) with a knee injury suffered the previous game and returned at Baltimore (10/14) to punt once for a 32.0 net and gross with the ball downed at the eight-yard line.
- Was inactive (knee) at Carolina (10/21) before landing on IR with the knee injury on Oct. 24.

2011:

- As an undrafted free agent, punted eight times for a gross of 37.0, net of 33.1 and three downed inside the 20-yard line in the preseason.
- Waived at the end of camp, signed to the practice squad Oct. 28, released Nov. 1 and re-signed Nov. 2.
- Was activated on Nov. 5 to make his NFL debut against Seattle (11/6) in place of McBriar (foot) and punted four times with a 43.0 gross and net average and two punts downed inside the 20-yard line.
- Inactive against Buffalo (11/13), released Nov. 15 and signed to the practice squad on Nov. 17.
- Was once again called up after McBriar landed on IR and punted in the season finale at the N.Y. Giants (1/1/12) with six punts, a 42.3 gross, 38.8 net, two downed inside the 20 and a long of 54 yards.

COLLEGE:

- As a senior in 2010, punted 48 times averaging 42.1 yards with a long of 73.
- During his junior year, earned second-team All-SAC honors and played in all 14 games, ranking third in the conference in punting with an average of 39.3 yards-per-punt.
- Landed eight punts inside the 20-yard line, forced 21 fair catches on 54 attempts and had a season-long punt of 55 yards against UNC-Pembroke.
- As a sophomore averaged 38.5 yards on 41 punts and landed six punts inside the 20-yard-line with a long punt of 57 yards and was a Preseason All-South Atlantic Conference selection and a second-team All-SAC selection.
- Was named to the first-team All-SAC selection as a freshman, averaging 41.4 yards on 34 punts and kicking six inside the 20-yard-line with a long punt of 64 yards.

PERSONAL:

- Was an all-area punter at Coosa High School in Rome, Ga.
- Also participated on Coosa's track and field team.
- Majored in physical education at Carson-Newman.

COMMUNITY:

- 2011 Rookie Club presented by UnitedHealthcare.
- 2012-16 Dallas Cowboys U High School Camp.
- 2013, 2015 Dallas Cowboys Draft Day/Fan Appreciation Party
- 2014 NFL Play 60 clinic, London, England.
- 2014 Fan Appreciation Pep Rally, London, England.
- 2014 Early Thanksgiving Day meal at The Salvation Army
- 2015-16 Cowboys Draft Day/Fan Appreciation party.
- WrestleMania 32 week community event at WrestleMania Pro-Am Golf Tournament.
- Annual Team Holiday Hospital Visits.
- Kick Off Luncheon and Dallas Cowboys Family Cookbook benefiting Happy Hill Farm.
- Salvation Army Angel Tree Christmas Program.
- Make-A-Wish Foundation of North Texas.

C. JONES' COWBOYS TOTALS

		PUNTING										
Year Team	GP-GS	No	Yds	Avg	TB	In 20	Lng	Blk	Opp Ret	Ret Yds	Net	
2011 Dallas	2-0	10	426	42.6	1	4	54	0	3	1	40.5	
2012 Dallas	4-0	12	542	45.2	0	6	60	1	5	22	40.0	
2013 Dallas	16-0	77	3,467	45.0	6	30	62	0	37	339	39.1	
2014 Dallas	16-0	57	2,586	45.4	2	21	64	1	25	240	39.8	
2015 Dallas	16-0	69	3,117	45.2	1	27	61	0	24	162	42.5	
Totals	54-0	225	10,138	45.1	10	88	64	2	94	764	40.4	
Playoffs												
2014 Dallas	2-0	6	289	48.2	1	3	60	0	2	2	44.5	

ADDITIONAL STATISTICS

Special Teams Tackles – 2013 (1-1-2), 2014 (1-0-1).

Totals: 2-1-3.

Fumble Recoveries – 2015 (1).

SINGLE-GAME HIGHS

Punts – 9 at Philadelphia, 10/20/13

Gross Avg. – 55.0 (4 punts), at Tennessee, 9/14/14

Net Avg. – 52.0 (2 punts), vs. N.Y. Giants, 9/13/15

Long – 64 at Jacksonville (London), 11/9/14

Inside 20 – 6 at Philadelphia, 10/20/13

C. JONES' CAREER GAME-BY-GAME

PUNTING											
2011 (Dallas)											
Game	No	Yds	Avg	In	Opp	TB	20	Lg	Blk	Yds	Net
L-@ NYJ 9/11											
W-@ SF 9/18											
W-Was 9/26											
L-Det 10/2											
L-@ NE 10/16											
W-SIL 10/23											
L-@ Phi 10/30											
W-Sea 11/6	4	172	43.0	0	2	52	0	0	0	43.0	
W-Buf 11/13											
INACTIVE											
2011 (Dallas), cont.											
Game	No	Yds	Avg	In	Opp	TB	20	Lg	Blk	Yds	Net
W-@ Was 11/20											
W-Mia 11/24											
L-@ Ari 12/4											
L-NYG 12/11											
W-@ TB 12/17											
L-Phi 12/24											
L-@ NYG 1/1/12	6	254	42.3	1	2	54	0	1	38.8		
Totals	10	426	42.6	1	4	54	0	1	40.5		

C. JONES' CAREER GAME-BY-GAME, CONT.

2012 (Dallas)

Game	No	Yds	Avg	TB	In 20	Lg	Blk	Opp Yds	Net
W-@ NYG 9/5.....	2	108	54.0	0	1	60	0	5	51.5
L-@ Sea 9/16.....	5	229	45.8	0	3	52	1	7	37.0
W-TB 9/23.....	4	173	43.3	0	1	54	0	10	40.8
W-Chi 10/1.....									
L-@ Bal 10/14.....	1	32	32.0	0	1	32	0	0	32.0
W-@ Car 10/21.....									
L-NYG 10/28.....									
L-@ Atl 11/4.....									
W-@ Phi 11/11.....									
W-Cle 11/18.....									
L-Was 11/22.....									
W-Phi 12/2.....									
W-@ Cin 12/9.....									
W-Pit 12/16.....									
L-NO 12/23.....									
L-@ Was 12/30.....									
Totals	12	542	45.2	0	6	60	1	22	40.0

2013 (Dallas)

Game	No	Yds	Avg	TB	In 20	Lg	Blk	Opp Yds	Net
W-NYG 9/8.....	6	275	45.8	0	2	56	0	20	42.5
L-@ KC 9/15.....	4	200	50.0	0	1	62	0	41	39.8
W-SIL 9/22.....	4	195	48.8	1	2	55	0	16	39.8
L-@ SD 9/29.....	5	203	40.6	1	0	51	0	12	34.2
L-Den 10/6.....	1	51	51.0	0	0	51	0	9	42.0
W-Was 10/13.....	5	226	45.2	0	2	52	0	17	41.8
W-@ Phi 10/20.....	9	347	38.6	0	6	50	0	5	38.0
L-@ Det 10/27.....	7	313	44.7	2	3	58	0	4	38.4
W-Min 11/3.....	5	222	44.4	0	3	53	0	35	37.4
L-@ NO 11/10.....	8	403	50.4	0	4	56	0	18	48.1
W-@ NYG 11/24.....	7	313	44.7	1	3	51	0	16	39.6
W-Oak 11/28.....	5	238	47.6	0	1	58	0	42	39.2
L-@ Chi 12/9.....	3	112	37.3	0	1	41	0	19	31.0
L-GB 12/15.....	2	103	51.5	1	0	57	0	26	28.5
W-@ Was 12/22.....	3	155	51.7	0	0	57	0	35	40.0
L-Phi 12/29.....	3	111	37.0	0	2	44	0	24	29.0
Totals	77	3,467	45.0	6	30	62	0	339	39.1

2014 (Dallas)

Game	No	Yds	Avg	TB	In 20	Lg	Blk	Opp Yds	Net
L-SF 9/7.....	2	107	53.5	0	1	56	0	13	47.0
W-@ Ten 9/14.....	4	220	55.0	2	1	62	0	0	45.0
W-@ STL 9/21.....	2	78	39.0	0	0	45	0	1	38.5
W-NO 9/28.....	4	166	41.5	0	2	53	0	15	37.8
W-Hou 10/5.....	4	185	46.3	0	1	50	0	30	38.8
W-@ Sea 10/12.....	2	65	32.5	0	1	35	1	0	21.7
W-NYG 10/19.....	4	185	46.3	0	1	55	0	21	41.0
L-Was 10/27.....	4	206	51.5	0	1	56	0	39	41.8
L-Ari 11/2.....	4	173	43.3	0	1	58	0	18	38.8
W-@ Jac 11/9 (Lon.)	5	234	46.8	0	2	64	0	45	37.8
W-@ NYG 11/23.....	4	195	48.8	0	2	57	0	-1	49.0
L-Phi 11/27.....	5	228	45.6	0	2	58	0	32	39.2
W-@ Chi 12/4.....	2	75	37.5	0	1	46	0	4	35.5
W-@ Phi 12/14.....	5	205	41.0	0	2	52	0	1	40.8
W-Ind 12/21.....	2	92	46.0	0	0	56	0	7	42.5
W-@ Was 12/28.....	4	172	43.0	0	3	53	0	15	39.3
Totals	57	2,586	45.4	2	21	64	1	240	39.8

Playoffs

W-Det 1/4/15.....	4	192	48.0	0	3	59	0	2	47.5
L-@ GB 1/11/15.....	2	97	48.5	1	0	60	0	0	38.5
Totals	6	289	48.2	1	3	60	0	2	44.5

2015 (Dallas)

Game	No	Yds	Avg	TB	In 20	Lg	Blk	Opp Yds	Net
W- NYG 9/13.....	2	107	53.5	0	1	54	0	3	52.0
W-@ Phi 9/20.....	6	315	52.5	1	2	61	0	20	45.8
L-Atl 9/27.....	4	159	39.8	0	3	45	0	0	39.8
L-@ NO 10/4.....	5	209	41.8	0	3	53	0	34	35.0
L-NE 10/11.....	6	298	49.7	0	1	59	0	52	41.0
L-@ NYG 10/25.....	2	66	33.0	0	0	34	0	0	33.0
L-Sea 11/1.....	4	188	47.0	0	1	53	0	12	44.0
L-Phi 11/8.....	4	175	43.8	0	2	55	0	0	43.8
L-@ TB 11/15.....	6	255	42.5	0	4	56	0	3	42.0
W-@ Mia 11/22.....	3	146	48.7	0	0	54	0	12	44.7
L-Car 11/26.....	3	141	47.0	0	0	50	0	0	47.0
W-@ Was 12/7.....	4	166	41.5	0	2	50	0	0	41.5
L-@ GB 12/13.....	7	325	46.4	0	3	55	0	13	44.6
L-NYJ 12/19.....	4	198	49.5	0	1	52	0	7	47.8
L-@ Buf 12/27.....	4	138	34.5	0	3	45	0	0	34.5
L-Was 1/3/16.....	5	231	46.2	0	1	51	0	6	45.0
Totals	69	3,117	45.2	1	27	61	0	162	42.5

LOUIS-PHILIPPE LADOUCEUR

91 • Long Snapper

(LAH-doo-sahr)

6-5 • 256 • 3/13/81

California • FA for '05

NFL: 12th Year • Cowboys: 12th Year

Games/Starts: 2015-16/0; Career-173/0

Postseason: 2015-0/0; Career-6/0



PRO BOWLS



PRO: Louis-Philippe Ladouceur joined the Cowboys three games into the 2005 season and has provided consistency at long snapper since his arrival. He has played in every game since landing in Dallas (179 straight, including playoffs) and made clean snaps on 772 punts, 475 PATs and 339 field goals in his career, including the playoffs. He earned his first career trip to the Pro Bowl following the 2014 season.

TRANSACTION SUMMARY:

2/28/13: Signed a five-year contract with Dallas through 2017.

2/14/08: Signed a five-year contract with Dallas through 2013.

3/23/06: Re-signed with Dallas.

9/28/05: Signed with Dallas.

4/28/05: Signed as a rookie free agent with New Orleans and released (8/29).

2015:

- Played in all 16 games for the 10th consecutive season and snapped cleanly on all 69 punts, 32 field goal attempts and 25 PATs.
- Notched his first special teams tackle of the season at New Orleans (10/4).

2014:

- Snapped cleanly on all punts, PATs and field goals and added a special teams tackle en route to his first career Pro Bowl selection.
- Played in his 150th career game in the win at Jacksonville (11/9) in London.
- Assisted on a special teams stop on Thanksgiving Day against Philadelphia (11/27).

2013:

- Snapped cleanly on 77 punts, 30 field goal tries and 47 PATs and added three special teams stops.
- Added his first special teams tackle against Washington (10/13) then posted tackles against Minnesota (11/3) and at New Orleans (11/10).

2012:

- Finished the season with clean snaps on 68 punts, 31 field goal attempts and 37 PAT tries.
- Worked with a new punter and holder in veteran Brian Moorman with Chris Jones (knee) inactive against Chicago (10/1).
- Had his lone special teams tackle on Thanksgiving Day against Washington (11/22).

2011:

- Was perfect on all snaps of the overtime win at San Francisco (9/18) while adding his first special teams tackle of the year.
- Played in his 100th career game in the loss at Philadelphia (10/30) and added a special teams tackle.
- Led the team with a pair of special teams tackles against Philadelphia (12/24).

2010:

- Once again was perfect on all his snaps - 32 field goals, 44 PATs and 65 punts - and added three special teams tackles.
- Snapped cleanly on all eight attempts - six punts, one PAT and one field goal - in the season opener at Washington (9/12).
- Had his first special teams tackle at Green Bay (11/7) along with seven clean snaps.
- Added another special teams tackle against Philadelphia (12/12).
- Had his final special teams tackle of the season in the season-ending win at Philadelphia (1/2/11).

2009:

- Was once again a model of consistency, providing clean snaps on every kick attempt through the regular and postseason - 81 punts, 36 field goal attempts and 45 field goals.
- Was in on three special teams tackles - one solo and two assists.
- Had a tackle in the AT&T Stadium opener against the N.Y. Giants (9/20), another on Thanksgiving Day against Oakland (11/26) and his third at the N.Y. Giants (12/6).
- Played in his 75th career game in the win at previously undefeated New Orleans (12/19).

2008:

- Was flawless on every snap attempt of the season while also contributing three special teams tackles.
- Collected a special teams tackle in the season opener at Cleveland (9/7).
- Made a special teams stop at Arizona (10/12).
- At Philadelphia (12/28) posted a special teams tackle.

2007:

- Had clean snaps against the N.Y. Giants (9/9) with a rookie kicker (Nick Folk) and new holder (Brad Johnson).
- Had one special teams tackle and clean snaps on five PATs and five punts against St. Louis (9/30).
- Snapped cleanly on all five of Folk's kicks, including a 53-yard game-winning field goal at Buffalo (10/8).

2006:

- Made clean snaps on special teams in his first full season in Dallas.
- Recorded his first career special teams tackle at Jacksonville (9/10).
- Added one special teams tackle against Washington (9/17) and against Philadelphia (12/25).

2005 (New Orleans/Dallas):

- Made his NFL debut at Oakland (10/2) and snapped cleanly on five punts and two field goals.
- Finished the season with clean snaps on 70 punts, 25 field goals and 28 PATs.
- Saw limited time at defensive end and as the Saints long snapper through preseason.
- Finished with two tackles, one sack, a forced fumble and a special teams tackle but was released at the end of camp.

COLLEGE:

- Played every game as Cal's deep snapper and was a key player on a special teams unit that did not allow a blocked kick in both his junior and senior seasons.
- Saw action in just two games as a sophomore and did not record any statistics.
- Played in three games for the Bears as a redshirt freshman.

PERSONAL:

- Was born in Montreal, Canada, and played at Notre Dame High School and John Abbott College in Pointe-Claire, Montreal, Canada.
- As a defensive lineman, had 48 tackles, 7.0 sacks, three blocked field goals, one blocked punt and a fumble recovery which he returned 35 yards for a touchdown as a senior.
- Earned his bachelor's degree in earth and planetary science and his master's degree in education from Cal.
- Fluent in French.
- He and his wife, Brooke, were married on April 20, 2012 and have a daughter, Annabelle, and a son, Wyatt.

COMMUNITY:

- 2005 Dallas Cowboys Rookie Club.
- 2011-12, 2015 Taste of the NFL: The Ultimate Cowboys Tailgate Party benefiting the North Texas Food Bank.
- 2012-16 Dallas Cowboys U High School Camp.
- 2014 NFL Play 60 clinic, London, England.
- 2014 Fan Appreciation Pep Rally, London, England.
- Dallas Cowboys Draft Day/Fan Appreciation Party.

- Annual Team Holiday Hospital Visits.
- Salvation Army Angel Tree Christmas Program.
- Dallas Cowboys Kickoff Luncheon and Cowboys Family Cookbook benefiting Happy Hill Farm.
- Make-A-Wish Foundation of North Texas.

LADOUCEUR'S COWBOYS TOTALS

GAMES/STARTS (regular season, playoffs): 2005 (13/0), 2006 (16/0, 1/0), 2007 (16/0, 1/0), 2008 (16/0), 2009 (16/0, 2/0), 2010 (16/0), 2011 (16/0), 2012 (16/0), 2013 (16/0), 2014 (16/0, 2/0), 2015 (16/0). **Total: 173/0, 6/0.**

ADDITIONAL STATISTICS

Special Teams Tackles – 2006 (0-3-3), 2007 (3-0-3), 2008 (2-1-3), 2009 (1-2-3), 2010 (1-2-3), 2011 (3-2-5), 2012 (1-0-1), 2013 (2-1-3), 2014 (0-1-1), 2015 (1-0-1). **Total: (14-12-26).**

DeMARCUS LAWRENCE

90 • Defensive End

6-3 • 270 • 4/28/92

Boise State • D2 for '14 (34th overall)

NFL: 3rd Year • Cowboys: 3rd Year

Games/Starts: 2015-16/13; Career-23/13

Postseason: 2015-0/0; Career-2/0



PRO: With an immediate need for an impact player at right defensive end, the Dallas Cowboys packaged their original second (47th overall) and third round (78th overall) draft choices and moved up in the second round of the 2014 NFL Draft in a trade with Washington to select DeMarcus Lawrence with the 34th overall pick. He was given the opportunity to compete for a starting spot during his first training camp, but a broken foot suffered in practice landed him on the Reserve/Injured-Returnable list, forcing him to miss the first eight games of the season. He played in seven regular season games, missing one with an injured chest, and both playoff games, tallying 11 tackles, one for a loss and six pressures. He had two sacks, two fumble recoveries and a forced fumble in the post-season. In 2015 Lawrence earned the starting nod at end, and finished with 13 starts in 16 games played, leading the team with 8.0 sacks. After establishing himself as a dependable pass rusher and sure tackler, Lawrence should provide Dallas with more sacks and pressures going into his third pro season.

TRANSACTION SUMMARY:

9/2/14: Placed on Reserve/Injured-Returnable with a foot injury and activated (11/1).

5/9/14: Drafted in the second round (34th overall) by Dallas.

2015:

- Played in all 16 games with 13 starts and led the team with 8.0 sacks, was second with 31 pressures, third with eight tackles for losses and eighth with 56 tackles.
- Made his first career start and posted a pair of tackles with a hurry in the opening win over the N.Y. Giants (9/13).
- Had five tackles, one for a loss and two pressures. Helped limit DeMarco Murray to just two yards on 13 carries as the Eagles rushed for just seven yards on 17 carries (0.4) in the win at Philadelphia (9/20).
- Posted four tackles, three pressures and his first career regular season sack at New Orleans (10/4), then had three pressures and a tackle against New England (10/11).
- Did not start against Seattle (11/1) but posted five tackles, two for losses, and three pressures.
- Paced the defensive line with a career-best six tackles along with two pressures against Philadelphia (11/8).
- Had three tackles, a sack and three pressures at Tampa Bay (11/15).
- Logged his third sack of the season with one tackle and two hurries at Miami (11/22) before adding two tackles and two pressures on Thanksgiving Day against Carolina (11/26).
- Logged his first career multi-sack game with 2.0 at Washington (12/7). The first was on the first play of the game and his second was on the third play on which he also forced his first career fumble. Added two more tackles, one stop for loss and a hurry before the day ended.
- Had five tackles, a sack and two hurries at Green Bay (12/13) then added his third straight game with a sack, posting one, with four tackles, a career-high four stops for losses and a hurry against the N.Y. Jets (12/19).
- Extended his streak of games with a sack to four, finishing with one along with five tackles and two pressures at Buffalo (12/27).
- Tied his season-high with six tackles along with two pressures in the season-ending loss to Washington (1/3/16).

2014:

- Landed on Reserve/Injured-Returnable as the season opened after breaking his foot in a training camp practice.
- Played in seven regular season games, posting 11 tackles, one for a loss, and six pressures.
- Played in both playoff games, finishing with one stop, two sacks, two fumble recoveries, a hurry and a forced fumble.
- Made his NFL debut against Arizona (11/2) and posted three tackles and a pressure before adding a tackle and a pressure at Jacksonville (11/9) in London.
- Posted one tackle and his first career tackle for a loss in the comeback win at the N.Y. Giants (11/23).
- Added one tackle on Thanksgiving Day against Philadelphia (11/27).
- Had three tackles and a season-best three hurries in the season-ending win at Washington (12/28).
- In the Wild Card Playoff Game against Detroit (1/4/15), had the game sealing play on a sack/fumble that he also recovered. Finished with one tackle, the sack and forced fumble, one pressure and two fumble recoveries.
- Posted a sack in the Divisional Playoff Game at Green Bay (1/11/15).

COLLEGE:

- Named Walter Camp All-America second-team and first-team All-Mountain West, twice named Mountain West Defensive Player of the Week - one of only two defensive players in the league to earn multiple weekly honors - and was named Boise State's Most Valuable Defensive Player. Ranked third on the team with 72 tackles and forced three fumbles, tied for 22nd in the country, after starting each of his 12 games played as a junior.
- As a sophomore, started each of his 11 games played during his debut season with the Broncos and was named the team's Most Outstanding Defensive Lineman after transferring from Butler Community College.
- Named first-team All-Mountain West after recording team highs with 13 tackles for loss and 9.5 sacks, while also leading all Bronco defensive linemen with 48 tackles.
- Earned first-team JC Gridwire, second-team NJCAA All-America honors and was named first-team All-Jayhawk Conference after finishing with 69 tackles - second on the team - while also registering team highs with 21 tackles for loss and 12 sacks at Butler Community College in El Dorado, Kansas.
- Redshirted as a true freshman.

PERSONAL:

- Attended Silver Bluff High School in Aiken, S.C.
- Was a North-South All-Star selection his senior year in high school after playing tight end, offensive tackle and defensive end for the Bulldogs.
- Recorded 97 tackles and three sacks from the defensive tackle position during as a senior.
- Majorred in communication at Boise State.

COMMUNITY:

- 2014 Rookie Club presented by UnitedHealthcare.
- 2014 NFL PLAY 60 FITNESSGRAM® school visit.
- 2014 Home Run Derby Competition benefiting the Salvation Army.
- 2014-16 Dallas Cowboys U High School Camp.
- 2014 NFL Play 60 clinic, London, England.
- 2014 Fan Appreciation Pep Rally, London, England.
- 2015 Served an early Thanksgiving Meal at The Salvation Army.
- Annual Team Holiday Hospital Visits.
- Kick Off Luncheon and Dallas Cowboys Family Cookbook benefiting Happy Hill Farm.
- Salvation Army Angel Tree Christmas Program.
- Make-A-Wish Foundation of North Texas.

LAWRENCE'S COWBOYS TOTALS

		DEFENSE								INTERCEPTIONS					FUMBLES REC				
Year Team	GP-GS	ST	AT	TT	Sks- Yds	Tkl/ Ls	QB Prs	PBU	FF	No	Yds	Avg	Lg	TD	No	Yds	Avg	Lg	TD
2014 Dallas	7-0	6	5	- 11	0.0(0)	1(-4)	6	0	0	0	0	0.0	0	0	0	0	0.0	0	0
2015 Dallas	16-13	28	28	- 56	8.0(-71)	8(-16)	31	0	1	0	0	0.0	0	0	0	0	0.0	0	0
Totals	23-13	34	33	- 67	8.0(-71)	9(-20)	37	0	1	0	0	0.0	0	0	0	0	0.0	0	0
Playoffs																			
2014 Dallas	2-0	1	0	- 1	2.0(-21)	0(0)	1	0	1	0	0	0.0	0	0	2	0	0.0	0	0

SINGLE-GAME HIGHS

Tackles – 6 vs. Philadelphia, 11/8/15 and vs. Washington, 1/3/16

Solo Tackles – 5 vs. Seattle, 11/1/15

Sacks – 2.0 at Washington, 12/7/15

Tackles for Loss – 4 vs. N.Y. Jets, 12/15/19

D. LAWRENCE'S CAREER GAME-BY-GAME
DEFENSE

2014 (Dallas)										2015 (Dallas)									
Game	ST	AT	TT	Sks Yds	Tkl/ Ls	QB Prs	PBU			Game	ST	AT	TT	Sks Yds	Tkl/ Ls	QB Prs	PBU		
L-SF 9/7	RESERVE/INJURED-Returnable (Foot)									W-NYG 9/13	0	2	—	2				1	
W-@ Ten 9/14	RESERVE/INJURED-Returnable (Foot)									W-@ Phi 9/20	3	2	—	5	1(-6)			2	
W-@ STL 9/21	RESERVE/INJURED-Returnable (Foot)									L-Atl 9/27	1	1	—	2				1	
W-NO 9/28	RESERVE/INJURED-Returnable (Foot)									L-@ NO 10/4	2	2	—	4	1.0(-9)			3	
W-Hou 10/5	RESERVE/INJURED-Returnable (Foot)									L-NE 10/11	0	1	—	1				3	
W-@ Sea 10/12	RESERVE/INJURED-Returnable (Foot)									L-@ NYG 10/25	1	3	—	4				1	
W-NYG 10/19	RESERVE/INJURED-Returnable (Foot)									L-Sea 11/1	5	0	—	5	2(-4)			3	
L-Was 10/27	RESERVE/INJURED-Returnable (Foot)									L-Phi 11/8	3	3	—	6				2	
L-Ari 11/2	2	1	—	3						L-@ TB 11/15	2	0	—	2	1.0(-14)			3	
W-@ Jac 11/9 (Lon.)	0	1	—	1						W-@ Mia 11/22	1	0	—	1	1.0(-22)			2	
W-@ NYG 11/23	1	0	—	1		1(-4)				L-Car 11/26	1	1	—	2				2	
L-Phi 11/27	1	0	—	1						W-@ Was 12/7	2	0	—	2	2.0(-15)	1(-2)		1	
W-@ Chi 12/4	INACTIVE/INJURED-Chest									L-@ GB 12/13	3	2	—	5	1.0(-6)			2	
W-@ Phi 12/14										L-NYJ 12/19	1	3	—	4	1.0(0)			4(-4)	1
W-Ind 12/21	1	1	—	2						L-@ Buf 12/27	1	4	—	5	1.0(-5)			2	
W-@ Was 12/28	1	2	—	3						L-Was 1/3/16	2	4	—	6				2	
Totals	6	5	—	11		1(-4)	6			Totals	28	28	—	56	8.0(-71)	8(-16)	31		
Playoffs																			
W-Det 1/4/15	1	0	—	1	1.0(-11)														
L-@ GB 1/11/15																			
Totals	1	0	—	1	2.0(-21)		1												

RONALD LEARY

65 • Guard

6-3 • 320 • 4/29/89

Memphis • FA for '12

NFL: 4th Year • Cowboys: 4th Year

Games/Starts: 2015-4/4; Career-35/35

Postseason: 2015-0/0; Career-2/2



PRO: The Dallas Cowboys liked what they saw in Ronald Leary's potential and ability on the offensive line through college enough to sign him to a rookie free agent contract following the 2012 NFL Draft. He spent most of his rookie season on Dallas' practice squad learning the pro game before being activated for the final week of the season. He was slotted as the club's starting left guard early in the team's 2013 training camp and never looked back as the second-year pro started all 16 games at the position. He returned in 2014 as part of an offensive line that was a solid foundation for the league's second-ranked rushing attack. With the emergence of rookie La'el Collins in 2015, Leary spent a majority of the year as reserve, starting all four games he played.

TRANSACTION SUMMARY:

2/17/15: Re-signed with Dallas through 2015.

8/31/12: Released by Dallas, signed to Dallas' practice squad (9/1) and activated (12/22).

5/4/12: Signed with Dallas as a rookie free agent.

2015:

- Was part of a line that did not yield a sack in the season-opening win against the N.Y. Giants (9/13) before leaving the game with a groin injury in the third quarter.
- Missed the next two games with the groin injury, returned to the field to start at New Orleans (10/4) and against New England (10/11), but yielded the starting spot to Collins for the next 10 games.
- Started the finale against Washington (1/3/16) in place of Collins (ankle) but missed the second half after suffering a concussion.

2014:

- Started all 15 games he played at left guard and was a key component helping DeMarco Murray set a league record by rushing for at least 100 yards in each of the first eight games of the season while also leading the league with a club-record 1,845 rushing yards.
- Helped open holes for Murray to rush for 118 yards and a touchdown on 22 carries in the opener against San Francisco (9/7).
- Again blocked for Murray, who rushed for 167 yards (third in his career) and a touchdown on a career-best 29 carries in the win at Tennessee (9/14). The offense rushed for 220 yards and controlled the clock for 41:11.
- Led the way for Murray to rush for 100 yards - his third straight 100-yard game to become the third Cowboy with 100 yards in each of the first three games of a season - and did not yield a sack in Dallas' all-time greatest come-back win (without overtime) at St. Louis (9/21).
- In the win over New Orleans (9/28), blocked for 190 yards and two scores on 35 runs (5.4) and allowed Murray to rush for 149 yards and both scores on 24 carries (6.5) to become the seventh NFL rusher, third Cowboy with 100 yards in four straight games to open a season. Murray also was only the fourth rusher with four 100-yard games with at least one touchdown in each of the first four games of a season.
- Helped lead Murray to his fifth straight 100-yard performance in the overtime win against Houston (10/5). Murray joined Jim Brown (1958) and O.J. Simpson (1973 and 1975) as the only running backs to rush for 100 yards in each of the first five games of a season.
- Allowed Murray to join Brown (1958) as the only two men in NFL history with six straight 100-yard games to open a season after Murray rushed for 115 yards and a touchdown at Seattle (10/12). The line also allowed Dallas to control the clock with 37:39 of offense (20:05 in the first half).
- Led Murray to his seventh straight 100-yard outing (128 yards on 28 carries with one touchdown) against the N.Y. Giants (10/19) to become the first player in NFL history with seven straight 100-yard games to open a season. Also helped the offense control the ball for 33:49 - the fourth game this season with 33:00-plus of possession, most since 1980.
- Murray rushed for his eighth straight 100-yard game, finishing with 141 yards on 19 carries (7.4) and the club had 166 yards on 25 carries (6.6) in the overtime loss to Washington (10/27). Was sidelined late in the fourth quarter with a groin injury.
- Missed the game against Arizona (11/2) with a groin injury but returned at Jacksonville (11/9) to lead Murray to his ninth 100-yard game of the season (19 for 100) at Jacksonville (11/9) in London. Joseph Randle also rushed for 56 yards on seven carries with a 40-yard touchdown run.
- In the comeback win at the N.Y. Giants (11/23), blocked for Murray's 10th 100-yard game (121 yards) and allowed time for Romo to go 18-of-26 with 275 yards, four touchdowns no interceptions and a 143.4 rating - second in his career.
- Guided Murray to his club-record tying 11th 100-yard game of the season with 179 yards - second in his career - and a touchdown in the Thursday night win at Chicago (12/4). Also protected Romo to complete 80.8% of his passes with three touchdowns, one sack and no picks for a 138.0 rating.
- In the win at Philadelphia (12/14), helped the offense to a season-high 41:55 possession time as Murray rushed for 81 yards and two scores and Romo threw for 265 yards, three touchdowns and no picks for a 129.1 rating.
- Helped the offense rush for 127 yards on 40 carries as Romo completed a club-record 90.0% (18-of-20) of his passes with four touchdowns and a personal-best 151.7 rating in the NFC East clinching win against Indianapolis (12/21).

- In the season-ending win at Washington (12/28), allowed Murray to break the club single-season rushing record (1,845) and the club-record for 100-yard games (12), finishing with 100 yards and a touchdown. Randle added a career-long 65-yard touchdown jaunt for a team rushing total of 174 yards on 26 carries.
- In the Wild Card Playoff Game against Detroit (1/4/15), blocked for Murray's 75 rushing yards, his one-yard touchdown run and allowed Romo to throw for 293 yards, two touchdowns and 114.0 rating.
- Helped block for Murray to rush for 123 yards (ninth in a postseason game in team history) and a touchdown on 25 carries (4.9) in the Divisional Playoff loss at Green Bay (1/11/15). Also allowed Romo to complete 78.9% (15-of-19) of his passes for 191 yards, two touchdowns and a rating of 143.6 while allowing four sacks.

2013:

- Earned the starting left guard spot in training camp and went on to start all 16 games.
- Made his NFL debut, starting at left guard, in the opener against the N.Y. Giants (9/8) for an offensive unit that gained 331 yards on 74 plays and controlled the clock for 37:10.
- Helped the offense rush for 193 yards, including 175 by Murray, as Romo threw three touchdown passes in the win over St. Louis (9/22).
- Helped block for Romo against Denver (10/6), who finished with a club-record 506 yards with five touchdowns, completing 25-of-36 passes for a 140.0 rating. The offense gained 522 yards (tied for 12th in club history) and scored six touchdowns (tied for 11th).
- In the win at Philadelphia (10/20), the offense controlled the clock for 36:13 and racked up 368 yards - 74 rushing and 294 passing.
- Helped block for three Murray rushing touchdowns against Oakland (11/28). It was the first multi-rushing touchdown game by a Cowboy running back since Marion Barber had two at New Orleans (12/10/09) and the first three-score game since Julius Jones at Seattle (12/6/04).
- Blocked for a running game that racked up 198 yards on 28 carries (7.1 avg) and a passing game that garnered four touchdowns in the loss at Chicago (12/9).
- The offense racked up 466 yards (second this season) behind Murray's 134 yards (7.4) with one touchdown and Romo's 358 yards and two touchdowns against Green Bay (12/15).
- Orton started at quarterback in the finale against Philadelphia (12/29) and the line did not yield a sack on 64 snaps.

2012:

- Signed with Dallas as a rookie free agent following the 2012 NFL Draft but was released at the end of camp.
- Immediately signed to Dallas' practice squad where he gained experience before signing to the active roster leading up to the last week of the season.
- Was a gameday inactive for the season finale in Washington (12/30).

COLLEGE:

- Saw action at left tackle and right guard throughout the 44 appearances of his career, making 36 starts, including each game of his final three seasons with the Tigers.
- Named second-team All-Conference USA in 2011 as a senior and was one of just two offensive players for the Tigers who started all 12 games.
- Started the first six games of his senior season at left tackle, but was forced inside because of various injuries on the line, and made his final six career starts at right guard.
- Had to adjust to a new offensive scheme as a junior and saw action in all 12 games at left tackle and was one of just six Tigers to start every game - one of only three on offense.
- Received the Offensive Lineman of the Year Award at the team's post-season banquet.
- Started all 12 games at left tackle as a sophomore, playing 78.5 percent of the offensive plays, registering a total of 660 plays.
- Selected to the 2008 All-Conference USA Freshman Team after playing in eight of 13 games at left tackle and right tackle.
- Redshirted in 2007 as a true freshman.

PERSONAL:

- Lettered two seasons at Southern Lab High School in Baton Rouge, La.
- Helped Southern Lab to an 11-3 record and an appearance in the Class 1A semifinals while being credited with 49 pancake blocks and did not allow a sack throughout his entire senior season.
- Earned first-team All-District 7-1A honors in 2006 and served as a permanent team captain as a senior.
- Selected to participate in the MSL East Meets West All-American game.
- Came out for football for the first time as a junior and earned first-team all-district and all-state honors.
- Earned his degree in journalism from Memphis.
- He and his wife, Coakoa, were married in June, 2016.

COMMUNITY:

- 2012 Rookie Club presented by UnitedHealthcare.
- 2012-16 Dallas Cowboys U High School Camp.
- 2013 Taste of the NFL: The Ultimate Cowboys Tailgate Party benefiting North Texas Food Bank.
- 2013-15 Dallas Cowboys Draft Day/Fan Appreciation Party.
- 2014 Team Cowboys/Komen Race for the Cure Registration event.
- 2014 NFL Play 60 clinic, London, England.
- 2014 Fan Appreciation Pep Rally, London, England.
- 2015 Taste of the NFL: The Ultimate Cowboys Tailgate Party host benefiting North Texas Food Bank.
- 2015 Dirk Nowitzki Heroes Celebrity Baseball Game.
- Annual Team Holiday Hospital Visits.
- Kick Off Luncheon and Dallas Cowboys Family Cookbook benefiting Happy Hill Farm.
- Salvation Army Angel Tree Christmas Program.
- Make-A-Wish Foundation of North Texas.

LEARY'S COWBOYS TOTALS

GAMES/STARTS (regular season, playoffs): 2012 (0/0), 2013 (16/16), 2014 (15/15, 2/2), 2015 (4/4). **Totals: 35/35, 2/2.**

SEAN LEE

50 • Linebacker

6-2 • 238 • 7/22/86

Penn State • D2 for '10 (55th overall)

NFL: 7th Year • Cowboys: 7th Year

Games/Starts: 2015-14/14; Career-60/46

Postseason: 2015-0/0; Career-0/0



PRO BOWLS



PRO: Sean Lee, selected in the second round (55th overall) of the 2010 NFL Draft by the Dallas Cowboys, was chosen with intentions of becoming an inside force at linebacker for years to come. After Lee spent his rookie season learning behind solid veteran inside linebackers Keith Brooking and Bradie James, he became a full time starter on the inside in 2011. Lee was also charged with "quarterbacking" the defense in his role as a first-time starter and excelled in the spotlight. He paced the defense with 131 tackles - 52 more than the second place finisher - and tied for the team lead in tackles for losses (eight), interceptions (four) and fumble recoveries (two). Lee started all 15 games he played in his second season, missing one with a wrist injury. As he began his second season as the defensive signal caller in 2012, Lee was off on a torrid tackle total, posting double-digit figures through each of the first four games. He tied a 41-year club record after posting 21 stops at Seattle (9/16). Six weeks into the season, his 77 tackles were a club high, but that's where his total ended as a toe injury suffered at Carolina (10/21) slammed the brakes on his third season. After undergoing surgery to repair the injury and spending the end of the 2012 season and beginning of the 2013 offseason rehabbing, Lee returned to full health in 2013 and resumed his role as the leader of the defense. He again led the team in tackles (123) at the time, but suffered a hamstring injury that sidelined him for two games. In his first game back, he injured his neck that kept him from the final three contests. Lee worked hard to return for 2014 but suffered a torn ACL in a spring practice that sidelined him for the season. He again dug in and spent the season rehabbing and moved to the weakside in 2015 to start 14 games, missing two with injury, and pace the club with a career-high 156 tackles and 11 stops for losses and earn his first trip to the Pro Bowl.

TRANSACTION SUMMARY:

7/1/14: Placed on Reserve/Injured with a knee injury.

8/22/13: Signed a seven-year contract extension through 2019.

10/24/12: Placed on Reserve/Injured with a toe injury.

4/23/10: Drafted in the second round (55th overall) by Dallas.

2015:

- Started all 14 games he played, missing two due to injury, and led the squad in both tackles (156 - career-high) and tackles for losses (11 - career-high). He also logged the first 2.5 sacks of his career along with six pressures five breakups and an interception.
- Earned his first career Pro Bowl nod after Justin Houston (Kansas City) backed out due to injury.
- Returned to the playing field in the season-opening win over the N.Y. Giants (9/13) as the starting weakside linebacker and tallied nine tackles with a stop for a loss.
- Named NFC Defensive Player of the Week at Philadelphia (9/20) with a team-best 14 tackles (10 solo), two stops for losses, two breakups, a pressure and the team's first takeaway of the season. Intercepted a pass in the end zone to thwart an Eagles scoring drive. Also helped limit DeMarco Murray to just two yards on 13 carries as the Eagles rushed for seven yards on 17 (0.4).
- Led the team against Atlanta (9/27) with 11 tackles to put him over 400 stops for his career. Also posted his first career sack to go with a pair of pressures.
- Made his 50th career appearance and tallied three tackles before leaving the game at New Orleans (10/4) in the second quarter with a concussion.
- Had seven tackles with one pressure and a breakup against New England (10/11) before adding a team-best nine stops at the N.Y. Giants (10/25).
- Led the team with 15 tackles with two stops for losses against Seattle (11/1), then added six stops against Philadelphia (11/8) before a concussion sidelined him through the second half.
- Missed the game at Tampa Bay (11/15) with a concussion, but returned at Miami (11/22) and led the team with eight stops and a pressure.
- On Thanksgiving Day against Carolina (11/26), posted a season-best 17 tackles, 11 solos, with one breakup.
- Had nine tackles, two stops for losses, one sack, a breakup and a pressure at Washington (12/7). Reached 100 tackles on the season for the third time of his career.
- One-of-five defenders with double-digit tackles at Green Bay (12/13), posting a team-best 12 along with one stop for a loss.
- Recorded his 500th career tackle, leading the team with a season-best 18 tackles, including 11 solos, against the N.Y. Jets (12/19). Established a single-season career-best with 138 tackles.
- Led the team with 17 tackles, including a season-high 13 solos, along with a half sack and a pair of stops for losses at Buffalo (12/27).
- Was inactive for the season finale against Washington (1/3/16) with a hamstring injury.

2014:

- Tore his ACL in an offseason practice and missed the entire season while rehabbing.

2013:

- Started the first 10 games of the season before a hamstring injury sidelined him for two games and was leading the team with 115 tackles until the injury. Returned at Chicago (12/9) but suffered a neck injury that forced him from the Bears game as well as the final three contests. Still finished the season second on the squad with 123 tackles and led the team, tied for 11th in the NFL, with four interceptions.
- Earned NFC Defensive Player of the Month (October), totalling 52 tackles, three for losses, three interceptions, two pressures and four deflections in the four games.

- Opened the season against the N.Y. Giants (9/8) with seven tackles and a breakup.
- Led the team with nine tackles with one pressure at Kansas City (9/15) and again with 10 tackles along with a fumble recovery in the win over St. Louis (9/22).
- At San Diego (9/29) led the team and tied a club record (Eugene Lockhart and Lee) with 21 tackles, including a single-game career-high 16 solo along with a tackle for a loss, a pass breakup and an interception he returned a career-long 52 yards for his second career touchdown.
- Led the team with 18 tackles with one for a loss against Denver (10/6) then posted double-digit tackles and led the team for the fourth straight week (12), along with one for a loss, against Washington (10/13).
- Earned NFC Defensive Player of the Week at Philadelphia (10/20) with a team-high 11 tackles, with one for a loss, a breakup and an interception he returned 33 yards.
- Tied for second on the team with 11 tackles with two breakups and two interceptions at Detroit (10/27). Returned one pick 74 yards - the sixth-longest interception return by a Cowboy since 1991 and the second-longest by a linebacker in club history. His 74 interception return yards were a career-high.
- Led the team with 13 tackles with a tackle for a loss against Minnesota (11/3). Reached 100 tackles for the second time in his career.
- Had three tackles before leaving the game in the second quarter with a hamstring injury at New Orleans (11/10).
- Returned to the field at Chicago (12/9) after missing two games (hamstring) and posted six tackles before leaving the game in the third with a neck injury.

2012:

- Finished fourth on the defense with 77 tackles despite playing in and starting just six games after suffering a season-ending toe injury in Week 7.
- Added two tackles for loss, eight pressures, one interception, two pass breakups and a forced fumble.
- Led the team with 14 tackles and forced a fumble that was recovered by Barry Church in the opener at the N.Y. Giants (9/5).
- Tied Lee Roy Jordan's (against Philadelphia, 9/26/71) club record with a career-high 21 stops, with a career-high tying 15 solos, at Seattle (9/16).
- Notched the first interception of the season for the defense - seventh of his career - and tied for the team lead with 11 tackles - his third consecutive double-digit tackle game - with two pressures and a pass breakup in the home-opening win over Tampa Bay (9/23).
- Led the team with his fourth double-digit tackle game of the season (17) along with a tackle for a loss against Chicago (10/1).
- At Baltimore (10/14) led the team with eight tackles and had a single-game career-high six pressures.
- Suffered a toe injury early in the third quarter and did not return at Carolina (10/21) but finished with six tackles, one for a loss and a pass breakup.
- Was placed on Reserve/Injured with the toe injury on Oct. 24 and underwent surgery Oct. 30.

2011:

- Became the starter and the quarterback of the defense and paced the squad with a career-high 131 tackles while tying for the lead in tackles for losses (eight), interceptions (four) and fumble recoveries (two).
- Started all 15 games he played, missing one after dislocating his left wrist at Philadelphia (10/30).
- Led or tied for the team lead seven times and racked up double-digit tackle figures on six occasions.
- Made the first start of his career in place of Brooking in the season opener at the N.Y. Jets (9/11) and led the team with 15 tackles - his first professional double-digit tackle game. Also intercepted his third career pass that he returned 37 yards to set up Dallas at the one-yard line and added two special teams tackles.
- Led the team once again with 13 tackles along with a special teams stop at San Francisco (9/18).
- Had a team-best 13 tackles with a tackle for a loss, his second interception of the season and a fumble recovery on Washington's (9/26) final drive to seal the win for Dallas in the home opener.
- Led the team with a then career-high 19 tackles (15 solo) - tied for third in team history in total tackles and tied for second in solo to date - with a pressure and his third interception of the season at New England (10/16).
- Was held to just one tackle at Philadelphia (10/30) after suffering a wrist injury that put him on the bench for the final three quarters.
- Returned to the field against Buffalo (11/13) after missing the Seattle (11/6) game with a dislocated left wrist and tied for second on the team with five tackles.
- Tied for second on the team with seven tackles with a tackle for a loss, a pressure and a breakup on Thanksgiving Day against Miami (11/24).
- Notched his fourth pick of the year and tied for the team lead with nine tackles against the N.Y. Giants (12/11).
- Tied for second on the team with five tackles to go with a tackle for a loss against Philadelphia (12/24).
- Finished at the N.Y. Giants (1/1/12) second on the team with 11 tackles along with a tackle for a loss.

2010:

- Despite suffering through injuries in the preseason and early in the season, played in 14 games as a rookie and finished 11th on the team with 45 tackles while placing fifth with three tackles for losses and tied for third with two interceptions with one returned for a touchdown.
- Made his NFL debut on special teams in the opener at Washington (9/12) but did not record any stats.
- Returned after the bye (hamstring injury) against Tennessee (10/10) to record his first career tackle, along with a tackle for a loss and his first special teams stop.
- Had five tackles at Minnesota (10/17) before besting that with six tackles, a tackle for a loss and two special teams tackles against the N.Y. Giants (10/25).
- Added three stops along with two special teams tackles at Green Bay (11/7) and three more special teams tackles in Jason Garrett's first win as the interim head coach at the N.Y. Giants (11/14).
- Talled four tackles, one tackle for a loss, forced his first career fumble - recovered by Jason Hatcher that led to a Dallas touchdown - and one special teams stop in the win against Detroit (11/21).
- Had a career day in the overtime win at Indianapolis (12/5), contributing nine tackles, three pass breakups and picking off the first two passes of his career.
- At the Colts, his first interception came in the third quarter, one he returned 31 yards for his first career touchdown. His second came in overtime to set up Dallas' game-winning field goal. His two interceptions marked the first multiple interception game by a Cowboy since Terence Newman had two against the N.Y. Giants (12/14/08) and the first by a Dallas rookie since Newman had three at Washington (12/14/03).
- Became the 11th Dallas rookie with two interceptions in a game and the 10th with an interception return for a score.

- Had five tackles against Philadelphia (12/12) before suffering a concussion on special teams in the first quarter against Washington (12/19).
- Returned on Christmas night at Arizona (12/25) to the tune of two tackles while helping hold the Cardinals to just two-of-11 (18.2%) on third downs.

COLLEGE:

- Totaled 324 tackles, 11.0 sacks, 28.5 tackles for losses, four forced fumbles, six fumble recoveries, three interceptions and 16 breakups in 44 games played with 33 starts at Penn State.
- Earned All-Big Ten Conference second-team honors and was an academic All-Big Ten choice after starting eight-of-10 games at left outside linebacker to post 86 tackles, 2.0 sacks and was second on the squad with 11 tackles for losses in his senior season. Also recovered a fumble, notched an interception and deflected seven passes.
- Tore the anterior cruciate ligament in his right knee during a non-contact drill in an April 2008 practice and was sidelined for his senior season, taking a medical redshirt season. Still selected as an honorary captain by his teammates despite missing the entire season and traveled to every away game as one-of-70 allowable players to dress. Served as an undergraduate coach on the sidelines.
- As a junior extended his streak of starts to all 26 games over two seasons, ranking second in the Big Ten with 138 tackles, trailing only teammate Dan Connor (145), and giving Penn State just its third pair of century-busting tacklers since tackle records began being kept in 1969.
- Was selected a first-team All-American by *Pro Football Weekly*, was a two-time Big Ten Defensive Player of the Week honoree in 2007, earned second-team all-conference honors and earned *ESPN The Magazine* Academic All-District honors.
- His 138 tackles were fifth on the school season list, and he recorded double-figures in tackles in 10 of the last 11 games.
- Started every game at outside linebacker as a sophomore to help Penn State defense rank in the top-15 nationally in rushing (87.5 yards-per-game, seventh), scoring defense (14.4 points-per-game, ninth), total defense (284.5 yards-per-game, 15th), pass efficiency defense (105.9 rating, 14th) and sacks (40.0, tied for sixth).
- Recorded 90 tackles, good for third on the squad, with eight tackles for losses, 5.5 sacks, two fumble recoveries, two forced fumbles, one interception and two pass breakups.
- Played in eight games as a freshman at left outside linebacker, recording 11 tackles.

PERSONAL:

- Was a first-team Associated Press Class AAAA all-state selection at Upper St. Clair High School in Pittsburg, Pa.
- Was the 2005 *Pittsburgh Post-Gazette* High School Male Athlete of the Year and was honored at the prestigious Dapper Dan Dinner in 2006, and also was named to the *Pittsburgh Tribune-Review* Terrific 25 and played in the 2005 Big 33 Classic against Ohio.
- Upper St. Clair combined to go 31-4 during his three years as a starter, including 11-1 as a senior.
- Ran for 1,240 yards and 21 touchdowns on 187 carries for a superlative 6.6 average and posted 95 tackles and four interceptions at safety during his senior season.
- Also excelled on the basketball court, leading the Panthers to a 75-12 record in three seasons as a starter.
- One of a select few athletes in the past 25 years to be selected to the *Post-Gazette* Fabulous 22 football team and the Fabulous Five basketball team.
- Graduated with a degree in finance at Penn State.

COMMUNITY:

- 2010 Dallas Cowboys Rookie Club.
- 2010 Served an early Thanksgiving meal at The Salvation Army.
- 2011 Super Bowl XLV youth football clinics.
- 2011 Super Bowl XLV NFL Experience Kids Zone book reader.
- 2011 Super Bowl XLV One World Super Huddle event for school kids.
- 2011-12 Fuel Up to Play 60.
- 2011-12 Guest Speaker at Ford High School Football Player Program.
- 2012-14 Dallas Cowboys Draft Day/Fan Appreciation Party.
- 2012 Fuel Up to Play 60 spokesperson.
- 2012 Reliant Home Run Derby benefiting Big Brothers Big Sisters.
- 2012 Dallas Cowboys/Miller Fan Fest in San Antonio, Texas.
- 2012 Dallas Cowboys Fitness Zone Dedication Event.
- 2012 First Responders Game Presentation.
- 2012 Jason Garrett Play It Smart Football Camp Coach/Speaker at Princeton University.
- 2013 Reliant Home Run Derby benefiting the Salvation Army.
- 2012-16 Dallas Cowboys U High School Camp Head Coach.
- 2013 The Salvation Army YET Kaboom Playground Build.
- 2013 Built Ford Tough High School Player of the Year Banquet/Guest Speaker.
- 2013 Bank of America/North Texas Food Bank Holiday Hunger Relief at The Salvation Army.
- 2014 Bank of America Volunteer of the Year Guest Speaker.
- 2014-16 Albertson's All Star Gala benefiting the Salvation Army and Muscular Dystrophy Association.
- WrestleMania 32 week community event at Children's Health Medical Center.
- Annual Team Holiday Hospital Visits.
- Salvation Army Angel Tree Christmas Program.
- Dallas Cowboys Kickoff Luncheon and Cowboys Family Cookbook benefiting Happy Hill Farm.
- Make-A-Wish Foundation of North Texas.

LEE'S COWBOYS TOTALS

		DEFENSE										INTERCEPTIONS					FUMBLES REC				
Year Team	GP-GS	ST	AT	TT	Sks- Yds	Tkl/ Ls	QB Prs	PBU	FF	No	Yds	Avg	Lg	TD	No	Yds	Avg	Lg	TD		
2010 Dallas	14-0	22	23	- 45	0.0(0)	3(-5)	0	2	1	2	44	22.0	31	1	0	0	0.0	0	0		
2011 Dallas	15-15	91	40	- 131	0.0(0)	8(-18)	5	8	0	4	87	21.8	37	0	2	0	0.0	0	0		
2012 Dallas	6-6	61	16	- 77	0.0(0)	2(-4)	8	2	1	1	0	0.0	0	0	0	0	0.0	0	0		
2013 Dallas	11-11	95	28	- 123	0.0(0)	5(-9)	3	6	0	4	174	43.5	74	1	1	10	10.0	10	0		
2014 Dallas	0-0	RESERVE/INJURED-Knee										RESERVE/INJURED					RESERVE/INJURED				
2015 Dallas	14-14	109	47	- 156	2.5(-16)	11(-26)	6	5	0	1	0	0.0	0	0	0	0	0.0	0	0		
Totals	60-46	378	154	- 532	2.5(-16)	29(-61)	22	23	2	12	305	25.4	74	2	3	10	3.3	10	0		
Playoffs		RESERVE/INJURED-Knee										RESERVE/INJURED					RESERVE/INJURED				
2014 Dallas	0-0	RESERVE/INJURED-Knee										RESERVE/INJURED					RESERVE/INJURED				
		SPECIAL TEAMS TACKLES										SINGLE-GAME HIGHS									
Year Team		Solo	Ast	Tot	FF	FR	BP	BFG	BXP	Tackles - 21 at Seattle, 9/16/12 and at San Diego, 9/29/13											
2010 Dallas		11	3	- 14	0	0	0	0	0												
2011 Dallas		2	1	- 3	0	0	0	0	0												
Totals		13	4	- 17	0	0	0	0	0												
												Solo Tackles - 16 at San Diego, 9/29/13									
												Interceptions - 2 at Indianapolis, 12/5/10									

LEE'S CAREER GAME-BY-GAME DEFENSE

2010 (Dallas)								2013 (Dallas)								
Game	ST	AT	TT	Sks Yds	Tkl/ Ls	Prs	QB PBU	Game	ST	AT	TT	Sks Yds	Tkl/ Ls	Prs	QB PBU	
L-@ Was 9/12.....								L-Was 11/22.....								RESERVE/INJURED-Toe
L-Chi 9/19.....								W-Phi 12/2.....								RESERVE/INJURED-Toe
W-@ Hou 9/26.....								W-@ Cin 12/9.....								RESERVE/INJURED-Toe
L-Ten 10/10.....	1	1	- 2		1(-3)			W-Pit 12/16.....								RESERVE/INJURED-Toe
L-@ Min 10/17.....	1	4	- 5					L-NO 12/23.....								RESERVE/INJURED-Toe
L-NYG 10/25.....	3	3	- 6		1(-1)			W-@ Was 12/30.....								RESERVE/INJURED-Toe
L-Jac 10/31.....	0	1	- 1					Totals	61	16	- 77		2(-4)	8	2	
L-@ GB 11/7.....	1	2	- 3					2014 (Dallas)								
W-@ NYG 11/14.....					1(-1)			Game	ST	AT	TT	Sks Yds	Tkl/ Ls	Prs	QB PBU	
W-Det 11/21.....	4	0	- 4					W-NYG 9/8.....	5	2	- 7				1	
L-NO 11/25.....	2	0	- 2					L-@ KC 9/15.....	8	1	- 9			1		
W-@ Ind 12/5.....	4	5	- 9			1		W-Sil 9/22.....	7	3	- 10					
L-Phi 12/12.....	3	2	- 5					L-@SD 9/29.....	16	5	- 21		1(-2)		1	
W-Was 12/19.....								L-Den 10/6.....	15	3	- 18		1(-1)			
L-@ Ari 12/25.....	1	1	- 2					W-Was 10/13.....	10	2	- 12		1(-2)	1	1	
W-@ Phi 12/11.....	2	4	- 6				1	W-@ Phi 10/20.....	9	2	- 11		1(-3)		1	
Totals	22	23	- 45		3(-5)		2	L-@ Det 10/27.....	8	3	- 11			1	2	
2011 (Dallas)								W-Min 11/3.....	9	4	- 13		1(-1)			
Game	ST	AT	TT	Sks- Yds	Tkl/ Ls	Prs	QB PBU	L-@ NO 11/10.....	2	1	- 3					
L-@ NYJ 9/11.....	12	3	- 15				1	W-@ NYG 11/24.....								INACTIVE/INJURED-Hamstring
W-@ SF 9/18.....	9	4	- 13					W-Oak 11/28.....								INACTIVE/INJURED-Hamstring
W-Was 9/26.....	10	3	- 13		1(-2)		1	L-@ Chi 12/9.....	6	2	- 8					
L-Det 10/2.....	3	3	- 6			2	2	L-GB 12/15.....								INACTIVE/INJURED-Neck
L-@ NE 10/16.....	15	4	- 19		2(-4)		1	W-@ Was 12/22.....								INACTIVE/INJURED-Neck
W-Sil 10/23.....	2	4	- 6		1(-4)			L-Phi 12/29.....								INACTIVE/INJURED-Neck
L-@ Phi 10/30.....	1	0	- 1					Totals	95	28	- 123		5(-9)	3	6	
W-Sea 11/6.....								2015 (Dallas)								
W-Buf 11/13.....	3	2	- 5					Game	ST	AT	TT	Sks Yds	Tkl/ Ls	Prs	QB PBU	
W-@ Was 11/20.....	6	4	- 10					L-SF 9/7.....								RESERVE/INJURED-Knee
W-Mia 11/24.....	5	2	- 7		1(-3)	2		W-@ Ten 9/14.....								RESERVE/INJURED-Knee
L-@ Ari 12/4.....	5	2	- 7				2	W-@ Sil 9/21.....								RESERVE/INJURED-Knee
L-NYG 12/11.....	5	4	- 9			1		W-NO 9/28.....								RESERVE/INJURED-Knee
W-@ TB 12/17.....	3	1	- 4		1(-1)			W-Hou 10/5.....								RESERVE/INJURED-Knee
L-Phi 12/24.....	4	1	- 5		1(-3)	1		W-@ Sea 10/12.....								RESERVE/INJURED-Knee
L-@ NYG 1/1/12.....	8	3	- 11		1(-1)			W-NYG 10/19.....								RESERVE/INJURED-Knee
Totals	91	40	- 131		8(-18)	5	8	L-Was 10/27.....								RESERVE/INJURED-Knee
2012 (Dallas)								L-Ari 11/2.....								RESERVE/INJURED-Knee
Game	ST	AT	TT	Sks- Yds	Tkl/ Ls	Prs	QB PBU	W-@ Jac (Lond) 11/9.....								RESERVE/INJURED-Knee
W-@ NYG 9/5.....	14	0	- 14					W-@ NYG 11/23.....								RESERVE/INJURED-Knee
L-@ Sea 9/16.....	15	6	- 21					L-Phi 11/27.....								RESERVE/INJURED-Knee
W-TB 9/23.....	9	2	- 11			2	1	W-@ Chi 12/4.....								RESERVE/INJURED-Knee
L-Chi 10/1.....	14	3	- 17		1(-3)			W-@ Phi 12/14.....								RESERVE/INJURED-Knee
L-@ Bal 10/14.....	5	3	- 8			6		W-Ind 12/21.....								RESERVE/INJURED-Knee
W-@ Car 10/21.....	4	2	- 6		1(-1)	1		W-@ Was 12/28.....								RESERVE/INJURED-Knee
L-NYG 10/28.....								Totals								
L-@ Atl 11/4.....								Playoffs								
W-@ Phi 11/11.....								W-Det 1/4/15.....								RESERVE/INJURED-Knee
W-Cle 11/18.....								L-@ GB 11/11/15.....								RESERVE/INJURED-Knee
								Totals								

2015 (Dallas)

Game	ST	AT	TT	Sks Yds	Tkl/ Ls	Prs	QB PBU
W- NYG 9/13	9	0	9		1(-3)		
W-@ Phi 9/20	10	4	14		3(-9)	1	2
L-Alt 9/27	9	2	11	1.0(-5)		2	
L-@ NO 10/4	3	0	3				
L-NE 10/11	5	2	7			1	1
L-@ NYG 10/25	5	4	9				
L-Sea 11/1	5	10	15		2(-5)		
L-Phi 11/8	5	1	6				
L-@ TB 11/15	INACTIVE/INJURED-Concussion						

2015 (Dallas), cont.

Game	ST	AT	TT	Sks Yds	Tkl/ Ls	Prs	QB PBU
W-@ Mia 11/22	6	3	9			1	
L-@ Car 11/26	11	6	17				1
W-@ Was 12/7	8	1	9	1.0(-11)	2(-2)	1	1
L-@ GB 12/13	9	3	12		1(-2)		
L-NYJ 12/19	11	7	18				
L-@ Buf 12/27	13	4	17	0.5(0)	2(-5)		
L-Was 1/3/16	INACTIVE/INJURED-Hamstring						
Totals	109	47	-	156	2.5(-16)	11(-26)	6

JOE LOONEY

75 • Center

6-3 • 315 • 8/31/90

Wake Forest • UFA (Ten)-'16

NFL: 5th Year • Cowboys: 1st Year

Games/Starts: 2015-8/6-Ten; Career: 27/10

Postseason: 2015-0/0; Career-0/0



PRO: The Dallas Cowboys signed unrestricted free agent center Joe Looney to help fortify the interior positions on the offensive line. Looney was originally drafted in the fourth round (117th overall) of the 2012 NFL Draft by San Francisco. He was inactive for all 16 games as a rookie then played in four games as a reserve lineman in 2013. Looney saw action in 15 games with four starts – two at right guard, one at left and one at center - in 2014. He was waived by San Francisco prior to the start of the 2015 season, but signed with Tennessee for Week 7, where he started six of the eight games he played for the Titans. His ability to play both guard and center and get to the next level while run blocking will be key for Dallas as they head into the 2016 season looking to re-dedicate to the run game.

TRANSACTION SUMMARY:

3/30/16: Signed as an unrestricted free agent with Dallas through 2017.

10/20/15: Signed with Tennessee.

9/4/15: Released by San Francisco.

4/28/12: Drafted in the fourth round (117th overall) by San Francisco.

2015 (San Francisco/Tennessee):

- Returned to camp with San Francisco but was waived at the end.
- Signed with Tennessee on Oct. 20 and appeared in eight games with six starts, starting three games at center and three games at left guard.
- Against Atlanta (10/25) made his Titans debut as a reserve at center in the second half.
- At New Orleans (11/8) started at left guard and was a member of an offensive line that did not allow a sack on 39 pass attempts and allowed Marcus Mariota to throw for 371 yards and four touchdowns.
- Dressed but did not play against Oakland (11/29), Jacksonville (12/6) and at the N.Y. Jets (12/13).

2014 (San Francisco):

- Played in 15 games and made four starts, including two starts at right guard, one at center and one at left guard, for an offense that finished fourth in the league in rushing with 2,176 yards.
- Made his first career start at right guard at Dallas (9/7).
- Against Philadelphia (9/28) helped pave the way for the 49ers offense to rush for 218 yards on 42 attempts (5.2 avg.) and hold the ball for 42:17.
- Made his first career start at center at Seattle (12/14).

2013 (San Francisco):

- Played in four games as a reserve and but inactive for 12 games and all three postseason contests.
- Made his NFL debut at Washington (11/25), playing in jumbo sets on offense and on special teams units.

2012 (San Francisco):

- Spent the entire season on the team's 53-man roster and was inactive for each game.

COLLEGE:

- Played in 48 games with 41 starts in four seasons at Wake Forest.
- As a senior in 2011, started all 13 games at left guard and was tabbed a second-team All-ACC selection.
- In 2010 started all 10 games as a junior and led all offensive linemen with a grade of 84 percent for the season.
- As a sophomore in 2009, played in 12 games with 11 starts and was a preseason Third-Team All-ACC selection by Athlon Sports.
- In 2008 as a freshman, played in 13 games with seven starts and was one-of-three true freshman to see action for the Demon Deacons.

PERSONAL:

- Attended Lake Worth, Fla., High School and was a four-year starter, earning first-team all-state honors from the Florida Sports Writers Association and first-team All-Palm Beach County honors by the *South Florida Sun-Sentinel* his senior season.
- Majored in history at Wake Forest.
- He and his wife, Lisa, have two children, Monroe and Rave.

COMMUNITY:

- 2016 Dallas Cowboys Draft Day/Fan Appreciation Party.
- 2016 Taste of The NFL: The Ultimate Cowboys Tailgate Party host benefitting North Texas Food Bank.
- 2016 Offensive Line visit to North Texas Food Bank.
- 2016 Fashion's for First Downs Dallas Cowboys Women's Charity Fashion Show.
- 2016 Dallas Cowboys U High School Camp.

LOONEY'S NFL TOTALS

GAMES/STARTS: 2012 (0/0), 2013 (4/0), 2014 (15/4), 2015 (8/6). Totals: (27/10).

ZACK MARTIN

70 • Guard

6-4 • 315 • 11/20/90

Notre Dame • D1 for '14 (16th overall)

NFL: 3rd Year • Cowboys: 3rd Year

Games/Starts: 2015-16/16; Career-32/32

Postseason: 2015-0/0; Career-2/2



PRO BOWLS



PRO: For the third time in four NFL Drafts, the Dallas Cowboys selected an offensive lineman in the first round when they picked Zack Martin from Notre Dame in 2014. Martin joined Cowboys first round picks Tyron Smith (2011) and Travis Frederick (2013) as the building blocks for the future of the franchise. In his first season, Martin did not disappoint and was a key part in the league's second-ranked rushing attack. Martin became the first rookie in club history to start all 16 games at right guard and the fourth rookie on the offensive line to start all 16, and he earned a Pro Bowl spot - the only offensive rookie in the NFL in 2014 and the first Cowboys rookie lineman to make the game. He also earned All-Pro honors, becoming only the third rookie in team history to do so. He again manned the right guard spot in 2015, starting all 16 games and earned his second straight Pro Bowl nod. While at Notre Dame, Martin earned the distinct honor of being a two-time captain after becoming the longest tenured starter in school history, starting all 52 games of his collegiate career. Martin's intrigue to the Cowboys was his ability to play any position along the offensive line, despite starting 50 of his 52 college games at left tackle and the other two at right tackle.

TRANSACTION SUMMARY:

5/8/14: Drafted in the first round (16th overall) by Dallas.

2015:

- Selected to play in his second straight Pro Bowl after starting all 16 games for the second straight season, allowing Darren McFadden to rush for his second career 1,000-yard season. It was the first time in team history the Cowboys had two different rushers top 1,000 yards in consecutive seasons.
- In the season-opening win over the N.Y. Giants (9/13), the line did not allow a sack on 45 drop backs as Tony Romo completed 80.0% of his passes (36-of-45) for 356 yards with three touchdowns and two interceptions.
- Helped the offense control the clock for 40:25 as the line yielded three sacks on 37 dropbacks as Dallas passers (Romo and Brandon Weeden) completed 73.5% (25-of-34) of their passes in the win at Philadelphia (9/20).
- Against Atlanta (9/27) blocked for an offense that averaged 6.0 yards-per-rush with four rushing touchdowns - the most by a Cowboys offense since four at Arizona (11/15/98). All four came in the first half, the second time in franchise history Dallas had four rushing touchdowns in a half - first half against the N.Y. Giants, 12/1/63.
- The offense rushed for 233 yards with one touchdown on 41 carries (5.7) and totaled 460 yards with one sack on 28 dropbacks at the N.Y. Giants (10/25).
- Against Seattle (11/1) helped open holes for a running game that averaged 4.3 yards-per-carry (30 for 129) while yielding one sack on 27 dropbacks.
- Against Philadelphia (11/8) helped the offense rack up 411 yards as McFadden topped 100 rushing yards (117) and two receivers (Cole Beasley, 112, and Dez Bryant, 104) both topped 100 receiving yards to mark the first time since 1999 Dallas had a pair of 100-yard receivers along with a 100-yard rusher.
- Dallas rushed for 166 yards on 38 carries (4.4) and McFadden topped 100 yards (129) in Romo's return at Miami (11/22). The quarterback was protected on 18-of-28 passes for 227 yards and two touchdowns, two interceptions while being sacked twice. The offense held onto the ball for 38:50 and converted 50.0% (seven-of-14) of its third down chances.
- Blocked for an offense that rushed for 171 yards and one touchdown on 20 carries (8.6), including long runs of 50, 45 and 22 yards at Green Bay (12/13).
- McFadden rushed for his fifth 100-yard game and the line blocked for Kellen Moore's NFL debut after he stepped in for Matt Cassel at the beginning of the second quarter against the N.Y. Jets (12/19).
- In Moore's first career start, did not yield a sack on 31 attempts as the running game averaged 4.8 yards-per-carry (25 for 121) at Buffalo (12/27).
- The season finale against Washington (1/3/16) saw the offense rack up a season-high 512 yards, including 435 passing yards by Moore - sixth in a game in team history.

2014:

- Earned the starting job in training camp and started all 16 games at right guard to become the first rookie in club history to start every game at right guard, the fourth offensive line rookie and 14th overall rookie to notch starts in every game of his first season.

- Earned a trip to the Pro Bowl - the only offensive rookie in the NFL in 2014 to make the team and the first rookie offensive lineman in team history to make the game.
- Was named to the AP All-Pro team - the only rookie in the NFL in 2014 and the third rookie in club history to receive the honor. Also named to the PFWA All-NFC team.
- Was a key component helping DeMarco Murray set a league record by rushing for at least 100 yards in each of the first eight games of the season and establishing a club mark with a league-best 1,845 rushing yards.
- Became the first rookie in team history to start a season opener at right guard and was the third rookie overall to start at guard. Overall, was the 10th rookie offensive lineman to start a season opener and the 41st at any position. Helped open holes for Murray to rush for 118 yards on 22 carries (5.4 avg.) and the team averaged 5.5 yards-per-carry.
- Again blocked for Murray, who rushed for 167 yards (third in his career) and a touchdown on a career-best 29 carries in the win at Tennessee (9/14). The offense rushed for 220 yards and controlled the clock for 41:11.
- Led the way for Murray to rush for 100 yards - his third straight 100-yard game to become the third Cowboy with 100 yards in each of the first three games of a season - and did not yield a sack in Dallas' all-time greatest come-back win (without overtime) at St. Louis (9/21).
- In the win over New Orleans (9/28), blocked for 190 yards and two scores on 35 runs (5.4) and allowed Murray to rush for 149 yards and both scores on 24 carries (6.5) to become the seventh NFL rusher, third Cowboy, with 100 yards in four straight games to open a season. Murray also was only the fourth rusher with four 100-yard games with at least one touchdown in each of the first four games of a season.
- Helped lead Murray to his fifth straight 100-yard performance in the overtime win against Houston (10/5). Murray joined Jim Brown (1958) and O.J. Simpson (1973 and 1975) as the only running backs to rush for 100 yards in each of the first five games of a season.
- Allowed Murray to join Brown (1958) as the only two men in NFL history with six straight 100-yard games to open a season after Murray rushed for 115 yards and a touchdown at Seattle (10/12). The line also allowed Dallas to control the clock with 37:39 of offense (20:05 in the first half).
- Led Murray to his seventh straight 100-yard outing (128 yards on 28 carries with one touchdown) against the N.Y. Giants (10/19) to become the first player in NFL history with seven straight 100-yard games to open a season. Also helped the offense control the ball for 33:49 - the fourth game this season with 33:00-plus of possession, most since 1980.
- Murray rushed for his eighth straight 100-yard game, finishing with 141 yards on 19 carries (7.4) and the club had 166 yards on 25 carries (6.6) in the overtime loss to Washington (10/27).
- Blocked for Murray to rush for 79 yards, snapping his streak of 100-yard games, against Arizona (11/2).
- Opened holes for Murray to rush for his ninth 100-yard game of the season (19 for 100) at Jacksonville (11/9) in London. Joseph Randle also rushed for 56 yards on seven carries with a 40-yard touchdown run.
- In the comeback win at the N.Y. Giants (11/23), blocked for Murray's 10th 100-yard game (121 yards) and allowed time for Romo to go 18-of-26 with 275 yards, four touchdowns no interceptions and a 143.4 rating - second in his career.
- Guided Murray to his club-record tying 11th 100-yard game of the season with 179 yards - second in his career - and a touchdown in the Thursday night win at Chicago (12/4). Also protected Romo to complete 80.8% of his passes with three touchdowns, one sack and no picks for a 138.0 rating.
- Despite injuring his ankle in the second quarter, finished the game at Philadelphia (12/14) and helped the offense to a season-high 41:55 possession time as Murray rushed for 81 yards and two scores and Romo threw for 265 yards, three touchdowns and no picks for a 129.1 rating.
- The offense rushed for 127 yards on 40 carries as Romo completed a club-record 90.0% (18-of-20) of his passes with four touchdowns and a personal-best 151.7 rating in the NFC East clinching win against Indianapolis (12/21).
- In the season-ending win at Washington (12/28), allowed Murray to break the club single-season rushing record (1,845) and the club-record for 100-yard games (12), finishing with 100 yards and a touchdown. Randle added a career-long 65-yard touchdown jaunt for a team rushing total of 174 yards on 26 carries.
- In the Wild Card Playoff Game against Detroit (1/4/15), blocked for Murray's 75 rushing yards, his one-yard touchdown run and allowed Romo to throw for 293 yards, two touchdowns and 114.0 rating.
- Helped block for Murray to rush for 123 yards (ninth in a postseason game in team history) and a touchdown on 25 carries (4.9) in the Divisional Playoff loss at Green Bay (1/11/15). Also allowed Romo to complete 78.9% (15-of-19) of his passes for 191 yards, two touchdowns and a rating of 143.6 while allowing four sacks.

COLLEGE:

- As a senior became just the 18th student-athlete in school history to become a two-time team captain and received MVP honors for his performance in the New Era Pinstripe Bowl. Was the first offensive lineman to earn bowl MVP honors since Jay Huffman in the 1959 Liberty Bowl.
- Started all 13 games as a senior left tackle and did not allow a single sack as part of an offensive line that yielded just eight sacks (second in the country).
- Received second-team All-America accolades from *The NFL Draft Report* and Walter Camp while earning his third consecutive Guardian Award as a junior, starting every game of the season.
- Was one-of-four sets of brothers on the team - his younger brother, Nick, was a reserve center.
- As a sophomore, earned first-team All-Major Independent and All-American honorable mention, starting all 13 games at left tackle.
- Was one of just 11 players to start all 13 games, winning his first Guardian Award as a redshirt freshman.
- Had 11 starts at left tackle and two on the right side.
- Redshirted as a true freshman.

PERSONAL:

- Prepped at Bishop Chatard High School in Indianapolis, Ind., and was named to the Best in the Midwest Team by *The Detroit Free Press*.
- Was a first-team all-state selection as a junior and senior and named to the Bloomington Herald Times Junior All-State Team as a sophomore.
- His brother, Nick, was drafted in the second round of the 2016 NFL Draft by the Houston Texans.
- Graduated from Notre Dame with a degree in management entrepreneurship in May of 2013.
- He and his wife, Morgan, were married in July, 2016.

COMMUNITY:

- 2014 Rookie Club presented by UnitedHealthcare.
- 2014 NFL PLAY 60 FITNESSGRAM® school visit.

- 2014-16 Home Run Derby Competition benefiting the Salvation Army.
- 2014-16 Dallas Cowboys U High School Camp.
- 2014 NFL Play 60 clinic, London, England.
- 2014 Fan Appreciation Pep Rally, London, England.
- 2015 Taste of the NFL: The Ultimate Cowboys Tailgate Party host benefiting North Texas Food Bank.
- 2015-16 Albertson's charity event.
- 2015 Cowboys Draft Day/Fan Appreciation Party.
- 2016 Offensive Line visit to North Texas Food Bank.
- 2016 Fashion's for First Downs Dallas Cowboys Women's Charity Fashion Show.
- Annual Team Holiday Hospital Visits.
- Kick Off Luncheon and Dallas Cowboys Family Cookbook benefiting Happy Hill Farm.
- Salvation Army Angel Tree Christmas Program.
- Make-A-Wish Foundation of North Texas.

MARTIN'S COWBOYS TOTALS

GAMES/STARTS (regular season, playoffs): 2014 (16/16, 2/2), 2015 (16/16). **Totals: 32/32, 2/2.**

BENSON MAYOWA (may-OH-uh)

93 • Defensive End

6-3 • 265 • 8/3/91

Idaho • RFA (Oak)-'16

NFL: 4th Year • Cowboys: 1st Year

Games/Starts: 2015-12/2-Oak; Career: 30/3

Postseason: 2015-0/0; Career-0/0



PRO: The Dallas Cowboys signed restricted free agent Benson Mayowa to a three-year contract early in the 2016 free agency period after Oakland failed to match the Cowboys offer sheet. Mayowa originally signed with Seattle as a rookie free agent following the 2013 NFL Draft and earned playing time in two games his rookie season. He was released following the 2014 training camp and was acquired off waivers by Oakland, where he played in 28 games over two seasons and generated 29 tackles, two sacks and a forced fumble. A speed rusher with long arms and a relentless motor, Mayowa will look to refine his skills under defensive coordinator and pass rush guru Rod Marinelli.

TRANSACTION SUMMARY:

3/24/16: Signed with Dallas as a restricted free agent through 2018.

8/30/14: Released and acquired off waivers by Oakland (8/31).

5/13/13: Signed with Seattle as a rookie free agent.

2015 (Oakland):

- Played in 12 games and started two, tallying a career-best 17 tackles with one sack, two fumble recoveries and two forced fumbles.
- Missed the first four weeks with a knee injury, but returned against Denver (10/11) to record a tackle in a reserve role.
- Made a tackle and registered his only sack of the season in a loss at Detroit (11/22).
- Recorded a season-high three tackles and forced fumble, which he recovered, against Green Bay (12/20).

2014 (Seattle/Oakland):

- Began the year with Seattle, was waived on Aug. 30 then claimed off waivers by Oakland (8/31).
- Played in all 16 games, making one start, for the Raiders and registered 15 tackles, one sack and a pass deflection.
- Talled his first tackle of the season and added a pass deflection against Arizona (10/19).
- Made his first career start at Cleveland (10/26), recording a career-high four tackles.
- Had one tackle and registered his only sack of the season in a win against San Francisco (12/7).

2013 (Seattle):

- Appeared in two games and recorded two tackles for the Seahawks.
- Saw his first career game action at Carolina (9/8) and recorded the first two tackles of his career in the victory, helping hold the Panthers to their second-lowest passing yardage output of the season with 119 yards through the air.

COLLEGE:

- Played in 45 career games at Idaho, collecting 67 tackles, 11 sacks, 11 forced fumbles and three fumble recoveries during his four-year career.
- As a senior in 2012, started eight of his 11 games played and tallied 22 tackles, seven tackles for loss, three sacks, four quarterback hurries, three forced fumbles and one pass breakup.
- As a junior played in 10 games with six starts and finished the season with 4.5 tackles for loss and three sacks, as well as five quarterback hurries and two forced fumbles.
- Played in all 13 games as the Vandals starting rush defensive end in his 2010 sophomore, making 25 tackles, 4.5 tackles for loss and three sacks.
- Played in 12 games as a true freshman, recording six tackles, two tackles for loss, one sack and one quarterback hurry.

PERSONAL:

- Attended Inglewood, Calif., High School where he was a first-team all-league choice and a second-team All-California Interscholastic Federation selection, posting 11.0 sacks and 75 tackles as a senior.
- Was a general studies major at Idaho.

COMMUNITY:

- 2016 Dallas Cowboys U High School Camp.

MAYOWA'S NFL TOTALS

		DEFENSE									INTERCEPTIONS					FUMBLES REC				
Year Team	GP-GS	ST	AT	TT	Sks- Yds	Tkl/ Ls	QB Prs	PBU	FF	No	Yds	Avg	Lg	TD	No	Yds	Avg	Lg	TD	
2013 Seattle.....	2-0	1	1-	2	0.0(0)	0(0)	0	0	0	0	0	0.0	0	0	0	0	0.0	0	0	
2014 Oakland.....	16-1	10	5-	15	1.0(-2)	2(-6)	2	1	0	0	0	0.0	0	0	0	0	0.0	0	0	
2015 Oakland.....	12-2	11	6-	17	1.0(-3)	2(-6)	4	0	1	0	0	0.0	0	0	2	0	0.0	0	0	
NFL Totals.....	30-3	22	12-	34	2.0(-5)	4(-12)	6	1	1	0	0	0.0	0	0	2	0	0.0	0	0	

ADDITIONAL STATISTICS

Special Teams Tackles: 2014(2).

ROLANDO McCLAIN

55 • Linebacker

6-4 • 255 • 7/4/89

Alabama • T (Bal) for '14

NFL: 6th Year • Cowboys: 3rd Year

Games/Starts: 2015-11/11; Career-65/61

Postseason: 2015-0/0; Career-2/2



PRO: With injury and depth concerns at the linebacker position entering the 2014 season, the Dallas Cowboys acquired Rolando McClain in a trade with the Baltimore Ravens. McClain, the former eighth overall pick by the Oakland Raiders in the 2010 NFL Draft, immediately infused talent and experience into a young linebacking group. He earned the starting nod out of the gates and started 12 of the 13 games he played, finishing with a career-best (second on the team) 108 tackles with nine for losses, one sack, five pressures, five breakups and an interception. He returned in 2015 to man the middle once again as Sean Lee shifted outside and was third on the defense with 97 tackles, starting all 11 games he played. McClain appeared in 41 games as a Raider and displayed a nose for the ball in both run and pass defense, compiling 274 tackles and 6.5 sacks along with 23 pass deflections and one interception. He was cut by Oakland and then later signed with Baltimore in the offseason leading into the 2013 season, but retired before the start of training camp and did not play in 2013. He looks for consistency in 2016 and team with Lee to provide the Dallas defense with a formidable linebacking duo.

TRANSACTION SUMMARY:

- 3/9/16:** Signed a one-year contract as an unrestricted free agent with Dallas through 2016.
4/2/15: Signed a one-year contract as an unrestricted free agent with Dallas through 2015.
7/1/14: Traded to Dallas from Baltimore and reinstated from the Reserve/Retired list.
4/23/14: Retired from the NFL.
4/17/14: Reinstated from the Reserve/Retired list and placed on Baltimore's active roster.
5/15/13: Retired from the NFL.
4/12/13: Signed a one-year contract with Baltimore through 2013.
4/5/13: Released by Oakland.
4/22/10: Drafted in the first round (eighth overall) by Oakland.

2015:

- Missed the first four games of the season serving a league-mandated suspension, but returned against New England (10/11) and started all 11 games he played, missing one due to injury.
- Was third on the defense with 97 tackles, second with nine stops for losses while posting a pair of sacks, 10 pressures, three breakups and an interception returned for a touchdown.
- Made his 2015 debut against the Patriots (10/11) and was third on the team with nine tackles while posting a sack, a tackle for a loss and a pressure.
- Reached 400 career tackles after posting seven with two hurries against Seattle (11/1).
- Led the team with a season-best 13 tackles with three pressures at Tampa Bay (11/15), then had his first career score after returning an interception 12 yards for a touchdown at Miami (11/22). Also added six tackles with one for a loss at the Dolphins.
- On Thanksgiving Day against Carolina (11/26), finished second with 12 tackles with one breakup and a career-best four tackles for losses.
- Notched 10 tackles with two pressures in the Monday night win at Washington (12/7).
- One-of-five defenders at Green Bay (12/13) to post double-digit tackles, finishing with 11 stops, including a season-best 10 solos, and a pressure.
- Returned to start at Buffalo (12/27) after missing the game against the N.Y. Jets (12/19) with a concussion and posted seven tackles and a sack.
- Led the defense with 12 stops, including a season-high tying 10 solos, with one breakup and a tackle for a loss in the season finale against Washington (1/3/16).

2014:

- Finished second on the defense with a career-high 108 tackles, along with career-bests for tackles for losses (nine) and interceptions (two), one sack, five pressures and breakups and a forced fumble.
- Made his Cowboys debut, starting at middle linebacker, in the opener against San Francisco (9/7) and led the team with 12 tackles with a pressure.
- Led the defense with his second straight double-digit tackle game (10) while adding his first sack of the season, a tackle for a loss, one breakup and his second career interception at Tennessee (9/14).
- Missed the win at St. Louis (9/21) with a groin injury, but returned against New Orleans (9/28) with six tackles and forced a fumble that was recovered by J.J. Wilcox in the third quarter. Had his 300th career tackle.
- Started the overtime win over Houston (10/5) and posted seven tackles and two pressures before leaving with a groin injury late in the fourth quarter.
- Had eight tackles, one for a loss and a breakup on an interception that sealed the win in Seattle (10/12).
- Posted 10 tackles against Arizona (11/2) and was active but did not play (knee/groin) at Jacksonville (11/9).
- In the comeback win at the N.Y. Giants (11/23), played in his 50th career game and was second on the team with 11 tackles - a career-high 11 solos - with two stops for losses. Also made the game-sealing tackle on fourth-and-two in the final quarter.
- Established then career-bests in solo tackles (13) and total (15) with one stop for a loss in the Thursday night win at Chicago (12/4). Also topped 100 tackles on the season for the first time in his career.
- Had six tackles in the Wild Card Playoff Game against Detroit (1/4/15) before he was sidelined through the second half with illness/dehydration.
- Started the Divisional Playoff Game at Green Bay (1/11/15) but suffered a head injury early in the first quarter, finishing with one assist.

2013 (Baltimore):

- Was placed on the Reserve/Retired list and was out of football for the 2013 season.

2012 (Oakland):

- Started nine-of-11 games played, tallying 90 tackles, one sack, three pass breakups and one forced fumble for the Raiders defense.
- Posted a season-best 13 tackles in the win against Pittsburgh (9/23).
- Recorded six tackles, one tackle for loss and a pass deflection at Atlanta (10/14).
- Registered a sack and forced his first career fumble at Kansas City (10/28).

2011 (Oakland):

- Played in 15 games with 14 starts, ranking second on the team with 99 tackles, 77 solo, and set a career-high with five sacks while also recording 15 passes defended and a safety.
- Racked up 10 tackles and established a career-high with three passes defended at Buffalo (9/18).
- Set a then career-high with 12 tackles in 34-24 win against the N.Y. Jets (9/25).
- Recorded his first career multiple-sack game, including a safety in the fourth quarter, at Green Bay (12/11), sacking both Aaron Rodgers and backup Matt Flynn in the contest.

2010 (Oakland):

- Started 15 games in his first NFL season and was named to *The Sporting News* All-Rookie Team after he finished second on the team and fifth among NFL rookies with 85 tackles while also recording one interception, a half sack and six passes defended.
- Combined with Trevor Scott to sack Kyle Orton for a nine-yard loss at Denver (10/24), his first career sack.
- Recorded first career interception against Miami (11/28).
- Set a then career-high with nine total tackles at Kansas City (1/2/11).

COLLEGE:

- Started 37-of-41 games in three seasons at Alabama, totaling 275 tackles (139 solo), eight sacks, two fumble recoveries, five interceptions and 31.5 career tackles for loss, fourth in program history.
- Won the Butkus Award as the top linebacker in the nation after his junior season, his final campaign at Alabama, when he led the Crimson Tide to the 2009 National Championship after starting all 14 games and recording 105 tackles (53 solo) to lead the team, with two interceptions.
- Unanimous first-team All-America selection as a junior and a semifinalist for the Lombardi and Bednarik awards as the anchor for a unit that ranked fourth nationally in total defense (242.2 yards-per-game) and second in run defense (68.2).
- As a sophomore in 2008, was a finalist for the Butkus Award, garnering third-team All-America honors from the Associated Press, as well as first-team All-SEC recognition, starting all 14 games and posting a team-high 95 tackles, 12 tackles for loss, six passes defended, an interception and two fumble recoveries.
- Earned academic All-SEC honors as a sophomore.
- Played in all 13 games with eight starts as a freshman in 2007 and was named Freshman All-America by *The Sporting News* after he finished fourth on the team with 75 tackles and had five tackles for loss, one sack, four passes defended, three hurries and two interceptions.

PERSONAL:

- One of the nation's top prep linebackers at Decatur, Ala., High School, tallying 106 tackles and 13 stops for loss as a senior while also earning all-state honors as a tight end, and All-Region 8 accolades at linebacker.
- Had 104 tackles, including 11 for loss, and four sacks as a junior.
- Majored in general studies at Alabama.

COMMUNITY:

- 2014 NFL Play 60 clinic, London, England.
- 2014 Fan Appreciation Pep Rally, London, England.
- 2015 Dallas Cowboys U High School Camp.
- Annual Team Holiday Hospital Visits.
- Kick Off Luncheon and Dallas Cowboys Family Cookbook benefiting Happy Hill Farm.
- Make-A-Wish Foundation of North Texas.
- Salvation Army Angel Tree Christmas Program.

R. McCLAIN'S NFL TOTALS

Year Team	GP-GS	DEFENSE								INTERCEPTIONS					FUMBLES REC				
		ST	AT	TT	Sks Yds	Tkl/ Ls	QB Prs	PBU	FF	No	Yds	Avg	Lg	TD	No	Yds	Avg	Lg	TD
2010 Oakland	15-15	59	26	85	0.5(-4)	6(-6)	0	6	0	1	10	10.0	10	0	0	0	0	0	0
2011 Oakland	15-14	77	22	99	5.0(-31)	2(-4)	0	15	0	0	0	0.0	0	0	0	0	0	0	0
2012 Oakland	11-9	59	31	90	1.0(-7)	3(-4)	0	3	1	0	0	0.0	0	0	0	0	0	0	0
2013 Baltimore	0-0	RESERVE/RETIRED								RESERVE/RETIRED					RESERVE/RETIRED				
2014 Dallas	13-12	83	25	108	1.0(0)	9(-21)	5	5	1	2	0	0.0	0	0	0	0	0	0	0
2015 Dallas	11-11	67	31	97	2.0(-11)	9(-21)	10	3	0	1	12	12.0	12t	1	0	0	0	0	0
Totals	65-61	345	134	-479	9.5(-53)	29(-56)	15	32	2	4	22	5.5	12t	1	0	0	0.0	0	0
Playoffs																			
2014 Dallas	2-2	6	1	7	0.0(0)	0(0)	0	0	0	0	0	0.0	0	0	0	0	0.0	0	0

SINGLE-GAME HIGHS

Tackles – 15 at Chicago, 12/4/14

Solo Tackles – 13 at Chicago, 12/4/14

Sacks – 2.0 at Green Bay 12/11/11

R. McCLAIN'S CAREER GAME-BY-GAME
DEFENSE

2010 (Oakland)										2012 (Oakland), cont.									
Game	ST	AT	TT	Sks Yds	Tkl/ Ls	QB Prs	PBU			Game	ST	AT	TT	Sks Yds	Tkl/ Ls	QB Prs	PBU		
L-@ Ten 9/12	4	2	6							L-Cle 12/2	RESERVE/SUSPENDED BY CLUB								
W-Sil 9/19	3	3	6							L-Den 12/6	RESERVE/SUSPENDED BY CLUB								
L-@ Ari 9/26	4	2	6							W-KC 12/16	INACTIVE								
L-Hou 10/3	4	2	6							L-@ Car 12/23	INACTIVE								
W-SD 10/10	5	2	7							L-@ SD 12/30	INACTIVE								
L-@ SF 10/17	1	1	2							Totals	59	31	- 90	1.0(-7)	3(-4)		3		
W-@ Den 10/24	1	1	2	0.5(-4)			1												
W-Sea 10/31	3	2	5							2014 (Dallas)									
W-KC 11/7	1	1	2							Game	ST	AT	TT	Sks Yds	Tkl/ Ls	QB Prs	PBU		
L-@ Pit 11/21	4	3	7							L-SF 9/7	9	3	- 12				1		
L-Mia 11/28	7	1	8						1	W-@ Ten 9/14	6	4	- 10	1.0(0)	1(-1)	1	1		
W-@ SD 12/5	7	0	7							W-@ Sil 9/21	INACTIVE/INJURED-Groin								
L-@ Jac 12/12				(INACTIVE)						W-NO 9/28	4	2	- 6						
W-Den 12/19	4	3	7							W-Hou 10/5	6	1	- 7				2		
L-Ind 12/26	3	2	5						1	W-@ Sea 10/12	5	3	- 8				1(-4)		1
W-@ KC 12/11	8	1	9						1	W-NYG 10/19	4	3	- 7				1(-1)		
Totals	59	26	- 85	0.5(-4)	6(-6)		6			L-Was 10/27	6	2	- 8				1(-1)	1	1
										L-Ari 11/2	9	1	- 10						
2011 (Oakland)										W-@ Jac (Lond) 11/9	DID NOT PLAY								
Game	ST	AT	TT	Sks Yds	Tkl/ Ls	QB Prs	PBU			W-@ NYG 11/23	11	0	- 11				2(-8)		
W-@ Den 9/12	0	1	1						2	L-Phi 11/27	6	1	- 7						
L-@ Buf 9/18	7	3	10	1.0(-6)					3	W-@ Chi 12/4	13	2	- 15				1(-3)		1
W-NYJ 9/25	7	5	12							W-@ Phi 12/14	3	2	- 5						
L-NE 10/2	5	2	7						1	W-Ind 12/21	1	1	- 2				2(-3)		1
W-@ Hou 10/9	4	0	4						1	W-@ Was 12/28	INACTIVE/ILLNESS								
W-Cle 10/16	6	1	7						2	Totals	83	25	- 108	1.0(0)	9(-21)	5	5		
L-KC 10/23	1	1	2																
L-Den 11/6				(DNP - ANKLE)															
W-@ SD 11/10	3	2	5						3										
W-@ Min 11/20	2	1	3						1										
W-Chi 11/27	5	1	6	1.0(-8)															
L-@ Mia 12/4	7	1	8						1(-2)										
L-@ GB 12/11	7	0	7	2.0(-9)					1(-2)										
L-Det 12/18	7	2	9	1.0(-8)															
W-@ KC 12/24	7	1	8						1										
L-SD 1/1/12	9	1	10						1										
Totals	77	22	- 99	5.0(-31)	2(-4)		15												
2012 (Oakland)																			
Game	ST	AT	TT	Sks Yds	Tkl/ Ls	QB Prs	PBU			Game	ST	AT	TT	Sks Yds	Tkl/ Ls	QB Prs	PBU		
L-SD 9/10	5	2	7							W- NYG 9/13	RESERVE/SUSPENDED								
L-@ Mia 9/16	3	2	5						1	W-@ Phi 9/20	RESERVE/SUSPENDED								
W-Pit 9/23	9	4	13							L-Ari 9/27	RESERVE/SUSPENDED								
L-@ Den 9/30	6	5	11							L-@ NO 10/4	RESERVE/SUSPENDED								
L-@ Atl 10/14	3	3	6						1(-1)	L-NE 10/11	5	4	- 9	1.0(-9)	1(-1)		1		
W-Jac 10/21	4	4	8						1(-1)	L-@ NYG 10/25	3	3	- 6				1(-1)		1
W-@ KC 10/28	5	3	8	1.0(-7)						L-Sea 11/1	4	3	- 7						2
L-TB 11/4	7	1	8							L-Phi 11/8	2	2	- 4				1(-2)		
L-@ Bal 11/11	3	1	4							L-@ TB 11/15	9	4	- 13					3	
L-NO 11/18	8	4	12						1(-2)	W-@ Mia 11/22	3	3	- 6				1(-1)		1
L-@ Cin 11/25	6	2	8							L-Car 11/26	8	4	- 12				4(-15)		1
										W-@ Was 12/7	6	4	- 10						2
										L-@ GB 12/13	10	1	- 11						1
										L-NYJ 12/19	INACTIVE/INJURED-Concussion								
										L-@ Buf 12/27	7	0	- 7	1.0(-2)					1
										L-Was 1/3/16	10	2	- 12				1(-1)		
										Totals	67	30	- 97	2.0(-11)	9(-21)	10	3		

TERRELL MCCLAIN (tuh-RELL)

97 • Defensive Tackle

6-2 • 302 • 7/20/88
 South Florida • FA for '14
 NFL: 6th Year • Cowboys: 3rd Year
 Games/Starts: 2015-2/0; Career-47/12
 Postseason: 2015-0/0; Career-1/0



PRO: The Dallas Cowboys signed Terrell McClain during the first week of the 2014 NFL free agency period on March 12. In Dallas, McClain added to the influx of depth and talent on the defensive line that the team collected for 2014, and he played in 13 games as a reserve tackle. He suffered a toe injury early in his second season in Dallas and looks to return in 2016 in full health to provide needed size and depth to the interior of the defensive line. Since entering the league in 2011 as a third round draft choice (65th overall) by the Carolina Panthers, he has tallied 67 tackles and two sacks in 47 career games played with 12 starts while playing for the Panthers (2011), New England Patriots (2012), Houston Texans (2012-13) and Dallas (2014-15).

TRANSACTION SUMMARY:

- 9/22/15:** Placed on Reserve/Injured with a toe injury.
- 3/12/14:** Signed with Dallas as an unrestricted free agent through 2016.
- 10/29/12:** Signed with Houston.
- 9/26/12:** Signed with New England and released (10/3).
- 9/2/12:** Released by Carolina.
- 12/6/11:** Placed on Reserve/Injured with a knee injury.
- 4/29/11:** Drafted in the third round (65th overall) by Carolina.

2015:

- Was limited to just two games after suffering a toe injury that landed him on Reserve/Injured, posting five tackles and a pressure.
- Opened the season against the N.Y. Giants (9/13) with four tackles.
- Had one tackle and a pressure, helping limit DeMarco Murray to just two yards on 13 carries and the Eagles to seven yards on 17 runs (0.4) at Philadelphia (9/20). Suffered a toe sprain in the game that required surgery and landed on IR two days later.

2014:

- Made his Cowboys debut as a reserve lineman at Tennessee (9/14) but did not record a stat.
- Had his first stats as a Cowboy in the come-back win at St. Louis (9/21), finishing with three tackles.
- Notched two tackles along with his first two career tackles for losses against the N.Y. Giants (10/19).
- Posted three tackles and a hurry in the win at Jacksonville (11/9) in London.
- Had a team-best and season-high four hurries in the NFC East clinching win over Indianapolis (12/21).
- Got his second career sack on which he forced his first career fumble that was recovered by Anthony Spencer for a five-yard touchdown in the season-ending win at Washington (12/28).

2013 (Houston):

- Recorded a career-best 21 tackles and a fumble recovery while playing in all 16 games for the Texans.
- Recovered his second career fumble against Seattle (9/29).
- Tallied three tackles at Kansas City (10/20) and against Oakland (11/17).
- Logged a season-high four stops against Denver (12/22).

2012 (Carolina/New England/Houston):

- Began the year with Carolina but was released on Sept. 2.
- Signed with New England on Sept. 26 and made his season debut at Buffalo (9/30) before being released on Oct. 3.
- Signed with Houston on Oct. 29 and appeared in three games posting one tackle.
- Inactive against Buffalo (11/4) and dressed but did not play at Chicago (11/11).
- Made his Texans debut against Jacksonville (11/18) and also saw action at Detroit (11/22) and at Tennessee (12/2) where he made one tackle.
- Was inactive for the final four games of the regular season and both postseason games.

2011 (Carolina):

- Started 12 games at defensive tackle, recording 20 tackles, one sack and a fumble recovery before suffering a season-ending knee injury.
- Recovered a John Beck fumble against Washington (10/23).
- Brought down Christian Ponder against Minnesota (10/30) for his first career sack.
- Had three solo tackles against Tennessee (11/13).
- Had two solo tackles before leaving the game with a left knee injury at Tampa Bay (12/4).
- Placed on injured reserve on Dec. 6.

COLLEGE:

- Played in 50 games with 33 starts at South Florida, gathering 89 tackles, 17 tackles for loss, 7.5 sacks, 10 quarterback pressures, two forced fumbles, one fumble recovery and one pass defended.
- Named first-team All-Big East and was selected to play in East-West Shrine Game following a senior season in which he posted 24 tackles, 4.5 tackles for loss, three sacks and a team-high five quarterback pressures while starting 13 games. Helped the Bulls rank 17th nationally in total defense, allowing 317.9 yards-per-game.
- Played in 13 games with 11 starts as a junior, registering 25 tackles, five tackles for loss, 1.5 sacks, three quarterback pressures and one forced fumble as the defense ranked second in the conference and 19th in the nation in scoring defense.

STAFF

TERRELL
MCCLAIN

2015 SEASON

RECORDS

PLAYOFF
RECORDS

HISTORY

SIDELINES

- Played in 12 games with nine starts as a sophomore, notching 32 tackles, 3.5 tackles for loss, three sacks, one quarterback pressure and one forced fumble.
- As a freshman, played in 12 games and totaled eight tackles, four tackles for loss, one quarterback pressure, one fumble recovery and one pass defended.

PERSONAL:

- Attended Pensacola, Fla., High School where he recorded 65 tackles and eight sacks as a senior and was named Class 3A first team all-state in 2006.
- Majored in social sciences at South Florida.

COMMUNITY:

- 2014-16 Dallas Cowboys U High School Camp.
- 2014 NFL Play 60 clinic, London, England.
- 2014 Fan Appreciation Pep Rally, London, England.
- WrestleMania 32 week community event at Ronald McDonald House of Dallas.
- Annual Team Holiday Hospital Visits.
- Kick Off Luncheon and Dallas Cowboys Family Cookbook benefiting Happy Hill Farm.
- Make-A-Wish Foundation of North Texas.
- Salvation Army Angel Tree Christmas Program.

T. McCLAIN'S NFL TOTALS

		DEFENSE										INTERCEPTIONS					FUMBLES REC				
Year Team	GP-GS	ST	AT	TT	Sks-Yds	Tkl/Ls	QB Prs	PBU	FF	No	Yds	Avg	Lg	TD	No	Yds	Avg	Lg	TD		
2011 Carolina.....	12-12	14	6	-	20	1.0(0)	0(0)	4	0	0	0	0	0.0	0	0	1	0	0.0	0	0	
2012 New England.....	1-0	0	0	-	0	0.0(0)	0(0)	0	0	0	0	0	0.0	0	0	0	0	0.0	0	0	
Houston.....	3-0	0	1	-	1	0.0(0)	0(0)	5	0	0	0	0	0.0	0	0	0	0	0.0	0	0	
2013 Houston.....	16-0	9	12	-	21	0.0(0)	0(0)	0	0	0	0	0	0.0	0	1	0	0.0	0	0	0	
2014 Dallas.....	13-0	10	10	-	20	1.0(-13)	3(-6)	7	0	1	0	0	0.0	0	0	0	0.0	0	0	0	
2015 Dallas.....	2-0	3	2	-	5	0.0(0)	0(0)	1	0	0	0	0	0.0	0	0	0	0.0	0	0	0	
Totals.....	47-12	36	31	-	67	1.0(-13)	3(-6)	17	0	1	0	0	0.0	0	2	0	0.0	0	0	0	
Playoffs																					
2014 Dallas.....	1-0	0	1	-	1	0.0(0)	0(0)	0	0	0	0	0	0.0	0	0	0	0.0	0	0	0	

DARREN McFADDEN

20 • Running Back

6-1 • 220 • 8/27/87

Arkansas • UFA (Oak) for '15

NFL: 9th Year • Cowboys: 2nd Year

Games/Starts: 2015-16/10; Career-99/73

Postseason: 2015-0/0; Career-0/0



PRO: After losing DeMarco Murray in 2015 free agency, the Dallas Cowboys called upon Darren McFadden to fill the shoes for the 2014 NFL rushing leader. McFadden came to Dallas after a seven-year career with the Oakland Raiders. The Raiders had their sights set high on McFadden, drafting him in the first round (fourth overall) of the 2008 NFL Draft. The Dallas Cowboys drafted McFadden's collegiate running-mate later that same round with the selection of Felix Jones with the 22nd pick. McFadden left Oakland as the club's sixth-best rusher, totaling 4,247 yards while placing eighth all-time with 25 touchdowns and fourth with 1,038 carries. He began his Cowboys career as a reserve back but took over the starting role for the final 10 games of the season. He flourished in the starting spotlight, finishing the year with a career-high 239 carries and his second 1,000-yard season (1,089, second in his career and fourth in the league in 2015). Through his career, he has rushed for 100-or-more yards 18 times and rushed for 100 yards in back-to-back games four times. McFadden is also a proven threat to catch the ball out of the backfield, hauling in 251 passes for 2,097 yards and five touchdowns.

TRANSACTION SUMMARY:**3/13/15:** Signed with Dallas as an unrestricted free agent through 2016.**3/15/14:** Signed a one-year contract with Oakland.**4/26/08:** Drafted in the first round (fourth overall) by Oakland.**2015:**

- Played in all 16 games (starting 10) for just the second time in his career and finished fourth in the league with 1,089 yards (second in his career) on a career-high 239 carries with three touchdowns. Also caught 40 passes for 328 yards.
- Ninth in the NFL, fourth among running backs with 1,417 yards from scrimmage.
- Made his Dallas debut in the season opener against the N.Y. Giants (9/13) and rushed six times for 16 yards and caught one pass for 19.
- Against Atlanta (9/27) rushed six times for 35 yards with his first rushing score as a Cowboy.
- Was forced to handle kick return duties after Lance Dunbar (knee) was sidelined in the second half and returned one for 23 yards. Added 10 runs for 31 yards.

- Rushed five times for 16 yards and caught a team-high (second in his career) nine passes for 62 yards against New England (10/11).
- Saw extended action with Joseph Randle (back) sidelined after his second carry at the N.Y. Giants (10/25) and rushed for a season-high 152 yards (fourth in his career) and a touchdown on 29 carries (tied for third) with a 5.2 yard-per-rush average. Added two catches for 10 yards.
- Earned his first start as a Cowboy and finished with 20 carries for 64 yards (3.2) while leading the team in receptions (six) and yards (49) against Seattle (11/1).
- For the second time in three games, topped 100 yards, finishing with 117 on 27 carries (4.3) against Philadelphia (11/8). It was his 15th career 100-yard game and 15th 20-carry game. Also topped 20 carries for the third straight time - the longest streak in his career. With both Cole Beasley (112) and Dez Bryant (104) topping 100 yards, it marked the first time since 1999 Dallas had two 100-yard receivers and a 100-yard rusher in a game.
- Notched his 16th career - third of the season - 100-yard outing, finishing with 129 yards on 29 carries (4.4), including a season-long 35-yarder, at Miami (11/22). His 29 carries tied for second in his career and marked his fourth game of the season with 20-plus carries to tie 2010 for the most in a season in his career.
- Rushed 10 times for 11 yards and caught four passes for a team-high 45 yards on Thanksgiving Day against Carolina (11/26). Topped 2,000 career receiving yards to become the 88th player in NFL history with at least 4,000 rushing yards and 2,000 receiving.
- Had the lone touchdown of the game, rushing 14 times for 53 yards and catching one six-yard pass at Washington (12/7).
- Logged his fourth 100-yard outing of the season (second-most in his career), rushing nine times for 111 yards at Green Bay (12/13). Had a team season-long run of 50 yards (tied for fifth in his career), then added a 45-yard burst (tied for ninth) to make him the first Dallas Cowboy to post two runs of 45-plus yards in a single game. Also topped 5,000 career rushing yards to become the 71st player in NFL history with 5,000 rushing yards and 2,000 receiving yards.
- Logged his fifth 100-yard game of the season - second-most in his career - rushing for 100 yards on 16 carries (6.3) against the N.Y. Jets (12/19). It was the fourth time in his career he had consecutive 100-yard outings, and he reached 200 carries on the season for the third time in his career.
- Rushed 19 times for 99 yards and caught one pass for -1 yard at Buffalo (12/27), giving him a single-season career-best 227 rushes.
- Rushed for 92 yards on 12 carries (7.7) to give him his second career 1,000-yard season. Also had five catches for 53 yards in the finale against Washington (1/3/16).

2014 (Oakland):

- Played in all 16 games for the first time in his career and logged 12 starts in his last season with Oakland, rushing for 534 yards and two touchdowns on 155 carries.
- Rushed for his first score of the season against Houston (9/14), then had a season-best 18 carries at New England (9/21).
- Posted 80 yards (season-high) on 14 carries against San Diego (10/12).
- Notched his last rushing score of the season on 14 carries for 48 yards against Arizona (10/19).

2013 (Oakland):

- Started seven of the 10 games he played, rushing for 379 yards and five touchdowns, missing six games due to injury (four, hamstring; two, ankle).
- In the season opener at Indianapolis (9/8), moved into 10th on the Raiders all-time rushing yards list, totaling 48 yards and a touchdown on 17 carries.
- Had a season-high 129 yards - with three runs of 20-or-more - on 19 carries (6.8) against Jacksonville (9/15).
- At Denver (9/23) became the second non-quarterback to throw a touchdown for the Raiders on a 16-yard toss to go with nine rushing yards and a touchdown.
- Suffered a hamstring injury against Washington (9/29) then returned at Kansas City (10/13) to rush 16 times for 52 yards.
- Against Pittsburgh (10/27) had 73 yards and two touchdowns on 24 carries to tie for ninth on the team's all-time touchdowns and rushing yards lists.

2012 (Oakland):

- Started all 12 games he played, missing four with an ankle injury and rushed for 707 yards and two touchdowns on 216 attempts. Also caught 42 passes for 258 yards with one score.
- Was voted a captain by his teammates.
- Had a career-best and club running back record 13 catches (second overall) for 86 yards in the opener against San Diego (9/10).
- Had the second-longest run of his career on a 64-yard scoring run against Pittsburgh (9/23), en route to his 10th career 100-yard game, rushing for 113 yards on 18 carries.
- Topped 3,000 yards for his career - the 12th player in team history - with his 114-yard performance at Kansas City (10/28).
- Returned from his four-game injury hiatus against Denver (12/6) and carried the ball 11 times for 52 yards.
- Added his 12th career 100-yard game (110) on a career-high tying 30 carries against Kansas City (12/16).

2011 (Oakland):

- Started all seven games played, missing the final nine with a foot injury but was among league rushing leaders through the first seven games. Rushed for 614 yards on 113 carries (5.4) with four touchdowns.
- Rushed for 150 yards on 22 carries (6.8) with three runs of 20-plus in the opener at Denver (9/12).
- Totaled 143 scrimmage yards with two touchdowns at Buffalo (9/18), tying a career-high with seven catches for 71 yards and one score. Rushed for 72 yards and a touchdown on 20 carries.
- Took home AFC Offensive Player of the Week and FedEx Ground Player of the Week honors against the N.Y. Jets (9/25) after rushing for a career-best 171 yards (ninth in team history) on 19 carries (9.0) with two scores. Had a career-long 70-yard scoring run in the second quarter.

2010 (Oakland):

- Started a career-high 13 games, missing three games due to injury (two, hamstring; one, toe), and rushed 223 times for 1,157 yards (fifth in Raiders history) and seven touchdowns.
- Became the first Raider since 1997 to post six 100-yard games in a season and named FedEx Ground Player of the Week twice.

- Led the NFL with nine runs of 30-plus yards and was second on the team with 47 catches for 507 yards and three touchdowns.
- Had 150 yards of total offense in the opener at Tennessee (9/12).
- Rushed a career-high 30 times for 145 yards against St. Louis (9/19) then rushed for his second straight 100-yard game with 105 yards and a touchdown at Arizona (9/26).
- Missed games against San Diego (10/10) and at San Francisco (10/17) with a hamstring injury but returned at Denver (10/24) to earn AFC Offensive Player of the Week. Tied franchise records with four total touchdowns and 24 points, rushing for a then career-best 165 yards and three touchdowns on 16 carries. His fourth score was on a 19-yard reception.
- Notched his second straight 100-yard performance (second time this season with back-to-back 100-yard efforts) with 111 yards on 21 carries against Seattle (10/31).
- Against Miami (11/28) caught a career-best seven passes for 63 yards.
- Had 209 scrimmage yards at Jacksonville (12/12) and scored three touchdowns, including one on a career-long 67-yard catch.
- Posted his sixth 100-yard game of the season with 119 yards on 20 runs against Denver (12/19).

2009 (Oakland):

- Started seven of the 12 games he played, finishing third on the team with 357 yards on 104 carries with one touchdown. Also caught 21 passes for 245 yards.
- Missed four games with a knee injury.
- Scored the game-winning touchdown on a five-yard run at Kansas City (9/20).
- Caught a season-best four passes for 43 yards at Dallas (11/26).
- At Denver (12/20) had season-highs for carries (12) and yards (74) with a season-long 28-yard burst.

2008 (Oakland):

- Played in 13 games with five starts as a rookie, placing second on the team with 499 yards on 113 carries and a team-best four rushing scores. Also placed second with 29 catches for 285 yards.
- Missed three games with a toe injury.
- Made his NFL debut in a start in the season opener against Denver (9/8) and had nine carries for 46 yards (5.1).
- Rushed for a season-best 164 yards (10th in Raiders history) on a season-high 21 carries and scored his first career touchdown on a 19-yard run at Kansas City (9/14). Also had a season-long run and was named FedEx Ground Player of the Week.
- Had two one-yard touchdown runs at Denver (11/23) for his first multi-score game.

COLLEGE:

- Won consecutive Doak Walker Awards and twice finished as a runner-up for the Heisman after setting numerous Arkansas school and Southeastern Conference records.
- In three collegiate seasons, rushed for 4,590 yards and 41 touchdowns on 785 carries (5.9) and caught 46 passes for 365 yards and two touchdowns. Also returned 38 kickoffs for 926 yards and a touchdown. Completed 14-of-22 passes for 205 yards and seven touchdowns.
- Amassed 5,881 all-purpose yards (154.8 per-game) with 44 overall touchdowns.
- Rushed for 100-plus yards in 22 (of 38) games, topping 1,000 yards in each of his three seasons to join Herschel Walker (1980-82) as the only SEC players to ever rush for more than 1,000 yards as a freshman, sophomore and junior.
- Had a school-record 1,830 rush yards in 2007 and won the Doak Walker award for the second time, joining Ricky Williams (1997-98) as the only players to win twice. Won his first as a sophomore - the first ever.

PERSONAL:

- Was a two-time all-state, all-area and all-south choice at Pulaski Oak Grove High School in North Little Rock, Ark.
- Was the only player from Arkansas to be named to the Parade All-American team in 2004, rushing for 1,965 yards and 27 touchdowns on 184 carries.
- He and his wife, Tanya, have three sons, Diesel, Darreus and Deuce, a stepson, Isreal and a stepdaughter, Rosie.

COMMUNITY:

- 2015-16 Dallas Cowboys U High School Camp.
- 2015 Served an early Thanksgiving meal at The Salvation Army.
- WrestleMania 32 week community event at Texas Scottish Rite Hospital for Children.
- 2016 The Salvation Army Disaster Relief for Garland tornado victims.
- 2016 Byron Nelson Pro-Am.
- 2016 Dirk Nowitzki Heroes Celebrity Baseball Game.
- Annual Team Holiday Hospital Visits.
- Kick Off Luncheon and Dallas Cowboys Family Cookbook benefiting Happy Hill Farm.
- Salvation Army Angel Tree Christmas Program.
- Make-A-Wish Foundation of North Texas.

McFADDEN'S NFL TOTALS

Year Team	GP-GS	RUSHING					RECEIVING				
		No	Yds	Avg	Long	TD	No	Yds	Avg	Long	TD
2008 Oakland.....	13-5	113	499	4.4	50	4	29	285	9.8	27	0
2009 Oakland.....	12-7	104	357	3.4	28	1	21	245	11.7	48	0
2010 Oakland.....	13-13	223	1,157	5.2	57l	7	47	507	10.8	67l	3
2011 Oakland.....	7-7	113	614	5.4	70t	4	19	154	8.1	26	1
2012 Oakland.....	12-12	216	707	3.3	64t	2	42	258	6.1	20	1
2013 Oakland.....	10-7	114	379	3.3	30	5	17	108	6.4	16	0
2014 Oakland.....	16-12	155	534	3.4	25	2	36	212	5.9	23	0
2015 Dallas.....	16-10	239	1,089	4.6	50	3	40	328	8.2	21	0
Totals	99-73	1,277	5,336	4.2	70t	28	251	2,097	8.4	67l	5

ADDITIONAL STATISTICS

Passing – 2008 (0-of-0, 1 sack/5 yards), 2010 (0-of-1), 2013 (1-of-1, 16 yards, 1 TD), 2014 (0-of-1), 2015 (0-of-1). **Totals: 1-of-4, 16 yards, 1 TD, 1 sack/5 yards, 83.3 rating.**
Kickoff Returns – 2014 (3 for 59 yards, 19.7); 2015 (1 for 23 yards).
Totals: 4 for 82 yards, 20.5.

SINGLE-GAME HIGHS

Carries – 30 vs. St. Louis, 9/19/10
 and vs. Kansas City, 12/16/12
Rushing Yards – 171 vs. N.Y. Jets, 9/25/11
Rushing Average – 10.3 at Denver, 10/24/10
Long Rush – 70t vs. N.Y. Jets, 9/25/11
Rushing Touchdowns – 3 at Denver, 10/24/10
Receptions – 13 vs. San Diego, 9/10/12
Receiving Yards – 86 at Jacksonville, 12/12/10
 and vs. San Diego, 9/10/12
Long Reception – 67t at Jacksonville, 12/12/10

McFADDEN'S 100-YARD RUSHING GAMES (18 TOTAL)

171 vs. N.Y. Jets, 9/25/11 (19 runs)	129 vs. Jacksonville, 9/15/13 (19 runs)	113 vs. Pittsburgh, 9/23/12 (18 runs)
165 at Denver, 10/24/10 (16 runs)	129 at Miami, 11/22/15 (29 runs)	111 vs. Seattle, 10/31/10 (21 runs)
164 at Kansas City, 9/14/08 (21 runs)	123 at Jacksonville, 12/12/10 (16 runs)	111 at Green Bay, 12/13/15 (nine runs)
152 at N.Y. Giants, 10/25/15 (29 runs)	119 vs. Denver, 12/19/10 (20 runs)	110 vs. Kansas City, 12/16/12 (30 runs)
150 at Denver, 9/12/11 (22 runs)	117 vs. Philadelphia, 11/8/15 (27 runs)	105 at Arizona, 9/26/10 (25 runs)
145 vs. St. Louis, 9/19/10 (30 runs)	114 at Kansas City, 10/28/12 (29 runs)	100 vs. N.Y. Jets, 12/19/15 (16 runs)

McFADDEN'S CAREER GAME-BY-GAME RUSHING

2008 (Oakland)					
Game	No	Yds	Avg	Long	TD
L-Den 9/8.....	9	46	5.1	10	0
W-@ KC 9/14.....	21	164	7.8	50	1
L-@ Buf 9/21.....	14	42	3.0	12	0
L-SD 9/28.....	7	20	2.9	8	0
L-@ NO 10/12.....	8	30	3.8	8	0
W-NYJ 10/19.....	8	39	4.9	15	0
L-@ Bal 10/29.....	INACTIVE/INJURED-Toe				
L-Atl 11/2.....	INACTIVE/INJURED-Toe				
L-Car 11/9.....	INACTIVE/INJURED-Toe				
L-@ Mia 11/16.....	3	13	4.3	8	0
W-@ Den 11/23.....	10	38	3.8	11	2
L-KC 11/30.....	7	13	1.9	7	0
L-@ SD 12/4.....	1	0	0.0	0	0
L-NE 12/14.....	12	46	3.8	12	1
W-Hou 12/21.....	12	46	3.8	14	0
W-@ TB 12/28.....	1	2	2.0	2	0
Totals	113	499	4.4	50	4

2009 (Oakland)					
Game	No	Yds	Avg	Long	TD
L-SD 9/14.....	17	68	4.0	11	0
W-@ KC 9/20.....	12	35	2.9	8	1
L-Den 9/27.....	12	45	3.8	15	0
L-@ Hou 10/4.....	6	-2	-0.3	5	0
L-@ NYG 10/11.....	INACTIVE/INJURED-Knee				
W-Phi 10/18.....	INACTIVE/INJURED-Knee				
L-NYJ 10/25.....	INACTIVE/INJURED-Knee				
L-@ SD 11/1.....	INACTIVE/INJURED-Knee				
L-KC 11/15.....	4	11	2.8	4	0
W-Cin 11/22.....	6	25	4.2	9	0
L-@ Dal 11/26.....	6	23	3.8	12	0
W-@ Pit 12/6.....	9	25	2.8	7	0
L-Was 12/13.....	8	21	2.6	7	0
W-@ Den 12/20.....	12	74	6.2	28	0
L-@ Cle 12/27.....	7	23	3.3	8	0
L-Bal 1/3/10.....	5	9	1.8	5	0
Totals	104	357	3.4	28	1

2010 (Oakland)					
Game	No	Yds	Avg	Long	TD
L-@ Ten 9/12.....	18	95	5.3	13	0
W-StL 9/19.....	30	145	4.8	30	0
L-@ Ari 9/26.....	25	105	4.2	33	1
L-Hou 10/3.....	12	47	3.9	23	0
W-SD 10/10.....	INACTIVE/INJURED-Hamstring				
L-@ SF 10/17.....	INACTIVE/INJURED-Hamstring				
W-@ Den 10/24.....	16	165	10.3	57t	3
W-Sea 10/31.....	21	111	5.3	49	0
W-KC 11/7.....	17	89	5.2	34	0
L-@ Pit 11/21.....	10	14	1.4	4	0
L-Mia 11/28.....	8	2	0.3	6	0
W-@ SD 12/5.....	19	97	5.1	20	1
L-@ Jac 12/12.....	16	123	7.7	51t	2

2010 (Oakland), cont.					
Game	No	Yds	Avg	Long	TD
W-Den 12/19.....	20	119	6.0	36	0
L-Ind 12/26.....	11	45	4.1	26	0
W-@ KC 12/1/11.....	INACTIVE/INJURED-Toe				
Totals	223	1,157	5.2	57t	7

2011 (Oakland)					
Game	No	Yds	Avg	Long	TD
W-@ Den 9/12.....	22	150	6.8	47	0
L-@ Buf 9/18.....	20	72	3.6	14	1
W-NYJ 9/25.....	19	171	9.0	70t	2
L-NE 10/2.....	14	75	5.4	41	0
W-@ Hou 10/9.....	16	51	3.2	20	0
W-Cle 10/16.....	20	91	4.6	24	1
L-KC 10/23.....	2	4	2.0	2	0
L-Den 11/6.....	INACTIVE/INJURED-Foot				
W-@ SD 11/10.....	INACTIVE/INJURED-Foot				
W-@ Min 11/20.....	INACTIVE/INJURED-Foot				
W-Chi 11/27.....	INACTIVE/INJURED-Foot				
L-@ Mia 12/4.....	INACTIVE/INJURED-Foot				
L-@ GB 12/11.....	INACTIVE/INJURED-Foot				
L-Det 12/18.....	INACTIVE/INJURED-Foot				
W-@ KC 12/24.....	INACTIVE/INJURED-Foot				
L-SD 1/1/12.....	INACTIVE/INJURED-Foot				
Totals	113	614	5.4	70t	4

2012 (Oakland)					
Game	No	Yds	Avg	Long	TD
L-SD 9/10.....	15	32	2.1	8	0
L-@ Mia 9/16.....	11	22	2.0	4	0
W-Pit 9/23.....	18	113	6.3	64t	1
L-@ Den 9/30.....	13	34	2.6	8	0
L-@ Atl 10/14.....	27	70	2.6	14	1
W-Jac 10/21.....	19	53	2.8	13	0
W-@ KC 10/28.....	29	114	3.9	28	0
L-TB 11/4.....	7	17	2.4	7	0
L-@ Bal 11/11.....	INACTIVE/INJURED-Ankle				
L-NO 11/18.....	INACTIVE/INJURED-Ankle				
L-@ Cin 11/25.....	INACTIVE/INJURED-Ankle				
L-Cle 12/2.....	INACTIVE/INJURED-Ankle				
L-Den 12/6.....	11	52	4.7	36	0
W-KC 12/16.....	30	110	3.7	19	0
L-@ Car 12/23.....	17	33	1.9	13	0
L-@ SD 12/30.....	19	57	3.0	8	0
Totals	216	707	3.3	64t	2

2013 (Oakland)					
Game	No	Yds	Avg	Long	TD
L-@ Ind 9/8.....	17	48	2.8	9	1
W-Jac 9/15.....	19	129	6.8	30	0
L-@ Den 9/23.....	12	9	0.8	5t	1
L-Was 9/29.....	5	29	5.8	14	0
W-SD 10/6.....	INACTIVE/INJURED-Hamstring				
L-@ KC 10/13.....	16	52	3.3	8	0

McFADDEN'S CAREER GAME-BY-GAME, CONT.

2013 (Oakland), cont.					
Game	No	Yds	Avg	Long	TD
W-Pit 10/27.....	24	73	3.0	19	2
L-Phi 11/3.....	5	12	2.4	5	0
L-@ NYG 11/10....	INACTIVE/INJURED-Hamstring				
W-@ Hou 11/17....	INACTIVE/INJURED-Hamstring				
L-Ten 11/24.....	INACTIVE/INJURED-Hamstring				
L-@ Dal 11/28.....	5	13	2.6	6	0
L-@ NYJ 12/8.....	INACTIVE/INJURED-Ankle				
L-KC 12/15.....	INACTIVE/INJURED-Ankle				
L-@ SD 12/22.....	4	8	2.0	5t	1
L-Den 12/29.....	7	6	0.9	5	0
Totals	114	379	3.3	30	5

2014 (Oakland)					
Game	No	Yds	Avg	Long	TD
L-@ NYJ 9/7.....	4	15	3.8	6	0
L-Hou 9/14.....	12	37	3.1	10	1
L-@ NE 9/21.....	18	59	3.3	10	0
L-Mia 9/28.....	11	40	3.6	12	0
L-SD 10/12.....	14	80	5.7	17	0
L-Ari 10/19.....	14	48	3.4	15	1
L-@ Cle 10/26.....	12	59	4.9	15	0
L-@ Sea 11/2.....	13	20	1.5	9	0
L-Den 11/9.....	7	14	2.0	6	0
L-@ SD 11/16.....	8	21	2.6	5	0
W-KC 11/20.....	12	29	2.4	7	0

L-@ S L 11/30.....	11	27	2.5	7	0
W-SF 12/7.....	4	5	1.3	3	0
L-@ KC 12/14.....	2	13	6.5	8	0
W-Buf 12/21.....	9	54	6.0	25	0
L-@ Den 12/28.....	4	13	3.3	4	0
Totals	155	534	3.4	25	2

2015 (Dallas)					
Game	No	Yds	Avg	Long	TD
W- NYG 9/13.....	6	16	2.7	8	0
W-@ Phi 9/20.....	10	31	3.1	9	0
L-Ati 9/27.....	6	35	5.8	10	1
L-@ NO 10/4.....	10	31	3.1	14	0
L-NE 10/11.....	5	16	3.2	7	0
L-@ NYG 10/25....	29	152	5.2	22	1
L-Sea 11/1.....	20	64	3.2	12	0
L-Phi 11/8.....	27	117	4.3	17	0
L-@ TB 11/15.....	17	32	1.9	7	0
W-@ Mia 11/22....	29	129	4.4	35	0
L-Car 11/26.....	10	11	1.1	8	0
W-@ Was 12/7.....	14	53	3.8	9	1
L-@ GB 12/13.....	9	111	12.3	50	0
L-NYJ 12/19.....	16	100	6.3	33	0
L-@ Buf 12/27....	19	99	5.2	28	0
L-Was 1/3/16.....	12	92	7.7	30	0
Totals	239	1,089	4.6	50	3

KELLEN MOORE

17 • Quarterback

6-0 • 200 • 7/12/89

Boise State • FA for '15

NFL: 5th Year • Cowboys: 2nd Year

Games/Starts: 2015-3/2; Career-3/2

Postseason: 2015-0/0; Career-0/0



PRO: The Dallas Cowboys signed quarterback Kellen Moore as a developmental quarterback who has experience in Offensive Coordinator Scott Linehan's system after spending the first two years of his career (2012-13) under Linehan in Detroit. Moore, a four-year veteran, was a collegiate standout for Boise State, setting multiple NCAA records for the Broncos in his four-year college career. He signed as an undrafted free agent with the Detroit Lions after the 2012 NFL Draft, spent all three years with the Lions as their third-string quarterback and was inactive for every game he was with the team. With the early season injury to Tony Romo in 2015, Moore was brought in to learn the offense and eventually got an opportunity to play, starting two games and seeing action in a third. He returns in 2016 with the hopes of taking over as the lead backup to Romo.

TRANSACTION SUMMARY:**11/12/15:** Re-signed to Dallas' practice squad and activated (12/2).**9/8/15:** Signed to Dallas' practice squad, activated (9/23) and waived (11/10).**9/5/15:** Released by Detroit.**5/10/12:** Signed with Detroit.**2015 (Detroit/Dallas):**

- Spent a majority of the year on Dallas' practice squad, but saw his first career action, playing in three games with two starts and completing 61-of-104 (58.7) passes for 779 yards with four touchdowns and six picks.
- Spent the offseason and preseason with Detroit but was released prior to the start of Week 1.
- Signed to Dallas' practice squad on Sept. 8 then signed to the active roster on Sept. 23 after Romo (clavicle) landed on Reserve/Injured-returnable.
- Made his NFL debut, stepping in for Matt Cassel at the beginning of the second quarter against the N.Y. Jets (12/19), and completed 15-of-25 passes (60.0) for 158 yards with one touchdown and three interceptions.
- At Buffalo (12/27) became the 39th player in team history to make a start at quarterback for the Dallas Cowboys and the 22nd to make the first start of his career. Threw for 186 yards with one interception on 13-of-31 (41.9) passes.
- Started the season finale against Washington (1/3/16) and passed for 435 yards with three touchdowns and two interceptions on 33-of-48 passing. It was the first 400-yard game by a Dallas quarterback since Romo's 506 against Denver (10/6/13). It was also the ninth time a Dallas passer topped 400 yards and Moore became the fifth different quarterback to reach the mark.

2014 (Detroit):

- Inactive for all 16 games as the third-string quarterback.

- **2013 (Detroit):**
Inactive for all 16 games as the third-string quarterback.
- **2012 (Detroit):**
Inactive for all 16 games as the third-string quarterback.
- **COLLEGE:**
In each of his seasons at Boise State, final totals in attempts, completions, passing yards, touchdowns, pass efficiency and total offense all ranked in the top-10 on school record lists. His 142 touchdown passes were second in NCAA FBS ranks, while his 14,667 passing yards ranked fifth, his 14,534 yards in total offense were eighth and his 8.85 yards-per-pass attempt were 12th. Started 52-of-53 games in his four-year career with the Broncos.
- Selected as the Mountain West Offensive Player of the Year in 2011, a finalist for the Maxwell Award (Outstanding Player) and a semifinalist for the Walter Camp Player of the Year Award after setting a Mountain West Conference season-record for touchdown passes with 43 and becoming the first player in NCAA Football Subdivision history to pass for over 3,000 yards and gain over 3,000 yards in total offense for the fourth-consecutive season.
- In 2010 was one of the four finalists for the Heisman Trophy, becoming the first Bronco to be invited to the ceremony after completing 273-of-383 passes (71.2) is the second-best in school history) for 3,845 yards and 35 touchdowns in his junior season.
- Named first team All-American by ESPN.com, Sports Illustrated and CBS Sports, finishing seventh in the Heisman Trophy race, during the 2009 season.
- In 2008 set the NCAA season record for the highest percentage of passes completed by a freshman (281-Of-405, 69.38 pct) and was named WAC Freshman of the Year and second team all-conference as the first freshman to ever start the season opener for the Broncos at quarterback, ranking 12th in the nation in passing efficiency (157.1).
- **PERSONAL:**
Lettered four times in both football and basketball at Prosser, Wash., High School.
- Finished his prep career completing 787-of-1,195 passes (65.9) for 11,367 yards and 173 touchdowns.
- Majored in communications at Boise State.
- He and his wife, Julie, have a daughter, Halle, and a son, Kyler.
- **COMMUNITY:**
2016 Dallas Cowboys U High School Camp.
- Annual Team Holiday Hospital Visits.
- Salvation Army Angel Tree Christmas Program.
- Make-A-Wish Foundation of North Texas.

MOORE'S NFL TOTALS

Year Team	GP-GS	PASSING							Long	Sacks	Rating
		Att	Cmp	Pct	Yds	Yds/Att	TD	Int			
2012 Detroit.....	0-0	INACTIVE/THIRD QUARTERBACK									
2013 Detroit.....	0-0	INACTIVE/THIRD QUARTERBACK									
2014 Detroit.....	0-0	INACTIVE/THIRD QUARTERBACK									
2015 Dallas.....	3-2	104	61	58.7	779	7.5	4	6	36	5/23	71.0
Totals	3-2	104	61	58.7	779	7.5	4	6	36	5/23	71.0

Year Team	RUSHING					SINGLE-GAME HIGHS				
	No	Yds	Avg	Long	TD	Attempts	Yards	Touchdowns	Interceptions	Completion Pct.
2012 Detroit.....	INACTIVE/THIRD QUARTERBACK					48 vs. Washington, 1/3/16				
2013 Detroit.....	INACTIVE/THIRD QUARTERBACK					33 vs. Washington, 1/3/16				
2014 Detroit.....	INACTIVE/THIRD QUARTERBACK					435 vs. Washington, 1/3/16				
2015 Dallas.....	2	-1	-0.5	0	0	3 vs. Washington, 1/3/16				
Totals	2	-1	-0.5	0	0	68.8 vs. Washington, 1/3/16				
						100.6 vs. Washington, 1/3/16				

ALFRED MORRIS

46 • Running Back

5-10 • 222 • 12/12/88

Florida Atlantic • UFA (Was)-'16

NFL: 5th Year • Cowboys: 1st Year

Games/Starts: 2015-16/16-Was; Career: 64/64

Postseason: 2015-1/1; Career-2/2



PRO: The Dallas Cowboys signed Alfred Morris to pair with Darren McFadden and first round draft pick Ezekiel Elliott in the backfield for the 2016 season, giving the Cowboys rushing attack a stable of talented and experienced runners. Morris was originally drafted in the sixth round (173rd overall) by Washington, and made an immediate impact on his team and the league, rushing for a Redskins club-record 1,613 yards and a club rookie-record 13 touchdowns on team rookie-best 335 carries. Morris topped 1,000 yards in each of his first three pro seasons and has Washington's all-time top rushing average at 4.4 yards-per-clip. Through four years in Washington, Morris rushed for 4,713 yards and 29



touchdowns on 1,078 carries, starting all 64 games of his career. Morris' yardage total of 4,713 is the second-most in the league over that span - 2012-15 - trailing only Adrian Peterson, who accumulated 4,923 yards over those four seasons. Additionally, he has 13 career 100-yard games - fifth in Redskins history - including one 200-yard performance. Morris' physical running style and experience running behind a zone-blocking scheme make him an excellent compliment to McFadden and Elliott in the Cowboys backfield, and will increase the productivity of a Dallas rushing attack that ranked in the top-10 in 2015.

TRANSACTION SUMMARY:

3/22/16: Signed with Dallas as an unrestricted free agent through 2017.

4/28/12: Drafted in the sixth round (173rd overall) by Washington.

2015 (Washington):

- Started all 16 games for the fourth consecutive season, rushing 202 times for 751 yards and a touchdown, adding 10 receptions for 55 yards out of the backfield.
- Rushed 25 times for 121 yards (4.8) against Miami (9/13) in the season opener, including four runs of 10-plus yards.
- Rushed 17 times for 62 yards against Philadelphia (10/4), had 92 yards on 15 runs against New Orleans (11/15).
- Gained 84 yards on 14 carries against Buffalo (12/20), including a season-long 48-yard burst.
- Finished the season strong, rushing 19 times for 100 yards and six first downs with three rushes of 10-plus yards at Dallas (1/3/16).
- In the playoff loss to Green Bay (1/10/16), rushed 11 times for 50 yards with three first downs.

2014 (Washington):

- Earned his second consecutive Pro Bowl berth, becoming the first Redskins running back selected to consecutive Pro Bowls since Stephen Davis in 1999-00, starting all 16 games for a third straight season and gaining 1,074 rushing yards on 265 carries while posting career highs in receptions (17) and receiving yards (155).
- Started at Houston (9/7), gaining 91 yards on 14 carries for a season-high 6.5 yards-per-carry.
- Gained 85 yards on 22 carries (3.9) with two touchdowns against Jacksonville (9/14) and eclipsed the 3,000-yard career rushing mark in his 34th career game, the fastest in team history.
- Recorded 12 carries for 63 yards with a touchdown against the N.Y. Giants (9/25), also matching his previous career highs in receptions (three) and receiving yards (27).
- Gained 73 yards and a touchdown on 18 rushing attempts in an overtime victory at Dallas (10/27).
- Gained 92 yards on 19 carries and matched his season high with two rushing touchdowns at Minnesota (11/2).
- Recorded 96 yards on 20 carries with a career-high 36 receiving yards on two catches against Tampa Bay (11/16).
- Had a season-high 125 rushing yards on 21 carries with one rushing touchdown at San Francisco (11/23).
- Gained 83 yards on 21 carries with one touchdown against Philadelphia (12/20), breaking the 1,000-yard mark and joining Stephen Davis (1999-2001) as the only players in team history to rush for 1,000 yards in three consecutive seasons.

2013 (Washington):

- Started all 16 games, rushing 276 times for 1,275 yards (4.6) with seven touchdowns, earning his first Pro Bowl nod as an alternate.
- Posted his eighth career 100-yard rushing game at Green Bay (9/15), carrying 13 times for 107 yards with a career-high 8.2 yards-per-carry.
- Started at Dallas (10/13) and rushed for 81 yards on 16 carries (5.1), scoring his third rushing touchdown of the season on a career-long 45-yard run in the third quarter.
- Carried the ball 25 times for 121 yards and added a touchdown against San Diego (11/3).
- Posted season highs in rushing attempts (26) and rushing yards (139) at Minnesota (11/7).
- Gained 88 yards on 24 carries and added a rushing touchdown against Dallas (12/22), becoming the 13th player in team history to rush for 20 career touchdowns with the Redskins.

2012 (Washington):

- Started all 16 games for Washington and rushed 335 times for 1,613 yards and 13 touchdowns, all team rookie records. His 1,613 rushing yards broke Clinton Portis' team record (1,516 in 2005) and were the third-highest total by a rookie in NFL history.
- Started at running back in his NFL debut in a season-opening win at New Orleans (9/9), finishing the game with 28 carries for 96 yards and the first two touchdowns of his career.
- Notched his first 100-yard rushing day with 113 yards on 21 carries (5.4) at Tampa Bay (9/30).
- Started against Atlanta (10/7), and had 115 yards on 18 carries. He joined Eric Dickerson as the only rookies in NFL history to rush for at least 75 yards in each of their team's first five games.
- Rushed 22 times for 120 yards (5.5) at the N.Y. Giants (10/21), earning Pepsi Rookie of the Week honors.
- Rushed for 113 yards on 24 carries (4.7) with one touchdown in a Thanksgiving Day win at Dallas (11/22).
- On Monday Night Football against the N.Y. Giants (12/3), rushed for 124 yards on 22 carries. With a 19-yard run in the first quarter, eclipsed 1,000 rushing yards for the season and became the first 1,000-yard rusher for the Redskins since Clinton Portis in 2008.
- Started against Baltimore (12/9) and notched his third straight 100-yard rushing day, registering 23 carries for 129 yards and a touchdown.
- Started in a division-clinching win against Dallas (12/30) and rushed 33 times for 200 yards with three touchdowns, all career highs. The 200-yard performance was a Redskins rookie record and the first by a Washington player since Gerald Riggs' team-record 221 yards against Philadelphia (9/17/89).
- In his first career playoff game against Seattle (1/6/13), rushed for 80 yards on 16 carries (5.0) in a loss.

COLLEGE:

- Left Florida Atlantic as the school's all-time leading rusher, finishing his career with 3,529 career rushing yards on 733 carries and 27 career rushing touchdowns, also school records, in 47 career games. Added 30 receptions for 300 yards and four receiving touchdowns in his career.
- Twice named the University and the Athletic Department's Male Student Athlete of the Year.
- As a senior finished second in the Sun Belt in rushing yards (1,186) and was named second-team All-Sun Belt.
- As a junior was 72 yards shy of becoming the first player in FAU history to post consecutive 1,000-yard seasons, finishing with 928.
- As a sophomore secured the Sun Belt rushing title and the school record with 1,392 rushing yards.
- Played in 11 games as a redshirt freshman and rushed seven times for 23 yards while posting 10 special teams stops.
- Redshirted as a true freshman.

PERSONAL:

- Played in two all-star games, including the East/West shrine game as a two-way player at Pine Forest, Fla., High School.

- As a senior rushed for 1,049 yards with 17 touchdowns while posting 147 tackles and five picks on defense.
- Earned his degree in exercise science and health promotion.

COMMUNITY:

- Fuel Up to Play 60 Spokesperson while with the Redskins.
- 2016 Taste of the NFL: The Ultimate Cowboys Tailgate Party benefiting North Texas Food Bank.
- 2016 Dallas Cowboys U High School Camp.

MORRIS' NFL TOTALS

Year Team	GP-GS	RUSHING					RECEIVING				
		No	Yds	Avg	Long	TD	No	Yds	Avg	Long	TD
2012 Washington.....	16-16	335	1,613	4.8	39t	13	11	77	7.0	20	0
2013 Washington.....	16-16	276	1,275	4.6	45t	7	9	78	8.7	17	0
2014 Washington.....	16-16	265	1,074	4.1	30	8	17	155	9.1	26	0
2015 Washington.....	16-16	202	751	3.7	48	1	10	55	5.5	12	0
NFL Totals.....	64-64	1,078	4,713	4.4	48	29	47	365	7.8	26	0
Playoffs											
2012 Washington.....	1-1	16	80	5.0	18	0	0	0	0.0	0	0
2015 Washington.....	1-1	11	50	4.5	19	0	0	0	0.0	0	0
Totals.....	2-2	27	130	4.8	19	0	0	0	0.0	0	0

SINGLE-GAME HIGHS

Carries – 33 vs. Dallas, 12/30/12
Rushing Yards – 33 vs. Dallas, 12/30/12
Rushing Average – 8.2 at Green Bay, 9/15/13
Long Rush – 48 vs. Buffalo, 12/20/15
Rushing Touchdowns – 3 vs. Dallas, 12/30/12
Receptions – 3, four times, last vs. New Orleans, 11/15/15
Receiving Yards – 36 vs. Tampa Bay, 11/16/14
Long Reception – 26 vs. N.Y. Giants, 9/25/14

MORRIS' CAREER GAME-BY-GAME RUSHING

2012 (Washington)					
Game	No	Yds	Avg	Long	TD
W-@NO 9/9.....	28	96	3.4	18	2
L-@SIL 9/16.....	16	89	5.6	29	0
L- Cin 9/23.....	17	78	4.6	13	1
W-@TB 9/30.....	21	113	5.4	39t	1
L- Atl 10/7.....	18	115	6.4	29	0
W- Min 10/14.....	16	47	2.9	15	1
L-@NYG 10/21.....	22	120	5.5	30	0
L-@Pit 10/28.....	13	59	4.5	12	0
L- Car 11/4.....	13	76	5.8	18	0
W- Phi 11/18.....	20	76	3.8	20	0
W-@Dal 11/22.....	24	113	4.7	16	1
W- NYG 12/3.....	22	124	5.6	19	0
W- Bal 12/9.....	23	129	5.6	29	1
W-@Cle 12/16.....	27	87	3.2	11	2
W-@Phi 12/23.....	22	91	4.1	14	1
W- Dal12/30.....	33	200	6.1	32t	3
Totals.....	335	1,613	4.8	39t	13

Playoffs

L- Sea 1/6/13.....	16	80	5.0	18	0
--------------------	----	----	-----	----	---

2013 (Washington)					
Game	No	Yds	Avg	Long	TD
L- Phi 9/9.....	12	45	3.8	15	1
L-@GB 9/15.....	13	107	8.2	32	0
L- Det 9/22.....	15	73	4.9	30t	1
W-@Oak 9/29.....	16	71	4.4	13	0
L-@Dal 10/13.....	16	81	5.1	45t	1
W- Chi 10/20.....	19	95	5.0	21	0
L-@Den 10/27.....	17	93	5.5	27	1
W- SD 11/3.....	25	121	4.8	26	1
L-@Min 11/7.....	26	139	5.3	26	0
L-@Phi 11/17.....	22	93	4.2	22	0
L- SF 11/25.....	14	52	3.7	12	0
L- NYG 12/1.....	11	26	2.4	11	1
L- KC 12/8.....	12	31	2.6	11	0
L-@Atl 12/15.....	18	98	5.4	37	0
L-@Dal 12/22.....	24	88	3.7	18	1
L-@NYG 12/29.....	16	62	3.9	19	0
Totals.....	276	1,275	4.6	45t	7

2014 (Washington)					
Game	No	Yds	Avg	Long	TD
L-@Hou 9/7.....	14	91	6.5	21	0
W- Jax 9/14.....	22	85	3.9	23	2
L-@Phi 9/21.....	23	77	3.3	12	0
L- NYG 9/25.....	12	63	5.3	20t	1
L- Sea 10/6.....	13	29	2.2	11	0
L-@Ari 10/12.....	13	41	3.2	9	0
W- Ten 10/19.....	18	54	3.0	14	0
W-@Dal 10/27.....	18	73	4.1	29	1
L-@Min 11/2.....	19	92	4.8	14t	2
L- TB 11/16.....	20	96	4.8	19	0
L-@SF 11/23.....	21	125	6.0	30	1
L-@Ind 11/30.....	17	67	3.9	21	0
L- STL 12/7.....	8	6	0.8	12	0
L-@NYG 12/14.....	14	49	3.5	14	0
W- Phi 12/20.....	21	83	4.0	28t	1
L- Dal 12/28.....	12	43	3.6	22	0
Totals.....	265	1,074	4.1	30	8

2015 (Washington)

Game	No	Yds	Avg	Long	TD
L- Mia 9/13.....	25	121	4.8	14	0
W- SIL 9/20.....	18	59	3.3	35	0
L-@NYG 9/24.....	6	19	3.2	7	0
W- Phi 10/4.....	17	62	3.6	16	0
L-@Atl 10/11.....	8	15	1.9	4	0
L-@NYJ 10/18.....	11	21	1.9	6	0
W- TB 10/25.....	6	5	0.8	5	0
L-@NE 11/8.....	4	10	2.5	4	0
W- NO 11/15.....	15	92	6.1	28	0
L-@Car 11/22.....	2	0	0.0	2	0
W- NYG 11/29.....	23	78	3.4	9	0
L- Dal 12/7.....	6	12	2.0	3	0
W-@Chi 12/13.....	11	24	2.2	5	1
W- Buf 12/20.....	14	84	6.0	48	0
W-@Phi 12/26.....	17	49	2.9	8	0
W-@Dal 1/3/16.....	19	100	5.3	23	0
Totals.....	202	751	3.7	48	1

Playoffs

L- GB 1/10/16.....	11	50	4.5	19	0
--------------------	----	----	-----	----	---

MARK NZEOCHA (nuh-ZAH-chuh)

53 • Linebacker

6-3 • 240 • 1/1/90

Wyoming • D7a for '15 (236th overall)

NFL: 2nd Year • Cowboys: 2nd Year

Games/Starts: 2015-2/0; Career-2/0

Postseason: 2015-0/0; Career-0/0



PRO: Mark Nzeocha was selected by the Dallas Cowboys with their first of three seventh round draft choices (236th overall) in the 2015 NFL Draft. Nzeocha, a German national from Neusitz, moved from his homeland to play college football at Wyoming. As a collegian, he amassed 207 tackles, 13.5 tackles for loss, 3.0 sacks, five forced fumbles, one fumble recovery, nine pass deflections and an interception while starting 26-of-39 games in four seasons as a Cowboy. He began his rookie season on Reserve/NFI, rehabbing a knee injury suffered in college. He returned to practice once eligible, was inactive for five of the last seven games, but did see action in two games. He will return healthy in 2016 and is expected to compete for time in the linebacker rotation while also adding strength, speed and size to the special teams units in Dallas.

TRANSACTION SUMMARY:

11/18/15: Activated from Reserve/NFI.

9/1/15: Placed on Reserve/NFI with a knee injury suffered in college.

5/2/15: Drafted in the seventh round (236th overall) by Dallas.

2015:

- Spent the first part of his rookie season on Reserve/NFI to rehab a knee injury suffered in his last college season, but was added to the active roster to play in two games late in the season.
- Returned to practice on Oct. 28 and activated from Reserve/NFI on Nov. 18.
- Was inactive for the first four games on the active roster, made his NFL debut on special teams against the N.Y. Jets (12/19) and played in the finale against Washington (1/3/16).

COLLEGE:

- Named Academic All-Conference for the third straight year, with a cumulative GPA of 3.41 in finance, and was named to the National Football Foundation and College Hall of Fame Hampshire Honor Society.
- Suffered a torn ACL against San Jose State on Oct. 18 and missed the remainder of the 2014 season, limiting his senior season to only seven games - all starts.
- Led the team in tackles at the time he suffered his injury, averaging 8.4 tackles-per-game (59 total), while also logging three tackles for loss, two sacks, two forced fumbles, a fumble recovery and five pass breakups.
- Named to the Academic All-Conference team for the second-straight season for his work in the classroom.
- Placed third on the team with a career-best 101 total tackles and tied for second with a career-high 10 tackles for loss while starting all 12 games as a junior.
- Named to the Academic All-Mountain West team for keeping a 3.24 GPA as a sophomore. Started the first two games of the season at safety and played in 10 contests, finishing with 32 tackles and a forced fumble.
- Played in 10 games and made five starts at a safety/linebacker spot as a freshman and totaled 15 tackles, one interception and two pass breakups.

PERSONAL:

- Attended FOS Ansbach High School in Germany, but with no football at his high school, he played club football for the Franken Knights Youth Team.
- Was also a member of the German National Team that played in the 2009 Junior World Championship in Canton, Ohio and was named to the all-tournament team.
- Majored in finance at Wyoming.

COMMUNITY:

- 2015 Rookie Club presented by UnitedHealthcare.
- 2015-16 Dallas Cowboys U High School Camp.
- 2015 Early Thanksgiving Day meal at The Salvation Army.
- WrestleMania 32 week community event at Children's Health Medical Center.
- 2016 Draft Day/Fan Appreciation Party.
- 2016 Dirk Nowitzki Heroes Celebrity Baseball Game.
- Annual Team Holiday Hospital Visits.
- Kick Off Luncheon and Dallas Cowboys Family Cookbook benefiting Happy Hill Farm.
- Salvation Army Angel Tree Christmas Program.
- Make-A-Wish Foundation of North Texas.


NZEOCHA'S COWBOYS TOTALS

Year Team	GP-GS	DEFENSE										INTERCEPTIONS					FUMBLES REC				
		ST	AT	TT	Sks-Yds	Tkl/Ls	QB	Prs	PBU	FF		No	Yds	Avg	Lg	TD	No	Yds	Avg	Lg	TD
2015 Dallas	2-0	0	0	0	0.0(0)	0(0)	0	0	0	0		0	0	0.0	0	0	0	0	0.0	0	0

DEJI OLATOYE (DAY-jee oh-lah-TOY-yay)

29 • Cornerback

6-1 • 205 • 7/20/1991
 North Carolina A&T • FA-'15
 NFL: 2nd Year • Cowboys: 2nd Year
 Games/Starts: 2015-5/2; Career-5/2
 Postseason: 2015-0/0; Career-0/0



PRO: The Dallas Cowboys signed Deji Olatoye off their practice squad following the release of Corey White from the active roster mid-season 2015 to see what the young cornerback could provide. Olatoye played in five games with two starts and showed flashes of his athleticism. Olatoye originally signed with the Baltimore Ravens as a rookie free agent following the 2014 NFL Draft. He looks to build off his limited experience to contribute on defense and special teams in 2016.

TRANSACTION SUMMARY:

- 9/5/15:** Released by Kansas City, signed to Dallas' practice squad (9/9) and activated (11/18).
- 9/3/14:** Released and signed to Kansas City's practice squad (10/8).
- 8/25/14:** Released and signed to Baltimore's practice squad (8/31).
- 5/12/14:** Signed with Baltimore as a rookie free agent.

2015 (Kansas City/Dallas):

- Went to training camp with the Chiefs, but was released (9/5) and signed to Dallas' practice squad (9/9) before being promoted to the active roster (11/18).
- Played in five games with two starts and posted 13 tackles, one breakup and an interception.
- Made his NFL debut, playing mainly on special teams, at Miami (11/22), then started his first career NFL game, stepping in for Morris Claiborne (hamstring) at Buffalo (11/27).
- Intercepted his first career pass while making his first career tackles, finishing with five at the Bills.
- In the season finale against Washington (1/3/16), again started in place of Claiborne and posted eight stops.

2014 (Baltimore/Kansas City):

- Signed as an undrafted free agent with Baltimore, but was released at the end of training camp and added to the Ravens practice squad (8/31) where he spent the first month of the season before being released and signing to Kansas City's practice squad (10/8).

COLLEGE:

- In 21 career games at North Carolina A&T tallied 78 tackles, five interceptions, 18 pass breakups and two fumble recoveries, playing both cornerback and free safety. Began his career at Colorado, posting 10 tackles and a breakup in 10 career games.
- As a senior in 2013, saw action in 11 games, posting 39 tackles, two interceptions and 11 breakups while helping to anchor a defense that allowed 277.9 total yards-per-game, including 187.6 passing, and just 16.8 points-per-contest.
- During his 2012 junior campaign, started all 12 games, producing 30 total tackles, seven passes defended, three interceptions and two fumble recoveries.
- As a sophomore at Colorado in 2011, tallied 10 tackles and a pass defended in four games played.
- Was a standout special teamer for the Buffaloes in 2010, producing six tackles, a forced fumble and three knockdown blocks on returns.
- Redshirted his true freshman campaign in 2009.

PERSONAL:

- Prepped at Dublin, Ohio, Scioto High School, where he was a three-year letterman who earned All-Central District Division II honors, posting 49 tackles and an interception returned for a touchdown his senior year.
- Set the school record in the high jump with a mark of 6-foot, 4-inches.
- Graduated with a degree in mass communications from Colorado.

COMMUNITY:

- 2015 Rookie Club presented by UnitedHealthcare.
- 2015 Early Thanksgiving Day meal at The Salvation Army.
- 2016 Dallas Cowboys U High School Camp.
- Salvation Army Angel Tree Christmas Program.
- Annual Team Holiday Hospital Visits.
- Make-A-Wish Foundation of North Texas.

OLATOYE'S COWBOYS TOTALS

Year Team	GP-GS	DEFENSE					INTERCEPTIONS					FUMBLES REC				
		ST	AT	TT	Yds	Tkl/ Ls	QB Prs	PBU	FF	No	Yds	Avg	Lg	TD	No	Yds
2015 Dallas	5-2	10	3	—	13	0.0(0)	0(0)	0	1	0	1	0	0.0	0	0	0

TONY ROMO

9 • Quarterback

6-2 • 230 • 4/21/80

Eastern Illinois • FA for '03

NFL: 14th Year • Cowboys: 14th Year

Games/Starts: 2015-4/4; Career-155/127

Postseason: 2015-0/0; Career-6/6



PRO BOWLS



PRO: In one of the more intriguing success stories in recent NFL history, Tony Romo ascended from the ranks of undrafted free agent - and three-year back-up quarterback - to a record setting, four-time Pro Bowl selection for the Dallas Cowboys. With 127 career regular season starts under his belt, Romo has re-written Cowboys passing records with his stellar and unique style of quarterback play. Elusive and instinctive in the pocket, he relies on a quick release, solid arm strength and excellent accuracy. His greatest asset may be his ability to see the field and find the open receiver - regardless of whether he is in a stationary position or eluding the pass rush. With a 78.49 regular season record as the Dallas starter, Romo signed with the Cowboys as an undrafted free agent in 2003, he made his first career start at the Carolina Panthers on Oct. 29, 2006, and, by December of that year, he became Dallas' first Pro Bowl quarterback since Aikman in 1996. Romo rose to prominence during a stretch in which six of his first 11 starts were nationally televised. In his first 10 regular season starts, he led the Cowboys to six victories and a playoff berth. He also led the NFL with 8.6 yards-per-pass attempt in 2006. His 95.1 quarterback rating as a first-time starter was the third-best in Cowboys history. He exceeded that mark with a 97.4 rating in 2007. After joining the Cowboys in 2003, Romo showed enough potential during training camp to become the third quarterback. He split time with Drew Henson as the backup quarterback in 2004 but became the primary backup quarterback behind Drew Bledsoe throughout 2005. He also was the holder for field goals and extra points from 2004 to 2006 and volunteered to hold again in 2009. He led the Cowboys to 13 wins in 2007 - tying the franchise record for victories in a season in his first season as the full-time starter. Along the way, he set then single-season club marks for touchdown passes (36), completions (335), yardage (4,211) and 300-yard games (seven). He first set a Dallas mark for consecutive games with a touchdown pass with 17 straight between 2006 and 2007 only to up it to 20 (2009-11) then to 38 (2012-14). His 2008 season was not as productive as 2007 after suffering a broken finger in his throwing hand at Arizona (10/12). Despite missing three games with the injury, Romo still threw for 300-or-more yards six times - second only to his seven from 2007 - while throwing for 3,448 yards - his second consecutive 3,000-plus yard season - to become the first quarterback with back-to-back 3,000-yard seasons since Troy Aikman (1995-97). Romo's third full season as a starter eclipsed his previous two as he became the first quarterback in club history to be on the field for every snap of the season. The 2009 season saw Romo set club records for attempts (550), completions (347), passing yards (4,483) and 300-yard games (eight) while throwing a career-low nine interceptions - tied for the fourth-fewest in a season in club history among quarterbacks with at least 300 attempts. He helped guide Dallas to an 11-5 record, the club's 17th NFC East Division title and Dallas' first playoff win since 1996. The 2009 season also saw Romo top 1,500 career attempts to make him eligible for career passing records. His season was cut short in 2010 as he suffered a broken left collarbone, which eventually landed him on Reserve/Injured on December 22, 2010. Before suffering the injury, Romo was well on his way towards another solid season completing 148-of-213 passes (69.5%) for 1,605 yards, 11 touchdowns and seven interceptions. At the time of his injury, he had a 94.9 quarterback rating that was sixth in the NFL and tops in the NFC. Romo's 2011 season was only a continuation of his progress. While working through a rib injury for most of the season that he suffered in the Week 2 matchup at San Francisco, Romo still finished the year with his third career 4,000-yard season (4,184) while also placing second in team record books with 31 touchdowns and 346 completions and third with 522 attempts. He threw for 300-or-more yards five times and had 11 multiple-touchdown games. Romo's passing numbers in 2012 only set a new ceiling for future Dallas quarterbacks as he set club records for attempts (648), completions (425) and passing yards (4,903). His 28 touchdowns also tied for fourth. Romo put together another impressive season in 2013 but missed the season finale with a back injury. In his 15 starts, Romo went 342-of-535 (63.9) for 3,828 yards, 31 touchdowns and 10 interceptions. His 31 scoring tosses marked the third time in his career and in team history a quarterback topped 30 touchdowns in a season. Along the way, he established a club record with 506 yards against Denver (10/6) and became only the fifth NFL quarterback with 500 yards and five touchdowns in a single game. Despite undergoing back surgery prior to the start of the 2014 season, Romo put together the most efficient season of his career. He started 15 games, missing one with an unrelated back injury, and led the league with club-records for completion percentage (69.9 - seventh in NFL history) and quarterback rating (113.2 - sixth) to earn his fourth career trip to the Pro Bowl. He also was the league leader in yard-per-attempt average with an 8.52. He threw for his fourth and the club's fourth 30-touchdown season, finishing with 34 and his fourth straight, seventh overall, 3,000-yard season (3,705). Along the way, Romo passed Troy Aikman as the Cowboys all-time passing yards leader, finishing the season with a career total of 33,270. He also had a club-record streak of consecutive games with a touchdown pass come to an end at 38 straight games while also extending his NFL record streak of road games with a scoring toss to 41. The 2015 season was a struggle for Romo as he twice broke his left collarbone, allowing him to play in only four games. Through his career, Romo tops club records for career 300-yard games (46), consecutive 300-yard games (3), 400-yard games (5), three-plus touchdown games (40), career multi-touchdown games (79), 100-plus rating games (66), career touchdowns (247), 20-plus touchdown seasons (7) and 4,000-yard seasons (4) to name a handful. For his career, Romo has completed 2,826-of-4,331 (65.3%) passes for 34,154 yards and a passer rating of 97.1 - third in NFL history. He has thrown a club-record 247 career scoring passes against 117 interceptions. He ranks first in club history in passing yards and is second in attempts and completions.

TRANSACTION SUMMARY:

- 12/25/15: Placed on Reserve/Injured with a fractured collarbone.
- 9/22/15: Placed on Reserve/Injured-Designated to return with a fractured collarbone.
- 3/29/13: Signed a six-year contract extension with Dallas through 2019.
- 12/22/10: Placed on Reserve/Injured with a fractured collarbone.

10/30/07: Signed a seven-year contract extension with Dallas through 2013.

8/31/06: Signed a one-year contract with Dallas.

5/20/05: Signed a one-year contract with Dallas.

5/1/03: Signed with Dallas as a rookie free agent.

2015:

- Was limited to playing in only four games, suffering a broken collarbone twice during the season. The first landed him on Reserve/Injured-returnable, while the second inevitably put him on Reserve/Injured. In four games, he completed 83-of-121 (68.6) passes for 884 yards with five touchdowns and seven interceptions while winning three games.
- Opened the season against the N.Y. Giants (9/13) with his 24th career fourth quarter come-from-behind win, completing 80.0% (36-of-45) of his passes for 356 yards with three touchdowns and two interceptions. Led Dallas on a 72-yard game-winning drive, completing five-of-six passes and topping it off with an 11-yard scoring pass to Jason Witten.
- Completed 18-of-27 passes (66.7) for 195 yards before a sack/fumble knocked him from the game with a fractured clavicle at Philadelphia (9/20).
- Placed on Reserve/Injured-Designated to Return and missed the next seven games before being activated on Nov. 21 for the game at Miami (11/22).
- Returned at the Dolphins to help Dallas snap a seven-game skid, completing 18-of-28 (64.3) passes for 227 yards with two touchdowns and two interceptions. Passed Aikman (16,521) for the most road passing yards in team history and added to his team-high with his 79th career multi-touchdown game. Passed Randall Cunningham (4,289) for 40th in attempts in NFL history and upped his streak to an NFL-record 20 straight games with a completion percentage of 60.0-or-better.
- Had a touchdown toss to Dez Bryant - the 50th scoring hookup between the two, the most between a quarterback and receiver in team history. Aikman/Michael Irvin had the previous high - 49.
- Went 11-of-21 for 106 yards with three interceptions before a clavicle injury suffered in the third quarter forced him from the game against Carolina (11/26) on Thanksgiving Day.
- He was inactive for the next three games but was put on season-ending Reserve/Injured for the final two.

2014:

- Despite undergoing back surgery in the offseason, started all 15 games he played, missing one with a non-related back injury, and had the most efficient season of his career. Established club records and led the league with a 69.9 completion percentage (seventh in league history) and 113.2 quarterback rating (sixth in league history). Completed 304-of-435 passes for 3,705 yards with 34 touchdowns to only nine interceptions.
- Fourth in the league in touchdowns, tied for the eighth-fewest interceptions, 14th in yards, 16th in completions and 23rd in attempts.
- Selected to his fourth Pro Bowl and earned AP second-team All-NFL honors.
- Took home NFC Offensive Player of the Month honors (December), finishing the month a perfect 4-0, completing 83-of-111 passes for a league-best 74.8 completion percentage for 987 yards with a league-high 12 touchdowns, just one interception and a league-high 133.7 rating.
- Completed 23-of-37 passes for 281 yards with one touchdown and three interceptions in the opener against San Francisco (9/7). Moved into 38th in NFL history with 29,849 passing yards and 52nd with 3,812 pass attempts. Improved his club record streak of games with a touchdown to 29 - seventh in NFL history and third active. Tied Jim Hart for 30th in league history with 209 career touchdown passes.
- In the win at Tennessee (9/14), completed 19-of-29 passes for 176 yards with a touchdown - his 30th consecutive game with a passing score, the longest streak in club history, tied for the sixth-longest in NFL history and the second-longest active streak. Also reached 30,000 career passing yards - second Cowboys quarterback to reach the mark and the 38th NFL passer. Reached it in 138 career games to tie the 16th-fastest. Along with his 210 touchdowns, is the 31st passer in NFL history with 30,000 passing yards and 200 touchdowns.
- Led Dallas from a 21-0 first half deficit to a 34-31 win - tying the biggest come-from-behind win (biggest non-overtime) in franchise history at St. Louis (9/21). Threw for 217 yards and two touchdowns with one interception on 18-of-23 passes. It was his 21st career come-back win. Added a 16-yard scramble on third-and-13 to keep the drive that led to the go-ahead touchdown alive. Extended his club record streak of consecutive games with a touchdown to 31 and his NFL record of consecutive road games with a touchdown to 35.
- Completed 22-of-29 passes (75.9) for 262 yards, three touchdowns and a rating of 137.4 in the win over New Orleans (9/28). Became the second Cowboy (Aikman) to reach 2,500 career completions and improved his club record streak of games with a passing touchdown to 32. Had a career-long run of 21 yards.
- Completed 28-of-41 passes (68.3) for 324 yards - his first 300-yard game of the season and the 45th of his career - with two touchdowns and an interception in the overtime win against Houston (10/5). Improved his streak of games with a passing touchdown to 33 while giving him his 69th career multi-touchdown game.
- Threw for 250 yards and a pair of touchdowns with a 110.2 rating on 21-of-32 passes in the win at Seattle (10/12). Upped his club-record streak of games with a touchdown pass to 34 and his NFL-record streak of consecutive road games with a scoring toss to 36.
- Against the N.Y. Giants (10/19) was 17-of-23 (73.9) for 279 yards with three touchdowns, one interception and a 135.7 rating. Passed Staubach for the second-most starts in franchise history (115) and notched his 59th career game (fourth of the season) with a rating over 100.0. Improved his streak of consecutive games with a touchdown pass to 35 while upping his franchise-best to 71 games with multiple touchdowns. Logged his 34th career three-touchdown game and finished the second half nine-of-nine - the fourth perfect half of his career.
- Left the game against Washington (10/27) in the third quarter with a back injury, but returned in the fourth to finish the game 17-of-28 for 209 yards with one touchdown while being sacked five times. Extended his club-record streak of games with a touchdown pass to 36 - tied for fifth in NFL history. Passed John Brodie for 35th on the NFL's all-time passing yards chart and jumped Jim Hart for 34th on the completions chart. Became the second Cowboys passer (Aikman) to reach 4,000 career pass attempts.
- Missed the game against Arizona (11/2) with a back injury but returned at Jacksonville (11/9) in London to complete 74.1% (20-of-27) of his passes for 246 yards with three touchdowns, no interceptions and a 138.8 rating. Upped his club-record streak of games with a touchdown to 37 and his NFL record of consecutive games with a road touchdown to 37. Registered his 72nd career multi-touchdown game and his 35th game with three-or-more. Logged his club-record 40th career game with a completion percentage over 70 and his 60th career game with a rating above 100.0.
- In the comeback win at the N.Y. Giants (11/23), completed 18-of-26 (69.2) passes for 275 yards with four touchdowns, no interceptions and a rating of 143.4. Orchestrated his 23rd career fourth quarter comeback win

and improved his streak of games with a passing touchdown to 38 and road games with a score to 38. Logged his 73rd career multi-touchdown game, his 36th with three-or-more and ninth career four-touchdown game. His 143.4 rating was a season-high, fifth in his career and the 61st time he topped 100.0.

- Completed 18-of-29 (62.1) passes for 199 yards with two interceptions while being sacked four times. Did not throw a touchdown for the first time in the previous 39 games, snapping his club-record streak of games with a touchdown pass (38).
- Completed a season-best 80.8% (21-of-26) passes with three touchdowns, 205 yards no interceptions and a rating of 138.0 (second-highest this season). Extended his NFL record of consecutive road games with a touchdown pass to 39 while logging his 74th career multi-touchdown game and his 37th with three-or-more. It was his seventh game this season (62nd in his career) with a rating above 100.0 - tied for fifth in team history - and his fifth above 135.0 to tie Steve Young (1993) and Peyton Manning (2013) for the NFL season record. His 80.8 completion percentage was his fourth-highest and fifth time above 80.0. Moved into 29th on the league's all-time passing attempts list.
- Led Dallas on three straight touchdown drives to open the game at Philadelphia (12/14), finishing 22-of-31 (71.0) passing for 265 yards, three touchdowns and a 129.1 rating. Topped 3,000 passing yards on the season for the seventh time in his career and a club-record fourth straight. Extended his NFL record of consecutive road games with a touchdown to 40. Topped 20 passing scores on the season for the fourth straight season - the only quarterback in team history with four straight 3,000-yard/20-touchdown seasons. Posted his 75th career multi-touchdown game and 38th with three-or-more. Topped a 100.0 rating for the eighth time on the season and completed at least 70.0% of his passes for the sixth time, 42nd in his career. Became the first quarterback in NFL history with four consecutive road games with three touchdowns and no interceptions.
- In his 150th career appearance, became the team's all-time leading passer and helped the club clinch the NFC East after completing a club-record 90.0% (18-of-20) passes for 218 yards, four touchdowns and a personal-best 151.7 rating. Hit Jason Witten on a 25-yard touchdown to pass Troy Aikman (32,942) as the team's passing yards leader. It was his NFL-record sixth game with a rating above 135.0 as he completed a club single-game record (second overall) 16 consecutive passes. His four touchdowns marked his 10th career four-touchdown game, his 39th with three-plus and his 76th with multiple scores. It was his third straight game with three-or-more - the third time in his career he accomplished that feat. Topped 30 scores on the season for the fourth time in his career and fourth time in club history.
- Threw for 299 yards and two touchdowns while suffering his first interception on the road this season on 22-of-34 passing for a 100.0 rating in the season-ending win at Washington (12/28). Extended his NFL-record streak of road games with a touchdown pass to 41, hit the 100.0 rating for the 10th time this season to tie his number from 2007 for the most in team history. Completed at least 60.0% of his passes in each game this season. Passed Steve Young for 29th on the all-time passing yards chart, Steve McNair for 28th on the completions chart and Rich Gannon for 42nd on the attempts chart.
- In the Wild Card Playoff Game against Detroit (1/4/15), led Dallas to a 24-20 win after trailing 14-0 in the first quarter, tying the second-biggest postseason comeback win in franchise history. Completed 19-of-31 (61.3) passes for 293 yards, a 114.0 rating with two touchdowns, including a 76-yard scoring toss for the fourth-longest completion in team postseason history. Led Dallas on an 11-play, 59-yard fourth quarter drive that culminated in an eight-yard game-winning touchdown pass to Terrance Williams with 2:32 remaining.
- Established team postseason single-game records for completion percentage (78.9) and rating (143.6), completing 15-of-18 passes for 191 yards with touchdowns in the Divisional Playoff Game at Green Bay (1/11/15).

2013:

- Started 15 games, missing the finale with a back injury, and was fifth in the NFL in touchdowns (31), eighth in rating (96.7), ninth in completion percentage (63.9), 12th in yards (3,828), 13th in completions (342) and 14th in attempts (535).
- Notched his third 30-touchdown season while his 10 interceptions were the third-lowest figure in his career.
- Opened the season against the N.Y. Giants (9/8) completing 36-of-49 passes for 263 yards with two touchdowns, one interception and a rating of 90.8. Improved his season-opening record to 5-2 and extended his streak of consecutive games with a touchdown pass to 14.
- Threw for 298 yards on 30-of-42 passing with one touchdown at Kansas City (9/15). Extended his streak of games with a touchdown to 15.
- In the win over St. Louis (9/22), had a 137.2 rating - eighth-highest rating and 50th game with a rating of 100.0-or-better - completing 17-of-24 passes for 210 yards and three touchdowns.
- Completed 27-of-37 passes and two touchdowns with 244 yards and a 108.4 rating at San Diego (9/29). It was his 51st game with a rating above 100.0 while also extending his touchdown streak to 17 games. Reached 185 career touchdown throws to pass Mark Brunell (184) for 46th in NFL history.
- Established a club record and became the 15th player in NFL history to top 500 yards with 506 against Denver (10/6). Also threw five touchdowns to become the fifth player to throw for 500 yards and five touchdowns in a game. Finished the game completing 25-of-36 passes with one interception and a 140.0 rating. The interception came on his 36th attempt, snapping a streak of 174 straight attempts without a pick for the second-longest streak in team history.
- Threw for 170 yards on 18-of-30 passing with one touchdown and an interception. Also extended his streak of consecutive games with a touchdown to 19 - second in his career and team history.
- In the win at Philadelphia (10/20), started his 100th career game and completed 28-of-47 (59.6) of his passes for 317 yards, one touchdown and two interceptions. Completed 2,262-of-3,478 passes for 27,485 yards and 189 touchdowns through 100 starts to place first in completions and yards, third in touchdowns and fourth in attempts among quarterbacks through 100 starts who started their career in the Super Bowl era. Tied his club record of consecutive games with a touchdown pass (20).
- Finished the game at Detroit (10/27) 14-of-30 for 206 and three touchdowns with a 102.9 rating. Passed Craig Morton (27,908) and Ken Stabler (27,938) for 51st in passing yards (27,953) and gave him the club record for consecutive games with a touchdown pass (21). His 195 career touchdowns passed Bob Griese (192) and Stabler (194) for 43rd in NFL history and he notched his 53rd career 100-rating game.
- Against Minnesota (11/3) completed 34-of-51 passes for 337 yards with two touchdowns and an interception. His 51 attempts tied for fourth in his career, his 34 completions tied for seventh, and it was his 43rd 300-yard game. Passed Jeff George (2,298) and Jim Harbaugh (2,305) for 45th in league history in completions, and passed Terry Bradshaw (27,989) and Ron Jaworski to crack the top-50 in passing yards. Reached 20 touchdowns on the season - extending his club-high.
- Completed just 10-of-28 (41.7) passes for 128 yards and a touchdown at New Orleans (11/10) and extended his club record of consecutive games with a touchdown pass to 23.

- At the N.Y. Giants (11/24) completed 23-of-28 passes for 250 yards, two touchdowns and an interception. Extended his club record of consecutive games with a touchdown pass to 24 and became the 37th NFL quarterback to reach 200 career touchdown passes.
- In the Thanksgiving Day win over Oakland (11/28), completed 71.9% (23-of-32) of his passes for 225 yards with one touchdown. Went 12-of-12 through the second half for the third perfect half of his career.
- Completed just 11-of-20 passes for 104 yards with three touchdowns and a 109.2 rating at Chicago (12/9) to extend his club record of consecutive games with a touchdown to 26. Upped his career total of multi-touchdown games to 64.
- Finished the Green Bay (12/15) game completing 29-of-48 (60.4) passes for 358 yards with two touchdowns and two interceptions. Has 44 career 300-yard games and the 358 yards was eighth. Topped 500 attempts and 300 completions for the fifth time in his career and extended his consecutive games with a touchdown pass to 27.
- Led the team from a nine-point fourth quarter deficit to a 24-23 victory at Washington (12/22) despite injuring his back in the fourth quarter. Completed 17-of-27 passes (63.9%) for 226 yards, two touchdowns and an interception. Upped his club record of consecutive games with a touchdown pass to 28 and topped 30 touchdowns (31) on the season for the third time in his career and in team history.
- Was Inactive/Injured (back) for the finale against Philadelphia (12/29).

2012:

- Started all 16 games for the second straight season - fourth overall - and threw for a club-record 4,903 yards while also setting club records for attempts (648) and completions (425) with 28 touchdowns - tied for fourth.
- Was second in the league in completions, third in attempts and yards, fifth in completion percentage (66.3), sixth in touchdowns and 10th in quarterback rating (90.5).
- Completed 22-of-29 passes for 307 yards with three touchdowns and an interception for a 129.5 rating in the opener at the N.Y. Giants (9/5). Upped his career completions total to 1,694 to move into third place in team history while his three touchdowns upped his club-best figure of three-score games to 25. His 129.5 rating was the 44th game in his career with a rating above 100.0 to tie Aikman for the most in team history.
- Went 23-of-40 for 251 yards with a touchdown at Seattle (9/16). His scoring toss was the 153rd of his career to tie Roger Staubach for third in franchise history.
- Against Chicago (10/1) tied his single-game career-high with five interceptions while finishing 31-of-43 for 307 yards with a touchdown. Upped his club record of 300-yard games to 33 while moving into third (past Staubach) on the club's all-time passing touchdowns list with 154.
- Completed 25-of-36 passes for 261 yards with two touchdowns and an interception at Baltimore (10/14). Upped his career passing touchdown total to 156 to pass Danny White for second in team history while giving him his 50th career multi-touchdown game - a club record.
- Earned his 50th career win as a starter at Carolina (10/21), finishing 24-of-34 for 227 yards and a touchdown. Opened the game with nine consecutive completions and became just the fourth Cowboys quarterback with 50 wins, joining Staubach, White and Aikman.
- Established a club record with 62 attempts, placed second with 36 completions while passing for a then career-best (third in team history) 437 yards against the N.Y. Giants (10/28). It was his second career 400-yard outing and 34th career game with more than 300 passing yards.
- Extended his club record of 300-yard games to 35, throwing for 321 yards on 25-of-35 passes with one touchdown and a 109.3 rating at Atlanta (11/4). His 35 completions were then tied for third in franchise history.
- Finished with a 122.1 rating, completing 19-of-26 passes for 209 yards with two touchdowns at Philadelphia (11/11). It was his 51st career multiple-touchdown game and his 46th career game with a rating above 100.0 - a club record.
- Went 35-of-50 (70.0%) for 313 yards with one touchdown while being sacked a career-high seven times against Cleveland (11/18). His 50 attempts tied for fourth in his career, seventh in a game in franchise history, while his 35 completions tied for third in his career and in franchise history. He also moved past White (2,950) and Staubach (2,958) for second in attempts (2,986) in franchise history.
- On Thanksgiving Day against Washington (11/22), established a then career-high with 441 yards (third in team history), tied his career-high with 62 attempts and had his second-highest completions figure (37 - second in team history) along with three touchdowns. Had a career-long 85-yard touchdown toss which tied the ninth-longest completion in franchise history. His 441 yards gave him his second 400-yard day of the season, third of his career - both club records. His three touchdowns also tied Aikman for the club record (165).
- In the come-from-behind win against Philadelphia (12/2), completed 81.5% of his passes (22-of-27) for 303 yards, with three touchdowns and a career-best rating of 150.5. His three scoring tosses gave him 168 for his career to break a tie with Aikman for the club record of career touchdown passes. His 81.5 completion percentage was the third-highest of his career and fifth in club history. He upped his club record of 100.0 rating games to 47 while his 300-yard game marked the seventh of the season and 38th of his career. Finished the second half 10-of-10 for 169 yards with three touchdowns while completing 12 consecutive passes (two from the first half).
- Completed 25-of-43 (58.1%) passes for 268 yards with one touchdown and an interception in the come-from-behind win at Cincinnati (12/9). Topped 500 attempts on the season for the fourth time in his career - seventh in team history - while establishing a club single-season record for completions (349). Completed five straight passes to open the game, and with 12 consecutive to finish the previous game, set a club mark for consecutive completions (17). Also led Dallas to its second consecutive comeback win, giving him 17 career come-from-behind wins, upping his club record. Reached 20 touchdown passes for the fifth time in his career and became the second Cowboy (Aikman) to top 2,000 career completions.
- In the overtime win against Pittsburgh (12/16), completed 71.4% (30-of-42) of his passes for 341 yards, two touchdowns and a 111.3 rating to mark his fifth come-from-behind win of the season and 18th of his career. Established a single-season club record with 568 attempts while his 341 yards gave him his fourth career 4,000-yard season and his club-record tying eighth 300-yard game of the season. Upped his career passing yards total to 25,103 to become the 64th quarterback in NFL history to reach 25,000 yards.
- Threw for 416 yards, four touchdowns and a rating of 123.8 on 26-of-43 attempts against New Orleans (12/23). Established a single-season club record for passing yards (4,685) while becoming the first Cowboy to top 4,500 yards in a season. It was his third 400-yard outing of the season and fourth of his career - both club records - while also setting a club record with his ninth game of 300-plus yards.
- Finished the season finale at Washington (12/30) completing 20-of-37 passes for 218 yards with two touchdowns and three interceptions. Established the single-season club record for passing yards at 4,903, pass attempts (648) and completions (425) while his 28 touchdown tosses tied for fourth.

2011:

- Finished the season with 4,184 yards - his third career 4,000-yard season and the third time in club history a passer topped 4,000 yards. He also had the second spot in team record books and in his career with 31 touchdown passes while completing 346-of-522 passes. His 66.28 completion percentage for the year was a personal best and was second in franchise history.
- Opened the season at the N.Y. Jets (9/11) 23-of-36 for 342 yards with two touchdowns and an interception. His first quarter touchdown pass extended his club record streak of consecutive games with a scoring pass to 19 while his 342 yards improved his club record of 300-yard games to 27.
- In the come-from-behind overtime win at San Francisco (9/18), threw for 345 yards and two touchdowns on 20-of-33 attempts despite suffering a rib injury early in the first quarter. Played the entire first half, missed most of the third quarter but returned to tie the game and ultimately win in overtime.
- Against Detroit (10/2) had season-highs in attempts (47), completions (34) and touchdowns (three) while throwing for 331 yards, his third 300-yard game of the season and 29th of his career.
- Completed 27-of-41 passes for 317 yards with one touchdown and an interception for an 87.1 rating at New England (10/16). It was his 30th career 300-yard outing, and he topped 18,000 career passing yards to become the fourth Dallas quarterback and 12th active NFL passer to reach the mark.
- Completed 18-of-35 passes for 203 yards with one touchdown and an interception at Philadelphia (10/30). Moved into fourth place in team history in career attempts by passing Don Meredith (2,308).
- Had a 112.2 quarterback rating, completing 19-of-31 passes for 279 yards with two touchdowns and no interceptions or sacks against Seattle (11/6). Became the fourth quarterback in team history to top 1,500 passes.
- Against Buffalo (11/13) established a club record by completing 88.5% (23-of-26) of his passes for 270 yards with three touchdowns and a rating of 148.4. Became the fourth Dallas passer to top 19,000 career passing yards and set a club-best with his 21st game with three-or-more touchdown passes. Opened the game by completing 13 straight passes to tie the longest streak of his career and third-longest streak in franchise history.
- In the overtime win at Washington (11/20), threw three touchdown passes and no interceptions with 292 yards on 23-of-37 passes. It was his third straight game without an interception to tie the second-longest streak of his career. His quarterback rating of 113.8 was his third consecutive game with a rating over 100.0 - the fourth such streak in his career.
- On Thanksgiving Day against Miami (11/24), completed 22-of-34 passes for 226 yards with two touchdowns and two interceptions. His two touchdown throws gave him 21 on the season for his fourth 20-plus touchdown season, tying him with White for the most in franchise history. He also passed 3,000 yards for the fourth time in his career to tie Aikman for the second-most in club history. His first interception snapped a streak of 128 straight passes without a pick.
- Finished the game against the N.Y. Giants (12/11) with a 141.3 quarterback rating, his highest in a loss. Threw four touchdowns with no interceptions on 21-of-31 attempts for 321 yards. He topped 20,000 yards for his career to become the fourth Cowboys quarterback and 14th active passer to reach that mark. He did it on 2,497 attempts, the second-fewest among active quarterbacks behind Ben Roethlisberger (2,490). It was his sixth career game with four touchdown passes to tie Meredith for second in club history.
- Notched his eighth game of the season with a rating over 100.0, finishing the game at Tampa Bay (12/17) with a 133.9 by completing 23-of-30 passes for 249 yards and three touchdowns. Also added a rushing score.
- Attempted just two passes before leaving a hand injury on the first possession of the game against Philadelphia (12/24).
- Despite being sacked a season-high six times in the season finale at the N.Y. Giants (1/1/12), completed 29-of-37 passes for 289 yards with two touchdowns and an interception. Finished with a 106.0 rating to give him his ninth game of the season with a 100.0-plus rating.

2010:

- Suffered a fractured left collarbone against the N.Y. Giants (10/25) and was eventually placed on Reserve/Injured on December 22 due to the injury.
- Prior to the injury, completed 148-of-213 passes (69.5%) for 1,605 yards, 11 touchdowns and seven interceptions. At the time of his injury, had a 94.9 quarterback rating that was sixth in the NFL and tops in the NFC.
- Combined with his output prior to the injury, Dallas' offense amassed 5,828 total yards for the seventh-highest yardage output in franchise history. Dallas also topped the 4,000 passing yard mark for the third time in four years with the third-most in club history (4,042).
- Completed 31-of-47 passes for 282 yards with one touchdown for an 89.1 quarterback rating at Washington (9/12). With his touchdown pass, extended his streak of consecutive games with a touchdown pass to 13 to break a tie with Meredith (1965-66) and Staubach (1977-78) for the third-longest streak in club history (17-Romo, 2006-07 and 16-Aikman, 1993-94).
- Threw for 374 yards against Chicago (9/19) to give him the then second-most single-game passing yards in his career behind the 392 he had at the N.Y. Giants (12/6/09). His 51 attempts were the second-most of his career behind the 55 at the N.Y. Giants (12/6/09) and his 34 completions were third behind his 41 at the N.Y. Giants (12/6/09) and 35 at Detroit (12/9/07). With his touchdown pass, extended his streak of consecutive games with a touchdown pass to 14.
- Extended his streak of consecutive games with a touchdown to 15, third-longest streak in team history, with his two touchdown tosses to Roy Williams at Houston (9/26). Finished 23-of-30 for 284 yards with a 76.7 completion percentage and a 127.8 quarterback rating, both season-highs.
- Completed 31-of-46 passes for 406 yards, three touchdowns - including a season-long 69-yard touchdown toss - and three interceptions against Tennessee (10/10). His 406 yards marked a then career-high and the first time he eclipsed 400 passing yards in a game. It was the first time a Dallas quarterback crossed the 400-yard mark since Aikman threw for 455 against Minnesota (11/26/98). Romo's 406 tied Meredith (at Washington, 11/13/66) for the third-most passing yards by a quarterback in a game in franchise history as he became just the third different Cowboys passer to eclipse 400 yards in a game. His three touchdown passes extended his streak of consecutive games with a touchdown pass to 16 to tie Aikman for the second-longest streak in franchise history and marked his 18th career game with three-or-more touchdown passes, breaking a tie with Staubach for the second-most games with three-or-more touchdowns. Romo's 406 yards also upped his club record of career 300-yard outings to 26, while his 46 pass attempts gave him 2,031 for his career - the fifth Dallas passer to reach 2,000 career attempts. His 406 passing yards and Felix Jones' 109 rushing yards marked the first time in club history that Dallas had a 400-yard passer along with a 100-yard rusher in a game.
- Threw three touchdowns at Minnesota (10/17) to extend his streak of consecutive games with a touchdown pass to 17, tying his club record as well as give him 19 career games with three-or-more touchdown passes - good for second in team history. Finished the game with 220 yards on 24-of-32 passes and two interceptions and rushed three times for 31 yards.

- Suffered a fractured left clavicle in the second quarter against the N.Y. Giants (10/25) and missed the remainder of the game. Was five-of-seven for 39 yards and one touchdown prior to the injury. His touchdown pass extended his streak of consecutive games with a touchdown pass to a club record 18.
 - Was inactive for the remaining eight games before landing on Reserve/Injured.
- 2009:**
- Finished his third season as a full time starter eighth in the NFL in passer rating (97.6), third in yards (4,483), fifth in attempts (550), seventh in completions (347), 10th in touchdown passes (26) and 12th in completion percentage (63.1) taking every snap at quarterback for the first time in his career.
 - Set single-season career-bests in completions (347), attempts (550), yards (4,483), quarterback rating (97.6) and interceptions (nine).
 - In the season opener at Tampa Bay (9/13), set then career-highs in passing yards (353), and long pass completion with an 80-yard touchdown toss to Patrick Crayton. Also threw a 66-yard touchdown pass to Roy Williams for the fifth-longest pass completion of his career. His 353 passing yards also increased his club record of career 300-yard games to 17 and marked his third straight 300-yard outing on opening day. He became the first quarterback in club history to win the first three season-openers of his starting career.
 - Finished with 127 passing yards on 13-of-27 completions with one touchdown and three interceptions against the N.Y. Giants (9/20) in the AT&T Stadium debut. His quarterback passer rating of 29.6 marked the second-lowest of his career. He added one rush for a three-yard touchdown.
 - In the thrilling overtime win at Kansas City (10/11), completed 20-of-34 passes for a 351 yards with two touchdowns. Finished with a quarterback rating of 113.7 and completion percentage of 58.8. Had a long completion of 60 yards which came in overtime on the game-winning pass to Miles Austin.
 - Finished with 311 passing yards - marking back-to-back 300-yard games - on 21-of-29 attempts with three touchdowns against Atlanta (10/25). His back-to-back 300-yard games marked the third of his career and his third 300-yard game of the season, tying the third-most 300-yard games in a season in club history. His 72.4 completion percentage and 141.6 quarterback rating both marked season-highs, while the quarterback rating was the third-highest of his career behind 148.9 (against Tampa Bay, 11/23/06) and 141.7 (at Philadelphia, 11/4/07). He also did not throw an interception at Kansas City and again against Atlanta, marking just the second time in his career he had back-to-back games without an interception.
 - Completed 21-of-36 passes for 256 yards with three touchdowns and no interceptions against Seattle (11/1). His three touchdown passes marked the third time this season and the 16th time of his career he had three-or-more touchdowns in a game - the third-most by a Cowboys quarterback. He finished with a quarterback rating of 108.1 marking his third straight game with a rating over 100.0 - his second-longest streak of games with a rating over 100.0 (seven in 2007). Also completed passes to 10 different receivers - the first Cowboys quarterback to do so since Chad Hutchinson on 12/15/02.
 - At Philadelphia (11/8) threw for 307 yards - his 20th career 300-yard outing and fourth of the season, the third-most in team history - on 21-of-34 completions with one touchdown, one interception and a rating of 88.7. His streak of attempts without an interception came to an end in the third quarter and snapped the longest streak of his career at 143 straight attempts.
 - In his 50th career start, against Oakland (11/26), completed 18-of-29 passes for 309 yards with two touchdowns. It marked his 21st career 300-yard game and fifth of the season - the third-most in a season in club history. It was also his third 300-yard game on Thanksgiving Day - the most by any Cowboys quarterback. His 12 Thanksgiving Day touchdown passes are second in team history behind Danny White's 14.
 - Completed 41-of-55 passes for 392 yards to establish then single-game personal bests for attempts, completions and yards at the N.Y. Giants (12/6). His 74.5 completion percentage was the best of his season. He threw three touchdowns for the fourth time this season. It was his sixth 300-yard game of the season to tie the second-most in a season in club history, and 22nd of his career. His 55 attempts ranked second in team history behind Aikman's 57 against Minnesota (11/26/98), while his 41 completions set a club record.
 - Against San Diego (12/13) was 19-of-30 for 249 yards with two touchdowns and a rating of 111.7 - his third straight game with a rating over 100.0, the second such streak this season. His two touchdown passes gave him nine straight games with a touchdown - the third-longest streak of his career.
 - Led the team to a 24-17 win over the previously undefeated Saints (12/19), completing 22-of-34 passes for 312 yards with one touchdown and no interceptions. Finished with a passer rating of 104.0 - his fourth consecutive game of a passer rating over 100.0, his eighth of the season and 30th of his career. With his one touchdown pass, he logged a touchdown in 10 consecutive games for the third-longest streak of his career. It also marked four straight games without an interception - then the longest streak of his career. He upped his total to 156 consecutive passes without an interception, then the longest streak of his career. Also upped his club record of 300-yard games to 23 and reached seven 300-yard games on the season tying his club record set in 2007.
 - In the playoff-clinching win at Washington (12/27), completed 25-of-38 passes for 286 yards with one touchdown and one interception - snapping his interception-free streak at four consecutive games and after attempting 167 passes for the longest streak of his career and the third-longest in team history. His one touchdown toss marked his 11th consecutive game with a touchdown pass for the third-longest streak of his career. His 286 yards allowed him to pass 4,000 yards on the season (4,127), his second 4,000-yard season and the second-most in team history behind his 4,211 in 2007.
 - Led the team to the NFC East Division title, completing 24-of-34 passes for 311 yards and two touchdowns with one interception against Philadelphia (1/3/10). Finished with a rating of 106.4, his ninth game of the season with a rating over 100.0 - the second-most in a season in his career. His two touchdown passes gave him a touchdown pass in 12 consecutive games - the second-longest streak of his career, tying Meredith (1965-66) and Staubach (1977-78) for the third-longest streak in team history. His 311 passing yards upped his club record of career 300-yard games to 24 and was his eighth of the season - a single-season club record.
 - Threw for 244 yards on 23-of-35 attempts with two touchdowns and a 104.9 passer rating in the Wild Card Game against Philadelphia (1/9/10). His 244 passing yards upped his career playoff passing total to 634 to pass Meredith (551) and Craig Morton (630) for the fourth-most in team history, while his 23 completions gave him 58 for his career - also good for fourth in franchise history passing Meredith (38) and Morton (49).
 - Was 22-of-35 for 198 yards with one interception for a quarterback rating of 66.1 in the Divisional Playoff loss at Minnesota (1/17/10). Was sacked a postseason career-high six times.
- 2008:**
- Finished his second season as a full-time starter eighth in the NFL in passer rating (91.4), sixth in touchdown passes (26), 12th in yards (3,448), 15th in completions (276) and 16th in completion percentage (61.3) and attempts (450), playing in 13 games after breaking a finger in his throwing hand in Week 6.
 - Threw for 300-or-more yards six times - second-most in a season in club history behind his seven in 2007.

- In the season-opening win at Cleveland (9/7), completed 24-of-32 passes for 320 yards - his 11th career 300-yard outing - with one touchdown and an interception.
- Threw for 300 yards for the 12th time in his career and second consecutive outing with 312 in the home-opening win against Philadelphia (9/15). Completed 21-of-30 passes to move into seventh in club annals with 919 career attempts with three touchdowns - the first was a then career-long 72-yarder to Terrell Owens.
- Became the sixth Cowboys quarterback to eclipse 8,000 career passing yards and moved past Steve Pelluer (922) for sixth on the club's all-time pass attempts list after completing 17-of-30 passes for 260 yards, one touchdown and an interception at Green Bay (9/21).
- Against Washington (9/28) completed a season-high 28 passes on a season-high 47 attempts for 300 yards - his third 300-yard game of the season, 13th of his career - to tie him with Aikman for the most 300-yard games in a career in club history.
- Finished the game against Cincinnati (10/5) with a quarterback rating of 106.2, completing 14-of-23 passes for 176 yards with three touchdowns and an interception. Became the sixth club passer to reach 1,000 career attempts, finishing the game with 1,019 for his career.
- Established a club record with his 14th career 300-yard game, throwing for 321 yards - his fourth of the season, second in club single-season history - before fracturing his pinkie finger on his throwing hand in the overtime loss at Arizona (10/12).
- Returned to the field (pinkie injury) as the starter at Washington (11/16) and led the team to a 14-10 win, completing 19-of-27 passes for 198 yards with one touchdown and two interceptions. His 198 yards gave him 9,001 for his career to become the sixth signal caller in club history to top 9,000 career passing yards. His 19 completions gave him 702 for his career - fifth in club annals.
- Threw for a season-high 341 yards - his fifth 300-yard performance of the season and 15th of his career - on 23-of-39 passes with three touchdowns against San Francisco (11/23). Surpassed 2,000 yards on the season for the second consecutive year to become the first Cowboys passer to do so since Aikman had three (1997-99). His 75-yard touchdown pass to Owens established a then career-long pass.
- In the Thanksgiving Day win over Seattle (11/27), led Dallas on four scoring drives on each of its first four possessions. Finished with three touchdown throws for the sixth time this season which also tied the third-most on Thanksgiving Day. His 331 yards were the fourth-most by a Dallas quarterback on Thanksgiving Day and his sixth 300-yard game of the season, 16th of his career.
- Threw for 244 yards on 20-of-30 passing with two touchdowns against the N.Y. Giants (12/14). His 244 yards gave him 10,127 for his career to become the sixth quarterback in franchise history to pass the 10,000-yard mark. It also gave him his second consecutive 3,000-yard season.
- Completed 24-of-45 passes for 252 yards with two touchdowns and two interceptions against Baltimore (12/20) - the final game at Texas Stadium. His 252 yards allowed him to move into fifth all-time in club history with 10,379 and his two touchdowns gave him 81 for his career - good for fifth as well.

2007:

- In his first full season as a starter, turned in the most prolific year by any Dallas quarterback in club history to date and led Dallas to a club-record tying 13-3 record.
- Earned his second consecutive Pro Bowl selection and was the NFC's starting signal caller in Hawaii.
- Finished the 2007 season as the NFC's top rated passer (fifth in the NFL) with a rating of 97.4, the third-best single-season rating in club history.
- Established Dallas single-season records for touchdown passes (36), passing yardage (4,211), completions (335), 300-yard games (seven), and his completion percentage of 64.4% was the sixth-highest single-season mark in team history.
- Led the NFC in touchdown passes (second in the NFL) and yards-per-attempt (8.10 - second in the NFL). Was second in the NFC in yards (third in the NFL) and third in completion percentage (ninth in the NFL).
- Dating back to 2006, set a then club record with at least one touchdown pass in 17 consecutive games.
- In the season-opening win over the N.Y. Giants (9/9), completed 15-of-24 passes for a then career-high 345 yards and four touchdowns with one interception. His 345 passing yards allowed him to become the third Dallas quarterback (Meredith - 1963 and Vinny Testaverde - 2004) to throw 300-or-more yards in consecutive games (had 321 yards in the 2006 season-finale against Detroit). Each one of his 15 completions went for at least 10 yards and his yards-per-attempt average of 14.38 was the third-highest single-game average by a Dallas signal caller in club history. Also added his first career rushing touchdown on a nine-yard keeper.
- At Chicago (9/23) not only notched the then second-most passing yards in his career (329), but also helped Dallas achieve a 3-0 record to start the season for the first time since 1999. Hit on 22-of-35 passes for 329 yards with two touchdowns and one interception. Romo's performance enabled him to reach 3,501 career passing yards - joining Kurt Warner (3,559) and Marc Bulger (3,534) - as the only Super Bowl era quarterbacks to pass for more than 3,500 yards in their first 13 career starts.
- In completing 21-of-33 passes for 339 yards and three touchdowns against the Rams (9/30), became the 10th Cowboys quarterback to surpass 4,000 career passing yards. His 59-yard touchdown ball to Crayton was the then longest completion of Romo's career. The performance marked his then second-highest passing yardage total for a single game and the sixth 300-yard outing of his career. Also tied the club record for 300-yard games in a season with three.
- At Buffalo (10/8) battled back from a turnover-plagued game, throwing a career-high five interceptions with one fumble to finish the game strong and lead the team to victory on a last-chance drive to set up the winning field goal. In going 29-of-50 for 309 yards and two touchdowns, notched his third-consecutive 300-yard game, giving him the longest streak among Cowboys passers all-time, while also allowing him to become the franchise's all-time leader in 300-yard games in a season with four. His two touchdowns (32) helped him overtake Drew Bledsoe (30) for seventh place in team history for career touchdown passes.
- In the first half of the victory over Minnesota (10/21), completed 28-of-32 passing attempts (87.5%) for 231 yards and one touchdown and finished the day with 31 completions on 39 attempts for 277 yards and a rating of 104.8. His 31 completions established a then single-game career-high. Reached 370 career completions to pass Eddie LeBaron (359) for ninth place in team record books. His 277 passing yards raised his career total to 4,887 and move past Bledsoe (4,803) for the ninth-most passing yards in club history.
- By completing 20-of-25 passes for 324 yards in the win at Philadelphia (11/4), racked up a completion percentage of 80.0%, marking the best single-game completion percentage of the season - second-best of his career. Also threw three touchdown passes with one interception. Was his eighth career 300-yard day (third-most in club history) and fifth of the season. Became the ninth quarterback in team history to reach 5,000 career passing yards.
- In the 31-20 win at the N.Y. Giants (11/11), completed 20-of-28 passes (71.4%) for 247 yards and four touchdowns. Was the third time in his career that he has thrown at least four touchdown passes (the second time this season).

- Against Washington (11/18) completed 22-of-32 passes for 293 yards and four touchdowns to Owens with one sack and one interception. Was the sixth time in his career with at least three touchdown passes in a game - the second time he has had four-or-more. Became the first quarterback in team history to throw four touchdowns in back-to-back games.
- In completing 19-of-30 passes for 309 yards and four touchdowns against Green Bay (11/29), raised his season total for touchdown passes to 33 and broke White's previous club mark of 29 (1983). His four touchdown passes also gave him the Dallas single-season record for games with at least four touchdown passes (four) - previous mark was held by Meredith (three) in 1966.
- At Detroit (12/9) completed 35-of-44 passing attempts for 302 yards and a pair of touchdowns to spark Dallas' last-minute come-from-behind 28-27 victory that clinched the club's first division title since 1998. Established a team record for consecutive games of throwing at least one touchdown pass (17) - Aikman (16) in 1993-94. Logged his seventh consecutive game with a passer rating above 100.0 - the fifth-longest streak since the passer rating system was implemented in 1973. His 35 completions were a then single-game career-best and set a club record.
- Against Philadelphia (12/16) experienced his worst career passer rating (22.2) as a starter to date and completed 13-of-36 passes for 214 yards with three interceptions. Also ended a club record streak of 17 straight games in which he had thrown at least one touchdown pass.
- At Carolina (12/22) completed 28-of-42 passes for 257 yards with one touchdown and one interception. Set a Cowboys record for passing yardage in a single season with 4,125 - eclipsing the previous mark of 3,980 that was held by White (1983). The 10-yard touchdown pass to Owens raised Romo's single-season record for touchdown passes to 36.
- In the playoff loss to the N.Y. Giants (1/13/08), Romo's second career postseason game, completed 18-of-36 passes for 201 yards, one touchdown and an interception.

2006:

- After completing 69.6 percent of his passes in four preseason games, Romo's storybook regular season in 2006 had a familiar beginning - on the bench as the backup quarterback to Bledsoe.
- His role changed at halftime of the sixth game, a Monday night loss to the N.Y. Giants (10/23) at Texas Stadium. Romo replaced Bledsoe as the starter in the third quarter, beginning a whirlwind journey that ended with a Pro Bowl selection on December 19.
- Became the sixth Cowboys quarterback to make the Pro Bowl, and the first since Aikman in 1996.
- His 95.1 quarterback rating was the third-highest in club history, behind Staubach's 104.8 in 1971 and Aikman's 99.0 in 1993. It also ranked fifth in the NFL and third in the NFC.
- In his 10 regular season starts, completed 204-of-310 passing attempts (65.8) for 2,641 yards and 16 touchdowns with 10 interceptions for a 96.2 rating.
- The Cowboys went 6-4 in the regular season when Romo started.
- Became the first Dallas starting quarterback to throw for more than 220 yards in his first eight career starts, a streak that was snapped in the loss to Philadelphia (12/25).
- Closed the year first in the NFL with 8.6 yards-per-passing attempt.
- Finished second in the NFL with a 65.28 completion percentage and a 5.6 touchdown percentage.
- His completion percentage was the third-best in club history, behind Aikman's 69.13 in 1993 and Aikman's 65.29 percent in 1991. Also threw for more than 250 yards in three consecutive games, becoming the first Cowboys quarterback to accomplish that feat since Aikman did it in the first four games in 1993.
- Behind Romo's emergence, the Cowboys had one of the most productive and efficient offensive seasons in club history, scoring 425 points (26.6 points-per-game), fourth in the NFL, the most by the Cowboys since 1995, and the fourth-most by the Cowboys since the NFL went to a 16-game schedule in 1978.
- Dallas was second in the NFL with a 48.8 third down efficiency, the club's highest rating since 1980.
- Dallas averaged 360.8 total yards-per-game, fifth in the NFL in 2006 and the most by Dallas since 1995.
- The Cowboys produced two 1,000-yard receivers (Owens and Terry Glenn) and a 1,000-yard rusher (Julius Jones) in the same season for just the second time in team history.
- Before his first start in 2006, saw significant action in the fourth quarter of the win against Houston (10/15). Completed his first career pass attempt to Sam Hurd for a 33-yard gain. His second pass resulted in a two-yard touchdown by Owens.
- Replaced Bledsoe to start the second half in the Monday night loss to the N.Y. Giants (10/23) and completed 14-of-25 passes for 227 yards, two touchdowns and three interceptions. His second passing touchdown was a 53-yard pass to Crayton, the Cowboys second-longest completion of the season.
- In the nationally televised Sunday night win at Carolina (10/29), made his first start and led the team to a 35-14 victory. Went 24-of-36 passing for 270 yards, one touchdown, one interception and was sacked twice with an 86.6 quarterback rating. Became the 13th quarterback in Dallas history to earn a victory in his starting debut. His 270 passing yards were the second-most by a Cowboys quarterback who won his first start.
- In his second career start, at Washington (11/5), was 24-of-36 passing for 284 yards with no interceptions and threw for two touchdowns for the third week in a row.
- In the 27-10 win at Arizona (11/12), was named NFC Offensive Player of the Week after posting a 126.8 rating. Completed 20-of-29 passes for 308 yards and two touchdowns. Was the first 300-yard game of Romo's career. Extended his streak of consecutive passes without an interception to 94 and threw a touchdown for the fourth straight game. In the second half, was 10-of-10 passing for 144 yards and a touchdown.
- In the 21-14 win over previously undefeated Indianapolis (11/19), threw for 226 yards and completed 19-of-23 passes, an 82.6 percent completion rate, the third-best in club history. A first quarter interception snapped his streak of consecutive passing attempts without an interception at 98.
- In the Thanksgiving Day win over Tampa Bay (11/23), completed 22-of-29 passes for 306 yards and a club-record tying five touchdowns. Posted a quarterback rating of 148.9 and was named the NFC Offensive Player of the Week for the second time in three games. Became the first Dallas quarterback to throw five touchdown passes since Aikman at Washington (9/12/99) and just the ninth time in club history. From the second quarter to the fourth, Romo completed 13 consecutive passes, tying the second-longest streak in club history (14-Pel-luer and Randall Cunningham).
- In November, Romo's first full month as an NFL starter, helped Dallas go 3-1 and was named the NFC Offensive Player of the Month. Completed 85-of-117 passes (72.6 percent) for 1,124 yards, nine touchdowns, one interception and a quarterback rating of 124.7 for the month.
- In the last-minute win at the N.Y. Giants (12/3), completed 20-of-34 passes for 257 yards with two interceptions. With 1:06 left in the game and the score tied 20-20, directed a six-play drive highlighted by a 42-yard completion to Witten that set Dallas up for the game-winning, 46-yard Martin Gramatica field goal with 0:06 remaining. Led Dallas on three scoring drives in the second half and each of them came after the Giants scored to tie the game.

- Against Detroit (12/31) completed 23-of-32 passes (71.9 percent) for a then career-high 321 yards, two touchdowns, and one interception for a quarterback rating of 111.6. His 56-yard touchdown pass to Owens was the longest completion of Romo's career to date and the longest reception of the season for Owens.
- In the playoff loss at Seattle (1/6/07), completed 17-of-29 passes (58.6 percent) for 189 yards and one touchdown for an 89.6 quarterback rating. His first career postseason touchdown pass was a 13-yarder that gave Dallas a 10-6 lead with 0:11 left in the first half. Guided Dallas on an eight-play, 70-yard drive in the game's final minutes to set up a potential game-winning field goal. He bobbled the snap, however, and was tackled just short of the end zone.

2005:

- Beat out Drew Henson in training camp to be the backup quarterback.
- In the preseason, completed 23-of-37 passes for 273 yards and one touchdown.
- Played in 16 regular season games, serving as the team's holder for place kicks.
- Against Philadelphia (10/16) took a knee on the final drive of the game to run out the clock.

2004:

- Was locked in a training camp battle for the backup quarterback job with Henson.
- After completing 24-of-39 passes for 250 yards, with a touchdown and two interceptions in the preseason, started the season as the backup quarterback and held the role for the first six games.
- Took over as the holder for PATs and field goals in the season opener at Minnesota (9/12).
- Became the club's full-time holder the following week against Cleveland (9/19).
- For seven games, beginning with the game against Detroit (10/31), was the team's third quarterback.
- Returned to the backup role at Philadelphia (12/19) and against Washington (12/26).
- Closed the season at the N.Y. Giants (1/2/05) as the third quarterback.

2003:

- Signed with the Cowboys as a rookie free agent on May 1.
- Spent the entire season as the club's third quarterback.
- In the preseason, completed nine-of-17 passes for 134 yards, one touchdown, and one interception.
- Was one-of-four rookie free agents to make the full-time roster following training camp.

COLLEGE:

- Capped an outstanding career at Eastern Illinois University by being named the 2002 recipient of the Walter Payton Award, given annually to the nation's top player in Division I-AA.
- Became the first player from the Ohio Valley Conference to ever win the prestigious Payton Award.
- Finished his career as the school and conference all-time leader with 85 touchdown passes.
- Was second in school history and third in conference history with 8,212 passing yards.
- Was also second in school history with 584 completions and 941 attempts.
- As a senior set school and conference records with 258 completions (407 attempts).
- His 3,615 passing yards as a senior were the second-most in a season in conference history and third-most in school history.
- Had 34 touchdowns passes in his final collegiate campaign.
- As a junior led Division I-AA in passing efficiency, completing 138-of-207 passes for 2,068 yards and 21 touchdowns.
- Earned All-America and All-Ohio Valley Conference honors and was named the OVC Player of the Year after his junior year.
- As a sophomore, ranked second in Division IAA in passing efficiency, completing 164-of-278 passes for 2,583 yards and 27 touchdowns.
- Named All-America honorable mention, All-OVC, and the OVC Player of the Year following his sophomore year.

PERSONAL:

- Attended Burlington, Wis., High School and was a three-year letter winner in football, and was one of the best high school golfers and basketball players in the state.
- Was named to the All-Racine County basketball team alongside Sacramento Kings guard Caron Butler.
- Majored in communications at Eastern Illinois.
- Has attempted to qualify for the 2004, 2007, 2008, 2009 and 2010 Byron Nelson Tournaments and the 2004, 2005, 2007, 2008, 2009 and 2010 U.S. Opens - falling short in each effort.
- He and his wife, Candice, were married on May 28, 2011 and have two sons, Hawkins and Rivers.

COMMUNITY:

- 2003 Dallas Cowboys Rookie Club.
- Special movie screening of 'Radio,' hosted by the Cowboys for 400 youths from non-profit agencies.
- Cowboys/United Way Hometown Huddle to play Bingo with senior citizens at The Brady Center.
- FUTURES Golf Classic along with members of the local media, other Dallas-area professional athletes, and FUTURES tour players for the Boys and Girls Club of Collin County, HomeAid, City House, and Hope's Door.
- April 2007, joined teammates, Roy Williams, Terence Newman and DeMarcus Ware to attend The Salvation Army National Advisory Organizations Conference.
- Stars of Texas...Racing Against the Odds for American Diabetes Association.
- Dallas All Sports Association's Hall of Fame Luncheon.
- 2008 Poker for Pets for SPCA of Texas.
- 2008 Cowboys Youth Football Camp Guest Speaker.
- 2008 Special Guest with his father Ramiro Romo at The Baylor Health Care System Foundation EveryMan Dinner benefiting prostate cancer research, technology and community outreach.
- 2007 The Terrell Owens Catch A Dream Foundation, "December to Remember" holiday fundraiser.
- 2007 & 2008 Attended Jason Witten's Youth Football Camp in Elizabethton, Tenn.
- 2009 Chopsticks for Cowboys benefiting the Rich Behm Family Trust.
- 2011 Super Bowl XLV served as a celebrity coach alongside teammate Jason Witten at the NFL Experience Tazon Latino Celebrity Flag Football Game.
- 2012-16 Dallas Cowboys U High School Camp Head Coach.
- 2013 Dallas Cowboys Draft Day/Fan Appreciation Party.
- 2013-16 Served an early Thanksgiving Day Meal at The Salvation Army.
- 2014 Dirk Nowitzki Heroes Celebrity Baseball Game.
- 2014 NFL Play 60 clinic, London, England.
- 2014 Fan Appreciation Pep Rally, London, England.
- 2015-16 Host for Christian College Golf Weekend Camp.
- 2016 Albertson's Fundraising Gala

- 2016 Fashion's for First Downs Dallas Cowboys Women's Charity Fashion Show.
- Annual Team Holiday Hospital Visits.
- Dallas Cowboys Kickoff Luncheon and Cowboys Family Cookbook benefiting Happy Hill Farm.
- Salvation Army Angel Tree Christmas Program.
- Make-A-Wish Foundation - Several one-on-one visits with children each season.

ROMO'S COWBOYS TOTALS

		PASSING									
Year Team	GP-GS	Att	Cmp	Pct	Yds	Yds/Att	TD	Int	Long	Sacks	Rating
2003 Dallas	0-0	0	0	0.0	0	0.0	0	0	0	0/0	0.0
2004 Dallas	6-0	0	0	0.0	0	0.0	0	0	0	0/0	0.0
2005 Dallas	16-0	0	0	0.0	0	0.0	0	0	0	0/0	0.0
2006 Dallas	16-10	337	220	65.3	2,903	8.6	19	13	56t	21/124	95.1
2007 Dallas	16-16	520	335	64.4	4,211	8.1	36	19	59t	24/176	97.4
2008 Dallas	13-13	450	276	61.3	3,448	7.7	26	14	75t	20/123	91.4
2009 Dallas	16-16	550	347	63.1	4,483	8.2	26	9	80t	34/196	97.6
2010 Dallas	6-6	213	148	69.5	1,605	7.5	11	7	69t	7/41	94.9
2011 Dallas	16-16	522	346	66.3	4,184	8.0	31	10	77	36/227	102.5
2012 Dallas	16-16	648	425	65.6	4,903	7.6	28	19	85t	36/263	90.5
2013 Dallas	15-15	535	342	63.9	3,828	7.2	31	10	82t	35/272	96.7
2014 Dallas	15-15	435	304	69.9	3,705	8.5	34	9	68t	29/215	113.2
2015 Dallas	4-4	121	83	68.6	884	7.3	5	7	39	6/35	79.4
Totals	155-127	4,331	2,826	65.3	34,154	7.9	247	117	85t	248/1,672	97.1

Playoffs

2006 Dallas	1-1	29	17	58.6	189	6.5	1	0	32	2/21	89.6
2007 Dallas	1-1	36	18	50.0	201	5.6	1	1	20	2/19	64.7
2009 Dallas	2-2	70	45	64.3	442	6.3	2	1	36	8/58	85.5
2014 Dallas	2-2	50	34	68.0	484	9.7	4	0	76t	10/72	125.8
Totals	6-6	185	114	61.6	1,316	7.1	8	2	76t	22/170	93.0

Year Team	RUSHING				
	No	Yds	Avg	Long	TD
2003 Dallas	0	0	0.0	0	0
2004 Dallas	0	0	0.0	0	0
2005 Dallas	2	-2	-1.0	-1	0
2006 Dallas	34	102	3.0	16	0
2007 Dallas	31	129	4.2	17	2
2008 Dallas	28	41	1.5	15	0
2009 Dallas	35	105	3.0	17	1
2010 Dallas	6	38	6.3	14	0
2011 Dallas	22	46	2.1	17	1
2012 Dallas	30	49	1.6	15	1
2013 Dallas	20	38	1.9	15	0
2014 Dallas	26	61	2.3	21	0
2015 Dallas	4	13	3.3	12	0
Totals	238	620	2.6	21	5

Playoffs

2006 Dallas	1	0	0.0	0	0
2007 Dallas	3	17	5.7	11	0
2009 Dallas	3	4	1.3	5	0
2014 Dallas	3	5	1.7	7	0
Totals	10	26	2.6	11	0

ADDITIONAL STATISTICS

Receptions – 2010 (0 for 11 yds.),
2012 (1 for -1 yd.). **Totals: (1 for 10 yds.)**

SINGLE-GAME HIGHS

Attempts – 62 vs. N.Y. Giants, 10/28/12 and

vs. Washington, 11/22/12

Playoffs – 36 vs. N.Y. Giants, 1/13/08

Completions – 41 at N.Y. Giants, 12/6/09

Playoffs – 23 vs. Philadelphia, 1/9/10

Yards – 506 vs. Denver, 10/6/13

Playoffs – 293 vs. Detroit, 1/4/15

Touchdowns – 5 vs. Tampa Bay, 11/23/06 and

vs. Denver, 10/6/13

Playoffs – 2 vs. Philadelphia, 1/9/10,

vs. Detroit, 1/4/15 and at Green Bay, 1/11/15

Interceptions – 5 at Buffalo, 10/8/07 and

vs. Chicago, 10/1/12

Playoffs – 1 vs. N.Y. Giants, 1/13/08 and

at Minnesota, 1/17/10

Completion Pct. 90.0 vs. Indianapolis, 12/21/14

Playoffs – 78.9 at Green Bay, 1/11/15

Passer Rating – 151.7 vs. Indianapolis, 12/21/14

Playoffs – 143.6 at Green Bay, 1/11/15

ROMO'S 300-YARD PASSING GAMES (46 total)

506 vs. Denver, 10/6/13	345 at San Francisco, 9/18/11	321 vs. Detroit, 12/31/06	309 vs. Green Bay, 11/29/07
441 vs. Washington, 11/22/12	342 at N.Y. Jets, 9/9/11	321 vs. N.Y. Giants, 12/11/11	309 vs. Oakland, 11/26/09
437 vs. N.Y. Giants, 10/28/12	341 vs. San Fran., 11/23/08	321 at Atlanta, 11/4/12	308 at Arizona, 11/12/06
416 vs. New Orleans, 12/23/12	341 vs. Pittsburgh, 12/16/12	320 at Cleveland, 9/7/08	307 at Philadelphia, 11/8/09
406 vs. Tennessee, 10/10/10	339 vs. St. Louis, 9/30/07	317 at New England, 10/16/11	307 at N.Y. Giants, 9/5/12
392 at N.Y. Giants, 12/6/09	337 vs. Minnesota, 11/3/13	317 at Philadelphia, 10/13/13	307 vs. Chicago, 10/1/12
374 vs. Chicago, 9/19/10	331 vs. Seattle, 11/27/08	313 vs. Cleveland, 11/18/12	306 vs. Tampa Bay, 11/23/06
358 vs. Green Bay, 12/15/13	331 vs. Detroit, 10/2/11	312 at New Orleans, 12/19/09	303 vs. Philadelphia, 12/2/12
356 vs. N.Y. Giants, 9/13/15	329 at Chicago, 9/23/07	312 vs. Philadelphia, 9/15/08	302 at Detroit, 12/9/07
353 at Tampa Bay, 9/13/09	324 at Philadelphia, 11/4/07	311 vs. Philadelphia, 1/3/10	300 vs. Washington, 9/28/08
351 at Kansas City, 10/11/09	324 vs. Houston, 10/5/14	311 vs. Atlanta, 11/26/09	
345 vs. N.Y. Giants, 9/9/07	321 at Arizona, 10/12/08	309 at Buffalo, 10/8/07	

STAFF

TONY ROMO

RECORDS 2015 SEASON

PLAYOFF RECORDS

HISTORY

SIDELINES

ROMO'S CAREER GAME-BY-GAME

2006 (Dallas)

Date	Opp	Att	Cmp	Yds	Pct	TD	Long	Int	Sacks	Rating	W/L	Score
9/10	@ Jac										L	17-24
9/17	Was										W	27-10
10/1	@ Ten	0	0	0	0.0	0	0	0	0/0	0.0	W	45-14
10/8	@ Phi										L	24-38
10/15	Hou	2	2	35	100.0	1	33	0	0/0	158.3	W	34-6
10/23	NYG	25	14	227	56.0	2	53t	3	2/8	73.7	L	22-36
10/29	@ Car	36	24	270	66.7	1	28	1	2/12	86.6	W	35-14
11/5	@ Was	36	24	284	66.7	2	48	0	2/17	109.0	L	19-22
11/12	@ Ari	29	20	308	69.0	2	51t	0	0/0	126.8	W	27-10
11/19	Ind	23	19	226	82.6	0	33	1	1/1	89.5	W	21-14
11/23	TB	29	22	306	75.9	5	45	0	1/8	148.9	W	38-10
12/3	@ NYG	34	20	257	58.8	0	42	2	1/2	58.1	W	23-20
12/10	NO	33	16	249	48.5	1	50	2	2/18	58.8	L	17-42
12/16	@ Atl	29	22	278	75.9	2	51t	1	3/20	113.9	W	38-28
12/25	Phi	29	14	142	48.3	1	17	2	3/24	45.5	L	7-23
12/31	Det	32	23	321	71.9	2	56t	1	4/14	111.6	L	31-39
Totals		337	220	2,903	65.3	19	56t	13	21/124	95.1	9-7	

Playoffs

1/6/07	@ Sea	29	17	189	58.6	1	32	0	2/21	89.6	L	20-21
--------	-------------	----	----	-----	------	---	----	---	------	------	---	-------

2007 (Dallas)

Date	Opp	Att	Cmp	Yds	Pct	TD	Long	Int	Sacks	Rating	W/L	Score
9/9	NYG.....	29	15	345	62.5	4	51t	1	1/9	128.5	W	45-35
9/16	@ Mia.....	24	14	186	48.3	2	34t	0	1/0	92.0	W	37-20
9/23	@ Chi.....	35	22	329	62.9	2	35	1	3/29	100.8	W	34-10
9/30	StL.....	33	21	339	63.6	3	59t	1	1/8	115.6	W	35-7
10/8	@ Buf.....	50	29	309	58.0	2	31	5	0/0	49.9	W	25-24
10/14	NE.....	29	18	199	62.1	2	26	1	2/13	91.0	L	27-48
10/21	Min.....	39	31	277	79.5	1	24	0	3/24	104.8	W	24-14
11/4	@ Phi.....	25	20	324	80.0	3	53	1	0/0	141.7	W	38-17
11/11	@ NYG.....	28	20	247	71.4	4	50t	1	1/4	123.1	W	31-20
11/18	Was.....	32	22	293	68.8	4	52t	1	1/6	124.1	W	28-23
11/22	NYJ.....	28	21	195	75.0	2	25t	1	3/25	102.5	W	34-3
11/29	GB.....	30	19	309	63.3	4	48	1	0/0	113.5	W	37-27
12/9	@ Det.....	44	35	302	79.5	2	30	0	3/21	120.4	W	28-27
12/16	Phi.....	36	13	214	36.1	0	53	3	4/27	22.2	L	6-10
12/22	@ Car.....	42	28	257	66.7	1	24	1	0/0	81.2	W	20-13
12/30	@ Was.....	16	7	86	43.8	0	36	1	1/10	34.9	L	6-27
Totals		520	335	4,211	64.4	36	59t	19	24/176	97.4	13-3	

Playoffs

1/13/08	N.Y Giants...	36	18	201	50.0	1	20	1	2/19	64.7	L	17-21
---------	---------------	----	----	-----	------	---	----	---	------	------	---	-------

2008 (Dallas)

Date	Opp	Att	Cmp	Yds	Pct	TD	Long	Int	Sacks	Rating	W/L	Score
9/7	@ Cle.....	32	24	320	75.0	1	35t		0/0	103.6	W	28-10
9/15	Phi.....	30	21	312	70.0	3	72t	1	0/0	123.2	W	41-37
9/21	@ GB.....	30	17	260	56.7	1	63	1	3/24	82.6	W	27-16
9/28	Was.....	47	28	300	59.6	3	26	1	0/0	90.7	L	24-26
10/5	Cin.....	23	14	176	60.9	3	57t	1	1/1	106.2	W	31-22
10/12	@ Ari.....	38	24	321	63.2	3	70t	0	3/20	116.2	L (OT)	24-30
10/19	@ StL.....										L	14-34
10/26	TB.....										W	13-9
11/2	@ NYG.....										L	14-35
11/16	@ Was.....	27	19	198	70.4	1	28	2	0/0	72.8	W	14-10
11/23	SF.....	39	23	341	59.0	3	75t	0	1/7	113.3	W	35-22
11/27	Sea.....	34	22	331	64.7	3	58	1	0/0	113.7	W	34-9
12/7	@ Pit.....	36	19	210	52.8	1	30	3	3/16	44.9	L	13-20
12/14	NYG.....	30	20	244	66.7	2	34t	0	4/23	113.8	W	20-8
12/20	BAL.....	45	24	252	53.3	2	35	2	2/17	66.2	L	24-33
12/28	@ Phi.....	39	21	183	53.8	0	35	1	3/15	55.8	L	6-44
Totals		450	276	3,448	61.3	26	75t	14	20/123	91.4	9-7	

2009 (Dallas)

Date	Opp	Att	Cmp	Yds	Pct	TD	Long	Int	Sacks	Rating	W/L	Score
9/13	@ TB.....	27	16	353	59.3	3	80t	0	1/9	140.6	W	34-21
9/20	NYG.....	29	13	127	44.8	1	26	3	0/0	29.6	L	31-33
9/28	Car.....	33	22	255	66.7	0	26	0	2/18	89.8	W	21-17
10/4	@ Den.....	42	25	255	59.5	0	53	1	5/14	67.1	L	10-17
10/11	@ KC.....	34	20	351	58.8	2	60t	0	1/3	113.7	W (OT)	26-20
10/25	Atl.....	29	21	311	72.4	3	59t	0	2/12	141.6	W	37-21
11/1	Sea.....	36	21	256	58.3	3	36t	0	2/2	108.1	W	38-17

2009 (Dallas), cont.												
Date	Opp	Att	Cmp	Yds	Pct	TD	Long	Int	Sacks	Rating	W/L	Score
11/8	@ Phi.....	34	21	307	61.8	1	64	1	4/25	88.7	W	20-16
11/15	@ GB.....	39	24	251	61.5	1	41	1	5/34	78.0	L	7-17
11/22	Was.....	27	15	158	55.6	1	23	1	1/6	69.7	W	7-6
11/26	Oak.....	29	18	309	62.1	2	49	0	2/10	121.2	W	24-7
12/6	@ NYG.....	55	41	392	74.5	3	32	0	2/13	112.1	L	24-31
12/13	SD.....	30	19	249	63.3	2	26	0	1/10	111.7	L	17-20
12/19	@ NO.....	34	22	312	64.7	1	49t	0	3/18	104.0	W	24-17
12/27	@ Was.....	38	25	286	65.8	1	69	1	1/1	86.1	W	17-0
1/3/10	Phi.....	34	24	311	70.6	2	40	1	2/16	106.4	W	24-0
Totals	550	347	4,483	63.1	26	80t	9	34/196	97.6	11-5	

Playoffs												
1/9/10	Phi.....	35	23	244	65.7	2	36	0	2/16	104.9	W	34-14
1/17/10	@ Min.....	35	22	198	62.9	0	22	1	6/42	66.1	L	3-34
Totals	70	45	442	64.3	2	36	1	8/58	85.5	1-1	

2010 (Dallas)												
Date	Opp	Att	Cmp	Yds	Pct	TD	Long	Int	Sacks	Rating	W/L	Score
9/12	@ Was.....	47	31	282	66.0	1	30	0	1/5	89.1	L	7-13
9/19	Chi.....	51	34	374	66.7	1	28	2	0/0	78.4	L	20-27
9/26	@ Hou.....	30	23	284	76.7	2	63t	0	0/0	127.6	W	27-13
10/10	Ten.....	46	31	406	67.4	3	69t	3	6/36	89.6	L	27-34
10/17	@ Min.....	32	24	220	75.0	3	31t	2	0/0	98.4	L	21-24
10/25	NYG.....	7	5	39	71.4	1	14	0	0/0	124.4	L	35-41
10/31	Jac.....				INACTIVE/INJURED-Shoulder							17-35
11/7	@ GB.....				INACTIVE/INJURED-Shoulder							7-45
11/14	@ NYG.....				INACTIVE/INJURED-Shoulder							33-20
11/21	Det.....				INACTIVE/INJURED-Shoulder							35-19
11/25	NO.....				INACTIVE/INJURED-Shoulder							27-30
12/5	@ Ind.....				INACTIVE/INJURED-Shoulder							38-35
12/12	Phi.....				INACTIVE/INJURED-Shoulder							27-30
12/19	Was.....				INACTIVE/INJURED-Shoulder							33-30
12/25	@ Ari.....				RESERVE/INJURED-Shoulder							26-27
1/2/11	@ Phi.....				RESERVE/INJURED-Shoulder							14-13
Totals	213	148	1,605	69.5	11	69t	7	7/41	94.9	6-10	

2011 (Dallas)												
Date	Opp	Att	Cmp	Yds	Pct	TD	Long	Int	Sacks	Rating	W/L	Score
9/11	@ NYJ.....	36	23	342	63.9	2	64	1	4/16	101.9	L	24-27
9/18	@ SF.....	33	20	345	60.6	2	77	0	1/5	116.4	W (OT)	27-24
9/26	Was.....	36	22	255	61.1	0	30	1	1/5	70.9	W	18-16
10/2	Det.....	47	34	331	72.3	3	44	3	1/10	86.4	L	30-34
10/16	@ NE.....	41	27	317	65.9	1	33	1	2/17	87.1	L	16-20
10/23	StL.....	24	14	166	58.3	2	34	0	2/15	107.3	W	34-7
10/30	@ Phi.....	35	18	203	51.4	1	70t	1	4/21	66.7	L	7-34
11/6	Sea.....	31	19	279	61.3	2	39	0	0/0	112.2	W	23-13
11/13	Buf.....	26	23	270	88.5	3	58t	0	0/0	148.4	W	44-7
11/20	@ Was.....	37	23	292	62.2	3	59t	0	4/28	113.8	W (OT)	27-24
11/24	Mia.....	34	22	226	64.7	2	23	2	1/8	78.8	W	20-19
12/4	@ Ari.....	42	28	299	66.7	1	36	0	5/38	95.2	L (OT)	13-19
12/11	NYG.....	31	21	321	67.7	4	74	0	3/16	141.3	L	34-27
12/17	@ TB.....	30	23	249	76.7	3	28	0	2/10	133.9	W	31-15
12/24	Phi.....	2	0	0	0.0	0	0	0	0/0	39.6	L	7-20
1/1/12	@ NYG.....	37	29	289	78.4	2	34t	1	6/38	106.0	L	14-31
Totals	522	346	4,184	66.3	31	77t	10	36/227	102.5	8-8	

2012 (Dallas)												
Date	Opp	Att	Cmp	Yds	Pct	TD	Long	Int	Sacks	Rating	W/L	Score
9/5	@ NYG.....	29	22	307	75.9	3	40t	1	2/17	129.5	W	24-17
9/16	@ Sea.....	40	23	251	57.5	1	26t	1	1/4	74.1	L	7-27
9/23	TB.....	39	25	283	64.1	0	49	1	4/24	75.1	W	16-10
10/1	Chi.....	43	31	307	72.1	1	25	5	1/7	60.1	L	18-34
10/14	@ Bal.....	36	25	261	69.4	2	35	1	1/7	97.1	L	29-31
10/21	@ Car.....	34	24	227	70.6	1	36	0	0/0	98.5	W	19-14
10/28	NYG.....	62	36	437	58.1	1	55	4	4/22	58.3	L	24-29
11/4	@ Atl.....	35	25	321	71.4	1	65	0	1/9	109.3	L	13-19
11/11	@ Phi.....	26	19	209	73.0	2	49	0	3/16	122.1	W	38-23
11/18	Cle.....	50	35	313	70.0	1	30	0	7/56	93.2	W (OT)	23-20
11/22	Was.....	62	37	441	59.7	3	85t	2	2/18	84.1	L	31-38
12/2	Phi.....	27	22	303	81.5	3	36	0	2/9	150.5	W	38-33
12/9	@ Cin.....	43	25	268	58.1	1	27t	1	3/29	74.6	W	20-19
12/16	Pit.....	42	30	341	71.4	2	29	0	1/13	111.3	W (OT)	27-24
12/23	NO.....	43	26	416	60.5	4	58t	0	2/10	123.8	L (OT)	31-34
12/30	@ Was.....	37	20	218	54.1	2	25	3	2/22	55.9	L	18-28
Totals	648	425	4,903	65.6	28	85t	19	36/263	90.5	8-8	

STAFF	2013 (Dallas)												
	Date	Opp	Att	Cmp	Yds	Pct	TD	Long	Int	Sacks	Rating	W/L	Score
TONY ROMO	9/8	NYG.....	49	36	263	73.5	2	23	1	2/19	90.8	W	36-31
	9/15	@ KC	42	30	298	71.4	1	53	0	3/17	99.1	L	16-17
	9/22	StL.....	24	17	210	70.8	3	24t	0	1/7	137.2	W	31-7
	9/29	@ SD	37	27	246	73.0	2	34t	0	3/19	108.6	L	21-30
	10/5	Den.....	36	25	506	69.4	5	82t	1	4/36	140.0	L	48-51
	10/13	Was.....	30	18	170	60.0	1	17	11	1/5	72.9	W	31-16
	10/20	@ Phi.....	47	28	317	59.6	1	26	2	2/23	69.2	W	17-3
	10/27	@ Det.....	30	14	206	46.7	3	60t	0	0/0	102.9	L	30-31
	11/3	Min.....	51	34	337	66.7	2	34	1	3/23	90.1	W	27-23
	11/10	@ NO	24	10	128	41.7	1	44	0	3/24	72.9	L	17-49
	11/24	@ NYG.....	38	23	234	60.5	2	24	1	4/30	84.8	W	24-21
	11/28	Oak.....	32	23	225	71.9	1	25	0	2/17	101.7	W	31-24
	12/9	@ Chi.....	20	11	104	55.0	3	25	0	2/14	109.2	L	28-45
	12/15	GB.....	48	29	358	60.4	2	37	2	3/26	80.0	L	36-37
	12/22	@ Was.....	27	17	226	63.0	2	51	1	2/12	98.7	W	24-23
	12/29	Phi.....				RESERVE/INJURED-Back						L	22-24
Totals													
2015 SEASON	9/7	SF.....	37	23	281	62.2	1	56	3	3/26	60.8	L	17-28
	9/14	@ Ten	29	19	176	65.5	1	22	0	4/28	93.5	W	26-10
	9/21	@ StL	23	18	217	78.3	2	68t	1	0/0	116.8	W	34-21
	9/28	NO	29	22	262	75.9	3	24	0	1/7	137.4	W	38-17
	10/5	Hou.....	41	28	324	68.3	2	43t	1	1/8	98.0	W (OT)	20-14
	10/12	@ Sea	32	21	250	65.6	2	47	0	1/11	110.2	W	30-23
	10/19	NYG.....	23	17	279	73.9	3	44	1	2/12	135.7	W	31-21
	10/27	Was.....	28	17	209	60.7	1	34	0	5/54	95.7	L (OT)	17-20
	11/2	Ari.....				INACTIVE/INJURED-Back						L	17-28
	11/9	@ Jac (Lond)	27	20	246	74.1	3	68t	0	1/6	138.8	W	31-17
	11/23	@ NYG.....	26	18	275	69.2	4	45t	0	2/9	143.4	W	31-28
	11/27	Phi.....	29	18	199	62.1	0	38	2	4/25	53.7	L	10-33
	12/4	@ Chi.....	26	21	205	80.8	3	43	0	1/2	138.0	W	41-28
	12/14	@ Phi.....	31	22	265	71.0	3	26t	0	3/16	129.1	W	38-27
	12/21	Ind.....	20	18	218	90.0	4	25t	0	1/11	151.7	W	42-7
	12/28	@ Was.....	34	22	299	64.7	2	65t	1	0/0	100.0	W	44-17
Totals													
Playoffs													
1/4/15	Det.....	31	19	293	61.3	2	76t	0	6/51	114.0	W	24-20	
1/11/15	@ GB	19	15	191	78.9	2	38t	0	4/21	143.6	L	21-26	
Totals													
PLAYOFF RECORDS	9/13	NYG.....	45	36	356	80.0	3	25	2	0/0	103.3	W	27-26
	9/20	@ Phi.....	27	18	195	66.7	0	39	0	3/18	87.7	W	20-10
	9/27	Atl.....				RESERVE/INJURED-Returnable						L	28-39
	10/4	@ NO				RESERVE/INJURED-Returnable						L (OT)	20-26
	10/11	NE.....				RESERVE/INJURED-Returnable						L	6-30
	10/25	@ NYG.....				RESERVE/INJURED-Returnable						L	20-27
	11/1	Sea.....				RESERVE/INJURED-Returnable						L	12-13
	11/8	Phi.....				RESERVE/INJURED-Returnable						L (OT)	27-33
	11/15	@ TB				RESERVE/INJURED-Returnable						L	6-10
	11/22	@ Mia	18	28	227	64.3	2	31t	2	2/7	83.5	W	24-14
	11/26	Car.....	21	11	106	52.4	0	21	3	1/10	27.2	L	14-33
	12/7	@ Was.....				INACTIVE/INJURED-Clavicle						W	19-16
	12/13	@ GB				INACTIVE/INJURED-Clavicle						L	7-28
	12/19	NYJ.....				INACTIVE/INJURED-Clavicle						L	16-19
	12/27	@ Buf.....				RESERVE/INJURED-Clavicle						L	6-16
	1/3/16	Was.....				RESERVE/INJURED-Clavicle						L	23-34
Totals													
HISTORY	SIDELINES												

RYAN RUSSELL

99 • Defensive End

6-5 • 275 • 1/17/92

Purdue • D5 for '15 (163rd overall)

NFL: 2nd Year • Cowboys: 2nd Year

Games/Starts: 2015-1/0; Career-1/0

Postseason: 2015-0/0; Career-0/0



PRO: In the fifth round (163rd overall) of the 2015 NFL Draft, the Dallas Cowboys selected Ryan Russell to add depth to a defensive front that utilizes many different defenders in its rotation to keep the attack fresh and active. An athletic defender with quick feet and good change of direction skills, Russell brings all the physical tools necessary of an NFL-caliber defensive lineman. He played in just one game as a rookie before landing on IR late in the year, but gained valuable experience to build on for his second pro season. Russell prepped up the road in Carrollton, Texas, and will look to make an impact on his hometown team.

TRANSACTION SUMMARY:

12/2/15: Placed on Reserve/Injured with an abdominal injury.

5/2/15: Drafted in the fifth round (163rd overall) by Dallas.

2015:

- Played in one game, was a gameday inactive for 10 before landing on Reserve/Injured with an abdominal injury.
- Made his NFL debut as a reserve end against Atlanta (9/27) and had his first career stat - an assisted tackle.

COLLEGE:

- Finished his career at Purdue with 149 tackles, 25 for losses, 10.0 sacks, four forced fumbles and four fumble recoveries in four seasons.
- Played and started all 12 games as a senior to produce 44 tackles, three sacks, 6.5 tackles for loss, a pass breakup and a forced fumble.
- Appeared in all 12 games, making 11 starts as a junior, and recorded 35 tackles, 25 solo, with six tackles for loss to go along with a pair of sacks.
- As a sophomore started all 13 games, finishing second on the team with 8.5 tackles for loss in addition to 37 tackles, including 29 solo stops, and four sacks.
- Appeared in all 13 games as a freshman, making 11 starts and compiling 33 tackles, including 18 solo, with 4.5 for losses, a sack, three fumbles forced and three fumbles recovered.

PERSONAL:

- Attended Creekview High School in Carrollton, Texas where he was named as a second-team all-district honoree and team Most Valuable Player for defense as a senior.
- Had 62 total tackles, 49 solo and 13 assisted, including 17 for losses and five sacks his senior season.
- Earned his degree in sociology from Purdue.

COMMUNITY:

- 2015 Rookie Club presented by UnitedHealthcare.
- 2015-16 Dallas Cowboys U High School Camp.
- 2015 Early Thanksgiving Day meal at The Salvation Army.
- 2016 Draft Day/Fan Appreciation Party.
- Annual Team Holiday Hospital Visits.
- Dallas Cowboys Kickoff Luncheon and Cowboys Family Cookbook benefiting Happy Hill Farm.
- Salvation Army Angel Tree Christmas Program.
- Make-A-Wish Foundation of North Texas.

RUSSELL'S COWBOYS TOTALS

		DEFENSE										INTERCEPTIONS					FUMBLES REC				
Year Team	GP-GS	ST	AT	TT	Sks-Yds	Tkl/Ls	QB Prs	PBU	FF	No	Yds	Avg	Lg	TD	No	Yds	Avg	Lg	TD		
2015 Dallas	1-0	0	1	—	1	0.0(0)	0(0)	0	0	0	0	0	0	0	0	0	0.0	0	0		

ORLANDO SCANDRICK

32 • Cornerback

5-10 • 196 • 2/10/87

Boise State • D5 for '08 (143rd overall)

NFL: 9th Year • Cowboys: 9th Year

Games/Starts: 2015-0/0-IR; Career-102/48

Postseason: 2015-0/0; Career-4/3



PRO: The Dallas Cowboys moved up in the fifth round to grab Orlando Scandrick with the 143rd overall pick in the 2008 NFL Draft, and he has since proven to be worth the move as a valuable contributor in the Dallas secondary and on special teams units. The former Boise State standout, who left college after only three years, served as the nickel cornerback for the majority of his first five seasons before settling in as one of the starters. Scandrick briefly rotated starts with Mike Jenkins for the starting cornerback spot opposite Terence Newman at the beginning of the 2009 season before settling back into the nickel cornerback role. His role expanded in 2013 as he became the starter opposite Brandon Carr, starting 15 of the 16 games he played. His career year in 2013 (70 tackles and 15 breakups) was rewarded when he signed a two-year contract extension - in the middle of his five-year deal - through 2018. Scandrick started all 14 games he played in 2014, missing two serving a league suspension, and finished the year eighth on the team with 54 tackles with one sack, two stops for losses, two interceptions, two forced fumbles and 11 breakups. He was solidly entrenched as one of the team's top cornerbacks and was looking to be a key contributor to the defense in 2015 but a torn ACL suffered in a training camp practice ended his season before it began. After undergoing surgery to repair the tear, Scandrick spent the season rehabbing his knee and will return to a prominent role as a veteran leader on the Dallas defense.

TRANSACTION SUMMARY:

- 9/1/15:** Placed on Reserve/Injured with a knee injury.
- 5/22/15:** Signed a one-year contract extension through 2019.
- 12/13/13:** Signed a two-year contract extension through 2018.
- 12/8/12:** Placed on Reserve/Injured with a hand injury.
- 8/25/11:** Signed a five-year contract extension with Dallas through 2015.
- 4/27/08:** Drafted in the fifth round (143rd overall) by Dallas.

2015:

- Tore his ACL in a training camp practice, underwent surgery and spent the season rehabbing.

2014:

- Started all 14 games he played, missing two serving a league suspension, and finished eighth on the team with 54 tackles, third with 11 breakups and tied for third with a pair of interceptions.
- Missed the first two games of the season serving the suspension but made his season debut, starting at cornerback in the comeback win at St. Louis (9/21). Finished with four tackles.
- Had eight tackles (all solo) - second on the team - and two breakups in the win over New Orleans (9/28).
- In the overtime win against Houston (10/5), intercepted his first pass of the season.
- Had four tackles, one for a loss, and a breakup, limiting the Seahawks (10/12) to just 126 passing yards.
- With two tackles against the N.Y. Giants (10/19), topped 300 stops for his career.
- Added five tackles and two breakups in the overtime loss to Washington (10/27) and five tackles and a breakup in the comeback win at the N.Y. Giants (11/23).
- On Thanksgiving Day against Philadelphia (11/27), had seven tackles then had a career-high 11 tackles, including a career-best nine solos, with a breakup and an interception in the Thursday night win at Chicago (12/4).
- In the win at Philadelphia (12/14), played in his 100th career game and had one tackle.
- Helped Dallas clinch the NFC East in the win over Indianapolis (12/21), finishing with four tackles, one sack, a breakup and a forced fumble (on the sack) that was recovered by George Selvie.
- Posted five tackles in the Wild Card Playoff Game against Detroit (1/4/15).

2013:

- Started 15 games - the most in a season in his career - and finished with a career-best 70 tackles (fifth on the team) with a career-high 15 breakups (second), two sacks, two tackles for losses, two interceptions, a forced fumble and a blocked field goal.
- Opened the season against the N.Y. Giants (9/8) with five tackles and a breakup.
- Started in place of Morris Claiborne (shoulder) and posted three tackles and blocked his first career kick on a 57-yard field goal try at Kansas City (9/15).
- Started against St. Louis (9/22) as the Rams opened with three receivers and tallied four tackles and a pass breakup as the defense held the Rams to just 18 first half yards.
- Started in place of Claiborne (shoulder) and posted seven tackles at San Diego (9/29).
- Started in place of Claiborne and finished with four tackles, two breakups and his fourth career interception against Washington (10/13).
- Notched three tackles, one tackle for a loss and two breakups starting the win at Philadelphia (10/20).
- Had four tackles, four breakups and an interception in a start in the win over Minnesota (11/3) then had seven tackles at New Orleans (11/10).
- Tallied two tackles, a pass breakup and a forced fumble that was recovered by Jeff Heath and returned 50 yards for a touchdown in the win at the N.Y. Giants (11/24).
- Notched five stops and a breakup in the Monday night loss at Chicago (12/9).
- Had five tackles and a sack against Green Bay (12/15).

2012:

- Played in 11 games with three starts when the club opened in its nickel package, and posted 20 tackles, two tackles for losses and six breakups.
- Broke his hand on Thanksgiving Day and ultimately landed on Reserve/Injured.
- Started the home-opening win over Tampa Bay (9/23) in the nickel package and finished with one tackle.
- Had three tackles against Carolina (10/21) and at Atlanta (11/4).

- Had by one stop on Thanksgiving Day against Washington (11/22) before leaving the game in the second quarter with a broken hand.
- Placed on Reserve/Injured on Dec. 8 and missed the remainder of the season.

2011:

- Playing in 13 games with seven starts, finished eighth on the team with 53 tackles to go with two sacks, two tackles for losses, two pressures, an interception and three pass breakups.
- Opened the season with a tackle but left with a right ankle injury in the opener at the N.Y. Jets (9/11).
- Missed the next three games and returned at New England (10/16) to hold Wes Welker to six catches for 45 yards and a touchdown while making five tackles and a breakup.
- Had seven tackles at Philadelphia (10/30).
- Started in place of Jenkins (hamstring) against Seattle (11/6) and led the team with a season-best nine tackles with one for a loss.
- Had a tackle, a breakup and an interception in the overtime win at Washington (11/20).
- Made his first sack of the season while tying for the team lead with eight tackles to go with a breakup in the Thanksgiving Day win over Miami (11/24).
- Led the team with six tackles and had his second sack of the season in the win at Tampa Bay (12/17).
- Finished the season finale at the N.Y. Giants (1/1/12) with three tackles.

2010:

- Finished his third pro season with 50 tackles, a pressure and career-bests in sacks (2.5), tackles for losses (five) and pass breakups (eight).
- Had two tackles in the opener at Washington (9/12) then four in the home opener against Chicago (9/19).
- Notched six tackles and one for a loss in the win at Houston (9/26).
- Added five stops at Minnesota (10/17) then had two tackles, a hurry and a half sack at Green Bay (11/7).
- Racked up a season-best seven tackles with one deflection in Jason Garrett's first win as interim head coach at the N.Y. Giants (11/14).
- Talled five tackles, three hurries, two tackles for losses and a special teams stop in the win against Detroit (11/21).
- In the overtime win at Indianapolis (12/5), posted one tackle and one pass breakup - a second quarter interception off Peyton Manning that he returned 40 yards for a touchdown, his first career score.
- Notched five tackles, a sack, one tackle for a loss and one deflection against Philadelphia (12/12).
- Picked up his second full sack of the season, with three tackles and a deflection against Washington (12/19).

2009:

- Concluded his second pro season with 54 tackles, one sack, one tackle for loss, a quarterback pressure, one interception, seven pass breakups, a forced fumble and a fumble recovery.
- Made his first start of the season against the N.Y. Giants (9/20) and had five tackles and one pass breakup.
- Picked of his first career pass along with posting five tackles and two pass breakups against Atlanta (10/25).
- Recovered his first career fumble against Seattle (11/1) along with two tackles and two pass breakups.
- Notched a career-best nine tackles at New Orleans (12/19).
- Picked up his first sack of the season at Washington (12/27) along with four tackles, one tackle for loss, one quarterback pressure and two forced fumbles.
- Registered three stops in his first playoff appearance - against Philadelphia (1/9/10) in the Wild Card Playoff Game.

2008:

- Finished his rookie season with 36 tackles - tops amongst Cowboys rookies - one sack and five pass breakups in 16 games played with two starts.
- Added 12 special teams tackles - good for fifth on the team and best among Cowboys rookies.
- Made his NFL debut at Cleveland (9/7) and recorded one special teams tackle.
- At Green Bay (9/21) finished second on the team with three special teams tackles.
- Saw his first extended action on defense against Cincinnati (10/5) with the injury to Newman (groin) and finished with a then season-high four tackles.
- Made his first NFL start at Arizona (10/12) as the team's third corner and recorded two tackles.
- At St. Louis (10/19) tied for the team lead with two special teams tackles and added three tackles on defense, seeing action in the nickel and dime packages.
- Led the secondary with eight tackles as the defense did not allow a touchdown against Tampa Bay (10/26).
- Started at corner as the team opened the game in its nickel package and recorded one tackle and one pressure against San Francisco (11/23). Also added one kickoff return for 22 yards.
- Finished with six tackles and one pass breakup against Seattle (11/27) as the defense held the Seahawks without a touchdown. Also added one kickoff return for a season-long 25 yards.
- Recorded his first career sack at Pittsburgh (12/7) and added two tackles and another stop on special teams.

COLLEGE:

- Started 38 of the 39 games he played and recorded 152 tackles, 3.5 sacks, 12.5 tackles for losses with five forced fumbles.
- Led the secondary in his final season at Boise State, helping the squad improve from the 45th ranked defense in 2006 to 26th in 2007.
- Left with a school-record seven blocked kicks, including the single-season record with four in 2007.
- As a junior started all 13 games at left cornerback and finished with 50 tackles - three behind the line - and two forced fumbles. Also had two interceptions and seven pass deflections.
- On special teams, set a school record with four blocked kicks.
- Started all 13 games in 2006 and finished the season fourth in tackles (52) along with 6.5 tackles for loss, 2.0 sacks, six pass breakups, two forced fumbles and an interception.
- Named a second-team Freshman All-America by Scout.com and honorable mention Freshman All-America by *The Sporting News*, starting 12 of the school's 13 games as a true freshman.
- Named WAC Special Teams Player of the Week after returning a blocked field goal for a touchdown and a blocked extra point for a two-point conversion against Hawaii.
- Finished the year seventh on the team with 50 tackles to go along with three tackles for loss, one sack, 11 pass deflections, a forced fumble and an interception he returned for a 50-yard touchdown.

PERSONAL:

- Was a standout two-way player at Los Alamitos, Calif., High School, playing wide receiver and defensive back.
- Also returned kicks and was named to the first-team Long Beach Dream Team and first-team All-Sunset League.
- Caught 52 passes for 832 yards and 12 touchdowns along with 54 tackles and three interceptions and 22 kickoff returns for 1,024 yards and a touchdown as a senior.
- Earned his degree in communications from Boise State.

COMMUNITY:

- 2008 Dallas Cowboys Rookie Club.
- 2009 & 2011 Dallas Cowboys Early Thanksgiving Day Meal at The Salvation Army.
- 2009 City of Arlington World Record in CPR Training Event at AT&T Stadium with 4,500 students.
- 2011 Super Bowl XLV Youth Football Clinics.
- 2012 NFL United Way Hometown Huddle.
- 2012 Dallas Cowboys 101 Workshop for Fans presented by State Farm.
- 2012-16 Dallas Cowboys U High School Camp.
- 2014 NFL Play 60 clinic, London, England.
- 2014 Fan Appreciation Pep Rally, London, England.
- 2015 Dallas Cowboys Early Thanksgiving Day meal at The Salvation Army.
- 2012-15 Dallas Cowboys Draft Day/Fan Appreciation Party.
- 2016 Dallas Cowboys Draft Day/Fan Appreciation Party.
- Arlington Youth Foundation Library Dedication, Arlington, Texas.
- Annual Team Holiday Hospital Visit.
- Dallas Cowboys Kickoff Luncheon and Cowboys Family Cookbook benefiting Happy Hill Farm.
- Salvation Army Angel Tree Christmas Program.
- Make-A-Wish Foundation of North Texas.



MISSION: 32cares was created in 2015 with a vision to imprint the lives of inner city youth through sports. While anchoring around various sports activities, 32cares will cultivate the youth by streaming inspirational, empowering and realistic messages to all of its participants.

SCANDRICK'S COWBOYS TOTALS

		DEFENSE									INTERCEPTIONS					FUMBLES REC				
Year Team	GP-GS	ST	AT	TT	Sks- Yds	Tk/Ls	QB Prs	PBU	FF	No	Yds	Avg	Lg	TD	No	Yds	Avg	Lg	TD	
2008 Dallas.....	16-2	25	11	- 36	1.0(-9)	0(0)	0	5	0	1	0	0.0	0	0	0	0	0.0	0	0	
2009 Dallas.....	16-4	39	15	- 54	1.0(-10)	1(-3)	1	7	2	1	0	0.0	0	0	1	15	15.0	15	0	
2010 Dallas.....	16-3	41	9	- 50	2.5(-22)	5(-10)	1	10	0	1	40	40.0	40t	1	0	0	0.0	0	0	
2011 Dallas.....	13-7	39	14	- 53	2.0(-14)	2(-7)	2	3	0	1	0	0.0	0	0	0	0	0.0	0	0	
2012 Dallas.....	11-3	17	3	- 20	0.0(0)	2(-5)	0	6	0	0	0	0.0	0	0	0	0	0.0	0	0	
2013 Dallas.....	16-15	61	9	- 70	2.0(-12)	2(-2)	0	15	1	2	0	0.0	0	0	0	0	0.0	0	0	
2014 Dallas.....	14-14	45	9	- 54	1.0(0)	2(-7)	0	11	2	2	2	1.0	2	0	0	0	0.0	0	0	
2015 Dallas.....	0-0	RESERVE/INJURED-Knee									RESERVE/INJURED					RESERVE/INJURED				
Totals	102-48	267	70	-337	9.5(-67)	14(-34)	4	57	5	7	42	6.0	40t	1	1	15	15.0	15	0	
Playoffs																				
2009 Dallas.....	2-1	5	0	- 5	0.0(0)	0(0)	0	1	0	0	0	0.0	0	0	0	0	0.0	0	0	
2014 Dallas.....	2-2	6	2	- 8	0.0(0)	0(0)	0	0	0	0	0	0.0	0	0	0	0	0.0	0	0	
Totals	4-3	11	2	- 13	0.0(0)	0(0)	0	1	0	0	0	0.0	0	0	0	0	0.0	0	0	

ADDITIONAL STATISTICS

Special Teams Tackles – 2008 (10-2–12), 2009 (5-1-6), 2010 (0-1-1). **Totals: 15-4-19.**
Kickoff Returns – 2008 (4 for 81, 20.3 avg., 20 long).
Blocked Kick – 2013 (1-fg).

SINGLE-GAME HIGHS

Tackles – 11 at Chicago, 12/4/14
Solo Tackles – 9 at Chicago, 12/4/14
Passes Defensed – 4 vs. Minnesota, 11/3/13

SCANDRICK'S CAREER GAME-BY-GAME
DEFENSE

2008 (Dallas)										2009 (Dallas)									
Game	ST	AT	TT	Tk/Ls	PBU	INTs				Game	ST	AT	TT	Tk/Ls	PBU	INTs			
						Yds	Lg	TD								Yds	Lg	TD	
W-@ Cle 9/7.....										W-@ TB 9/13.....	2	1	- 3						
W-Phi 9/15.....										L-NYG 9/20.....	4	1	- 5			1			
W-@ GB 9/21.....										W-Car 9/28.....	2	0	- 2						
L-Was 9/28.....										L-@ Den 10/4.....	3	0	- 3						
W-Cin 10/5.....	4	0	- 4							W-KC 10/11.....	1	2	- 3						
L-@ Ari 10/12.....	1	1	- 2							W-Atl 10/25.....	2	3	- 5			2	1/0	0	0
L-@ StL 10/19.....	1	2	- 3							W-Sea 11/1.....	1	1	- 2			2			
W-TB 10/26.....	4	4	- 8							W-@ Phi 11/8.....	1	0	- 1						
L-@ NYG 11/2.....	2	0	- 2							L-@ GB 11/15.....	1	2	- 3						
W-@ Was 11/16.....	1	1	- 2			1				W-Was 11/22.....	5	1	- 6						
W-SF 11/23.....	1	0	- 1			1				W-Oak 11/26.....	3	0	- 3			2			
W-Sea 11/27.....	6	0	- 6			1				L-@ NYG 12/6.....	1	0	- 1						
L-@ Pit 12/7.....	1	1	- 2							L-SD 12/13.....	0	1	- 1						
W-NYG 12/14.....	4	1	- 5			2				W-@ NO 12/19.....	7	2	- 9						
L-BAL 12/20.....										W-@ Was 12/27.....	3	1	- 4			1(-3)			
L-@ Phi 12/28.....	0	1	- 1							W-Phi 1/3/10.....	3	0	- 3						
Totals	25	11	- 36			5				Totals	39	15	- 54	1(-3)	7	1/0	0		
Playoffs																			
W-Phi 1/9/10.....	3	0	- 3							W-Phi 1/9/10.....	3	0	- 3						
L-@ Min 1/17/10.....	2	0	- 2							L-@ Min 1/17/10.....	2	0	- 2			1			
Totals	5	0	- 5							Totals	5	0	- 5			1			

2010 (Dallas)

Game				INTs			
	ST	AT	TT	Tk/ Ls	PBU	No/ Yds	Lg TD
L-@ Was 9/12.....	2	0	- 2				
L-Chi 9/19.....	4	0	- 4				
W-@ Hou 9/26.....	4	2	- 6	1(-2)			
L-Ten 10/10.....					1		
L-@ Min 10/17.....	2	3	- 5				
L-NYG 10/25.....	2	1	- 3				
L-Jac 10/31.....	1	0	- 1				
L-@ GB 11/7.....	2	0	- 2				
W-@ NYG 11/14.....	5	2	- 7		1		
W-Det 11/21.....	5	0	- 5	2(-4)	3		
L-NO 11/25.....	2	0	- 2		1		
W-@ Ind 12/5.....	1	0	- 1		1	1/40	40t 1
L-Phi 12/12.....	5	0	- 5	1(-3)	1		
W-Was 12/19.....	3	1	- 4		1		
L-@ Ari 12/25.....	2	0	- 2				
W-@ Phi 1/2/11.....	1	0	- 1	1(-1)	1		
Totals	41	9	- 50	5(-10)	10	1/40	40t 1

2011 (Dallas)

Game				INTs			
	ST	AT	TT	Tk/ Ls	PBU	No/ Yds	Lg TD
L-@ NYJ 9/11.....	1	0	- 1				
W-@ SF 9/18.....				INACTIVE/INJURED-Ankle			
W-Was 9/26.....				INACTIVE/INJURED-Ankle			
L-Det 10/2.....				INACTIVE/INJURED-Ankle			
L-@ NE 10/16.....	3	2	- 5		1		
W-Sil 10/23.....				1(-4)			
L-@ Phi 10/30.....	5	2	- 7				
W-Sea 11/6.....	7	2	- 9	1(-3)			
W-Buf 11/13.....	3	1	- 4				
W-@ Was 11/20.....					1	1/0	0 0
W-Mia 11/24.....	4	4	- 8				
L-@ Ari 12/4.....	3	2	- 5				
L-NYG 12/11.....	3	0	- 3				
W-@ TB 12/17.....	5	1	- 6				
L-Phi 12/24.....	2	0	- 2		1		
L-@ NYG 1/1/12.....	3	0	- 3				
Totals	39	14	- 53	2(-7)	3	1/0	0 0

2012 (Dallas)

Game				INTs			
	ST	AT	TT	Tk/ Ls	PBU	No/ Yds	Lg TD
W-@ NYG 9/5.....	1	0	- 1		1		
L-@ Sea 9/16.....	1	1	- 2		1		
W-TB 9/23.....	1	0	- 1				
L-Chi 10/1.....					1		
L-@ Bal 10/14.....	2	0	- 2				
W-@ Car 10/21.....	3	0	- 3				
L-NYG 10/28.....					1		
L-@ Atl 11/4.....	3	0	- 3				
W-@ Phi 11/11.....	3	1	- 4	2(-5)	2		
W-Cle 11/18.....	2	1	- 3				
L-Was 11/22.....	1	0	- 1				
W-Phi 12/2.....				INACTIVE/INJURED-Hand			
W-@ Cin 12/9.....				RESERVE/INJURED-Hand			
W-Pit 12/16.....				RESERVE/INJURED-Hand			
L-NO 12/23.....				RESERVE/INJURED-Hand			
L-@ Was 12/30.....				RESERVE/INJURED-Hand			
Totals	17	3	- 20	2(-5)	6		

2013 (Dallas)

Game				INTs			
	ST	AT	TT	Tk/ Ls	PBU	No/ Yds	Lg TD
W-NYG 9/8.....	3	2	- 5		1		
L-@ KC 9/15.....	3	0	- 3				
W-Sil 9/22.....	3	1	- 4		1		
L-@SD 9/29.....	6	1	- 7				
L-Den 10/6.....	4	0	- 4				
W-Was 10/13.....	3	1	- 4		2	1/0	0 0
W-@ Phi 10/20.....	3	0	- 3	1(-1)	2		
L-@ Det 10/27.....	4	1	- 5		1		
W-Min 11/3.....	4	0	- 4		4	1/0	0 0
L-@ NO 11/10.....	6	1	- 7				
W-@ NYG 11/24.....	2	0	- 2		1		
W-Oak 11/28.....	5	1	- 6		1		
L-@ Chi 12/9.....	4	0	- 4		1		
L-GB 12/15.....	5	0	- 5				
W-@ Was 12/22.....	3	0	- 3		1		
L-Phi 12/29.....	3	1	- 4	1(-1)			
Totals	61	9	- 70	2(-2)	15	2/0	0 0

2014 (Dallas)

Game				INTs			
	ST	AT	TT	Tk/ Ls	PBU	No/ Yds	Lg TD
L-SF 9/7.....				RESERVE/SUSPENDED			
W-@ Ten 9/14.....				RESERVE/SUSPENDED			
L-@ Sil 9/21.....	2	2	- 4				
W-NO 9/28.....	8	0	- 8		2		
W-Hou 10/5.....					1	1/2	2 0
W-@ Sea 10/12.....	4	0	- 4	1(-1)	1		
W-NYG 10/19.....	1	1	- 2				
L-Was 10/27.....	4	1	- 5		2		
L-Ari 11/2.....	1	0	- 1				
W-@ Jac 11/9 (Lon.).....					1		
W-@ NYG 11/23.....	5	0	- 5		1		
L-Phi 11/27.....	4	3	- 7				
W-@ Chi 12/4.....	9	2	- 11	1(-6)	1	1/0	0 0
W-@ Phi 12/14.....	1	0	- 1				
W-Ind 12/21.....	4	0	- 4		1		
W-@ Was 12/28.....	2	0	- 2		1		
Totals	45	9	- 54	2(-7)	11	2/2	2 0

Playoffs

W-Det 1/4/15.....	4	1	- 5				
L-@ GB 1/11/15.....	2	1	- 3				
Totals	6	2	- 8				

2015 (Dallas)

Game				INTs			
	ST	AT	TT	Tk/ Ls	PBU	No/ Yds	Lg TD
W- NYG 9/13.....				RESERVE/INJURED-Knee			
W-@ Phi 9/20.....				RESERVE/INJURED-Knee			
L-Atl 9/27.....				RESERVE/INJURED-Knee			
L-@ NO 10/4.....				RESERVE/INJURED-Knee			
L-NE 10/11.....				RESERVE/INJURED-Knee			
L-@ NYG 10/25.....				RESERVE/INJURED-Knee			
L-Sea 11/1.....				RESERVE/INJURED-Knee			
L-Phi 11/8.....				RESERVE/INJURED-Knee			
L-@ TB 11/15.....				RESERVE/INJURED-Knee			
W-@ Mia 11/22.....				RESERVE/INJURED-Knee			
L-Car 11/26.....				RESERVE/INJURED-Knee			
W-@ Was 12/7.....				RESERVE/INJURED-Knee			
L-@ GB 12/13.....				RESERVE/INJURED-Knee			
L-NYJ 12/19.....				RESERVE/INJURED-Knee			
L-@ Buf 12/27.....				RESERVE/INJURED-Knee			
L-Was 1/3/16.....				RESERVE/INJURED-Knee			
Totals							

KEITH SMITH

41 • Fullback

6-0 • 240 • 4/8/92

San Jose State • FA for '15

NFL: 3rd Year • Cowboys: 3rd Year

Games/Starts: 2015-5/0; Career-5/0

Postseason: 2015-0/0; Career-0/0



PRO: The Dallas Cowboys originally signed Keith Smith as a rookie free agent in 2014 to compete for time as a reserve linebacker and on special teams. He was released at the end of training camp, but immediately signed to the club's practice squad. He was activated at the end of September and spent most of his rookie season bouncing between the active roster and practice squad. He saw time in 10 games as a rookie and posted four special teams tackles to go with six defensive tackles and a forced fumble. He returned in 2015 as a reserve, again spending most of the season on the practice squad, but was activated for and played in five games, finishing with a pair of special teams tackles. For the 2016 season, Smith flips sides of the ball and will work at fullback.

TRANSACTION SUMMARY:

11/14/15: Activated, waived (11/16) and re-signed to Dallas' practice squad (11/18).

5/14/15: Waived, re-signed (7/31), waived (10/5) and signed to Dallas's practice squad (10/7).

10/18/14: Activated, waived (11/14), re-signed to Dallas' practice squad (11/18) and activated (11/26).

10/4/14: Activated, waived (10/6) and re-signed to Dallas' practice squad (10/7).

9/20/14: Activated, waived (9/22) and re-signed to Dallas' practice squad (9/23).

5/13/14: Signed with Dallas as a rookie free agent, waived (8/30) and signed to Dallas' practice squad (8/31).

2015:

- In his second pro season, played in five games after spending a majority of the season on Dallas' practice squad and was in on two special teams tackles.
- Played in the first four games of the season before landing on the practice squad.
- Was activated at Tampa Bay (11/15), then spent the remainder of the season on the practice roster.

2014:

- Signed with Dallas as a rookie free agent and spent the season between the practice squad and active roster.
- Played in 10 games, mainly on special teams, and finished with four special teams tackles to go with six tackles and a forced fumble on defense.
- Made his NFL debut as a reserve linebacker and on special teams at St. Louis (9/21).
- Had his first career defensive stop and first special teams tackle at Jacksonville (11/9) in London.
- Posted a season-best four tackles on defense at linebacker against Indianapolis (12/21) then forced his first career fumble to go with one tackle and two special teams stops in the season finale at Washington (12/28).
- Inactive for both of Dallas' playoff contests.

COLLEGE:

- Finished his four-year career as a linebacker at San Jose State with 45 starts in 49 games played, amassing 476 tackles, ninth in FBS history and second in school history, 29 tackles for loss, five sacks, nine forced fumbles, three fumble recoveries, as well as 12 pass breakups and two interceptions.
- Was the first Spartan in five years to post back-to-back 100-tackle seasons in addition to finishing eighth in school history with 29 tackles for loss and first with eight forced fumbles.
- As a senior team captain, led the nation in total tackles (159) and tackles-per-game (13.3), while becoming the first FBS player since tackles became an official statistic in 2000 to be credited with 20-or-more tackles with 21 at Minnesota and 20 vs. Utah State on his way to first-team All-Mountain West honors.
- Named first-team All-WAC after finishing 2012 with a team-leading 97 tackles, including four games with 10-plus tackles, 3.5 tackles for loss, one sack and four forced fumbles.
- Started all 12 games and was named second-team All-WAC for the second season in a row, leading the team with 104 tackles, 3.5 tackles for loss, three forced fumbles and two pass breakups.
- Named WAC freshman defensive player of the year in 2010 as the leading freshman tackler in the FBS, amassing 116, to go along with an FBS freshman record 14 for loss, four sacks, one fumble recovery and one pass breakup.

PERSONAL:

- Lettered in football and track and field at Charter Oak High in Covina, Calif., where he was named the 2009 Miramonte League Defensive Player of the Year.
- Led his team to a 13-1 record in 2009 with a team-high 132 tackles, 90 of them solo.
- Earned his degree in communications from San Jose State.

COMMUNITY:

- 2014 Rookie Club presented by UnitedHealthcare.
- 2014 NFL PLAY 60 FITNESSGRAM® school visit.
- 2014 Home Run Derby Competition benefiting The Salvation Army.
- 2014, 2016 Dallas Cowboys U High School Camp.
- 2016 Dallas Cowboys Draft Day/Fan Appreciation Party.
- Annual Team Holiday Hospital Visits.
- Dallas Cowboys Kickoff Luncheon and Cowboys Family Cookbook benefiting Happy Hill Farm.
- Salvation Army Angel Tree Christmas Program.
- Make-A-Wish Foundation of North Texas.

K. SMITH'S COWBOYS TOTALS

		DEFENSE									INTERCEPTIONS					FUMBLES REC				
Year Team	GP-GS	ST	AT	TT	Sks- Yds	Tkl/ Ls	QB Prs	PBU	FF	No	Yds	Avg	Lg	TD	No	Yds	Avg	Lg	TD	
2014 Dallas	10-0	5	1	6	0.0(0)	0(0)	0	0	1	0	0	0.0	0	0	0	0	0.0	0	0	
2015 Dallas	5-0	0	0	0	0.0(0)	0(0)	0	0	0	0	0	0.0	0	0	0	0	0.0	0	0	
Totals	15-0	5	1	6	0.0(0)	0(0)	0	0	1	0	0	0.0	0	0	0	0	0.0	0	0	

ADDITIONAL STATISTICS

Special Teams Tackles – 2014 (4-0-4), 2015 (0-2-2). Totals: (4-2-6).

ROD SMITH

45 • Fullback

6-3 • 240 • 1/10/92

Ohio State • W(Sea) for '15

NFL: 2nd Year • Cowboys: 2nd Year

Games/Starts: 2015-11/0; Career-11/0

Postseason: 2015-0/0; Career-0/0



PRO: Rod Smith signed with the Dallas Cowboys midway through the 2015 season in an effort to bolster the depth at the running back position behind 1,000-yard rusher Darren McFadden. Smith originally signed with Seattle as a rookie free agent following the 2015 NFL Draft, but was waived after one game on the active roster. Dallas claimed him off waivers, and he played in 10 games for Dallas over the remainder of the year as a special teams contributor. He finished the year with five yards on two carries and one catch for six yards offensively. In 2016 he is making the transition to fullback with the hopes of seeing an increased role within the Cowboys offensive attack.

TRANSACTION SUMMARY:

10/14/15: Claimed off waivers by Dallas.

10/10/15: Activated and waived (10/13).

9/5/15: Waived and signed to Seattle's practice squad (9/8).

5/2/15: Signed with Seattle as a rookie free agent.

2015 (Seattle/Dallas):

- Signed with Seattle as a rookie free agent, played in one game, was waived (10/13) and claimed by Dallas on Oct. 14 where he played in 10 games.
- Made his NFL debut at Cincinnati (10/11) and rushed twice for five yards while also playing on special teams.
- Made his Cowboys debut against Seattle (11/1) but did not have any stats.
- Returned his first career kickoff for 26 yards at Tampa Bay (11/15), then caught his first career pass for six yards on Thanksgiving Day against Carolina (11/26).

COLLEGE:

- Finished his five-year career as a running back at Ohio State with 40 games played, amassing 107 carries for 549 yards (5.1) and eight touchdowns as primarily a goal-line back, while adding nine catches for 94 yards and a touchdown out of the backfield.
- Played in seven games as a fifth-year senior in 2014, rushing 24 times for 101 yards and a career-high four touchdowns.
- Played in 10 games in 2013, rushing 22 times for 117 yards and a touchdown.
- Appeared in all 12 games for the unbeaten Buckeyes in 2012 and was in on 75 snaps from scrimmage, registering career-bests in rushing attempts (32), yards (215) and average (6.7), adding two touchdowns. He also contributed on special teams, leading the team in kickoff returns (13), yards (303) and average (23.3).
- Played in 10 games as a redshirt freshman in 2011 and had carries in three of them, totaling 29 rushes for 116 yards (4.0) and a touchdown.

PERSONAL:

- Carried the football 1,000 times during his high school career at Paul Harding, Ind., High School and set the SAC conference career rushing record with 6,625 yards with 66 touchdowns.
- Also was all-conference in basketball and ran on the state runner-up 4x100 relay team.
- Teamed with Dallas' 2016 first round pick Ezekiel Elliott at Ohio State, and his brother, Jaylon, was Dallas' second round selection in 2016.
- Majored in African-American studies.
- Has a daughter, Sydney.

COMMUNITY:

- 2015 Rookie Club presented by UnitedHealthcare.
- 2015 Early Thanksgiving Day meal at The Salvation Army.
- 2016 Dallas Cowboys U High School Camp.
- Salvation Army Angel Tree Christmas Program.
- Annual Team Holiday Hospital Visits.
- Make-A-Wish Foundation of North Texas.

ROD SMITH'S NFL TOTALS

Year Team	GP-GS	RUSHING					RECEIVING				
		No	Yds	Avg	Long	TD	No	Yds	Avg	Long	TD
2015 Seattle.....	1-0	2	5	2.5	3	0	0	0	0.0	0	0
Dallas.....	10-0	0	0	0.0	0	0	1	6	6.0	6	0
Totals	11-0	2	5	2.5	3	0	1	6	6.0	6	0

ADDITIONAL STATISTICS

Kickoff Returns – 2015 (1 for 26 yards).

RODNEY SMITH

14 • Wide Receiver

6-5 • 232 • 3/11/90

Florida State • FA-'15

NFL: 3rd Year • Cowboys: 2nd Year

Games/Starts: 2015-0/0; Career-8/0

Postseason: 2015-0/0; Career-0/0



PRO: Rodney Smith signed to the Dallas Cowboys practice squad at the beginning of the 2015 season after his release from Cleveland. Smith's imposing frame and excellent agility make him a vertical threat down the field, and his ability to track passes and use his height on jump balls gives Dallas a unique weapon to challenge opposing defenses. Smith signed with Minnesota as a rookie free agent following the 2013 NFL Draft, and played in eight games over two seasons for the Vikings and Browns before coming to Dallas. He spent the first 16 weeks of the 2015 season on Dallas' practice squad and will look to compete for a spot on the wide receiver depth chart.

TRANSACTION SUMMARY:

- 9/8/15:** Signed to Dallas' practice squad and activated (12/30).
8/10/15: Released by Cleveland.
10/2/14: Waived by Minnesota and claimed off waivers by Cleveland (10/3).
8/31/13: Released by Minnesota, signed to Minnesota's practice squad (9/1) and activated (10/17).
4/30/13: Signed with Minnesota as an undrafted free agent.

2015 (Cleveland/Dallas):

- Released by Cleveland in training camp and signed to Dallas' practice squad at the start of the regular season.
- Spent the first 16 weeks of the season on Dallas' practice squad, signed to the active roster for the season finale against Washington (1/3/16) but was in active.

2014 (Minnesota/Cleveland):

- Played in one game for the Vikings before his release and was claimed off waivers by Cleveland, where he played three games without recording any stats to finish out the season.
- In the season finale at Baltimore (12/28), played on special teams and in multiple receiver sets, recording a tackle on a Browns interception.

2013 (Minnesota):

- Played in four games, mostly on special teams, and finished the season with two special teams tackles.
- Made his NFL debut at Dallas (11/3), playing mostly on special teams units.
- Recorded the first stats of his career, making two special teams tackles against Philadelphia (12/15).

COLLEGE:

- Started 34 of the 48 career games he played at Florida State and set a school record with a catch in 39 straight games while recording 106 catches for 1,540 yards and 10 touchdowns.
- Ranked second on the squad with 38 receptions and third on the team with 524 yards as a senior in 2012, adding three touchdowns and earning the Unselfish Leadership Award for the offense.
- Started 12-of-13 games as a junior in 2011 and ranked in the top-three on the team in almost every receiving category, finishing first in receiving yards with 561, second with 36 catches, and third with four touchdowns.
- Ranked fourth on the team with 31 receptions, adding 448 yards and three touchdowns in his 2010 sophomore season.
- Played in seven games, initially on special teams, before working his way into the receiving rotation late in his 2009 freshman season, catching one pass and totaling four special teams tackles.

PERSONAL:

- Earned *Miami Herald* All-Dade honors at receiver for Archbishop Carroll High School in Miami, Fla., totaling 65 receptions for 1,330 yards and 17 touchdowns in a run-heavy offense over his final two seasons.
- Graduated with a management-entrepreneurship degree in 2011.

COMMUNITY:

- 2016 Dallas Cowboys Draft Day/Fan Appreciation Party.
- 2016 Dallas Cowboys U High School Camp.
- Salvation Army Angel Tree Christmas Program.
- Annual Team Holiday Hospital Visits.
- Make-A-Wish Foundation of North Texas.

RODNEY SMITH'S NFL TOTALS

Year Team	GP-GS	RECEIVING					RUSHING				
		No	Yds	Avg	Long	TD	No	Yds	Avg	Long	TD
2013 Minnesota	4-0	0	0	0.0	0	0	0	0	0.0	0	0
2014 Minnesota	1-0	0	0	0.0	0	0	0	0	0.0	0	0
Cleveland	3-0	0	0	0.0	0	0	0	0	0.0	0	0
2015 Dallas	0-0	0	0	0.0	0	0	0	0	0.0	0	0
NFL Totals	8-0	0	0	0.0	0	0	0	0	0.0	0	0

ADDITIONAL STATISTICS

Special Teams Tackles – 2013 (2).

TYRON SMITH

77 • Tackle


6-5 • 320 • 12/12/90

Southern California • D1 for '11 (9th overall)

NFL: 5th Year • Cowboys: 5th Year

Games/Starts: 2015-16/16; Career-79/79

Postseason: 2015-0/0; Career-2/2



PRO BOWLS



PRO: For just the fourth time in team history, and first time since 1981, the Dallas Cowboys selected an offensive lineman in the first round of the draft when they picked Tyron Smith with the ninth overall pick in the 2011 NFL Draft. He also became the second-highest offensive lineman drafted in Cowboys history behind John Niland, who was selected fifth in the 1966 Draft. Smith, who started his collegiate career as a backup left tackle, eventually moved to the right side where he started the final 24 games in which he played at USC. In Smith, the Cowboys have a hard working, athletic lineman with good foot speed and the ability to stay on and finish blocks. Smith has proven himself as both an efficient run blocker and pass protector while demonstrating the ability to anchor a bull rusher and recover if he gets out of position. He stepped in and immediately took over the starting right tackle spot as a rookie, starting all 16 games he played. In his second season, Smith manned the blind side, moving to left tackle, after becoming the first rookie to start all 16 games along the offensive line since Rob Pettit in 2005 and the third overall to do so. In 2013 Smith returned as the club's starting left tackle, and his work through the season proved he could be a dominant force on the Cowboys line as he earned his first career trip to the Pro Bowl as a starter. He signed an eight-year extension during 2014 training camp and was a key part of a line that paved the way for the NFL's rushing leader (DeMarco Murray - 1,845 yards), the second-ranked rushing attack (2,354), the most efficient passer in the league and in team history (Tony Romo - 69.9 completion percent and 113.2 rating) and the league's receiving touchdown leader (Dez Bryant - 16) to earn his second straight trip to the Pro Bowl. He earned his third straight trip to the all-star game following the 2015 season after helping Darren McFadden to his second career 1,000-yard rushing season and the first time in team history the Cowboys had two different running backs top 1,000 yards in consecutive seasons.

TRANSACTION SUMMARY:

7/30/14: Signed an eight-year contract extension through 2023.

4/28/11: Drafted in the first round (ninth overall) by Dallas.

2015:

- Selected to play in his third straight Pro Bowl after starting all 16 games for the third straight season, fourth overall, allowing McFadden to rush for his second career 1,000-yard season. It was the first time in team history the Cowboys had two different rushers top 1,000 yards in consecutive seasons.
- In the season-opening win over the N.Y. Giants (9/13), the line did not allow a sack on 45 drop backs as Romo completed 80.0% of his passes (36-of-45) for 356 yards with three touchdowns and two interceptions.
- Helped the offense control the clock for 40:25 as the line yielded three sacks on 37 dropbacks as Dallas passers (Romo and Brandon Weeden) completed 73.5% (25-of-34) of their passes in the win at Philadelphia (9/20).
- Against Atlanta (9/27) blocked for an offense that averaged 6.0 yards-per-rush with four rushing touchdowns - the most by a Cowboys offense since four at Arizona (11/15/98). All four came in the first half, the second time in franchise history Dallas had four rushing touchdowns in a half - first half against N.Y. Giants, 12/1/63.
- The offense rushed for 233 yards with one touchdown on 41 carries (5.7) and totaled 460 yards with one sack on 28 dropbacks at the N.Y. Giants (10/25).
- Against Seattle (11/1) helped open holes for a running game that averaged 4.3 yards-per-carry (30 for 129) while yielding one sack on 27 dropbacks.
- Against Philadelphia (11/8) helped the offense rack up 411 yards as McFadden topped 100 rushing yards (117) and two receivers (Cole Beasley, 112, and Dez Bryant, 104) both topped 100 receiving yards to mark the first time since 1999 Dallas had a pair of 100-yard receivers along with a 100-yard rusher.
- Dallas rushed for 166 yards on 38 carries (4.4) and McFadden topped 100 yards (129) in Romo's return at Miami (11/22). The quarterback was protected on 18-of-28 passes for 227 yards with two touchdowns, two interceptions while being sacked twice. The offense held onto the ball for 38:50 and converted 50.0% (seven-of-14) of its third down chances.
- Blocked for an offense that rushed for 171 yards and one touchdown on 20 carries (8.6), including long runs of 50, 45 and 22 yards at Green Bay (12/13).
- McFadden rushed for his fifth 100-yard game and the line blocked for Kellen Moore's NFL debut after he stepped in for Matt Cassel at the beginning of the second quarter against the N.Y. Jets (12/19).

STAFF

- In Moore's first career start, did not yield a sack on 31 attempts as the running game averaged 4.8 yards-per-carry (25 for 121) at Buffalo (12/27).
- The season-finale against Washington (1/3/16) saw the offense rack up a season-high 512 yards, including 435 passing yards by Moore - sixth in a game in team history.

2014:

- Started all 16 games for the league's second-ranked rushing offense, blocking for the league's rushing leader and the most efficient quarterback and earned his second straight Pro Bowl selection.
- Was a key component helping Murray set a league record by rushing for at least 100 yards in each of the first eight games of the season while rushing for a team-record 1,845 yards.
- Helped open holes for Murray to rush for 118 yards and a touchdown on 22 carries in the opener against San Francisco (9/7).
- Again blocked for Murray, who rushed for 167 yards (third in his career) and a touchdown on 29 carries in the win at Tennessee (9/14). The offense rushed for 220 yards and controlled the clock for 41:11.
- Led the way for Murray to rush for 100 yards - his third straight 100-yard game to become the third Cowboy with 100 yards in each of the first three games of a season - and did not yield a sack in Dallas' all-time greatest comeback win (without overtime) at St. Louis (9/21).
- In the win over New Orleans (9/28), blocked for 190 yards and two scores on 35 runs (5.4) and allowed Murray to rush for 149 yards and both scores on 24 carries (6.5) to become the seventh NFL rusher, third Cowboy with 100 yards in four straight games to open the season. Murray also was only the fourth rusher with four 100-yard games with at least one touchdown in each of the first four games of a season.
- Helped lead Murray to his fifth straight 100-yard performance in the overtime win against Houston (10/5). Murray joined Jim Brown (1958) and O.J. Simpson (1973 and 1975) as the only running backs to rush for 100 yards in each of the first five games of a season.
- Became the first offensive lineman since Brian Waters (2004) and the first offensive tackle since Erik Williams (1992) to take home Offensive Player of the Week honors after helping Murray join Brown (1958) as the only two men in NFL history with six straight 100-yard games to open a season. Murray rushed for 115 yards and a touchdown at Seattle (10/12). The line also allowed Dallas to control the clock with 37:39 of offense (20:05 in the first half).
- Murray rushed for his eighth straight 100-yard game, finishing with 141 yards on 19 carries (7.4) and the club had 166 yards on 25 carries (6.6) in the overtime loss to Washington (10/27).
- Blocked for Murray to rush for 79 yards, snapping his streak of 100-yard games, against Arizona (11/2).
- Opened holes for Murray to rush for his ninth 100-yard game of the season (19 for 100) at Jacksonville (11/9) in London. Joseph Randle also rushed for 56 yards on seven carries with a 40-yard touchdown run.
- In the comeback win at the N.Y. Giants (11/23), blocked for Murray's 10th 100-yard game (121 yards) and allowed time for Romo to go 18-of-26 with 275 yards, four touchdowns no interceptions and a 143.4 rating.
- Guided Murray to his club-record tying 11th 100-yard game of the season with 179 yards - second in his career - and a touchdown in the Thursday night win at Chicago (12/4). Also protected Romo to complete 80.8% of his passes with three touchdowns, one sack and no picks for a 138.0 rating.
- In the win at Philadelphia (12/14), helped the offense to a season-high 41:55 possession time as Murray rushed for 81 yards and two scores and Romo threw for 265 yards, three touchdowns and no picks for a 129.1 rating.
- Helped the offense rush for 127 yards on 40 carries as Romo completed a club-record 90.0% (18-of-20) of his passes with four touchdowns and a personal-best 151.7 rating in the NFC East clinching win against Indianapolis (12/21).
- In the season-ending win at Washington (12/28), allowed Murray to break the club single-season rushing record (1,845) and the club-record for 100-yard games (12), finishing with 100 yards and a touchdown. Randle added a career-long 65-yard touchdown jaunt for a team rushing total of 174 yards on 26 carries.
- In the Wild Card Playoff Game against Detroit (1/4/15), blocked for Murray's 75 rushing yards, his one-yard touchdown run and allowed Romo to throw for 293 yards, two touchdowns and 114.0 rating.
- Helped block for Murray to rush for 123 yards (ninth in a postseason game in team history) and a touchdown on 25 carries (4.9) in the Divisional Playoff loss at Green Bay (1/11/15). Also allowed Romo to complete 78.9% (15-of-19) of his passes for 191 yards, two touchdowns and a rating of 143.6 as the line yielded four sacks.

2013:

- Had a solid season as the club's starting left tackle, opening all 16 games for the second time in his career and earned his first career Pro Bowl selection.
- Started at left tackle in the opener against the N.Y. Giants (9/8) and helped block for 331 yards on 74 plays while the offense held the ball for 37:10 in the win.
- Helped the offense rush for 193 yards, including 175 by Murray, as Romo threw three touchdown passes in the win over St. Louis (9/22).
- Helped block for Romo against Denver (10/6), who finished with a club-record 506 yards with five touchdowns, completing 25-of-36 passes for a 140.0 rating. The offense gained 522 yards (tied for 12th in club history) and scored six touchdowns (tied for 11th).
- In the win at Philadelphia (10/20), the offense controlled the clock for 36:13 and racked up 368 yards - 74 rushing and 294 passing.
- Helped block for three Murray rushing touchdowns against Oakland (11/28). It was the first multi-rushing touchdown game by a Cowboy running back since Marion Barber had two at New Orleans (12/10/09) and the first three-score game since Julius Jones at Seattle (12/6/04).
- Blocked for a running game that racked up 198 yards on 28 carries (7.1) and a passing game that garnered four touchdowns in the loss at Chicago (12/9).
- The offense racked up 466 yards (second this season) behind Murray's 134 yards (7.4) with one touchdown and Romo's 358 yards and two touchdowns against Green Bay (12/15).
- Kyle Orton started at quarterback in the finale against Philadelphia (12/29), and the line did not yield a sack on.

2012:

- Made the move to left tackle and started all 15 games he played, missing one with an ankle injury.
- Helped the offense rack up 5,994 net yards - third in a season in team history - as Romo threw for a career-high and club record 4,903 yards.
- In the opener at the N.Y. Giants (9/5), made the start at left tackle for the first time in his career and helped block for a 100-yard rusher (Murray, 131), 100-yard receiver (Kevin Ogletree, 114) and a 300-yard passer (Romo, 307).
- At Baltimore (10/14) helped block for 227 rushing yards, the most ever allowed by the Ravens, and the most for Dallas since rushing for 297 against St. Louis (10/23/11).
- Helped the offense control the clock for 33:37 and gain 312 yards while not allowing a sack at Carolina (10/21).

TYRON SMITH

2015 SEASON

RECORDS

PLAYOFF RECORDS

HISTORY

SIDELINES

- Helped block for Romo, who threw for a then career-high 437 yards - third in team history - on a club-record 62 attempts with 36 completions - good for second in team history - against the N.Y. Giants (10/28).
- The offense gained 377 yards at Atlanta (11/4) while not turning the ball over for the first time on the season.
- Did not yield a turnover for the second consecutive week in the win at Philadelphia (11/11).
- Suffered a left ankle injury in the second quarter and missed the rest of the game against Cleveland (11/18).
- Was active but did not play (ankle) against Washington (11/22), but returned to the starting lineup against Philadelphia (12/2) to block for Romo to throw for three touchdowns, complete 81.5% of his passes and finish with a 150.5 rating.
- Helped the offense convert 11-of-19 (57.9%) third down chances in the win at Cincinnati (12/9) before providing time for Romo to throw for his eighth 300-yard game of the season (328 yards) in the overtime win against Pittsburgh (12/16).
- Helped Romo throw for 416 yards - his third 400-yard game of the season - and four touchdowns in the overtime loss to New Orleans (12/23).

2011:

- Made his NFL debut at right tackle and helped Romo throw for 342 yards and a pair of touchdowns on 23-of-36 passes.
- Along with fellow 2011 draft choice Bill Nagy, it was the first time in franchise history a Cowboys team started two rookies on the offensive line in the season opener. The pair also became the seventh and eighth rookie linemen to ever start a season opener and the first since Rob Petitti in 2005. Overall, they were the 38th and 39th rookies to start an opener for Dallas.
- Allowed time for Romo to throw for 345 yards and two touchdowns - his 20th straight game with a scoring toss and 28th career 300-yard game - in the overtime win at San Francisco (9/18).
- In the home-opening win over Washington (9/26), helped block for 125 rushing yards, including a career-best 115 yards by Felix Jones.
- Aided the offense in racking up 434 yards of offense - the club's second 400-yard game of the season - against Detroit (10/2).
- Blocked for Romo's 30th career 300-yard performance as the offense gained 377 yards of offense at New England (10/16).
- Opened holes for Murray to rush for a club-record 253 yards as the team finished with the fourth-most rushing yards in a game in team history (294) against St. Louis (10/23).
- In the win over Seattle (11/6), the line did not give up a sack for the first time on the season as Romo threw for 279 yards and a pair of touchdowns on 19-of-31 attempts.
- The offense scored a touchdown on each of its first four possessions for the first time in team history and totaled 433 yards of offense while not yielding a sack in the win over Buffalo (11/13).
- At Washington (11/20) helped block for Murray, who rushed for 73 yards, while allowing Romo to throw for 292 yards.
- The unit allowed a season-high five sacks of Romo as the quarterback threw for 299 yards on 28-of-42 passes with a touchdown in the overtime loss at Arizona (12/4).
- Against the N.Y. Giants (12/11) allowed Romo to finish with a quarterback rating of 141.3 - 21-of-31 for 321 yards and four touchdowns - while the running game racked up 139 yards on 24 attempts (5.8).
- In the Saturday night win at Tampa Bay (12/17), the offense jumped out to a 28-0 halftime lead while controlling the clock for 37:59.
- Blocked for a new quarterback in Stephen McGee against Philadelphia (12/24) after Romo was out with a hand injury following the first series. McGee finished his first action of the season 24-of-38 for 182 yards and a touchdown behind the line's effort.

COLLEGE:

- All-America first-team selection by *The NFL Draft Report* and rated the best offensive tackle eligible for the 2011 draft as a junior.
- Recipient of the Morris Trophy, given to the top offensive lineman in the Pac-10, based on a vote by the conference's defensive linemen.
- Consensus All-Pac 10 first-team and named USC's Offensive Lineman of the Year.
- Started 12 games at right tackle and was the only lineman in the conference to record 100 knockdowns while adding 13 touchdown-resulting blocks and yielding just one sack the entire season.
- Saw time on special teams, blocking a pair of extra point attempts.
- Helped pave the way for an offense that averaged 431.5 yards-per-game, an increase from the previous season in which the offense averaged 389.1.
- Also improved in passing touchdowns from 16 in 2009 to 28 in 2010.
- USC gained 171.4 rushing yards-per-game, an improvement from 149.5 the previous season.
- Started the first 12 games of his sophomore season and was an All-American selection by *The NFL Draft Report* and honorable mention by *College Football News*.
- Earned honorable mention All-Pac 10 Conference pick helping USC average 149.5 rushing yards-per-game, along with 24 rushing touchdowns.
- Served as the backup left tackle and played on special teams as a true freshman, playing in 10 games, missing only one due to injury.

PERSONAL:

- Was a two-way lineman at Rancho Verde High School in Moreno Valley, Calif., and earned numerous honors as a senior, including, *Parade*, *SuperPrep*, *PrepStar* and *Scout.com* All-America first-team.
- Consensus five-star pick who ranked 15th on the Rivals 100 list and as a junior, made Cal-Hi Sports all-state underclassmen second-team.
- Majored in public policy, management and planning at USC.

COMMUNITY:

- 2011 Rookie Club presented by UnitedHealthcare.
- 2012-16 Dallas Cowboys Draft Day/Fan Appreciation Party.
- 2012-16 Dallas Cowboys U High School Camp.
- 2014-16 Reliant Home Run Derby benefiting The Salvation Army.
- 2014-16 Albertson's All Star Gala benefiting The Salvation Army and Muscular Dystrophy Association.
- 2014 NFL Play 60 clinic, London, England.
- 2014 Fan Appreciation Pep Rally, London, England.
- 2014 Cowboys/NFL United Way Play 60 campaign.

- 2015-16 Taste of the NFL: The Ultimate Cowboys Tailgate Party host benefiting North Texas Food Bank.
- 2015-16 Dirk Nowitzki Heroes Celebrity Baseball Game (2015 MVP).
- 2016 Offensive Line Visit to North Texas Food Bank.
- WrestleMania 32 week community event Make-a-Wish private signing at Dave & Buster's.
- Annual Holiday Hospital Visits.
- Kick Off Luncheon and Dallas Cowboys Family Cookbook benefiting Happy Hill Farm.
- Make-A-Wish Foundation of North Texas.
- Salvation Army Angel Tree Christmas Program.

T. SMITH'S COWBOYS TOTALS

GAMES/STARTS (regular season, playoffs): 2011 (16/16), 2012 (15/15); 2013 (16/16), 2014 (16/16, 2/2), 2015 (16/16). **Total: 79/79, 2/2.**

DEVIN STREET

15 • Wide Receiver

6-3 • 200 • 3/30/91

Pittsburgh • D5 for '14 (146th overall)

NFL: 3rd Year • Cowboys: 3rd Year

Games/Starts: 2015-15/2; Career-31/2

Postseason: 2015-0/0; Career-2/0



PRO: The Dallas Cowboys selected Devin Street in the fifth round (146th overall) of the 2014 NFL Draft, adding a tall wide receiver with a history of producing big numbers. Street played in all 16 games as a rookie and caught two passes for 18 yards. He was used in four and five wide receiver sets and gained more playing time in his second season, playing in 15 games with two starts. He played four seasons at Pittsburgh, beginning as a redshirt freshman in 2010, and finished his Panthers career with a school-record 202 receptions, topping the previous mark of 178 catches by Latef Grim (1998-2000). Street's ability to stretch the field, along with utilizing his size and leaping ability to create mismatches against smaller cornerbacks allowed him to generate 2,901 receiving yards, third-best ever at the university, and 16 touchdown receptions, tied for seventh. He looks to earn more playing time and targets through his third pro season.

TRANSACTION SUMMARY:

5/10/14: Drafted in the fifth round (146th overall) by Dallas.

2015:

- Played in 15 games with the first two starts of his career and caught nine passes for 132 yards and his first career touchdown.
- Caught his first pass of the season with an 18-yarder at Philadelphia (9/20), then made his first career start in place of Dez Bryant (foot) against Atlanta (9/27).
- Got the start at New Orleans (10/4), then had one reception for 13 yards on a third-and-13 against New England (10/11).
- Had his first career touchdown catch on a career-long 25-yard reception along the end zone sideline at the N.Y. Giants (10/25). Added his first career kickoff return for 22 yards.
- Had a catch for 18 yards but suffered his first career fumble that was recovered by the Redskins at Washington (12/7).
- Had an 11-yard reception in the season finale against Washington (1/3/16).

2014:

- Played in all 16 games and both playoff games in multiple receiver sets and on limited special teams units.
- Made his NFL debut in the opener against San Francisco (9/7) and caught two passes for 18 yards.
- Saw time in the remaining 14 games and both playoff contests, but was held without a catch.

COLLEGE:

- Started all 10 games he appeared in as the outside wide receiver, earning third-team All-ACC honors and finishing the season second on the team with 854 yards on 51 catches (16.8 yards-per-catch) and a career-high seven touchdowns.
- Selected second-team All-Big East Conference during his junior campaign, leading the team with a career-high 73 receptions for 975 yards (13.4 avg.) and five touchdowns, as his reception total placed fourth and yardage figure ranked tenth on the school season record chart.
- As a sophomore started all 13 games in which he appeared, leading the team with 53 receptions for 754 yards (14.2 avg.) and a pair of touchdowns.
- Finished fourth on the team with 25 receptions for 318 yards (12.7 avg.) with two touchdowns, with four starts in 13 games played as a redshirt freshman.

PERSONAL:

- Attended Liberty High School in Bethlehem, Pa., lettering in football and track.
- Recorded 49 receptions for 822 yards and eight touchdowns as a senior, while adding two interceptions and 50 tackles as a starting cornerback on defense and was named to the Associated Press Pennsylvania Class AAAA All-State second-team and to The Morning Call All-Area first-team.
- Helped Liberty compile a 53-7 mark (.883) and earn three state title game appearances during his four seasons with the varsity.
- In track, he won the District XI championship in the long jump, setting a school and district record, reaching 24'-6" while also capturing the district titles in the 100- and 200-meter dashes.
- Earned his degree in communications from Pittsburgh.

COMMUNITY:

- 2014 Rookie Club presented by UnitedHealthcare.

- 2014 NFL PLAY 60 FITNESSGRAM® school visit.
- 2014 Home Run Derby Competition benefiting the Salvation Army.
- 2014-16 Dallas Cowboys U High School Camp.
- 2014 NFL Play 60 clinic, London, England.
- 2014 Fan Appreciation Pep Rally, London, England.
- 2015 Cowboys Draft Day/Fan Appreciation Party.
- 2015 Stars of Texas event for American Diabetes Association.
- 2015 Served an early Thanksgiving meal at The Salvation Army.
- Annual Team Holiday Hospital Visits.
- Kick Off Luncheon and Dallas Cowboys Family Cookbook benefiting Happy Hill Farm.
- Make-A-Wish Foundation of North Texas.
- Salvation Army Angel Tree Christmas Program.

STREET'S COWBOYS TOTALS

		RECEIVING					RUSHING				
Year Team	GP-GS	No	Yds	Avg	Long	TD	No	Yds	Avg	Long	TD
2014 Dallas	16-0	2	18	8.0	9	0	0	0	0.0	0	0
2015 Dallas	15-2	7	114	16.3	25t	1	0	0	0.0	0	0
Totals	31-2	9	132	14.7	25t	1	0	0	0.0	0	0
Playoffs											
2014 Dallas	2-0	0	0	0.0	0	0	0	0	0.0	0	0

ADDITIONAL STATISTICS

Kickoff Returns – 2015 (1 for 22).

GEOFF SWAIM

87 • Tight End

6-4 • 260 • 9/16/93

Texas • D7c for '15 (246th overall)

NFL: 2nd Year • Cowboys: 2nd Year

Games/Starts: 2015-4/1; Career-4

Postseason: 2015-0/0; Career-0/0



PRO: The Dallas Cowboys traded a 2016 pick to acquire one last pick when they selected Geoff Swaim with the 246th pick in the seventh round of the 2015 NFL Draft. Swaim finished his collegiate career at the University of Texas, seeing most of his playing time as a blocking tight end. He has the athletic ability to develop into an all-around tight end, and saw time in multiple tight end sets as a rookie, playing in four games with one start, sticking around the line most of the time as an extra run blocker. He will return in 2016 and compete for more playing time at a deep position for the Cowboys offense.

TRANSACTION SUMMARY:

5/2/15: Drafted in the seventh round (246th overall) by Dallas.

2015:

- Was a gameday inactive for a majority of his rookie season but saw time in four games with one start.
- Made his NFL debut with James Hanna (knee) sidelined at Philadelphia (9/20) and caught his first career pass (0 yards) while helping the offense control the clock for 40:25.
- Against New England (10/11) made his first career start as the club opened with three tight ends and Hanna (ankle) was sidelined.
- Saw his next game action at Buffalo (12/27) and was part of a front that did not yield a sack in Kellen Moore's first career start.

COLLEGE:

- Started all 13 games, spending most of his time helping block for a running game that rushed for 1,786 yards and seven touchdowns.
- Played in 13 games with nine starts as a junior transfer at Texas, earning honorable mention All-Big 12 selection by the coaches.
- Helped Butte College in Oroville, Calif., to its second straight 10-1 record and the 2012 NorCal Conference Championship.
- Earned 2012 All-California Community College Region 1 first-team honors, catching nine passes for 88 yards with a team-high three touchdowns.
- Played in four games as a freshman and caught five passes for 23 yards.

PERSONAL:

- Earned all-selection and all-league honors as a senior linebacker at Pleasant Valley High School in Chico, Calif.
- Notched 124 tackles, six sacks, an interception and fumble recovery with two blocked PATs while also catching five passes for 57 yards as a senior.
- Also played for Pleasant Valley's basketball team.
- Majored in corporate communications at Texas.

COMMUNITY:

- 2015 Rookie Club presented by UnitedHealthcare.
- 2015-16 Dallas Cowboys U High School Camp.

- 2016 Fashion's for First Downs Dallas Cowboys Women's Charity Fashion Show.
- WrestleMania 32 week community event at Children's Health Medical Center.
- 2016 Dallas Cowboys Draft Day/Fan Appreciation Party.
- Annual Team Holiday Hospital Visits.
- Kick Off Luncheon and Dallas Cowboys Family Cookbook benefiting Happy Hill Farm.
- Make-A-Wish Foundation of North Texas.
- Salvation Army Angel Tree Christmas Program.

SWAIM'S COWBOYS TOTALS

Year Team	GP-GS	RECEIVING					SPECIAL TEAMS TACKLES							
		No	Yds	Avg	Long	TD	Solo	Asst	Tot	FF	FR	BP	BFG	BX
2015 Dallas	4-1	1	0	0.0	0	0	0	0	0	0	0	0	0	0

JOSH THOMAS

26 • Cornerback

5-11 • 196 • 5/3/89

Buffalo • FA-'15

NFL: 6th Year • Cowboys: 1st Year

Games/Starts: 2015-8/0-Ind; Career: 51/10

Postseason: 2014-0/0; Career-1/0



PRO: The Dallas Cowboys signed Josh Thomas for the final game of the 2015 season to give them a proven corner to fill in for multiple injuries in the secondary. Thomas was originally drafted by Dallas in 2011 and has played in 51 games over five seasons in the NFL with several teams. Thomas has totaled 70 tackles, 13 pass breakups, two fumble recoveries and an interception over his career, and will bring a hard-nosed mentality to the Dallas defense.

TRANSACTION SUMMARY:

- 12/8/15:** Waived and signed with Dallas (12/30).
- 9/5/15:** Waived and signed with Indianapolis (9/22).
- 7/24/15:** Signed With Minnesota.
- 12/16/14:** Waived and claimed off waivers by Detroit (12/17).
- 10/8/14:** Released and signed with the N.Y. Jets (10/13).
- 8/30/14:** Released and signed with Seattle (9/8).
- 9/3/11:** Released and claimed off waivers by Carolina (9/4).
- 4/30/11:** Drafted by Dallas in the fifth round (143rd overall).

2015 (Minnesota/Indianapolis/Dallas):

- Signed with Minnesota during training camp, released during final cuts and signed with Indianapolis (9/22).
- Played in eight games with the Colts before his release on Dec. 8, totaling four tackles and two pass breakups.
- Signed with Dallas on Dec. 30.
- Recorded three tackles and two pass deflections in his Colts debut at Tennessee (9/27).
- In his lone game with Dallas, dressed but did not play in the finale against Washington (1/3/16).

2014 (Seattle/N.Y. Jets/Detroit):

- Started the season in Seattle, playing in three games, and recorded a pass breakup, was released and signed with the N.Y. Jets for one game, registering two tackles and a deflection, before landing in Detroit for one game.

2013 (Carolina):

- Appeared in 13 games for a defensive unit that ranked second in the NFL in total defense and points allowed, contributing 28 tackles, two pass breakups and his only career interception.
- Registered a career-high eight tackles at Arizona (10/6).
- Recorded first career interception, grabbing a tipped Ryan Tannehill pass at Miami (11/24).

2012 (Carolina):

- Played in 16 games with starts in the last four at right cornerback for Carolina, notching 24 tackles and finishing second on the team with seven passes defended.
- Logged seven tackles and one fumble recovery on special teams against Seattle (10/7).
- Finished with four tackles and two pass breakups in the season finale at New Orleans (12/30).

2011 (Dallas/Carolina):

- Drafted in the fifth round (143rd overall) by the Cowboys, released at the conclusion of training camp and signed with Carolina, appearing in nine games on special teams and in dime defensive packages.
- Made his NFL debut against Minnesota (10/30), playing mostly on special teams.

COLLEGE:

- Played in 47 games with 34 starts at Buffalo and produced 205 tackles, two sacks, five forced fumbles, two fumble recoveries, two interceptions and 27 passes defended.
- As a senior started 12 games, intercepting one pass and recording eight breakups. Added 58 tackles, two sacks, one forced fumble and one fumble recovery.
- Played in 12 games as a junior in 2009 with 10 starts and ranked second on the Bulls with nine passes defended, adding 45 tackles, one forced fumble and one fumble recovery.
- Compiled 57 tackles, three forced fumbles and six pass breakups in 12 games as a sophomore in 2008.
- Played in 11 games with four starts as a freshman, logging 45 tackles, one pick and four passes defended.

PERSONAL:

- Attended Cedar Hill, Texas, High School where he played football and ran track and field.
- Majored in sociology at Buffalo.
- He and his wife, Shonnie, have a son, Dallas.

COMMUNITY:

- 2016 Dallas Cowboys Draft Day/Fan Appreciation Party.
- 2016 Dallas Cowboys U High School Camp.

THOMAS' NFL TOTALS

Year Team	GP-GS	DEFENSE										INTERCEPTIONS				FUMBLES REC			
		ST	AT	TT	Sks-Yds	Tkl/Ls	QB Prs	PBU	FF	No	Yds	Avg	Lg	TD	No	Yds	Avg	Lg	TD
2011 Carolina	9-0	1	0	—	0.0(0)	0(0)	0	0	0	0	0	0.0	0	0	1	0	0.0	0	0
2012 Carolina	16-4	27	8	—	0.0(0)	0(0)	0	7	0	0	0	0.0	0	0	1	0	0.0	0	0
2013 Carolina	13-6	21	7	—	0.0(0)	0(0)	0	2	0	1	0	0.0	0	0	0	0	0.0	0	0
2014 Seattle	3-0	0	0	—	0.0(0)	0(0)	0	1	0	0	0	0.0	0	0	0	0	0.0	0	0
N.Y. Jets	1-0	2	0	—	0.0(0)	0(0)	0	1	0	0	0	0.0	0	0	0	0	0.0	0	0
Detroit	1-0	0	0	—	0.0(0)	0(0)	0	0	0	0	0	0.0	0	0	0	0	0.0	0	0
2015 Indianapolis	8-0	4	0	—	0.0(0)	0(0)	0	2	0	0	0	0.0	0	0	0	0	0.0	0	0
Dallas	0-0	0	0	—	0.0(0)	0(0)	0	0	0	0	0	0.0	0	0	0	0	0.0	0	0
NFL Totals	51-10	55	15	—	0.0(0)	0(0)	0	13	0	1	0	0.0	0	0	2	0	0.0	0	0

ADDITIONAL STATISTICS

Special Teams Tackles: 2011 (1); 2012 (7); 2013 (4); 2015 (1). Totals: (13).

CEDRIC THORNTON

92 • Defensive Tackle

6-4 • 295 • 6/21/88

Southern Arkansas • FA-'16

NFL: 6th Year • Cowboys: 1st Year

Games/Starts: 2015-13/13-Phi; Career: 61/45

Postseason: 2015-0/0; Career-1/1



PRO: The Dallas Cowboys signed Cedric Thornton to a four-year contract early in the 2016 free agency period. Thornton signed with the Philadelphia Eagles as a rookie free agent in 2011 and started 45-of-61 games along the defensive line, recording 233 tackles, 10 tackles for loss, four sacks and five pass deflections in five seasons with the team. Thornton started all 13 games he played in 2015 and made 47 tackles to go along with a sack and a pass deflection. A versatile defensive lineman with the skills and physical prowess to play multiple positions on the Cowboys defensive front, Thornton will bolster the Cowboys pass rush and run defense as Dallas looks to regain the NFC East crown in 2016.

TRANSACTION SUMMARY:

3/9/16: Signed with Dallas as an unrestricted free agent through 2019.

4/13/15: Signed a one-year contract extension with Philadelphia.

3/3/14: Signed a one-year contract extension with Philadelphia.

12/12/11: Activated from the practice squad.

9/4/11: Released and signed to the practice squad (9/5).

7/26/11: Signed with Philadelphia as a rookie free agent.

2015 (Philadelphia):

- Started all 13 games he played for the Eagles, recording 47 tackles with a sack and a pass deflection.
- Recorded his only sack with a take-down of Tony Romo against Dallas (9/20), adding three tackles.
- Made a season-high six tackles at Carolina (10/25).

2014 (Philadelphia):

- Started all 16 games for the Eagles at defensive end for the second consecutive season, tallying 61 tackles, three tackles for loss, a sack and tied for third in the NFL with three fumble recoveries.
- Registered a season-high seven tackles at San Francisco (9/28).
- Recovered two fumbles against St. Louis (10/5), including one in the end zone for his first career touchdown, in addition to three tackles and two pressures.
- Talled six tackles and his lone sack of the season against Dallas (12/14).

2013 (Philadelphia):

- Led the Eagles defensive line with 78 tackles and ranked third on the team with five tackles for a loss while starting all 16 games at defensive end.
- Recorded a career-high eight tackles, including a sack of Peyton Manning at Denver (9/29).
- Made seven tackles in a loss against the Giants (10/27).
- Posted six tackles and forced a fumble against Detroit (12/8).

2012 (Philadelphia):

- Played in 16 games and recorded 47 tackles with two tackles for loss and a sack.
- Registered his first NFL tackle, recording two, against Baltimore (9/16).
- Finished with eight tackles and his first career sack against Atlanta (10/28).

2011 (Philadelphia):

- Signed with the Eagles as a rookie free agent following the draft, and made the team's practice squad out of camp. Was signed to the active roster after Week 14 and was inactive for the final three games of the season.

COLLEGE:

- A two-year starter at Division II Southern Arkansas, compiled an impressive 133 tackles, 36 tackles for loss, 10 sacks and three forced fumbles in his collegiate career.
- As a senior in 2010, ranked third on the team with 53 tackles, including 13 tackles for a loss, 1.5 sacks and a forced fumble.
- Earned first-team All-America honors as a junior in 2009 after leading the team with 80 tackles, 8.5 sacks and finishing first in college football with 23 tackles for loss. In addition, forced two fumbles and blocked two kicks.

PERSONAL:

- Attended Star City, Ark., High School where he played football.
- Majored in physical education wellness & leisure at Southern Arkansas.
- Has two sons, Cedric and Kaisen, and a daughter, Kaylei.

COMMUNITY:

- WrestleMania 32 week community event at Ronald McDonald House of Dallas.
- 2016 Dallas Cowboys U High School Camp.

THORNTON'S NFL TOTALS

		DEFENSE									INTERCEPTIONS					FUMBLES REC				
Year Team	GP-GS	ST	AT	TT	Sks-Yds	Tkl/Ls	QB	Prs	PBU	FF	No	Yds	Avg	Lg	TD	No	Yds	Avg	Lg	TD
2011 Philadelphia.....	0-0	0	0	0	0.0(0)	0(0)	0	0	0	0	0	0	0.0	0	0	0	0	0.0	0	0
2012 Philadelphia.....	16-0	25	22	47	1.0(-5)	2(-6)	6	0	0	0	0	0	0.0	0	0	0	0	0.0	0	0
2013 Philadelphia.....	16-16	60	18	78	1.0(-6)	5(-11)	8	2	1	0	0	0	0.0	0	0	0	0	0.0	0	0
2014 Philadelphia.....	16-16	36	25	61	1.0(-8)	3(-5)	4	2	0	0	0	0	0.0	0	0	3	40	13.3	40	1
2015 Philadelphia.....	13-13	29	18	47	1.0(-6)	2(-4)	3	1	0	0	0	0	0.0	0	0	0	0	0.0	0	0
NFL Totals.....	61-45	150	83	-233	4.0(-25)	12(-26)	21	5	1		0	0	0.0	0	0	3	40	13.3	40	1
Playoffs																				
2013 Philadelphia.....	1-1	2	4	6	0.0(0)	0(0)	2	0	0	0-0	0	0	0.0	0	0	0	0	0.0	0	0

**THORNTON'S CAREER GAME-BY-GAME
DEFENSE**

2012 (Philadelphia)									2014 (Philadelphia)								
Game	ST	AT	TT	Sks Yds	Tkl/ Ls	QB Prs	PBU		Game	ST	AT	TT	Sks Yds	Tkl/ Ls	QB Prs	PBU	
W-@ Cle 9/9.....									W-Jax 9/7.....	2	2	4					
W- Bal 9/16.....	1	1	2						W-@ Ind 9/15.....	3	1	4					
L-@ Ari 9/23.....									W- Was 9/21.....	2	2	4					
W-NYG 9/30.....	2	2	4			1			L-@ SF 9/28.....	4	3	7		2(-4)			
L-@ Pit 10/7.....	2	5	7						W-SIL 10/5.....	1	2	3				2	
L-Det 10/14.....	1	3	4			1			W-NYG 10/12.....	3	1	4					
L-Atl10/28.....	6	2	8	1.0(-5)					L-@ Ari 10/26.....	1	1	2				1	1
L-@ NO 11/5.....	1	2	3			1			W-@ Hou 11/2.....	2	2	4					
L-Dal 11/11.....	1	4	5						W-Car 11/10.....	1	3	4					
L-@ Was 11/18.....									L-@ GB 11/18.....	1	0	1				1	
L-Car 11/26.....	1	1	2			1			W-Ten 11/23.....	4	0	4					
L-@ Dal 12/2.....	1	1	2						W-@ Dal 11/27.....	1	1	2					
W-@ TB 12/9.....	2	0	2			1			L-Sea 12/7.....	3	3	6		1(-1)		1	
L-Cin 12/13.....	6	0	6		2(-6)	1			L-Dal 12/14.....	3	3	6	1.0(-8)				
L-Was 12/23.....	1	1	2						L-@ Was 12/20.....	4	0	4					
L-@ NYG 12/30.....									W-@ NYG 12/28.....	1	1	2					
Totals	25	22	47	1.0(-5)	2(-6)	6			Totals	36	25	61	1.0(-8)	3(-5)	4	2	
2013 (Philadelphia)									2015 (Philadelphia)								
Game	ST	AT	TT	Sks Yds	Tkl/ Ls	QB Prs	PBU		Game	ST	AT	TT	Sks Yds	Tkl/ Ls	QB Prs	PBU	
W-@ Was 9/9.....	3	2	5		1(-2)		1		L-@ Atl 9/14.....	2	3	5					
L-SD 9/15.....	5	1	6						L-Dal 9/20.....	4	1	5	1.0(-6)				
L-KC 9/19.....	6	0	6			1			W-@ NYJ 9/27.....	INACTIVE/INJURED - HAND							
L-@ Den 9/29.....	4	4	8	1.0(-6)					L-@ Was 10/4.....	INACTIVE/INJURED - HAND							
W-@ NYG 10/6.....	4	1	5		1(-3)				W-NO 10/11.....								
W-@ TB 10/13.....	1	1	2			1			W-NYG 10/19.....	2	3	5				1	
L-Dal 10/20.....	4	2	6			2			L-@ Car 10/25.....	5	1	6		1(-1)			
L-NYG 10/27.....	7	0	7						W-@ Dal 11/8.....	4	2	6					
W-@ Oak 11/3.....	2	0	2			1			L-Mia 11/15.....	1	2	3					
W-@ GB 11/10.....	3	2	5				1		L-TB 11/22.....	5	0	5					
W-Was11/17.....	6	0	6		2(-2)	1			L-@ Det 11/26.....	2	0	2			1(-3)		
W-Ari 12/1.....	5	0	5						W-@ NE 12/6.....	INACTIVE/INJURED - ANKLE							
W-Det 12/8.....	5	1	6						W-Buf 12/13.....								
L-@ Min 12/15.....	2	4	6		1(-4)				L-Ari 12/20.....	3	1	4					
W-Chi 12/22.....	1	0	1			1			L-Was 12/26.....	1	0	1				2	
W-@ Dal 12/29.....	2	0	2						W-@ NYG 1/3/15.....	0	5	5				1	
Totals	60	18	78	1.0(-6)	5(-11)	8	2		Totals	29	18	47	1.0(-5)	2(-4)	3	1	
Playoffs																	
L-NO 1/4/13.....	2	4	6			2											

CASEY WALKER

75 • Defensive Tackle

6-1 • 325 • 12/6/89

Oklahoma • FA-15

NFL: 2nd Year • Cowboys: 2nd Year

Games/Starts: 2015-2/0-; Career-8/1

Postseason: 2014-0/0; Career-0/0



PRO: The Dallas Cowboys signed Casey Walker to the practice squad in an effort to beef up their nose tackle position along the defensive line after Terrell McClain was injured early in 2015. Walker originally signed with Carolina as an undrafted free agent in 2013 and had stints with Baltimore and New England before joining Dallas. In eight career games, Walker totaled 14 tackles and one sack. His hard-nosed play and ability to keep consistent leverage will be an asset to Dallas in a reserve role on the defensive front.

TRANSACTION SUMMARY:

- 9/4/15:** Released and signed to Dallas' practice squad (10/20).
- 8/5/15:** Released and signed with New England (8/14).
- 12/16/14:** Signed with Baltimore off New England's practice squad.
- 11/20/14:** Released and signed to New England's practice squad (11/22).
- 9/27/14:** Signed with New England off Carolina's practice squad.
- 1/3/14:** Signed with Carolina, released (8/30) and signed to Carolina's practice squad (8/31).
- 8/31/13:** Released and signed to Carolina's practice squad (9/1).
- 4/30/13:** Signed with Carolina as a rookie free agent.

2015 (Baltimore/New England/Dallas):

- Signed with New England midway through training camp after being released by Baltimore, but was released at the conclusion of preseason.
- Signed to Dallas' practice squad on Oct. 20, activated on Dec. 25 and made his Cowboys debut at Buffalo (12/27), finishing with two tackles.
- Played as a reserve tackle in the season finale against Washington (1/3/16)

2014 (Carolina/Baltimore/New England):

- Appeared in six games and made one start for the Patriots and Ravens, totaling 12 tackles and recording one sack.
- Made his first career tackle as a member of the Patriots against Cincinnati (10/5).
- Registered a career-best six tackles and had his first career sack against the N.Y. Jets (10/26).
- Made his lone appearance of the season for Baltimore, recording one tackle in the season finale against Cleveland (12/28).

2013 (Carolina):

- Signed with Carolina as a rookie free agent and spent the season on the practice squad.

COLLEGE:

- Played in 33 games, making 22 starts, over four seasons at Oklahoma, producing 49 tackles, one sack, two forced fumbles, two fumble recoveries and three pass deflections.
- Played in 11 games and started 10 as a senior in 2012, recording 25 tackles, three tackles for loss, recovered a fumble and deflected a pass.
- Played in 12 games with eight starts as a junior in 2011 and compiled 17 tackles, three tackles for loss, one sack, forced two fumbles and broke up two pass attempts.
- Helped the Sooners rank second in the Big 12 Conference in total defense, playing in seven games with four starts and recording five tackles as a sophomore in 2010 despite missing six games with a knee injury.
- Played in three games as a redshirt freshman in 2009, notching two tackles and recovering a fumble.

PERSONAL:

- Prepped at Garland, Texas, High School, where he totaled 47 tackles, four sacks, two forced fumbles and a fumble recovery in his final two seasons for the Owls.
- Recorded 22 tackles, two sacks, two forced fumbles and seven pressures as a senior in 2007.
- Earned his degree in multidisciplinary studies from Oklahoma.
- He and his wife, Kelsi, have a daughter, Kobi.

COMMUNITY:

- 2015 Served an early Thanksgiving meal at The Salvation Army.
- 2016 Dallas Cowboys Draft Day/Fan Appreciation Party.
- 2016 Dallas Cowboys U High School Camp.
- Annual Team Holiday Hospital Visits.
- Salvation Army Angel Tree Christmas Program.
- Make-A-Wish Foundation of North Texas

WALKER'S NFL TOTALS

		DEFENSE									INTERCEPTIONS					FUMBLES REC				
Year Team	GP-GS	ST	AT	TT	Sks-Yds	Tkl/Ls	QB Prs	PBU	FF	No	Yds	Avg	Lg	TD	No	Yds	Avg	Lg	TD	
2014 New England	5-1	7	4	- 11	1.0(-2)	0(0)	0	0	0	0	0	0.0	0	0	0	0	0.0	0	0	
Baltimore	1-0	0	1	- 1	0.0(0)	0(0)	0	0	0	0	0	0.0	0	0	0	0	0.0	0	0	
2015 Dallas	2-0	1	1	- 2	0.0(0)	0(0)	0	0	0	0	0	0.0	0	0	0	0	0.0	0	0	
NFL Totals	8-1	8	6	- 14	1.0(-2)	0(0)	0	0	0	0	0	0.0	0	0	0	0	0.0	0	0	

LUCKY WHITEHEAD

13 • Wide Receiver

5-9 • 180 • 6/2/91

Florida Atlantic • FA for '15

NFL: 2nd Year • Cowboys: 2nd Year

Games/Starts: 2015-15/1; Career-15/1

Postseason: 2015-0/0; Career-0/0



PRO: The Dallas Cowboys added Lucky Whitehead to the roster as a rookie free agent following the 2015 NFL Draft in the hopes that the quick and shifty receiver would find a home in multiple receiver sets and as a return specialist for the team. He was one of just two rookie free agents (La'el Collins) to make the club out of training camp, and he went on to play in 15 games with one start. He got a majority of his offensive touches on end arounds and sweeps, rushing 10 times for 107 yards. On special teams, he averaged 28.3 yards-per-kick return and 5.8 yards-per-punt return as a rookie while playing in limited offensive snaps (15%). In 2016 he will look for more playing time on offense while building on a successful season as a rookie returner.

TRANSACTION SUMMARY:

5/8/15: Signed with Dallas as a rookie free agent.

2015:

- Played in 15 games with one start as a rookie, seeing a majority of his time as a returner and averaged 28.3 yards on 16 kickoff returns and 5.8 yards on 19 punt returns. He also caught six passes for 16 yards and rushed 10 times for 107 yards - the third-highest in the league by a receiver in 2015 and the most by a rookie receiver (second overall) in franchise history.
- Made his NFL debut in the season-opener against the N.Y. Giants (9/20) but did not have any stats.
- Registered his first career stats, finishing against New England (10/11) with one catch for -3 yards, one punt return for -2 and a kickoff return for 21.
- Had his first career runs - four for 35 (8.8) with one converting a third down at the N.Y. Giants (10/25).
- Returned a kickoff a career-long 29 yards, returned two punts five yards and caught an eight-yard pass against Philadelphia (11/8).
- Made his first career start and finished the Thanksgiving Day game against Carolina (11/26) with one catch for four yards and a punt return for eight.
- In the Monday night win at Washington (12/7), caught one pass for five yards, rushed twice for 35 yards with a 22-yarder, returned two kickoffs 70 yards and three punts for a season-high 31. Had a 46-yard kickoff return that helped set up the game-winning field goal with 0:09 remaining.
- Had a career-long 33-yard run, rushing twice for 32 yards, returning five kickoffs 131 yards and two punts 18 yards against the N.Y. Jets (12/19).

COLLEGE:

- Through his collegiate campaign, caught 133 passes for 1,631 yards with 14 touchdowns, rushed 79 times for 594 yards (7.5) with five touchdowns and had 2,177 combined return yards with three touchdowns on 97 returns.
- In his final collegiate season, was FAU's Offensive MVP, leading Conference USA with 76 catches for 706 yards with six touchdowns. Added 21 runs for 210 yards and a score along with 20 kickoff returns for 493 yards (24.7) and 19 punt returns for 311 yards (16.4) with a 73-yard return for a touchdown.
- Transferred to Florida Atlantic as a junior and played in 10 games with 284 all-purpose yards, catching nine passes for 190 yards with two touchdowns, rushing four times for 30 yards with one score, returning three kicks 58 yards and one punt one yard.
- In his second season at Dean College, caught 24 passes for 493 yards with three touchdowns, averaged 6.7 yards-per-carry (46 for 306) with three touchdowns, averaged 22.7 yards-per-kickoff return (14 for 318) and 20.1 yards-per-punt return (13 for 261) with two touchdowns.
- As a freshman at Dean, saw time in eight games as a wide receiver and return specialist, finishing with 24 catches for 242 yards with three touchdowns, eight carries for 48 yards and had a combined 27 returns for 735 yards (478 - kick, 257 - punt).

PERSONAL:

- Rodney "Lucky" Whitehead was a standout first-team all-conference recognition at both wide receiver and return specialist at Osbourn High School in Manassas, Va.
- Majored in public safety administration.

COMMUNITY:

- 2015-16 Rookie Club presented by UnitedHealthcare.
- 2015-16 Dallas Cowboys U High School Camp.
- 2015 Early Thanksgiving Day meal at The Salvation Army.
- 2015 Thanksgiving Play 60 clinic and PSA
- 2016 Dallas Cowboys Draft Day/Fan Appreciation Party.
- 2016 Fashion's for First Downs Dallas Cowboys Women's Charity Fashion Show.
- 2016 Dirk Nowitzki Heroes Celebrity Baseball Game.
- Annual Team Holiday Hospital Visits.
- Kick Off Luncheon and Dallas Cowboys Family Cookbook benefiting Happy Hill Farm.
- Salvation Army Angel Tree Christmas Program.
- Make-A-Wish Foundation of North Texas

WHITEHEAD'S COWBOYS TOTALS

Year Team	GP-GS	RECEIVING					RUSHING				
		No	Yds	Avg	Long	TD	No	Yds	Avg	Long	TD
2015 Dallas	15-1	6	16	2.7	8	0	10	107	10.7	33	0

Year Team		PUNT RETURNS					KICKOFF RETURNS				
		No	Yds	Avg	FC	Long	TD	No	Yds	Avg	Long
2015 Dallas		19	110	5.8	4	28	0	16	452	28.3	79

SINGLE-GAME HIGHS

Carries – 4 at N.Y. Giants, 10/25/15
Rushing Yards – 35 at N.Y. Giants, 10/25/15 and at Washington, 12/7/15
Rushing Average – 8.2 at Green Bay, 9/15/13
Kickoff Returns – 5 vs. N.Y. Jets, 12/19/15
Kickoff Return Yards – 131 vs. N.Y. Jets, 12/19/15

KYLE WILBER

51 • Linebacker

6-4 • 245 • 4/26/89

Wake Forest • D4a for '12 (113th overall)

NFL: 5th Year • Cowboys: 5th Year

Games/Starts: 2015-16/6; Career-58/15

Postseason: 2015-0/0; Career-2/0



PRO: The Dallas Cowboys selected Kyle Wilber in the fourth round (113th overall) of the 2012 NFL Draft out of Wake Forest to provide the team with yet another athletic pass rusher. Wilber's rookie season got off to a slow start after suffering a thumb injury in the preseason. He recovered to play in 10 games, mostly on special teams. In 2013 he showed flashes of his ability, playing in all 16 games, starting six at linebacker due to injury, and impressed coaches enough to be looked at as a starting linebacker in 2014. He again played in all 16 games with three starts in 2014 and posted 23 tackles and 1.5 sacks. He started six of the 16 games he played on the strongside in 2015 and was also a team-leader on special teams coverage units. He will push for more starting time on defense in 2016 while also maintaining his coverage abilities on special teams.

TRANSACTION SUMMARY:

3/11/16: Signed a two-year contract as an unrestricted free agent with Dallas through 2017.

4/28/12: Drafted in the fourth round (113th overall) by Dallas.

2015:

- Played in all 16 games for the third straight season, starting six on the strongside, and compiled 27 tackles, one for a loss and four pressures while tying for the team-high with nine special teams stops.
- Started on the strongside in the season opener against the N.Y. Giants (9/13) and tallied two tackles, one for a loss, along with a pair of special teams tackles.
- Was second on the team with two special teams tackles and scooped up a Danny McCray blocked punt and ran 26 yards for his first career score in the win at Philadelphia (9/20).
- Posted six tackles, including five solo, against Atlanta (9/27) then played defensive end at New Orleans (10/4) and posted two tackles and two pressures.
- Started at strongside backer against Seattle (11/1) and posted one tackle.
- Played in his 50th career game and finished with two tackles against Philadelphia (11/8) then started at SLB with Hitchens playing WLB and posted two tackles at Tampa Bay (11/15).
- Notched six tackles and a pressure on Thanksgiving Day against Carolina (11/26) then started on the strongside in place of Anthony Hitchens, who started at middle, against the N.Y. Jets (12/19) and had two tackles and a hurry.

2014:

- Played in all 16 games with three starts and both playoff contests to total 23 tackles, 1.5 sacks, one pressure, one breakup and a fumble recovery in the regular season.
- Had a tackle and a half sack in the win at Tennessee (9/14) then started in place of Justin Durant (groin) in the comeback win at St. Louis (9/21) and finished with a career-best nine tackles with one pressure.
- Started for Bruce Carter (thigh) in the win over the N.Y. Giants (10/19) and posted two tackles.
- Recovered a fourth quarter fumble in the win at Philadelphia (12/14) that led to a field goal.
- Got the start in the NFC East clinching win over Indianapolis (12/21) and had two tackles and a sack.
- Started the season-ending win at Washington (12/28) with Rolando McClain (illness) out and had two tackles.
- Had two tackles, picked off the first pass of the second half and assisted on a special teams tackle in the Wild Card Playoff Game against Detroit (1/4/15).

2013:

- Returned for his second season and played in all 16 games with the first six starts of his career and finished with 42 tackles, two sacks, two tackles for losses, 14 pressures, two fumble recoveries and a forced fumble. Added three special teams tackles.
- Posted one tackle and two pressures as a reserve linemen in the opening win over the N.Y. Giants (9/8).
- Notched his first career sack along with two pressures in the win over St. Louis (9/22).
- Saw extended playing time in the second half against Washington (10/13) with DeMarcus Ware (quad) out and had one tackle, a pressure and sack in which he forced and recovered a fumble - both firsts of his career.

- Had his first career start in place of Ware (quad) at Philadelphia (10/20) and posted one tackle.
- Started again in place of Ware (quad) at Detroit (10/27) and finished with four tackles and two hurries.
- Played linebacker at the N.Y. Giants (11/24) and had a season-high seven tackles with one for a loss and a hurry.
- On Thanksgiving Day against Oakland (11/28), recovered a muffed snap that led to a two-yard DeMarco Murray touchdown and added six tackles, a pressure and a special teams stop.
- Started at linebacker once again in place of Durant (hamstring) and had five tackles at Chicago (12/9).
- In a start at linebacker against Green Bay (12/15), had five tackles with one for a loss then started in the comeback win at Washington (12/22), finishing with six tackles.

2012:

- Suffered a thumb injury in the first preseason game that required surgery, but recovered to play in 10 games and post three tackles on defense and six on special teams.
- Made his NFL debut in the home-opening win over Tampa Bay (9/23) but did not record any stats.
- Recorded his first career tackle against Chicago (10/1).
- Was inactive at Carolina (10/21) and against the N.Y. Giants (10/28), then returned at Atlanta (11/4) to record his first career special teams tackle.
- Tied for the team lead with two special teams tackles and had one stop on defense at Philadelphia (11/11).
- Had two tackles on special teams in the season finale at Washington (12/30).

COLLEGE:

- Earned third-team All-Atlantic Coast Conference honors from *The NFL Draft Report* as a senior.
- Started 13 games at strong outside linebacker, finishing second on the team with a career-high 70 tackles.
- Tied for the team lead with 3.5 sacks and added 11.5 tackles for loss, three pressures, three forced fumbles, one fumble recovery, one pass breakup and blocked one kick.
- Named third-team All-ACC by Phil Steele as junior, starting all 12 games at strong-side outside linebacker.
- Led the team with six sacks and 14.5 tackles for loss while posting 65 tackles, one pressure, four pass break-ups and blocked a pair of kicks.
- Finished second on the squad with 7.0 sacks and tied for the team lead with 13.5 tackles for loss.
- Appeared in five games for the Demon Deacons at weak-side linebacker to finish with 18 tackles, a sack, one fumble recovery and a blocked field goal as a sophomore.
- Earned honorable mention Freshman All-American honors from *College Football News* and was the only redshirt freshman to start on defense.
- Recorded 42 tackles, three sacks, 6.5 tackles for loss, one pressure and had one fumble recovery which he returned two yards for a touchdown against Boston College.

PERSONAL:

- Attended Apopka, Fla., High School where he earned first-team All-Central Florida, All-Orange County and all-metro conference pick and was chosen to play in the Central Florida All-Star game following his senior year.
- Also Florida Class 6A all-state third-team selection as a senior as he helped Apopka to an 8-2 record while recording 55 tackles, 10 tackles for loss, four sacks and a fumble recovery.
- Participated in weightlifting and wrestling.
- Was a double-major in sociology and communications.

COMMUNITY:

- 2012 Rookie Club presented by UnitedHealthcare.
- 2012-16 Dallas Cowboys U High School Camp.
- 2012 NFL United Way Hometown Huddle.
- 2013-15 Dallas Cowboys Draft Day/Fan Appreciation Party.
- 2013 Team Cowboys Komen Race For The Cure Drive Thru Registration.
- 2013 The Salvation Army YET Kaboom Playground Build.
- 2014 NFL Play 60 clinic, London, England.
- 2014 Fan Appreciation Pep Rally, London, England.
- 2014 NFL/Cowboys United Way Hometown Huddle Play 60 Clinic.
- 2014-15 Early Thanksgiving Day Meal at The Salvation Army.
- 2014 Team Cowboys/Komen Race for the Cure Registration event.
- 2015 Fitness Zone dedication at The Salvation Army.
- 2015 Taste of the NFL: The Ultimate Cowboys Tailgate Party.
- 2015 Dirk Nowitzki Heroes Celebrity Baseball Game.
- 2016 Dallas Cowboys Draft Day/Fan Appreciation Party.
- WrestleMania 32 community event Make-a-Wish private signing at Dave & Buster's
- Annual team Holiday Hospital Visits.
- Dallas Cowboys Kickoff Luncheon and Cowboys Family Cookbook benefiting Happy Hill Farm.
- Make-A-Wish Foundation of North Texas.
- Salvation Army Angel Tree Christmas Program.

WILBER'S COWBOYS TOTALS

Year Team	GP-GS	DEFENSE										INTERCEPTIONS					FUMBLES REC			
		ST	AT	TT	Sks-Yds	Tkl/Ls	QB	Prs	PBU	FF	No	Yds	Avg	Lg	TD	No	Yds	Avg	Lg	TD
2012 Dallas	10-0	1	2	-	3 0.0(0)	0(0)	0	0	0	0	0	0	0.0	0	0	0	0	0.0	0	0
2013 Dallas	16-6	30	12	-	42 2.0(-17)	2(-7)	14	0	1	0	0	0	0.0	0	0	2	1	0.5	1	0
2014 Dallas	16-3	12	11	-	23 1.5(-8)	0(0)	1	1	0	0	0	0	0.0	0	0	1	0	0.0	0	0
2015 Dallas	16-6	21	6	-	27 0.0(0)	1(-4)	4	0	0	0	0	0	0.0	0	0	0	0	0.0	0	0
Totals	58-15	64	31	-	95 3.5(-25)	3(-11)	19	1	1	0	0	0	0.0	0	0	3	1	0.3	1	0
Playoffs																				
2014 Dallas	2-0	1	1	-	2 0.0(0)	0(0)	0	0	0	0	1	5	5.0	5	0	0	0	0.0	0	0

ADDITIONAL STATISTICS

Special Teams Tackles – 2012 (4-2-6), 2013 (1-2-3), 2015 (6-3-9).

Totals: 11-7-18.

Playoffs – 2014 (0-1-1).

Points – 2015 (6 – blk punt return).

SINGLE-GAME HIGHS

Tackles – 9 at St. Louis, 9/21/14

J.J. WILCOX

27 • Safety

6-0 • 212 • 2/14/91

Georgia Southern • D3b for '13 (80th overall)

NFL: 4th Year • Cowboys: 4th Year

Games/Starts: 2015-16/13; Career-45/34

Postseason: 2015-0/0; Career-2/2



PRO: The Dallas Cowboys drafted a talented and athletic football player when they selected J.J. Wilcox with their second pick in the third round (80th overall) of the 2013 NFL Draft. Wilcox arrived at Georgia Southern as a wide receiver, transitioned to running back as a sophomore then brought his ball-hawking skills to safety as a senior. As a rookie, he earned a starting safety spot in Week 3 and started the next four games before a knee injury sidelined him. He returned in a reserve role also seeing time on special teams. In his second pro season, Wilcox regained the starting spot at free safety, and started all 16 games to finish fourth on the team with 89 tackles. He also had his hand in five takeaways, forcing one fumble, intercepting a pair of passes and recovering two fumbles. He started 13 of the 16 games he played in 2015 and was seventh on the defense with 69 tackles, eventually yielding the starting spot to Byron Jones. He will return in 2016 and be a key part of a safety group that should be a strong suit on the defense.

TRANSACTION SUMMARY:

4/26/13: Drafted in the third round (80th overall) by Dallas.

2015:

- Started 13 of the 16 games he played and finished seventh on the defense with 69 tackles while adding one stop for a loss, four breakups an interception and a pressure. Tied for fourth on the team with eight special teams tackles.
- Posted three tackles, including his first career tackle for loss, along with a pass breakup while helping limit Odell Beckham to five catches for 44 yards in the season-opening win against the N.Y. Giants (9/13).
- Had one tackle and a breakup - an interception he returned 24 yards - in the win at Philadelphia (9/20), then had six tackles against New England (10/11).
- Paced the defense with nine tackles against Philadelphia (11/8).
- Logged four tackles and a breakup in a start at Miami (11/22), then posted nine stops on Thanksgiving Day against Carolina (11/26).
- Started the game at Washington (12/7) as the defense opened with three safeties and finished with three tackles and a pressure with two stops on special teams.
- One-of-five defenders with double-digit tackles at Green Bay (12/13), finishing with a season-best 10. Also had a season-high and career-best three special teams stops.
- Added five tackles and a special teams tackle as a reserve safety at Buffalo (12/27), then started the finale in place of Church (arm) and had three tackles and his first career tackle for a loss.

2014:

- Regained the starting job at safety and started all 16 games and both playoff contests.
- Finished fourth on the defense with 89 tackles with one pressure, four breakups, one forced fumble, two interceptions and a pair of fumble recoveries.
- Led all defensive backs with seven tackles along with a breakup in the win at Tennessee (9/14).
- Posted five tackles and recovered his first fumble in the win over New Orleans (9/28).
- Notched six tackles and his first career pressure in the overtime win against Houston (10/5).
- Posted eight tackles with one deflection and his first career interception against Washington (10/27).
- Had six solo tackles against Arizona (11/2).
- Notched eight tackles, including the 100th of his career, in the comeback win at the N.Y. Giants (11/23).
- Led the team with a career-high 15 tackles, including a career-best eight solos, on Thanksgiving Day against Philadelphia (11/27).
- In the win at Philadelphia (12/14), had six tackles, one breakup, an interception and his first career forced fumble. His interception led to a touchdown and a 35-24 Dallas lead, and the fumble was recovered by Kyle Wilber, led to a field goal and provided the final 38-27 margin.
- Intercepted a pass in the end zone at the end of the half to preserve the first half shutout in the NFC East clinching win over Indianapolis (12/21).
- In the season-ending win at Washington (12/28), notched six tackles and a fumble recovery.
- Led the team with eight tackles in the Wild Card Playoff Game against Detroit (1/4/15).

2013:

- Played in 13 games with five starts as a rookie, taking over the starting safety spot in Week 3. A knee injury made him miss three games, and he returned as a reserve safety, finishing the season with 44 tackles, a pass breakup and six stops on special teams.
- Made his NFL debut as a reserve safety and on special teams, finishing with a stop on each unit, in the opener against the N.Y. Giants (9/8).
- Made the first start of his career, opening the Rams (9/22) game at strong safety and posted six tackles.
- Started at San Diego (9/29) and tallied two tackles, then had a nine tackles against Denver (10/6).
- Had six tackles against Washington (10/13).
- Missed games at Detroit (10/27), against Minnesota (11/3) and at New Orleans (11/10) with a knee injury but returned at the N.Y. Giants (11/24) in a reserve role and notched three tackles and a special teams stop.
- Had one tackle and two on special teams in the Thanksgiving Day win over Oakland (11/28).

COLLEGE

- Switched sides of the ball to start 13-of-14 games at safety as a senior and earned second-team All-America honors from *The NFL Draft Report* and *College Sports Journal* as the best safety prospect in the nation at the FCS level.
- Added All-Southern Conference first-team honors, finishing second on the team with 88 tackles to go with three breakups, a pair of interceptions and a blocked punt and returned 31 kickoffs for 780 yards and a touchdown.

- Played in 13 games with eight starts as a junior running back and gained 480 yards on 52 runs with seven touchdowns and caught seven passes for 168 yards and a score. Also returned two kickoffs for 11 yards.
- As a sophomore started 14 of the 15 games, shifting from receiver to running back, and caught a team-best 22 passes for 551 yards and three touchdowns and rushed 85 times for 484 yards with six touchdowns. His 25.02 yard-per-catch averaged established a school record. Added two tackles on defense.
- Started four of the eight games he played as a freshman wide receiver and caught 16 passes for 179 yards to go with three tackles.

PERSONAL:

- Earned first-team all-region and all-area honors as a senior wide receiver at Cairo, Ga., High School.
- Helped the school to the 2008 state championship with 22 catches for 400 yards and five touchdowns.
- On defense, posted 77 tackles, three forced fumbles and an interception from as a free safety.
- Majored in management at Georgia Southern.

COMMUNITY:

- 2013 Rookie Club presented by UnitedHealthcare.
- 2013-16 Dallas Cowboys U High School Camp.
- 2013 The Salvation Army YET Kaboom Playground Build.
- 2014-16 Draft Day/Fan Appreciation Party.
- 2014 NFL Play 60 clinic, London, England.
- 2014 Fan Appreciation Pep Rally, London, England.
- 2014 NFL/Cowboys United Way Hometown Huddle Play 60 clinic.
- 2015-16 Reliant Home Run Derby benefiting the Salvation Army. - "Home Run Champion."
- 2015 Celebrity guest at opening ceremonies for Regional Robotics Competition.
- 2015 The Gatehouse Charity Luncheon.
- 2015 Served an early Thanksgiving meal at The Salvation Army.
- 2016 Dirk Nowitzki Heroes Celebrity Baseball Game.
- Annual Team Holiday Hospital Visits.
- Dallas Cowboys Kickoff Luncheon and Cowboys Family Cookbook benefiting Happy Hill Farm.
- Make-A-Wish Foundation of North Texas.
- Salvation Army Angel Tree Christmas Program.

WILCOX'S COWBOYS TOTALS

		DEFENSE										INTERCEPTIONS					FUMBLES REC				
Year Team	GP-GS	ST	AT	TT	Sks-Yds	Tkl/Ls	QB	Prs	PBU	FF	No	Yds	Avg	Lg	TD	No	Yds	Avg	Lg	TD	
2013 Dallas	13-5	31	13	- 44	0.0(0)	0(0)	0	1	0	0	0	0	0.0	0	0	0	0	0.0	0	0	
2014 Dallas	16-16	59	30	- 89	0.0(0)	0(0)	1	5	1	0	3	46	15.3	46	0	2	11	5.5	11	0	
2015 Dallas	16-13	38	31	- 69	0.0(0)	1(-4)	1	4	0	0	1	24	24.0	24	0	0	0	0.0	0	0	
Totals	45-34	128	74	- 202	0.0(0)	1(-4)	2	10	1	0	4	70	17.5	46	0	2	11	5.5	11	0	

Playoffs

2014 Dallas	2-2	6	5	- 11	0.0(0)	0(0)	0	0	0	0	0	0	0.0	0	0	0	0	0.0	0	0
-------------	-----	---	---	------	--------	------	---	---	---	---	---	---	-----	---	---	---	---	-----	---	---

SPECIAL TEAMS TACKLES

Year Team	Solo	Ast	Tot	FF	FR	BP	BFG	BXP
2013 Dallas	4	2	- 6	0	0	0	0	0
2014 Dallas	2	0	- 2	0	0	0	0	0
2015 Dallas	6	2	- 8	0	0	0	0	0
Totals	12	4	- 16	0	0	0	0	0

SINGLE-GAME HIGHS

Tackles – 15 vs. Philadelphia, 11/27/14
Solo Tackles – 8 vs. Philadelphia, 11/27/14

**WILCOX'S CAREER GAME-BY-GAME
DEFENSE****2013 (Dallas)**

Game				INTs			
	ST	AT	TT	Tk/Ls	PBU	No/Yds	Lg TD
W-NYG 9/8	0	1	- 1				
L-@ KC 9/15							
W-SIL 9/22	5	1	- 6				
L-@SD 9/29	1	1	- 2				
L-Den 10/6	7	2	- 9				
W-Was 10/13	3	3	- 6				
W-@ Phi 10/20	4	0	- 4		1		
L-@ Det 10/27							
W-Min 11/3							
L-@ NO 11/10							
W-@ NYG 11/24	3	0	- 3				
W-Oak 11/28	0	1	- 1				
L-@ Chi 12/9	1	0	- 1				
L-GB 12/15	3	0	- 3				
W-@ Was 12/22	2	2	- 4				
L-Phi 12/29	2	2	- 4				
Totals	31	13	- 44		1		

2014 (Dallas)

Game				INTs			
	ST	AT	TT	Tk/Ls	PBU	No/Yds	Lg TD
L-SF 9/7	2	1	- 3				
W-@ Ten 9/14	6	1	- 7		1		
W-@ SIL 9/21	4	1	- 5				
W-NO 9/28	3	2	- 5				
W-Hou 10/5	5	1	- 6				
W-@ Sea 10/12	2	0	- 2				
W-NYG 10/19	2	1	- 3				
L-Was 10/27	7	1	- 8		1	1/0	0 0
L-Ari 11/2	6	0	- 6				
W-@ Jac (11/9 Lon)	3	2	- 5		1		
W-@ NYG 11/23	3	5	- 8				
L-Phi 11/27	8	7	- 15				
W-@ Chi 12/4	2	2	- 4				
W-@ Phi 12/14	4	2	- 6		1	1/0	0 0
W-Ind 12/21					1	1/46	46 0
W-@ Was 12/28	2	4	- 6				
Totals	59	30	- 89		5	3/46	46 0

Playoffs

W-Det 1/4/15	6	2	- 8				
L-@ GB 1/11/15	0	3	- 3				
Totals	6	5	- 11				

2015 (Dallas)

Game	ST	AT	TT	INTs				
				Tk/ Ls	PBU	No/ Yds	Lg	TD
W- NYG 9/13	2	1	3	1(-4)	1			
W-@ Phi 9/20	1	0	1			1/24	24	0
L-@t 9/27	4	1	5		1			
L-@ NO 10/4	2	1	3					
L-NE 10/11	4	2	6					
L-@ NYG 10/25	0	1	1					
L-Sea 11/1	1	3	4					
L-Phi 11/8	6	3	9					
L-@ TB 11/15	0	1	1					

2015 (Dallas), cont.

Game	ST	AT	TT	INTs				
				Tk/ Ls	PBU	No/ Yds	Lg	TD
W-@ Mia 11/22	1	3	4		1			
L-@ Car 11/26	4	5	9					
W-@ Was 12/7	2	1	3					
L-@ GB 12/13	6	4	10					
L-NYJ 12/19	1	1	2					
L-@ Buf 12/27	2	3	5					
L-Was 1/3/16	2	1	3					
Totals	38	31	69	1(-4)	4	1/24	24	0

TERRANCE WILLIAMS

83 • Wide Receiver

6-2 • 210 • 9/8/89

Baylor • D3a for '13 (74th overall)

NFL: 4th Year • Cowboys: 4th Year

Games/Starts: 2015-16/13; Career-48/37

Postseason: 2015-0/0; Career-2/2



PRO: The Dallas Cowboys added a talented wide receiver when they selected local product, Terrance Williams, in the third round (74th overall) of the 2013 NFL Draft out of Baylor. He started eight-of-16 games as a rookie and had 736 yards and five touchdowns on 44 catches. With the departure of Miles Austin in 2014 free agency, Williams secured a starting spot opposite Dez Bryant, and although his receptions and yards totals dropped, his touchdown total improved (from five to eight) and his knack for the big play was evident, especially in the post season - three touchdown catches averaging 40.7 yards each. Williams played a more prominent role in 2015 with Dez Bryant sidelined for a good part of the season with a foot injury, finishing with a team-high 840 yards while finishing tied for second with 52 catches and three touchdowns. Through his three pro seasons, Williams averaged 16.5 yards-per-catch, making him one-of-three receivers since 2001 to average 16.0 yards-per-reception in each of the first three seasons of his career (Mike Wallace and Kenny Britt). Williams, who starred at nearby W.T. White High School in Dallas, started 34-of-51 games for Baylor recording 202 receptions for 3,334 yards (16.5 avg.) and 27 touchdowns while amassing 4,693 all-purpose yards (92.02 yards-per-game) - setting a Baylor school career-record. His career receptions, receiving yards and touchdown grabs ranked second in school annals behind Kendall Wright, while his 3,334 receiving yards were good for sixth in Big 12 history.

TRANSACTION SUMMARY:

4/26/13: Drafted in the third round (74th overall) by Dallas.

2015:

- Started 13-of-16 games and led the team with a career-high 840 yards, tied for second with a career-best 52 catches and tied for second with three touchdowns.
- In the season-opening comeback win against the N.Y. Giants (9/13), caught five passes for 60 yards - tied for second on the team - including a key eight-yard out route to get out of bounds on the game-winning drive.
- Caught four passes for 84 yards, including a 42-yard touchdown, in the win at Philadelphia (9/20).
- At New Orleans (10/4) caught three passes for 49 yards, including a 24-yarder to help set up his 17-yard touchdown catch late in the fourth quarter to tie the game at 20-20.
- Caught a pair of passes for 30 yards against New England (10/11), then had four receptions for 70 yards with a long of 27 at the N.Y. Giants (10/25).
- Topped 100 career receptions after catching two passes for 20 yards against Seattle (11/1), then tied for the team lead with four catches for a team-high 79 yards with a 31-yard touchdown at Miami (11/22).
- Caught two balls for 63 yards with a long of 38 in the Monday night win at Washington (12/7).
- At Buffalo (12/27) became the 29th Cowboys pass catcher to reach 2,000 career yards, finishing with 62 and tying for the team-high with four catches.
- Led the team with career-highs in receptions (eight) and receiving yards (173) against Washington (1/3/16).

2014:

- Started all 16 games and was second on the team in touchdown catches (eight), third in yards (621) and tied for fourth in receptions (37).
- Opened the season against San Francisco (9/7) with four catches (tied for the team lead) for 50 yards (third) and a touchdown.
- Had a 12-yard touchdown catch that was the go-ahead score at St. Louis (9/21) - Dallas' biggest come-from-behind win in regulation in squad history. Finished with two catches for 32 yards and the score.
- In the win over New Orleans (9/28), led the team with six catches, 77 yards and two touchdowns - his first career multi-touchdown game.
- Caught two passes for 71 yards with a 43-yard touchdown - his third straight game with a touchdown score - in the overtime win against Houston (10/5).
- Caught two passes for 70 yards with a long of 47 at Seattle (10/12). Had a 23-yard grab on third-and-20 that kept the drive alive and culminated in Dallas' go-ahead touchdown.
- Tied his season-high (led the team) with six catches for 69 yards in the overtime loss to Washington (10/27).
- Was held to two catches for 19 yards against Arizona (11/2) and no catches at Jacksonville (11/9) before adding two for 38 yards on Thanksgiving Day against Philadelphia (11/27).

- In the NFC East clinching win over Indianapolis (12/21), caught two passes for 52 yards with two touchdowns - the second multi-touchdown game of his season and career.
- Caught three passes for 68 yards, including a season-long 51-yarder that set up Bailey's 23-yard field goal.
- Had three receptions for 92 yards and two touchdowns in the Wild Card Playoff game against Detroit (1/4/15). His first score was on a 76-yard and was the fourth-longest reception in club playoff history and his second was an eight-yard game-winner with 2:32 remaining in the fourth quarter.
- Had one catch for a 38-yard touchdown in the Divisional Playoff Game at Green Bay (1/11/15).

2013:

- Played in all 16 games with eight starts as a rookie and was fourth on the team with 44 catches and third with 736 yards and five touchdowns.
- Tied for fourth in team history among rookies in catches, was fourth in yards and tied for fourth in touchdowns.
- Made his NFL debut as a starter as the club opened with three receivers against the N.Y. Giants (9/8) and caught his first career passes - two for 32 yards. Became the first rookie receiver to start a season opener for the club since Antonio Bryant in 2002.
- Led the team at San Diego (9/29) with seven catches and was second with 71 yards - both career-highs.
- Started against Denver (10/6) as the club opened with three receivers and led the squad with his first career 100-yard game (151) with his first career touchdown on a career-long 82-yard catch. Became the first Dallas rookie to top 100 yards since Dez Bryant in 2010, had the most yards by a Cowboys rookie since Antonio Bryant's 170 at Washington (12/29/02) and the sixth-most by a rookie in team history.
- Against Washington (10/13) caught two passes for 27 yards with a 15-yard touchdown grab. Also added the first special teams tackle of his career.
- Finished the win at Philadelphia (10/20) with six catches for 71 yards and a touchdown - his third straight game with a scoring grab. Became the fifth different Cowboys rookie pass catcher with a touchdown reception in three straight games, and it was the sixth time in franchise history a player accomplished the feat.
- Had two catches for 64 yards with a 64-yard touchdown - his fourth straight game with a touchdown catch - at Detroit (10/27). Has the longest touchdown streak by a rookie in club history (four) and has two touchdown catches of 60-or-more yards on the season - the first Dallas Cowboy to do that since Terrell Owens in 2008.
- Caught one pass for a 21-yard touchdown at New Orleans (11/10).
- Had one catch for 10 yards and took over kickoff return duties with Dwayne Harris (hamstring) injured and returned one for 21 yards at the N.Y. Giants (11/24).
- Had three catches for 23 yards, one tackle on special teams and two kickoff returns for 61 yards against Oakland (11/28) on Thanksgiving Day.
- Caught four passes for 46 yards and returned two kickoffs 46 against Green Bay (12/15).
- Started at Washington (12/22) and caught four passes for 84 yards, with 51-yarder to setup the winning score.

COLLEGE:

- Named All-Big 12 Conference first-team, first-team All-American by *The NFL Draft Report* and was the first offensive skill player in Bears history to be named unanimous All-American and finalist for the Biletnikoff Award.
- Started all 13 games as a senior and led the nation with an average of 140.92 receiving yards-per-game on a career-high 97 receptions - good for second in school history - for a school single-season record 1,832 yards with 12 touchdowns, second in team record books.
- His 1,832 receiving yards placed him second in Big 12 and seventh in NCAA FBS record books.
- Started 11 of the 13 games he played as a junior, earning All-Big 12 Conference second-team honors from *The NFL Draft Report* and *Dallas Morning News*.
- Finished second on the team, behind Wright, with 59 catches for 957 yards (16.2) and 11 scores.
- Caught 43 passes for 484 yards (11.3) and four scores, starting 10-of-13 games played as a sophomore.
- Appeared in all 12 games as a reserve receiver and on special teams as a redshirt freshman, posting one rushing for three yards, eight punt returns for 90 yards and 20 kickoff returns for 427 yards.

PERSONAL:

- Played on both sides of the ball at W.T. White High School in Dallas, Texas.
- Hauled in 59 passes for 972 yards with eight touchdowns as a senior, earning all-district honors and being named Class 5A all-state honorable mention by the Texas Sports Writers Association.
- Earned first-team all-district as a junior after posting 30 catches for 615 yards and five touchdowns.
- Graduated with a degree in general studies from Baylor in December 2012.

COMMUNITY:

- 2013 Rookie Club presented by UnitedHealthcare.
- 2013 Guest Coach at Youth Football Camp at Baylor University for children of West, Texas explosion.
- 2013-16 Dallas Cowboys U High School Camp.
- 2014-15 UnitedHealthCare Youth Football Experience/Guest Coach and Speaker.
- 2014-15 Draft Day/Fan Appreciation Party.
- 2014, 2016 Dirk Nowitzki Heroes Celebrity Baseball Game.
- 2014 NFL Play 60 clinic, London, England.
- 2014 Fan Appreciation Pep Rally, London, England.
- 2015-16 Reliant Home Run Derby benefiting the Salvation Army.
- 2015-16 Children's Cancer Fund Fashion Show.
- Annual Team Holiday Hospital Visits.
- Dallas Cowboys Kickoff Luncheon and Cowboys Family Cookbook benefiting Happy Hill Farm.
- Make-A-Wish Foundation of North Texas.
- Salvation Army Angel Tree Christmas Program.

T. WILLIAMS' COWBOYS TOTALS

Year Team	GP-GS	RECEIVING					RUSHING				
		No	Yds	Avg	Long	TD	No	Yds	Avg	Long	TD
2013 Dallas	16-8	44	736	16.7	82t	5	3	4	1.3	5	0
2014 Dallas	16-16	37	621	16.8	51	8	0	0	0.0	0	0
2015 Dallas	16-13	52	840	16.2	42t	3	0	0	0.0	0	0
Totals	48-37	133	2,197	16.5	82t	16	3	4	1.3	5	0
Playoffs											
2014 Dallas	2-2	4	130	32.5	76t	3	0	0	0.0	0	0

ADDITIONAL STATISTICS

Special Teams Tackles – (0-2-2).
2-pt. Conversion – 2013 (1).
Kickoff Returns – 2013 (6 for 142 yards), 2015 (1 for 9 yards).
Totals: (7 for 151).

SINGLE-GAME HIGHS

Receptions – 8 vs. Washington, 1/3/16
Receiving Yards – 173 vs. Washington, 1/3/16
Receiving Touchdowns – 2 vs. New Orleans, 9/28/14 and vs. Indianapolis, 12/21/14

T. WILLIAMS' CAREER GAME-BY-GAME RECEIVING

2013 (Dallas)					
Game	No	Yds	Avg	Long	TD
W-NYG 9/8.....	2	32	16.0	23	0
L-@ KC 9/15.....	3	28	9.3	20	0
W-SIL 9/22.....					
L-@SD 9/29.....	7	71	10.1	14	0
L-Den 10/6.....	4	151	37.8	82t	1
W-Was 10/13.....	2	27	13.5	15t	1
W-@ Phi 10/20.....	6	71	11.8	25	1
L-@ Det 10/27.....	2	64	32.0	60t	1
W-Min 11/3.....	2	33	16.5	29	0
L-@ NO 11/10.....	1	21	21.0	21t	1
W-@ NYG 11/24.....	1	10	10.0	10	0
W-Oak 11/28.....	3	23	7.7	14	0
L-@ Chi 12/9.....	2	36	18.0	18	0
L-GB 12/15.....	4	46	11.5	27	0
W-@ Was 12/22.....	4	84	21.0	51	0
L-Phi 12/29.....	1	39	39.0	39	0
Totals	44	736	16.7	82t	5

2014 (Dallas)					
Game	No	Yds	Avg	Long	TD
L-SF 9/7.....	4	50	12.5	21	1
W-@ Ten 9/14.....	2	20	10.0	12	0
W-@ SIL 9/21.....	2	32	16.0	20	1
W-NO 9/28.....	6	77	12.8	23t	2
W-Hou 10/5.....	2	71	35.5	43t	1
W-@ Sea 10/12.....	2	70	35.0	47	0
W-NYG 10/19.....	1	18	18.0	18t	1
L-Was 10/27.....	6	69	11.5	18	0
L-Ari 11/2.....	2	19	9.5	11	0
W-@ Jac 11/9 (Lon.)					
W-@ NYG 11/23.....	1	18	18.0	18	0
L-Phi 11/27.....	2	38	19.0	20	0

2014 (Dallas), cont.					
Game	No	Yds	Avg	Long	TD
W-@ Chi 12/4.....					
W-@ Phi 12/14.....	2	19	9.5	11	0
W-Ind 12/21.....	2	52	26.0	43t	2
W-@ Was 12/28.....	3	68	22.7	51	0
Totals	37	621	16.8	51	8

Playoffs					
Game	No	Yds	Avg	Long	TD
W-Det 1/4/15.....	3	92	30.7	76t	2
L-@ GB 1/11/15.....	1	38	38.0	38t	1
Totals	4	130	32.5	76t	3

2015 (Dallas)					
Game	No	Yds	Avg	Long	TD
W-NYG 9/13.....	5	60	12.0	21	0
W-@ Phi 9/20.....	4	84	21.0	42t	1
L-Atl 9/27.....					
L-@ NO 10/4.....	3	49	16.3	24	1
L-NE 10/11.....	2	30	15.0	17	0
L-@ NYG 10/25.....	4	70	17.5	27	0
L-Sea 11/1.....	2	20	10.0	15	0
L-Phi 11/8.....	3	27	9.0	11	0
L-@ TB 11/15.....	2	33	16.5	17	0
W-@ Mia 11/22.....	4	79	19.8	31t	1
L-Car 11/26.....	4	39	9.8	13	0
W-@ Was 12/7.....	2	63	31.5	38	0
L-@ GB 12/13.....	3	38	12.7	19	0
L-NYJ 12/19.....	2	13	6.5	8	0
L-@ Buf 12/27.....	4	62	15.5	22	0
L-Was 1/3/16.....	8	173	21.6	36	0
Totals	52	840	16.2	42t	3

DAMIEN WILSON

57 • Linebacker

6-1 • 245 • 5/28/93
 Minnesota • D4 for '15 (127th overall)
 NFL: 2nd Year • Cowboys: 2nd Year
 Games/Starts: 2015-16/0; Career-16/0
 Postseason: 2015-0/0; Career-0/0



PRO: The Dallas Cowboys continued to build their young depth at linebacker with the selection of Damien Wilson with their fourth round pick (127th overall) in the 2015 NFL Draft. As a rookie, Wilson played in all 16 games, mainly on special teams and was third on the unit with nine tackles. He looks to build off his special teams success as a rookie and play a more prominent role on the team in 2016 after prepping two seasons (2013-14) at Minnesota, and leading the Golden Gophers as a senior in 2014 with 119 tackles - the most by a Minnesota player since 2011 (123 - Kim Royston). In total, he amassed 197 stops, five sacks, 16 tackles for loss, one interception, four pass breakups, a forced fumble and two fumble recoveries while starting 24-of-26 games for the Golden Gophers. Before transferring to Minnesota, Wilson spent two seasons in the junior college ranks, with one year each at Jones County (Miss.) Junior College and Alcorn State, respectively. In Dallas he will provide depth at middle linebacker while also offering flexibility at outside linebacker.

TRANSACTION SUMMARY:

5/2/15: Drafted in the fourth round (127th overall) by Dallas.

2015:

- Played in all 16 games, seeing most of his action on special teams, and finished third on the team with nine coverage tackles. On defense, he tallied seven tackles, two for losses, with one pressure.
- Made his NFL debut in the season opener, playing on special teams, against the N.Y. Giants (9/13) but did not record any stats.

- Recorded his first career stats - a pair of special teams tackles - in the win at Philadelphia (9/20).
- Saw extensive time on defense with Lee (concussion) missing the second half at New Orleans (10/4) and logged his first defensive stats - seven tackles, two stops for losses and a pressure - with one special teams stop.

COLLEGE:

- Started 12-of-13 games played as a senior to lead the team with 119 tackles - most tackles by a Gopher since Kim Royston made 123 in 2011 - a team-high 10.5 tackles for loss and tied for the team-lead with 4.0 sacks. Also recorded one interception, four pass breakups, one forced fumble and two fumble recoveries.
- Named to the media's All-Big Ten First Team, the coaches' All-Big Ten Second Team and received the team's Carl Eller Award (outstanding defensive player) and Linebacker of the Year honors.
- In his first season at Minnesota, started 12-of-13 games at linebacker as a junior and was second on the team with 78 tackles and recorded 5.5 tackles for loss and one sack.
- Transferred to Jones County Junior College as a sophomore and led the team to a 6-3 record and anchored a defense that allowed only 18.1 points per game.
- Led the Mississippi Association of Community & Junior Colleges (MACJC), and was fourth in the nation, with a team-high 122 tackles (76 solo) at linebacker while starting all nine games. Also posted six tackles for loss, two sacks and two pass breakups.
- As a true freshman at Alcorn State, tallied a team-best 69 tackles, 16 tackles for loss and 6.5 sacks while starting nine-of-10 games at defensive end.

PERSONAL:

- Attended Amite County High School in Liberty, Miss.
- Majored in business and marketing education at Minnesota.
- Cousin and former collegiate teammate of former Minnesota - and current Tennessee Titan - running back David Cobb.

COMMUNITY:

- 2015 Rookie Club presented by UnitedHealthcare.
- 2015-16 Dallas Cowboys U High School Camp.
- 2015 Early Thanksgiving Day meal at The Salvation Army.
- Annual Team Holiday Hospital Visits.
- Dallas Cowboys Kickoff Luncheon and Cowboys Family Cookbook benefiting Happy Hill Farm.
- Salvation Army Angel Tree Christmas Program.
- Make-A-Wish Foundation of North Texas.

WILSON'S COWBOYS TOTALS

		DEFENSE										INTERCEPTIONS					FUMBLES REC			
Year Team	GP-GS	ST	AT	TT	Sks-Yds	Tkl/Ls	QB Prs	PBU	FF	No	Yds	Avg	Lg	TD	No	Yds	Avg	Lg	TD	
2015 Dallas	16-0	4	3	7	0.0(0)	2(-4)	2	0	0	0	0	0.0	0	0	0	0	0.0	0	0	

		SPECIAL TEAMS TACKLES																			
Year Team		Solo	Ast	Tot	FF	FR	BP	BFG	BXP												
2015 Dallas		5	4	9	0	0	0	0	0												

JASON WITTEN**82 • Tight End**


6-6 • 263 • 5/6/82

Tennessee • D3 for '03 (69th overall)

NFL: 14th Year • Cowboys: 14th Year

Games/Starts: 2015-16/16; Career-207/197

Postseason: 2015-0/0; Career-7/7



PRO: Through 13 NFL seasons, Jason Witten has proved himself to be one of the top tight ends in NFL history and one of the most prolific pass catchers in Cowboys history. He is Dallas' all-time receptions leader, surpassing Michael Irvin (750) in 2012, and is second in NFL history among tight ends with 1,020. His 11,215 yards are second in Cowboys history and second in NFL tight ends history. He appeared in seven consecutive Pro Bowl games for the most Pro Bowl appearances by a Cowboys tight end, a streak that ended following the 2011 season. For his career, Witten has the second-most 75-catch seasons (8), 80-catch seasons (6) and 90-catch seasons (4) by any tight end in NFL history. He is also tied with Gonzalez for the most 90-catch, 1,000-yard seasons (4) in NFL tight end history. Witten led the team in receptions for the eighth time in his career, finishing 2015 with 77 catches for 713 yards (second on the team) and three touchdowns (tied for second). He added his 10th Pro Bowl appearance as an injury replacement in 2014 to tie Mel Renfro and Larry Allen for second in team history. His Pro Bowl trip came on the heels of a season that saw Witten utilized more as a blocker for the league's second-ranked rushing attack. Despite sitting back in run blocking more, the versatile Witten still was second on the team in receptions (64) and yards (703) and third with five scoring grabs. The 2013 season saw Witten make his ninth Pro Bowl after placing second on the squad in receptions (73), receiving yards (851) and touchdowns (eight). He added his eighth Pro Bowl appearance following a record-breaking 2012 season in which

PRO BOWLS

he established a league tight end record with 110 catches - just one behind the club record - and notched his fourth 1,000-yard season (1,039) - tied with Tony Gonzalez for the most by a tight end in league history and second in team history behind Irvin's seven. He managed to accomplish all this despite being slowed through the first part of the season after suffering a lacerated spleen during the first preseason game. His 110 catches led the club for the sixth straight, seventh overall season, and were aided by a club and tight end single-game record 18 catches. For his work on and off the field, Witten was honored with the Walter Payton Man of the Year Award. Despite missing out on the Pro Bowl in 2011, Witten led the team for the fifth straight, sixth overall, season with 79 catches and a team-best 942 yards with five touchdowns. The 2010 season was no different for the perennial Pro Bowler. En route to his seventh straight all-star appearance, Witten led the team in receptions for the fourth straight season with 94 catches while notching his third career 1,000-yard season to become just the fourth tight end in league history with three career 1,000-yard years. He is also just the second league tight end to post three-or-more 90-plus catch, 1,000-yard seasons. Through his career, he has strung together 13 straight seasons with at least 50 catches, 12 straight with 60 catches, seven straight with at least 70 and six straight with 80. He became the first tight end in franchise history - 13th in league history - to top 1,000 yards in a season with his first 1,000-yard effort in 2007. Of his 1,020 career receptions, 573 have gone for first downs, including 208 on third or fourth down. A model of durability, Witten has appeared in 214 of a possible 215 games - including playoffs - missing just one game after breaking his jaw against Arizona (10/5/03) and undergoing surgery to have three plates put in on Oct. 6, 2003. He has played in a team-record 203 consecutive regular season games - the second-longest active streak in the NFL (Shane Lechler, 222) and has started 147 consecutive games - the fourth-longest active streak (Eli Manning, 183, D'Brickshaw Ferguson and Philip Rivers, 160). He has at least one catch in 201-of-206 regular season games played and at least one in each of seven playoff games. He has caught at least one pass in all but five games played, and he has a club-record streak of 119 consecutive games with a catch - his last game without a reception was at the N.Y. Giants (11/2/08).

TRANSACTION SUMMARY:

9/10/11: Signed a five-year contract extension with Dallas through 2017.

7/22/06: Signed a six-year contract extension with Dallas through 2012.

4/26/03: Drafted in the third round (69th overall) by Dallas.

2015:

- Started all 16 games for the ninth consecutive season, (10th time overall) and led the team in receptions for the eighth time in his career, with 77 for 713 yards (second on the team) and three touchdowns (tied for second).
- Logged his 12th overall and consecutive 700-yard season - tops in team history, the most consecutive and the second-most overall all-time among NFL tight ends, tied for the fourth-most overall and tied for the second-most consecutive (Terrell Owens, 14, Jerry Rice and Larry Fitzgerald, 12 each) all-time among all NFL pass catchers.
- Became the first Cowboy to play in 200 consecutive games, set a club record after playing in his 197th consecutive game and for catching a pass in his 118th straight game.
- Also became the first Cowboy, 12th all-around player, second tight end, to reach 1,000 career receptions and did it in 203 games - the sixth fastest player and fastest tight end.
- In the come-from-behind season-opening win against the N.Y. Giants (9/13), tied for the team lead with eight catches, tied for second with 60 yards and notched his fifth career multi-touchdown game. Both scores came in the fourth quarter, including the 11-yard game-winner with 0:07 remaining. Moved into 12th in NFL history with 951 catches, becoming just the 12th player - second tight end - with 950 career receptions.
- Led the team with seven catches and finished second with 56 yards in the win at Philadelphia (9/20).
- Caught four passes for 57 yards in the Sunday night loss at New Orleans (10/4) then had five catches (second on the team) for 33 yards and his first lost fumble since 2010 against New England (10/11).
- At the N.Y. Giants (10/25), led the team with six catches and 73 yards with a long of 35 - his longest since a 36-yarder at Philadelphia (12/2/12).
- Caught two passes for 16 yards against Seattle (11/1) to pass Gary Clark (10,856) for 32nd in receiving yards in NFL history.
- Against Philadelphia (11/8) caught six passes for 43 yards to pass Randy Moss (982) for 11th on the NFL's all-time receptions chart. Topped 40 catches for the 12th overall and 12th consecutive season - only the second tight end (Gonzalez) to accomplish the feat.
- At Tampa Bay (11/15) played in the 200th game of his career and in his 196th consecutive outing to tie Bob Lilly (1961-74) for the most consecutive games played in franchise history. Tied for the team lead with five catches and was second with 42 yards.
- Played in his 197th consecutive game to establish a team record, finishing at Miami (11/22) with two catches for 27 yards. Topped 50 receptions on the year for the 12th overall (ninth player, second tight end) and 12th consecutive (fourth player, second tight end) year. Passed Joey Galloway (10,950) for 32nd on the NFL's all-time receiving yards chart.
- Against Carolina (11/26) on Thanksgiving Day, had four catches for 36 yards. Topped 500 yards on the season for the 12th overall - second tight end, 24th player - and 12th consecutive - second tight end, 12th player.
- Became the 12th player - second tight end - in NFL history to reach 1,000 career receptions, catching five passes for 45 yards at Washington (12/7). Reached 1,000 catches in 203 games - sixth-fastest player, fastest tight end. Also became the fourth player - second tight end - in NFL history to log 12 total 60-catch seasons and the second player with 12 consecutive 60-catch seasons.
- Became the first Dallas Cowboy to play in 200 consecutive games, finishing the game at Green Bay (12/13) with five catches for 40 yards.
- Started his 145th consecutive game to tie Cornell Green for the second-most consecutive starts in team history and led the team with five catches for 49 yards (second) against the N.Y. Jets (12/19). Also tied Michael Irvin for the club record with a catch in his 117th straight game. Recorded 70 catches for the ninth time in his career (11th player, second tight end with nine) and his 12th overall and consecutive 600-yard season (seventh player, second tight end with 12 straight).
- Caught one pass for 12 yards at Buffalo (12/27) to establish a club record with a catch in 118 consecutive games. Also broke a tie with Green for the second-most consecutive games started in team history (146).
- In the season finale against Washington (1/3/16), topped 700 yards for the 12th straight season, finishing with 58 yards and a touchdown on six catches (second on the team).

2014:

- Started all 16 games for the eighth straight year, and despite seeing more time as a blocker for the league's second-ranked rushing attack, finished second on the team in catches (64) and yards (703) and third with five touchdown passes.
- Earned his 10th trip to the Pro Bowl as an injury replacement for Julius Thomas to tie Mel Renfro and Larry Allen for the second-most Pro Bowl appearances in franchise history.

- Caught four passes for 49 yards with all four converting first downs, one on third down, in Dallas' biggest regulation comeback win in team history at St. Louis (9/21).
 - Finished second on the team with five catches and 61 yards while helping the team to 190 rushing yards on 35 carries (5.4). Provided key blocks to seal the edge on two long DeMarco Murray rushes, one touchdown.
 - Caught four passes for 59 yards with a long of 34 against Houston (10/5). His 34-yard reception moved his career receiving yards total past the 10,000-yard mark to join Michael Irvin as the only Dallas Cowboys and Tony Gonzalez and Shannon Sharpe as the only tight ends in NFL history to reach the plateau. Witten reached 10,000 career receiving yards in 180 games - the second-fastest tight end to the figure. Witten also appeared in his 176th consecutive game to tie Dale Hellestrae for the second-longest streak in club history.
 - Became the first Dallas Cowboy and second tight end in NFL history to reach 900 career receptions after catching a three-yard touchdown in the win at Seattle (10/12). He reached 900 catches in 181 games - faster than the previous tight end (Gonzalez) and the seventh-fastest among any pass catcher in league history. Is the 16th player in NFL annals with 900 catches and 10,000 yards.
 - Had five catches for 70 yards with a 25-yard touchdown against Washington (10/27), then had six catches for 62 yards against Arizona (11/2).
 - In the game at Jacksonville (11/9) in London, caught five passes for 33 yards, including a two-yard touchdown.
 - Caught four passes for 30 yards with a four-yard touchdown in the comeback win at the N.Y. Giants (11/23). Reached 40 catches for the 11th consecutive season, the fourth tight end with 11 total and the third with 11 straight. Moved into 15th all-time in NFL history in receptions.
 - Led the team with a season-high seven catches for 69 yards at Philadelphia (12/14). His first three catches each came on third down and converted first downs. Topped 50 catches on the season for the 11th overall time and 11th consecutive - the third tight end with 11 total and the second with 11 straight. Also topped 500 yards on the season for the 11th overall and consecutive time - the fourth tight end with 11 total and the third with 11 straight.
 - Against Indianapolis (12/21) led the team with a season-high tying seven catches and a season-best 90 yards with a touchdown - a 25-yarder that also made Romo the team's all-time passing yards leader. Six of his catches went for first downs, two on third. Reached 60 catches on the season for the 11th overall and 11th consecutive season - both second all-time in NFL history among tight ends. Also topped 600 yards on the season for the 11th overall (tied for second in league history among tight ends) and consecutive time (second). Passed Harold Jackson for 35th on the NFL's all-time receiving yards list.
 - Caught four passes for 49 yards in the season-ending win at Washington (12/28). Topped 700 yards on the season for the 11th overall and consecutive time.
 - Led the team with five catches and tied for second with 63 yards in the Wild Card Playoff Game against Detroit (1/4/15). Four of his catches went for a first down, two on third and one on fourth. His fourth down catch kept alive Dallas' game-winning scoring drive when he took a fourth-and-6 catch for 21 yards.
 - Led the team with six catches and 71 yards in the Divisional Game at Green Bay (1/11/15).
- 2013:**
- Earned his ninth career Pro Bowl selection in place of Julius Thomas after finishing the season second on the team with 73 catches, 851 yards and eight touchdowns.
 - Opened the season against the N.Y. Giants (9/8) with a team-best two touchdowns on eight catches for 70 yards to improve his career receiving yards total to 9,018, making him just the second Dallas Cowboy (Irvin) and third league tight end (Gonzalez and Sharpe) to reach 9,000 career receiving yards.
 - Caught three passes for 12 yards against Kansas City (9/15) and moved past Shannon Sharpe for second (817) in receptions all-time among NFL tight ends.
 - Led the team with five catches for 67 yards, bringing his career catch total to 822 to pass Steve Largent (819) for 22nd among all NFL pass catchers. Improved his receiving yards total to 9,097 to pass Tony Martin for 49th in NFL history.
 - Caught five passes for 43 yards at San Diego (9/29) and tied Larry Centers for 21st in receptions (827).
 - Finished the game against Denver (10/6) with seven catches for 121 yards and a touchdown. It was his 18th career 100-yard game and the sixth-most yards in a game in his career, tied for ninth by a tight end in club history. Broke a tie with Centers (827) for 21st all-time among NFL pass catchers (834.) Also tied Newsome and Pete Retzlaff for 11th all-time among NFL tight ends with 47 touchdowns.
 - Led the team with eight catches and 102 yards with a touchdown against Minnesota (11/3). His 851 career catches made him the 20th NFL pass catcher to reach 850 receptions while moving into 20th all-time in receptions in the history of the league. Notched his 10th straight and 10th overall season with at least 40 catches and moved into 44th all-time on the NFL's receiving yards chart. His 102 yards gave him 19 career 100-yard outings while his touchdown tied him with Raymond Chester for 10th in league history among tight ends and tied with Drew Pearson for fifth in team history.
 - Caught two passes for 27 yards at New Orleans (11/10) to extend his streak of games with a catch to 80. Also broke a tie with Irving Fryar (853) for sole possession of 19th on the NFL's all-time receptions list.
 - Had four catches for 37 yards and two touchdowns at the N.Y. Giants (11/24). It was his 81st straight game with a catch, and he topped 50 catches on the season for the 10th overall and 10th consecutive time in his career. Also hit 50 career touchdown catches - the ninth tight end in league history to reach that mark. Tied with Frank Clarke for fourth in team history and Ben Coates for eighth in league tight end history.
 - Played in his 167th straight game to tie Tom Rafferty for the fourth-most consecutive games in a Cowboys uniform with his appearance on Thanksgiving Day against Oakland (11/28). Finished with three catches for 53 yards - his 83rd straight contest with a catch. Also hit 860 career receptions to tie Muhsin Muhammad for 18th in league history. Has 622 yards on the season - his 10th overall and 10th straight season with at least 600 receiving yards.
 - At Chicago (12/9) played in his 168th straight game to tie Cornell Green (1962-74) for third in team history. Caught one pass for a 10-yard touchdown for his 84th straight game with a catch. Upped his career touchdown total to 51 to tie Vernon Davis for eighth among tight ends in league history and tie Tony Hill for third in Cowboys team history.
 - Caught four passes for 71 yards with a touchdown against Green Bay (12/15) to pass Jimmy Smith (862) for 17th in receptions in league history (865). Also topped 700 yards on the season for the 10th overall and 10th consecutive season.
 - Had two catches for 63 yards at Washington (12/22) to give him 61 receptions on the season - his 10th career and 10th consecutive 60-catch season.
 - Finished the season against Philadelphia (12/29) with his 20th career 100-yard game (135 yards) on a team-best and season-high 12 catches.

2012:

- Led the team for the seventh time, sixth consecutive, with an NFL tight end record 110 catches - second in team history. Was second on the squad with his fourth career 1,000-yard season (1,039) - tied for the most in NFL tight end history and second overall in team history - along with three scores.
- Started all 16 games despite being slowed the first part of the season, recovering from a lacerated spleen suffered in the first preseason game.
- Topped 800 career receptions and 8,000 career yards.
- Took over the top spot for the club's all-time receptions total, passing Michael Irvin (750) at Atlanta (11/4). Also had a club and NFL tight end record 18-catch game against the N.Y. Giants (10/28).
- Named the Walter Payton Man of the Year for his contributions to society off-the-field while handling himself in an exemplary fashion in uniform.
- Had two catches for 10 yards in the opener at the N.Y. Giants (9/5). His 10 yards gave him 7,919 for his career to move into fourth on the NFL's all-time tight ends receiving yards list.
- Caught four passes for 58 yards at Seattle (9/16) to give him 702 career receptions. Became the second Dallas pass catcher (Irvin) and third tight end in league history (Gonzalez and Sharpe) to reach the milestone. Witten did it in 145 games to become the fastest tight end to 700.
- Had two catches for eight yards in the home-opening win over Tampa Bay (9/23). Upped his career receiving yards total to 7,985 to move him into third on the NFL's all-time tight ends receiving yards list.
- Led the team in catches (13) and yards (112) with one touchdown. His 112 yards were the ninth-most in a game in his career while his 13 catches were third in his career and tied for third in team history. His 100-yard game upped his team tight end record to 15 100-yard outings. Also topped 8,000 career receiving yards - the second Cowboy and third league tight end to reach the mark. He did it in 157 games, faster than the previous two league tight ends.
- Established a club and league tight end record with 18 catches against the N.Y. Giants (10/28) - tied for third all-time among league pass catchers - for a career-high and club tight end record 167 yards.
- Had seven catches for 51 yards at Atlanta (11/4) to pass Irvin (750) and become the Dallas Cowboys all-time receptions leader with 754 catches. He reached the figure in 151 games, while Irvin did it in 159.
- At Philadelphia (11/11) led the team with eight catches for 47 yards to give him 66 receptions for the season - his ninth overall and ninth consecutive season with at least 60 catches - the third-most overall and second-most consecutive all-time among league tight ends.
- Had seven catches for 51 yards against Cleveland (11/18) to give him 73 catches for the season - his seventh overall and sixth consecutive season with at least 70 receptions. Upped his career receptions total to 769 to crack the top-25 of the NFL's all-time receptions list, passing James Lofton and Eric Moulds (764 each), Chad Johnson (766) and Marshall Faulk (767). His 51 yards upped his season total to 636, his ninth career and ninth consecutive season with 600-or-more yards. His nine total were third all-time among league tight ends and his nine straight are second.
- Led the team in receptions (nine) and finished second in yards (74) on Thanksgiving Day against Washington (11/22). Upped his season catch total to 82, his sixth season with at least 80 catches to tie Gonzalez for the most all-time among league tight ends. Witten's six also tie Gonzalez and six others for the sixth-most 80-catch seasons among all pass catchers in NFL history.
- Tied for the team-high with six catches for a team-best 108 yards - 17th career 100-yard game - against Philadelphia (12/2). Topped 800 yards for the season (818) and the seventh time in his career to tie Tony Hill for the second-most 800-yard seasons in franchise history (Irvin - eight) and remain second behind Gonzalez' 11.
- Caught four passes for 62 yards at Cincinnati (12/9). Upped his season receptions total to 92, giving him his fourth 90-catch season.
- In the overtime win against Pittsburgh (12/16), had five catches for 43 yards to give him a career-best 97 catches on the season - second in a season by a Dallas Cowboy and fifth in a season by an NFL tight end.
- Had six catches for 60 yards against New Orleans (12/23) to give him 103 catches on the year - the second time a Cowboy topped 100 catches in a season, third time an NFL tight end did it and the 75th time an NFL pass catcher reached the mark.
- In the season finale at Washington (12/30), caught seven passes for 56 yards to reach his 800th career catch, the third tight end and 26th pass catcher to do it. Reached 800 in his 159th game, faster than the previous two tight ends. Also finished the season with an NFL tight end record 110 catches while topping 1,000 yards (1,039) for the fourth time in his career (tied with Gonzalez for the most by an NFL tight end). Along with Bryant's 1,000-yard season, 2012 marked the sixth time a pair of Cowboys pass catchers each topped 1,000 yards in a season.

2011:

- Finished with a team-best 79 catches (fifth straight and sixth overall time leading the team in receptions) for a team-best 942 yards with five touchdowns.
- Logged his sixth career, fifth straight, season with 75-or-more catches for the second-most overall and the most consecutive 75-catch seasons by a league tight end.
- Opened the season at the N.Y. Jets (9/11) with a team-high six catches for 110 yards to extend his club tight end record of 100-yard games to 13. The 110 yards tied the 10th-most in a game in his career while his 64-yard catch in the second quarter was the second-longest catch of his career. He upped his career receiving yards total to 7,077 to become the fifth Dallas Cowboy and seventh tight end in league history to reach 7,000 career yards.
- In the overtime win at San Francisco (9/18), was second on the team with seven catches for 102 yards to up his club record of 100-yard games to 14. It was also the third time in his career he had back-to-back 100-yard games.
- Led the team with a season-best eight catches for 94 yards to pass Bob Hayes (7,295) for fourth in receiving yards in team history against Detroit (10/2). Also added his first touchdown on the season.
- At New England (10/16) finished with four catches for 48 yards and a touchdown to tie Terrell Owens for seventh in receiving touchdowns in franchise history (38).
- In the home win against St. Louis (10/23), had 35 yards on five catches to give him 7,416 yards for his career and pass Pete Retzlaff (7,412) for fifth on the NFL's all-time tight ends receiving yards list. His touchdown was the 39th of his career to take sole possession of seventh in club annals.
- Caught four passes for 28 yards at Philadelphia (10/30) to give him his eighth straight season with at least 40 catches - to tie the fourth-most in NFL history among tight ends.
- In the overtime win at Washington (11/20), led the team with 85 yards on three catches with a 59-yard touchdown catch. His touchdown was the longest scoring reception of his career and third-longest catch of his career. His three catches gave him 52 for the season - eighth straight and eighth career 50-plus catch season.
- In the overtime loss at Arizona (12/4), caught five passes for 47 yards to give him 61 receptions on the season - his eighth consecutive 60-catch season.

- Caught four passes for 24 yards against Philadelphia (12/24) to give him 72 catches on the season, his sixth season with 70-or-more catches and fifth straight. His five tie Michael Irvin for tops in franchise record books, while his six are second to Irvin's seven.

2010:

- Selected to his seventh consecutive Pro Bowl - most by a club tight end and sixth-most by any player at any position in club history - finishing tops on the team in receptions for the fourth straight season and topping 1,000 yards for the third time in his career.
- His 94 catches were second in the NFC, third in the NFL and tops among tight ends while his 1,002 receiving yards were 10th in the conference, 17th in the league and tops among tight ends.
- His nine touchdowns established a career-high and tied Billy Joe DuPree (1978) for the club season mark in touchdown catches by a tight end.
- Selected as a captain by his teammates.
- Opened the season at Washington (9/12) with three catches for 27 yards before becoming the ninth tight end in NFL history to reach 6,000 career yards with 51 yards on five catches in the home opener against Chicago (9/19).
- Scored his first touchdown of the season on five catches for 84 yards against Tennessee (10/10). His five catches in the game gave him 543 to pass Kellen Winslow (541) for fourth all-time among tight ends.
- Against Jacksonville (10/31) led the team for the second straight week, this time posting 10 catches for 97 yards and a touchdown. It tied the third-most catches in his career and was his fourth career (fifth including postseason) double-digit catch performance.
- In Jason Garrett's first win as interim head coach, had one catch for seven yards at the N.Y. Giants (11/14).
- Caught four passes for 48 yards against Detroit (11/21) to give him 50 receptions on the season, his seventh straight season with at least 50 catches. Is just the third tight end in league history with seven straight 50-plus catch seasons.
- On Thanksgiving Day against New Orleans (11/25), led the team with 10 catches for 99 yards - his second double-digit reception game of the season and fifth of his career. Notched 60 catches on the season, his seventh straight, to be just the second tight end in league history with seven straight 60-plus catch seasons.
- Against Philadelphia (12/12) led the team with seven catches for 69 yards and two touchdowns - his second career multiple-touchdown game. He topped 70 catches on the season for the fifth straight year - the second-most 70-plus catch seasons by a tight end in league history.
- Tied his season-high with 10 catches for 140 yards and a touchdown. Topped 600 career catches in the game to become the fourth tight end in league history with 600-or-more receptions. Accomplished the feat in 125 games - the fastest of the previous three. His 140 yards upped his club tight end record of 100-yard games to 12 and were the second-most of his career. Has 6,876 receiving yards to pass Winslow (6,741) for seventh all-time while his touchdown catch was his seventh of the season to tie his single-season career-high. Also had a career-long streak of three straight games with a touchdown reception.
- On Christmas night at Arizona, led the team with eight receptions for 45 yards and a touchdown to establish a single-season career-high (second among club tight ends) with eight touchdowns. It was his career-best fourth straight game with a scoring grab while he upped his receptions total to 90 - his third career 90-plus season, the second-most by a tight end in league history.
- In the season-ending win at Philadelphia (1/2/11), finished with four catches for 46 yards and a touchdown. Finished with 1,002 yards - his third career 1,000-yard season to tie Winslow Sr. and Shannon Sharpe for the second-most in league history - and second consecutive 1,000-yard outing to become the fifth league tight end to accomplish that feat. His nine touchdowns on the year established a career-high while his five straight games with a touchdown catch is also a career-best.

2009:

- Named to his sixth consecutive Pro Bowl after finishing with 1,030 receiving yards - good for 10th in the NFC, tops among tight ends and 21st in the NFL, third among tight ends.
- His team-leading 94 receptions were third in the NFC, tops among tight ends and ninth in the NFL, second among tight ends.
- In the season opener at Tampa Bay (9/13), recorded five catches for 71 yards with a long reception of 20 yards. His 71 receiving yards allowed him to reach 5,000 receiving yards to become the sixth pass catcher in team history to accomplish the feat.
- Posted a team-high five receptions for 33 yards and one touchdown against the N.Y. Giants (9/20) in the first game at AT&T Stadium.
- Recorded four receptions for 31 yards at Denver (10/4) to give him 452 receptions for his career, becoming the fifth pass catcher in team history to reach 450 career catches, joining Drew Pearson, Tony Hill, Michael Irvin and Emmitt Smith. Witten reached 450 in 99 games - the second fastest behind Irvin's 96 games. He also became the 12th tight end in league history to reach 450 catches, but just the second to do so in less than 100 games (Winslow, 89 games, 1979-87). Witten now ranks 11th on the NFL's all-time tight ends receptions list with 452.
- Played in his 100th career game and recorded five receptions for 47 yards with a long reception of 11 yards at Kansas City (10/11). Through his first 100 career games, was second in catches and third in yards compared to the NFL's all-time tight ends receptions leaders through their first 100 career games.
- Finished with five receptions for 53 yards at Atlanta (10/25). His 53 receiving yards upped his career total to 5,247 to move past Frank Clarke (5,214) for fifth on Dallas' all-time receiving yards chart and 18th all-time among league tight ends. His five receptions tied Mickey Shuler for ninth on the NFL's all-time tight ends receptions list with 462.
- Had four receptions for 36 yards against Seattle (11/1) to give him 5,283 for his career to tie Jackson for 16th all-time among league tight ends. Also moved into ninth on the NFL's all-time receptions list (466).
- Led the team with five receptions for 43 yards against Washington (11/22) to pass Hill (479) for fourth in club history and for eighth among tight ends in league history.
- Finished with five catches for a season-best 107 yards with a long reception of 44 yards against Oakland (11/26). Was his first 100-yard game of the season, ninth of his career and second consecutive 100-yard Thanksgiving Day game. He passed Emmitt Smith (486) for third in receptions in club history. His 107 yards moved him to 12th on the NFL's all-time tight ends receiving yards list.
- At the N.Y. Giants (12/6) led the team with 14 receptions (second-best total of his career - 15 at Detroit, 12/9/07) for a career-best 156 yards - his second career back-to-back 100-yard performance and his club tight end record 10th of his career. Along with Miles Austin (145 and 104), they became the first Cowboy pass catchers to each record back-to-back 100-yard games since Bob Hayes and Lance Rentzel in 1967 (Nov. 19 and Nov. 23). His 14 catches gave him 502 for his career allowing him to become the sixth tight end in league history to reach 500 career catches, and he accomplished the feat in just 107 games - the second fastest

behind Winslow (101). He now has 73 catches on the season, his sixth straight season with 60-or-more catches. He and Antonio Gates became the third and fourth tight ends in league history to have six straight 60-plus catch seasons along with Gonzalez (11 straight) and Sharpe (six). His 502 career catches are second all-time in club history behind Irvin's 750. His 156 receiving yards were second in a game in team history by a tight end behind Doug Cosbie's 159 at Detroit, 9/15/85. His 5,679 career yards placed 11th on the NFL's all-time tight ends receiving yards list.

- In the win over previously undefeated New Orleans (12/19), had five catches for 44 yards to give him 5,772 for his career, allowing him to secure 10th on the NFL's all-time tight ends receiving yards list.
- At Washington (12/27) in the playoff-clinching win, led the team with 117 receiving yards on six catches with a career-long 69-yard reception. Marked his 100th career start and his 11th career 100-yard game - third of the season. The 117 yards were the eighth-most by a tight end in team history. His 5,889 career receiving yards put him eighth on the NFL's all-time tight ends receiving yards list.
- Finished with six catches for 76 yards with one touchdown as the team clinched its 17th NFC East Division title against Philadelphia (1/3/10). Finished with 1,030 yards, his second 1,000-yard receiving season and the second time in club history a tight end has reached 1,000 yards (Witten in 2007 with 1,145). Joins Gonzalez (four times), Todd Christensen, Sharpe and Winslow Sr. (three) and Antonio Gates (two) as the only tight ends in league history to post multiple 1,000-yard seasons. His six receptions gave him 94 for season, the third-most at any position in a season in club history. He also became just the third tight end in league history to post multiple 90-catch and 1,000-yard seasons (2007 and 2009). He joined Gonzalez (2000, 2004, 2007 and 2008) and Christensen (1983 and 1986) as the only tight ends to accomplish the feat.
- Led the team with postseason career-bests in catches (10) and yards (98) at Minnesota (1/17/10). His 98 yards were the second-best receiving yards total by a tight end in club postseason history - Jay Novacek, 104 yards against Green Bay (1/8/95). For his career, Witten has 293 postseason receiving yards which is good for 12th all-time in team postseason history. His 10 catches also marked the second-most by a tight end in a playoff game in club history - Novacek, 11 against Green Bay (1/8/95). Has 28 postseason career catches which is 11th all-time in club postseason history.

2008:

- Earned his fifth consecutive trip to the Pro Bowl, leading the team and finishing sixth in the NFC - second among tight ends - with 81 receptions for 952 yards - second on the team, 13th in the NFL and second among tight ends - and four touchdowns.
- Became the fifth-of-six tight ends in league history to have 60-or-more catches in five consecutive seasons and the 10th tight end to have back-to-back 70+ catch seasons.
- Joined Irvin as the only two Dallas pass catchers with three seasons of at least 80 catches and joined Terrell Owens as the only players in team history to record back-to-back 80-catch seasons.
- With two 100-yard outings on the season, upped his team tight end record of 100-yard games to eight.
- Led the team with 96 yards to become the sixth player in club history to reach 4,000 career receiving yards and a team-high tying six catches - all for first downs - in the season opener at Cleveland (9/7).
- Suffered a right shoulder sprain in the home-opening win against Philadelphia (9/15), but finished the game with team highs for catches (seven) and yards (110).
- Tied for the team lead with seven catches for a team-best 90 yards with his first touchdown of the season, tying Novacek for 10th in club history with 22 touchdown catches, against Washington (9/28).
- Had a team-high eight catches for 79 yards and a touchdown against Cincinnati (10/5) to move into the 25th spot on the NFL's all-time tight ends receptions list and fifth on the club's all-time receptions list.
- At St. Louis (10/19) posted a team-high six catches for 44 yards to become the sixth pass catcher in franchise history to reach 4,500 career receiving yards.
- Caught just one pass for eight yards before leaving the game in the second quarter with a rib injury against Tampa Bay (10/26).
- Played at the N.Y. Giants (11/2) with a broken rib suffered the previous week and failed to catch a pass for the first time in 74 games.
- Held to one catch for 11 yards against San Francisco (11/23) before suffering a jaw injury.
- Came out strong on Thanksgiving Day against Seattle (11/27) with a team and season-high nine catches for 115 yards and a touchdown. Became the 21st tight end in league history and fifth Dallas pass catcher to reach 400 career receptions. Reached 400 in 91 career games, the third-fastest tight end in league history to 400.
- Led the team with six catches for 62 yards to give him 64 catches this season - his fifth consecutive 60-plus catch season - at Pittsburgh (12/7).
- Led the team with 87 yards and a touchdown - the final Cowboys touchdown at Texas Stadium - on five catches against Baltimore (12/20) in the final game at Texas Stadium.
- In the season-ending loss at Philadelphia (12/28), led the club with seven catches for 50 yards and completed his first career pass attempt for 42 yards to Terrell Owens after taking a lateral from Tony Romo.

2007:

- Put together the most prolific pass catching season by a tight end in club history to date, establishing franchise tight end records for catches (96 - third in the NFC, first among tight ends, 10th in the NFL, second among tight ends), a career-best in receiving yards (1,145 - 14th in the league, second among tight ends) and a then career-high seven touchdowns.
- Named to his fourth consecutive Pro Bowl - the second-most by a tight end in club history (Novacek, five) - as one of a league-record 13 Cowboys to play in the all-star game.
- Also earned All-NFL Team honors by the Pro Football Writers.
- Became the eighth tight end in league history to record at least 60 catches in four consecutive seasons.
- Opened the season against the N.Y. Giants (9/9) with one of the best days of his career, catching six passes for 116 yards (second-most of his career and the sixth-best by a tight end to date) and one touchdown.
- Added six catches for 90 yards and a touchdown at Chicago (9/23) to pass 3,000 career receiving yards, the fourth tight end in franchise history to accomplish that feat, joining Cosbie (3,728), Novacek (3,576) and DuPree (3,565).
- Became the club's third all-time leading tight end in receptions, passing DuPree (267) with six catches against St. Louis (9/30).
- Led the team with nine catches for 103 yards and a touchdown at Buffalo (10/8). The 103 yards tied Cosbie for the 13th-highest yardage output by a tight end in club history while the touchdown was his third consecutive game with a score - the longest streak of his career to date.
- Against the N.Y. Jets (11/22) on Thanksgiving Day, finished with four catches for 54 yards and a touchdown to move into seventh place - second among tight ends - on the club's all-time receiving yards list.

- With six catches against Green Bay (11/29) recorded his 65th catch of the season, his fourth consecutive season with 60-or-more catches to become the eighth tight end in NFL history - first in team history - to accomplish that feat.
- Had a career-day at Detroit (12/9) catching a single-game career-high and team record 15 passes for a then career-high 138 yards (second-most by a tight end in club history) and the game-winning touchdown.
- The Lions game marked his third 100-yard day of the season and fifth of his career, and his touchdown catch was his seventh of the season, a career-high.
- Added 113 yards on eight catches against Philadelphia (12/16) to become the first tight end in franchise history to record back-to-back 100-yard games.
- The Eagles game allowed him to pass 1,000 receiving yards on the season, establishing a career-high and the first time in team history - 13th in NFL history - a tight end topped 1,000 receiving yards in a season.

2006:

- Continued his emergence as one of the NFL's elite tight ends, earning his third consecutive Pro Bowl appearance after ranking second in the NFC, sixth in the NFL among tight ends with 64 catches and 754 yards.
- Became the first tight end in Cowboys history to have at least 60 receptions in three consecutive seasons, and one of just 10 tight ends in NFL history to accomplish that feat - Novacek (1992, 1995) and Cosbie (1984, 1985) are the only other Cowboys tight ends to record at least 60 receptions.
- Recorded his 200th career catch with four catches for 51 yards against Philadelphia (10/8).
- Logged a season-high seven catches for 80 yards and a touchdown in a Sunday night win at Carolina (10/29), Romo's first career start.
- Had 73 receiving yards against the N.Y. Giants (12/3), including a 42-yard reception in the final minute, setting up Martin Gramatica's winning field goal.
- In his second career playoff game, had a team-high 57 receiving yards - including a 32-yard catch on fourth-and-two to set up a touchdown before halftime - on three catches at Seattle (1/6/07).

2005:

- Became the first Dallas tight end to have at least 65 receptions in consecutive seasons and was named to his second consecutive Pro Bowl, the fourth club tight end to have made multiple Pro Bowl appearances - Novacek (five), Cosbie (three) and DuPree (three).
- Among tight ends, finished third in the NFC and sixth in the NFL with 66 receptions; fourth in the NFC and seventh in the NFL with 757 receiving yards; and fourth in the NFC and tied for sixth in the NFL with six touchdown receptions, tying a then career-high.
- Led the team with six receptions for 85 yards and a touchdown at San Francisco (9/25) as each of his receptions went for a first down.
- Had five catches for 56 yards - including a 26-yard catch in overtime to extend a drive that resulted in the game-winning field goal - and a touchdown against the N.Y. Giants (10/16).
- Against Arizona (10/30) was second on the team with five catches for a game-high 71 yards, including a season-long 34-yard catch.
- Had just one catch at the N.Y. Giants (12/4) that marked his 50th catch of the season.
- Posted a season-high 93 yards and a touchdown on seven catches against Kansas City (12/11).

2004:

- In just his second pro season, became the first Dallas tight end to make the Pro Bowl since Novacek in 1995 after leading the team - tied for seventh in the NFC and 11th in the NFL - with 87 catches and a then career-high six touchdown catches.
- The 87 catches ranked first in the NFC and second in the NFL among tight ends.
- Joined Cosbie as the only tight ends to lead Dallas in receptions in a season.
- Was second on the team with 980 receiving yards - 12th in the NFC, 27th in the league, first among NFC tight ends and second among league tight ends - just one fewer than team leader Keyshawn Johnson.
- Scored his first touchdown of the season on a 10-yard catch at Washington (9/27), to help Dallas win 21-18.
- At Green Bay (10/24) led the team with eight catches for 112 yards and a touchdown, the first 100-yard receiving game by a Dallas tight end since Novacek had 104 yards against Green Bay in the playoffs (1/9/95).
- Had a long 42-yard touchdown catch against the Packers, the longest catch by a Dallas tight end since Cosbie's 61-yard touchdown catch at the Giants on Oct. 30, 1983.
- Set a season-high with nine catches - the most by a Dallas tight end since Novacek had 11 against Green Bay (1/8/95) - for 84 yards and a touchdown against Detroit (10/31).
- Averaged a season-high 16.2 yards-per-catch at Cincinnati (11/7) and led the team with six receptions for 97 yards, including catches of 18, 25 and 33 yards.
- Set season-highs against Philadelphia (11/17) for receiving yards (133 - the second-most by a Dallas tight end, behind Cosbie's 159 yards at Detroit on Sept. 15, 1985) and touchdowns (two - the first multiple-touchdown game by a Dallas tight end since Jackie Harris had two against San Francisco on Sept. 24, 2000) and tied a then career-high with nine receptions.
- Recovered an onside kick at the Cowboys 43-yard line that set up the winning touchdown drive in a come-from-behind win at Seattle (12/6).
- Moved past Cosbie's club tight end record for receiving yards in a season (793 yards) on his first catch, and his second catch moved him past Novacek's club tight end record for receptions in a season by a tight end (68 receptions), finishing the game with a team-high six catches for 66 yards.

2003:

- Finished his rookie season with 35 receptions - tied for 18th in the NFL among tight ends, fourth among rookies and tops among rookie tight ends.
- Eighteen of his catches went for a first down, including nine on third down.
- Made his NFL debut and first start in the season opener against Atlanta (9/7), when the Cowboys opened with two tight ends and logged his first career catch - a 13-yarder - against the Falcons.
- Tied for the team lead with four catches for 41 yards before suffering a fractured jaw in the fourth quarter against Arizona (10/5).
- Underwent surgery to have three plates inserted in his jaw on Oct. 6 and was inactive against Philadelphia (10/12) but returned to action at Detroit (10/19).
- In the Cowboys 24-20 win over eventual NFC Champion Carolina (11/23), tied for the team lead with six receptions for 49 yards, including a 13-yard reception on third-and-eight with 1:47 left to seal the win.
- On Thanksgiving Day against Miami (11/27), posted season-highs of eight receptions and 58 yards - the most receptions in a game by a Dallas tight end since Eric Bjornson had eight at San Francisco (11/10/96). It also tied for the second-most receptions in a game by a Dallas receiver in 2003.

- Blocking at Washington (12/14) helped Troy Hambrick rush for 189 yards, the then third-most in club history.
- Had one catch against the N.Y. Giants (12/21), a season-long 36-yard reception that resulted in his first career touchdown - the longest reception by a club tight end since Cosbie's 61-yard scoring catch at the N.Y. Giants on Oct. 30, 1983 - to give Dallas a 10-3 lead in a game Dallas won 19-3 to clinch a playoff berth.
- Had his first career special teams tackle in the season finale at New Orleans (12/28).
- In the Wild Card Playoff Game at Carolina (1/3/04), tied for second with four receptions for 30 yards.

COLLEGE:

- Left Tennessee after his junior season but still finished third all-time among the school's tight ends with 68 career receptions and fourth all-time with 797 receiving yards.
- As a junior, set single-season school records for a tight end in receptions (39) and receiving yards (493) with five touchdowns.
- Selected as a consensus All-Southeastern Conference pick after leading the conference's tight ends in receptions and receiving yards while also being an Academic All-SEC pick.
- Played in every game as a sophomore, including three starts, and finished third on the team with 28 receptions for 293 yards (10.5 yards-per-catch) and two touchdowns.
- Because of a shortage of players, was moved from defensive end to tight end as a freshman and backed up John Finlayson and played in 11 games, with two starts.

PERSONAL:

- Attended Elizabethton, Tenn., High School, where he was a consensus All-America selection at linebacker by *PrepStar*, *Parade*, *Gridiron Greats*, *USA Today*, *Blue Chip Illustrated*, and *Street and Smith*.
- As a senior, selected as the *USA Today Player* of the Year for Tennessee, the East Tennessee Player of the Year, Region Defensive Player of the Year and runner-up for the Mr. Football award after recording 163 tackles, 9.0 sacks, two interceptions, two blocked kicks, five forced fumbles and three fumble recoveries.
- Also played tight end, adding 26 receptions for 345 yards and 14 touchdowns.
- As a four-year starter at linebacker and tight end, led his team to the state semifinals three times and earned all-state honors as a junior and senior and left as the school's record holder with 450 career tackles.
- Averaged 15.0 points and 12.0 rebounds per-game for the basketball team.
- His wife, Michelle, is an emergency room nurse at a local hospital in Dallas.
- They have two sons, C.J. and Cooper, and two daughters, Landry and Hadley.
- Was an Arts and Sciences major at Tennessee.

COMMUNITY:

- Named the 2012 Walter Payton Man of the Year for his contributions to society off-the-field while handling himself in an exemplary fashion in uniform.
- 2012 Bart Starr Award Recipient for character and leadership in the home, on the field and in the community.
- 2003 Dallas Cowboys Rookie Club.
- 2004-09 Cowboys JC Penney Take a Player to School representative, visiting the elementary school of the local winner.
- He and wife Michelle participated in 2004 Cowboys Football 101 Workshop.
- 2004-05, 2009 & 2012 Children's Cancer Fund Fashion Show and Luncheon hosted by Staubach and Aikman.
- 2005 St. Valentine's Leukemia and Lymphoma Society Style Show.
- 2007 Dallas Cowboys Team Winner for NFL Walter Payton Man of the Year Award.
- 2007 (one-of-four) NFL Finalists for NFL Walter Payton Man of the Year Award.
- 2007 Cowboys NFL United Way PSA/Spokesperson.
- 2008-11 Taste of the NFL: The Ultimate Cowboys Tailgate Party for North Texas Food Bank.
- 2008 & 2010 Stars of Texas...Racing Against The Odds for American Diabetes Association.
- Host of Family Place Christmas Party.
- 2008-10 Poker for Pets for SPCA of Texas.
- 2009 Chopsticks for Cowboys benefiting the Rich Behm Family Trust.
- National NFL PSA/Representative for NFL Play 60.
- Local Cowboys PSA/Representative for Cowboys Play 60.
- 2009, 2012 Jason Garrett Play-It-Smart Football Camp Guest Coach/Speaker; University of Princeton.
- 2009 University of Phoenix Play It Forward Award Winner benefiting Happy Hill Farm for his commitment to community.
- 2009 received the Pat Summerall Humble Beginnings Award from Austin Street Shelter.
- 2010 Boys & Girls Clubs of America Chairman's Gala.
- 2010-11 NFL Play 60 Challenge Super School winner assembly.
- 2011 Super Bowl XLV multiple community events.
- 2011 Pro Football Weekly Arthur Arkush Humanitarian Award Winner.
- 2011 Cowboys Tight Ends held build Kaboom Playground with UnitedHealthcare at Williams Prep Academy.
- 2011 Susan G. Komen iPromise PSA.
- 2012 Guest Speaker for State Farm.
- 2012 special guest at Dunkin Donuts Grand Opening.
- 2012 Exercise like a Pro - NFL/United Way Play 60 Fundraiser.
- 2012 NFL Play 60 Super School visit.
- 2012 Reliant Home Run Derby benefiting Big Brothers Big Sisters.
- 2012 Early Thanksgiving Day meal at The Salvation Army.
- 2012 Thanksgiving Day PSA with Kenny Chesney and The Salvation Army.
- 2012 One Heart Charity/Movie Cameo Appearance.
- 2012-16 Dallas Cowboys U High School Camp Head Coach.
- 2013-16 Reliant Home Run Derby benefiting the Salvation Army.
- 2013 Keynote speaker at an event hosted by Christy's Hope for Battered Women and Children.
- 2013 Received the key to his hometown of Elizabethton, Tenn.
- 2013 WFAA/Dale Hansen Scholar Athlete Banquet/Guest Speaker.
- 2013 NFL Play 60 Super School Visit.
- 2013 Early Thanksgiving Day Meal at The Salvation Army.
- 2014-16 Albertson's All-Star Gala benefiting the Salvation Army and Muscular Dystrophy Association.
- 2014 Dirk Nowitzki Heroes Celebrity Baseball Game.
- 2014 NFL Play 60 clinic, London, England.
- 2014 Fan Appreciation Pep Rally, London, England.
- 2014-15 Early Thanksgiving Day meal at The Salvation Army.

- 2016 Ford High School Player of the Year Banquet Guest Speaker
- 2016 Keynote Speaker for First Annual Gatehouse Luncheon benefiting women and children of domestic violence.
- 2016 Fashion's for First Downs Dallas Cowboys Women's Charity Fashion Show.
- Jason Witten Youth Football Camp in Elizabethton, Tenn. - his hometown.
- Dallas Cowboys Early Thanksgiving Day Meal at The Salvation Army.
- Annual team Holiday Hospital Visits.
- Dallas Cowboys Kickoff Luncheon and Cowboys Family Cookbook benefiting Happy Hill Farm.
- Salvation Army Angel Tree Christmas Program.
- Make-A-Wish Foundation of North Texas.



MISSION: Jason Witten's S.C.O.R.E. Foundation exists to provide support and assistance for those families and individuals affected by domestic violence. The foundation seeks to aid the recovery of those who have been victims of abuse, and to break the cycle of violence through educational and mentoring programs.

www.jasonwitten82.com

WITTEN'S COWBOYS TOTALS

		RECEIVING						ADDITIONAL STATISTICS	
Year Team	GP-GS	No	Yds	Avg	Long	TD		Passing – 2008 (1-of-1 for 42 yards).	
2003 Dallas.....	15-7	35	347	9.9	36t	1		Fumbles (fumbles/lost) – 2004 (2/1),	
2004 Dallas.....	16-15	87	980	11.3	42t	6		2007 (1/1), 2010 (1/1), 2011 (1/0).	
2005 Dallas.....	16-16	66	757	11.5	34	6		Total 5/3.	
2006 Dallas.....	16-15	64	754	11.8	42	1			
2007 Dallas.....	16-16	96	1,145	11.9	53	7			
2008 Dallas.....	16-16	81	952	11.8	42	4			
2009 Dallas.....	16-16	94	1,030	11.0	69	2			
2010 Dallas.....	16-16	94	1,002	10.7	33	9			
2011 Dallas.....	16-16	79	942	11.9	64	5			
2012 Dallas.....	16-16	110	1,039	9.4	36	3			
2013 Dallas.....	16-16	73	851	11.7	34	8			
2014 Dallas.....	16-16	64	703	11.0	34	5			
2015 Dallas.....	16-16	77	713	9.3	35	3			
Totals	207-197	1,020	11,215	11.0	69	60			
								SINGLE-GAME HIGHS	
Playoffs								Receptions – 18 vs. N.Y. Giants, 10/28/12	
2003 Dallas.....	1-1	4	30	7.5	12	0		Playoffs – 10 at Minnesota, 1/17/10	
2006 Dallas.....	1-1	3	57	19.0	32	0		Receiving Yards – 167 vs. N.Y. Giants, 10/28/12	
2007 Dallas.....	1-1	7	81	11.6	20	0		Playoffs – 98 at Minnesota, 1/17/10	
2009 Dallas.....	2-2	14	125	8.9	22	0		Touchdowns – 2 four times, last at N.Y. Giants, 11/24/13	
2014 Dallas.....	2-2	11	134	12.2	21	0		Long Reception – 69 at Washington, 12/27/09	
Totals	7-7	39	427	10.9	32	0		Yard-per-Catch Avg – 21.4 vs. Oakland, 11/26/09	

WITTEN'S 100-YARD RECEIVING GAMES (20 total)

167 vs. N.Y. Giants, 10/28/12 (18 rec.)
156 at N.Y. Giants, 12/6/09 (14 rec.)
140 vs. Washington, 12/19/10 (10 rec.)
138 at Detroit, 12/9/07 (15 rec.)
135 vs. Philadelphia, 12/29/13 (12 rec.)
133 vs. Philadelphia, 11/15/04 (9 rec.)
121 vs. Denver, 10/6/13 (7 rec.)

117 at Washington, 12/27/09 (6 rec.)
116 vs. N.Y. Giants, 9/9/07 (6 rec.)
115 vs. Seattle, 11/27/08 (9 rec.)
113 vs. Philadelphia, 12/16/07 (8 rec.)
112 at Green Bay, 10/24/04 (8 rec.)
112 vs. Chicago, 10/1/12 (13 rec.)
110 vs. Philadelphia, 9/15/08 (7 rec.)

110 at N.Y. Jets, 9/11/11 (6 rec.)
108 vs. Philadelphia, 12/2/12 (6 rec.)
107 vs. Oakland, 11/26/09 (5 rec.)
103 at Buffalo, 10/8/07 (9 rec.)
102 at San Francisco, 9/18/11 (7 rec.)
102 vs. Minnesota, 11/3/13 (8 rec.)

WITTEN'S CAREER GAME-BY-GAME RECEIVING

2003 (Dallas)						2004 (Dallas)					
Game	No	Yds	Avg	Long	TD	Game	No	Yds	Avg	Long	TD
L-@ Min 9/7.....	1	13	13.0	13	0	L-@ Min 9/12.....	3	17	5.7	12	0
W-@ NYG 9/15.....	2	25	12.5	15	0	W-Cle 9/19.....	6	82	13.7	24	0
W-@ NYJ 9/28.....						W-@ Was 9/27.....	3	22	7.3	10t	1
W-Ari 10/5.....	4	41	10.3	18	0	L-NYG 10/10.....	5	35	7.0	10	0
W-Phi 10/12.....	INACTIVE/INJURED-Jaw					L-Pit 10/17.....	5	39	7.8	15	0
W-@ Det 10/19.....						L-@ GB 10/24.....	8	112	14.0	42t	1
L-@ TB 10/26.....	1	15	15.0	15	0	W-Det 10/31.....	9	84	9.3	17t	1
W-Was 11/2.....						L-@ Cin 11/7.....	6	97	16.2	33	0
W-Buf 11/9.....	3	24	8.0	13	0	L-Phi 11/15.....	9	133	14.8	29t	2
L-@ NE 11/16.....	1	6	6.0	6	0	L-@ Bal 11/21.....	3	29	9.7	13	0
W-Car 11/23.....	6	49	8.2	13	0	W-Chi 11/25.....	1	17	17.0	17	0
L-Mia 11/27.....	8	58	7.3	17	0	W-@ Sea 12/6.....	5	61	12.2	22	0
L-@ Phi 12/7.....	3	35	11.7	18	0	L-NO 12/12.....	4	59	14.8	21	0
W-@ Was 12/14.....						L-Phi 12/19.....	6	66	11.0	17	0
W-NYG 12/21.....	1	36	36.0	36t	1	W-Was 12/26.....	6	50	8.3	14	0
L-@ NO 12/28.....	5	45	9.0	12	0	L-@ NYG 1/2/05.....	8	77	9.6	23	1
Totals	35	347	9.9	36t	1	Totals	87	980	11.3	42t	6

Playoffs

L-@ Car 1/3/04..... 4 30 7.5 12 0

2005 (Dallas)					
Game	No	Yds	Avg	Long	TD
W-@ SD 9/11	1	12	12.0	12	0
L-Was 9/19	4	35	8.8	13	0
W-@ SF 9/25	6	85	14.2	26	1
L-@ Oak 10/2	5	49	9.8	15	0
W-Phi 10/9	7	80	11.4	19	0
W-NYG 10/16	5	56	11.2	26	1
L-@ Sea 10/23	2	47	23.5	34	0
W-Ari 10/30	5	71	14.2	34	0
W-@ Phi 11/14	3	27	9.0	14	0
W-Det 11/20	2	15	7.5	10	0
L-Den 11/24	9	82	9.1	18	1
L-@ NYG 12/4	1	5	5.0	5	0
W-KC 12/11	7	93	13.3	26	1
L-@ Was 12/18	4	41	10.3	29	1
W-@ Car 12/24	1	9	9.0	9	0
L-SIL 1/1/06	4	50	12.5	19	1
Totals	66	757	11.5	34	6

2006 (Dallas)					
Game	No	Yds	Avg	Long	TD
L-@ Jac 9/10	3	33	11.0	15	0
W-vs. Was 9/17	4	45	11.3	22	0
W-@ Ten 10/1	2	19	9.5	11	0
L-@ Phi 10/8	4	51	12.8	17	0
W-vs. Hou 10/15	3	17	5.7	13	0
L-vs. NYG 10/23	4	72	18.0	31	0
W-@ Car 10/29	6	80	13.3	26	1
L-@ Was 11/5	5	50	10.0	28	0
W-@ Ari 11/12	5	58	11.6	22	0
W-vs. Ind 11/19	3	25	8.3	11	0
W-vs. TB 11/23	3	30	10.0	13	0
W-@ NYG 12/3	3	73	24.3	42	0
L-vs. NO 12/10	4	33	8.3	18	0
W-@ Atl 12/16	5	56	11.2	19	0
L-vs. Phi 12/25	6	50	8.3	13	0
L-vs. Det 12/31	4	62	15.5	24	0
Totals	64	754	11.8	42	1

Playoffs					
L-@ Sea 1/6/07	3	57	19.0	32	0

2007 (Dallas)					
Game	No	Yds	Avg	Long	TD
W-NYG 9/9	6	116	19.3	38	1
W-@ Mi 9/16	2	27	13.5	14	0
W-@ Chi 9/23	6	90	15.0	34	1
W-SIL 9/30	6	71	11.8	18	1
W-@ Buf 10/8	9	103	11.4	22	1
L-NE 10/14	3	47	15.7	25	0
W-Min 10/21	10	86	8.6	13	0
W-@ Phi 11/4	3	77	25.7	53	1
W-@ NYG 11/11	2	12	6.0	8	0
W-Was 11/18	8	67	8.4	23	0
W-NYJ 11/22	4	54	13.5	25	1
W-GB 11/29	6	67	11.2	15	0
W-@ Det 12/9	15	138	9.2	16	1
L-Phi 12/16	8	113	14.1	53	0
W-@ Car 12/22	6	53	8.8	22	0
L-@ Was 12/30	2	24	12.0	16	0
Totals	96	1,145	11.9	53	7

Playoffs					
L-NYG 1/13/08	7	81	11.6	20	0

2008 (Dallas)					
Game	No	Yds	Avg	Long	TD
W-@ Cle 9/7	6	96	16.0	22	0
W-Phi 9/15	7	110	15.7	42	0
W-@ GB 9/21	7	67	9.6	22	0
L-Was 9/28	7	90	12.9	21	1
W-Cin 10/5	8	79	9.9	29	1
L-@ Ari 10/12	4	55	13.8	30	0
L-@ SIL 10/19	6	44	7.3	16	0
W-TB 10/26	1	8	8.0	8	0
L-@ NYG 11/2					

2008 (Dallas), cont.					
Game	No	Yds	Avg	Long	TD
W-@ Was 11/16	2	34	17.0	28	0
W-SF 11/23	1	11	11.0	11	0
W-Sea 11/27	9	115	12.8	36	1
L-@ Pit 12/7	6	62	10.3	22	0
W-NYG 12/14	5	44	8.8	13	0
L-BAL 12/20	5	87	17.4	35	1
L-@ Phi 12/28	7	50	7.1	17	0
Totals	81	952	11.8	42	4

2009 (Dallas)					
Game	No	Yds	Avg	Long	TD
W-@ TB 9/13	5	71	14.2	20	0
L-Phi 9/20	5	33	6.6	13	1
W-Car 9/28	9	77	8.6	22	0
L-@ Den 10/4	4	31	7.8	9	0
W-@ KC 10/11	5	47	9.4	11	0
W-Atl 10/25	5	53	10.6	22	0
W-Sea 11/1	4	36	9.0	18	0
W-@ Phi 11/8	7	43	6.1	10	0
L-@ GB 11/15	5	47	9.4	14	0
W-Was 11/22	5	43	8.6	13	0
W-Oak 11/26	5	107	21.4	44	0
L-@ NYG 12/6	14	156	11.1	32	0
L-SD 12/13	4	49	12.3	26	0
W-@ NO 12/19	5	44	8.8	21	0
W-@ Was 12/27	6	117	19.5	69	0
W-Phi 1/3/10	6	76	12.7	25	1
Totals	94	1,030	11.0	69	2

Playoffs					
W-Phi 1/9/10	4	27	6.8	18	0
L-@ Min 1/17/10	10	98	9.8	22	0
Totals	14	125	8.9	22	0

2010 (Dallas)					
Game	No	Yds	Avg	Long	TD
L-@ Was 9/12	3	27	9.0	14	0
L-Chi 9/19	5	51	10.2	23	0
W-@ Hou 9/26	7	56	8.0	14	0
L-Ten 10/10	5	84	16.8	31	1
L-@ Min 10/17	3	52	17.3	30	0
L-NYG 10/25	9	95	10.6	24	1
L-Jac 10/31	10	97	9.7	27	1
L-@ GB 11/7	3	44	14.7	30	0
W-@ NYG 11/14	1	7	7.0	7	0
W-Det 11/21	4	48	12.0	16	0
L-NO 11/25	10	99	9.9	20	0
W-@ Ind 12/5	5	42	8.4	19	1
L-Phi 12/12	7	69	9.9	22	2
W-Was 12/19	10	140	14.0	33	1
L-@ Ari 12/25	8	45	5.6	14	1
W-@ Phi 1/2/11	4	46	11.5	33	1
Totals	94	1,002	10.7	33	9

2011 (Dallas)					
Game	No	Yds	Avg	Long	TD
L-@ NYJ 9/11	6	110	18.3	64	0
W-@ SF 9/18	7	102	14.6	25	0
W-Was 9/26	6	60	10.0	23	0
L-Det 10/2	8	94	11.8	37	1
L-@ NE 10/16	4	48	12.0	20	1
W-SIL 10/23	5	35	7.0	18	1
L-@ Phi 10/30	4	28	7.0	12	0
W-Sea 11/6	4	71	17.8	33	1
W-Buf 11/13	5	37	7.4	17	0
W-@ Was 11/20	3	85	28.3	59	1
W-Mia 11/24	4	43	10.8	23	0
L-@ Ari 12/4	5	47	9.4	28	0
L-NYG 12/11	3	12	4.0	6	0
W-@ TB 12/17	4	77	19.3	28	0
L-Phi 12/24	4	24	6.0	10	0
L-@ NYG 1/1/12	7	69	9.9	20	0
Totals	79	942	11.9	64	5

WITTEN'S CAREER GAME-BY-GAME, CONT.

Game	2012 (Dallas)					Game	2014 (Dallas)				
	No	Yds	Avg	Long	TD		No	Yds	Avg	Long	TD
W-@ NYG 9/5.....	2	10	5.0	7	0	L-SF 9/7	2	14	7.0	7	0
L-@ Sea 9/16.....	4	58	14.5	23	0	W-@ Ten 9/14.....	4	32	8.0	15	0
W-TB 9/23.....	2	8	4.0	5	0	W-@ STL 9/21.....	4	49	12.3	15	0
L-Chi 10/1.....	13	112	8.6	21	1	W-NO 9/28.....	5	61	12.2	16	0
L-@ Bal 10/14.....	6	88	14.7	35	0	W-Hou 10/5.....	4	59	14.8	34	0
W-@ Car 10/21.....	6	44	7.3	11	0	W-@ Sea 10/12.....	2	24	12.0	21	1
L-NYG 10/28.....	18	167	9.3	20	0	W-NYG 10/19.....	2	27	13.5	15	0
L-@ Atl 11/4.....	7	51	7.3	11	0	W-NYG 10/27.....	5	70	14.0	25t	1
W-@ Phi 11/11.....	8	47	5.9	15	0	L-Ari 11/2.....	6	62	10.3	24	0
W-Cle 11/18.....	7	51	7.3	10	0	W-@ Jac (11/9 Lon)	5	33	6.6	15	1
L-Was 11/22.....	9	74	8.2	15	0	W-@ NYG 11/23...	4	30	7.5	15	1
W-Phi 12/2.....	6	108	18.0	36	0	L-Phi 11/27.....	1	8	8.0	8	0
W-@ Cin 12/9.....	4	62	15.5	25	0	W-@ Chi 12/4.....	2	26	13.0	19	0
W-Pit 12/16.....	5	43	8.6	17t	1	W-@ Phi 12/14.....	7	69	9.9	21	0
L-NO 12/23.....	6	60	10.0	19	0	W-Ind 12/21.....	7	90	12.9	25t	1
L-@ Was 12/30.....	7	56	8.0	14	1	W-@ Was 12/28.....	4	49	12.3	18	0
Totals	110	1,039	9.4	36	3	Totals	64	703	11.0	34	5

Game	2013 (Dallas)					Game	2015 (Dallas)				
	No	Yds	Avg	Long	TD		No	Yds	Avg	Long	TD
W-NYG 9/8.....	8	70	8.8	21	2	W-Det 1/4/15.....	5	63	12.6	21	0
L-@ KC 9/15.....	3	12	4.0	10	0	L-@ GB 1/11/15.....	6	71	11.8	18	0
W-STL 9/22.....	5	67	13.4	23	0	Totals	11	134	12.2	21	0
L-@SD 9/29.....	5	43	8.6	11	0						
L-Den 10/6.....	7	121	17.3	27	1						
W-Was 10/13.....	3	27	9.0	14	0						
W-@ Phi 10/20.....	4	48	12.0	26	0						
L-@ Det 10/27.....	2	15	7.5	13	0						
W-Min 11/3.....	8	102	12.8	26t	1						
L-@ NO 11/10.....	2	27	13.5	19	0						
W-@ NYG 11/24...	4	37	9.3	20t	2						
W-Oak 11/28.....	3	53	17.7	22	0						
L-@ Chi 12/9.....	1	10	10.0	10t	1						
L-GB 12/15.....	4	71	17.8	27	1						
W-@ Was12/22.....	2	13	6.5	8	0						
L-Phi 12/29.....	12	135	11.3	34	0						
Totals	73	851	11.7	34	8						

Game	2014 (Dallas)					Game	2015 (Dallas)				
	No	Yds	Avg	Long	TD		No	Yds	Avg	Long	TD
W-@ Ten 9/14.....	4	32	8.0	15	0	W- NYG 9/13.....	8	60	7.5	15	2
W-@ STL 9/21.....	4	49	12.3	15	0	W-@ Phi 9/20.....	7	56	8.0	11	0
W-NO 9/28.....	5	61	12.2	16	0	L-Atl 9/27.....	6	65	10.8	19	0
W-Hou 10/5.....	4	59	14.8	34	0	L-@ NO 10/4.....	4	57	14.3	28	0
W-@ Sea 10/12.....	2	24	12.0	21	1	L-NE 10/11.....	5	33	6.6	16	0
W-NYG 10/19.....	2	27	13.5	15	0	L-@ NYG 10/25.....	6	73	12.2	35	0
W-NYG 10/27.....	5	70	14.0	25t	1	L-Sea 11/1.....	2	16	8.0	9	0
L-Ari 11/2.....	6	62	10.3	24	0	L-Phi 11/8.....	6	43	7.2	14	0
W-@ Jac (11/9 Lon)	5	33	6.6	15	1	L-@ TB 11/15.....	5	42	8.4	24	0
W-@ NYG 11/23...	4	30	7.5	15	1	W-@ Mia 11/22.....	2	27	13.5	15	0
L-Phi 11/27.....	1	8	8.0	8	0	L-Car 11/26.....	4	36	9.0	14	0
W-@ Chi 12/4.....	2	26	13.0	19	0	W-@ Was 12/7.....	5	46	9.0	11	0
W-@ Phi 12/14.....	7	69	9.9	21	0	L-@ GB 12/13.....	5	40	8.0	10	0
W-Ind 12/21.....	7	90	12.9	25t	1	L-NYJ 12/19.....	5	49	9.8	15	0
W-@ Was 12/28.....	4	49	12.3	18	0	L-@ Buf 12/27.....	1	12	12.0	12	0
Totals	64	703	11.0	34	5	L-Was 1/3/16.....	6	58	9.7	22	1
						Totals	77	713	9.3	35	3



June 16, 2016 - The final practice at the team's Valley Ranch headquarters - home of the Dallas Cowboys since 1985

2016 DRAFT PICKS

EZEKIEL ELLIOTT

21 • Running Back

6-0 • 225 • 7/22/95

Ohio State • D1 for '16 (4th overall)

NFL: Rookie • Cowboys: Rookie



COLLEGE: For just the second time in franchise history, the Dallas Cowboys used a top-five pick to select a running back when the team chose Ezekiel Elliott with the fourth pick of the 2016 NFL Draft. Elliott is an elite three-down back who has the ability to excel in every aspect of his game. He possess a rare combination of size, speed and athleticism and has displayed the ability to be the workhorse of the offense. Leaving Ohio State following his junior year and only starting his final two seasons, Elliott rushed for the second-most yards in school history (3,961), including the most rushing yards in consecutive years (3,699). He logged five 200-yard games (tied for first in school history) and 22 100-yard games (second) while his 44 touchdowns were fourth. He had 12 career runs of 50-or-more yards and is the only player in Ohio State history with three runs of at least 80 yards. He logged at least 100 rushing yards in 15 consecutive games spanning his final two seasons. Through those 15 games, he rushed for 2,349 yards and 27 touchdowns on 326 carries to average 7.2 yards-per-clip.

TRANSACTION SUMMARY:

4/28/16: Drafted in the first round (fourth overall) by Dallas.

2015:

- Started all 13 games he played as a junior and was the Big Ten Offensive Player and Running Back of the Year while earning first-team All-Big Ten honors, finishing eighth in Heisman Trophy voting and earning the Chicago Tribune Silver Football Award as the Big Ten MVP.
- Led the conference (sixth in the nation) with 140.1 rushing yards-per-game and led the Big Ten with 156.9 all-purpose yards-per-game, posting 2,040 total yards.
- Tied for first in the FBS with six 50-plus yard rushes and held an FBS-best streak of 15 100-yard rushing games.
- Rushed for 1,821 yards (third in school history) and 23 touchdowns on 289 carries for a 6.3 yard-per-carry average. Added 206 receiving yards on 27 catches and returned two punts for 13 yards.
- Logged two 200-yard games - 274 at Indiana and 214 at Michigan - and two more games with at least 150 yards - 153 against Penn State and 181 at Illinois.
- Had at least two touchdowns in seven games, at least three in three games and tied his career-high with four touchdowns in the Fiesta Bowl against Notre Dame.
- Topped 3,000 career collegiate rushing yards with his 153-yard game at Penn State, then was the Big Ten Offensive and Maxwell Football Club, Walter Camp and FWAA National Player of the Week when he rushed for a career-high 274 yards (tied for second in OSU history) at Indiana.
- Rushed for a school-record 243 yards in the second half and became the only FBS player in the last 10 years to have three 50-plus yard scoring runs in a half at the Hoosiers.

2014:

- As a sophomore was an All-Big Ten honorable mention, rushing for 1,878 yards and 18 touchdowns en route to the College Football Playoff national championship.
- His 1,878 yards were second in school history behind Eddie George's 1,927 in 1995.
- Became the first Buckeye with consecutive 200-yard rushing performances, posting three straight.
- Rushed for a Big Ten championship game record 220 yards with two touchdowns, including a championship game record 81-yard run in the 59-0 win over Wisconsin.
- Earned Offensive MVP rushing for 230 yards and two scores, including an 85-yarder, beating top ranked Alabama in the Allstate Sugar Bowl.
- In the College Football Playoff National Championship Game, earned Offensive MVP honors after rushing for a game-record 246 yards and four touchdowns in the win over Oregon.
- Through the three-game playoffs, rushed for 696 yards and eight touchdowns.

2013:

- Played in 11 games as a true freshman behind Carlos Hyde and rushed for 262 yards and two touchdowns on 30 carries (8.7 avg.).
- Caught three passes for 23 yards and his lone career receiving touchdown.
- Had his first 100-yard game with season-highs in yards (162), carries (14) and rushing average (11.6) while posting his first multi-touchdown game (two) against Florida A&M.
- Caught three passes for 23 yards and his only collegiate receiving touchdown at Purdue.

PERSONAL:

- Consensus four-star prospect, one of the top-100 national prospects and the *St. Louis Post-Dispatch* Offensive Player of the Year as a senior out of John Burroughs High School in St. Louis, Mo.
- Rushed for 2,155 yards with 40 touchdowns and totaled 3,061 all-purpose yards and 50 touchdowns for the 13-1 Class 3 state runner-up as a senior.
- Won four state championships in a 2.5-hour span as part of the Burroughs track & field team, winning the 100-meter dash, 200, 110 high hurdles and the 300 hurdles.
- Majoring in marketing at OSU.

STAFF

EZEKIEL
ELLIOTT

2015 SEASON

RECORDS

PLAYOFF
RECORDS

HISTORY

SIDELINES

COMMUNITY:

- 2016 First Round Draft Picks Round Table at Draft Party.
- 2016 Rookie Club presented by UnitedHealthcare
- 2016 Cowboys U High School Camp.

ELLIOTT'S OHIO STATE TOTALS

Year Team	GP-GS	RUSHING					RECEIVING				
		No	Yds	Avg	Long	TD	No	Yds	Avg	Long	TD
2013 Ohio State.....	11-0	30	262	8.7	57	2	3	23	7.7	11	1
2014 Ohio State.....	15-14	273	1,878	6.9	85t	18	28	220	7.9	22	0
2015 Ohio State.....	13-13	289	1,821	6.3	80t	23	27	206	7.6	30	0
Totals	39-27	592	3,961	6.7	85t	43	58	449	7.7	30	1

ADDITIONAL STATISTICS

Kickoff Returns – 2014 (1 for 16).

Punt Returns – 2015 (2 for 13).

SINGLE-GAME HIGHS

Carries – 36 vs. Oregon, 1/12/15

Rushing Yards – 274 at Indiana, 10/3/15

Rushing Average – 11.9 at Indiana, 10/3/15

Long Rush – 85t vs. Alabama, 1/1/15

Rushing Touchdowns – 4 vs. Oregon, 1/12/15 and vs. Notre Dame, 1/1/16

Receptions – 7 vs. Indiana, 11/22/14

Receiving Yards – 52 vs. Kent State, 9/13/14

Long Reception – 30 vs. Notre Dame, 1/1/16

JAYLON SMITH

54 • Linebacker

6-2 • 240 • 6/14/95

Notre Dame • D2 for '16 (34th overall)

NFL: Rookie • Cowboys: Rookie



COLLEGE: The Dallas Cowboys added an elite talent at linebacker with the selection of Jaylon Smith in the second round (34th overall) of the 2016 NFL Draft. Smith was considered by many to be a top-five talent in the draft, but injured his knee in his last collegiate game and his draft stock fell due to concerns about his recovery. An athletic player who can track down ball carriers and defend in both zone and man coverages on defense, Smith tallied 293 tackles, 24.5 tackles for loss, 4.5 sacks, 11 pass breakups, three forced fumbles and an interception over three seasons at Notre Dame.

TRANSACTION SUMMARY:

4/29/16: Drafted in the second round (34th overall) by Dallas.

2015:

- A consensus All-American and Butkus Award winner as the best collegiate defensive player after his junior season in which he started all 13 games and led the team in total tackles, pass breakups, fumble recoveries and ranked third in tackles for loss, racking up 114 tackles, 9.5 tackles for loss, one sack, six quarterback hurries, five passes defended, five pass breakups, two fumble recoveries and one forced fumble.
- Joined Manti Te'o as the only Notre Dame players to ever win both the high school and collegiate versions of the Butkus Award.
- Named team captain for the 2015 season.
- Registered 10-or-more tackles in six different games, including five of the final seven contests of the year.
- Recorded 11 tackles and equaled a career high with 2.5 tackles for loss at Virginia.
- Forced a fumble, recovered a fumble and broke up two passes against Georgia Tech.
- Registered 14 tackles against both USC and Temple.
- Established a career-high with 15 tackles at No. 9 Stanford, including one tackle for loss.

2014:

- Finished the year as a Butkus Award finalist and Bednarik Award semifinalist as a sophomore after starting all 13 games and leading the Irish in total tackles (112), tackles for loss (nine), tied for second with 3.5 sacks, forced a fumble, recorded two breakups and registered seven pressures.
- Registered a team-high 10 tackles, including one for loss, in a 31-0 rout over Michigan.
- Recorded nine tackles, including eight solo stops, against Purdue and added two tackles for loss and one sack (the first of his career) against the Boilermakers.
- Named the Lott IMPACT Trophy's Player of the Week for his efforts in the win over No. 14 Stanford, making a then career-high 14 tackles with 2.5 tackles for loss and a sack.
- Led the Irish with 11 tackles against Louisville, adding a tackle for loss, pass break up and two pressures.
- Equaled his then career-high of 14 tackles at USC.
- Registered nine tackles, half a sack and one pressure in the 31-28 Music City Bowl victory over LSU.

2013:

- Started all 13 games at outside linebacker as a freshman and ranked third on the squad with 67 total tackles, second on the team with 6.5 tackles for loss and added one forced fumble, one fumble recovery, one interception, one quarterback hurry and three pass breakups.

- His 67 tackles are the third-most ever by an Irish freshman and most since Bob Golic set the rookie record with 82 in 1975.
- Recorded a then career-best 11 tackles, including one for loss, against Pittsburgh.
- Credited with his first career forced fumble against Arizona State and registered nine tackles, including 1.5 for loss.
- Registered his first career interception in the victory over USC and then made eight tackles, one for loss and picked up a fumble recovery at Air Force.

PERSONAL:

- Helped Bishop Luers High School in Fort Wayne, Ind., to four straight Indiana Class 2A state titles as a linebacker and running back as a three-time first-team all-state selection.
- Winner of the 2012 Butkus Award presented by *Pro Football Weekly* to the top high school linebacker in the country and a first-team linebacker on the *Parade* prep All-America squad. Finished his senior season with 1,265 rushing yards and 18 touchdowns on 176 attempts to go with 10 receptions for 66 yards and two more touchdowns - adding 72 tackles, 19.5 tackles for loss, eight sacks, two forced fumbles, one fumble recovery and seven pass deflections on defense.
- Rushed 168 times for 1,319 yards and 25 touchdowns as a junior in 2011 to go with 17 catches for 191 yards and four touchdowns while making 51 tackles, 18 tackles for loss, eight sacks, one interception and two fumble recoveries on defense.
- Older brother Rod Smith is a running back for the Cowboys.
- Majored in film, television and theater and Notre Dame.

COMMUNITY:

- 2016 Rookie Club presented by United Healthcare.
- 2016 Dallas Cowboys U High School Camp.

J. SMITH'S NOTRE DAME TOTALS

		DEFENSE										INTERCEPTIONS					FUMBLES REC				
Year Team	GP-GS	ST	AT	TT	Sks-Yds	Tkl/Ls	QB Prs	PBU	FF	No	Yds	Avg	Lg	TD	No	Yds	Avg	Lg	TD		
2013 Notre Dame	13-13	41	26	- 67	0.0(0)	6.5(-22)	1	4	1	1	-1	-1.0	-1	0	1	0	0.0	0	0		
2014 Notre Dame	13-13	65	47	- 112	3.5(-30)	9.0(-40)	7	2	1	0	0	0.0	0	0	0	0	0.0	0	0		
2015 Notre Dame	13-13	69	45	- 114	1.0(-8)	9.0(-25)	6	5	1	0	0	0.0	0	0	2	17	8.5	17	0		
Totals	39-39	175	118	- 293	4.5(-38)	24.5(-87)	14	11	3	1	-1	-1.0	-1	0	3	17	5.7	17	0		

SINGLE-GAME HIGHS

Tackles – 15 at Stanford, 11/28/15
Sacks – 1, four times, last vs. Texas 9/5/15
Tackles for Loss – 2.5, two times, last at Virginia, 9/12/15
Interceptions – 1 vs. USC, 10/19/13
Pass Breakups – 2 vs. Georgia Tech, 9/9/15

MALIEK COLLINS**96 • Defensive Tackle**

6-2 • 305 • 4/8/95

Nebraska • D3 for '16 (67th overall)

NFL: Rookie • Cowboys: Rookie



COLLEGE: The Dallas Cowboys addressed their need on the defensive line with the selection of Nebraska defensive lineman Maliek Collins with the team's third round pick (67th overall) of the 2016 NFL Draft. While starting 26-of-38 collegiate games played, Collins amassed 86 tackles, 23 tackles for loss, eight sacks and 19 quarterback hurries in three seasons. He was also a two-time second-team All-Big Ten selection and was a team captain in 2015. Collins is expected to contribute immediately along the Cowboys defensive line in 2016.

TRANSACTION SUMMARY:

4/29/16: Drafted in the third round (67th overall) by Dallas.

2015:

- Played in all 13 games with 12 starts as a junior as the anchor of a strong defensive line.
- Made 29 tackles, seven tackles for loss, 2.5 sacks and six quarterback hurries on the year.
- At Illinois notched a career-high nine tackles, including three tackles for loss and 1.5 sacks.
- Had four solo stops at Miami, with three tackles each against Wisconsin and Purdue.
- Collected a sack at Rutgers and logged two quarterback hurries in the Foster Farms Bowl victory over UCLA.

2014:

- As a sophomore started all 13 games and led the Huskers in tackles for loss with 14, while ranking second on the team with 4.5 sacks and 13 quarterback hurries while also adding 45 tackles.
- Posted a season-high seven tackles against both Rutgers and Iowa.
- After his seven-tackle effort against Rutgers, had five tackles, a nine-yard sack and three hurries against Purdue.
- Recorded a sack and two tackles for loss in the regular season finale at Iowa.
- Closed the year with five tackles, a sack and two tackles for loss against USC in the Holiday Bowl.

2013:

- Played in 12 games with one start as a freshman while recording 12 tackles.
- Registered Nebraska's first sack of the season against Southern Miss along with three tackles.
- Added a tackle for loss against UCLA.
- Made eight tackles in the final four games, tying his season high with three tackles at Penn State, adding two each against Michigan State and Iowa, and then making one stop in the Gator Bowl while making his first career start.

PERSONAL:

- Saw time on both sides of the ball for Kansas City Center High School in Kansas City, Mo.
- Recorded 102 tackles as a senior including 43 tackles for loss, 15.0 sacks, five forced fumbles and three fumble recoveries while also playing on the offensive line
- Helped Center High to a 10-4 record and a trip to the quarterfinals of the Missouri Class 3A state playoffs.
- Was a first-team Class 3A all-state pick by the Missouri High School Coaches Association and was also a member of the *Kansas City Star's* All-Metro first-team defensive unit.
- As a junior earned first-team all-conference honors as both an offensive and defensive lineman.
- Was a standout wrestler, and as a senior, won the Missouri Class 2A state championship with a perfect 48-0 record. Reached the quarterfinals at the state meet in the heavyweight class as a junior with a 48-5 record.
- Majored in sociology at Nebraska.

COMMUNITY:

- 2016 Rookie club presented by UnitedHealthcare.
- 2016 Dallas Cowboys U High School Camp.

M. COLLINS' NEBRASKA TOTALS

		DEFENSE										INTERCEPTIONS					FUMBLES REC				
Year	Team	GP-GS	ST	AT	TT	Sks-Yds	Tkl/Ls	QB Prs	PBU	FF	No	Yds	Avg	Lg	TD	No	Yds	Avg	Lg	TD	
2013	Nebraska	12-1	6	6	- 12	1.0(-10)	2(-10)	0	0	1	0	0	0.0	0	0	0	0	0.0	0	0	
2014	Nebraska	13-13	17	28	- 45	4.5(-33)	14(-47)	13	0	0	0	0	0.0	0	0	0	0	0.0	0	0	
2015	Nebraska	13-12	14	15	- 29	2.5(-22)	7(-30)	6	1	0	0	0	0.0	0	0	0	0	0.0	0	0	
Totals		38-26	37	49	- 86	8.0(-65)	23(-87)	19	1	1	0	0	0.0	0	0	0	0	0.0	0	0	

SINGLE-GAME HIGHS

Tackles – 9 at Illinois, 10/3/15

Sacks – 1.5 at Illinois, 10/3/15

Tackles for Loss – 3 vs. Rutgers, 10/25/14 and at Illinois, 10/3/15

CHARLES TAPPER**79 • Defensive End**

6-2 • 270 • 5/7/93

Oklahoma • D4a for '16 (101st overall)

NFL: Rookie • Cowboys: Rookie



COLLEGE: The Dallas Cowboys added to their pass rush arsenal with the selection of Charles Tapper in the fourth round (101st overall) of the 2016 NFL Draft. A speed rusher with the tools and measurables to wreak havoc on opposing tackles at the defensive end position, Tapper ran the fastest 40-yard dash of any defensive lineman at the 2016 NFL Combine, clocking in at a blazing 4.59 seconds. As a four-year player at Oklahoma, he registered 138 tackles, 26.5 tackles for loss, 15.5 sacks, five forced fumbles and six pass breakups. Tapper will get to work with Defensive Coordinator Rod Marinelli in order to refine his skills and tap into his raw talent.

TRANSACTION SUMMARY:**4/28/16:** Drafted in the fourth round (101st overall) by Dallas.**2015:**

- Earned All-American honorable mention honors from *Sports Illustrated* and named All-Big 12 first-team by league coaches, AP, ESPN.com and Phil Steele, after starting all 13 games and tallying 50 tackles, seven sacks, 10 tackles for loss, four forced fumbles and three pass deflections as a senior rush end for the Sooners.
- Set a career high with eight tackles, including one tackle for loss, against West Virginia.
- Posted four tackles with a career-high three sacks and two forced fumbles at Kansas.
- Made six tackles with two for loss, including a sack, and a pass breakup at Baylor.
- Tallied six tackles with one sack while forcing and recovering a fumble against TCU.
- Produced five tackles and a pass breakup in the Orange Bowl against Clemson.

2014:

- Earned honorable mention All-Big 12 honors from the league's coaches in his junior season, starting all 13 games at defensive end and recording 37 tackles, eight tackles for loss, 3.0 sacks, two pass deflections, one forced fumble and a fumble recovery.

- Posted three tackles with a team-high two tackles for loss and a sack against Louisiana Tech.
- Tied a season high with two tackles for loss, including a sack, and finished with four tackles against Kansas State.
- Forced a fumble and made two tackles, including a sack, at Iowa State.
- Tied his season high with six tackles, including a tackle for loss, against Oklahoma State.

2013:

- Named All-Big 12 first team by coaches and *Phil Steele* while starting 12-of-13 games and registering 49 tackles, nine tackles for loss, 5.5 sacks and a pass deflection as a sophomore.
- Had three tackles in the first start of his career against the University of Louisiana-Monroe.
- Talled four tackles with one tackle for loss at Notre Dame.
- Had a season-high 2.0 sacks to go with five tackles against TCU.
- Matched his season high with six tackles and had three tackles for loss with 2.0 sacks at Kansas.
- Made four tackles at Baylor with one tackle for loss and one pass breakup.
- Recorded two tackles in the Sugar Bowl against Alabama.

2012:

- Played in five games as a true freshman, registering two tackles.
- Registered the first two tackles of his career against Kansas.

PERSONAL:

- Attended City College High School in Baltimore, Md., where he was labeled a three-star recruit by ESPN.com, Rivals.com and Scout.com after finishing his senior season with 100 tackles and five sacks on defense, while also catching 10 passes for 200 yards and five touchdowns as a tight end.
- Began playing football his junior year of high school and was also a standout basketball player for Nike Baltimore Elite.
- Majored in communications at Oklahoma.

COMMUNITY:

- 2016 Rookie Club presented by United Healthcare.
- 2016 Dallas Cowboys U High School Camp.

TAPPER'S OKLAHOMA TOTALS

Year Team	GP-GS	DEFENSE										INTERCEPTIONS				FUMBLES REC			
		ST	AT	TT	Sks- Yds	Tkl/ Ls	QB Prs	PBU	FF	No	Yds	Avg	Lg	Td	No	Yds	Avg	Lg	Td
2012 Oklahoma.....	5-0	0	2	-	2	0.0(-0)	0(0)	-	0	0	0	0.0	0	0	0	0.0	0	0	0
2013 Oklahoma.....	13-12	24	25	-	49	5.5(-31)	9(-40)	-	1	0	0	0.0	0	0	0	0.0	0	0	0
2014 Oklahoma.....	13-13	13	24	-	37	3.0(-18)	8(-27)	-	2	1	0	0	0.0	0	1	0	0.0	0	0
2015 Oklahoma.....	13-13	31	19	-	50	7.0(-38)	10(-53)	-	3	4	0	0	0.0	0	1	1	1.0	1	0
Totals	44-38	68	70	-	138	15.5(-87)	27(-120)	-	6	5	0	0	0.0	0	2	1	0.5	1	0

SINGLE-GAME HIGHS

Tackles – 8 vs. West Virginia, 10/3/15

Sacks – 3 at Kansas, 10/31/15

Tackles for Loss – 3 at Kansas, 10/19/13


Forced Fumbles – 2 at Kansas, 10/31/15

DAK PRESCOTT**4 • Quarterback**

6-2 • 238 • 7/29/93

Mississippi State • D4b for '16 (135th overall)

NFL: Rookie • Cowboys: Rookie



COLLEGE: With their eyes toward the future, the Dallas Cowboys selected Dak Prescott out of Mississippi State with the team's second selection in the fourth round (135th overall) of the 2016 NFL Draft to serve as a young quarterback to groom under Tony Romo. The move was a rare one for Dallas, as Prescott becomes the first quarterback drafted by the Cowboys since Stephen McGee in 2009, and only the fifth since Jerry Jones bought the team in 1989. Prescott, considered the most decorated player in Mississippi State history, left the Bulldogs owning 38 school records while boasting a 23-10 record as a starter for the best winning percentage as a starting quarterback in school history (.697). As the school's all-time leading passer, his career records include passing yards (9,376), passing touchdowns (70), completions (734) and completion percentage (62.8). He was one of four players in FBS history and the second player in Southeastern Conference history (2007 Heisman Trophy winner Tim Tebow) to throw for 70 touchdowns and rush for 40 touchdowns in a career, while also becoming one of only four players in FBS history - and the second player in SEC history (Tebow) - to pass for 9,000 yards and rush for 2,500 yards in a career. In total, he accounted for a school record 114 career touchdowns - fourth in SEC history - tallied 11,897 yards of total offense - third in SEC history - and his 2,521 rushing yards were the most by a MSU quarterback and third-most by a quarterback in SEC history. Overall, he completed 734-of-1,169 passes (62.8) for 9,376 yards with 70 touchdowns and 23 interceptions, rushed for 2,521 yards on 536 carries

(4.7) and 41 scores and caught four passes for 88 yards and three touchdowns while playing in 49 career games with 33 starts.

TRANSACTION SUMMARY:

4/30/16: Drafted in the fourth round (135th overall) by Dallas.

2015:

- Completed 316-of-477 passes (66.2) for 3,793 yards with 29 touchdowns and five interceptions - all career-bests - while starting all 13 games as a senior.
- Also rushed 160 times for 588 yards (3.7) and 10 touchdowns.
- Accounted for 39 total touchdowns and 4,381 yards of total offense as one-of-four players nationally with at least 25 passing touchdowns and 10 rushing touchdowns.
- Winner of the 2015 Senior CLASS Award, given to the top NCAA FBS senior student-athlete who best exemplifies four areas: community, classroom, character and competition and was the recipient of the 2015 Conerly Trophy, given to the best football player in the state of Mississippi.
- Was a member of Phil Steele's All-America third-team, while earning All-SEC first-team honors from the coaches, Associated Press, ESPN.com, Athlon Sports and Phil Steele.
- The only player in the SEC to lead his team in both passing and rushing on the season and one of only six players in the Power 5 Conferences to do so.
- Broke his own single-season school records for completion percentage (66.2 in 2015; 61.6 in 2014) and yards-per-game (291.8 in 2015; 265.3 in 2014).
- Led the SEC in Week 1 with 309 yards of total offense (237 passing, 72 rushing) with three touchdowns in the season-opening victory at Southern Miss.
- Broke the single-game school record with 34 completions on a career-high 52 attempts versus #14 LSU, recording 335 passing yards and two touchdowns (one passing, one rushing).
- Against Louisiana Tech threw 30-of-43 passes for 347 yards and four touchdowns (three passing, one rushing).
- Named the FWAA Offensive Player of the Week, the Davey O'Brien Award National Quarterback of the Week and the SEC Offensive Player of the Week after tying a school record with six touchdowns against Kentucky. Finished 25-of-35 for 348 yards and three touchdowns, while rushing for a season-high 117 yards and three scores.
- His performance made him the first SEC player since Heisman Trophy winner Cam Newton in the 2010 SEC Championship Game to account for six-plus scores in a league game, the first player in school history to throw for over 300 yards and rush for over 100 yards in the same game and the third FBS player in the last 15 years with 348-plus passing yards, 100-plus rushing yards, three passing touchdowns and three rushing touchdowns in a single game.
- Became the first player in SEC history and the first FBS player since November 2013 to account for 550 yards of total offense and seven touchdowns in a single game at Arkansas.
- He became the ninth player in SEC history with seven touchdowns in a single game and joined Johnny Manziel as the only other player in SEC history with 550 yards of total offense in a single game while also becoming just the eighth player in SEC history to throw for 500 yards in a single game.
- Named MVP of the Belk Bowl in his final career game, throwing for 380 yards and four touchdowns.

2014:

- Started all 13 games as a junior and shattered 12 school single-season statistical records while leading the program to its highest poll finish since 1940 and its first Orange Bowl in 73 years.
- Was an honorable mention All-American while becoming the first finalist in school history for the Maxwell, Davey O'Brien and Johnny Unitas Awards.
- Was a first-team All-SEC QB selection by the media and coaches and was awarded SEC Offensive Player of the Week three times.
- Broke school records for rushing yards by a quarterback (986), total offense (4,435), total offense per-game (341.2), touchdowns responsible (41), completion percentage (.616), passing yards (3,449), passing yards-per-game (265.3), 200-yard passing games (12), passing touchdowns (27) and passing efficiency (151.7).
- Scored 15 touchdowns (14 rush, one receiving) to finish fifth nationally in points responsible for with 252.
- Led the nation in third down touchdowns accounted for with 17 (10 passing, seven rushing), and his 10 passing scores on third down were also tops nationally.
- Threw for over 250 yards in a game a school-record seven times while rushing for over 100 yards four times while also leading the nation in that category.
- Tied a school record with a career-high four touchdown passes in the season opener against Southern Miss.
- Became the first quarterback in school history to throw four-plus touchdown passes while rushing for 100-plus yards against UAB, finishing with 211 passing yards and four touchdowns with 111 rushing yards and one touchdown.
- Led MSU to its first win at LSU since 1991, throwing for 268 yards and two touchdowns, as well as running for 105 yards and a score.
- Accounted for 356 yards of total offense and five touchdowns against Texas A&M.
- Responsible for three total touchdowns and 367 yards of total offense in the win against No. 2 Auburn that lifted MSU to No. 1 in the polls.
- Shattered a MSU single-game record with 500 yards of total offense against Georgia Tech in the Orange Bowl. Also threw for a bowl-record 453 yards on 33-of-51 passes with three touchdowns and one score on the ground.

2013:

- Was part of a two-quarterback system with Tyler Russell while seeing action in 11 total games - with seven starts - as a sophomore.
- Completed 156-of-267 passes for 1,940 yards with 10 touchdowns and seven picks, compiled a team-best 829 rushing yards on 134 carries with 13 scores, and also caught two passes - both for touchdowns.
- Set the then MSU single-season record for quarterback rushing yards with 829, while his 13 rushing scores were second-most by a quarterback in MSU history.
- Accounted for 25 touchdowns on the year, which ranked second in MSU history.
- Tallied 2,769 yards of total offense, good for third place in MSU annals.
- Earned his first career start against Alcorn State and played the first half, guiding the Bulldogs to a 37-0 lead.
- Started his second-straight game against Auburn and became the first MSU quarterback to reach 100-or-more yards rushing (133) and 200-or-more yards passing (213) since Chris Relf against Arkansas in 2010.
- Scored on a 36-yard reception, 22-yard run and 11-yard run and also threw a 50-yard touchdown pass against

- Troy to become the first Bulldog to score three touchdowns in a game since 2012.
- Rushed for a 75-yard touchdown against Bowling Green, the longest by a Bulldog since Vick Ballard's 75-yard score against Alcorn State in 2010.
- Threw for 268 yards and two touchdown tosses against Kentucky and caught his second career touchdown pass against the Wildcats, hauling in a 17-yard strike from Jameon Lewis.
- Just days after the passing of his mother, delivered a gutsy performance at Texas A&M, rushing for a career-best 154 yards while also throwing for two touchdowns against the Aggies.
- In the Egg Bowl win over Ole Miss, battled an elbow injury but still entered the game in the fourth quarter and completed 11 passes for 115 yards and scored the game-winning touchdown in overtime with a three-yard run on fourth-and-one.
- Named MVP of the Liberty Bowl after accounting for a bowl-record five touchdowns (three passing, two rushing). Was 17-of-28 for 283 yards passing and also ran for 78 yards on 14 carries in the bowl victory over Rice.

2012:

- Accounted for eight touchdowns - four rushing and four passing - seeing action as a short-yardage and redzone quarterback during 12 games as a redshirt freshman.
- Completed 18-of-29 passes for 194 yards with four touchdowns and no interceptions and rushed 32 times for 118 yards with four scores on the ground.
- Scored his first career touchdown in the season-opening win over Jackson State.
- Tossed his first career touchdown pass in the victory over Tennessee.
- Rushed for another score and completed four-of-five passes against Middle Tennessee.
- Closed out the regular season with a touchdown toss in the Egg Bowl.

2011:

- Sat out his freshman year as a redshirt.

PERSONAL:

- Rayne Dakota "Dak" Prescott attended Haughton, La., High School where he was named first-team all-state by the Louisiana Sports Writers Association.
- Led the Buccaneers to an undefeated regular season and a berth in the 4A state quarterfinals as a senior and completed 159-of-258 passes (62.0) for 2,860 yards and 39 touchdowns and rushed for 951 yards and 17 touchdowns on 90 attempts (10.6).
- During his junior season, completed 144-of-252 passes for 2,172 yards and 27 touchdowns.
- Earned his undergraduate degree in educational psychology in December 2014 and received his master's degree in workforce leadership in December 2015 while at Mississippi State.

COMMUNITY:

- 2016 Rookie club presented by UnitedHealthcare.
- 2016 Cowboys Youth Combine Guest Coach.
- 2016 Dallas Cowboys U High School Camp.

PRESCOTT'S MISSISSIPPI STATE TOTALS

Year Team	GP-GS	PASSING								Rating
		Att	Cmp	Pct	Yds	Yds/Att	TD	Int	Long	
2012 Mississippi St.....	12-0	29	18	62.1	194	6.7	4	0	29	163.7
2013 Mississippi St.....	11-7	267	156	58.4	1,940	7.3	10	7	65	126.5
2014 Mississippi St.....	13-13	396	244	61.6	3,449	8.7	27	11	74t	151.7
2015 Mississippi St.....	13-13	477	316	66.2	3,793	8.0	29	5	63	151.0
Totals	49-33	1,169	734	62.8	9,376	8.0	70	23	74t	145.9

Year Team	RUSHING					RECEIVING				
	No	Yds	Avg	Long	TD	No	Yds	Avg	Long	TD
2012 Mississippi St	32	118	3.7	15	4	0	0	0.0	0	0
2013 Mississippi St	134	829	6.2	75t	13	2	53	26.5	36	2
2014 Mississippi St	210	986	4.7	56t	14	2	35	17.5	24t	1
2015 Mississippi St	160	588	3.7	49	10	0	0	0.0	0	0
Totals	536	2,521	4.7	75t	41	4	88	22.0	36	3

SINGLE-GAME HIGHS

Attempts – 52 vs. LSU, 9/12/15
Completions – 38 at Arkansas, 11/21/15
Yards – 508 at Arkansas, 11/21/15
Touchdowns – 5 at Arkansas, 11/21/15
Interceptions – 3 at Alabama, 11/15/14 and at South Carolina, 11/2/13
Completion Pct. 76.9 vs. Texas A&M, 10/4/14
Passer Effic. – 204.0 vs. Southern Miss, 8/30/14
Carries – 24 at Mississippi, 11/29/14
Rushing Yards – 154 at Texas A&M, 11/9/13
Long Rush – 75 vs. Bowling Green, 10/12/13
Rushing Touchdowns – 3 vs. Kentucky, 10/24/15 and vs. Texas A&M, 10/4/14

ANTHONY BROWN

30 • Cornerback

5-11 • 196 • 12/15/93

Purdue • D6a for '16 (189th overall)

NFL: Rookie • Cowboys: Rookie



COLLEGE: The Dallas Cowboys were looking to improve their depth in the defensive backfield when they drafted Anthony Brown with their first choice in the sixth round (189th overall) of the 2016 NFL Draft. Brown finished his collegiate career at Purdue starting each of his final 34 games. He has proven to be a solid tackler who is willing to play with physicality while also showing his ability to play in both zone and press coverages. Brown could also be a solid contributor on Cowboys special teams units.

TRANSACTION SUMMARY:

4/30/16: Drafted in the sixth round (189th overall) by Dallas.

2015:

- Finished fifth on the defense with 59 tackles with one stop for a loss, a team-best four interceptions, six breakups, a fumble recovery and a blocked kick, starting all 12 games as a senior. Added 39 rush yards on a fake punt.
- Logged at least five tackles in six games.
- Posted a single-game career-high 11 tackles at Wisconsin.
- Had a career-best three interceptions against Nebraska.

2014:

- Started all 12 games as a junior and finished with 54 tackles, six for losses, 1.5 sacks, a fumble recovery and 10 breakups.
- Tied his career-high with two breakups in three different games - at Notre Dame, against Michigan State and at Minnesota.
- Posted the only sacks of his career, finishing with 1.5 at Notre Dame then tallied a season-high eight tackles against Wisconsin.

2013:

- Started 10 of the 12 games he played, finishing second on the team with 59 stops, with three for losses, a forced fumble and three deflections.
- Notched seven tackles against Notre Dame then had a career-high nine tackles - eight solo - and a forced fumble against Nebraska.
- Finished the season with at least six tackles in seven of the final eight games of the season.

2012:

- Played in 10 games as a reserve and notched six tackles.

PERSONAL:

- Second-team All-Hillsborough County with 25 tackles, two interceptions and three breakups as a senior at Hillsborough High School in Tampa, Fla. Also gained 911 yards on 139 runs with 14 touchdowns, caught 18 passes for 239 yards and a touchdown and averaged 24.1 yards-per-kickoff return.
- Ran a 10.58 in the 100-meters and 21.60 in the 200 as part of Hillsborough's track & field team.
- Majored in organizational leadership and supervision at Purdue.

COMMUNITY:

- 2016 Rookie Club presented by UnitedHealthcare
- 2016 Cowboys U High School Camp.

BROWN'S PURDUE TOTALS

		DEFENSE										INTERCEPTIONS					FUMBLES REC				
Year Team	GP-GS	ST	AT	TT	Sks-Yds	Tkl/Ls	QB Prs	PBU	FF	No	Yds	Avg	Lg	TD	No	Yds	Avg	Lg	TD		
2012 Purdue.....	10-0	4	2	6	0.0(0)	0(0)	-	0	0	0	0	0.0	0	0	0	0	0.0	0	0		
2013 Purdue.....	12-10	51	18	69	0.0(0)	3(-9)	-	3	1	0	0	0.0	0	0	0	0	0.0	0	0		
2014 Purdue.....	12-12	41	13	54	1.5(-6)	6(-18)	-	10	0	0	0	0.0	0	0	1	0	0.0	0	0		
2015 Purdue.....	12-12	41	18	59	0.0(0)	1(-6)	-	6	0	4	4	1.0	4	0	1	0	0.0	0	0		
Totals	46-34	137	51	188	1.5(-6)	10(-33)	-	19	1	4	4	1.0	4	0	2	0	0.0	0	0		

ADDITIONAL STATISTICS

Rushing - 2015 (1 for 39).

SINGLE-GAME HIGHS

Tackles - 11 at Wisconsin, 10/17/15

Sacks - 1.5 vs. Notre Dame, 9/13/14

Interceptions - 3 vs. Nebraska, 10/31/15

KAVON FRAZIER (KAY-von)

35 • Safety

6-0 • 215 • 8/11/94

Central Michigan • D6b for '16 (212th overall)

NFL: Rookie • Cowboys: Rookie



COLLEGE: Kavon Frazier is a hard-hitting safety from Central Michigan who will attempt to enhance not only the depth in the secondary, but will also look to improve the overall talent on special teams. Frazier was taken by the Dallas Cowboys with their second selection in the sixth round (212th overall) of the 2016 NFL Draft. In four seasons with the Chippewas, Frazier amassed 269 tackles, five tackles for loss, five interceptions, 16 pass breakups and forced and recovered three fumbles in 51 career games with 25 starts.

TRANSACTION SUMMARY:

4/30/16: Drafted in the sixth round (212th overall) by Dallas.

2015:

- Started all 13 games as a senior and earned second-team All-MAC honors after leading the Chippewas and ranked ninth in the MAC with a career-high 108 tackles.
- Recorded a team-high 74 unassisted tackles and ranked second in the MAC in that category.
- Also added 4.5 tackles for loss, four pass breakups, two forced fumbles, an interception and blocked a punt.
- Made at least five tackles in all 12 games.
- Named MAC West Division Defensive Player of the Week after a career-best 13-tackle performance against Oklahoma State.
- Made an interception against Buffalo.
- Forced a fumble against Northern Illinois and against Ball State where he also recovered it.
- Recorded 12 tackles, including a season-high nine unassisted, against Toledo and against Northern Illinois.
- Selected as the MAC West Division Special Teams Player of the Week after blocking a punt against Eastern Michigan.
- Tallied five unassisted tackles in the Quick Lane Bowl against Minnesota.

2014:

- As a junior stepped on the field in all 13 games, starting three, and ranked fourth on the team with 58 tackles, including 34 solos, and broke up four passes and recovered a fumble.
- Earned Academic All-MAC honors.
- Made eight stops in three games against Syracuse, Kansas and Northern Illinois.
- Recorded a season-high six solo tackles at Kansas.
- Tallied five tackle,s including four solo stops, against Western Kentucky in the Bahamas Bowl.

2013:

- Played in all 12 games with nine starts as a sophomore and ranked fourth on the team with 67 total tackles.
- Tied for the team lead with three interceptions and five pass breakups.
- In his first career start, recorded seven tackles and his first career interception at Michigan.
- Registered six tackles, one interception and one fumble recovery in the win over New Hampshire.
- Had a season-high 11 tackles against Toledo.
- Recorded six tackles, one forced fumble and an interception he returned 23 yards to earn MAC West Defensive Player of the Week honors in the win against Ohio.

2012:

- As a freshman played in 13 games and made 36 tackles, a half tackle for loss, three pass breakups, an interception and a forced fumble.
- Made his first appearance against Southeast Missouri State.
- Recorded his first career tackles with five against Michigan State.
- Tallied 11 tackles and a pass breakup against Navy.
- Notched his first career interception at Eastern Michigan which he returned 49 yards for a touchdown.

PERSONAL:

- Attended Grand Rapids, Mich., Christian High School where he was a three-year starter.
- Ranked No. 48 on the *Detroit Free Press* Feb 5 and was also named Associated Press Division 3/4 all-state first team selection, a *Detroit Free Press* all-area selection and a two-time all-conference selection.
- Credited with 66 tackles as a senior two-way player, rushing for 858 yards and 15 touchdowns, helping lead the team to a 10-1 record, conference title and berth in the state playoff district finals in 2011.
- Three-year letterman in basketball and two-year letterman in track and field, helping the basketball team win a pair of conference titles and a district title in 2011.
- Majored in child development at Central Michigan.

COMMUNITY:

- 2016 Rookie club presented by UnitedHealthcare.
- 2016 Dallas Cowboys U High School Camp.

STAFF

KAVON
FRAZIER

2015 SEASON

RECORDS

PLAYOFF
RECORDS

HISTORY

SIDELINES

FRAZIER'S CENTRAL MICHIGAN TOTALS

		DEFENSE										INTERCEPTIONS					FUMBLES REC				
Year Team	GP-GS	ST	AT	TT	Sks- Yds	Tkl/ Ls	QB Prs	PBU	FF	No	Yds	Avg	Lg	TD	No	Yds	Avg	Lg	TD		
2012 Central Michigan...	13-0	18	18	-	36	0.0(0)	0.5(-1)	0	3	0	1	49	49.0	49t	1	0	0	0.0	0		
2013 Central Michigan...	12-9	36	31	-	67	0.0(0)	0.0(0)	0	5	1	3	30	10.0	23	0	1	4	4.0	4		
2014 Central Michigan...	13-3	34	24	-	58	0.0(0)	0.0(0)	0	4	0	0	0	0.0	0	0	1	0	0.0	0		
2015 Central Michigan...	13-13	74	34	-	108	0.0(0)	4.5(-14)	0	4	2	1	0	0.0	0	0	1	0	0.0	0		
Totals	51-25	162	107	-269	0.0(0)	5.0(-15)	0	16	3	5	79	15.8	49t	1	3	4	1.3	4	0		

SINGLE-GAME HIGHS

Tackles – 13 vs. Oklahoma State, 9/3/15
Solo Tackles – 11 vs. Oklahoma State, 9/3/15
Tackles for Loss – 1.5 at Syracuse, 9/19/15
Pass Breakups – 4 at Miami, 10/5/13

ADDITIONAL STATISTICS

Blocked Kick – 2015 (1-punt).

DARIUS JACKSON

34 • Running Back

6-0 • 222 • 12/1/93
 Eastern Michigan • D6c for '16 (216th overall)
 NFL: Rookie • Cowboys: Rookie



COLLEGE: The Dallas Cowboys drafted Darius Jackson as a developmental prospect in the sixth round (216th overall) of the 2016 NFL Draft. An exceptional athlete who didn't see extended playing time in college until his senior season, Jackson posted 321 carries for 1,586 yards and 17 touchdowns over four years at Eastern Michigan. He will look to impress on special teams and develop his instincts as a ball carrier for the Cowboys.

TRANSACTION SUMMARY:

4/28/16: Drafted in the sixth round (216th overall) by Dallas.

2015:

- Started all 12 games as a senior and recorded career-bests with 208 carries, 1,067 yards, 14 touchdowns and a 5.2 yard-per-carry average. Also added 21 catches and two receiving touchdowns.
- Had 19 carries for 177 yards and two touchdowns in the season opener against Old Dominion, also adding a career-best five receptions for 67 yards.
- Registered a career-high 141 yards on 16 carries with two scores against Army, breaking off a game-long 53-yard run.
- Followed up his performance against Army with 112 yards on a career-high 24 carries against Akron.

2014:

- Appeared in all 12 games as a junior, making four starts in the backfield for the Eagles and tallied 295 yards on the ground, averaging 4.8 yards-per-carry, with one touchdown and caught 20 passes for 148 yards and two scores.
- Rushed for a then career-best 73 yards and one score, while also catching five passes for 22 yards in the Eagles season-opening victory over Morgan State.
- Hauled in two receptions for a then career-high 39 yards, including a 32-yarder against Akron.

2013:

- Played in seven games in his sophomore season, starting one, and rushed 49 times for 201 yards with two touchdowns in addition to a career-high four kickoff returns for 94 yards.
- Rushed for 64 yards and scored a touchdown in the season opener against Howard (8/31).

2012:

- Appeared in 12 games as a freshman and rushed three times for 12 yards, appearing mostly on special teams coverage units, and added three tackles.

PERSONAL:

- Played at Sparta, Ill., High School where he rushed for nearly 1,100 yards as a quarterback and running back on offense as well as safety on defense, earning first team all-conference on both sides of the field and was an academic all-state choice.
- Majored in Business at Eastern Michigan.

COMMUNITY:

- 2016 Rookie Club presented by United Healthcare.
- 2016 Cowboys Youth Combine Guest Coach.
- 2016 Dallas Cowboys U High School Camp.

JACKSON'S EASTERN MICHIGAN TOTALS

Year Team	GP-GS	RUSHING					RECEIVING				
		No	Yds	Avg	Long	TD	No	Yds	Avg	Long	TD
2012 Eastern Michigan	12-0	3	12	4.0	8	0	0	0	0.0	0	0
2013 Eastern Michigan	7-1	49	201	4.1	28	2	3	26	8.7	14	0
2014 Eastern Michigan	12-4	61	295	4.8	47	1	20	148	7.4	32t	2
2015 Eastern Michigan	12-12	208	1,078	5.2	63	14	21	201	9.6	38	2
Totals	43-17	321	1,586	4.9	63	17	44	375	8.5	38	4

SINGLE-GAME HIGHS

Carries – 24 vs. Akron, 10/10/15
Rushing Yards – 141 vs. Army, 9/26/15
Rushing Average – 13.9 vs. Ball State, 9/19/15
Long Rush – 63 vs. Ball State, 9/19/15
Rushing Touchdowns – 2, many times, last at NIU, 10/24/15

RICO GATHERS

80 • Tight End

6-8 • 281 • 1/7/94

Baylor • D6d for '16 (217th overall)

NFL: Rookie • Cowboys: Rookie



COLLEGE: The Dallas Cowboys selected Rico Gathers with their final pick in the 2016 NFL Draft (6th round, 217th overall) with the hopes of converting a collegiate basketball player into an NFL tight end. Gathers, who last played football in eighth grade, played four years of basketball as a power forward at Baylor. Gathers was NFL Draft eligible and possesses an enormous amount of physical talent, size and strength to help with his transition back to football.

TRANSACTION SUMMARY:

4/30/16: Drafted in the sixth round (217th overall) by Dallas.

2015-16:

- Started 25 of the 32 games he played and averaged 25.5 minutes, 11.2 points and 9.0 rebounds-per-game.

2014-15:

- Was an All-Big 12 first-team and Big 12 All-Defensive Team as a junior, starting all 34 games and averaging 11.6 points, 11.6 rebounds and 29.9 minutes-per-game.

2013-14:

- As a sophomore, saw action in all 38 games, starting one, and posting an average of 6.4 points, 6.4 rebounds and 17.8 minutes-per-game.

2012-13:

- Played in all 37 games with two starts as a freshman, averaging 5.7 points and 5.7 rebounds-per-game.

PERSONAL:

- Was a consensus top-50 national basketball recruit at Riverside Academy in Reserve, La., averaging 22.0 points, 17.0 rebounds, 4.1 blocks, 2.1 assists and 1.1 steals as a senior.
- Two-time Gatorade Louisiana High School Player of the Year.
- He and his wife, Bria, have a son, Rico Jr.
- Earned his degree in health, kinesiology and leisure studies.

COMMUNITY:

- 2016 Rookie Club presented by UnitedHealthcare
- 2016 Cowboys U High School Camp.

FIRST-YEAR AND ROOKIE FREE AGENTS

DEREK AKUNNE (uh-COO-nay)

Linebacker

6-0 • 230 • 8/17/93
 North Texas • FA for '15
 NFL: 1st Year • Cowboys: 1st Year
 Games/Starts: 2015-0/0; Career-0/0
 Postseason: 2015-0/0; Career-0/0



TRANSACTION SUMMARY:

- 1/5/16:** Signed a future's contract with Dallas.
12/22/15: Signed to Dallas' practice squad.
10/27/15: Released by Atlanta.
9/5/15: Released by Atlanta and signed to its practice squad (9/8).
5/6/15: Signed with Atlanta.

2015 (Atlanta/Dallas):

- Signed with Atlanta on May 6 as a rookie free agent and went to training camp with the team, but was waived at the end.
- Signed to Dallas' practice squad on Dec. 22 following his release from Atlanta.

COLLEGE:

- Started 36-of-47 games for North Texas in his four-year career, tallying 308 tackles, 23 tackles for loss and four forced fumbles.
- Started all 12 contests and led North Texas and Conference USA with 108 tackles, 8.5 tackles for loss and ranked among conference leaders with three forced fumbles as a senior team captain in 2014.
- Named honorable mention all-conference at linebacker and tied for second on the team with 90 tackles in addition to 4.5 tackles for loss and four forced fumbles in 13 starts as a junior in 2013.
- In 2012 recorded 90 tackles, two sacks and 7.5 tackles for loss in 12 games.
- Played in 10 games as a freshman, bringing in 20 tackles and 2.5 for a loss in 2011.

PERSONAL:

- Was a two-way talent at North Garland High School in Garland, Texas, earning first-team all-district honors as both an offensive lineman and linebacker, racking up 111 tackles with 17 tackles for loss and 3.5 sacks as a senior in 2010.

COMMUNITY:

- 2016 Dallas Cowboys Draft/Fan Appreciation Party.
- 2016 Dallas Cowboys U High School Camp.

JAKE BRENDL

Center

6-4 • 305 • 9/10/92
 UCLA • FA for '16
 NFL: Rookie • Cowboys: Rookie



COLLEGE:

- Became UCLA's all-time leader in games started, making 52 starts over his four-year career with the Bruins and was named a team co-captain three times.
- Second-team All-Conference selection, first-team Academic All-Conference, and a team co-captain in 2015, starting all 13 games on an offensive line that surrendered just 14 quarterback sacks, the second-lowest total in school history. Helped pave the way for the offense to average 5.0 yards-per-rush.
- Second-team all-conference selection and a team co-captain his junior 2014 season, starting all 12 games he played.
- Started all 13 games and was named first-team Academic All-Conference as a sophomore in 2013, paving the way for the Pac-12's leading rusher, Paul Perkins, who racked up the second-highest single-season rushing total in Bruins history.
- Named first-team Freshman All-America by *The Sporting News* in 2012 and started all 14 games at center.

PERSONAL:

- Attended Plano, Texas, East Senior High School and played on the offensive line his junior and senior seasons, serving as team captain.
- Majored in economics at UCLA.

COMMUNITY:

- 2016 Rookie Club presented by United Healthcare.
- 2016 Cowboys Youth Combine Guest Coach.
- 2016 Dallas Cowboys U High School Camp.

CHRIS BROWN**Wide Receiver**

6-2 • 195 • 12/8/93

Notre Dame • FA for '16

NFL: Rookie • Cowboys: Rookie

**COLLEGE:**

- Started 32-of-52 games at wide receiver at Notre Dame over four seasons, recording 104 receptions for 1,410 yards and six touchdowns, including 19 receptions of 20-plus yards.
- Started at wide receiver in all 13 games as a senior in 2015 and ranked second on Notre Dame in receptions (48), receiving yards (597), receiving yards-per-game (45.9) and receiving touchdowns (four), while tallying seven receptions of at least 20 yards and registering 33 of his 48 receptions for a first down or touchdown.
- Started 11-of-13 games and finished second on the Irish in receiving yards (548), second in receiving yards-per-game (42.2) and third in receptions (39), making nine catches of at least 20 yards in his 2014 junior campaign.
- Appeared in all 13 games, starting four contests, and caught 15 passes for 209 yards and a touchdown as a sophomore in 2013.
- Started four-of-13 games, playing mostly on special teams as a freshman in 2012 and catching two passes for 56 yards.

PERSONAL:

- Attended Hanahan, S.C., High School where he ranked as the 26th-best athlete in the nation and seventh-best prospect in South Carolina by 247Sports, catching 33 passes as senior in 2011 for 532 yards and 12 touchdowns in only four and a half games and had 52 receptions for 1,105 yards and 16 touchdowns as junior in 2010, to go with three kick returns for scores.
- Ran in Puerto Rico with the U.S. Junior National Track team in June 2011.
- Majored in African studies at Notre Dame.

COMMUNITY:

- 2016 Rookie Club presented by United Healthcare.
- 2016 Dallas Cowboys U High School Camp.

RODNEY COE**Defensive Tackle**

6-3 • 305 • 5/18/93

Akron • FA for '16

NFL: Rookie • Cowboys: Rookie

**COLLEGE:**

- Played for three schools over five seasons, starting at Iowa Western Junior College before making the jump to Iowa State and later Akron. Tallied 125 tackles, 22.5 tackles for loss, 3.5 sacks, five pass breakups and two forced fumbles, with 468 rushing yards and nine touchdowns as a running back his freshman JUCO season.
- Third-team All-MAC selection as a senior in 2015, playing in 12 games with 11 starts at defensive tackle. Recorded 46 tackles, 8.5 tackles for loss, 2.0 sacks, three hurries, three breakups, and a fumble recovery. Helped hold opponents to 92.9 rushing yards-per-game, which ranked first in the MAC and third nationally.
- Sat out the 2014 season per NCAA transfer rules after leaving Iowa State for Akron.
- As a junior at Iowa State in 2013, started four-of-12 games and recorded 37 tackles, five tackles for loss, and two pass breakups.

- Played two seasons for Iowa Western Junior College and helped the Reivers win the 2012 JUCO National Championship as a sophomore, making 42 tackles, nine tackles for losses, 1.5 sacks and forcing two fumbles.
- Played at running back as a freshman and gained 468 yards on 80 carries with nine touchdowns.

PERSONAL:

- Rushed for more than 2,000 yards at Edwardsville High School in Fulton, Mo., also playing linebacker.
- Grandfather Charlie Coe has over 40 years of experience coaching in the NFL and in college.
- Majored in organizational supervision at Akron.

COMMUNITY:

- 2016 Rookie Club presented by United Healthcare.
- 2016 Cowboys Youth Combine Guest Coach.
- 2016 Dallas Cowboys U High School Camp.

ARJEN COLQUHOUN

(ar-GIN kul-HOON)

Cornerback

6-0 • 200 • 10/13/92
Michigan State • FA for '16
NFL: Rookie • Cowboys: Rookie

**COLLEGE:**

- Played in 14 games with 11 starts as a senior and posted a career-high 45 tackles. Finished seventh in the Big Ten in pass breakups with a team-high 10.
- Also tied for the team lead with two forced fumbles while also picking off a pair of passes.
- Logged 12 tackles and two breakups in 11 games as a junior.
- Played in 10 games as a backup cornerback as a sophomore and posted five tackles.
- As a redshirt freshman, played in five games, mainly on special teams while seeing limited time as a reserve cornerback.
- Enrolled at Michigan State for the spring of 2011 and redshirted, but was sidelined for a majority of spring practices.

PERSONAL:

- Was one of the top safeties at W.F. Herman Secondary School in Windsor, Ontario, Canada, selected as the 2010 district MVP as a senior.
- Earned his degree in criminal justice from Michigan State.

COMMUNITY:

- 2016 Rookie Club presented by UnitedHealthcare
- 2016 Cowboys U High School Camp.

ED EAGAN

Wide Receiver

5-10 • 198 • 6/19/93
Northwestern State • FA for '16
NFL: Rookie • Cowboys: Rookie

**COLLEGE:**

- Played in 44 games at Northwestern State, first playing cornerback as a freshman (nine games) then finishing his career at wide receiver (35 games.)
- Finished his senior season with 58 catches for 745 yards and four touchdowns to establish a school career all-purpose yard record with 5,651.
- As a junior broke five school records and tied another, finishing the year with 2,125 career kickoff return yards, posting a school-record 1,045 on the year. Had single-season records for kickoff returns (45) and receptions (73) while setting a single-game record in receiving yards (238) and tying another with 13 catches in a game.
- Switched sides of the ball, playing receiver as a sophomore, and led the team with 46 catches while finishing second with 585 yards along with three touchdowns. Also returned 34 kickoffs 798 yards and 13 punts 124 yards.
- As a true freshman, played in nine games as a cornerback and on special teams, logging 14 tackles and a forced fumble while returning 12 kickoffs for 282 yards with a touchdown and eight punts for 83 yards.

PERSONAL:

- Earned all-state, all-metro and all-district honors as a senior at Holy Cross High School in New Orleans, La.
- Lettered all four years in football and track & field along with one letter in basketball.

- Was the regional champion and finished third in the state as a junior in the long jump.
- Has an associates degree in general studies and is working towards a bachelor's in communications.

COMMUNITY:


- 2016 Rookie Club presented by UnitedHealthcare
- 2016 Cowboys U High School Camp.

DAVID HEDELIN**Tackle**

6-5 • 300 • 3/16/91

Purdue • FA for '16

NFL: Rookie • Cowboys: Rookie

**COLLEGE:**

- Finished his collegiate career playing two years at Purdue after playing his first two years at City College of San Francisco.
- As a senior at Purdue, started all nine games he played.
- In his first season at Purdue in 2014, played in nine games and started the final seven.
- In two seasons at City College, left as the eighth ranked JUCO college offensive lineman and was a four-star recruit by ESPN.com

PERSONAL:

- Played club football in a Spanish league for the Valencia Firebats.
- A native of Stokholm, Sweden

COMMUNITY:

- 2016 Rookie Club presented by UnitedHealthcare
- 2016 Cowboys Youth Combine Guest Coach.
- 2016 Cowboys U High School Camp.

BRANDON HEPBURN**Linebacker**

6-4 • 243 • 12/6/89

Florida A&M • FA for '16

NFL: 1st Year • Cowboys: 1st Year

Games/Starts: 2015-0/0; Career-0/0

Postseason: 2015-0/0; Career-0/0

**TRANSACTION SUMMARY:**

- 6/8/16:** Signed with Dallas.
- 1/4/16:** Signed a future's contract with Philadelphia and released (5/3).
- 1/5/15:** Signed a future's contract with Philadelphia, released (8/21), re-signed to their practice squad (11/30).
- 9/10/14:** Signed to Philadelphia's practice squad, released (9/30), re-signed to their practice squad (10/8).
- 1/3/14:** Re-signed with Detroit and waived (8/30).
- 8/31/13:** Waived and signed to Detroit's practice squad (9/1).
- 4/27/13:** Drafted in the seventh round (245th overall) by Detroit.

2015 (Philadelphia):

- Went to training camp with the Eagles, was waived near the end, and was out of football until signing to their practice squad Nov. 30.

2014 (Detroit/Philadelphia):

- Returned to camp with the Lions, was waived at the final cut date, then signed to the Eagles practice squad on Nov. 10.
- Spent most of the season on the Eagles practice roster.

2013 (Detroit):

- Drafted in the seventh round (245th overall) by Detroit and spent the entire season on the team's practice squad.

COLLEGE:

- Was just the second player drafted out of Florida A&M since 2010, finishing his collegiate career with 163 tackles, 15 tackles for loss, 7.5 sacks, 11 pass breakups, two forced fumbles and a fumble recovery.

- As a senior earned All-MEAC honors and was named to the All-State/AFCA Good Works Team, posting a team-high 86 tackles, with 9.5 behind the line, 5.5 sacks, seven deflections, one forced fumble and a fumble recovery.
- Finished his junior season second on the team with 63 tackles, 3.5 for losses, one sack, two deflections and a forced fumble.
- Notched 14 tackles, two for losses with a sack and two picks in two games as a sophomore.
- Redshirted as a true freshman.

PERSONAL:

- Lettered in football and wrestling at North Rockland, N.Y., High School, finishing his senior year with 132 tackles, eight sacks and an interception.
- Earned *Journal News* Scholar Athlete Award, was a member of the National Honor Society and Science Honor Society.
- Majored in biochemistry and interned at the University of North Texas, working on a project relating to a cure for cancer.
- He and his wife, Morgan, have a daughter, Autumn.

COMMUNITY:

- 2016 Cowboys U High School Camp.

ANDY JONES**Wide Receiver**

6-1 • 222 • 6/28/94
Jacksonville (Fla.) • FA for '16
NFL: Rookie • Cowboys: Rookie

**COLLEGE:**

- In 41 collegiate games, caught 144 passes for 2,120 yards with 17 touchdowns.
- Led the team in all receiving categories as a senior, finishing with 60 catches for 890 yards and eight touchdowns, playing in 10-of-11 games.
- Named honorable mention All-Pioneer Football League, playing in 11 games and catching 46 passes (tied for the team lead) for 684 yards (team-high) with seven touchdowns as a junior. Had one run for seven yards.
- As a sophomore, started eight-of-11 games played and was third on the team with 31 catches for 457 yards with two touchdowns. Added one kickoff return for seven yards.
- Played in nine games as a true freshman and caught seven passes for 89 yards and returned three kickoffs 38 yards.

PERSONAL:


- Was a standout receiver at East Ridge High School in Clermont, Fla.
- Earned his degree in business management from Jacksonville University.

COMMUNITY:

- 2016 Rookie Club presented by UnitedHealthcare
- 2016 Cowboys Youth Combine Guest Coach.
- 2016 Cowboys U High School Camp.

DEON KING**Linebacker**

6-0 • 225 • 7/2/93
Norfolk State • FA for '16
NFL: Rookie • Cowboys: Rookie

**COLLEGE:**

- Finished his collegiate career at Norfolk State with 372 total tackles, 52.5 tackles for loss, 22 sacks, five fumble recoveries, four forced fumbles and three interceptions in 46 career games with 35 starts.
- Three-time All-MEAC pick (2013-15), including two straight first-team honors (2014-15).
- Consensus first-team FCS All-American as a senior in 2015.
- As a senior moved to inside linebacker where he started all 11 games and led all of Division I (FBS and FCS) in total tackles (163) while also tallying 11 tackles for loss, three sacks, an interception and a forced fumble, becoming NSU's first-ever winner of the Buck Buchanan Award as the nation's top FCS defensive player.

- An All-MEAC first-team performer after starting all 12 games at outside linebacker as a junior and was second on the team and fourth in the MEAC with 106 total tackles, tied for second in the conference with 18 tackles for loss, and tied for sixth with 7.5 sacks - both team-highs. Also recovered three fumbles and forced two, deflected two passes made one interception and was credited with nine quarterback hurries.
- Started all 12 games at either outside linebacker or defensive end as a sophomore and led NSU and ranked second in the MEAC in both tackles for loss (18.5) and sacks (9.5). Was also third on the team with 84 total tackles, recovered two fumbles and forced another to earn All-MEAC second-team honors.
- Played in all 11 games as a true freshman and made 19 tackles, five tackles for loss, two sacks, one interception and three quarterback hurries.

PERSONAL:

- Spent one season on the post-graduate team at Fork Union Military Academy and previously lettered three years on the varsity team at South Lakes High School in Reston, Va.
- Was a first-team All-Liberty District pick as a senior after amassing over 100 tackles and 10 sacks.
- Recorded 12 sacks as a junior and nine as a sophomore.
- Was all-district in the shot put.
- Majored in building construction technology at Norfolk State.

COMMUNITY:

- 2016 Rookie club presented by UnitedHealthcare.
- 2016 Cowboys Youth Combine Guest Coach.
- 2016 Dallas Cowboys U High School Camp.

RYAN MACK**Tackle**

6-4 • 310 • 5/31/93

Memphis • FA for '16

NFL: Rookie • Cowboys: Rookie

**COLLEGE:**

- A graduate transfer for Memphis in 2015 who appeared in eight games with three starts during his senior season for the Tigers. Blocked for a Tigers offense that ranked 19th in the NCAA in total offense (486.9 yards per game), 13th in team passing efficiency (158.23), 11th in scoring offense (40.2 points-per-game) and eighth in third down conversion percentage (48.8).
- Started Louisville's first seven games at right tackle and played in a total of eight regular season contests during his junior season as the Cardinals averaged 31.0 points and 370.6 yards-per-game.
- Appeared in all 13 games as a sophomore, starting the Cardinals last 12 games at right tackle and helped Louisville average 35.2 points-per-game and 460.8 yards-per-game.
- Played in 11 games as a redshirt freshman.
- Redshirted during his first year in the Louisville program.

PERSONAL:

- Attended Wooddale High School in Memphis, Tenn., where he was rated as one of the top-10 prospects in the state of Tennessee and selected first-team all-state.
- Played in the AutoZone Liberty Bowl High School All-Star Game.
- Earned his bachelor's degree in justice administration from Louisville and a master's in liberal studies from Memphis.

COMMUNITY:

- 2016 Rookie club presented by UnitedHealthcare.
- 2016 Dallas Cowboys U High School Camp.

VINCE MAYLE (maylee)

Wide Receiver

6-2 • 228 • 6/12/91

Washington State • FA for '15

NFL: 1st Year • Cowboys: 1st Year

Games/Starts: 2015-1/0; Career-1/0

Postseason: 2015-0/0; Career-0/0



TRANSACTION SUMMARY:

12/30/15: Activated from the practice squad.

10/13/15: Released and signed to Dallas' practice squad (10/15).

10/10/15: Activated from the practice squad.

9/5/15: Released by Cleveland and signed to Dallas' practice squad (9/8).

5/2/15: Drafted in the fourth round (123rd overall) by Cleveland.

2015 (Cleveland/Dallas):

- Released by Cleveland at the conclusion of training camp and signed to Dallas' practice squad at the start of the regular season.
- Signed to the active roster on Oct. 10, made his NFL debut against New England (10/11) but did not have any stats.
- Waived Oct. 13, re-signed to Dallas' practice squad Oct. 15 and re-signed to the active roster Dec. 30.
- Inactive for the season finale against Washington (1/3/16).

COLLEGE:

- Appeared in 25 games with 12 starts in two seasons for the Cougars after transferring from Sierra College and caught 148 career passes, tied for seventh in Washington State history, with 2,022 receiving yards and 16 scores.
- Named All-America honorable mention by *Sports Illustrated*, All-Pac 12 Conference second team and a Bletnikoff Award semifinalist in 2014 as a redshirt senior after leading the Pac-12 and setting a school record with 106 receptions to go along with 1,483 receiving yards, and nine touchdowns. Additionally, he recorded two 250-plus yard games, only player in the country with two such games in 2014 and only player in Pac-12 history with two 250-yard games.
- Appeared in all 13 games as a junior in 2013, catching 42 passes for 539 yards and tied for team lead with seven touchdown catches.
- Attended Sierra College to play football after playing basketball at Shasta Community College (2009-10), and was named to the All-America first-team by the California Community College Association, All-California and Valley Conference Offensive MVP after leading all California Junior Colleges with 16 touchdown catches in addition to 61 catches and 984 yards.

PERSONAL:

- Attended Inderkum, Calif., High School where he was named Tri-County Conference Offensive MVP and All-Metro League first team at running back after tallying 14 touchdowns and rushing for 661 yards as a senior. Added 12 sacks at linebacker.

COMMUNITY:

- 2015 Rookie Club presented by UnitedHealthcare.
- 2016 Dallas Cowboys U High School Camp.
- Annual team Holiday Hospital Visits.
- Salvation Army Angel Tree Christmas Program.
- Make-A-Wish Foundation of North Texas.

MIKE McADOO

Defensive End


6-7 • 255 • 7/9/90

North Carolina • FA for '15

NFL: 1st Year • Cowboys: 1st Year

Games/Starts: 2015-0/0; Career-0/0

Postseason: 2015-0/0; Career-0/0



TRANSACTION SUMMARY:

12/30/15: Activated from the practice squad.

6/5/13: Released by Baltimore.

6/13/12: Placed on Reserve/Injured with an Achilles injury.

9/13/11: Placed on Reserve/Injured with a knee injury.

8/3/11: Signed with Baltimore as a rookie free agent.

2015 (Dallas/AFL):

- Signed to the Cowboys practice squad late in the 2015 season following the Arena League Football season, where he played for the Arizona Rattlers in his first football action since a season-ending Achilles injury in 2012.
- Earned second-team All-Arena honors after collecting 36 tackles and a single-season franchise rookie record 11 sacks in 14 starts for the Rattlers.

2014:

- Was out of football in 2014 as he recovered from knee and Achilles injuries that ended his seasons in 2011 and 2012.

2013 (Baltimore):

- Released by Baltimore prior to training camp after suffering season-ending injuries in back-to-back seasons, and was out of football for 2013.

2012 (Baltimore):

- Came back from a season-ending knee injury in 2011 only to suffer a season-ending Achilles injury in OTAs. Was placed on Reserve/Injured.

2011 (Baltimore):

- Signed with Baltimore as a rookie free agent and was one-of-two undrafted players to make the 53-man roster out of training camp.
- Was a game-day inactive in the season-opening win against Pittsburgh (9/11), but was placed on Reserve/Injured the following week with a knee injury suffered in practice.

COLLEGE:

- Played two seasons at the University of North Carolina before academic eligibility issues ended his collegiate career in 2010, and tallied 29 tackles, 3.5 sacks and four pressures in 24 career games.
- Suspended for the 2010 season then had his eligibility revoked by the NCAA before the start of the 2011 season.
- Saw action in all 13 contests as a sophomore in 2009, posting 20 tackles and one sack on the year.
- Played in 11 games as a freshman in 2008, posting nine tackles and 2.5 sacks.

PERSONAL:

- Rated the No. 35 defensive end in the country by ESPN.com after a senior season at Antioch, Tenn., High School in which he recorded 60 tackles, 12 tackles for loss and five sacks along with 19 catches and eight touchdowns at tight end on offense.
- Earned all-state, all-area and all-district honors after collecting 36 tackles, including 13 sacks and 12 tackles for a loss, as a junior.
- All-state performer for the basketball team.
- Majored in sports medicine at North Carolina.

COMMUNITY:

- 2016 Dallas Cowboys Draft/Fan Appreciation Party.
- 2016 Dallas Cowboys U High School Camp.

JEREMIAH McKINNON

Cornerback

5-11 • 192 • 6/29/93

Florida International • FA for '16

NFL: Rookie • Cowboys: Rookie

**COLLEGE:**

- Appeared in 40 games with 24 starts in four seasons with Florida International and tallied 106 tackles, 4.5 tackles for loss, a half sack, 14 pass breakups, five interceptions and four forced fumbles.
- As a senior started all 12 games and earned All C-USA honorable mention with 54 tackles, a team-high three interceptions, tied for the team lead in pass breakups with eight, 2.5 tackles for loss, a half sack and a forced fumble.
- Appeared in all 12 games as a junior, starting nine, and recorded 37 tackles, two tackles for loss, two interceptions, five pass breakups, one forced fumble and a fumble recovery.
- As a sophomore played in five games with two starts and made five tackles and forced and recovered a fumble.
- Appeared in 11 games with one start as a true freshman and totaled 10 tackles, one pass break-up, a forced and recovered fumble.

PERSONAL:

- Attended Miami, Fla., Southridge High School where he played at all skill positions including quarterback, receiver and kick returner.
- As a senior recorded over 1,000 all-purpose yards and seven touchdowns and helped the team win the district championship en route to advancing to the Class 8A Regional Final.
- Named to the AP Class 8A second-team all-state and *Miami Herald* Class 8A-6A first-team All-Dade.
- Played for the Miami-Dade team in the 18th annual Nike South Florida All-Star Game and was among the top-eight players Rivals highlighted for their play in the game.
- Standout track athlete who ran the 100 and 200 meters, long jump and 4x100 relay.
- Majored in Sports Management at FIU.

COMMUNITY:

- 2016 Rookie club presented by UnitedHealthcare.
- 2016 Cowboys Youth Combine Guest Coach.
- 2016 Dallas Cowboys U High School Camp.

ROLAN MILLIGAN

Safety

5-10 • 200 • 8/16/94

Toledo • FA for '16

NFL: Rookie • Cowboys: Rookie



COLLEGE:

- Finished his final collegiate season at Toledo after transferring from UAB following cancellation of the Blazers football program and posted 48 tackles, four tackles for loss, three forced fumbles, three pass breakups, two interceptions and a quarterback hurry while starting six-of-11 games played.
- Played one season at UAB in 2014, starting eight-of-12 games, and finished as the Blazers second-leading tackler with 54 to go along with four tackles for loss, two sacks and six pass deflections.
- Played one season of junior college at Reedley, Calif., College in 2013 and totaled 44 tackles, three interceptions and two fumble recoveries.

PERSONAL:

- Attended Lakes Wales High School in Lake City, Fla., where he earned 5A all-state honorable mention honors as a quarterback in his senior year.
- Majored in marketing at Toledo.

COMMUNITY:

- 2016 Rookie club presented by UnitedHealthcare.
- 2016 Dallas Cowboys U High School Camp.

LAWRENCE OKOYE

Defensive End

6-6 • 310 • 10/6/91

No College • FA for '16

NFL: 1st Year • Cowboys: 1st Year

Games/Starts: 2015-0/0; Career-0/0

Postseason: 2015-0/0; Career-0/0



TRANSACTION SUMMARY:

- 6/8/16:** Signed with Dallas.
11/13/15: Signed to the N.Y. Jets practice squad, signed a future's contract (1/12/16) and released (6/1/16).
9/8/15: Signed to Arizona's practice squad and released (10/20).
1/2/15: Signed a future's contract with San Francisco and released (8/31).
8/30/14: Released and signed to San Francisco's practice squad (8/31).
8/28/13: Placed on Reserve/Injured with a knee injury.
5/7/13: Signed with San Francisco as a rookie free agent.

2015 (San Francisco/Arizona/N.Y. Jets):

- Went to camp with the 49ers but waived at the end.
- Signed to the Cardinals practice squad for the first six weeks of the season but was released (10/20).
- Was out of football until signing to the Jets practice squad (11/13) where he spent the remainder of the season.

2014 (San Francisco):

- Returned to camp with the 49ers, was released at the end and spent the entire season on their practice squad.

2013 (San Francisco):

- Signed with San Francisco as a rookie free agent following the 2013 NFL Draft but suffered a knee injury and spent the season on Reserve/Injured.

PERSONAL:

- From Croydon, England, played rugby at age 11 and was accepted to play for the London Wasps Rugby Academy at 16.
- A world-class discus thrower, qualified for and competed in the 2012 Olympics, finishing 12th.
- Holds the British discus record with a throw of 68.24 meters.
- Accepted to the University of Oxford to study law and had his attendance deferred until after the 2012 Olympic Games.
- Is married to Philippa.

COMMUNITY:

- 2016 Dallas Cowboys U High School Camp.

JAMEILL SHOWERS (juh-MEEL)

Quarterback

6-2 • 230 • 9/6/91

Texas El-Paso • FA for '15

NFL: 1st Year • Cowboys: 1st Year

Games/Starts: 2015-0/0; Career-0/0

Postseason: 2015-0/0; Career-0/0



TRANSACTION SUMMARY:

9/5/15: Waived, signed to Dallas' practice squad (9/7) and activated (12/25).

5/8/15: Signed with Dallas as a rookie free agent.

2015 (Dallas):

- Signed with Dallas as a rookie free agent following the 2015 NFL Draft but was released at the end of camp.
- Spent the first 15 weeks on Dallas' practice squad, signed to the active roster for Week 16 but was inactive for each of the two final games.

COLLEGE:

- In four seasons - two at UTEP and two at Texas A&M - completed 297-of-523 passes (56.8) for 3,480 yards with 25 touchdowns to 11 interceptions. Rushed for nine touchdowns and 579 yards on 173 carries (3.3).
- In his senior campaign, started all 13 games and threw for 12 touchdowns, six interceptions and 1,858 yards on 159-of-286 passes. Also rushed 93 times for 312 yards and four touchdowns.
- Transferred to UTEP with two years of eligibility after graduating from Texas A&M and made seven starts as a junior, missing five due to injury. Connected on 107-of-188 passes for 1,263 yards with 11 touchdowns and four interceptions. Added 62 runs for 195 yards and four scores.
- As a sophomore with the Aggies, played in 11 games, completing 31-of-49 passes for 359 yards and two touchdowns while rushing 18 times for 72 yards.
- As a redshirt freshman at Texas A&M, was a reserve behind Ryan Tannehill, seeing time in four games in relief of Tannehill and in short yardage situations. Finished four-of-five for 40 yards and rushed for 33 yards on nine carries with one touchdown.

PERSONAL:

- Was an honorable mention all-state selection as a junior at Shoemaker High School in Killeen, Texas.
- Finished his junior season with 22 touchdowns and 2,150 passing yards with 513 rushing yards, missing his senior year due to injury.
- Earned his bachelor's degree in university studies from Texas A&M and is pursuing a master's in leadership studies at UTEP.

COMMUNITY:

- 2015 Rookie Club presented by UnitedHealthcare.
- 2015-16 Dallas Cowboys U High School Camp.
- 2016 Dallas Cowboys Draft/Fan Appreciation Party.
- 2016 Fashion's for First Downs Dallas Cowboys Women's Charity Fashion Show.
- Annual team Holiday Hospital Visits.
- Dallas Cowboys Kickoff Luncheon and Cowboys Family Cookbook benefiting Happy Hill Farm.
- Salvation Army Angel Tree Christmas Program.
- Make-A-Wish Foundation of North Texas.

JARED SMITH

Guard

6-4 • 315 • 3/20/90

New Hampshire • FA for '16

NFL: 1st Year • Cowboys: 1st Year

Games/Starts: 2015-0/0; Career-0/0

Postseason: 2015-0/0; Career-0/0



TRANSACTION SUMMARY:

1/20/16: Signed with Dallas.

3/19/15: Signed by Atlanta and released (9/4).

2/5/14: Signed by Seattle and released (7/31).

9/11/13: Released, re-signed to Seattle's practice squad (9/12) and released (10/8).

8/31/13: Released and signed to Seattle's practice squad (9/2).

4/27/13: Drafted in the seventh round (241st overall) by Seattle.

2015 (Atlanta):

- Signed with Atlanta on March 19 but was released following final cuts on Sept. 4 and spent the year out of football.

2014 (Seattle):

- Re-signed with Seattle on Feb. 5 but was released on July 31 and spent the year out of football.

2013 (Seattle):

- Began his career as a seventh round draft choice (241st overall) by Seattle.
- Released during final cuts and spent the rest of the season on and off the Seahawks practice squad.

COLLEGE:

- Played in 42 career games with 28 starts as a defensive tackle for New Hampshire where he tallied 129 tackles, 26 tackles for a loss, 12.5 sacks, three forced fumbles and a fumble recovery.
- Started all 11 games as a senior and led the team with nine tackles for loss, four sacks and three blocked kicks along with 40 tackles and two forced fumbles.
- Named an All-American by *College Sports Journal* and *The Sports Network* as well as an ECAC D-I FCS All-Star and a member of the All-New England team.
- As a junior started all 12 games and made 43 tackles, 5.5 tackles for loss, 2.5 sacks and a blocked kick.
- Played in all 13 games with five starts as a sophomore, recording 38 tackles, 7.5 tackles for loss, four sacks, and blocked a kick.
- Saw action in six games for the Wildcats as a freshman and racked up eight total tackles, three tackles for loss and two sacks.

PERSONAL:

- Attended Greencastle-Antrim High School in Greencastle, Pa., where he helped lead the Blue Devils to the playoffs from 2006-08.
- Named first-team all-conference and second-team all-state in 2007 and 2008.
- Played in the 2008 East and West All-Star Game.

COMMUNITY:

- 2016 WrestleMania 32 week community outreach events.
- 2016 Dallas Cowboys Draft/Fan Appreciation Party.
- 2016 Taste of The NFL: The Ultimate Cowboys Tailgate Party host benefitting North Texas Food Bank.
- 2016 Offensive Line visit to North Texas Food Bank.
- 2016 Fashion's for First Downs Dallas Cowboys Women's Charity Fashion Show.
- 2016 Dallas Cowboys U High School Camp.

BOSTON STIVERSON

Guard

6-3 • 310 • 10/8/92

Kansas State • FA for '16

NFL: Rookie • Cowboys: Rookie

**COLLEGE:**

- Started 28 of the 38 games he played, helping Kansas State to a 34-18 record, a Big 12 Championship (2012) and four consecutive bowl berths.
- In his final season, started nine games at left guard, earning his second All-Big 12 honorable mention as K-State ranked second nationally in red zone offense. Also helped block for 29 rushing scores on the year, one shy of the school record.
- As a junior, started all 13 games, earning honorable mention All-Big 12 from league coaches, helping the Wildcats rush for 30 touchdowns - 10th in school history.
- Played each of the final seven games, starting the last four as a sophomore.
- Played in nine games with two starts as a redshirt freshman.
- Redshirted as a true freshman.

PERSONAL:

- Earned first-team All-Kansas 5A honors as a senior at Andover Central High School in Andover, Kan.
- Also tabbed for all-league honors on both offense and defense, and was named league Defensive MVP after posting 40 tackles with 1.5 sacks, one interception, two breakups and a forced fumble.

COMMUNITY:

- 2016 Rookie Club presented by UnitedHealthcare
- 2016 Cowboys U High School Camp.

DAX SWANSON

Cornerback

5-11 • 187 • 3/21/91

Sam Houston State • FA-'16

NFL: 1st Year • Cowboys: 1st Year



TRANSACTION SUMMARY:

- 6/13/16:** Signed with Dallas.
- 1/5/16:** Signed a future's contract with Miami and released (2/22).
- 12/9/15:** Signed to Miami's practice squad (12/9).
- 10/27/15:** Released, signed to the N.Y. Giants practice squad (11/5) and released (11/16).
- 9/19/15:** Released and signed to Tampa Bay's practice squad (10/20).
- 2/5/15:** Signed with New England, released (9/5), and signed to New England's practice squad (9/8).
- 12/27/14:** Signed to New England's practice squad.
- 11/26/14:** Released, re-signed to New England's practice squad (12/3) and released (12/23).
- 5/22/14:** Signed with New England, released (8/30) and signed to New England's practice squad (9/1).
- 1/21/14:** Signed with San Francisco and released (5/12).
- 10/29/13:** Released and signed to San Francisco's practice squad (11/18).
- 4/30/13:** Signed with Indianapolis as a rookie free agent.

2015 (New England/Tampa Bay/N.Y. Giants/Miami):

- Spent time on the practice squad with New England, Tampa Bay, the N.Y. Giants and Miami after going to training camp with the Patriots.
- Was not on the active roster for any games.

2014 (San Francisco/New England):

- Signed with New England after his release from San Francisco following the NFL Draft, and went to training camp with the Patriots, spending the season on and off the team's practice squad.

2013 (Indianapolis/San Francisco):

- Signed with Indianapolis as a rookie free agent and was placed on the Reserve/Injured list following training camp prior to his release from the Colts in October.
- Signed to San Francisco's practice squad (11/8), where he spent the remainder of the season.

COLLEGE:

- Graduated Sam Houston State as the school's all-time leader in interceptions with 14 and ranked second in all-time interception return yardage (228), playing in 41 games over three seasons
- As a senior in 2012, recorded 46 tackles, four interceptions, 18 passes defended, two forced fumbles, one fumble recovery and one blocked kick, reaching the FCS National Championship Game with the Bearcats.
- In 2011 set a school record, led the Southland Conference and ranked No. 3 nationally with eight interceptions to go with 49 tackles. Was named an Associated Press and CollegeSports.com All-America third-team selection and an All-Southland Conference second-team choice.
- Played in all 11 games, starting the final eight contests, and totaled 34 tackles, eight pass break-ups and two interceptions in his first year at Sam Houston State as a sophomore in 2010.
- Played in 10 games, starting once, in 2009 with Toledo and led team in pass break-ups with seven while forcing one fumble.

PERSONAL:

- Earned second-team all-state honors as a cornerback and honorable mention selection as a wide receiver at Lavega High School in Waco, Texas, leading the state with 13 interceptions as a senior along with 20 pass breakups.
- Selected to the Texas High School All-Star Game and was an all-district first-team choice on both offense and defense as a senior.
- Majored in kinesiology at Sam Houston State.
- Has a daughter, Khyilar, and a son, Kaden.

COMMUNITY:

- Participated in various community outreach programs while in Indianapolis, San Francisco, New England, New York and Miami.

STAFF

ROOKIES/
FIRST-YEAR

2015 SEASON

RECORDS

PLAYOFF
RECORDS

HISTORY

SIDELINES

AUSTIN TRAYLOR

Tight End

6-3 • 255 • 9/3/93
Wisconsin • FA for '16
NFL: Rookie • Cowboys: Rookie



COLLEGE:

- Played in 38 games with 18 starts at tight end and caught 17 passes for 234 yards and four touchdowns.
- As a senior started all eight games he played and caught 14 passes for 234 yards with four touchdowns.
- Played in all 14 games with 10 starts as a junior and had three catches for 24 yards while performing as a key blocker for a school-record rushing performance of 320.1 yards-per-game, which ranked third nationally.
- As a sophomore, played in all 13 games as a reserve tight end and special teams contributor.
- Appeared in three games as a redshirt freshman.

PERSONAL:

- Attended Walnut Ridge High School in Columbus, Ohio, where he ranked as the No. 15 tight end in the country according to Rivals after a senior season in which he earned all-city, all-district, all-metro and all-state honors, totaling 639 receiving yards and four touchdowns on offense and 99 tackles and 10 sacks as a defensive end.
- Lettered three times in football and track and field and four times in basketball.
- Graduated in May 2015 from Wisconsin with degree in retailing and consumer behavior.


COMMUNITY:

- 2016 Rookie Club presented by United Healthcare.
- 2016 Dallas Cowboys U High School Camp.

MATT WILE

Kicker

6-2 • 215 • 6/20/92
Michigan • FA for '16
NFL: 1st Year • Cowboys: 1st Year
Games/Starts: 2015-0/0; Career-0/0
Postseason: 2015-0/0; Career-0/0



TRANSACTION SUMMARY:

- 3/31/16: Signed with Dallas.
7/30/15: Re-signed with Carolina, released (8/5), re-signed (8/17) and released (8/30).
5/4/15: Signed with Carolina as a rookie free agent and released (6/10).

2015 (Carolina):

- Entered the league as an undrafted free agent with Carolina.
- Spent the next four months on and off the Panthers roster until his final release on Aug. 30 and spent the remainder of the year out of football.

COLLEGE:

- Played in 52 games at Michigan as a placekicker, kickoff specialist and punter.
- Recorded 108 touchbacks on 284 kickoffs, converted 20-of-29 career field goals with a long of 52 and punted 91 times for 3,658 yards for a 40.2-yard average with 29 inside the 20-yard line.
- Played in 12 games as a senior and made 15-of-21 field goal attempts with a long of 48, punted one time for 44 yards and had 24 touchbacks on 52 kickoffs.
- As a junior played in 13 games as a kickoff specialist and 12 games as a punter, converting three-of-five field goals with a long of 49 yards, punting 61 times for 2,476 yards for a 40.6-yard average, with a long of 69 and had 37 touchbacks on 76 kickoffs.
- Played in 13 games as a sophomore kickoff specialist and seven games as a punter and punted 12 times for 35.9-yard average with nine inside the 20, converted his only two field goal attempts at kicker and had 28 touchbacks on 77 kickoffs.
- As a freshman kicked off in 13 games and punted in five, logging 19 touchbacks on 79 kickoffs and punted 14 times for 41.1-yard average with four inside the 20.

PERSONAL:

- Attended Francis W. Parker High School in San Diego, Calif.
- As a senior made 10-of-13 field goals with a long of 49 yards, had 91 of his 101 kickoffs go for touchbacks and punted six times for an average of 41.0 yards.
- As a junior was nine-of-12 on field goals with and averaged a touchback on 89.9 percent of his kickoffs.
- Named to the MaxPreps.com Small Schools All-American Team as a junior.
- Majored in industrial and operations engineering at Michigan.

COMMUNITY:

- 2016 Dallas Cowboys Draft/Fan Appreciation Party.
- 2016 Dallas Cowboys U High School Camp.

BRYAN WITZMANN

Tackle

6-7 • 320 • 6/16/90

South Dakota State • FA for '16

NFL: 1st Year • Cowboys: 1st Year



TRANSACTION SUMMARY:

6/8/16: Signed with Dallas.

1/5/16: Signed a future's contract with New Orleans and released (5/17).

12/24/15: Re-signed to New Orleans' practice squad.

9/1/15: Waived, signed to New Orleans' practice squad (9/16) and released (11/5).

5/16/15: Signed with Houston as a rookie free agent and placed on Reserve/Injured (8/1).

2015 (Houston/New Orleans):

- Returned to camp with the Texans but was waived at the end.
- Signed to the Saints practice squad (9/16), was released (11/5) and re-signed for the final week of the season.

2014 (Houston):

- Signed as a rookie free agent with Houston but suffered a shoulder injury and spent the season on Reserve/Injured.

COLLEGE:

- Four-year starter at SDSU, starting a school-record 49 consecutive games. Also a four-time member of the Missouri Valley Football Conference Honor Roll.
- Selected to play in the College All-Star Bowl as a senior, starting all 14 games at left tackle.
- Started all 13 games at left tackle as a junior and earned All-America honors.
- As a sophomore, started all 11 games and earned All-Conference accolades.
- Was part of an offense that yielded only six sacks on the season, starting all 11 games as a redshirt freshman.

PERSONAL:

- Received all-state honors as an offensive lineman and was honorable-mention all-state on the defensive line as a senior at Somerset, Wis., High School.
- Named conference MVP and also competed on Somerset's basketball and baseball teams.
- Earned his degree in civil engineering from South Dakota State.

COMMUNITY:

- 2016 Dallas Cowboys U High School Camp.

ZACH WOOD

Defensive End

6-3 • 262 • 1/10/93

Southern Methodist • FA for '16

NFL: Rookie • Cowboys: Rookie



COLLEGE:

- Started 33-of-43 games he played over four seasons with the Mustangs, tallying 137 tackles, 22 tackles for loss, 9.0 sacks, two forced fumbles and three blocked kicks at the defensive end position.
- Played in 10 games, starting nine, and recorded 39 tackles with 10 tackles for loss, 3.5 sacks, two pass deflections and three blocked kicks in his senior 2015 campaign.
- Appeared in all 12 contests as a junior in 2014 and led the team with four sacks to go along with 40 tackles.
- Played and started all 12 games at defensive end in 2013 and tied for fifth on the team in tackles with 49 and tackles for loss with six, adding a sack and two forced fumbles.
- Appeared in nine games a redshirt freshman in 2012, making nine tackles and registering a half sack.

PERSONAL:

- A 2010 Class 4A All-State honorable mention selection at Rowlett, Texas, High School, totaling 115 tackles and 10 sacks during his senior campaign.
- Graduated with a degree in applied physiology from SMU.

COMMUNITY:

- 2016 Rookie Club presented by United Healthcare.
- 2016 Dallas Cowboys U High School Camp.

STAFF

ROOKIES/
FIRST-YEAR

2015 SEASON

RECORDS

PLAYOFF
RECORDS

HISTORY

SIDELINES

2016 Rookie and First-Year Roster

NO	NAME	POS	HGT	WGT	BIRTH-DATE	NFL EXP	COLLEGE	HOW ACQ.
56	Akunne, Derek	LB	6-0	230	8/17/93	1	North Texas	FA-'15
60	Brendel, Jake	C	6-4	305	9/10/92	R	UCLA	FA-'16
30	Brown Anthony	CB	5-11	196	12/15/93	R	Purdue	D6a-'16
10	Brown, Chris	WR	6-2	195	12/8/93	R	Notre Dame	FA-'16
67	Coe, Rodney	DT	6-3	305	5/18/93	R	Akron	FA-'16
96	Collins, Maliek	DT	6-2	305	4/8/95	R	Nebraska	D3-'16
36	Colquhoun, Arjen	CB	6-0	200	10/13/92	R	Michigan State	FA-'16
85	Eagan, Ed	WR	5-10	198	6/19/93	R	Northwestern State	FA-'16
21	Elliott, Ezekiel	RB	6-0	225	7/22/95	R	Ohio State	D1-'16
35	Frazier, Kavon	S	6-0	215	8/11/94	R	Central Michigan	D6b-'16
80	Gathers, Rico	TE	6-6	281	1/7/94	R	Baylor	D6d-'16
69	Hedelin, David	T	6-5	300	3/16/91	R	Purdue	FA-'16
48	Hepburn, Brandon	LB	6-4	243	12/6/89	1	Florida A&M	FA-'16
34	Jackson, Darius	RB	6-0	222	12/1/93	R	Eastern Michigan	D6c-'16
81	Jones, Andy	WR	6-1	222	6/28/94	R	Jacksonville (Fla)	FA-'16
47	King, Deon	LB	6-0	225	7/2/93	R	Norfolk State	FA-'16
61	Mack, Ryan	T	6-4	310	5/31/93	R	Memphis	FA-'16
16	Mayle, Vince	WR	6-2	228	6/12/91	1	Washington State	FA-'15
66	McAdoo, Mike	DE	6-7	255	7/9/90	1	North Carolina	FA-'15
37	McKinnon, Jeremiah	CB	5-11	192	6/29/93	R	Florida International	FA-'16
74	Milligan, Rolan	S	5-10	200	8/16/94	R	Toledo	FA-'16
43	Okoye, Lawrence	DE	6-6	310	10/6/91	1	No College	FA-'16
4	Prescott, Dak	QB	6-2	238	7/29/93	R	Mississippi State	D4b-'16
7	Showers, Jameil	QB	6-2	230	9/6/91	1	Texas-El Paso	FA-'15
62	Smith, Jared	G	6-3	315	3/20/90	1	New Hampshire	FA-'16
54	Smith, Jaylon	LB	6-2	240	6/14/95	R	Notre Dame	D2-'16
63	Stiverson, Boston	G	6-3	310	10/8/92	R	Kansas State	FA-'16
28	Swanson, Dax	CB	5-11	187	3/21/91	1	Sam Houston State	FA-'16
79	Tapper, Charles	DE	6-2	270	5/7/93	R	Oklahoma	D4a-'16
86	Traylor, Austin	TE	6-3	255	9/3/93	R	Wisconsin	FA-'16
2	Wile, Matt	K	6-2	215	6/20/92	1	Michigan	FA-'16
76	Witzmann, Bryan	T	6-7	320	6/16/90	1	South Dakota State	FA-'16
64	Wood, Zach	DE	6-3	262	1/10/93	R	Southern Methodist	FA-'16

2016 Dallas Cowboys Draft Class



Top Row (left to right): Ezekiel Elliott (1st round), Jaylon Smith (2nd round), Maliek Collins (3rd round) and Charles Tapper (4th round)
 Second Row (left to right): Dak Prescott (4th round), Anthony Brown (6th round), Kavon Frazier (6th round), Darius Jackson (6th round)
 Bottom Row: Rico Gathers (6th round)



2016 Veterans Roster

NO	NAME	POS	HGT	WGT	BIRTH-DATE	NFL EXP	COLLEGE	HOW ACQ.
5	Bailey, Dan	K	6-0	195	1/26/88	6	Oklahoma State	FA-'11
11	Beasley, Cole	WR	5-8	180	4/26/89	5	Southern Methodist	FA-'12
78	Brown, Charles	T	6-5	300	4/10/87	7	Southern California	FA-'15
88	Bryant, Dez	WR	6-2	220	11/4/88	7	Oklahoma State	D1-'10
19	Butler, Brice	WR	6-3	220	1/29/90	4	San Diego State	T(Oak)-'15
39	Carr, Brandon	CB	6-0	210	5/19/86	9	Grand Valley State	UFA(KC)-'12
42	Church, Barry	S	6-2	218	2/11/88	7	Toledo	FA-'10
24	Claiborne, Morris	CB	5-11	192	2/7/90	5	Louisiana State	D1-'12
71	Collins, La'el	G	6-4	315	7/26/93	2	Louisiana State	FA-'15
58	Crawford, Jack	DT	6-5	288	9/7/88	5	Penn State	FA-'14
98	Crawford, Tyrone	DT	6-4	295	11/22/89	5	Boise State	D3-'12
25	Dunbar, Lance	RB	5-8	195	1/25/90	5	North Texas	FA-'12
89	Escobar, Gavin	TE	6-6	260	2/3/91	4	San Diego State	D2-'13
72	Frederick, Travis	C	6-4	318	3/18/91	4	Wisconsin	D1-'13
68	Free, Doug	T	6-6	318	1/16/84	10	Northern Illinois	D4b-'07
23	Frey, Isaiah	CB	6-0	205	4/6/90	3	Nevada	FA-'16
52	Gachkar, Andrew	LB	6-2	240	11/4/88	6	Missouri	UFA(SD)-'15
79	Green, Chaz	T	6-5	318	4/8/92	2	Florida	D3-'15
94	Gregory, Randy	DE	6-5	255	11/23/92	2	Nebraska	D2-'15
84	Hanna, James	TE	6-4	260	7/14/89	5	Oklahoma	D6-'12
38	Heath, Jeff	S	6-1	212	5/14/91	4	Saginaw Valley State	FA-'13
59	Hitchens, Anthony	LB	6-0	235	6/10/92	3	Iowa	D4-'14
95	Irving, David	DE	6-7	285	8/18/93	2	Iowa State	PS(KC)-'15
31	Jones, Byron	CB	6-0	205	9/26/92	2	Connecticut	D1-'15
6	Jones, Chris	P	6-0	205	7/21/89	5	Carson Newman	FA-'11
91	Ladouceur, Louis-Philippe	LS	6-5	256	3/13/81	12	California	FA-'05
90	Lawrence, DeMarcus	DE	6-3	270	4/28/92	3	Boise State	D2-'14
65	Leary, Ronald	G	6-3	320	4/29/89	4	Memphis	FA-'12
50	Lee, Sean	LB	6-2	238	7/22/86	7	Penn State	D2-'10
75	Looney, Joe	C	6-3	315	8/31/90	4	Wake Forest	FA-'16
70	Martin, Zack	G	6-4	315	11/20/90	3	Notre Dame	D1-'14
93	Mayowa, Benson	DE	6-3	265	8/3/91	4	Idaho	RFA(Oak)-'16
55	McClain, Rolando	LB	6-4	255	7/14/89	6	Alabama	T(Bal)-'14
97	McClain, Terrell	DT	6-2	302	7/20/88	6	South Florida	FA-'14
20	McFadden, Darren	RB	6-1	220	8/27/87	9	Arkansas	UFA(Oak)-'15
17	Moore, Kellen	QB	6-0	200	7/12/89	5	Boise State	FA-'15
46	Morris, Alfred	RB	5-10	222	12/12/88	5	Florida Atlantic	UFA(Was)-'16
53	Nzeocha, Mark	LB	6-3	240	1/1/90	2	Wyoming	D7a-'15
29	Olatoye, Deji	CB	6-1	205	7/20/91	2	North Carolina A&T	FA-'15
9	Romo, Tony	QB	6-2	230	4/21/80	14	Eastern Illinois	FA-'03
99	Russell, Ryan	DE	6-5	275	1/17/92	2	Purdue	D5-'15
32	Scandrick, Orlando	CB	5-10	196	2/10/87	9	Boise State	D5-'08
41	Smith, Keith	FB	6-0	240	4/8/92	2	San Jose State	FA-'15
45	Smith, Rod	FB	6-3	240	1/10/92	2	Ohio State	W(Sea)-'15
14	Smith, Rodney	WR	6-5	232	3/11/90	3	Florida State	FA-'15
77	Smith, Tyron	T	6-5	320	12/12/90	6	Southern California	D1-'11
15	Street, Devin	WR	6-3	200	3/30/91	3	Pittsburgh	D5-'14
87	Swaim, Geoff	TE	6-4	260	9/16/93	2	Texas	D7c-'15
26	Thomas, Josh	CB	5-11	196	5/3/89	6	Buffalo	FA-'15
92	Thornton, Cedric	DT	6-4	295	6/21/88	5	Southern Arkansas	UFA(Phi)-'16
75	Walker, Casey	DT	6-1	325	12/6/89	2	Oklahoma	FA-'15
13	Whitehead, Lucky	WR	5-9	180	6/2/92	2	Florida Atlantic	FA-'15
51	Wilber, Kyle	LB	6-4	245	4/26/89	5	Wake Forest	D4a-'12
27	Wilcox, J.J.	S	6-0	212	2/14/91	4	Georgia Southern	D3b-'13
83	Williams, Terrance	WR	6-2	210	9/8/89	4	Baylor	D3a-'13
57	Wilson, Damien	LB	6-1	245	5/28/93	2	Minnesota	D4-'15
82	Witten, Jason	TE	6-6	263	5/6/82	14	Tennessee	D3-'03

Cowboys All-Time Roster

HEAD COACHES

Coach	Seasons	Years	— Regular Season —				— Postseason —			— Total —			
			Won	Lost	Tied	Pct	Won	Lost	Pct	Won	Lost	Tied	Pct
Tom Landry.....	29	1960-88	250	162	6	.605	20	16	.556	270	178	6	.601
Jimmy Johnson.....	5	1989-93	44	36	0	.550	7	1	.875	51	37	0	.580
Barry Switzer.....	4	1994-97	40	24	0	.625	5	2	.714	45	26	0	.634
Chan Gailey.....	2	1998-99	18	14	0	.563	0	2	.000	18	16	0	.529
Dave Campo.....	3	2000-02	15	33	0	.313	0	0	.000	15	33	0	.313
Bill Parcells.....	4	2003-06	34	30	0	.531	0	2	.000	34	32	0	.515
Wade Phillips.....	4	2007-10	34	22	0	.607	1	2	.333	35	24	0	.593
Jason Garrett.....	5	2010-15*	45	43	0	.511	1	1	.500	46	44	0	.511
All-time Totals....	56	1960-2015	480	364	6	.568	34	26	.567	514	390	6	.568

*2010 interim season, 5-3 record

ASSISTANT COACHES

A			DeCamillis, Joe.....	Special Teams Coordinator.....	2009-12
Alexander, Hubbard.....	Receivers.....	1989-97	DeHaven, Bruce.....	Special Teams.....	2003-06
Allen, Ermal.....	Offensive Backfield.....	1962-69	Dimancheff, Boris (Babe).....	Backfield.....	1960-61
	Special Assistant.....	1970-79	Ditka, Mike.....	Receivers/Tight Ends.....	1973-74
	Research and Development.....	1980-83		Special Teams/ Tight Ends.....	1975-76, 1980
Armstrong, Neill.....	Research and Development.....	1982-89		Special Teams/Receivers.....	1977-79, 1981
Avezano, Joe.....	Special Teams.....	1990-00, 2002	Dooley, Derek.....	Wide Receivers.....	2013-15
	Special Teams/Tight Ends.....	2001			
B			E		
Baker, Brian.....	Defensive Line.....	2011-12	Eberflus, Matt.....	Linebackers.....	2011-15
Baker, Joe.....	Assistant Secondary.....	2012-14	Ecklund, Brad.....	Offensive Line.....	1960-61
	Safeties.....	2015		Defensive Line.....	1962-63
Bates, Bill.....	Special Teams/ Defensive Assistant.....	1998-99	Eddy, Jim.....	Defensive Assistant.....	1993
	Defensive Backs.....	2000		Linebackers.....	1994-95
	Defensive Nickel Package/ Assistant Special Teams.....	2001-02	Edwards, George.....	Linebackers.....	1998-01
Bates, Jim.....	Linebackers.....	1996-97	Erkenbeck, Jim.....	Offensive Line.....	1987-88
	Assistant Head Coach/ Defensive Line.....	1998-99			
Bech, Brett.....	Asst. Strength and Conditioning.....	2011-15	F		
Berry, Raymond.....	Offensive Ends.....	1968-69	Ford, Robert.....	Tight Ends.....	1991-97
Bisaccia, Rich.....	Special Teams.....	2013-14	Franklin, Bobby.....	Defensive Backfield.....	1968-71
	Assistant Head Coach/Special Teams.....	2015		Special Teams.....	1972
Blake, John.....	Defensive Line.....	1993-95	G		
Bloom, Ben.....	Defensive Quality Control/ Linebackers.....	2011-13	Garrett, Jason.....	Offensive Coordinator.....	2007
	Assistant Defensive Line/Ends.....	2014		Asst. Head Coach/Off. Coordinator.....	2008-10
	Defensive Ends.....	2015	Garrett, John.....	Tight Ends.....	2007-10
Boller, Craig.....	Defensive Tackles.....	1996-97		Tight Ends/Pass Game Coordinator.....	2011-12
Boniol, Chris.....	Asst. Special Teams/Kickers.....	2011-13	Geis, Wayne "Buddy".....	Quarterbacks.....	1998-99
Borgonzi, Dave.....	Offensive/Defensive Assistant.....	2012-13		Offensive Nickel Package.....	2000
Bowles, Todd.....	Secondary.....	2005-07	Gibbs, Gary.....	Linebackers.....	2002-05
Brodsky, Joe.....	Running Backs.....	1989-97	Gillman, Sid.....	Special Assistant.....	1972
Brown, Gary.....	Running Backs.....	2013-15	Grantham, Todd.....	Defensive Line.....	2008-09
Brown, Vincent.....	Inside Linebackers.....	2006			
C			H		
Callahan, Bill.....	Offensive Coordinator/ Offensive Line.....	2012-14	Hackett, Paul.....	Offensive Coordinator/ Quarterbacks/Receivers.....	1986
Campo, Dave.....	Defensive Assistant.....	1989-90		Offensive Coordinator/ Quarterbacks.....	1987-88
	Defensive Backs.....	1991-94	Haley, Todd.....	Receivers.....	2004-05
	Defensive Coordinator.....	1995-99		Receivers/Pass Game Coordinator.....	2006
	Secondary.....	2008-11	Hall, Galen.....	Running Backs.....	2002
Carberry, Kevin.....	Offensive Assistant.....	2014-15	Hart, Tommy.....	Defensive Ends.....	1996-97
Carthon, Maurice.....	Offensive Coordinator/ Running Backs.....	2003-04	Henderson, Jerome.....	Secondary.....	2012-15
Chandler, Wes.....	Receivers.....	2000-02	Herring, Reggie.....	Linebackers.....	2008-10
Colombo, Marc.....	Offensive Assistant.....	2015	Hickey, Howard (Red).....	Offensive Ends.....	1964-65
Coslet, Bruce.....	Offensive Coordinator.....	2002	Hoffman, Steve.....	Kickers/Quality Control.....	1989-04
			Houck, Hudson.....	Offensive Line.....	1993-01, 2008-10
				Offensive Line/Run Game Coordinator.....	2011
			Hughes, Ed.....	Offensive Backfield.....	1973-74, 1976
				Quarterbacks/Receivers.....	1975
D			J		
Dahms, Tom.....	Defensive Line.....	1960-62	Jeffcoat, Jim.....	Defensive Line Assistant.....	1998-99
Davis, Butch.....	Defensive Line.....	1989-92		Defensive Ends.....	2000-04
	Defensive Coordinator/Linebackers.....	1993	Juraszek, Joe.....	Strength and Conditioning.....	1997-10
	Defensive Coordinator.....	1994			

Assistant Coaches, cont.

K		
Kiffin, Monte	Defensive Coordinator	2013-14
Kitchens, Freddie	Tight Ends	2006
King, Bobby	Asst. Linebackers/Def. Qual. Control	2010

L		
Lavan, Al	Running Backs	1980-88
Lee, David	Offensive Assistant	2003-04, 2006
	Quarterbacks	2005
Lett, Leon	Asst. Defensive Line	2011-13
	Assistant Defensive Line/Tackles	2014
	Defensive Tackles	2015
Linehan, Scott	Passing Game Coordinator	2014
	Offensive Coordinator	2015
Loney, Steve	Assistant Offensive Line	2015
Lowry, Alan	Special Teams	1982-86
	Receivers	1987-88
	Special Teams/Tight Ends	1989
	Tight Ends	1990
Lynn, Anthony	Running Backs	2005-06

M		
MacIntyre, Mike	Assistant Secondary	2003-06
Mackovic, John	Quarterbacks	1981-82
Marinelli, Rod	Defensive Line	2013
	Defensive Coordinator	2014-15
Maxie, Brett	Assistant Secondary	2008
	Secondary/Safeties	2010
	Secondary	2011
McNulty, John	Wide Receivers	2003
Meeks, Ron	Defensive Assistant	1991
Miles, Les	Tight Ends	1998-00
Myers, Jim	Offensive Line	1962-72
	Offensive Coordinator	1973-74
	Offensive Coordinator/ Offensive Line	1975-76
	Assistant Head Coach/ Offensive Line	1977-86

N		
Nguyen, Dat	Asst. Linebackers/Def. Asst.	2007-09
Nolan, Dick	Defensive Backfield	1962-67
	Receivers	1982-85
	Defensive Backs	1986-90

O		
O'Quinn, Keith	Off. Asst./Off. Qual. Control	2010
	Off. Qual Control/Wide Receivers	2011-13
	Assistant Special Teams	2014-15

P		
Painter, Dwain	Receivers	1998-99
Palmer, Chris	Quarterbacks	2006
Pasqualoni, Paul	Tight Ends	2005
	Linebackers	2006-07
	Defensive Line	2010
Patterson, Andre	Defensive Tackles	2000-02
Payton, Sean	Assistant Head Coach/ Quarterbacks	2003-04
	Assistant Head Coach/ Passing Game Coordinator	2005
Peete, Skip	Running Backs	2007-12
Pendergast, Clancy	Defensive Assistant/ Quality Control	1996-99
	Defensive Nickel Package	2000
	Defensive Backs	2001-02
Phillips, Wes	Quality Control/Off. Asst.	2007-10
	Assistant Offensive Line	2011-12
	Tight Ends	2013
Pollack, Frank	Asst. Offensive Line	2013-14
	Offensive Line	2015
Pope, Michael	Tight Ends	2014-15

R		
Read, Bruce	Special Teams	2007-08
Reeves, Dan	Offensive Backfield	1970-72, 1975
	Special Teams Coach	1974
	Quarterbacks/Receivers	1976
	Offensive Coordinator/ Offensive Backs	1977-79
	Offensive Coordinator/ Quarterbacks/Receivers	1980
Reilly, Jack	Quarterbacks	1997
	Offensive Coordinator	2000-01
Renfro, Ray	Passing Offense	1968-72
Rhorne, Jerry	Quarterbacks	1989
Robinson, Jimmy	Asst. Head Coach/ Wide Receivers	2011-12
Robinson, Tommie	Offensive Assistant	1998-99
	Special Teams Assistant	2000
Rodgers, Kacy	Defensive Tackles	2003-04
	Defensive Line	2005-07
Roy, Alvin	Strength and Conditioning	1973-75
Ryan, Rob	Defensive Coordinator	2011-12

S		
Seamon, Greg	Tight Ends	2002
Shelmon, Clarence	Running Backs	1998-01
Sherman, Ray	Wide Receivers	2007-10
Shofner, Jim	Quarterbacks	1983-85
Shula, Dave	Offensive Coordinator	1989
	Offensive Coordinator/ Quarterbacks	1990
Slowik, Bob	Defensive Assistant	1992
Smith, Glenn	Offensive Assistant	2000-01
Smith, Kendall	Asst. Strength and Conditioning	2013-15
Solari, Mike	Special Teams	1987-88
Sparano, Tony	Tight Ends	2003-04
	Offensive Line/ Running Game Coordinator	2005-06
	Asst. Head Coach/Off. Line	2007
Stallings, Gene	Defensive Backfield Coach	1972-85
Stautner, Ernie	Defensive Line	1966-72
	Defensive Coordinator	1973-74
	Defensive Coordinator/ Defensive Line	1975-88
Stewart, Brian	Defensive Coordinator	2007-08

T		
Tubbs, Jerry	Linebackers	1966-88
Turner, Norv	Offensive Coordinator/ Quarterbacks	1991-93

V		
Valero, Kyle	Assistant Wide Receivers	2014-15
Verducci, Frank	Offensive Line	2002

W		
Wannstedt, Dave	Defensive Coordinator/ Linebackers	1989-92
Ward, Bob	Strength and Conditioning	1976-89
Warhop, George	Offensive Line	2003-04
West, Turner	Defensive Assistant	2014-15
Williams, Walt	Asst. Strength and Conditioning	2011-12
Wilson, Wade	Quarterbacks	2000-02, 2007-15
Wise, Tony	Offensive Line	1989-92
Woicik, Mike	Strength and Conditioning	1990-96, 2011-15

Z		
Zampese, Ernie	Offensive Coordinator	1994-97
Zimmer, Mike	Defensive Assistant	1994
	Defensive Backs	1995-99
	Defensive Coordinator	2000-06

PLAYERS

A

- 50 **Abrams, Bobby**, LB, Michigan, 1992-93
 21 **Adams, David**, RB, Arizona, 1987
 26 **Adams, Flozell**, G/T, Michigan State, 1998-09
 51/53 **Adams, Keith**, LB, Clemson, 2001-02
 24 **Adams, Vashone**, S, Eastern Michigan, 1999
 26 **Adderley, Herb**, CB, Michigan State, 1970-72
 23 **Adkins, Margene**, WR, Henderson J.C., 1970-71
 34 **Agee, Tommie**, FB, Auburn, 1990-94
 23 **Agnew, Vince**, CB, Central Michigan, 2012
 8 **Aikman, Troy**, QB, UCLA, 1989-00
 29 **Akins, Chris**, S, Arkansas-Pine Bluff, 1999-00
 55 **Albright, Alex**, LB, Boston College, 2011-12
 36 **Albritton, Vince**, S/LB, Washington, 1984-91
 67 **Alexander, Ray**, WR, Florida A&M, 1988-89
 63 **Alford, Darnell**, T, Boston College, 2002
 31 **Allen, Gary**, RB, Hawaii, 1983-84
 73 **Allen, Larry**, G/T, Sonoma State, 1994-05
 26 **Allen, Will**, S, Ohio State, 2013
 19 **Alworth, Lance**, WR, Arkansas, 1971-72
 96 **Anderson, Antonio**, DT, Syracuse, 1997-98
 34 **Anderson, Deon**, FB, Connecticut, 2007-10
 58 **Anderson, James**, LB, Virginia Tech, 2014
 20 **Anderson, Richie**, FB, Penn State, 2003-04
 66 **Andrie, George**, DE, Marquette, 1962-72
 61 **Ankrom, Scott**, WR, Texas Christian, 1989
 62 **Arkin, David**, G, Missouri State, 2011-13
 13 **Armstrong, Anthony**, WR, West Texas A&M, 2012
 10/35 **Armstrong, Jimmy**, DB, Appalachian State, 1987
 81 **Armstrong, Tyji**, TE, Mississippi, 1996
 64 **Arneson, Jim**, C/G, Arizona, 1973-74
 78 **Asher, Bob**, T, Vanderbilt, 1970
 76 **Aughtman, Dowe**, OL, Auburn, 1984
 90 **Austin, Marvin**, DT, North Carolina, 2013
 14/19 **Austin, Miles**, WR, Monmouth University, 2006-13
 89 **Awalt, Rob**, TE, San Diego St., 1990-91
 50/51 **Ayodele, Akin**, LB, Purdue, 2006-07
 92 **Ayodele, Remi**, NT, Oklahoma, 2007

B

- 33 **Babb, Gene**, LB/RB, Austin College, 1960-61
 53 **Babinecz, John**, LB, Villanova, 1972-73
 5 **Bailey, Dan**, K, Oklahoma State, 2011-15
 23 **Bailey, Robert**, CB, Miami, Fla., 1995
 66 **Baker, Jesse**, DE, Jacksonville State, 1986
 10 **Baker, Jon**, K, Arizona State, 1995
 36 **Baker, Sam**, P/K, Oregon State, 1962-63
 62 **Baldinger, Brian**, OL, Duke, 1982-84, 1986-87
 20 **Bail, Alan**, CB, Illinois, 2007-11
 27 **Banks, Gordon**, WR, Stanford, 1985-87
 84 **Barber III, Marlon**, RB, Minnesota, 2005-10
 20 **Barksdale, Rod**, WR, Arizona, 1987
 31 **Barnes, Benny**, DB, Stanford, 1972-82
 36 **Barnes, Darian**, FB, Hampton, 2004
 80 **Barnes, Gary**, WR, Clemson, 1963
 56 **Barnes, Reggie**, LB, Oklahoma, 1995
 56 **Barnes, Rodrigo**, LB, Rice, 1973-74
 71 **Barron, Alex**, T, Florida State, 2010
 48 **Barrow, Michael**, LB, Miami, Fla., 2005
 79 **Bass, Ben**, DT, Texas A&M, 2012-13
 81 **Bateman, Marv**, P, Utah, 1972-74
 40 **Bates, Bill**, S, Tennessee, 1983-97
 29 **Bates, Michael**, WR/KR, Arizona, 2003
 68 **Batiste, Michael**, DT/G, Tulane, 1995
 35 **Battle, Tra**, CB, Georgia, 2008
 46 **Baynham, Craig**, RB, Georgia Tech, 1967-69
 11 **Beasley, Cole**, WR, Southern Methodist, 2012-15
 11 **Belden, Bob**, QB, Notre Dame, 1969-70
 33 **Bell, Jason**, CB, UCLA, 2001
 80 **Bennett, Martellus**, TE, Texas A&M, 2008-11
 91 **Benson, Darren**, DT, Trinity Valley C.C., 1995-98
 20 **Bercich, Bob**, S, Michigan State, 1960-61
 67 **Berger, Joe**, G, Michigan Tech, 2006-08
 73 **Bernadeau, Mackenzy**, G, Bentley, 2012-15
 6 **Bethea, Larry**, DL, Michigan State, 1978-83
 7 **Beuerlein, Steve**, QB, Notre Dame, 1991-92
 46 **Bickerstaff, Erik**, RB, Wisconsin, 2003

- 36 **Bielski, Dick**, TE, Maryland, 1960-61
 29 **Billups, Terry**, CB, North Carolina, 1998
 44 **Bishop, Don**, CB, CCLA, 1960-65
 66 **Bishop, Ken**, NT, Northern Illinois, 2014-15
 26 **Bjornson, Eric**, TE, Washington, 1995-99
 84 **Blackwell, Alois**, RB, Houston, 1978-79
 89 **Blackwell, Kelly**, TE, Texas Christian, 1993
 99 **Blade, Willie**, DT, Mississippi State, 2003
 46 **Blake, Ricky**, RB, Alabama A&M, 1991
 11 **Bledsoe, Drew**, QB, Washington State, 2005-06
 26 **Blount, Alvin**, RB, Maryland, 1987
 79 **Boatright, Kenneth**, DE, Southern Illinois, 2014
 68 **Boeke, Jim**, T, Heidelberg, 1964-67
 5 **Bollinger, Brooks**, QB, Wisconsin, 2008
 18 **Boniol, Chris**, K, Louisiana Tech, 1994-96
 87 **Borden, Nate**, DE, Indiana, 1960-61
 84 **Borresen, Rich**, TE, Northwestern, 1987
 58 **Bosworth, Kyle**, LB, UCLA, 2013
 58 **Bowden, Joe**, LB, Oklahoma, 2000
 72 **Bowen, Stephen**, DE, Hofstra, 2006-10
 51 **Braatz, Tom**, LB, Marquette, 1960
 77 **Bradfute, Byron**, T, Southern Mississippi, 1960-61
 1 **Brady, Kerry**, K, Hawaii, 1987
 82/85 **Brazzell, Chris**, WR, Angelo State, 1999-00
 92 **Brent, Josh**, NT, Illinois, 2010-12, 2014
 53 **Breunig, Bob**, LB, Arizona State, 1975-84
 79 **Brewster, Robert**, T, Ball State, 2009-10
 21/23/29 **Brice, Alundis**, CB, Mississippi, 1995-96
 43 **Briggs, Greg**, S, Texas Southern, 1995
 63 **Brinkley, Lester**, DL, Mississippi, 1990
 36 **Brinson, Larry**, RB, Florida, 1977-79
 77 **Brock, Clyde**, DT, Utah State, 1962-63
 51 **Brooking, Keith**, LB, Georgia Tech, 2009-11
 70 **Brooks, Ethan**, T, Williams College, 2005
 50 **Brooks, Jamal**, LB, Hampton, 2001-03
 92 **Brooks, Jermaine**, DT, Arkansas, 2003
 99 **Brooks, Kevin**, DT, Michigan, 1985-88
 44 **Brooks, Michael**, S, No. Carolina St., 1990
 62 **Brotzki, Bob**, T, Syracuse, 1988
 79 **Broughton, Willie**, DT, Miami, Fla., 1989-90
 78 **Brown, Charles**, T, Southern California, 2015
 27 **Brown, Courtney**, S, Cal Poly, 2007-08
 33 **Brown, Eric**, DB, Savannah State, 1989
 71 **Brown, Everett**, DE, Florida State, 2013
 59 **Brown, Guy**, LB, Houston, 1977-82
 2 **Brown, Kris**, K, Nebraska, 2010
 24/34 **Brown, Larry**, CB, Texas Christian, 1991-95, 1998
 31 **Brown, Otto**, DB, Prairie View, 1969
 59/50 **Brownlow, Darrick**, LB, Illinois, 1991, 1994
 88 **Bryant, Antonio**, WR, Pittsburgh, 2002-04
 88 **Bryant, Dez**, WR, Oklahoma State, 2010-15
 60 **Brymer, Chris**, C/G, Southern Cal, 1999
 18 **Buehler, David**, K, Southern Cal, 2009-11
 22 **Bullocks, Amos**, RB, Southern Illinois, 1962-64
 15/89/82 **Burbage, Cornell**, WR, Kentucky, 1987-89
 60 **Burkett, Jackie**, LB, Auburn, 1968-69
 57 **Burnett, Kevin**, LB, Tennessee, 2005-08
 73 **Burnette, Dave**, T, Central Arkansas, 1987
 57 **Burton, Ron**, LB, North Carolina, 1987-89
 22 **Butler, Bill**, S, Tenn. Chattanooga, 1960
 19 **Butler, Brice**, WR, San Diego State, 2015
 31 **Butler, Mario**, CB, Georgia Tech, 2012
 36 **Butler, Quincy**, S, Texas Christian, 2006, 2008
 57 **Butler, Victor**, LB, Oregon State, 2009-12

C

- 60 **Caffey, Lee Roy**, LB, Texas A&M, 1971
 72 **Callaway, Robert**, DT, Saginaw Valley, 2012
 86 **Campbell, Dan**, TE, Texas A&M, 2003-05
 57 **Campos, Alan**, LB, Louisville, 1996
 52 **Cannon, Billy**, LB, Texas A&M, 1984
 10 **Cantrell, Barry**, P, Fordham, 2000
 99 **Canty, Chris**, DE, Virginia, 2005-08
 59 **Capone, Warren**, LB, Louisiana State, 1975
 18 **Carano, Glenn**, QB, Nevada-Las Vegas, 1977-83
 17 **Carmichael, Harold**, WR, Southern, 1984
 54 **Carpenter, Bobby**, LB, Ohio State, 2006-09

39 Carr, Brandon, CB, Grand Valley State, 2012-15
10 Carrell, Duane, P, Florida State, 1974
91 Carson, Leonardo, DT, Auburn, 2003-04
54 Carter, Bruce, LB, North Carolina, 2011-14
92 Carter, David, DT, North Carolina, 2013
75 Carter, Jon, DT, Pittsburgh, 1989
17 Carter, Quincy, QB, Georgia, 2001-03
96/98 Carver, Shante, DE, Arizona State, 1994-97
25 Case, Scott, S, Oklahoma, 1995
75 Casillas, Tony, DT, Oklahoma, 1991-93, 1996-97
23 Cason, Aveion, RB, Illinois State, 2003
16 Cassel, Matt, QB, Southern California, 2015
54 Caver, Quinton, LB, Arkansas, 2005
54 Cerqua, Marc, LB, Carson-Newman, 2001
79 Cesario, Sal, G, Cal. Poly SLO, 1987
35 Chancey, Robert, RB, no college, 1999
86 Chandler, Scott, TE, Iowa, 2010
85/89 Chandler, Thornton, TE, Alabama, 1986-89
45 Chapas, Shaun, FB, Georgia, 2011
72 Cheek, Louis, OL, Texas A&M, 1990
95 Chevrier, Randy, DT, McGill, 2001
85 Chiaverini, Darrin, WR, Colorado, 2001
72 Childress, Ray, DT, Texas A&M, 1996
23 Choice, Tashard, RB, Georgia Tech, 2008-11
42 Church, Barry, S, Toledo, 2010-15
77 Cisowski, Steve, T, Santa Clara, 1987
42 Clack, Darryl, RB, Arizona State, 1986-89
24 Claiborne, Morris, CB, Louisiana State, 2012-15
73 Clark, Jeremy, DE, Alabama, 2010
83/17 Clark, Mike, K, Texas A&M, 1968-71, 1973
73 Clark, Monte, T, Southern California, 1962
37 Clark, Phil, DB, Northwestern, 1967-69
82 Clarke, Frank, TE/WR, Colorado, 1960-67
83 Clay, Hayward, TE, Texas A&M, 1998-99
95 Claybrooks, DeVone, DT, East Carolina, 2004
47 Clinkscales, Dexter, S, South Carolina State, 1980, 1982-85
44 Clutts, Tyler, FB, Fresno State, 2013-15
52 Cockley, Dexter, LB, Appalachian State, 1997-04
87 Cochart, Colin, TE, South Dakota State, 2012
59 Cobb, Garry, LB, Southern California, 1988-89
20 Coe, Michael, CB, Alabama State, 2012
92 Cohen, Landon, DT, Ohio, 2013
63 Cole, Larry, DL, Hawaii, 1968-80
30 Coleman, Alonzo, RB, Hampton, 2008
41 Coleman, Anthony, DB, Baylor, 1987
60 Coleman, Davon, DT, Arizona State, 2014-15
93/99 Coleman, Kenyon, DE, UCLA, 2003-06, 2011-12
44 Coleman, Lincoln, RB, Baylor, 1993-94
32 Coleman, Marcus, S, Texas Tech, 2006
86 Coleman, Ralph, LB, North Carolina A&T, 1972
10 Collier, Reggie, QB, Southern Mississippi, 1986
70 Collins, Javier, DT/T, Northwestern, 2001-03
71 Collins, La'e'l, G, LSU, 2015
75 Colombo, Marc, T, Boston College, 2005-10
77 Colvin, Jim, DT, Houston, 1964-66
61 Conaty, Bill, C, Virginia Tech, 2003
46 Condo, Jon, LS, Maryland, 2005
31 Cone, Fred, K, Clemson, 1960
54/53 Connelly, Mike, C, Utah State, 1960-67
52 Connor, Dan, LB, Penn State, 2012
40 Conrad, Bobby Joe, WR, Texas A&M, 1969
63 Cook, Ryan, G/C, New Mexico, 2012-13
94 Cooper, Chris, DT, Nebraska-Omaha, 2004
61 Cooper, Jim, OL, Temple, 1977-86
3 Cooper, Reggie, LB, Nebraska, 1991
18 Copper, Terrance, WR, East Carolina, 2004-05
68 Cornish, Frank, C, UCLA, 1992-94
85 Cornwell, Fred, TE, Southern California, 1984-85
2 Cortez, Jose, K, Oregon State, 2005
57 Coryatt, Quentin, LB, Texas A&M, 1999
84 Cosbie, Doug, TE, Santa Clara, 1979-88
67 Costa, Phil, C, Maryland, 2010-13
44/81 Courville, Vince, WR, Rice, 1987
84 Crayton, Patrick, WR, Northwestern Oklahoma, 2004-09
58 Crawford, Jack, DE, Penn State, 2014-15
70 Crawford, Tyrone, DT, Boise State, 2012-15
90 Crockett, Willis, LB, Georgia Tech, 1990
32 Crockett, Zack, RB, Florida State, 2007
85 Cronin, Gene, LB, Pacific, 1960

54 Cummings, Kenwin, LB, Wingate, 2010
3 Cundiff, Billy, K, Drake, 2002-05
7 Cunningham, Randall, QB, Nevada-Las Vegas, 2000
3 Cunningham, Richie, K, SW Louisiana, 1997-99
89 Curtis, Tony, TE, Portland State, 2006-08
62 Cvercko, Andy, G, Northwestern, 1961-62

D

81 Daniel, Tim, WR, Florida A&M, 1993
45/21 Daniels, Dick, S, Pacific, Ore., 1966-68
29 Dantzler, Woodrow, RB, Clemson, 2002
87 Davis, Billy, WR, Pittsburgh, 1995-98
89 Davis, Donnie, WR, Southern, 1962
40/29 Davis, Keith, S, Sam Houston, 2002, 2004-08
57 Davis, Kyle, C, Oklahoma, 1975
70 Davis, Leonard, G, Texas, 2007-10
77/99 Davis, Nathan, DT, Indiana, 1998-99
88 Davis, Sonny, LB, Baylor, 1961
35 Davis, Wendell, CB, Oklahoma, 1996-99
26 Davison, Andrew, CB, Kansas, 2003
90 Dawkins, Everett, DT, Florida State, 2013
Dean, Kent, TE, Kansas State, 1988
55 Del Rio, Jack, LB, Southern California, 1989-91
41 Dennis, Pat, CB, Louisiana-Monroe, 2001
21 Dennison, Doug, RB, Kutztown State, 1974-78
55 DeOssie, Steve, LB, Boston College, 1984-88
83 Deters, Harold, K, No. Carolina State, 1967
26 Dial, Buddy, WR, Rice, 1964-66
64 Diaz, Jorge, G, Texas A&M-Kingsville, 2000
51 Dickerson, Anthony, LB, Southern Methodist, 1980-84
71 Dickson, Paul, T, Baylor, 1960
76 Diehl, John, DT, Virginia, 1965
63 DiNapoli, Gennaro, C, Virginia Tech, 2003
89 Ditka, Mike, TE, Pittsburgh, 1969-72
86/21 Dixon, James, WR/RB, Houston, 1989-91
24/25 Dixon, Tony, S, Alabama, 2001-05
56 Dobbins, Tim, LB, Iowa State, 2014
75/76 Dockery, Derrick, G, Texas, 2011-12
34 Doelling, Fred, S, Pennsylvania, 1960
53 Donaldson, Ray, C, Georgia, 1995-96
83 Donley, Doug, WR, Ohio State, 1981-84
62 Donohue, Leon, G, Cal. State San Jose, 1965-67
67 Donovan, Pat, T, Stanford, 1975-83
83 Doran, Jim, WR, Iowa State, 1960-61
33 Dorsett, Tony, RB, Pittsburgh, 1977-87
79 Dorsey, Char-ron, T, Florida State, 2001-02
34 Douglas, Merrill, RB, Utah, 1961
30 Dowdle, Mike, RB/LB, Texas, 1960-62
2 Downs, Michael, S, Rice, 1981-88
86 Duckett, Kenny, WR, Wake Forest, 1985
89 Dugan, Fred, WR, Dayton, 1960
52 Duliban, Chris, LB, Texas, 1987
25 Dunbar, Lance, RB, North Texas, 2012-15
37 Dunn, Perry Lee, RB, Mississippi, 1964-65
45 Dupre, L.G., RB, Baylor, 1960-61
89 DuPree, Billy Joe, TE, Michigan State, 1973-83
52 Durant, Justin, LB, Hampton, 2013-14
78 Dutton, John, DL, Nebraska, 1979-86
71 Dwyer, Mike, DT, Massachusetts, 1987

E

42 Easmon, Ricky, DB, Florida, 1985
79/77 East, Ron, DT, Montana State, 1967-70
9 Eaton, Chad, DT, Washington State, 2004
52 Edwards, Dave, LB, Auburn, 1963-75
58 Edwards, Dixon, LB, Michigan State, 1991-95
81/87 Edwards, Kelvin, WR, Liberty, 1987-88
95 Edwards, Lavar, DE, Louisiana State, 2014
27 Edwards, Mario, CB, Florida State, 2000-03
52 Eidson, Jim, G/C, Mississippi State, 1976
96 Ekuban, Ebenezer, DE, North Carolina, 1999-03
37/26 Elam, Abram, S, Kent State, 2006, 2011
53 Elam, Onzy, LB, Tennessee State, 1989
2 Elliott, Lin, K, Texas Tech, 1992-93
98 Ellis, Greg, DE/LB, North Carolina, 1998-08
89 Escobar, Gavin, TE, San Diego State, 2013-15
92 Evans, Demetric, DE, Georgia, 2001-02
31/27 Everett, Thomas, S, Baylor, 1992-93

F

- 69 **Fabini, Jason**, T, Cincinnati, 2006
 63 **Falls, Mike**, G, Minnesota, 1960-61
 80 **Fasano, Anthony**, TE, Notre Dame, 2006-07
 27 **Fellows, Ron**, CB, Missouri, 1981-86
 95 **Ferguson, Jason**, DT, Georgia, 2005-07
 24 **Fiammetta, Tony**, FB, Syracuse, 2011
 54 **Fieldings, Anthony**, LB, Morningside College, 1995
 97 **Fields, Aaron**, DE, Troy State, 2000
 10 **Fillipovic, Filip**, P, South Dakota, 2002
 46 **Fishback, Joe**, S, Carson-Newman, 1993-94
 73 **Fisher, Ray**, T, Eastern Illinois, 1960
 62 **Fitzgerald, John**, C, Boston College, 1971-80
 55 **Flaherty, Harry**, LB, Holy Cross, 1987
 63 **Flannery, John**, G, Syracuse, 1996-97
 82 **Fleming, Cory**, WR, Tennessee, 1994-95
 46 **Flowers, Richmond**, S, Tennessee, 1969-71
 6 **Folk, Nick**, K, Arizona, 2007-09
 80/83 **Folkins, Lee**, TE, Washington, 1962-64
 85 **Folsom, Steve**, TE, Utah, 1987-90
 80 **Fontenot, Chris**, TE, McNeese State, 2000
 80 **Ford, Bernard**, WR, Central Florida, 1989
 55 **Fowler, Ryan**, LB, Duke, 2004-06
 46 **Fowler, Todd**, FB, Stephen F. Austin, 1985-88
 27 **Frampton, Eric**, S, Washington State, 2012
 38 **Francis, Ron**, CB, Baylor, 1987-90
 32 **Franchhauser, Tom**, CB, Purdue, 1960-61
 76 **Frank, Bill**, T, Colorado, 1964
 23 **Frazier, Derrick**, CB, Texas A&M, 1996
 30 **Frazier, Lance**, CB, West Virginia, 2004
 71 **Frederick, Andy**, T, New Mexico, 1977-81
 72 **Frederick, Travis**, C, Wisconsin, 2013-15
 68 **Free, Doug**, T, Northern Illinois, 2007-15
 69/66 **Fricke, Ben**, G/C, Houston, 1999-01
 90 **Frisch, Byron**, DE, BYU, 2001
 15 **Fritsch, Toni**, K, Vienna, Austria, 1971-73, 1975
 79 **Frost, Ken**, DT, Kentucky, 1961-62
 75 **Fry, Bob**, T, Kentucky, 1960-64
 84 **Fugett, Jean**, TE, Amherst, 1972-75
 50 **Fujita, Scott**, LB, California, 2005

G

- 52 **Gachkar, Andrew**, LB, Missouri, 2015
 5 **Gadsden, Oronde**, WR, Winston-Salem, 1995
 27 **Gaechter, Mike**, S, Oregon, 1962-69
 39 **Gainer, Derrick**, RB, Florida A&M, 1992-93
 9 **Galbraith, Scott**, TE, Southern California, 1993-94, 1997
 84 **Gallogay, Joey**, WR, Ohio State, 2000-03
 63 **Gant, Kenneth**, CB, Albany St., 1990-94
 29 **Gardner, Ben**, DE, Stanford, 2014
 61 **Garmon, Kelvin**, G, Baylor, 2000-02
 17 **Garrett, Jason**, QB, Princeton, 1993-99
 32 **Garrison, Walt**, RB, Oklahoma State, 1966-74
 6 **Gay, Everett**, WR, Texas, 1988
 66/96 **Geathers, Clifton**, DE, South Carolina, 2010-11
 35 **Gent, Pete**, WR/TE, Michigan State, 1964-68
 27 **George, Eddie**, RB, Ohio State, 2004
 67/63 **Gesek, John**, G, Cal. St.-Sacramento, 1990-93
 11 **Gibbs, Sonny**, QB, Texas Christian, 1963
 63 **Gibson, Aaron**, T, Wisconsin, 2001-02
 26 **Glenn, Aaron**, CB, Texas A&M, 2005-06
 63 **Glenn, Terry**, WR, Ohio State, 2003-07
 97 **Glover, La'Roi**, DT, San Diego State, 2002-05
 78 **Glymph, Junior**, DE, Carson-Newman, 2005-06
 56 **Godfrey, Randall**, LB, Georgia, 1996-99
 66 **Gogan, Kevin**, T, Washington, 1987-93
 76 **Gonzaga, John**, DE, No college, 1960
 9 **Gonzalez, Daniel**, QB, East Carolina, 1998
 83 **Gonzalez, Leon**, WR, Bethune, Cookman, 1985
 23 **Goodrich, Dwayne**, CB, Tennessee, 2000-02
 27 **Gordon, Cletis**, CB, Jackson State, 2009
 44 **Gowdy, Cornell**, DB, Morgan State, 1986
 4 **Gowin, Toby**, P, North Texas, 1997-99, 2003
 7 **Gramatica, Martin**, K, Kansas State, 2006
 71 **Granger, Charley**, T, Southern, 1961
 28 **Granger, Norm**, RB, Iowa, 1984
 56 **Grant, Orantes**, LB, Georgia, 2000-01
 58 **Grau, Jeff**, LS, UCLA, 2002

- 29/48 **Green, Alex**, CB, Indiana, 1987
 61 **Green, Allen**, P/K, Mississippi, 1961
 79 **Green, Chaz**, OL, Florida, 2015
 34 **Green, Cornell**, DB, Utah State, 1962-74
 10 **Green, Skyler**, WR, Louisiana State, 2006
 33 **Greenwood, Chris**, CB, Albion College, 2013
 79 **Gregg, Forrest**, G/T, Southern Methodist, 1971
 77 **Gregory, Bill**, DL, Wisconsin, 1971-77
 21 **Gregory, Glynn**, WR/DB, Southern Methodist, 1961-62
 94 **Gregory, Randy**, DE, Nebraska, 2015
 14 **Greisen, Chris**, QB, Northwest Missouri State, 2010, 2011
 44 **Gronkowski, Chris**, FB, Arizona, 2010
 64 **Grottkau, Bob**, G, Oregon, 1961
 65 **Gurode, Andre**, G/C, Colorado, 2002-10
 60 **Guy, Buzz**, G, Duke, 1960

H

- 64 **Hagen, Halvor**, C/G, Weber State, 1969-70
 94 **Haley, Charles**, DE, James Madison, 1992-96
 38 **Hall, Chris**, S, East Carolina, 1993
 55 **Hall, Lemanski**, LB, Alabama, 1999
 54 **Hambrick, Darren**, LB, South Carolina, 1998-01
 35/42 **Hambrick, Troy**, RB, Savannah State, 2000-03
 60 **Hamel, Dean**, DT, Tulsa, 1989-90
 23 **Hamilton, Jakar**, S, South Carolina State, 2013-14
 26 **Hamlin, Ken**, S, Arkansas, 2007-09
 36 **Hamlin, Michael**, S, Clemson, 2009-10
 84 **Hanna, James**, TE, Oklahoma, 2012-14
 44 **Hannah, Rodney**, TE, Houston, 2008
 86 **Hannam, Ryan**, TE, Northern Iowa, 2006
 52 **Hansen, Wayne**, LB, Texas Wesleyan, 1960
 54 **Hardy, Darryl**, LB, Tennessee, 1995, 1997
 76 **Hardy, Greg**, DE, Mississippi, 2015
 51 **Hardy, Kevin**, LB, Illinois, 2002
 80/82 **Harper, Alvin**, WR, Tennessee, 1991-94, 1999
 50 **Harper, Dave**, LB, Humboldt State, 1990
 24 **Harper, Roger**, S, Ohio State, 1996
 43 **Harris, Cliff**, S, Ouachita, 1970-79
 86 **Harris, Duriel**, WR, New Mexico State, 1984
 17 **Harris, Dwayne**, WR, East Carolina, 2011-14
 88 **Harris, Jackie**, TE, Northeast Louisiana, 2000-01
 40 **Harris, Jim**, S, Oklahoma, 1961
 80 **Harris, Rod**, WR, Texas A&M, 1990
 97 **Hatcher, Jason**, DE, Grambling, 2006-13
 71 **Hawkins, Donald**, T, Texas, 2014
 38 **Hawthorne, Duane**, CB, Northern Illinois, 1999-02
 96 **Hayden, Nick**, DT, Wisconsin, 2013-15
 22 **Hayes, Bob**, WR, Florida A&M, 1965-74
 33 **Hayes, Wendell**, RB, Humboldt State, 1963
 27 **Haynes, Tommy**, S, Southern California, 1987
 56 **Hays, Harold**, LB, Southern Mississippi, 1963-67
 62/78 **Healy, Don**, DT, Maryland, 1960-61
 78 **Heath, Jeff**, S, Saginaw Valley State, 2013-15
 69 **Hegamin, George**, T, North Carolina State, 1994-97
 58 **Hegman, Mike**, LB, Tennessee State, 1976-88
 11 **Heinrich, Don**, QB, Washington, 1960
 62/70 **Hellestrae, Dale**, OL, Southern Methodist, 1990-00
 56 **Hemsley, Nate**, LB, Syracuse, 1997-99
 58 **Henderson, Thomas**, LB, Langston, 1975-79
 58/50 **Hendrickson, Steve**, LB, California, 1989
 45 **Hendrix, Manny**, CB, Utah, 1986-91
 85 **Hendrix, Tim**, TE, Tennessee, 1987
 95 **Hennings, Chad**, DT, Air Force, 1992-00
 42 **Henry, Anthony**, CB, South Florida, 2005-08
 7 **Henson, Drew**, QB, Michigan, 2004-05
 72 **Herchman, Bill**, DT, Texas Tech, 1960-61
 1 **Herrera, Eren**, K, UCLA, 1974, 1976-77
 81 **Hervey, Edward**, WR, Southern Cal, 1995
 21 **Higgs, Mark**, RB, Kentucky, 1988
 32 **Highsmith, Alonzo**, FB, Miami, Fla., 1990-91
 9 **Hilbert, Jon**, K, Louisville, 2001
 31 **Hill, Bill**, CB, Rutgers, 1987
 35 **Hill, Calvin**, RB, Yale, 1969-74
 25 **Hill, Rod**, CB, Kentucky State, 1982-83
 80 **Hill, Tony**, WR, Stanford, 1977-86
 60/90 **Hill, Tony**, DE, Tenn. Chattanooga, 1991-92
 67 **Hills, Tony**, T, Miami, 2014
 59 **Hitchens, Anthony**, LB, Iowa, 2014-15

16 Hodge, Damon, WR, Alabama State, 2000
10 Hodson, Tommy, QB, Louisiana State, 1994
14 Hogeboom, Gary, CB, Central Michigan, 1980-85
64 Holland, Montrae, G, Florida State, 2008-11
16 Holley, Jesse, WR, North Carolina, 2010-11
57 Holloman, DeVonte, LB, South Carolina, 2013-14
23 Holloway, Johnny, CB, Kansas, 1986
15 Holmes, Andre, WR, Hillsdale, 2011-12
47 Holmes, Clayton, CB, Carson-Newman, 1992-95
30 Holt, Issiac, CB, Alcorn State, 1989-92
24 Homan, Dennis, WR, Alabama, 1968-70
9 Hoopes, Mitch, P, Arizona, 1975
20 Horton, Ray, S, Washington, 1989-92
67 Houser, John, C/G, Redlands, 1960-61
86 Houston, Bill, WR, Jackson State, 1974
21 Howard, Carl, CB, Rutgers, 1984
99 Howard, David, LB, Cal. St. Long Beach, 1989-90
81 Howard, Percy, WR, Austin Peay, 1975
87 Howard, Ron, TE, Seattle, 1974-75
54 Howley, Chuck, LB, West Virginia, 1961-73
81 Howton, Bill, WR, Rice, 1960-63
51 Hoyem, Lynn, C/G, Cal. St. Long Beach, 1962-63
46/53 Hoyte, Oliver, FB/LB, North Carolina State, 2006-07
49 Huggins, Johnny, TE, Alabama State, 2001
42 Hughes, Randy, S, Oklahoma, 1975-80
32 Hughes, Tyrone, CB, Nebraska, 1998
11 Humphrey, Buddy, QB, Baylor, 1961
79 Hunt, John, G/T, Florida, 1984
34 Hunter, Monty, S, Salem, 1982
47 Hunter, Pete, CB, Virginia Union, 2002-04
52/58 Hurd, Jeff, LB, Kansas State, 1987
17 Hurd, Sam, WR, Northern Illinois, 2006-10
40 Hurt, Eric, CB, Cal. State San Jose, 1980
66 Husmann, Ed, DT, Nebraska, 1960
59 Hutcherson, Ken, LB, Livingston State, 1974
7 Hutchinson, Chad, QB, Stanford, 2002-03
57/55 Huther, Bruce, LB, New Hampshire, 1977-80, 1983
66 Hutson, Tony, G, N.E. Oklahoma St., 1996-99

I

69 Irvin, Corvey, DT, Georgia, 2013
88 Irvin, Michael, WR, Miami, Fla., 1988-99
95 Irving, David, DE, Iowa State, 2015
60 Isbell, Joe Bob, G, Houston, 1962-65
81 Ismail, Raghib, WR, Notre Dame, 1999-01

J

71 Jackson, Al, G, Louisiana State, 2000-01
32 Jackson, Tim, S, Nebraska, 1989
83 Jackson, Willie, WR, Florida, 1994
56 James, Bradie, LB, Louisiana State, 2003-11
80 James, Cedric, WR, Texas Christian, 2003
68 Jamison, Vontrell, DE, Clemson, 2005
53 Jax, Garth, LB, Florida State, 1986-88
77 Jeffcoat, Jim, DE, Arizona State, 1983-94
81 Jeffers, Patrick, WR, Virginia, 1998
31/21 Jenkins, Mike, CB, South Florida, 2008-12
84 Jennings, Keith, TE, Clemson, 1989
37 Jensen, Jim, RB, Iowa, 1976
19 Jett, John, P, East Carolina, 1993-96
62/52 Johnson, Al, C, Wisconsin, 2003-06
14 Johnson, Brad, QB, Florida State, 2007-08
86 Johnson, Butch, WR, Calif.-Riverside, 1976-83
98 Johnson, Curtis, LB, Clark Atlanta, 2009
19 Johnson, Keyshawn, WR, Southern California, 2004-05
15 Johnson, Manuel, WR, Oklahoma, 2010
37 Johnson, Matt, S, Eastern Washington, 2012-13
23 Johnson, Mike, CB, Kansas, 1966-69
64 Johnson, Mitch, G, UCLA, 1965
66/95 Johnson, Tank, NT, Washington, 2007-08
92 Johnson, Thomas, DT, Middle Tennessee St., 2005
29 Johnson, Uundra, RB, West Virginia, 1989
91 Johnson, Walter, DT, Pittsburgh, 1987
48 Johnston, Daryl, FB, Syracuse, 1989-99
21 Jones, Adam, CB, West Virginia, 2008
31 Jones, Byron, CB, Connecticut, 2015
6 Jones, Chris, P, Carson Newman, 2011-15

51 Jones, Dale, LB, Tennessee State, 1987
55 Jones, Edgar, DE, Southeast Missouri State, 2013
39 Jones, E.J., RB, Kansas, 1987
72 Jones, Ed, DE, Tennessee State, 1974-78, 1980-89
28 Jones, Felix, RB, Arkansas, 2008-12
23 Jones, James, RB, Mississippi State, 1980-82, 1984-85
25 Jones, Jermaine, CB, Northwestern State (LA), 2002
97 Jones, Jimmie, DL, Miami, Fla., 1990-93
21 Jones, Julius, RB, Notre Dame, 2004-07
33 Jones, Nathan, CB, Rutgers, 2004-07
55 Jones, Robert, LB, East Carolina, 1992-95
55 Jordan, Lee Roy, LB, Alabama, 1963-76

K

20 Kaiser, Jason, S, Culver-Stockton, 1999
70 Kears, Frank, DT, Alabama A&M, 2013
57 Keller, Mike, LB, Michigan, 1972
60 Kennard, Derek, G, Nevada-Reno, 1994-96
68 Ker, Crawford, G, Florida, 1985-90
60 Killian, Gene, G, Tennessee, 1974
27 Kincade, Keyton, RB, Southern Methodist, 2006
60 Kiner, Steve, LB, Tennessee, 1970
57 King, Angelo, LB, South Carolina State, 1981-83
63 Kisalak, Michael, C/G, Maryland, 1998-99
3 Kitna, Jon, QB, Central Washington, 2009-11, 2013
73 Kitson, Syd, G, Wake Forest, 1984
79 Klein, Dick, T, Iowa, 1960
4 Knorr, Micah, P, Utah State, 2000-02
18 Kosar, Bernie, QB, Miami, Fla., 1993
63 Kosier, Kyle, G, Arizona State, 2006-11
35 Kowalczyk, Walt, RB, Michigan State, 1960
60 Kowalski, Kevin, C/G, Toledo, 2011-12
9 Kupp, Craig, QB, Pacific-Lutheran, 1991
6 Kupp, Jake, G, Washington, 1964-65
25 Kyle, Aaron, CB, Wyoming, 1976-79

L

91 Ladouceur, Louis-Philippe, LS, California, 2005-15
89 LaFleur, David, TE, Louisiana State, 1997-00
35 Laidlaw, Scott, RB, Stanford, 1975-79
36 Lang, David, RB, Northern Arizona, 1995
41 Larrimore, Kareem, CB, West Texas A&M, 2000-01
15 Laufenberg, Babe, QB, Indiana, 1989-90
25 Lassic, Derrick, RB, Alabama, 1993-94
29 Lavette, Robert, RB, Georgia Tech, 1985-87
66 Lawless, Burton, G, Florida, 1975-79
53 Lawrence, Cameron, LB, Mississippi State, 2013-14
90 Lawrence, DeMarcus, DE, Boise State, 2014-15
16 Leaf, Ryan, QB, Washington State, 2001
65 Leary, Ronald, G, Memphis, 2012-15
14 LeBaron, Eddie, QB, Pacific, 1960-63
32 Lee, ReShard, RB, Middle Tennessee St., 2004
50 Lee, Sean, LB, Penn State, 2010-15
68 Lehr, Matt, C/G, Virginia Tech, 2001-04
58/98 Lemon, Orie, LB, Oklahoma State, 2012, 2013
34 Lester, Tim, FB, Eastern Kentucky, 1999
78 Lett, Leon, DL, Emporia State, 1991-00
50 Lewis, D.D., LB, Mississippi State, 1968, 1970-81
23 Lewis, LeQuan, CB, Arizona State, 2012
23 Lewis, Woodley, WR, Oregon, 1960
64/67 Lilja, George, C, Michigan, 1987
74 Lilly, Bob, DL, Texas Christian, 1961-74
74 Lilly, Kevin, DT, Tulsa, 1989
72/64 Liscio, Tony, T, Tulsa, 1963-64, 1966-71
95 Lissemore, Sean, DE, William & Mary, 2010-12
71 Livings, Nate, G, Louisiana State, 2012
20 Livingston, Bruce, DB, Arkansas Tech, 1987
41 Livingston, Warren, CB, Arizona, 1961-66
35 Lockett, J.W., RB, Central Oklahoma, 1961-62
56 Lockhart, Eugene, LB, Houston, 1984-90
25 Logan, Obert, S, Trinity Tex., 1965-66
56 Long, Bob, LB, UCLA, 1962
70 Long, Jerome, DT, San Diego State, 2013
19 Longley, Clint, QB, Abilene Christian, 1974-75
70 Loper, Daniel, G, Texas Tech, 2011
18 Lothridge, Billy, P/QB, Georgia Tech, 1964
84/86 Lucky, Mike, TE, Arizona, 1999-02

M

- 58 Mackey, Louis, LB, Akron, 2001-02
 51 Manders, Dave, C, Michigan State, 1964-66, 1968-74
 22 Manning, Wade, CB, Ohio State, 1979
 31 Marion, Brock, S, Nevada-Reno, 1993-97
 31 Marsh, Amos, RB, Oregon State, 1961-64
 78 Marten, James, T, Boston College, 2007
 79 Martin, Harvey, DE, East Texas State, 1973-83
 34 Martin, Jamar, FB, Ohio State, 2002-03
 83 Martin, Kelvin, WR, Boston College, 1987-92, 1996
 70 Martin, Zack, G, Notre Dame, 2014-15
 67 Maryland, Russell, DT, Miami, Fla., 1991-95
 25 Mathews, Ray, WR, Clemson, 1960
 23 Mathis, Kevin, CB, Texas A&M-Commerce, 1997-99
 85 Mayle, Vince, WR, Washington State, 2015
 1 McBriar, Mat, P, Hawaii, 2004-11
 37 McCann, Bryan, CB, Southern Methodist, 2010-11
 55 McClain, Rolando, LB, Alabama, 2014-15
 99 McClain, Terrell, DT, South Florida, 2014-15
 97 McCormack, Hurvin, DT, Indiana, 1994-98
 40 McCray, Danny, S, Louisiana State, 2010-13, 2015
 70 McCreary, Bob, T, Wake Forest, 1961
 80 McDaniels, David, WR, Mississippi Valley, 1968
 14 McDonald, Paul, QB, Southern California, 1986-87
 25 McDonald, Tommy, WR, Oklahoma, 1964
 20 McFadden, Darren, RB, Arkansas, 2015
 79 McFadden, Marques, T, Arizona, 2002
 83 McGarity, Wane, WR, Texas, 1999-01
 7 McGee, Stephen, QB, Texas A&M, 2009-11
 82 McGee, Tony, TE, Michigan, 2002-03
 42 McIlhenny, Don, RB, Southern Methodist, 1960-61
 90 McIntosh, Toddrick, DT, Florida State, 1994
 76 McIver, Everett, G, Elizabeth City State, 1998-99
 35 McKie, Jason, FB, Temple, 2002
 66 McKinney, Jeremy, G/T, Iowa, 2002
 82 McKinnon, Dennis, WR, Florida St., 1990
 82 McKnight, James, WR, Liberty, 1999-00
 52 McLean, Scott, LB, Florida State, 1983
 47 McNeil, Ryan, CB, Miami, Fla., 2000
 77 McQuistan, Pat, T, Weber State, 2006-09
 56 McSurdy, Caleb, LB, Montana, 2012
 35 McSwain, Chuck, RB, Clemson, 1983-84
 69 Melton, Henry, DT, Texas, 2014
 70 Memmelaar, Dale, G, Wyoming, 1962-63
 17 Meredith, Don, QB, Southern Methodist, 1960-68
 78 Meyers, John, DT, Washington, 1962-63
 30 Michael, Christine, RB, Texas A&M, 2015
 83 Mickey, Joey, TE, Oklahoma, 1993
 7 Millen, Hugh, QB, Washington, 1993
 3 Miller, Anthony, WR, Tennessee, 1997
 3 Miller, Jim, P, Mississippi, 1983-84
 35 Millery, Lonyae, RB, Fresno State, 2010
 85 Mills, Ernie, WR, Florida, 1998-99
 72 Mills, Jordan, T, Louisiana Tech, 2015
 98 Mincey, Jeremy, DE, Florida, 2014-15
 72 Missouri, Dwayne, DE, Northwestern, 2001
 34 Mitchell, Aaron, CB, Nevada-Las Vegas, 1979-80
 82 Mitchell, Johnny, TE, Nebraska, 1996
 21 Mitchell, Terrance, CB, Oregon, 2015
 27 Mobley, Singor, S, Washington State, 1997-99
 76 Moegle, Dick, S, Rice, 1961
 23 Montgomery, Mike, RB/WR, Kansas State, 1972-73
 17 Moore, Kellen, QB, Boise State, 2015
 30/26 Moore, Sterling, CB, Southern Methodist, 2012, 2013-14
 2 Moorman, Brian, P, Pittsburg State, 2012
 24 Mooty, Jim, CB, Arkansas, 1960
 73 Morgan, Dennis, RB, Western Illinois, 1974
 81 Morgan, Quincy, WR, Kansas State, 2004
 23 Morris, Sammy, RB, Texas Tech, 2011
 14 Morton, Craig, QB, California, 1965-74
 80 Murchison, Ola Lee, WR, Pacific, 1961
 80 Murray, DeMarco, RB, Oklahoma, 2011-14
 3 Murray, Eddie, K, Tulane, 1993, 1999
 2 Murrell, Adrian, RB, West Virginia, 2003
 29 Myers, Greg, S, Colorado State, 2000
 94 Myers, Michael, DL, Alabama, 1998-03
 98 Myles, Godfrey, LB, Florida, 1991-96
 62 Myslinski, Tom, G/C, Tennessee, 1999

N

- 61 Nagy, Bill, G, Wisconsin, 2011
 73 Neely, Ralph, G/T, Oklahoma, 1965-77
 39 Neufeld, Ryan, FB, UCLA, 1999
 70 Nevis, Drake, DT, Louisiana State, 2013
 44 Newhouse, Robert, FB, Houston, 1972-83
 41 Newman, Terence, CB, Kansas State, 2003-11
 30 Newsome, Timmy, RB, Winston-Salem, 1980-88
 67/61 Newton, Nate, G/T, Florida A&M, 1986-98
 59 Nguyen, Dat, LB, Texas A&M, 1999-05
 76 Niland, John, G, Iowa, 1966-74
 60 Nix, John, DT, Southern Miss, 2001-02
 75 Noble, Brandon, DT, Penn State, 1999-02
 25 Nolan, Dick, S, Maryland, 1962
 60 Noll, Ben, G, Pennsylvania, 2004-05
 73 Noonan, Danny, DL, Nebraska, 1987-92
 84 Norman, Pettis, TE, J.C. Smith, 1962-70
 25 Norton, Jerry, S, Southern Methodist, 1962
 51 Norton, Ken, LB, UCLA, 1988-93
 84 Novacek, Jay, TE, Wyoming, 1990-96
 76 Nutting, Ed, T, Georgia Tech, 1963
 61 Nye, Blaine, G, Stanford, 1968-76
 53 Nzeocha, Mark, LB, Wyoming, 2015

O

- 53 Octavien, Steve, LB, Nebraska, 2008-09
 90 Ogbogu, Eric, DE, Maryland, 2003-05
 82 Ogden, Jeff, WR, Eastern Washington, 1998-99
 23 Oglesby, Evan, CB, North Alabama, 2007
 85 Ogletree, Kevin, WR, Virginia, 2009-12
 76 Okoye, Amobi, DT, Louisville, 2014
 29 Olatoye, Deji CB, North Carolina AT&T, 2015
 99 Olshansky, Igor, DE, Oregon, 2009-10
 54 O'Neill, Keith, LB, Northern Arizona, 2003-04
 18 Orton, Kyle, QB, Purdue, 2012-13
 62 Oswald, Paul, G, Kansas, 1988
 76 Otto, Bob, DL, Idaho State, 1986
 20 Overton, Jerry, S, Utah, 1963
 31 Owens, Billy, DB, Pittsburgh, 1988
 81 Owens, Terrell, WR, Tennessee-Chattanooga, 2006-08
 27/11 Owusu-Ansah, Akwasi, S/WR, Indiana (PA), 2010-11

P

- 62 Page, Craig, C, Georgia Tech, 2000
 77 Page, Solomon, G/T, West Virginia, 1999-02
 26 Palmer, Paul, RB, Temple, 1989
 60 Parker, J'vonne, DT, Rutgers, 2006
 21 Parks, Billy, WR, Cal. St. Long Beach, 1972
 78 Parnell, Jermy, T, Mississippi, 2010-14
 62 Parrish, James, T, Temple, 1993-94
 34 Parrish, Tony, S, Washington, 2006
 56 Patera, Jack, LB, Oregon, 1960-61
 20/26 Patmon, Tyler, CB, Oklahoma State, 2014-15
 4 Patterson, Elvis, CB, Kansas, 1993
 2 Paulescu, Sam, P, Oregon State, 2008
 88 Pearson, Drew, WR, Tulsa, 1973-83
 26 Pearson, Preston, RB, Illinois, 1975-80
 9 Peete, Rodney, QB, Southern California, 1994
 31 Pellerin, Micah, S, Hampton, 2013, 2014
 16 Pelluer, Steve, QB, Washington, 1984-88
 59 Penn, Jesse, LB, Virginia Tech, 1985-87
 22 Peoples, George, RB, Auburn, 1982
 26 Peprah, Charlie, S, Alabama, 2012
 33 Percival, Mac, K, Texas Tech, 1974
 43 Perkins, Don, RB, New Mexico, 1961-68
 92 Perkins, Ray, DE, Virginia, 1987
 39 Perryman, Robert, FB, Michigan, 1990
 72 Peterman, Stephen, G, Louisiana State, 2004-05
 65 Petersen, Kurt, G, Missouri, 1980-85
 58 Peterson, Calvin, LB, UCLA, 1974-75
 79 Petitti, Rob, T, Pittsburgh, 2005
 89 Phillips, John, TE, Virginia, 2009-12
 81 Phillips, Kirk, WR, Tulsa, 1984
 49/88 Pierce, Brett, TE, Stanford, 2004-05
 20 Pile, Willie, S, Virginia Tech, 2005
 33 Pinder, Cyril, RB, Illinois, 1973
 97 Pittman, Kavika, DE, McNeese St., 1996-99
 73 Ploeger, Kurt, DL, Gustavus Adolphus, 1986

62 **Poimboeuf, Lance**, K, Southwest Louisiana, 1963
39 **Polite, Lousaka**, FB, Pittsburgh, 2004-06
52 **Polk, Carlos**, LB, Nebraska, 2008
97 **Ponder, David**, DT, Florida State, 1985
86 **Porterfield, Garry**, DE, Tulsa, 1965
81 **Powe, Karl**, WR, Alabama State, 1985-86
25 **Powell, Jemeel**, CB, California, 2003
98 **Poppinga, Brady**, LB, Brigham Young, 2012
75 **Pozderac, Phil**, T, Notre Dame, 1982-87
69 **Preston, Duke**, C, Illinois, 2009
89 **Price, Jim**, TE, Stanford, 1993
70 **Price, Marcus**, T, Louisiana State, 2005
81 **Price, Peerless**, WR, Tennessee, 2005
71 **Procter, Cory**, G, Montana, 2005-09
52 **Pruitt, Mickey**, LB, Colorado, 1991-92
75 **Pugh, Jethro**, DT, Elizabeth City, 1965-78
61 **Putnam, Duane**, G, Pacific, 1960

Q
11 **Quinn, Mike**, QB, Stephen F. Austin, 1998-99

R
64 **Rafferty, Tom**, G/C, Penn State, 1976-89
87 **Rambo, Ken-Yon**, WR, Ohio State, 2001-02
60 **Randall, Tom**, G, Iowa State, 1978
21 **Randle, Joseph**, RB, Oklahoma State, 2013-15
88 **Randle, Sonny**, WR, Virginia, 1968
66/90 **Ratliff, Jay**, NT/DE, Auburn, 2005-13
95 **Rayford, Caesar**, DE, Washington, 2013
85 **Rector, Jamaica**, WR, Northwest Missouri State, 2006
82 **Reece, Beasley**, CB/WR, North Texas, 1976
68 **Reese, Guy**, DT, Southern Methodist, 1962-63
43 **Reese, Izell**, S, Alabama-Birmingham, 1998-01
30 **Reeves, Dan**, RB/QB, South Carolina, 1965-72
3 **Reeves, Jacques**, CB, Purdue, 2004-07
20 **Renfro, Mel**, DB/RB, Oregon, 1964-77
82 **Renfro, Mike**, WR, Texas Christian, 1984-87
19 **Rentzell, Lance**, WR, Oklahoma, 1967-70
76 **Reynolds, Jerry**, T, Nevada-Las Vegas, 1994
13 **Rhime, Jerry**, QB, Tulsa, 1965-68
27 **Richards, Curvin**, RB, Pittsburgh, 1991-92
83 **Richards, Golden**, WR, Hawaii, 1973-78
70 **Richards, Howard**, G/T, Missouri, 1981-86
31 **Richardson, Gloster**, WR, Jackson State, 1971
88 **Ridgway, Colin**, P/K, Lamar Tech, 1965
42 **Ridlon, Jim**, S, Syracuse, 1963-64
30 **Riley, Earl**, S, Washington State, 2000
62 **Rivera, Marco**, G, Penn State, 2005-06
12 **Roach, John**, QB, Southern Methodist, 1964
87 **Roberts, Alfredo**, TE, Miami, Fla., 1991-92
85 **Robinson, Jeff**, TE, Idaho, 2002-04
45 **Robinson, Larry**, RB, Tennessee, 1973
81 **Robinson, Laurent**, WR, Illinois State, 2011
56 **Roe, Bill**, LB, Colorado, 1980
79 **Rogers, Jacob**, T, Southern California, 2004
50 **Rogers, Justin**, LB, Southern Methodist, 2007-08
9 **Rohrer, Jeff**, LB, Yale, 1982-87
9 **Romo, Tony**, QB, Eastern Illinois, 2003-15
56 **Roper, John**, LB, Texas A&M, 1993
20/21 **Ross, Derek**, CB, Ohio State, 2002-03
36 **Ross, Dominique**, RB, Valdosta State, 1995-96
68 **Ross, Oliver**, T, Iowa State, 1998
30 **Rossum, Allen**, CB, Notre Dame, 2009
83 **Rucker, Martin**, TE, Missouri, 2010-11
88 **Rucker, Reggie**, WR, Boston University, 1970-71
99 **Russell, Ryan**, DE, Purdue, 2015
9 **Ruzek, Roger**, K, Weber State, 1987-89
80 **Ryan, Sean**, TE, Boston College, 2004-05

S
66 **Saddler-McQueen, Jimmy**, DE, Texas A&M-Kingsville, 2010
87 **Saldi, Jay**, TE, South Carolina, 1976-82
89 **Salonen, Brian**, TE/LB, Montana, 1984-85
26 **Sanchez, Jeff**, CB, Tulane, 2003
20 **Sandeman, Bill**, DT, Pacific, 1966
21 **Sanders, Deion**, CB/WR, Florida State, 1995-99
80 **Santiago, O.J.**, TE, Kent, 2000
39 **Sargent, Broderick**, FB, Baylor, 1989

8 **Sawyer, Buzz**, P, Baylor, 1987
4 **Saxon, Mike**, P, San Diego St., 1985-92
32 **Scandrick, Orlando**, CB, Boise State, 2008-15
68 **Scarlett, Noel**, DT, Langston, 2000
66 **Schaefering, Brian**, DT, Lindenwood, 2012
78 **Schaum, Greg**, DE, Michigan State, 1976
65 **Schoenke, Ray**, T, Southern Methodist, 1963-64
66 **Schultz, Chris**, T, Arizona, 1983, 1985
52 **Schwantz, Jim**, LB, Purdue, 1994-96
77 **Scifres, Steve**, OL, Wyoming, 1997
44 **Scott, Chuck**, WR, Vanderbilt, 1987
85 **Scott, Darnay**, WR, San Diego State, 2002
68 **Scott, Herb**, G, Virginia Union, 1975-84
35 **Scott, Kevin**, RB, Stanford, 1989
21/38 **Scott, Lynn**, S, Northwestern Oklahoma, 2001-05
52 **Scott, Sean**, LB, Maryland, 1988
22 **Scott, Victor**, DB, Colorado, 1984-88
10 **Secules, Scott**, QB, Virginia, 1988
6 **Seder, Tim**, K, Ashland, 2000-01
88 **Sellers, Ron**, WR, Florida State, 1972
99 **Selvie, George**, DE, South Florida, 2013-14
36 **Sendejo, Andrew**, S, Rice, 2010
43 **Sensabaugh, Gerald**, S, North Carolina, 2009-12
1 **Septien, Rafael**, K, Southwest Louisiana, 1978-86
58 **Shanle, Scott**, LB, Nebraska, 2003-05
94/53 **Shannon, Randy**, LB, Miami, Fla., 1989-90
52 **Shaw, Robert**, C, Tennessee, 1979-81
67 **Shearin, Joe**, C, Texas, 1987
87/82 **Shepard, Derrick**, WR, Oklahoma, 1989-91
86 **Sherer, Dave**, P, Southern Methodist, 1960
86 **Sherrard, Mike**, WR, UCLA, 1986
63 **Shields, Joe**, OL, Portland State, 1987
50 **Shiver, Clay**, C, Florida State, 1996-98
7 **Showers, Jameill**, QB, Texas-El Paso, 2015
46/25 **Shy, Les**, RB, Cal. St. Long Beach, 1966-69
5 **Siavii, Junior**, NT, Oregon, 2009
36 **Silva, Mana**, S, Hawaii, 2011-12
82 **Simmons, Cleo**, TE, Jackson State, 1983
53 **Simmons, Dave**, LB, Georgia Tech, 1968
53 **Simmons, Victor**, LB, Central State, Ohio, 1987
59 **Sims, Ernie**, LB, Florida State, 2012-13
51 **Singleton, Al**, LB, Temple, 2003-06
65 **Slaton, Tony**, G, Southern Cal., 1990
42 **Smagala, Stan**, DB, Notre Dame, 1990-91
60 **Smerek, Don**, DL, Nevada-Reno, 1981-87
21 **Smith, Andre**, TE, Virginia Tech, 2013
93 **Smith, Artie**, DT, Louisiana Tech, 1998
59 **Smith, Darrin**, LB, Miami, Fla., 1993-96
75/79 **Smith, Daryle**, T, Tennessee, 1987-88
39 **Smith, Donald**, S, Liberty, 1991
22 **Smith, Ennmitt**, RB, Florida, 1990-02
24 **Smith, J.D.**, RB, North Carolina A&T, 1965-66
81 **Smith, Jackie**, TE, Northwest Louisiana, 1978
64 **Smith, Jim Ray**, G/T, Baylor, 1963-64
82 **Smith, Jimmy**, WR, Jackson State, 1992
56/57 **Smith, Keith**, LB, San Jose State, 2014-15
26 **Smith, Kevin**, CB, Texas A&M, 1992-99
57 **Smith, Myron**, LB, Louisiana Tech, 1998
45 **Smith, Rod**, RB, Ohio State, 2015
14 **Smith, Rodney**, WR, Florida State, 2015
67 **Smith, Sean**, DT, Grambling, 1989
36 **Smith, Tarik**, RB, California, 1998-99
33 **Smith, Timmy**, RB, Texas Tech, 1990
85 **Smith, Tody**, DL, Southern California, 1971-72
77 **Smith, Tyron**, T, Southern California, 2011-15
57 **Smith, Vinson**, LB, East Carolina, 1990-92, 1997
86 **Smith, Waddell**, WR, Kansas, 1984
87 **Smth, Zuriel**, WR, Hampton, 2003
18 **Snyder, Loren**, QB, Northern Colorado, 1987
54 **Solomon, Jesse**, LB, Florida State, 1989-90
46 **Solomon, Roland**, S, Utah, 1980
45 **Solwold, Mike**, TE, Wisconsin, 2001
20 **Sparks, Phillippi**, CB, Arizona State, 2000
96/98 **Spears, Marcus**, DE, Louisiana State, 2005-12
90 **Spellman, Alonzo**, DT, Ohio State, 1999-00
93 **Spencer, Anthony**, LB, Purdue, 2007-14
37 **Spillman, C.J.**, S, Marshall, 2014
80 **Spivey, Sebron**, WR, Southern Illinois, 1987

- 55 **Spradlin, Danny**, LB, Tennessee, 1981-82
 20 **Spring, Ron**, RB, Ohio State, 1979-84
 15 **Spurlock, Micheal**, WR, Mississippi, 2013
 65 **Stalls, Dave**, DE, Northern Colorado, 1977-79
 86 **Stanback, Isaiah**, WR, Washington, 2007-08
 12 **Staubach, Roger**, QB, Navy, 1969-79
 56 **Steele, Markus**, LB, Southern California, 2001-03
 81/82 **Steele, Robert**, WR, Northern Alabama, 1978
 79/77 **Stephens, Larry**, DE, Texas, 1963-67
 70/53 **Stepnoski, Mark**, G/C, Pittsburgh, 1989-94, 1999-01
 28 **Stewart, Curtis**, RB, Auburn, 1989
 64 **Stewart, Daleroy**, DT, Southern Miss, 2002-04
 40 **Stiger, Jim**, RB, Washington, 1963-65
 83 **Still, Bryan**, WR, Virginia Tech, 1999
 56 **Stincic, Tom**, LB, Michigan, 1969-71
 5 **Stoerner, Clint**, QB, Arkansas, 2000-02
 31 **Stokes, Sim**, WR, Northern Arizona, 1967
 36 **Stone, Daren**, S, Maine, 2008
 65 **Stone, Ron**, T, Boston College, 1993-95
 18 **Stoudt, Cliff**, QB, Youngstown St., 1990-91
 24 **Stoutmire, Omar**, S, Fresno State, 1997-98
 82 **Stowe, Otto**, WR, Iowa State, 1973
 15 **Street, Devin**, WR, Pittsburgh, 2014-15
 96 **Stubbs, Daniel**, DE, Miami, Fla., 1990-91
 30 **Studstill, Darren**, S, West Virginia, 1994
 90 **Sturgis, Oscar**, DE, North Carolina, 1995
 40 **Strayhorn, Les**, RB, East Carolina, 1973-74
 55 **Strickland, Fred**, LB, Purdue, 1996-98
 87 **Stynchula, Andy**, DE, Penn State, 1968
 4 **Sualua, Nicky**, FB, Ohio State, 1997-98
 4 **Suishan, Shaun**, K, Bowling Green, 2005-06, 2009
 72 **Sullivan, Mike**, T, Miami, Fla., 1991
 51/57 **Swan, Russ**, LB, Virginia, 1987
 19 **Sweeney, Kevin**, QB, Cal. St. Fresno, 1987-88
 87 **Swaim, Geoff**, TE, Texas, 2015
 80 **Swinton, Reggie**, WR, Murray State, 2001-03

- T**
 71/72 **Talbert, Don**, DE/OT, Texas, 1962, 1965, 1971
 34 **Tanner, Phillip**, RB, Middle Tennessee State, 2011-13
 25 **Tautalatasi, Junior**, RB, Washington State, 1989
 36 **Taylor, Tony**, RB, Northwestern Louisiana, 2001
 30/31 **Teague, George**, S, Alabama, 1996, 1998-01
 89 **Tennell, Derek**, TE, UCLA, 1992
 16 **Testaverde, Vinny**, QB, Miami, Fla., 2004
 32 **Thomas, Anthony**, RB, Michigan, 1999
 27 **Thomas, Bill**, RB, Boston College, 1972
 32 **Thomas, Blair**, RB, Penn State, 1994
 51 **Thomas, Broderick**, LB, Nebraska, 1996-98
 41 **Thomas, Dave**, CB, Tennessee, 1993-94
 33 **Thomas, Duane**, RB, West Texas State, 1970-71
 37 **Thomas, Ike**, CB, Bishop, 1971
 26 **Thomas, Josh**, CB, Buffalo, 2015
 59/44 **Thomas, Robert**, LB/FB, Henderson State, 1998-02
 55 **Thomas, Zach**, LB, Texas Tech, 2008
 27 **Thompson, Broderick**, G, Kansas, 1985
 28 **Thompson, Tyson**, RB, San Jose State, 2005-07
 87 **Thorn, Andy**, TE, Northern Iowa, 2006
 77 **Thornton, Bruce**, DL, Illinois, 1979-81
 25 **Thornton, Bruce**, CB, Georgia, 2004
 53 **Thornton, Kalen**, LB, Texas, 2004-05
 32 **Thurman, Dennis**, DB, Southern California, 1978-85
 59 **Timmer, Kirk**, LB, Montana State, 1987
 98 **Tippins, Ken**, LB, Middle Tennessee St., 1989
 63 **Titensor, Glen**, G, Brigham Young, 1981-86, 1988
 53/50 **Tolbert, Brandon**, LB, Georgia, 1998-00
 62/92 **Tolbert, Tony**, DL, Texas-El Paso, 1989-97
 67 **Toomay, Pat**, DE, Vanderbilt, 1970-74
 56 **Toomer, Korey**, LB, Idaho, 2014
 71 **Townes, Willie**, DE, Tulsa, 1966-68
 27 **Tremble, Greg**, S, Georgia, 1995
 87 **Truax, Billy**, TE, Louisiana State, 1971-73
 50 **Tubbs, Jerry**, LB, Oklahoma, 1960-67
 87 **Tucker, Jason**, WR, Texas Christian, 1999-00
 69 **Tucker, Ross**, G, Princeton, 2002
 77 **Tucker, Torrin**, T, Southern Mississippi, 2003-05
 71 **Tuinei, Mark**, OT/DL, Hawaii, 1983-97
 23 **Turbin, Robert**, RB, Utah State, 2015
 57 **Turner, Jimmie**, LB, Presbyterian, 1984

U

- 93 **Ulufale, Mike**, DT, Brigham Young, 1996
 91 **Underwood, Dimitrios**, DL, Michigan State, 2000-01

V

- 91 **Vanderbeek, Matt**, LB/DE, Michigan State, 1993-94
 13 **Vanderjagt, Mike**, K, West Virginia, 2006
 30 **Van Raaphorst, Dick**, K, Ohio State, 1964
 10 **Vaughan, Dustin**, QB, West Texas A&M, 2014
 37 **Vaughn, Lee**, DB, Wyoming, 1997
 56 **Vega, Jason**, DE, Northeastern, 2013
 76 **Veingrad, Alan**, OL, E. Texas St., 1991-92
 47 **Vickers, Lawrence**, FB, Colorado, 2012
 11 **Villanueva, Danny**, P/K, New Mexico State, 1965-67
 78 **Vollers, Kurt**, T, Notre Dame, 2002-04

W

- 95 **Walen, Mark**, DT, UCLA, 1987-88
 65 **Walker, Casey**, DT, Oklahoma, 2015
 23 **Walker, Frank**, CB, Tuskegee, 2011
 67 **Walker, Gary**, OL, Boston University, 1987
 34 **Walker, Herschel**, RB, Georgia, 1986-89, 1996-97
 57 **Walker, Louie**, LB, Colorado State, 1974
 57 **Walker, Malcolm**, C, Rice, 1966-69
 71 **Wallace, Rodney**, G/T, New Mexico, 1971-73
 24 **Walls, Everson**, CB, Grambling, 1981-89
 3 **Walsh, Steve**, QB, Miami, Fla., 1989-90
 59 **Walter, Mike**, LB, Oregon, 1983
 71 **Walter, Tyson**, OL, Ohio State, 2002-04
 78 **Walton, Bruce**, G, UCLA, 1973-75
 87 **Ward, Dedric**, WR, Northern Iowa, 2004
 94 **Ware, DeMarcus**, LB, Troy, 2005-13
 89 **Ware, Derek**, TE, Central Oklahoma, 1996
 42 **Warren, Chris**, RB, Ferrum, 1998-00
 5 **Warren, John**, P, Tennessee, 1983-84
 31 **Washington, Chauncey**, RB, Southern California, 2009, 2011
 37 **Washington, James**, S, UCLA, 1990-94
 46 **Washington, Mark**, CB, Morgan State, 1970-78
 64 **Waters, Brian**, G, North Texas, 2013
 41 **Waters, Charlie**, DB, Clemson, 1970-78, 1980-81
 83 **Watkins, Kendall**, TE, Mississippi State, 1995
 25 **Watkins, Patrick**, S, Florida State, 2006-09
 56 **Watson, Dekoda**, LB, Florida State, 2014
 94 **Watts, Randy**, DE, Catawba, 1987
 33 **Wayt, Russell**, LB, Rice, 1965
 96 **Weatherington, Colston**, DE, Central Missouri State, 2002
 20 **Webb, B.W.**, CB, William & Mary, 2013
 3 **Weeden, Brandon**, QB, Oklahoma State, 2014-15
 75 **Weems, Darriion**, T, Oregon, 2012-15
 42 **Welch, Claxton**, RB, Oregon, 1969-71
 66 **Wells, Norm**, G, Northwestern, 1980
 65 **Westberry, Gary**, C, Hampton, 1987
 30 **Westbrook, Bryant**, CB, Texas, 2002
 46/82/83/81 **Whalen, James**, TE, Kentucky, 2000-03
 30 **Wheaton, Kenny**, CB, Oregon, 1997-99
 65/70 **White, Bob**, OL, Rhode Island, 1987-89
 92 **White, Chris**, DE, Southern, 2000
 23 **White, Corey**, CB, Samford, 2015
 11 **White, Danny**, QB/P, Arizona State, 1976-88
 37 **White, Gerald**, FB, Michigan, 1987
 27 **White, Marvin**, S, Texas Christian, 2009
 54 **White, Randy**, DT/LB, Maryland, 1975-88
 42 **Whitfield, A.D.**, RB, North Texas, 1965
 13 **Whitehead, Lucky**, WR, Florida Atlantic, 2015
 53 **Whittingham, Fred**, LB, Cal. Poly SLO, 1969
 12/10 **Widby, Ron**, P, Tennessee, 1968-71
 78 **Widell, Dave**, T, Boston College, 1988-89
 27 **Wilcox, J.J.**, S, Georgia Southern, 2013-15
 51 **Wilber, Kyle**, LB, Wake Forest, 2012-15
 65 **Wilbur, John**, T, Stanford, 1966-69
 75 **Wiley, Marcellus**, DE, Columbia, 2004
 32 **Wiley, Michael**, RB, Ohio State, 2000-02
 59 **Williams, Brandon**, LB, Texas Tech, 2010
 42/25 **Williams, Charlie**, S, Bowling Green, 1995-00
 79 **Williams, Erik**, T, Central (OH) State, 1991-00
 58 **Williams, Jason**, LB, Western Illinois, 2009-10
 36 **Williams, Joe**, RB, Wyoming, 1971
 78 **Williams, John**, FB, Wisconsin, 1985
 85 **Williams, Kevin**, WR, Miami, Fla., 1993-96

52 Williams, Leon, LB, Miami, 2010
89 Williams, Randal, WR, New Hampshire, 2001-04
23 Williams, Robert, CB, Baylor, 1987-93
31 Williams, Roy, S, Oklahoma, 2002-08
11 Williams, Roy, WR, Texas, 2008-10
20 Williams, Sherman, RB, Alabama, 1995-99
80 Williams, Stepfret, WR, Northeast Louisiana, 1996-97
10 Williams, Teddy, WR, Texas-San Antonio, 2010
83 Williams, Terrance, WR, Baylor, 2013-15
28 Williams, Trey, RB, Texas A&M, 2015
86 Williams, Tyrone, WR, Western Ontario, 1993
37 Williams, Tyrone, CB, Nebraska, 2004
1 Willis, Ken, K, Kentucky, 1990-91
98 Willis, Mitch, DT, Southern Methodist, 1990
57 Wilson, Damien, LB, Minnesota, 2015
56 Wilson, Martez, DE, Illinois, 2013
42 Wilson, Robert, FB, Texas A&M, 1994
81/45 Wilson, Steve, WR/CB, Howard, 1979-81
11/18 Wilson, Wade, QB, East Texas State, 1995-97
84 Wisener, Gary, WR, Baylor, 1960
48 Witherspoon, Terry, FB, Clemson, 2001
82 Witten, Jason, TE, Tennessee, 2003-15

28 Woodson, Darren, S, Arizona State, 1992-03
45 Woolsey, Rolly, DB, Boise State, 1975
57 Wortham, Barron, LB, Texas-El Paso, 2000
81 Wright, Alexander, WR, Auburn, 1990-92
2 Wright, Anthony, QB, South Carolina, 2000-01
15 Wright, Brad, QB, New Mexico, 1982
41 Wright, Charles, DB, Tulsa, 1988
85/70 Wright, Rayfield, TE/T, Fort Valley State, 1967-79
73 Wright, Steve, T, Northern Iowa, 1981-82
92 Wynn, Jarius, DE, Georgia, 2013

Y
78 Youmans, Maury, DE, Syracuse, 1964-65
30 Young, Charles, RB, North Carolina State, 1974-76
75 Young, Ryan, T, Kansas State, 2003
76 Young, Sam, T, Notre Dame, 2010

Z
93 Zellner, Peppi, DE, Fort Valley State, 1999-02
6 Zendejas, Luis, K, Arizona State, 1987-89
62 Zentic, Mike, C, Oklahoma State, 1987
76 Zimmerman, Jeff, G, Florida, 1987-90

Cowboys All-Time Roster by Number

1
Herrera, Efen, K, 1974, 1976-77
Septien, Rafael, K, 1978-86
Brady, Kerry, K, 1987
Willis, Ken, K, 1990-91
McBriar, Mat, P, 2004-11

2
Elliott, Lin, K, 1992-93
Wright, Anthony, QB, 2000-01
Cortez, Jose, K, 2005
Brown, Kris, K, 2011
Moorman, Brian, P, 2012

3
Miller, Jim, P, 1983-84
Walsh, Steve, QB, 1989-90
Murray, Eddie, K, 1993, 1999
Cunningham, Richie, K, 1997-99
Cundiff, Billy, K, 2002-05
Kitna, Jon, QB, 2009-11, 2013
Weeden, Brandon, QB, 2014-15

4
Saxon, Mike, P, 1985-92
Gowin, Toby, P, 1997-99, 2003
Norr, Micah, P, 2000-02
Suisham, Shaun, K, 2005-06, 2009

5
Warren, John, P, 1983-84
Stoerner, Clint, QB, 2000-02
Bollinger, Brooks, QB, 2008
Bailey, Dan, K, 2011-15

6
Zendejas, Luis, K, 1987-89
Seder, Tim, K, 2000-01
Folk, Nick, K, 2007-09
Jones, Chris, P, 2011-15

7
Beuerlein, Steve, QB, 1991-92
Millen, Hugh, QB, 1993
Cunningham, Randall, QB, 2000
Hutchinson, Chad, QB, 2002-03
Henson, Drew, QB, 2004-05
Gramatica, Martin, K, 2006
McGee, Stephen, QB, 2009-11
Showers, Jameill, QB, 2015

8
Sawyer, Buzz, P, 1987
Aikman, Troy, QB, 1989-00

9
Hoopes, Mitch, P, 1975
Ruzek, Roger, K, 1987-89
Kupp, Craig, QB, 1991
Peete, Rodney, QB, 1994
Gonzalez, Daniel, QB, 1998
Hilbert, Jon, K, 2001
Romo, Tony, QB, 2003-15

10
Widby, Ron, P, 1968-71
(Widby also wore #12)
Carrell, Duane, P, 1974
Collier, Reggie, QB, 1986
Armstrong, Jimmy, DB, 1987
(Armstrong also wore #35)
Secules, Scott, QB, 1988
Hodson, Tommy, QB, 1994
Baker, Jon, K, 1995
Cantrell, Barry, P, 2000
Filipovic, Filip, P, 2002
Williams, Teddy, WR, 2010
Vaughan, Dustin, QB, 2014

11
Heinrich, Don, QB, 1960
Humphrey, Buddy, QB, 1961
Gibbs, Sonny, QB, 1963
Villanueva, Danny, P/K, 1965-67
Belden, Bob, QB, 1969-70
White, Danny, QB/P, 1976-88
Wilson, Wade, QB, 1995-97
(Wilson also wore #18)
Quinn, Mike, QB, 1998-99
Bledsoe, Drew, QB, 2005-06
Williams, Roy, WR, 2008-10
Owusu-Ansah, Akwasi, S, WR, 2010
(Owusu-Ansah also wore #27)
Beasley, Cole, WR, 2012-15

12
Roach, John, QB, 1964
Widby, Ron, P, 1968-71
(Widby also wore #10)
Staubach, Roger, QB, 1969-79

13
Rhyme, Jerry, QB, 1965-68
Vanderjagt, Mike, K, 2006
Armstrong, Anthony, WR, 2012
Whitehead, Lucky, WR, 2015

14
LeBaron, Eddie, QB, 1960-63
Morton, Craig, QB, 1965-74
Hogeboom, Gary, QB, 1980-85
McDonald, Paul, QB, 1986-87
Austin, Miles, WR, 2006-13
(Austin also wore #19)
Johnson, Brad, QB, 2007-08
Greisen, Chris, QB, 2010, 2011
Smith, Rodney, WR, 2015

15
Fritsch, Toni, K, 1971-73, 1975
Wright, Brad, QB, 1982
Burbage, Cornell, WR, 1987-89
(Burbage also wore #89 and #82)
Laufenberg, Babe, QB, 1989-90
Johnson, Manuel, WR, 2010
Holmes, Andre, WR, 2011-12
Spurlock, Micheal, WR, 2013
Street, Devin, WR, 2014-15

16
Pelluer, Steve, QB, 1984-88
Hodge, Damon, WR, 2000
Leaf, Ryan, QB, 2001
Testaverde, Vinny, QB, 2004
Holley, Jesse, WR, 2010-11
Cassel, Matt, QB, 2015

17
Meredith, Don, QB, 1960-68
Clark, Mike, K, 1968-71, 1973
(Clark also wore #83)
Carmichael, Harold, WR, 1984
Garrett, Jason, QB, 1993-99
Carter, Quincy, QB, 2001-03
Hard, Sam, WR, 2006-10
Harris, Dwayne, WR, 2011-14
Moore, Kellen, QB, 2015

18
Lothridge, Billy, P/QB, 1964
Carano, Glenn, QB, 1977-83

Snyder, Loren, QB, 1987
 Stoudt, Cliff, QB, 1990-91
 Kosar, Bernie, QB, 1993
 Boniol, Chris, K, 1994-96
 Wilson, Wade, QB, 1995-97
 (Wilson also wore #11)
 Copper, Terrance, WR, 2004-05
 Buehler, David, K, 2009-11
 Orton, Kyle, QB, 2012-13

19

Rentzel, Lance, WR, 1967-70
 Alworth, Lance, WR, 1971-72
 Longley, Clint, QB, 1974-75
 Sweeney, Kevin, QB, 1987-88
 Jett, John, P, 1993-96
 Johnson, Keyshawn, WR, 2004-05
 Austin, Miles, WR, 2006-13
 (Austin also wore #14)
 Butler, Brice, WR, 2015

20

Bercich, Bob, S, 1960-61
 Overton, Jerry, S, 1963
 Renfro, Mel, DB/RB, 1964-77
 Springs, Ron, RB, 1979-84
 Livingston, Bruce, DB, 1987
 Horton, Ray, S, 1989-92
 Williams, Sherman, RB, 1995-99
 Kaiser, Jason, S, 1999
 Sparks, Philippi, CB, 2000
 Ross, Derek, CB, 2002-03
 (Ross also wore #21)
 Anderson, Richie, RB, 2003-04
 Pile, Willie, S, 2005
 Ball, Alan, CB, 2007-11
 Coe, Michael, CB, 2012
 Webb, B.W., CB, 2013
 Patmon, Tyler, CB, 2014-15
 (Patmon also wore #26)
 McCadden, Darren, RB, 2015

21

Gregory, Glynn, WR/DB, 1961-62
 Daniels, Dick, S, 1966-68
 (Daniels also wore #45)
 Parks, Billy, WR, 1972
 Dennison, Doug, RB, 1974-78
 Howard, Carl, CB, 1984
 Adams, David, RB, 1987
 Higgs, Mark, RB, 1988
 Dixon, James, WR/RB, 1993-91
 (Dixon also wore #86)
 Brice, Alundis, CB, 1995-96
 (Brice also wore #23 and #29)
 Sanders, Deion, CB/WR, 1995-99
 Scott, Lynn, S, 2001-05
 (Scott also wore #38)
 Ross, Derek, CB, 2002-03
 (Ross also wore #20)
 Jones, Julius, RB, 2004-07
 Jones, Adam, CB, 2008
 Jenkins, Mike, CB, 2008-12
 (Jenkins also wore #31)
 Randle, Joseph, RB, 2013-15
 Mitchell, Terrance, CB, 2015

22

Butler, Bill, S, 1960
 Bullocks, Amos, RB, 1962-64
 Hayes, Bob, WR, 1965-74
 Manning, Wade, CB, 1979
 Peoples, George, RB, 1982
 Scott, Victor, DB, 1984-88
 Smith, Emmitt, RB, 1990-02

23

Lewis, Woodley, WR, 1960
 Johnson, Mike, CB, 1966-69
 Adkins, Margene, WR, 1970-71
 Montgomery, Mike, RB/WR, 1972-73
 Jones, James, RB, 1980-82, 1984-85
 Holloway, Johnny, CB, 1986
 Williams, Robert, CB, 1987-93
 Bailey, Robert, CB, 1995
 Brice, Alundis, CB, 1995-96
 (Brice also wore #21 and #29)
 Frazier, Derrick, CB, 1996
 Mathis, Kevin, CB, 1997-99
 Goodrich, Dwayne, CB, 2000-02
 Cason, Aveion, RB, 2003
 Oglesby, Evan, CB, 2007
 Choice, Tashard, RB, 2008-11
 Morris, Sammy, RB, 2011
 Lewis, LeQuan, CB, 2012
 Agnew, Vince, CB, 2012
 Hamilton, Jakar, S, 2013-14
 White, Corey, CB, 2015
 Turbin, Robert, RB, 2015

24

Moody, Jim, CB, 1960
 Smith, J.D., RB, 1965-66
 Homan, Dennis, WR, 1968-70
 Blackwell, Alois, RB, 1978-79
 Walls, Everson, CB, 1981-89
 Brown, Larry, CB, 1991-95, 1998
 (Brown also wore #34)
 Harper, Roger, S, 1996
 Stoutmire, Omar, S, 1997-98
 Adams, Vashone, S, 1999
 Dixon, Tony, S, 2001-05
 (Dixon also wore #25)
 Barber III, Marion, RB, 2005-10
 Fiammetta, Tony, FB, 2011
 Claiborne, Morris, CB, 2012-15

25

Mathews, Ray, WR, 1960
 Nolan, Dick, S, 1962
 Norton, Jerry, S, 1962
 McDonald, Tommy, WR, 1964
 Logan, Obert, S, 1965-66
 Shy, Les, RB, 1966-69
 (Shy also wore #46)
 Kyle, Aaron, CB, 1976-79
 Hill, Rod, CB, 1982-83
 Tautalatasi, Junior, RB, 1989
 Lassic, Derrick, RB, 1993-94
 Case, Scott, S, 1995
 Williams, Charlie, S, 1995-00
 (Williams also wore #42)
 Jones, Jermaine, CB, 2002
 Powell, Jemeel, CB, 2003
 Thornton, Bruce, CB, 2004
 Dixon, Tony, S, 2001-05
 (Dixon also wore #24)
 Watkins, Patrick, S, 2006-09
 Walker, Frank, CB, 2011
 Dunbar, Lance, RB, 2012-15

26

Dial, Buddy, WR, 1964-66
 Adderley, Herb, CB, 1970-72
 Pearson, Preston, RB, 1975-80
 Downs, Michael, S, 1981-88
 Palmer, Paul, RB, 1989
 Smith, Kevin, CB, 1992-99
 Sanchez, Jeff, CB, 2003
 Davison, Andrew, CB, 2003
 Glenn, Aaron, CB, 2005-06
 Hamlin, Ken, S, 2007-09
 Elam, Abram, S, 2006, 2011
 (Elam also wore #37)

Peprah, Charlie, S, 2012
 Allen, Will, S, 2013
 Moore, Sterling, S, 2012, 2013-14
 (Moore also wore #30)
 Patmon, Tyler, CB, 2014-15
 (Patmon also wore #20)
 Thomas, Josh, CB, 2015

27

Gaechter, Mike, S, 1962-69
 Thomas, Bill, RB, 1972
 Fellows, Ron, CB, 1981-86
 Haynes, Tommy, S, 1987
 Richards, Curvin, RB, 1991-92
 Everett, Thomas, S, 1992-93
 (Everett also wore #31)
 Tremble, Greg, S, 1995
 Mobley, Singor, S, 1997-99
 Ewardes, Mario, CB, 2000-03
 George, Eddie, RB, 2004
 Brown, Courtney, S, 2007-08
 White, Marvin, S, 2009
 Gordon, Cletis, CB, 2009
 Owusu-Ansah, Akwasi, S, WR, 2010
 (Owusu-Ansah also wore #11)
 Frampton, Eric, S, 2012
 Wilcox, J.J., S, 2013-15

28

Granger, Norm, RB, 1984
 Blount, Alvin, RB, 1987
 Stewart, Curtis, RB, 1989
 Woodson, Darren, S, 1992-03
 Thompson, Tyson, RB, 2005-07
 Jones, Felix, RB, 2008-12
 Williams, Trey, RB, 2015

29

Lavette, Robert, RB, 1985-87
 Green, Alex, CB, 1987
 (Green also wore #48)
 Johnson, Undra, RB, 1989
 Gant, Kenneth, CB, 1990-94
 Brice, Alundis, CB, 1995-96
 (Brice also wore #21 and #23)
 Billups, Terry, CB, 1998
 Akins, Chris, S, 1999-00
 Myers, Greg, S, 2000
 Dantzier, Woodrow, RB, 2002
 Murrell, Adrian, RB, 2003
 Bates, Michael, WR/KR, 2003
 Davis, Keith, S, 2002, 2004-08
 (Davis also wore #40)
 Murray, DeMarco, RB, 2011-14
 Olatoye, Deji, CB, 2015

30

Dowdle, Mike, RB/LB, 1960-62
 Van Raaphorst, Dick, K, 1964
 Reeves, Dan, RB/QB, 1965-72
 Young, Charles, RB, 1974-76
 Newsome, Timmy, RB, 1980-88
 Holt, Issiac, CB, 1989-92
 Studstill, Darren, S, 1994
 Teague, George, S, 1996, 1998-01
 (Teague also wore #31)
 Wheaton, Kenny, CB, 1997-99
 Riley, Earl, S, 2000
 Westbrook, Bryant, CB, 2002
 Frazier, Lance, CB, 2004
 Coleman, Alonzo, RB, 2008
 Rossum, Allen, CB, 2009
 Washington, Chauncey, RB, 2009, 2011
 (Washington also wore #31)
 Moore, Sterling, S, 2012, 2013-14
 (Moore also wore #26)
 Michael, Christine, RB, 2015

31

Cone, Fred, K, 1960
Marsh, Amos, RB, 1961-64
Stokes, Sim, WR, 1967
Brown, Otto, DB, 1969
Richardson, Gloster, WR, 1971
Barnes, Benny, DB, 1972-82
Allen, Gary, RB, 1983-84
Hill, Bill, CB, 1987
Owens, Billy, DB, 1988
Everett, Thomas, S, 1992-93
(Everett also wore #27)
Marion, Brock, S, 1993-97
Teague, George, S, 1996, 1998-01
(Teague also wore #30)
Williams, Roy, S, 2002-08
(Williams also wore #38)
Jenkins, Mike, CB, 2008-12
(Jenkins also wore #21)
Washington, Chauncey, RB, 2009, 2011
(Washington also wore #30)
Butler, Mario, CB, 2012
Pellerin, Micah, S, 2013, 2014
Jones, Byron, CB, 2015

32

Franckhauser, Tom, CB, 1960-61
Garrison, Walt, RB, 1966-74
Thurman, Dennis, DB, 1978-85
Jackson, Tim, S, 1989
Highsmith, Alonzo, FB, 1990-91
Thomas, Blair, RB, 1994
Hughes, Tyrone, CB, 1998
Wiley, Michael, RB, 2000-02
Lee, ReShard, RB, 2004
Thomas, Anthony, RB, 2005
Coleman, Marcus, S, 2006
Crockett, Zack, RB, 2007
Scandrick, Orlando, CB, 2008-15

33

Babb, Gene, LB/RB, 1960-61
Hayes, Wendell, RB, 1963
Wayt, Russell, LB, 1965
Thomas, Duane, RB, 1970-71
Pinder, Cyril, RB, 1973
Percival, Mac, K, 1974
Dorsett, Tony, RB, 1977-87
Brown, Eric, DB, 1989
Smith, Timmy, RB, 1990
Bell, Jason, CB, 2001
Jones, Nathan, CB, 2004-07
Greenwood, Chris, CB, 2013

34

Doelling, Fred, S, 1960
Douglas, Merrill, RB, 1961
Green, Cornell, DB, 1962-74
Mitchell, Aaron, CB, 1979-80
Hunter, Monty, S, 1982
Walker, Herschel, RB, 1986-89, 1996-97
Agee, Tommie, FB, 1990-94
Brown, Larry, CB, 1991-95, 1998
(Brown also wore #24)
Lester, Tim, FB, 1999
Martin, Jamar, FB, 2002-03
Parrish, Tony, S, 2006
Anderson, Deon, FB, 2007-09
Tanner, Phillip, RB, 2011-13

35

Kowalczyk, Walt, RB, 1960
Lockett, J.W., RB, 1961-62
Gent, Pete, WR/TE, 1964-68
Hill, Calvin, RB, 1969-74
Laidlaw, Scott, RB, 1975-79
McSwain, Chuck, RB, 1983-84

Armstrong, Jimmy, DB, 1987
(Armstrong also wore #10)
Scott, Kevin, RB, 1989
Davis, Wendell, CB, 1996-99
Chancey, Robert, RB, 1999
Hambrick, Troy, RB, 2000-03
(Hambrick also wore #42)
McKie, Jason, FB, 2002
Reeves, Jacques, CB, 2004-07
Battle, Tra, S, 2008
Miller, Lonyae, RB, 2010

36

Bielski, Dick, TE, 1960-61
Williams, Joe, RB, 1971
Brinson, Larry, RB, 1977-79
Albritton, Vince, S/LB, 1984-91
Ross, Dominique, RB, 1995-96
Smith, Tarik, RB, 1998-99
Taylor, Tony, RB, 2001
Barnes, Darian, FB, 2004
Butler, Quincy, CB, 2006, 2008
Stone, Darren, S, 2008
Hamlin, Michael, S, 2009-10
Sendejo, Andrew, S, 2010
Silva, Mana, S, 2011-12

37

Dunn, Perry Lee, RB, 1964-65
Clark, Phil, DB, 1967-69
Thomas, Ike, CB, 1971
Morgan, Dennis, RB, 1974
Jensen, Jim, RB, 1976
White, Gerald, FB, 1987
Washington, James, S, 1990-94
Vaughn, Lee, DB, 1997
Williams, Tyrone, CB, 2004
Elam, Abram, S, 2006, 2011
McCann, Bryan, CB, 2010-11
Johnson, Matt, S, 2012-13
Spillman, C.J., S, 2014

38

Baker, Sam, P/K, 1962-63
Williams, John, FB, 1985
Francis, Ron, CB, 1987-90
Hall, Chris, S, 1993
Lang, David, RB, 1995
Hawthorne, Duane, CB, 1999-02
Scott, Lynn, S, 2001-05
(Scott also wore #21)
Williams, Roy, S, 2002-08
(Williams also wore #31)
Heath, Jeff, S, 2013-15

39

Jones, E.J., RB, 1987
Sargent, Broderick, FB, 1989
Perryman, Robert, FB, 1990
Smith, Donald, S, 1991
Gainer, Derrick, RB, 1992-93
Neufeld, Ryan, FB, 1999
Polite, Lousaka, FB, 2004-06
Carr, Brandon, CB, 2012-15

40

Harris, Jim, S, 1961
Stiger, Jim, RB, 1963-65
Conrad, Bobby Joe, WR, 1969
Strayhorn, Les, RB, 1973-74
Hurt, Eric, CB, 1980
Bates, Bill, S, 1983-97
Davis, Keith, S, 2002, 2004-08
(Davis also wore #29)
McCray, Danny, S, 2010-13, 2015

41

Livingston, Warren, CB, 1961-66
Waters, Charlie, DB, 1970-78, 1980-81

Coleman, Anthony, DB, 1987
Wright, Charles, DB, 1988
Thomas, Dave, CB, 1993-94
Larrimore, Kareem, CB, 2000-01
Dennis, Pat, CB, 2001
Newman, Terence, CB, 2003-11

42

McIlhenny, Don, RB, 1960-61
Ridlon, Jim, S, 1963-64
Whitfield, A.D., RB, 1965
Welch, Claxton, RB, 1969-71
Hughes, Randy, S, 1975-80
Easmon, Ricky, DB, 1985
Clack, Darryl, RB, 1986-89
Smagala, Stan, DB, 1990-91
Wilson, Robert, FB, 1994
Williams, Charlie, S, 1995-00
(Williams also wore #25)
Warren, Chris, RB, 1998-05
Hambrick, Troy, RB, 2000-03
(Hambrick also wore #35)
Henry, Anthony, CB, 2005-08
Church, Barry, S, 2010-15

43

Perkins, Don, RB, 1961-68
Harris, Cliff, S, 1970-79
Patterson, Elvis, CB, 1993
Briggs, Greg, S, 1995
Reese, Izell, S, 1998-01
Sensabaugh, Gerald, S, 2009-12

44

Bishop, Don, CB, 1960-65
Newhouse, Robert, FB, 1972-83
Gowdy, Cornell, DB, 1986
Courville, Vince, WR, 1987
(Courville also wore #81)
Brooks, Michael, S, 1990
Coleman, Lincoln, RB, 1993-94
Thomas, Robert, LB/FB, 1998-02
(Thomas also wore #59)
Hannah, Rodney, TE, 2008
Gronkowski, Chris, FB, 2010
Clutts, Tyler, FB, 2013-15

45

Dupre, L.G., RB, 1960-61
Daniels, Dick, S, 1966-68
(Daniels also wore #21)
Flowers, Richmond, S, 1969-71
Robinson, Larry, RB, 1973
Woolsey, Rolly, DB, 1975
Wilson, Steve, WR/CB, 1979-81
(Wilson also wore #81)
Hendrix, Manny, CB, 1986-91
Sualua, Nicky, FB, 1997-98
Solwold, Mike, TE, 2001
Chapas, Shaun, FB, 2011
Smith, Rod, RB, 2015

46

Shy, Les, RB, 1966-69
(Shy also wore #25)
Baynham, Craig, RB, 1967-69
Washington, Mark, CB, 1970-78
Solomon, Roland, S, 1980
Fowler, Todd, FB, 1985-88
Blake, Ricky, RB, 1991
Fishback, Joe, S, 1993-94
Whalen, James, TE, 2000-03
(Whalen also wore #81, #82, #83)
Bickerstaff, Erik, RB, 2003
Condo, Jon, LS, 2005
Hoyte, Oliver, FB/LB, 2006-07
(Hoyte also wore #53)

47

Moegle, Dick, S, 1961
 Clinkscale, Dextor, S, 1980, 1982-85
 Scott, Chuck, WR, 1987
 Holmes, Clayton, CB, 1992-95
 McNeil, Ryan, CB, 2000
 Hunter, Pete, CB, 2002-04
 Vickers, Lawrence, FB, 2012

48

Green, Alex, CB, 1987
 (Green also wore #29)
 Johnston, Daryl, FB, 1989-99
 Witherspoon, Terry, FB, 2001
 Barrow, Micheal, LB, 2005

49

Dean, Kent, TE, 1988
 Huggins, Johnny, TE, 2001
 Pierce, Brett, TE, 2004-05
 (Pierce also wore #88)

50

Tubbs, Jerry, LB, 1960-67
 Lewis, D.D., LB, 1968, 1970-81
 Rohrer, Jeff, LB, 1982-87
 Hendrickson, Steve, LB, 1989
 (Hendrickson also wore #58)
 Harper, Dave, LB, 1990
 Brownlow, Darrick, LB, 1991, 1994
 (Brownlow also wore #59)
 Abrams, Bobby, LB, 1992-93
 Shiver, Clay, C, 1996-98
 Tolbert, Brandon, LB, 1998-00
 (Tolbert also wore #53)
 Brooks, Jamal, LB, 2001-03
 Fujita, Scott, LB, 2005
 Ayodele, Akin, LB, 2006-07
 (Ayodele also wore #51)
 Rogers, Justin, LB, 2007-08
 Lee, Sean, LB, 2010-15

51

Braatz, Tom, LB, 1960
 Hoyem, Lynn, C/G, 1962-63
 Manders, Dave, C, 1964-66, 1968-74
 Dickerson, Anthony, LB, 1980-84
 Jones, Dale, LB, 1987
 Swan, Russ, LB, 1987
 (Swan also wore #57)
 Norton, Ken, LB, 1988-93
 Thomas, Broderick, LB, 1996-98
 Adams, Keith, LB, 2001-02
 (Adams also wore #53)
 Hardy, Kevin, LB, 2002
 Singleton, Al, LB, 2003-06
 Ayodele, Akin, LB, 2006-07
 (Ayodele also wore #50)
 Brooking, Keith, LB, 2009-11
 Wilber, Kyle, LB, 2012-15

52

Hansen, Wayne, LB, 1960
 Edwards, Dave, LB, 1963-75
 Eidson, Jim, G/C, 1976
 Shaw, Robert, C, 1979-81
 McLean, Scott, LB, 1983
 Cannon, Billy, LB, 1984
 Duliban, Chris, LB, 1987
 Hurd, Jeff, LB, 1987
 (Hurd also wore #58)
 Scott, Sean, LB, 1988
 Pruitt, Mickey, LB, 1991-92
 Schwantz, Jim, LB, 1994-96
 Coakley, Dexter, LB, 1997-04
 Johnson, Al, C, 2003-06
 (Johnson also wore #62)

Polk, Carlos, LB, 2008
 Williams, Leon, LB, 2010
 Connor, Dan, LB, 2012
 Durant, Justin, LB, 2013-14
 Gachkar, Andrew, LB, 2015

53

Connelly, Mike, C, 1960-67
 (Connelly also wore #54)
 Simmons, Dave, LB, 1968
 Whittingham, Fred, LB, 1969
 Babinecz, John, LB, 1972-73
 Breunig, Bob, LB, 1975-84
 Jax, Garth, LB, 1986-88
 Simmons, Victor, LB, 1987
 Elam, Onzy, LB, 1989
 Shannon, Randy, LB, 1989-90
 (Shannon also wore #94)
 Stepnoski, Mark, C, 1989-94, 1999-01
 (Stepnoski also wore #70)
 Donaldson, Ray, C, 1995-96
 Tolbert, Brandon, LB, 1998-00
 (Tolbert also wore #50)
 Adams, Keith, LB, 2001-02
 (Adams also wore #51)
 Thornton, Kalen, LB, 2004-05
 Glymph, Junior, LB, 2005-06
 (Glymph also wore #78)
 Hoyte, Oliver, FB/LB, 2006-07
 (Hoyte also wore #46)
 Octavien, Steve, LB, 2008-09
 Lawrence, Cameron, LB, 2013-14
 Nzeocha, Mark, LB, 2015

54

Connelly, Mike, C, 1960-67
 (Connelly also wore #53)
 Howley, Chuck, LB, 1961-73
 White, Randy, DT/LB, 1975-88
 Solomon, Jesse, LB, 1989-90
 Fieldings, Anthony, LB, 1995
 Hardy, Darryl, LB, 1995, 1997
 Hambrick, Darren, LB, 1998-01
 Cerqua, Marc, LB, 2001
 O'Neil, Keith, LB, 2003-04
 Caver, Quinton, LB, 2005
 Carpenter, Bobby, LB, 2006-09
 Cummings, Kenwin, LB, 2010
 Carter, Bruce, LB, 2011-14

55

Jordan, Lee Roy, LB, 1963-76
 Huther, Bruce, LB, 1977-80, 1983
 (Huther also wore #57)
 Spradlin, Danny, LB, 1981-82
 DeOssie, Steve, LB, 1984-88
 Flaherty, Harry, LB, 1987
 Del Rio, Jack, LB, 1989-91
 Jones, Robert, LB, 1992-95
 Strickland, Fred, LB, 1996-98
 Hall, Lemanski, LB, 1999
 Steele, Markus, LB, 2001-03
 Fowler, Ryan, LB, 2004-06
 Thomas, Zach, LB, 2008
 Albright, Alex, LB, 2011-12
 Jones, Edgar, DE, 2013
 McClain, Rolando, LB, 2014-15

56

Patera, Jack, LB, 1960-61
 Long, Bob, LB, 1962
 Hays, Harold, LB, 1963-67
 Stincic, Tom, LB, 1969-71
 Barnes, Rodrigo, LB, 1973-74
 Henderson, Thomas, LB, 1975-79
 Roe, Bill, LB, 1980
 Lockhart, Eugene, LB, 1984-90
 Roper, John, LB, 1993

Barnes, Reggie, LB, 1995
 Godfrey, Randall, LB, 1996-99
 Grant, Orantes, LB, 2000-01
 James, Bradie, LB, 2003-11
 McSurdy, Caleb, LB, 2012
 Vega, Jason, DE, 2013
 Wilson, Martez, DE, 2013
 Toomer, Corey, LB, 2014
 Dobbins, Tim, LB, 2014
 Watson, Dekoda, LB, 2014
 Smith, Keith, LB, 2014-15
 (Smith also wore #57)

57

Walker, Malcolm, C, 1966-69
 Keller, Mike, LB, 1972
 Walker, Louie, LB, 1974
 Davis, Kyle, C, 1975
 Huther, Bruce, LB, 1977-80, 1983
 (Huther also wore #55)
 King, Angelo, LB, 1981-83
 Turner, Jimmie, LB, 1984
 Burton, Ron, LB, 1987-89
 Swan, Russ, LB, 1987
 (Swan also wore #51)
 Smith, Vinson, LB, 1990-92, 1997
 Campos, Alan, LB, 1996
 Smith, Myron, LB, 1998
 Coryatt, Quentin, LB, 1999
 Wortham, Barron, LB, 2000
 Mackey, Louis, LB, 2001-02
 (Mackey also wore #58)
 Burnett, Kevin, LB, 2005-08
 Butler, Victor, LB, 2009-12
 Holloman, DeVonte, LB, 2013-14
 Smith, Keith, LB, 2014-15
 (Smith also wore #56)
 Wilson, Damien, LB, 2015

58

Peterson, Calvin, LB, 1974-75
 Hegman, Mike, LB, 1976-88
 Hurd, Jeff, LB, 1987
 (Hurd also wore #52)
 Hendrickson, Steve, LB, 1989
 (Hendrickson also wore #50)
 Edwards, Dixon, LB, 1991-95
 Hemsley, Nate, LB, 1997-99
 Bowden, Joe, LB, 2000
 Mackey, Louis, LB, 2001-02
 (Mackey also wore #57)
 Grau, Jeff, LS, 2002
 Shanle, Scott, LB, 2003-05
 Williams, Jason, LB, 2009-10
 Lemon, Orie, LB, 2012, 2013
 (Lemon also wore #98)
 Bosworth, Kyle, LB, 2013
 Anderson, James, LB, 2014
 Crawford, Jack, DE, 2014-15

59

Hutcherson, Ken, LB, 1974
 Capone, Warren, LB, 1975
 Brown, Guy, LB, 1977-82
 Walter, Mike, LB, 1983
 Penn, Jesse, LB, 1985-87
 Timmer, Kirk, LB, 1987
 Cobb, Garry, LB, 1988-89
 Brownlow, Darrick, LB, 1991, 1994
 (Brownlow also wore #50)
 Smith, Darrin, LB, 1993-96
 Thomas, Robert, LB/FB, 1998-02
 (Thomas also wore #44)
 Nguyen, Dat, LB, 1999-05
 Williams, Brandon, LB, 2010
 Sims, Ernie, LB, 2012-13
 Hitchens, Anthony, LB, 2014-15

60

Guy, Buzz, G, 1960
Isbell, Joe Bob, G, 1962-65
Burkett, Jackie, LB, 1968-69
Kiner, Steve, LB, 1970
Caffey, Lee Roy, LB, 1971
Killian, Gene, G, 1974
Randall, Tom, G, 1978
Smerek, Don, DL, 1981-87
Hamel, Dean, DT, 1989-90
Hill, Tony, DE, 1991-92
(Hill also wore #90)
Kennard, Derek, G, 1994-96
Brymer, Chris, C/G, 1999
Nix, John, DT, 2001-02
Noll, Ben, G, 2004-05
Parker, J'vonne, DT, 2006
Stanley, Montavious, DT, 2006
Kowalski, Kevin, C/G, 2011-12
Coleman, Davon, DT, 2014-15

61

Putnam, Duane, G, 1960
Green, Allen, P/K, 1961
Nye, Blaine, G, 1968-76
Cooper, Jim, OL, 1977-86
Newton, Nate, G/T, 1986-98
(Newton also wore #67)
Garmon, Kelvin, G, 2000-02
Conaty, Bill, C, 2003
Nagy, Bill, G, 2011

62

Healy, Don, DT, 1960-61
(Healy also wore #78)
Cvercko, Andy, G, 1961-62
Poimboeuf, Lance, K, 1963
Donohue, Leon, G, 1965-67
Fitzgerald, John, C, 1971-80
Baldinger, Brian, OL, 1982-84, 1986-87
Zentic, Mike, C, 1987
Brotzki, Bob, T, 1988
Oswald, Paul, G, 1988
Tolbert, Tony, DL, 1989-97
(Tolbert also wore #92)
Hellestrae, Dale, OL, 1990-00
(Hellestrae also wore #70)
Parrish, James, T, 1993-94
Myslinski, Tom, G/C, 1999
Page, Craig, C, 2000
Johnson, Al, C, 2003-06
(Johnson also wore #52)
Rivera, Marco, G, 2005-06
Arkin, David, G, 2011-13

63

Falls, Mike, G, 1960-61
Cole, Larry, DL, 1968-80
Titensor, Glen, G, 1981-86, 1988
Shields, Joe, OL, 1987
Brinkley, Lester, DL, 1990
Gesek, John, G, 1990-93
(Gesek also wore #67)
Flannery, John, G, 1996-97
Kiselak, Michael, C/G, 1998-99
Gibson, Aaron, T, 2001-02
Alford, Darnell, T, 2002
DiNapoli, Gennaro, C, 2003
Kosier, Kyle, G, 2006-11
Cook, Ryan, G/C, 2012
Gardner, Ben, DE, 2014
Walker, Casey, DT, 2015

64

Grottkau, Bob, G, 1961
Liscio, Tony, T, 1963-64, 1966-71
(Liscio also wore #72)

Smith, Jim Ray, G/T, 1963-64
Johnson, Mitch, G, 1965
Hagen, Halvor, C/G, 1969-70
Arneson, Jim, C/G, 1973-74
Rafferty, Tom, G/C, 1976-89
Lilja, George, C, 1987
(Lilja also wore #67)
Diaz, Jorge, G, 2000
Stewart, Daleroy, DT, 2002-04
Holland, Montrae, G, 2008-11
Waters, Brian, G, 2013

65

Schoenke, Ray, T, 1963-64
Wilbur, John, T, 1966-69
Stalls, Dave, DE, 1977-79
Petersen, Kurt, G, 1980-85
Westberry, Gary, C, 1987
White, Bob, OL, 1987-89
(White also wore #70)
Slaton, Tony, G, 1990
Stone, Ron, T, 1993-95
Gurode, Andre, G/C, 2002-10
Leary, Ronald, G, 2012-15

66

Husmann, Ed, DT, 1960
Andrie, George, DE, 1962-72
Lawless, Burton, G, 1975-79
Wells, Norm, G, 1980
Schultz, Chris, T, 1983, 1985
Baker, Jesse, DE, 1986
Gogan, Kevin, T, 1987-93
Hutson, Tony, G, 1996-99
Fricke, Ben, C, 1999-01
(Fricke also wore #69)
McKinney, Jeremy, G/T, 2002
Ratliff, Jay, DE, 2005-13
(Ratliff also wore #90)
Johnson, Tank, NT, 2007-08
(Johnson also wore #95)
Saddler-McQueen, Jimmy, DE, 2010
Geathers, Clifton, DE, 2010-11
(Geathers also wore #96)
Schaefering, Brian, DT, 2012
Bishop, Ken, NT 2014-15
(Bishop also wore #93)

67

Houser, John, C/G, 1960-61
Kupp, Jake, G, 1964-65
Toomay, Pat, DE, 1970-74
Donovan, Pat, T, 1975-83
Thompson, Broderick, G, 1985
Newton, Nate, G/T, 1986-98
(Newton also wore #61)
Lilja, George, C, 1987
(Lilja also wore #64)
Walker, Gary, OL, 1987
Shearin, Joe, C, 1987
Smith, Sean, DT, 1989
Gesek, John, G, 1990-93
(Gesek also wore #63)
Maryland, Russell, DT, 1991-95
McIver, Everett, G, 1998-99
Berger, Joe, G, 2006-08
Costa, Phil, C, 2010-13
Hills, Tony, T, 2014
Mills, Jordan, T, 2015

68

Reese, Guy, DT, 1962-63
Boeke, Jim, T, 1964-67
Scott, Herb, G, 1975-84
Ker, Crawford, G, 1985-90
Cornish, Frank, C, 1992-94
Batiste, Michael, DT/G, 1995

Ross, Oliver, T, 1998
Scarlett, Noel, DT, 2000
Lehr, Matt, G/C, 2001-04
Jamison, Vontrell, DE, 2005
Free, Doug, T, 2007-15

69

Hegamin, George, T, 1994-97
Fricke, Ben, G/C, 1999-01
(Fricke also wore #66)
Tucker, Ross, G, 2002
Fabini, Jason, T, 2006
Preston, Duke, C, 2009
Irvin, Corvey, DT, 2013
Meltan, Henry, DT, 2014

70

McCreary, Bob, T, 1961
Memmelear, Dale, G, 1962-63
Sandeman, Bill, DT, 1966
Wright, Rayfield, TE/T, 1967-79
(Wright also wore #85)
Richards, Howard, G/T, 1981-86
White, Bob, OL, 1987-89
(White also wore #65)
Stepnoski, Mark, C, 1989-94, 1999-01
(Stepnoski also wore #53)
Hellestrae, Dale, OL, 1990-00
(Hellestrae also wore #62)
Collins, Javier, DT/T, 2001-03
Brooks, Ethan, T, 2005
Price, Marcus, T, 2005
Davis, Leonard, T, 2007-10
Loper, Daniel, G, 2011
Crawford, Tyrone, DT, 2012-15
(Crawford also wore #98)
Long, Jerome, DT, 2013
Nevis, Drake, DT, 2013
Kearse, Frank, DT, 2013
Martin, Zack, G, 2014-15

71

Dickson, Paul, T, 1960
Granger, Charlie, T, 1961
Talbert, Don, DE/OT, 1962, 1965, 1971
(Talbert also wore #72)
Townes, Willie, DE, 1966-68
Wallace, Rodney, G/T, 1971-73
Frederick, Andy, T, 1977-81
Tuinei, Mark, OT/DL, 1983-97
Dwyer, Mike, DT, 1987
Jackson, Alcender, G, 2000-01
Walter, Tyson, OL, 2002-04
Procter, Cory, G, 2005-09
Barron, Alex, T, 2010
Livings, Nate, G, 2012
Brown, Everett, DE, 2013
Hawkins, Donald, T, 2014
Collins, La'el, G, 2015

72

Herchman, Bill, DT, 1960-61
Talbert, Don, DE/OT, 1962, 1965, 1971
(Talbert also wore #71)
Liscio, Tony, T, 1963-64, 1966-71
(Liscio also wore #64)
Jones, Ed, DE, 1974-78, 1980-89
Cheek, Louis, OL, 1990
Sullivan, Mike, T, 1991
Childress, Ray, DT, 1996
Missouri, Dwayne, DE, 2001
Peterman, Stephen, G, 2004-05
Bowen, Stephen, DE, 2006-10
Callaway, Robert, DT, 2012
Frederick, Travis, C, 2013-15

73

Fisher, Ray, T, 1960
 Clark, Monte, T, 1962
 Neely, Ralph, G/T, 1965-77
 Wright, Steve, T, 1981-82
 Kitson, Syd, G, 1984
 Ploeger, Kurt, DL, 1986
 Burnette, Dave, T, 1987
 Noonan, Danny, DL, 1987-92
 Allen, Larry, G/T, 1994-05
 Clark Jeremy, DE, 2010
 Bernadeau, Mackenzy, G, 2012-15

74

Lilly, Bob, DL, 1961-74

75

Fry, Bob, T, 1960-64
 Pugh, Jethro, DT, 1965-78
 Pozderac, Phil, T, 1982-87
 Smith, Daryle, T, 1987-88
 (Smith also wore #79)
 Carter, Jon, DT, 1989
 Casillas, Tony, DT, 1991-93, 1996-97
 Noble, Brandon, DT, 1999-02
 Young, Ryan, T, 2003
 Wiley, Marcellus, DE, 2004
 Colombo, Marc, T, 2005-10
 Dockery, Derrick, G, 2011-12
 (Dockery also wore #76)
 Weems, Darrion, T, 2012-14

76

Gonzaga, John, DE, 1960
 Nutting, Ed, T, 1963
 Frank, Bill, T, 1964
 Diehl, John, DT, 1965
 Niland, John, G, 1966-74
 Bethea, Larry, DL, 1978-83
 Aughtman, Dowle, OL, 1984
 Otto, Bob, DL, 1986
 Zimmerman, Jeff, G, 1987-90
 Veingrad, Alan, OL, 1991-92
 Reynolds, Jerry, T, 1994
 Adams, Fiozell, G/T, 1998-09
 Young, Sam, T, 2010
 Dockery, Derrick, G, 2011-12
 (Dockery also wore #75)
 Hardy, Greg, DE, 2015

77

Bradfute, Byron, T, 1960-61
 Brock, Clyde, DT, 1962-63
 Stephens, Larry, DE, 1963-67
 (Stephens also wore #79)
 Colvin, Jim, DT, 1964-66
 East, Ron, DT, 1967-70
 (East also wore #79)
 Gregory, Bill, DL, 1971-77
 Thornton, Bruce, DL, 1979-81
 Jeffcoat, Jim, DE, 1983-94
 Cisowski, Steve, T, 1987
 Scifres, Steve, OL, 1997
 Davis, Nathan, DT, 1998-99
 (Davis also wore #99)
 Page, Solomon, G/T, 1999-02
 Tucker, Torrin, T, 2003-05
 McQuistan, Pat, T, 2006-09
 Smith, Tyron, T, 2011-15

78

Healy, Don, DT, 1960-61
 (Healy also wore #62)
 Meyers, John, DT, 1962-63
 Youmans, Maury, DE, 1964-65
 Asher, Bob, T, 1970
 Walton, Bruce, G, 1973-75

Schaum, Greg, DE, 1976
 Dutton, John, DL, 1979-86
 Widell, Dave, T, 1988-89
 Lett, Leon, DL, 1991-00
 Vollers, Kurt, T, 2002-04
 Glymph, Junior, LB, 2005-06
 (Glymph also wore #53)
 Marten, James, T, 2007
 Parnell, Jermey, T, 2010-14
 Brown, Charles, T, 2015

79

Klein, Dick, T, 1960
 Frost, Ken, DT, 1961-62
 Stephens, Larry, DE, 1963-67
 (Stephens also wore #77)
 East, Ron, DT, 1967-70
 (East also wore #77)
 Gregg, Forrest, G/T, 1971
 Martin, Harvey, DE, 1973-83
 Hunt, John, G/T, 1984
 Cesario, Sal, G, 1987
 Smith, Daryle, T, 1987-88
 (Smith also wore #75)
 Broughton, Willie, DT, 1989-90
 Williams, Erik, T, 1991-00
 Dorsey, Char-ron, T, 2001-02
 McFadden, Marques, T, 2002
 Rogers, Jacob, T, 2004
 Pettitt, Rob, T, 2005
 Brewster, Robert, T, 2009-10
 Bass, Ben, DT, 2012
 Boatright, Kenneth, DE, 2014
 Green, Chaz, OL, 2015

80

Murchison, Ola Lee, WR, 1961
 Folkins, Lee, TE, 1962-64
 (Folkins also wore #83)
 Barnes, Gary, WR, 1963
 McDaniels, David, WR, 1968
 Hill, Tony, WR, 1977-86
 Barksdale, Rod, WR, 1987
 Spivey, Sebron, WR, 1987
 Gay, Everett, WR, 1988
 Ford, Bernard, WR, 1989
 Harris, Rod, WR, 1990
 Harper, Alvin, WR, 1991-94, 1999
 (Harper also wore #82)
 Gadsden, Oronde, WR, 1995
 Williams, Stepfret, WR, 1996-97
 Santiago, O.J., TE, 2000
 Fontenot, Chris, TE, 2000
 Swinton, Reggie, WR, 2001-03
 McGee, Tony, TE, 2002-03
 (McGee also wore #82)
 James, Cedric, WR, 2003
 Ryan, Sean, TE, 2004-05
 Fasano, Anthony, TE, 2006-07
 Bennett, Martellus, TE, 2008-11

81

Howton, Bill, WR, 1960-63
 Bateman, Marv, P, 1972-74
 Howard, Percy, WR, 1975
 Steele, Robert, WR, 1978
 (Steele also wore #82)
 Smith, Jackie, TE, 1978
 Wilson, Steve, WR/CB, 1979-81
 (Wilson also wore #45)
 Phillips, Kirk, WR, 1984
 Powe, Karl, WR, 1985-86
 Courville, Vince, WR, 1987
 (Courville also wore #44)
 Edwards, Kelvin, WR, 1987-88
 (Edwards also wore #87)
 Ankrom, Scott, WR, 1989
 Wright Alexander, WR, 1990-92

Daniel, Tim, WR, 1993
 Galbraith, Scott, TE, 1993-94, 1997
 (Galbraith also wore #89)
 Hervey, Edward, WR, 1995
 Armstrong, Tyji, TE, 1996
 Jeffers, Patrick, WR, 1998
 Ismail, Raghib, WR, 1999-01
 Whalen, James, TE, 2000-03
 (Whalen also wore #46, #82, #83)
 Morgan, Quincy, WR, 2004
 Price, Peerless, WR, 2005
 Owens, Terrell, WR, 2006-08
 Robinson, Laurent, WR, 2011

82

Clarke, Frank, TE/WR, 1960-67
 Stowe, Otto, WR, 1973
 Reece, Beasley, CB/WR, 1976
 Steele, Robert, WR, 1978
 (Steele also wore #81)
 Simmons, Cleo, TE, 1983
 Renfro, Mike, WR, 1984-87
 Burbage, Cornell, WR, 1987-89
 (Burbage also wore #15 and #89)
 Shepard, Derrick, WR, 1989-91
 (Shepard also wore #87)
 Harper, Alvin, WR, 1991-94, 1999
 (Harper also wore #80)
 Smith, Jimmy, WR, 1992
 Fleming, Cory, WR, 1994-95
 Mitchell, Johnny, TE, 1996
 Ogden, Jeff, WR, 1998-99
 Brazzell, Chris, WR, 1999-00
 (Brazzell also wore #85)
 McKnight, James, WR, 1999-00
 Whalen, James, TE, 2000-03
 (Whalen also wore #46, #81, #83)
 McGee, Tony, TE, 2002-03
 (McGee also wore #80)
 Witten, Jason, TE, 2003-15

83

Doran, Jim, WR, 1960-61
 Folkins, Lee, TE, 1962-64
 (Folkins also wore #80)
 Deters, Harold, K, 1967
 Clark, Mike, K, 1968-71, 1973
 (Clark also wore #17)
 Richards, Golden, WR, 1973-78
 Donley, Doug, WR, 1981-84
 Gonzalez, Leon, WR, 1985
 Martin, Kelvin, WR, 1987-92, 1996
 Mickey, Joey, TE, 1993
 Jackson, Willie, WR, 1994
 Watkins, Kendall, TE, 1995
 Miller, Anthony, WR, 1997
 Clay, Hayward, TE, 1998-99
 Still, Bryan, WR, 1999
 McGarity, Wane, WR, 1999-01
 Whalen, James, TE, 2000-03
 (Whalen also wore #46, #81, #82)
 Glenn, Terry, WR, 2003-07
 Rucker, Martin, TE, 2010-11
 Williams, Terrance, WR, 2013-15

84

Wisener, Gary, WR, 1960
 Norman, Pettis, TE, 1962-70
 Fugett, Jean, TE, 1972-75
 Cosbie, Doug, TE, 1979-88
 Borresen, Rich, TE, 1987
 Jennings, Keith, TE, 1989
 Novacek, Jay, TE, 1990-96
 Lucky, Mike, TE, 1999-02
 (Lucky also wore #86)
 Galloway, Joey, WR, 2000-03
 Crayton, Patrick, WR, 2004-09
 Hanna, James, TE, 2012-15

85

Cronin, Gene, LB, 1960
Wright, Rayfield, TE/T, 1967-79
(Wright also wore #70)
Smith, Tody, DL, 1971-72
Cornwell, Fred, TE, 1984-85
Chandler, Thornton, TE, 1986-89
(Chandler also wore #89)
Folsom, Steve, TE, 1987-90
Hendrix, Tim, TE, 1987
McKinnon, Dennis, WR, 1990
Williams, Kevin, WR, 1993-96
Mills, Ernie, WR, 1998-99
Brazzell, Chris, WR, 1999-00
(Brazzell also wore #82)
Chiaverini, Darren, WR, 2001
Scott, Darnay, WR, 2002
Robinson, Jeff, TE, 2002-04
Rector, Jamaica, WR, 2006
Ogletree, Kevin, WR, 2009-12
Mayle, Vince, WR, 2015

86

Sherer, Dave, P, 1960
Porterfield, Garry, DE, 1965
Coleman, Ralph, LB, 1972
Houston, Bill, WR, 1974
Johnson, Butch, WR, 1976-83
Harris, Duriel, WR, 1984
Smith, Waddell, WR, 1984
Duckett, Kenny, WR, 1985
Sherrard, Mike, WR, 1986
Dixon, James, WR/RB, 1989-91
(Dixon also wore #21)
Williams, Tyrone, WR, 1993
Bjornson, Eric, TE, 1995-99
Lucky, Mike, TE, 1999-02
(Lucky also wore #84)
Campbell, Dan, TE, 2003-05
Hannam, Ryan, TE, 2006
Stanback, Isaiah, WR, 2007-08
Chandler, Scott, TE, 2010

87

Borden, Nate, DE, 1960-61
Stynchula, Andy, DE, 1968
Truax, Billy, TE, 1971-73
Howard, Ron, TE, 1974-75
Saldi, Jay, TE, 1976-82
Banks, Gordon, WR, 1985-87
Edwards, Kelvin, WR, 1987-88
(Edwards also wore #81)
Alexander, Ray, WR, 1988-89
Shepard, Derrick, WR, 1989-91
(Shepard also wore #82)
Roberts, Alfredo, DE, 1991-92
Davis, Billy, WR, 1995-98
Tucker, Jason, WR, 1999-00
Rambo, Ken-Yon, WR, 2001-02
Smith, Zuril, WR, 2003
Ward, Dedic, WR, 2004
Thorn, Andy, TE, 2006
Smith, Andre, TE, 2013
Swaim, Geoff, TE, 2015

88

Davis, Sonny, LB, 1961
Ridgway, Colin, P/K, 1965
Randle, Sonny, WR, 1968
Rucker, Reggie, WR, 1970-71
Sellers, Ron, WR, 1972
Pearson, Drew, WR, 1973-83
Irvine, Michael, WR, 1988-99
Harris, Jackie, TE, 2000-01
Bryant, Antonio, WR, 2002-04

Pierce, Brett, TE, 2004-05
(Pierce also wore #49)
Bryant, Dez, WR, 2010-15

89

Dugan, Fred, WR, 1960
Davis, Donnie, WR, 1962
Ditka, Mike, TE, 1969-72
DuPree, Billy Joe, TE, 1973-83
Salonen, Brian, TE/LB, 1984-85
Chandler, Thornton, TE, 1986-89
(Chandler also wore #85)
Burbage, Cornell, WR, 1987-89
(Burbage also wore #15 and #82)
Awalt, Rob, TE, 1990-91
Tennell, Derek, TE, 1992
Blackwell, Kelly, TE, 1993
Galbraith, Scott, TE, 1993-94, 1997
(Galbraith also wore #81)
Price, Jim, TE, 1993
Ware, Derek, TE, 1996
LaFleur, David, TE, 1997-00
Williams, Randal, WR, 2001-04
Curtis, Tony, TE, 2007-08
Phillips, John, TE, 2009-12
Escobar, Gavin, TE, 2013-15

90

Crockett, Willis, LB, 1990
Hill, Tony, DE, 1991-92
(Hill also wore #60)
McIntosh, Todd, DT, 1994
Sturgis, Oscar, DE, 1995
Spellman, Alonzo, DT, 1999-00
Frisch, Byron, DE, 2001
Ogbogu, Eric, DE, 2003-05
Ratliff, Jay, DE, 2005-13
(Ratliff also wore #66)
Austin, Marvin, DT, 2013
Dawkins, Everett, DE, 2013
Lawrence, DeMarcus, DE, 2014-15

91

Johnson, Walter, DT, 1987
Vanderbeek, Matt, LB/DE, 1993-94
Benson, Darren, DT, 1995-98
Underwood, Dimitrius, DL, 2000-01
Carson, Leonardo, DT, 2003-04
Ladouceur, Louis-Philippe, LS, 2005-15

92

Perkins, Ray, DE, 1987
Tolbert, Tony, DL, 1989-97
(Tolbert also wore #62)
White, Chris, DE, 2000
Evans, Demetric, DE, 2001-02
Brooks, Jermaine, DT, 2003
Johnson, Thomas, DT, 2005
Ayodele, Remi, NT, 2007
Brent, Josh, NT, 2010-12, 14
(Brent also wore #95)
Cohen, Landon, DT, 2013
Carter, David, DT, 2013
Wynn, Jarius, DE, 2013
Mincey, Jeremy, DE, 2014-15

93

Cooper, Reggie, LB, 1991
Ulufoale, Mike, DT, 1996
Smith, Artie, DT, 1998
Zellner, Peppi, DE, 1999-02
Coleman, Kenyon, DE, 2003-06, 11-12
(Coleman also wore #99)
Spencer, Anthony, LB, 2007-14
Bishop, Ken, DT, 2014-15
(Bishop also wore #66)

94

Watts, Randy, DE, 1987
Shannon, Randy, LB, 1989-90
(Shannon also wore #53)
Haley, Charles, DE, 1992-96
Myers, Michael, DL, 1998-03
Cooper, Chris, DT, 2004
Ware, DeMarcus, LB, 2005-13
Gregory, Randy, DE, 2015

95

Walen, Mark, DT, 1987-88
Hennings, Chad, DT, 1992-00
Chevrier, Randy, DT, 2001
Weatherington, Colston, DE, 2002
Claybrooks, DeVone, DT, 2004
Ferguson, Jason, DT, 2005-07
Johnson, Tank, NT, 2007-08
(Johnson also wore #66)
Siavii, Junior, NT, 2009
Lissemore, Sean, DE, 2010-12
Rayford, Caesar, DE, 2013
Brent, Josh, NT, 2010-12, 14
(Brent also wore #92)
Irvine, David, DE, 2015

96

Stubbs, Daniel, DE, 1990-91
Carver, Shante, DE, 1994-97
(Carver also wore #98)
Anderson, Antonio, DT, 1997-98
Ekuban, Ebenezer, DE, 1999-03
Spears, Marcus, DE, 2005-12
(Spears also wore #98)
Hayden, Nick, DT, 2013-15

97

Ponder, David, DT, 1985
Lilly, Kevin, DT, 1989
Jones, Jimmie, DL, 1990-93
Pittman, Kavika, DE, 1996-99
Fields, Aaron, DE, 2000
Glover, La'Roi, DT, 2002-05
Hatcher, Jason, DE, 2006-13
McClain, Terrell, DT, 2014-15

98

Tippins, Ken, LB, 1989
Willis, Mitch, DT, 1990
Myles, Godfrey, LB, 1991-96
Carver, Shante, DE, 1994-97
(Carver also wore #96)
Ellis, Greg, DE/LB, 1998-08
Johnson, Curtis, LB, 2009
Spears, Marcus, DE, 2005-12
(Spears also wore #96)
Poppinga, Brady, LB, 2012
Lemon, Ori, LB, 2012, 2013
(Lemon also wore #58)
Crawford, Tyrone, DT, 2012-15
(Crawford also wore #70)

99

Brooks, Kevin, DT, 1985-88
Howard, David, LB, 1989-90
McCormack, Hurvin, DT, 1994-98
Davis, Nathan, DT, 1998-99
(Davis also wore #77)
Blade, Willie, DT, 2003
Eaton, Chad, DT, 2004
Canty, Chris, DE, 2005-08
Olshansky, Igor, DE, 2009-10
Coleman, Kenyon, DE, 2003-06, 11-12
(Coleman also wore #93)
Selvie, George, DE, 2013-14
Russell, Ryan, DE, 2015

Cowboys All-Time College Roster

A

Abilene Christian.....	1
Air Force.....	1
Akron.....	1
Alabama.....	12
Alabama A&M.....	2
Alabama-Birm.....	1
Alabama State.....	4
Albany State.....	1
Albion College.....	1
Alcorn State.....	1
Amherst.....	1
Angelo State.....	1
Appalachian State.....	2
Arizona.....	10
Arizona State.....	12
Arkansas.....	8
Arkansas-Pine Bluff.....	1
Arkansas Tech.....	1
Ashland.....	1
Auburn.....	9
Austin College.....	1
Austin Peay.....	1

B

Ball State.....	1
Baylor.....	15
Bentley.....	1
Bethune-Cookman.....	1
Bishop.....	1
Boise State.....	3
Boston College.....	11
Boston University.....	2
Bowling Green.....	2
Brigham Young.....	4
Buffalo.....	1

C

California.....	6
Cal Poly SLO.....	3
Cal. St. Long Beach.....	4
Calif.-Riverside.....	1
Carson-Newman.....	5
Catawba.....	1
CCLA.....	1
Central Arkansas.....	1
Central Florida.....	1
Central Michigan.....	2
Central Missouri.....	1
Central Oklahoma.....	2
Central State, Ohio.....	1
Central Washington.....	1
Cincinnati.....	1
Clark Atlanta.....	1
Clemson.....	11
Colorado.....	8
Colorado State.....	2
Columbia.....	1
Connecticut.....	2
Culver-Stockton.....	1

D

Dayton.....	1
Drake.....	1
Duke.....	3

E

East Carolina.....	9
Eastern Illinois.....	2
Eastern Kentucky.....	1
Eastern Michigan.....	1
Eastern Washington.....	2
Elizabeth City.....	2
Emporia State.....	1

F

Ferrum.....	1
Florida.....	12
Florida A&M.....	5
Florida Atlantic.....	1
Florida State.....	22
Fordham.....	1
Fort Valley State.....	2
Fresno State.....	4

G

Georgia.....	14
Georgia Southern.....	1
Georgia Tech.....	10
Grambling.....	3
Grand Valley State.....	1
Gustavus Adolphus.....	1

H

Hampton.....	7
Hawaii.....	7
Heidelberg.....	1
Henderson J.C.....	1
Henderson State.....	1
Hillsdale.....	1
Hofstra.....	1
Holy Cross.....	1
Houston.....	9
Howard.....	1
Humboldt State.....	2

I

Idaho.....	1
Idaho State.....	1
Illinois.....	9
Illinois State.....	2
Indiana.....	5
Indiana (PA).....	1
Iowa.....	6
Iowa State.....	5

J

J.C. Smith.....	1
Jackson State.....	5
Jacksonville State.....	1
James Madison.....	2

K

Kansas.....	8
Kansas State.....	7
Kent.....	2
Kentucky.....	6
Kentucky State.....	1
Kutztown State.....	1

L

Lamar.....	1
Langston.....	2
Liberty.....	3
Lindenwood.....	1
Livingston.....	1
SW Louisiana-Laf.....	3
Louisiana-Monroe.....	3
Louisiana State.....	16
Louisiana Tech.....	4
Louisville.....	2

M

Marquette.....	2
Maryland.....	10
Massachusetts.....	1
McGill.....	1
McNeese State.....	2
Memphis.....	1
Miami, Fla.....	19
Michigan.....	10
Michigan State.....	12
Michigan Tech.....	1
Mid. Tennessee St.....	4
Minnesota.....	3
Mississippi.....	9
Mississippi State.....	6
Mississippi Valley.....	1
Missouri.....	5
Missouri State.....	1
Monmouth.....	1
Montana.....	3
Montana State.....	2
Morgan State.....	2
Morningside Coll.....	1
Murray State.....	1

N

Navy.....	1
Nebraska.....	14
Nebraska-Omaha.....	1
Nevada.....	3
Nevada-Las Vegas.....	4
New Hampshire.....	2
New Mexico.....	5
New Mexico State.....	2
North Carolina.....	8
North Carolina A&T.....	2
North Carolina St.....	5
North Texas.....	5
NE Oklahoma.....	1
North Alabama.....	2
Northern Arizona.....	3
Northern Colorado.....	2
Northern Illinois.....	3
Northern Iowa.....	4
Northwest La.....	3
Northwest Missouri State.....	2
Northwestern.....	1
NW Oklahoma.....	2
Notre Dame.....	10

O

Ohio.....	1
Ohio State.....	17
Oklahoma.....	20
Oklahoma State.....	6
Oregon.....	11
Oregon State.....	5
Ouachita.....	1

P

Pacific.....	5
Pacific Lutheran.....	1
Pacific, Ore.....	1
Penn State.....	8
Pennsylvania.....	2
Pittsburg State.....	1
Pittsburgh.....	12
Portland State.....	3
Prairie View A&M.....	1
Presbyterian.....	1
Princeton.....	2
Purdue.....	8

R

Redlands.....	1
Rhode Island.....	1
Rice.....	9
Rutgers.....	4

S

Sacramento State.....	1
Saginaw Valley State.....	2
Salem.....	1
Samford.....	1
Sam Houston.....	1
San Diego State.....	7
San Jose State.....	3
Santa Clara.....	2
Savannah State.....	2
Seattle.....	1
Sonoma State.....	1
South Carolina.....	6
South Carolina St.....	3
South Dakota.....	3
South Florida.....	1
Southern.....	4
Southern California.....	20
Southern Illinois.....	2
Southern Methodist.....	17
Southern Miss.....	6
Southeast Missouri State.....	1
Stanford.....	12
Stephen F. Austin.....	2
Syracuse.....	8

T

Taylor.....	1
Temple.....	5
Tennessee.....	21
Tennessee-Chat.....	3
Tennessee State.....	3
Texas.....	14
Texas-El Paso.....	3
Texas-San Antonio.....	1
Texas A&M.....	21
Texas A&M-Com.....	4
Texas A&M-Kings.....	2
Texas Christian.....	10
Texas Southern.....	1
Texas Tech.....	8
Texas Wesleyan.....	1
Toledo.....	2
Trinity, Tex.....	1
Trinity Valley C.C.....	1
Troy.....	2
Tulane.....	3
Tulsa.....	9
Tuskegee.....	1

U

UCLA.....	17
Utah.....	6
Utah State.....	5

V

Valdosta State.....	1
Vanderbilt.....	3
Vienna, Austria.....	1
Villanova.....	1
Virginia.....	9
Virginia Tech.....	7
Virginia Union.....	2

W

Wake Forest.....	4
Washington.....	15
Washington State.....	8
Weber State.....	3
West Texas A&M.....	3
West Virginia.....	8
Western Illinois.....	2
Western Ontario.....	1
William & Mary.....	2
Williams College.....	1
Wingate.....	1
Winston-Salem.....	2
Wisconsin.....	10
Wyoming.....	7

Y

Yale.....	2
Youngstown State.....	1

TOP SCHOOLS

Florida State.....	22
Tennessee.....	21
Texas A&M.....	21
Oklahoma.....	20
Southern California.....	20
Miami, Fla.....	19
Ohio State.....	18
S. Methodist.....	17
UCLA.....	17
Louisiana State.....	16
Baylor.....	15
Washington.....	15
Georgia.....	14
Nebraska.....	14
Texas.....	14
Alabama.....	12
Arizona State.....	12
Florida.....	12
Michigan State.....	12
Pittsburgh.....	12
Stanford.....	12

Cowboys All-Time Honor Roll

ALL-TIME PRO BOWL SELECTIONS

Name, Position	Total Selections	Consecutive Streak
Bob Lilly, DT.....	11	10 (1964-73)
Larry Allen, G/T.....	10	7 (1995-01)
Mel Renfro, S/CB.....	10	10 (1964-73)
Jason Witten, TE.....	10	7 (2004-10, 12-14)
Randy White, DT.....	9	9 (1977-85)
Emmitt Smith, RB.....	8	6 (1990-95)
DeMarcus Ware, LB.....	7	7 (2006-12)
Troy Aikman, QB.....	6	6 (1991-96)
Cliff Harris, S.....	6	6 (1974-79)
Chuck Howley, LB.....	6	5 (1965-69)
Nate Newton, G.....	6	5 (1992-96)
John Niland, G.....	6	6 (1968-73)
Don Perkins, RB.....	6	3 '61-63, '66-68)
Roger Staubach, QB.....	6	5 (1975-79)
Rayfield Wright, T.....	6	6 (1971-76)
Flozell Adams, T.....	5	3 (2003-04, '06-08)
George Andrie, DE.....	5	5 (1965-69)
Cornell Green, CB/S.....	5	3 (1965-67)
Andre Gurode, C.....	5	5 (2006-10)
Michael Irvin, WR.....	5	5 (1991-95)
Lee Roy Jordan, LB.....	5	3 (1967-69)
Jay Novacek, TE.....	5	5 (1991-95)
Roy Williams, S.....	5	5 (2003-07)
Darren Woodson, S.....	5	5 (1994-98)
Pat Donovan, T.....	4	4 (1979-82)
Tony Dorsett, RB.....	4	3 (1981-83)
La Roi Glover, DT.....	4	4 (2002-05)
Calvin Hill, RB.....	4	3 (1972-74)
Harvey Martin, DE.....	4	4 (1976-79)
Deion Sanders, CB/KR.....	4	4 (1996-99)
Everson Walls, CB.....	4	3 (1981-83)
Erik Williams, T.....	4	2 (1996-97)
Jay Ratliff, NT.....	4	4 (2008-11)
Tony Romo, QB.....	4	2 (2006-07)

PRO BOWL

1960 (1) -	Jim Doran, WR (1)
1961 (2) -	Dick Bielski, TE (1)
#	Don Perkins, RB (1)
1962 (5) -	Don Bishop, CB (1)
	Eddie LeBaron, QB (1)
	Bob Lilly, DE (1)
	Don Perkins, RB (2)
	Jerry Tubbs, LB (1)
1963 (3) -	Sam Baker, P (1)
	Lee Folkins, TE (1)
	Don Perkins, RB (3)
1964 (2) -	Bob Lilly, DT (2)
#	Mel Renfro, S (1)
1965 (6) -	George Andrie, DE (1)
	Cornell Green, CB (1)
#	Bob Hayes, WR (1)
	Chuck Howley, LB (1)
	Bob Lilly, DT (3)
	Mel Renfro, S (2)
1966 (9) -	George Andrie, DE (2)
	Cornell Green, CB (2)
	Bob Hayes, WR (2)
	Chuck Howley, LB (2)
	Bob Lilly, DT (4)
	Dave Manders, C (1)
	Don Meredith, QB (1)
	Don Perkins, RB (4)
	Mel Renfro, S (3)
1967 (10) -	George Andrie, DE (3)
	Cornell Green, CB (3)
	Bob Hayes, WR (3)
	Chuck Howley, LB (3)
	Lee Roy Jordan, LB (1)
	Bob Lilly, DT (5)

	Don Meredith, QB (2)
	Ralph Neely, T (1)
	Don Perkins, RB (5)
	Mel Renfro, S (4)
1968 (8) -	George Andrie, DE (4)
	Chuck Howley, LB (4)
	Lee Roy Jordan, LB (2)
	Bob Lilly, DT (6)
	Don Meredith, QB (3)
	John Niland, G (1)
	Don Perkins, RB (6)
	Mel Renfro, CB (5)
1969 (8) -	a George Andrie, DE (5)
	# Calvin Hill, RB (1)
	Chuck Howley, LB (5)
	Lee Roy Jordan, LB (3)
	Bob Lilly, DT (7)
	Ralph Neely, T (2)
	John Niland, G (2)
	Mel Renfro, CB (6)
1970 (3) -	Bob Lilly, DT (8)
	John Niland, G (3)
	Mel Renfro, CB (7)
1971 (8) -	b Cornell Green, S (4)
	Chuck Howley, LB (6)
	Bob Lilly, DT (9)
	John Niland, G (4)
	Mel Renfro, S (8)
	Roger Staubach, QB (1)
	Ron Widby, P (1)
	Rayfield Wright, T (1)
	Walt Garrison, RB (1)
1972 (7) -	Cornell Green, S (5)
	Calvin Hill, RB (2)
	* Bob Lilly, DT (10)
	John Niland, G (5)
	* Mel Renfro, CB (9)
	Rayfield Wright, T (2)
1973 (6) -	* Calvin Hill, RB (3)
	* Lee Roy Jordan, LB (4)
	* Bob Lilly, DT (11)
	John Niland, G (6)
	Mel Renfro, CB (10)
	Rayfield Wright, T (3)
1974 (6) -	Cliff Harris, S (1)
	Calvin Hill, RB (4)
	Lee Roy Jordan, LB (5)
	Blaine Nye, G (1)
	Drew Pearson, WR (1)
	Rayfield Wright, T (4)
1975 (3) -	Cliff Harris, S (2)
	* Roger Staubach, QB (2)
	Rayfield Wright, T (5)
1976 (8) -	Billy Joe DuPree, TE (1)
	Cliff Harris, S (3)
	Harvey Martin, DE (1)
	Blaine Nye, G (2)
	Drew Pearson, WR (2)
	Roger Staubach, QB (3)
	Charlie Waters, S (1)
	Rayfield Wright, T (6)
1977 (8) -	Billy Joe DuPree, TE (2)
	Cliff Harris, S (4)
	Efren Herrera, K (1)
	Harvey Martin, DE (2)
	Drew Pearson, WR (3)
	* Roger Staubach, QB (4)
	Charlie Waters, S (2)
	Randy White, DT (1)
1978 (9) -	Tony Dorsett, RB (1)
	Billy Joe DuPree, TE (3)
	Cliff Harris, S (5)
	Thomas Henderson, LB (1)
	Tony Hill, WR (1)

Pro Bowl (cont.)

	*	Harvey Martin, DE (3)
		Roger Staubach, QB (5)
		Charlie Waters, S (3)
1979 (8) -		Randy White, DT (2)
		Bob Bruenig, LB (1)
		Pat Donovan, T (1)
		Cliff Harris, S (6)
		Tony Hill, WR (2)
		Harvey Martin, DE (4)
		Herb Scott, G (1)
		Roger Staubach, QB (6)
		Randy White, DT (3)
1980 (4) -		Bob Bruenig, LB (2)
		Pat Donovan, T (2)
		Herb Scott, G (2)
		Randy White, DT (4)
1981 (7) -		Pat Donovan, T (3)
		Tony Dorsett, RB (2)
		Ed Jones, DE (1)
		Herb Scott, G (3)
		Rafael Septien, K (1)
	#	Everson Walls, CB (1)
1982 (7) -		Randy White, DT (5)
		Bob Bruenig, LB (3)
		Pat Donovan, T (4)
		Tony Dorsett, RB (3)
		Ed Jones, DE (2)
		Everson Walls, CB (2)
		Danny White, QB (1)
1983 (5) -		Randy White, DT (6)
		Doug Cosbie, TE (1)
		Tony Dorsett, RB (4)
		Ed Jones, DE (3)
		Everson Walls, CB (3)
1984 (3) -		Randy White, DT (7)
		Bill Bates, ST (1)
		Doug Cosbie, TE (2)
		Randy White, DT (8)
1985 (4) -		Doug Cosbie, TE (3)
		Tony Hill, WR (3)
		Everson Walls, CB (4)
		Randy White, DT (9)
1987 (1) -		Herschel Walker, RB (1)
1988 (1) -		Herschel Walker, RB (2)
1990 (1) -	#	Emmitt Smith, RB (1)
1991 (4) -		Troy Aikman, QB (1)
	@	Michael Irvin, WR (1)
		Jay Novacek, TE (1)
		Emmitt Smith, RB (2)
1992 (6) -		Troy Aikman, QB (2)
		Michael Irvin, WR (2)
		Nate Newton, G (1)
		Jay Novacek, TE (2)
		Emmitt Smith, RB (3)
		Mark Stepnoski, C (1)
1993 (11) -	%*	Troy Aikman, QB (3)
	*	Thomas Everett, S (1)
		Michael Irvin, WR (3)
		Daryl Johnston, FB (1)
		Russell Maryland, DT (1)
		Nate Newton, G (2)
		Ken Norton, LB (1)
		Jay Novacek, TE (3)
	*	Emmitt Smith, RB (4)
	*	Mark Stepnoski, C (2)
		Erik Williams, T (1)
1994 (11) -		Troy Aikman, QB (4)
		Charles Haley, DE (1)
		Michael Irvin, WR (4)
		Daryl Johnston, FB (2)
		Leon Lett, DT (1)
		Nate Newton, G (3)
		Jay Novacek, TE (4)
	*	Emmitt Smith, RB (5)
		Mark Stepnoski, C (3)
		Mark Tuinei, T (1)
		Darren Woodson, S (1)

1995 (10) -	*	Troy Aikman, QB (5)
		Larry Allen, G (1)
	*	Ray Donaldson, C (1)
		Charles Haley, DE (2)
		Michael Irvin, WR (5)
		Nate Newton, G (4)
		Jay Novacek, TE (5)
		Emmitt Smith, RB (6)
		Mark Tuinei, T (2)
		Darren Woodson, S (2)
1996 (9) -	*	Troy Aikman, QB (6)
		Larry Allen, G (2)
	*	Ray Donaldson, C (2)
		Nate Newton, G (5)
	*	Deion Sanders, CB (1)
		Jim Schwantz, ST (1)
		Tony Tolbert, DE (1)
		Erik Williams, T (2)
		Darren Woodson, S (3)
1997 (4) -		Larry Allen, G (3)
	*	Deion Sanders, CB (2)
		Erik Williams, T (3)
	*	Darren Woodson, S (4)
1998 (6) -		Larry Allen, T (4)
		Leon Lett, DT (2)
		Nate Newton, G (6)
		Deion Sanders, CB/KR (3)
		Emmitt Smith, RB (7)
		Darren Woodson, S (5)
1999 (5) -	*	Larry Allen, G (5)
		Dexter Coakley, LB (1)
	*	Deion Sanders, CB (4)
		Emmitt Smith, RB (8)
		Erik Williams, T (4)
2000 (1) -		Larry Allen, G (6)
2001 (2) -	*	Larry Allen, G (7)
		Dexter Coakley, LB (2)
2002 (1) -		La'Roi Glover, DT (1)
2003 (5) -		Flozell Adams, T (1)
		Larry Allen, G (8)
		Dexter Coakley, LB (3)
		La'Roi Glover, DT (2)
		Roy Williams, S (1)
		Flozell Adams, T (2)
		Larry Allen, G (9)
		La'Roi Glover, DT (3)
		Roy Williams, S (2)
		Jason Witten, TE (1)
2005 (4) -		Larry Allen, G (10)
		La'Roi Glover, DT (4)
		Roy Williams, S (3)
		Jason Witten, TE (2)
2006 (7) -		Flozell Adams, T (3)
		Andre Gurode, C (1)
		Mat McBriar, P (1)
		Tony Romo, QB (1)
		DeMarcus Ware, LB (1)
		Roy Williams, S (4)
		Jason Witten, TE (3)
2007 (13) -		Flozell Adams, T (4)
		Marion Barber III, RB (1)
		Leonard Davis, G (1)
		Greg Ellis, LB (1)
	#	Nick Folk, K (1)
		Andre Gurode, C (2)
		Ken Hamlin, S (1)
		Terrence Newman, CB (1)
		Terrell Owens, WR (1)
		Tony Romo, QB (2)
		DeMarcus Ware, LB (2)
		Roy Williams, S (5)
		Jason Witten, TE (4)
2008 (6) -	*	Flozell Adams, T (5)
		Leonard Davis, G (2)
		Andre Gurode, C (3)
		Jay Ratliff, NT (1)
		DeMarcus Ware, LB (3)
		Jason Witten, TE (5)

Pro Bowl (cont.)

2009 (9) -	Miles Austin, WR (1) Leonard Davis, G (3) * Andre Gurode, C (4) Mike Jenkins, CB (1) Terence Newman, CB (2) Jay Ratliff, NT (2) Tony Romo, QB (3) DeMarcus Ware, LB (4) Jason Witten, TE (6)
2010 (6) -	Miles Austin, WR (2) Andre Gurode, C (5) Mat McBriar, P (2) Jay Ratliff, NT (3) DeMarcus Ware, LB (5) Jason Witten, TE (7) Jason Ratliff, NT (4)
2011 (2) -	DeMarcus Ware, LB (6) DeMarcus Ware, LB (7) Anthony Spencer, LB (1) Jason Witten, TE (8)
2013 (5) -	Dez Bryant, WR (1) Jason Hatcher, DT (1) DeMarco Murray, RB (1) Tyron Smith, T (1) Jason Witten, TE (9)
2014 (8) -	* Dez Bryant, WR (2) Travis Frederick, C (1) Louis-Philippe Ladouceur, LS (1) # Zack Martin, G (1) DeMarco Murray, RB (2) Tony Romo, QB (4) Tyron Smith, T (2) Jason Witten, TE (10)
2015 (5) -	Dan Bailey, K (1) Travis Frederick, C (2) Sean Lee, LB (1) Zack Martin, G (2) Tyron Smith, T (3)

BOLD starter

* selected but did not play

rookie

@ most valuable player

a named outstanding lineman

b named outstanding back

% top vote getter

ALL-PRO

1962 (2) -	Don Perkins, RB (1, AP, NEA) Jerry Tubbs, LB (1, TSN)
1963 (1) -	Chuck Howley, LB (1, TSN)
1964 (3) -	Frank Clarke, TE (1, AP) Bob Lilly, DT (1, AP, UPI, NEA) Jim Ridlon, DB (1, TSN)
1965 (3) -	# Bob Hayes, WR (1, TSN) Bob Lilly, DT (2, AP, UPI, NEA, TSN) Mel Renfro, S (1, NEA, TSN)
1966 (7) -	Cornell Green, CB (1, AP, NEA, TSN) Bob Hayes, WR (2, AP, UPI, NEA, TSN) Chuck Howley, LB (2, AP, UPI, NEA) Lee Roy Jordan, LB (1, TSN) Bob Lilly, DT (3, AP, UPI, NEA, TSN) Ralph Neely, T (1, TSN) Dan Reeves, RB (1, TSN)
1967 (7) -	George Andrie, DE (1, TSN) Cornell Green, CB (2, AP, UPI, NEA, TSN) Bob Hayes, WR (3, TSN) Chuck Howley, LB (3, AP, TSN) Bob Lilly, DT (4, AP, UPI, NEA, TSN) Ralph Neely, T (2, AP, UPI, TSN) Mel Renfro, S (2, TSN)
1968 (5) -	Cornell Green, CB (3, NEA) Bob Hayes, WR (4, AP) Chuck Howley, LB (4, AP, NEA) Bob Lilly, DT (5, AP, UPI, NEA) Ralph Neely, T (3, AP, UPI, NEA)
1969 (7) -	# Cornell Green, CB (4, UPI) Calvin Hill, RB (1, AP, UPI)

	Chuck Howley, LB (5, AP, UPI, NEA) Bob Lilly, DT (6, AP, NEA) Ralph Neely, T (4, AP, UPI, NEA) John Niland, G (1, AP) Mel Renfro, S (3, NEA) Chuck Howley, LB (6, AP, PFWA) Bob Lilly, DT (7, AP, PFWA, NEA) John Niland, G (2, AP, PFWA) Mel Renfro, S (4, AP, NEA) Rayfield Wright, T (1, AP, PFWA) John Niland, G (3, AP) Blaine Nye, CB (1, NEA) Rayfield Wright, T (2, AP, UPI, PFWA, NEA) Calvin Hill, RB (2, PFWA) Lee Roy Jordan, LB (2, NEA, PFWA) Mel Renfro, CB (5, NEA, PFW, PFWA) Rayfield Wright, T (3, AP, PFWA) Drew Pearson, WR (1, AP, PFWA) Cliff Harris, S (1, NEA) Rayfield Wright, T (4, NEA) Cliff Harris, S (2, AP, PFWA, NEA) Drew Pearson, WR (2, AP, PFWA) Cliff Harris, S (3, AP, PFWA, NEA) Efren Herrera, K (1, AP, PFWA, NEA) Harvey Martin, DE (1, AP, PFWA, NEA) Drew Pearson, WR (3, AP, PFWA, NEA) Charlie Waters, S (1, PFWA) Cliff Harris, S (4, AP, PFWA) Charlie Waters, S (2, PFWA, NEA) Randy White, DT (1, AP, PFWA, NEA) Randy White, DT (2, AP, PFWA, NEA) Herb Scott, G (1, AP, NEA) Randy White, DT (3, PFWA, NEA) Tony Dorsett, RB (1, AP, PFWA, NEA) Ed Jones, DE (1, NEA) Herb Scott, G (2, AP) Rafael Septien, K (1, AP, PFWA) Randy White, DT (4, AP, PFWA, NEA) Ed Jones, DE (2, AP) Everson Walls, CB (1, PFWA) Randy White, DT (5, AP, PFWA, NEA) Everson Walls, CB (2, AP) Randy White, DT (6, AP, PFWA) Michael Downs, S (PFWA) Randy White, DT (7, AP, PFWA, NEA) Everson Walls, CB (3, PFWA) Randy White, DT (8, AP, NEA) 1989 (1) - Eugene Lockhart, LB (1, TSN) 1991 (2) - Michael Irvin, WR (1, AP, PFWA, NEA, TSN) Jay Novacek, TE (1, CPFN) Kelvin Martin, PR (1, PFW, PFWA) Jay Novacek, TE (2, AP, PFW, PFWA, CPFN) Emmitt Smith, RB (1, AP, PFW, PFWA, NEA, TSN, CPFN, FD) Mark Stepnoski, C (1, NEA) Troy Aikman, QB (1, TSN) Emmitt Smith, RB (2, AP, PFWA, PFW, TSN, CPFN, FD) Erik Williams, T (1, AP, PFWA, PFW, TSN, CPFN, FD) Charles Haley, DE (1, AP, PFWA, PFW, TSN, CPFN, FD) Nate Newton, G (1, AP, PFWA, PFW, CPFN, FD) Emmitt Smith, RB (3, AP, PFWA, PFW, TSN, CPFN, FD) Darren Woodson, S (1, AP, PFWA, PFW, TSN, CPFN, FD) 1995 (6) - Larry Allen, G (1, TSN, CPFN, FD) Nate Newton, G (2, AP, PFWA, PFW, TSN, FD) Deion Sanders, CB (1, TSN) Emmitt Smith, RB (4, AP, PFWA, PFW, TSN, CPFN, FD) Erik Williams, T (2, TSN) Darren Woodson, S (2, AP, PFWA, PFW, TSN, CPFN, FD) 1996 (5) - Larry Allen, G (2, AP, PFWA, PFW, TSN, CPFN, FD)
--	--

STAFF

ALL-TIME
HONORS

2015 SEASON

RECORDS

PLAYOFF
RECORDS

HISTORY

SIDELINES

All-Pro (cont.)

		Deion Sanders, CB (2, AP, PFWA, PFW, TSN)
		Jim Schwartz, ST (1, PFWA, PFW)
		Erik Williams, T (3, AP)
		Darren Woodson, S (3, AP, PFWA, PFW, TSN, CPFN, FD)
1997	(3) -	Larry Allen, G (3, AP, PFWA, PFW, TSN, CPFN, FD)
		Richie Cunningham, K (1, AP, TSN)
1998	(3) -	Deion Sanders, CB (3, AP, PFWA, PFW, TSN)
		Larry Allen, T (4, AP, PFW, TSN)
		Deion Sanders, CB (3, AP, PFW, TSN, FD)
		KR (1, PFW)
		Darren Woodson, S (4, TSN)
1999	(2) -	Larry Allen, G (5, AP, PFW, TSN, PFW)
		Deion Sanders, CB (4, TSN)
2000	(1) -	Larry Allen, G (6, AP, PFW, CPFN, TSN)
2001	(1) -	Larry Allen, G (7, AP, PFW, FD, CPFN, TSN)
2002	(1) -	La'Roi Glover, DT (1, FW, CPFN, TSN)
2003	(1) -	Roy Williams, S (1, AP, PFW, FD, TSN)
2006	(2) -	Mat McBriar, P (1, AP)
		DeMarcus Ware, LB (1, AP)
2007	(6) -	Flozell Adams, T (1, AP)
		Leonard Davis, G (1, AP)
		Andre Gurode, C (1, TSN)
		Terrell Owens, WR (1, AP, PFW, PFWA)
		DeMarcus Ware, LB (2, AP, PFW, PFWA, TSN)
		Jason Witten, TE (1, AP, PFW, PFWA, TSN)
2008	(2) -	DeMarcus Ware, LB (3, AP, SI, TSN)
		Jason Witten, TE (2, PFW, PFWA)
2009	(2) -	DeMarcus Ware, LB (4, AP, PFW, PFWA)
		Jay Ratliff, NT (1, AP)
2010	(3) -	Mat McBriar, P (2, AP)
		DeMarcus Ware, LB (5, AP)
		Jason Witten (3, AP, PFW, PFWA, TSN)
2011	(1) -	DeMarcus Ware (6, AP, PFW, PFWA, SI, TSN)
2012	(2) -	DeMarcus Ware (7, AP, TSN)
		Jason Witten (4, AP, TSN, SI)
2013	(1) -	Tyron Smith (1, AP, PFWA, SI)
2014	(5) -	Dez Bryant (1, AP, MMQB, PFWA)
		Travis Frederick (1, PFWA, MMQB, TSN)
		# Zack Martin (1, AP)
		DeMarco Murray (1, AP, MMQB, PFWA, TSN)
		Tyron Smith (2, AP, TSN)
2015	(4) -	Dan Bailey (1, AP)
		Travis Frederick (2, AP)
		Zack Martin (2, AP)
		Tyron Smith (2, AP)

ALL-NFC

1970	(3) -	Chuck Howley, LB (AP, UPI)
		John Niland, G (UPI)
		Mel Renfro, CB (AP)
1971	(1) -	Roger Staubach, QB (AP, PFW, TSN)
1972	(3) -	Bob Lilly, DT (AP, UPI)
		John Niland, G (AP, UPI)
		Rayfield Wright, T (AP, UPI)
1973	(5) -	Calvin Hill, RB (AP, UPI)
		Lee Roy Jordan, LB (AP, UPI)
		John Niland, G (AP, UPI)
		Mel Renfro, CB (AP, UPI)
		Rayfield Wright, T (AP, UPI)
1974	(3) -	Cliff Harris, S (AP, UPI)
		Drew Pearson, WR (AP, UPI)
		Rayfield Wright, T (AP, UPI)
1976	(5) -	Billy Joe DuPree, TE (AP, UPI)
		Cliff Harris, S (AP, UPI)
		Blaine Nye, G (AP)
		Drew Pearson, WR (AP, UPI)
		Roger Staubach, QB (AP, TSN)
1977	(5) -	Cliff Harris, S (UPI)
		Efren Herrera, K (UPI)
		Harvey Martin, DE (UPI)
		Drew Pearson, WR (UPI)
		Roger Staubach, QB (PFW, TSN, UPI)
1978	(6) -	Tony Dorsett, RB (UPI)

		Billy Joe DuPree, TE (UPI)
		Cliff Harris, S (UPI)
		Herb Scott, G (UPI)
		Roger Staubach, QB (PFW)
		Charlie Waters, S (UPI)
		Randy White, DT (UPI)
1979	(6) -	Bob Breunig, LB (PFW)
		Pat Donovan, T (UPI, PFW, TSN)
		Cliff Harris, S (TSN)
		Herb Scott, G (UPI, TSN)
		Roger Staubach, QB (UPI, PFW, TSN)
		Randy White, DT (UPI, PFW)
1980	(4) -	Bob Breunig, LB (UPI)
		Pat Donovan, T (UPI)
		Herb Scott, G (UPI)
		Randy White, DT (UPI, PFW, TSN)
1981	(5) -	Tony Dorsett, RB (UPI)
		Herb Scott, G (UPI)
		Ed Jones, DE (UPI)
		Rafael Septien, K (UPI)
		Randy White, DT (UPI)
1982	(5) -	Bob Breunig, LB (UPI)
		Pat Donovan, T (UPI)
		Tony Dorsett, RB (UPI)
		Everson Walls, CB (UPI)
		Randy White, DT (UPI)
1983	(4) -	Bob Breunig, LB (UPI)
		Ed Jones, DE (UPI, PFW)
		Everson Walls, CB (PFW)
		Randy White, DT (UPI, PFW)
1984	(4) -	Bill Bates, S (PFW)
		Michael Downs, S (UPI)
		Everson Walls, CB (UPI)
		Randy White, DT (UPI, FN)
1985	(5) -	Doug Cosbie, TE (UPI)
		Michael Downs, S (UPI)
		Tony Hill, WR (FN)
		Everson Walls, CB (UPI, FN)
		Randy White, DT (UPI, FN)
		Randy White, DT (FN)
1986	(1) -	Herschel Walker, RB (PFW)
1987	(1) -	Herschel Walker, RB (UPI)
1988	(1) -	Herschel Walker, RB (UPI)
1991	(3) -	Michael Irvin, WR (UPI, FN)
		Jay Novacek, TE (UPI, FN, PFW)
		Emmitt Smith, RB (UPI, FN, PFW)
1992	(4) -	Nate Newton, G (UPI, FN)
		Jay Novacek, TE (UPI, FN)
		Emmitt Smith, RB (UPI, FN)
		Mark Stepnoski, C (UPI, FN)
1993	(5) -	Troy Aikman, QB (FN)
		Ken Norton, LB (FN)
		Emmitt Smith, RB (UPI, FN)
		Mark Stepnoski, C (UPI, FN)
		Erik Williams, T (UPI, FN)
1994	(6) -	Charles Haley, DE (UPI, FN)
		Leon Lett, DT (UPI, FN)
		Nate Newton, G (UPI, FN)
		Emmitt Smith, RB (UPI, FN)
		Mark Stepnoski, C (UPI, FN)
		Darren Woodson, S (UPI, FN)
1995	(5) -	Larry Allen, G (FN)
		Nate Newton, G (UPI)
		Jay Novacek, TE (UPI)
		Emmitt Smith, RB (UPI, FN)
		Darren Woodson, S (UPI, FN)
1996	(4) -	Larry Allen, G (UPI, FN)
		Deion Sanders, CB (UPI, FN)
		Tony Tolbert, DE (UPI, FN)
		Darren Woodson, S (UPI, FN)
1997	(2) -	Larry Allen, G (PFW, PFWA, FN)
		Deion Sanders, CB (PFW, PFWA, FN)
1998	(2) -	Larry Allen, T (PFW, FN)
		Deion Sanders, CB (PFW, FN)
		KR (PFW, FN)
1999	(3) -	Larry Allen, G (PFW, FN)
		Deion Sanders, CB (PFW, FN)
		Erik Williams, T (FN)

All-NFC (cont.)

2000	(1) -	Larry Allen, G (PFW, FN)
2001	(1) -	Larry Allen, G (PFW, FN)
2002	(1) -	La Roi Glover, DT (PFW)
2003	(3) -	La Roi Glover, DT (PFW)
		Dat Nguyen, LB (PFW)
		Roy Williams, S (PFW)
2004	(1) -	Jason Witten, TE (PFW)
2006	(2) -	DeMarcus Ware, LB (PFW, PFWA)
		Mat McBriar, P (PFW, PSFA)
2007	(5) -	Flozell Adams, T (PFW, PFWA)
	#	Nick Folk, K (PFW, PFWA)
		Terrell Owens, WR (PFW, PFWA)
		DeMarcus Ware, LB (PFW, PFWA)
		Jason Witten, TE (PFW, PFWA)
2008	(3) -	Jay Ratliff, NT (PFW, PFWA)
		DeMarcus Ware, LB (PFW, PFWA)
		Jason Witten, TE (PFW, PFWA)
2014	(6) -	Dan Bailey, K (PFWA)
		Dez Bryant, WR (PFWA)
		Travis Frederick, C (PFWA)
		Zack Martin, G (PFWA)
		DeMarco Murray, RB (PFWA)
		Tyron Smith, T (PFWA)

ALL-ROOKIE

1974	-	Efren Herrera, K (PFWA)
		Ed Jones, DE (PFWA)
1975	-	Burton Lawless, G (PFWA)
		Randy White, LB (PFWA)
1977	-	Tony Dorsett, RB (PFWA)
1979	-	Aaron Mitchell, CB (UPI)
1981	-	Everson Walls, CB (PFWA, UPI)
1983	-	Bill Bates, S (PFWA, UPI, PFW)
1984	-	Eugene Lockhart, LB (PFWA, UPI, PFW, FD)
1987	-	Roger Ruzek, K (UPI, PFW)
1988	-	Michael Irvin, WR (FD)
1989	-	Troy Aikman, QB (PFWA, UPI, PFW, CPFN)
		James Dixon, KR (UPI, PFW)
1990	-	Jimmie Jones, DT (PFWA, UPI, PFW)
		Emmitt Smith, RB (PFWA, UPI, FN, PFW, FD, CPFN)
1991	-	Larry Brown, CB (PFWA, PFW, FD, FN)
		Darrick Brownlow, LB (PFWA)
		Russell Maryland, DT (PFWA, CPFN, PFW)
1992	-	Robert Jones, LB (PFWA, PFW, CPFN, FN)
		Darren Woodson, ST (PFW, PFWA)
1993	-	Darrin Smith, LB (PFWA, CPFN, PFW, FN, FD)
		Kevin Williams, WR (FN)
1994	-	Larry Allen, T (PFWA, PFW, CPFN, FN)
		Chris Boniol, K (PFWA, PFW)
1997	-	Antonio Anderson, DT (PFW)
		Dexter Coakley, LB (PFW, FN)
1998	-	Flozell Adams, G (FD)
		Greg Ellis, DE (FN, FD)
1999	-	Ebenezer Ekuban, DE (PFW, FN)
		Dat Nguyen, ST (FD)
		Peppi Zellner, DE (CPFN)
2002	-	Antonio Bryant, WR (PFW)
		Derek Ross, CB (PFW)
		Roy Williams, S (PFW)
2003	-	Terence Newman, CB (PFW)
		Zuriel Smith, PR (PFW)
		Jason Witten, TE (PFW)
2004	-	Julius Jones, RB (PFW)
2005	-	Marcus Spears, DE (PFW)
2007	-	Nick Folk, K (PFW, PFWA)
2010	-	Dez Bryant, WR (PFW, PFWA, TSN)
2011	-	Dan Bailey, K (PFW, PFWA)
		DeMarco Murray, RB (PFW, PFWA)
		Tyron Smith, T (PFW, PFWA)
2013	-	Travis Frederick, C (PFW, PFWA)
2014	-	Zack Martin, G (PFWA)

OTHER HONORS

NFL COACH OF THE YEAR

1966	-	Tom Landry (AP)
1990	-	Jimmy Johnson (AP)
1991	-	Jimmy Johnson (FD)

NFC COACH OF THE YEAR

1966	-	Tom Landry (UPI)
1975	-	Tom Landry (UPI)
1978	-	Tom Landry (FN)
1990	-	Jimmy Johnson (UPI, CPFN)

EXECUTIVE OF THE YEAR

1977	-	Tex Schramm (TSN)
2003	-	Jerry Jones (FD)
2009	-	Jerry Jones (SBJ)
2014	-	Jerry Jones (PFWA)

NFL PLAYER OF THE YEAR

1993	-	Emmitt Smith (AP, PFWA, TSN, PFW, FD)
------	---	---------------------------------------

SPORTS FACILITY OF THE YEAR AWARD

2010	-	AT&T Stadium (SBJ)
------	---	--------------------

BERT BELL AWARD

(presented by Maxwell Club to NFL Player of the Year)

1966	-	Don Meredith, QB
1971	-	Roger Staubach, QB
1993	-	Emmitt Smith, RB

NFC PLAYER OF THE YEAR

1971	-	Roger Staubach
1981	-	Tony Dorsett (UPI)
1993	-	Emmitt Smith (FN)

NFL OFFENSIVE PLAYER OF THE YEAR

1993	-	Emmitt Smith (UPI, PFW, CPFN)
2014	-	DeMarco Murray (AP, PFWA)

NFL DEFENSIVE PLAYER OF THE YEAR

1977	-	Harvey Martin (UPI, PFW)
1994	-	Charles Haley (FD)

NFC DEFENSIVE PLAYER OF THE YEAR

1994	-	Charles Haley (UPI)
------	---	---------------------

NFC OFFENSIVE LINEMAN OF THE YEAR

1996	-	Larry Allen (NFLPA)
1997	-	Larry Allen (NFLPA)

NFC DEFENSIVE BACK OF THE YEAR

1997	-	Deion Sanders (NFLPA)
------	---	-----------------------

NFC SPECIAL TEAMS PLAYER OF THE YEAR

1984	-	Bill Bates (USA Today, NFLPA)
------	---	-------------------------------

NFC KICKER OF THE YEAR

1997	-	Richie Cunningham (NFLPA)
------	---	---------------------------

NFL DEFENSIVE BACK OF THE YEAR

1982	-	Everson Walls (NFL Alumni)
------	---	----------------------------

NFL DEFENSIVE LINEMAN OF THE YEAR

1982	-	Randy White (NFL Alumni)
------	---	--------------------------

NFL OFFENSIVE LINEMAN OF THE YEAR

1994	-	Nate Newton (NFL Alumni)
1997	-	Larry Allen (NFL Alumni)

NFL QUARTERBACK OF THE YEAR

1993	-	Troy Aikman (NFL Alumni)
------	---	--------------------------

NFL RUNNING BACK OF THE YEAR

1992	-	Emmitt Smith (NFL Alumni)
1993	-	Emmitt Smith (NFL Alumni)
1995	-	Emmitt Smith (NFL Alumni)

NFL WIDE RECEIVER OF THE YEAR

1991 - Michael Irvin (NFL Alumni)

NFL TIGHT END OF THE YEAR

1993 - Jay Novacek (NFL Alumni)

2010 - Jason Witten (NFL Alumni)

NFL SPECIAL TEAMS PLAYER OF THE YEAR

1983 - # Bill Bates (NFL Alumni)

1984 - Bill Bates (NFL Alumni)

1996 - Jim Schwartz (NFL Alumni)

1998 - Deion Sanders (NFL Alumni)

GOLDEN TOE TROPHY (PFW) (top placekicker)

1981 - Rafael Septien

NFL ROOKIE OF THE YEAR

1977 - Tony Dorsett (NEA, PFWA, TSN)

NFC ROOKIE OF THE YEAR

1977 - Tony Dorsett (UPI, TSN)

1992 - Robert Jones, (UPI)

NFL OFFENSIVE ROOKIE OF THE YEAR

1969 - Calvin Hill, RB (AP)

1970 - Duane Thomas, RB (FN, PFG)

1977 - Tony Dorsett, RB (AP, PFW, FD)

1990 - Emmitt Smith, RB (AP, PFW, FN)

NFL MAN OF THE YEAR

1978 - Roger Staubach

1997 - Troy Aikman

2012 - Jason Witten (Walter Payton MOY)

FOOTBALL NEWS MAN OF THE YEAR

1981 - Tom Landry

BART STARR AWARD

2001 - Darren Woodson

2012 - Jason Witten

NFL COMEBACK PLAYER OF THE YEAR

2007 - Greg Ellis

NFL MOST IMPROVED PLAYER OF THE YEAR

2012 - Dez Bryant (PFW/PFWA)

NFL PLAYER OF THE WEEK

1993 - Michael Irvin, vs. S.F., 10/17 (PFWA)

Emmitt Smith, @ Phil., 10/31 (PFWA)

Emmitt Smith, @ N.Y. Gia., 1/2/94 (PFWA)

1994 - Jason Garrett, vs. G.B., 11/24 (PFHOF)

1995 - Emmitt Smith, @ N.Y. Gia., 9/4 (PFHOF)

Emmitt Smith, @ Minn., 9/17 (PFHOF)

1998 - Deion Sanders, @ N.Y. Gia., 9/21 (PFHOF)

1999 - Troy Aikman, @ Wash., 9/12 (PFHOF)

Dexter Coakley, vs. Mia. 11/25 (PFHOF)

NFC DEFENSIVE PLAYER OF THE WEEK

1984 - Randy White, vs. G.B., 9/23

Randy White, @ Phil., 12/2

1985 - Jim Jeffcoat, @ Wash., 11/10

Jim Jeffcoat, vs. N.Y. Gia., 12/15

1986 - Ed Jones, @ S.D., 11/16

1987 - Bill Bates, @ N.Y. Gia., 9/20

Ed Jones, vs. N.Y. Gia., 11/2

1988 - Ed Jones, vs. Atl., 9/25

1990 - Issiac Holt, @ T.B., 10/7

James Washington, vs. Pho., 12/16

1993 - Kevin Smith, @ N.Y. Jets, 12/18

1994 - Charles Haley, @ Pitt., 9/4

Darren Woodson, @ Phil., 12/4

Darrin Smith, @ N.O., 12/19

1995 - Charles Haley, vs. Den., 9/10

1996 - Leon Lett, @ Phil., 9/30

George Teague, vs. Minn., 12/28

1999 - Dexter Coakley, vs. Mia., 11/25

2003 - # Terence Newman, @ Wash. 12/14

2005 - Anthony Henry, vs. N.Y. Gia., 10/16

DeMarcus Ware, @ Car., 12/24

2007 - Anthony Henry, @ Chi., 9/23

2008 - DeMarcus Ware, vs. N.Y. Gia., 12/14

2009 - DeMarcus Ware, @ N.O., 12/19

Anthony Spencer, vs. Phil., 1/3/10

2010 - DeMarcus Ware, @ Hou., 9/26

Bryan McCann, @ N.Y. Gia., 11/14

Sean Lee, @ Ind., 12/5

2012 - Brandon Carr, vs. Pittsburgh, 12/16

2013 - Sean Lee, @ Philadelphia, 10/20

2015 - Sean Lee, @ Philadelphia, 9/20

NFC OFFENSIVE PLAYER OF THE WEEK

1985 - Tony Dorsett, vs. Pit., 10/13

Danny White, vs. StL., 11/28

1987 - Kelvin Edwards, vs. Phil., 10/11

Herschel Walker, vs. StL., 12/27

1988 - # Michael Irvin, @ Wash., 12/11

1991 - Emmitt Smith, @ Pho., 9/22

Troy Aikman, vs. N.Y. Gia., 9/29

Michael Irvin, vs. Atl., 12/22

1992 - Emmitt Smith, vs. Wash., 9/7

Michael Irvin, vs. Pho., 9/20

Emmitt Smith, @ Raid., 10/25

Erik Williams, vs. Phil., 11/1

Emmitt Smith, vs. Chi., 12/27

Troy Aikman, vs. Phil., 1/10/93

Troy Aikman, @ S.F., 1/17/93

1993 - Troy Aikman, vs. G.B., 10/3

Michael Irvin, vs. S.F., 10/17

Emmitt Smith, @ Phil., 10/31

Emmitt Smith, @ N.Y. Gia., 1/2/94

1994 - Troy Aikman, vs. Ariz., 10/9

Alvin Harper, @ Cin., 10/30

Jason Garrett, vs. G.B., 11/24

Troy Aikman, vs. G.B., 1/8/95

1995 - Emmitt Smith, @ N.Y. Gia., 9/4

Emmitt Smith, @ Minn., 9/17

Emmitt Smith, vs. G.B., 1/14/96

1996 - Troy Aikman, @ Mia., 10/27

1997 - Troy Aikman, @ Pitt., 8/31

1998 - Emmitt Smith, vs. N.Y. Gia., 11/8

1999 - Troy Aikman, @ Wash., 9/12

2001 - # Quincy Carter, vs. S.F., 12/30

2002 - Emmitt Smith, vs. Sea., 10/27

2005 - Drew Bledsoe, @ S.D., 9/11

Drew Bledsoe, vs. K.C., 12/11

2006 - Tony Romo, @ Ariz., 11/12

Tony Romo, vs. T.B., 11/23

2007 - Tony Romo, vs. N.Y. Gia., 9/9

Terrell Owens, vs. Wash., 11/18

Tony Romo, vs. G.B., 11/29

2009 - Miles Austin, @ K.C., 10/11

2011 - Tony Romo, @ S.F., 9/18

2014 - Tyron Smith, @ Sea, 10/12

Dez Bryant, @ Phi, 12/14

NFC SPECIAL TEAMS PLAYER OF THE WEEK

1993 - # Kevin Williams, vs. N.Y. Gia., 11/7

Eddie Murray, @ Minn., 12/12

1994 - Bill Bates, vs. Phil., 10/16

Kevin Williams, vs. Wash., 11/20

Brock Marion, vs. G.B., 1/8/95

1995 - John Jett, vs. G.B., 10/8

Chris Boniol, vs. N.Y. Gia., 12/17

1996 - Herschel Walker, vs. Atl., 10/20

Chris Boniol, vs. G.B., 11/18

Chris Boniol, vs. Minn., 12/28

1999 - Toby Gowin, vs. Wash., 10/24

2001 - Tim Seder, vs. Wash., 10/15

2002 - # Billy Cundiff, @ StL., 9/29

2003 - Billy Cundiff, @ N.Y. Gia., 9/15

Billy Cundiff, vs. N.Y. Gia., 12/21

2006 - # Sam Hurd, Car., 10/29

Mat McBriar, vs. Ind., 11/19

2007 - # Nick Folk, @ Buf., 10/8

NFC SPECIAL TEAMS PLAYER OF THE WEEK, cont.

2008	-	#	Felix Jones, vs. Phil., 9/15
2009	-		Patrick Crayton, vs. Atl., 10/25
2010	-	#	Bryan McCann, vs. Det., 11/21
2011	-	#	Dan Bailey, vs. Was., 9/26
2012	-		Dwayne Harris, @ Philadelphia, 11/11
			Dan Bailey, vs. Cleveland, 11/18
2013	-		Dwayne Harris, vs. N.Y. Gia., 9/8
			Dwayne Harris, vs. Wash, 10/13
2015	-		Dan Bailey, @ Wash, 12/7

NFC PRIME TIME PLAYER OF THE WEEK

1998	-		Deion Sanders, @ N.Y. Gia., 9/21
------	---	--	----------------------------------

NFC OFFENSIVE PLAYER OF THE MONTH

1991	-		Emmitt Smith, RB, December
1992	-		Emmitt Smith, RB, November
			Emmitt Smith, RB, December
1993	-		Troy Aikman, QB, October
			Emmitt Smith, RB, December
1995	-		Emmitt Smith, RB, September
2006	-		Tony Romo, QB, November
2007	-		Tony Romo, QB, September
			Terrell Owens, WR, November
2009	-		Tony Romo, QB, November
2014	-		DeMarco Murray, RB, September
			DeMarco Murray, RB, October
			Tony Romo, QB, December

NFC DEFENSIVE PLAYER OF THE MONTH

2011	-		Sean Lee, LB, September
2013	-		Sean Lee, LB, October

NFC SPECIAL TEAMS PLAYER OF THE MONTH

1996	-		Chris Boniol, K, November
1997	-		Richie Cunningham, K, September
1999	-		Jason Tucker, KR, December

NFL OFFENSIVE ROOKIE OF THE MONTH

2004	-		Julius Jones, RB, November
2011	-		DeMarco Murray, RB, November

NFL DEFENSIVE ROOKIE OF THE MONTH

1997	-		Dexter Coakley, LB, October
2005	-		DeMarcus Ware, LB, October

SUPER BOWL MOST VALUABLE PLAYER

SB V	-		Chuck Howley, LB
SB VI	-		Roger Staubach, QB
SB XII	-		Harvey Martin, DE
			Randy White, DT/LB
SB XXVII	-		Troy Aikman, QB
SB XXVIII	-		Emmitt Smith, RB
SB XXX	-		Larry Brown, CB

ED BLOCK COURAGE AWARD

(nominee from each NFL team for courage in battling injuries)

1984	-		James Jones, RB
1985	-		Howard Richards, OL
1986	-		Tony Dorsett, RB
1987	-		Brian Baldinger, OL
1988	-		Randy White, DT
1989	-		Ed Jones, DE
1990	-		Kelvin Martin, WR
1991	-		Ken Norton, LB
1992	-		Daryl Johnston, FB
1993	-		Bill Bates, S
1994	-		Mark Stepnoski, C
1995	-		Erik Williams, T
1996	-		Kevin Smith, CB
1997	-		Tony Tolbert, DE
1998	-		Darren Woodson, S
1999	-		Ernie Mills, WR
2000	-		Greg Ellis, DE
2001	-		Mike Lucky, TE
2002	-		Dat Nguyen, LB
2003	-		Jamar Martin, FB
2004	-	#	Julius Jones, RB

2005	-		Dan Campbell, TE
2006	-		Flozell Adams, T
2007	-		Jay Ratliff, NT
2008	-		Keith Davis, S
2009	-		Kyle Kosier, G
			Coach Joe DeCamillis, Special Courage Award
2010	-		Sam Hurd, WR
2011	-		Tony Romo, QB
2012	-		Jason Witten, TE
2013	-		Barry Church, S
2014	-		Tyrone Crawford, DT

BOB LILLY AWARD (voted by Cowboys fans for sportsmanship, dedication, leadership and achievement)

1985	-		Randy White, DT
1986	-		Randy White, DT
1987	-		Danny White, QB
1988	-		Ed Jones, DE
1989	-		Ed Jones, DE
1990	-		Bill Bates, S
1991	-		Bill Bates, S
1992	-		Troy Aikman, QB
1993	-		Bill Bates, S
1994	-		Bill Bates, S
1995	-		Troy Aikman, QB
1996	-		Emmitt Smith, RB
1997	-		Troy Aikman, QB
1998	-		Troy Aikman, QB
1999	-		Emmitt Smith, RB
2001	-		Emmitt Smith, RB
2002	-		Emmitt Smith, RB
2003	-		Darren Woodson, S
2004	-		Jason Witten, TE
2005	-		Drew Bledsoe, QB
2006	-		Tony Romo, QB
2007	-		Tony Romo, QB
2008	-		Jason Witten, TE
2009	-		DeMarcus Ware, LB
2010	-		Dez Bryant, WR
2011	-		DeMarcus Ware, LB
2012	-		Jason Witten, TE
2013	-		Barry Church, S
2014	-		Jason Witten, TE
2015	-		Jason Witten, TE

SPORTSMAN OF THE YEAR

1994	-		Emmitt Smith (TSN)
------	---	--	--------------------

DASA PRO ATHLETE OF THE YEAR

1991	-		Michael Irvin, WR
			Emmitt Smith, RB
1993	-		Troy Aikman, QB
			Emmitt Smith, RB

DASA BIG "D" AWARD

1990	-		Jimmy Johnson
1991	-		Jerry Jones
1992	-		Emmitt Smith
2001	-		Troy Aikman
2004	-		Jerry Jones

DASA FIELD SCOVELL AWARD

1970	-		Dallas Cowboys
1971	-		Bob Lilly
1975	-		Roger Staubach
1977	-		Tom Landry
1980	-		Randy White
1981	-		Tony Dorsett
1992	-		Dallas Cowboys
1994	-		Troy Aikman
1995	-		Emmitt Smith
2001	-		Gil Brandt

DASA COACH OF THE YEAR

1995	-		Barry Switzer
2004	-		Bill Parcells

DASA LEGENDS AWARD

1993	-	Tom Landry
2001	-	Gene Stallings
2004	-	Herschel Walker

DASA GARY BRIDELL COURAGE AWARD

1994	-	Bill Bates
------	---	------------

DASA ROLE MODEL AWARD

1997	-	Daryl Johnston
1999	-	Darren Woodson
2002	-	Emmitt Smith

NFL MAN OF THE YEAR

(Dallas nominees, Club winner underlined when selected **BOLD**)

League winner

1970	-	Bob Lilly, John Niland, Pettis Norman
1971	-	John Niland, Jethro Pugh, Roger Staubach
1972	-	John Niland, Jethro Pugh, Roger Staubach
1973	-	Calvin Hill, John Niland, Roger Staubach
1975	-	John Fitzgerald, Bill Gregory, Roger Staubach
1976	-	Ralph Neely, Roger Staubach, Mark Washington
1978	-	Roger Staubach
1980	-	Billy Joe DuPree, D.D. Lewis, <u>Drew Pearson</u>
1981	-	Billy Joe DuPree, D.D. Lewis, Robert Newhouse
1982	-	Bob Breunig, Tony Dorsett, Bill Joe DuPree
1983	-	Bob Breunig, Butch Johnson, <u>Danny White</u>
1984	-	Bob Breunig, <u>Doug Cosbie</u> , Howard Richards
1985	-	Bill Bates
1986	-	Jim Jeffcoat
1987	-	Jim Jeffcoat

1988	-	Herschel Walker
1989	-	Everson Walls
1990	-	Jim Jeffcoat
1991	-	Troy Aikman
1992	-	<u>Troy Aikman</u> , Jim Jeffcoat, James Washington
1993	-	<u>Troy Aikman</u> , Russell Maryland, James Washington
1994	-	Troy Aikman
1995	-	<u>Troy Aikman</u> , Daryl Johnston, Russell Maryland
1996	-	<u>Troy Aikman</u> , Bill Bates, Daryl Johnston
1997	-	Troy Aikman , Daryl Johnston, Emmitt Smith
1998	-	Richie Cunningham, <u>Daryl Johnston</u> , Emmitt Smith
1999	-	Emmitt Smith
2000	-	Ebenezer Ekuban, Chad Hennings, <u>Darren Woodson</u>
2001	-	Ebenezer Ekuban, Emmitt Smith, Darren Woodson
2002	-	Ebenezer Ekuban, Joey Galloway, Kelvin Garmon, Emmitt Smith, Darren Woodson
2003	-	Ebenezer Ekuban, Joey Galloway, Dat Nguyen, Roy Williams, <u>Darren Woodson</u>
2004	-	Keyshawn Johnson, Dat Nguyen, <u>Roy Williams</u>
2005	-	La'Roi Glover, Keyshawn Johnson, Roy Williams
2006	-	Terence Newman, DeMarcus Ware, <u>Roy Williams</u>
2007	-	DeMarcus Ware, Roy Williams, <u>Jason Witten</u>
2008	-	Bradie James, DeMarcus Ware, <u>Jason Witten</u>
2009	-	Bradie James, DeMarcus Ware, Jason Witten
2010	-	Terence Newman, DeMarcus Ware, <u>Jason Witten</u>
2011	-	<u>Bradie James</u> , DeMarcus Ware, Jason Witten
2012	-	Miles Austin, Brandon Carr, <u>Jason Witten</u>
2013	-	<u>Brandon Carr</u> , DeMarcus Ware, Jason Witten
2014	-	DeMarco Murray
2015	-	Brandon Carr

AP - Associated Press; **CPFN** - College & Pro Football Newsweekly; **DASA** - Dallas All Sports Association; **FD** - Football Digest; **FN** - Football News; **NEA** - Newspaper Enterprise Association; **PFG** - Pro Football Guide; **PFHOF** - Pro Football Hall of Fame; **PFW** - Pro Football Weekly; **PFWA** - Pro Football Writers of America; **SBJ** - Sports Business Journal; **TSN** - The Sporting News; **UPI** - United Press International



2016 Dallas Cowboys Pro Bowlers (from left to right): Sean Lee, Zack Martin, Dan Bailey, Travis Frederick and Tyron Smith.

Cowboys All-Time Draft

1960

EXPANSION DRAFT			
Player	Pos.	College	
FROM BALTIMORE			
L.G. DUPRE	RB	Baylor	
RAY KROUSE	DE	Maryland	
DAVE SHERER	WR/P	Southern Methodist	
FROM CHICAGO			
DON HEALY	DT	Maryland	
JACK JOHNSON	RB	Miami, Fla.	
PETE JOHNSON	RB	V.M.I.	
FROM CLEVELAND			
LEROY BOLDEN	RB	Michigan State	
FRANK CLARKE	WR/TE	Colorado	
ED MODZELEWSKI	RB	Maryland	
FROM DETROIT			
CHARLES ANE	C	Southern California	
GENE CRONIN	LB	Pacific	
JIM DORAN	WR	Iowa State	
FROM GREEN BAY			
NATE BORDEN	DE	Indiana	
BILL BUTLER	S	Tenn. Chattanooga	
DON McHENNY	RB	Southern Methodist	
FROM L.A. RAMS			
TOM FRANCKHAUSER	CB	Purdue	
BOB FRY	T	Kentucky	
DUANE PUTNAM	G	Pacific	
FROM N.Y. GIANTS			
AL BARRY	G	Southern California	
MELWOOD "BUZ" GUY	G	Duke	
DON HEINRICH	QB	Washington	
FROM PHILADELPHIA			
DICK BIELSKI	TE	Maryland	
GERRY DeLUCCA	T	Mid. Tennessee St.	
BILL STRIEGEL	LB	Pacific	
FROM PITTSBURGH			
RAY FISHER	T/DT	Eastern Illinois	
BOBBY LUNA	RB	Alabama	
RAY MATHEWS	WR	Clemson	
FROM ST. LOUIS			
BOB CROSS	T	Kilgore J.C.	
ED HUSMANN	DT	Nebraska	
JACK PATERA	LB	Oregon	
FROM SAN FRANCISCO			
FRED DUGAN	WR	Dayton	
JOHN GONZAGA	DE	no college	
JERRY TUBBS	LB	Oklahoma	
FROM WASHINGTON			
TOM BRAATZ	LB	Marquette	
JOE NICELY	C	West Virginia	
DOYLE NIX	RB	Southern Methodist	

1961

(Drafted 2nd)			
Rd.	Player	Pos.	College Sel. #
1.	(A) No Choice – Traded along with sixth round choice to Washington for Eddie LeBaron.		
1.	(B) BOB LILLY	DT	Texas Christian 13
	Choice from Cleveland for first round pick in 1962.		
2.	E.J. HOLUB	LB	Texas Tech. 16
	(went to AFL)		
3.	STEW BARBER	G	Penn State 30
	(went to AFL)		
4.	SONNY DAVIS	WR	Baylor 44
	No Choice – Traded to San Francisco for Gene Babb.		
6.	No Choice – Traded, along with first round choice, to Washington for LeBaron.		
7.	ART GIMORE	HB	Oregon State 66
8.	DON TALBERT*	T	Texas 100
9.	GLYNN GREGORY	HB	Southern Methodist 114
10.	No Choice – Traded to Green Bay for Fred Cone.		
11.	NORRIS STEVENSON	HB	Missouri 142
12.	LOWNDES SHINGLER	QB	Clemson 156
13.	DON GOODMAN	HB	Florida 170
14.	BILL SHAW	G	Georgia Tech 184
	(went to AFL)		
15.	JULIUS VARNADO	T	San Francisco State 198
	(went to AFL)		

16.	JERRY STEFFEN	HB	Colorado	212
17.	EVERETT CLOUD	HB	Maryland	226
18.	RANDY WILLIAMS	HB	Indiana	240
19.	LYNN HOYEM*	C	Long Beach State	254
20.	JERRY MORGAN	QB	Iowa State	268

1962

(Drafted 4th)			
Rd.	Player	Pos.	College Sel. #
1.	No Choice – Traded to Cleveland for first round pick in 1961.		
2.	SONNY GIBBS*	QB	Texas Christian 18
3.	(A) No Choice – Traded to Chicago for Don Meredith.		
3.	(B) BOBBY PLUMMER	G	Texas Christian 39
	Choice from Cleveland for Duane Putnam.		
4.	No Choice – Traded to San Francisco for Bill Herchman.		
5.	No Choice – Traded to Los Angeles for Jimmy Harris.		
6.	(A) DONNIE DAVIS	TE	Southern University 74
6.	(B) GEORGE ANDRIE	DE	Marquette 82
	Choice and Allen Green from New York for Fred Dugan.		
7.	No Choice – Traded to Los Angeles for John Houser.		
8.	KEN TUREAUD	RB	Michigan 102
9.	No Choice – Traded to Baltimore for Don Perkins.		
10.	JOHN M. LONGMEYER	RB	Southern Illinois 130
11.	LARRY HUDAS	WR	Michigan State 144
12.	No Choice – Traded to Green Bay for Steve Mellinger.		
13.	ROBERT MOSES	TE	Texas 172
14.	HAROLD HAYS*	G	Southern Mississippi 186
15.	GUY REESE	T	Southern Methodist 200
16.	ROBERT JOHNSTON	T	Rice 214
17.	RAY JACOBS	DT	Howard Payne 228
	(went to AFL)		
18.	DAVE CLOUTIER*	RB	Maine 242
	(went to AFL)		
19.	PAUL HOLMES	T	Georgia 256
20.	AMOS BULLOCKS	RB	Southern Illinois 270

1963

(Drafted 6th)			
Rd.	Player	Pos.	College Sel. #
1.	LEE ROY JORDAN	LB	Alabama 6
2.	No Choice – Traded along with ninth round choice to Chicago for Chuck Howley.		
3.	JIM PRICE	LB	Auburn 34
4.	WHALEY HALL*	G	Mississippi 48
5.	No Choice – Traded to New York for Dick Nolan.		
6.	No Choice – Traded to Green Bay for John Sutor.		
7.	MARV CLOTHIER	G	Kansas 90
8.	No Choice – Traded to Green Bay for Lee Folkins.		
9.	No Choice – Traded along with second round choice to Chicago for Chuck Howley.		
10.	ROD SCHEYER	T	Washington 132
11.	RAY SCHOENKE	C	Southern Methodist 146
12.	BILL PERKINS	FB	Iowa 160
13.	PAUL WICKER*	T	Fresno State 174
14.	LOU CIOCI	LB	Boston College 188
15.	JERRY OVERTON	WR	Utah 202
16.	DENNIS GOLDEN	T	Holy Cross 216
17.	ERNEST PARKS*	G	McMurry 230
	(went to AFL)		
18.	BILL FRANK	T	Colorado 244
19.	JIM STIGER	RB	Washington 258
20.	TOMMY LUCAS	TE	Texas 272

1964

(Drafted 4th)			
Rd.	Player	Pos.	College Sel. #
1.	SCOTT APPLETON	DT	Texas 4
2.	MEL RENFRO	DB	Oregon 17
3.	No Choice – Traded to L.A. Rams for Bob Long and John Meyers.		
4.	PERRY LEE DUNN	DB	Mississippi 45
5.	No Choice – Traded to Green Bay for Gary Barnes		
6.	(A) BILLY LOTHRIEDGE	K-QB	Georgia Tech 73
6.	(B) JIM CURRY	WR	Cincinnati 82
	Choice from Cleveland for Andy Cvercko.		
6.	(C) JIMMY EVANS	WR	Texas Western 83
	Choice from Green Bay for Jerry Norton.		
7.	BOB HAYES*	WR	Florida A&M 88

8.	AL GEVERINK.....	RB.....	UCLA.....	101
9.	JAKE KUPP	G.....	Washington.....	116
10.	ROGER STAUBACH*	QB.....	Navy.....	129
11.	BOBBY CRENSHAW.....	G.....	Baylor.....	144
(went to AFL)				
12.	JERRY NORMAN.....	WR.....	NW Louisiana.....	157
13.	JERRY RHOME*	QB.....	Tulsa.....	172
14.	JIM WORDEN.....	LB.....	Wittenberg.....	185
15.	BILL VAN BURKLEO.....	WR.....	Tulsa.....	200
16.	PAUL CERCEL.....	C.....	Pittsburgh.....	213
17.	HARRY ABELL*.....	LB.....	Missouri.....	228
(went to AFL)				
18.	No Selection.....	Player chosen not eligible.		
19.	H.D. MURPHY.....	DB.....	Oregon.....	256
20.	JOHN HUGHES.....	LB.....	Southern Methodist.....	269

1965

(Drafted 6th)

Rd.	Player	Pos.	College	Sel. #
1.	CRAIG MORTON	QB.....	California.....	5
2.	MALCOLM WALKER	LB.....	Rice.....	19
3.	No Choice – Traded to Green Bay			
4.	(A) JIM SIDLE.....	FB.....	Auburn.....	47
4.	(B) BOB SVIHUS.....	T.....	Southern California.....	53
(went to AFL) Choice from Detroit for Sonny Gibbs.				
5.	ROGER PETTEE.....	LB.....	Florida.....	61
6.	SONNY UTZ.....	RB.....	VPI.....	75
7.	BRIG OWENS.....	DB.....	Cincinnati.....	89
8.	RUSSELL WAYT	LB.....	Rice.....	103
9.	JIM ZANIOS.....	FB.....	Texas Tech.....	117
10.	GAYLON MCCOLLOUGH.....	C.....	Elizabeth City State.....	131
11.	JETHRO PUGH	DT.....	Elizabeth City State.....	145
12.	ERNIE KELLERMAN.....	QB.....	Miami, OH.....	159
13.	JACK SCHRAUB.....	TE.....	California.....	173
14.	GARRY PORTERFIELD	DE.....	Tulsa.....	187
15.	GENE FOSTER.....	RB.....	Arizona State.....	201
(went to AFL)				
16.	DOUG McDUGAL.....	E.....	Oregon State.....	215
17.	MITCH JOHNSON	T.....	UCLA.....	229
18.	MARTIN AMSLER.....	DT.....	Evansville.....	243
19.	MERV RETTENMUND.....	HB.....	Ball State.....	257
20.	RON BARLOW*.....	T.....	Kansas State.....	271

1966

(Drafted 5th)

Rd.	Player	Pos.	College	Sel. #
1.	JOHN NILAND	G.....	Iowa.....	5
2.	WILLIE TOWNES*	DE.....	Tulsa.....	22
3.	No Choice – Traded to San Francisco for Leon Donohue.			
4.	No Choice – Traded to Baltimore for Ralph Neely.			
5.	(A) No Choice – Traded to San Francisco for J.D. Smith.			
5.	(B) WALT GARRISON	RB.....	Oklahoma State.....	79
Choice from Baltimore through Detroit for Amos Marsh.				
6.	BOB DUNLEVY.....	WR.....	West Virginia.....	86
7.	ART ROBINSON.....	TE.....	Florida A&M.....	100
8.	DON KUNIT.....	RB.....	Penn State.....	116
9.	DARRELL ELAM.....	FL.....	West Virginia Tech.....	130
10.	MASON MITCHELL.....	RB.....	Washington.....	146
11.	AUSTIN DENNEY*.....	TE.....	Tennessee.....	160
12.	(A) LES SHY	RB.....	Long Beach State.....	173
Choice from Pittsburgh for Lee Folkins.				
12.	(B) CRAIG BAYNHAM*	RB.....	Georgia Tech.....	176
13.	RONNIE LAMB.....	RB.....	South Carolina.....	190
14.	LEWIS TURNER.....	RB.....	Norfolk State.....	206
15.	MARK GARTUNG*.....	DT.....	Oregon State.....	220
16.	TOM PIGGEE.....	RB.....	San Francisco State.....	236
17.	GEORGE ALLEN.....	T.....	West Texas State.....	250
(went to AFL)				
18.	STEVE ORR.....	DT.....	Washington.....	266
19.	BYRON JOHNSON.....	T.....	Central Wash. St.....	280
20.	LOU HUDSON.....	FL.....	Minnesota.....	296

1967

(Drafted 23rd)

Rd.	Player	Pos.	College	Sel. #
1.	No Choice – Given along with second- and two fifth round choices, to Houston for Ralph Neely.			
2.	No Choice – Given along with first- and two fifth round choices to Houston for Ralph Neely.			
3.	PHIL CLARK	DB.....	Northwestern.....	76

4.	CURTIS MARKER.....	G.....	Northern Michigan.....	103
5.	(A) No Choice – Choice and Jim Steffen from Washington for Brig Owens, Mitch Johnson, and Jake Kupp; given along with first, second and fifth round choices to Houston for Ralph Neely.			
5.	(B) No Choice – From Cleveland for Joe Bob Isbell; given along with first, second and fifth round choices to Houston for Ralph Neely.			
5.	(C) No Choice – Traded to Green Bay for Henry Gremminger.			
6.	SIMS STOKES	DB.....	Northern Arizona.....	157
7.	RAYFIELD WRIGHT	DE.....	Fort Valley State.....	182
8.	STEVE LAUB.....	QB.....	Illinois Wesleyan.....	208
9.	BYRON MORGAN.....	DB.....	Findlay (Ohio).....	234
10.	EUGENE BOWENS.....	RB.....	Tennessee A&I.....	260
11.	PAT RILEY.....	WR.....	Kentucky.....	285
12.	HAROLD DETERS	K.....	North Carolina State.....	312
13.	AL KERKIAN.....	DE.....	Akron.....	338
14.	TOM BOYD.....	G.....	Tarleton State.....	364
15.	LEAVIE DAVIS.....	DB.....	Edward Waters Col.....	390
16.	PAUL BROTHERS.....	HB.....	Oregon State.....	416
17.	GEORGE ADAMS.....	LB.....	Morehead State.....	442

1968

(Drafted Alternately 20th, 19th, 21st)

Rd.	Player	Pos.	College	Sel. #
1.	DENNIS HOMAN	FL.....	Alabama.....	20
2.	DAVID McDANIELS	WR.....	Mississippi Valley.....	45
3.	(A) No Choice – Traded to Minnesota for Lance Rentzel.			
3.	(B) ED HARMON.....	LB.....	Louisville.....	71
Choice from Chicago for Austin Denney and Mac Percival.				
4.	(A) No Choice – Traded to New Orleans for Larry Stephens.			
4.	(B) JOHN DOUGLAS.....	LB.....	Missouri.....	97
Choice from New York for Jim Colvin.				
5.	BLAINE NYE	G.....	Stanford.....	130
6.	D.D. LEWIS	LB.....	Mississippi State.....	159
7.	BOB TAUCHER.....	T.....	Nebraska.....	185
8.	FRANK BROWN	DE.....	Albany State.....	211
9.	KEN KMIEC.....	DB.....	Illinois.....	241
10.	BEN OLISON.....	FL.....	Kansas.....	266
11.	RON SHOTTS.....	RB.....	Oklahoma.....	292
12.	WILSON WHITTY.....	LB.....	Boston University.....	321
13.	CARTER LORD.....	TE.....	Harvard.....	347
14.	RON WILLIAMS.....	DB.....	West Virginia.....	373
15.	TOMMY LUNCEFORD.....	P.....	Auburn.....	402
16.	LARRY COLE	DE.....	Hawaii.....	428
17.	GEORGE NORDGREN.....	RB.....	Houston.....	454

1969

(Drafted Alternately 24th, 23rd, 22nd)

Rd.	Player	Pos.	College	Sel. #
1.	CALVIN HILL	RB.....	Yale.....	24
2.	RICHMOND FLOWERS	WR.....	Tennessee.....	49
3.	(A) TOM STINGIC	LB.....	Michigan.....	68
3.	(B) HALVOR HAGEN	DE.....	Weber State.....	74
Choice from San Francisco for Harold Hayes.				
4.	No Choice – Traded to New Orleans for Dave Simmons.			
5.	(A) No Choice – Traded to Baltimore for Andy Stynchula.			
5.	(B) CHUCK KYLE	LB.....	Purdue.....	125
Choice from Los Angeles for Coy Bacon.				
6.	RICH SHAW.....	FL.....	Arizona State.....	152
7.	LARRY BALES.....	WR.....	Emory & Henry.....	180
8.	ELMER BENHARDT.....	LB.....	Missouri.....	205
9.	CLAXTON WELCH	RB.....	Oregon.....	230
10.	STUART GOTTLIEB.....	G.....	Weber State.....	258
11.	CLARENCE WILLIAMS.....	DT.....	Prairie View A&M.....	283
12.	BOB BELDEN	QB.....	Notre Dame.....	308
13.	RENE MATISON.....	WR.....	New Mexico.....	336
14.	GERALD LUTRI.....	T.....	Northern Michigan.....	361
15.	BILL JUSTUS.....	DB.....	Tennessee.....	386
16.	FLOYD KERR.....	DB.....	Colorado State.....	414
17.	BILL BAILEY.....	DT.....	Lewis & Clark.....	439

1970

(Drafted 23rd)

Rd.	Player	Pos.	College	Sel. #
1.	DUANE THOMAS	RB.....	West Texas.....	23
2.	(A) BOB ASHER	T.....	Vanderbilt.....	27
Choice from Chicago for Craig Baynham and Phil Clark.				
2.	(B) MARGENE ADKINS	WR.....	Henderson J.C.....	49
3.	(A) CHARLIE WATERS	CB.....	Clemson.....	66
Choice from Houston through Cleveland for Jerry Rhome.				
3.	(B) STEVE KINER	LB.....	Tennessee.....	73

Choice from Cleveland for Jerry Rhome.

3.	(C) DENTON FOX	S	Texas Tech.	75
4.	JOHN FITZGERALD	T	Boston College	101
5.	No Choice – Traded to St. Louis for Bobby Joe Conrad.			
6.	PAT TOOMAY	DE	Vanderbilt	153
7.	DON ABBEY	LB	Penn State	179
8.	JERRY DOSSEY	G	Arkansas	205
9.	ZENON ANDRUSYSHYN	K	UCLA	231
10.	PETE ATHAS	S	Dade J.C.	257
11.	IVAN SOUTHERLAND	DT	Clemson	283
12.	JOE WILLIAMS	RB	Wyoming	309
13.	MARK WASHINGTON	CB	Morgan State	335
14.	JULIAN MARTIN	WR	N. Carolina Central	361
15.	KEN DeLONG	TE	Tennessee	387
16.	SEABERN HILL	CB	Arizona State	411
17.	GLENN PATTERSON	C	Nebraska	438

1971

(Drafted 25th)

Rd.	Player	Pos.	College	Sel. #
1.	TODY SMITH	DE	Southern California	25
2.	ISAAC THOMAS	CB	Bishop	51
3.	(A) SAM SCARBER	RB	New Mexico	69
	Choice from St. Louis for John Wilbur.			
3.	(B) BILL GREGORY	DE	Wisconsin	77
4.	(A) JOE CARTER	TE	Grambling	80
	Choice from New Orleans for Willie Townes.			
4.	(B) BUDDY MITCHELL	T	Mississippi	103
5.	RON KADZIEL	LB	Stanford	129
6.	STEVE MAIER	WR	Northern Arizona	155
7.	BILL GRIFFIN	T-G	Catawba	181
8.	RON JESSIE	WR	Kansas	206
9.	HONOR JACKSON	WR	Pacific	233
10.	RODNEY WALLACE	DT	New Mexico	259
11.	ERNEST BONWELL	LB	Lane College	285
12.	STEVE GOEPEL	QB	Colgate	311
13.	JAMES FORD	RB	Texas Southern	337
14.	TYRONE COUEY	DB	Utah State	363
15.	BOB YOUNG	TE	Delaware	389
16.	JOHN BRENNAN	T	Boston College	415
17.	JOHN BOMER	C	Memphis State	440

1972

(Drafted 26th)

Rd.	Player	Pos.	College	Sel. #
1.	BILL THOMAS	RB	Boston College	26
2.	(A) ROBERT NEWHOUSE	RB	Houston	35
	Choice from New England for Halvor Hagen and Honor Jackson.			
2.	(B) JOHN BABINECZ	LB	Villanova	39
	Choice from New Orleans for Margene Adkins.			
2.	(C) CHARLES MCKEE	WR	Arizona	52
3.	(A) MIKE KELLER	LB	Michigan	64
	Choice from New England for Halvor Hagen and Honor Jackson.			
3.	(B) MARV BATEMAN	P-K	Utah	78
4.	(A) TIM KEARNEY	LB	Northern Michigan	83
	Choice from New Orleans for Joe Williams.			
4.	(B) ROBERT WEST	WR	San Diego State	90
	Choice from New England for Steve Kiner.			
4.	(C) CHARLES ZAPICO	LB	Penn State	93
	Choice from Detroit for Ron Jessie.			
4.	(D) No Choice – Traded to New Orleans for Don Talbert.			
5.	No Choice – Traded to San Diego for Tony Liscio.			
6.	CHARLES BOLDEN	DB	Iowa	156
7.	No Choice – Traded to Chicago for Lee Roy Caffey.			
8.	RALPH COLEMAN	LB	North Carolina A&T	208
9.	ROY BELL	RB	Oklahoma	234
10.	RICHARD AMMAN	DE	Florida State	260
11.	LONNIE LEONARD	T-G	North Carolina A&T	286
12.	JIMMY HARRIS	WR	Ohio State	312
13.	JEAN FUGETT	TE	Amherst	338
14.	ALAN THOMPSON	RB	Wisconsin	363
15.	CARLOS ALVAREZ	WR	Florida	390
16.	GORDON LONGMIRE	QB	Utah	416
17.	ALFONSO CAIN	DT	Bethune-Cookman	442

1973

(Drafted Alternately 20th, 22nd, 21st)

Rd.	Player	Pos.	College	Sel. #
1.	BILLY JOE DuPREE	TE	Michigan State	20
2.	(A) GOLDEN RICHARDS	WR	Hawaii	46
	Choice from Green Bay for Ron Widby and Ike Thomas.			

2.	(B) No Choice – To Chicago as compensation for signing Jack Concannon.			
3.	(A) HARVEY MARTIN	DT	East Texas State	53
	Choice from Houston through New Orleans for Tom Stincic.			
3.	(B) No Choice – Traded to New England for Ron Sellers.			
4.	DRANE SCRIVENER	DB	Tulsa	98
5.	BRUCE WALTON	T	UCLA	126
6.	BOB LEYEN	G	Yale	151
7.	RODRIGO BARNES	LB	Rice	176
8.	DAN WERNER	QB	Michigan State	204
9.	MIKE WHITE	CB	Minnesota	229
10.	CARL JOHNSON	LB	Tennessee	254
11.	GERALD CASWELL	G	Colorado State	282
12.	JIM ARNESON	G	Arizona	307
13.	JOHN SMITH	WR	UCLA	332
14.	BOB THORNTON	G-C	North Carolina	360
15.	WALT BAISY	LB	Grambling	385
16.	JOHN CONLEY	TE	Hawaii	410
17.	LES STRAYHORN	RB	East Carolina	438

1974

(Drafted Alternately 22nd, 21st, 20th, 23rd)

Rd.	Player	Pos.	College	Sel. #
1.	(A) ED JONES	DE	Tennessee State	1
	Choice from Houston for Toddy Smith and Billy Parks.			
1.	(B) CHARLES YOUNG	RB	North Carolina State	22
2.	No Choice – Choice and Ron Sellers to Miami for Otto Stowe.			
3.	(A) DANNY WHITE	QB	Arizona State	53
	Choice from Houston for Toddy Smith and Billy Parks.			
3.	(B) CHALVIN PETERSON	LB	UCLA	72
4.	(A) KEN HUTCHERSON	LB	Livingston State	97
	Choice from Oakland for Gloster Richardson.			
4.	(B) ANDY ANDRADE	RB-DB	Northern Michigan	101
5.	JOHN KELSEY	T	Missouri	126
6.	JIM BRIGHT	DB	UCLA	151
7.	RAYMOND NESTER	LB	Michigan State	176
8.	MIKE HOLT	DB	Michigan State	205
9.	BILL DULIN	T	Johnson C. Smith	230
10.	DENNIS MORGAN	DB	Western Illinois	255
11.	HARVEY MCGEE	WR	Southern Mississippi	280
12.	KEITH BOBO	QB	Southern Methodist	309
13.	FRED LIMA	K	Colorado	334
14.	DOUG RICHARDS	DB	Brigham Young	359
15.	BRUCE CRAFT	DT	Geneva, Pa.	384
16.	GENE KILLIAN	T	Tennessee	413
17.	LAWRIE SKOLROOD	T	North Dakota	438

1975

(Drafted 18th)

Rd.	Player	Pos.	College	Sel. #
1.	(A) RANDY WHITE	DE	Maryland	2
	Choice from N.Y. Giants for Craig Morton.			
1.	(B) THOMAS HENDERSON	LB	Langston	18
2.	BURTON LAWLESS	G	Florida	44
3.	BOB BREUMING	LB	Arizona State	70
4.	(A) PAT DONOVAN	DE	Stanford	90
	Choice from Houston for Mike Montgomery.			
4.	(B) RANDY HUGHES	DB	Oklahoma	96
5.	(A) KYLE DAVIS	C	Oklahoma	113
	Choice from Green Bay for Jack Concannon.			
5.	(B) No Choice – Traded to Cincinnati for Clint Longley.			
6.	ROLLY WOOLSEY	DB	Boise State	148
7.	MICHAEL HEGMAN	LB	Tennessee State	173
8.	MITCH HOOPES	P	Arizona	200
9.	ED JONES	DB	Rutgers	226
10.	DENNIS BOOKER	RB	Millersville State	252
11.	GREG KRPALEK	C	Oregon State	278
12.	CHUCK BLAND	DB	Cincinnati	304
13.	HERB SCOTT	G	Virginia Union	330
14.	SCOTT LAIDLAW	RB	Stanford	356
15.	WILLIE HAMILTON	RB	Arizona	382
16.	PETE CLARK	TE	Colorado State	407
17.	JIM TESTERMAN	TE	Dayton	434

1976

(Drafted 27th)

Rd.	Player	Pos.	College	Sel. #
1.	AARON KYLE	DB	Wyoming	27
2.	(A) JIM JENSEN	RB	Iowa	40
	Choice from N.Y. Giants for Craig Morton.			

2. (B) JIM EIDSON	G.	Mississippi State	55
3. (A) DUKE FERGERTSON	WR	San Diego State	73
Choice from San Francisco for Bob Hayes.			
3. (B) JOHN SMITH	RB	Boise State	75
Choice from Denver for Otto Stowe.			
3. (C) BUTCH JOHNSON	WR	UC-Riverside	87
4. TOM RAFFERTY	G.	Penn State	119
5. WALLY PESUIT	T	Kentucky	151
6. GREG MCGUIRE	T	Indiana	181
7. (A) GREG SCHAUM	DT	Michigan State	186
Choice from San Diego for Ken Hutcherson.			
7. (B) DAVID WILLIAMS	RB	Colorado	208
8. HENRY LAWS	DB	South Carolina	236
9. BEASLEY REECE	DB	North Texas	264
10. LEROY COOK	DE	Alabama	290
11. CORNELIUS GREEN	QB	Ohio State	317
12. CHARLES MCSHANE	LB	Cal Lutheran	346
13. MARK DRISCOLL	QB	Colorado State	374
14. LARRY MUSHINSKIE	TE	Nebraska	402
15. DALE CURRY	LB	UCLA	430
16. RICH COSTANZO	T	Nebraska	458
17. STAN WOODFILL	K	Oregon	486

1977

(Drafted Alternately 24th, 25th, 26th)

(Drafted Alternately 24th, 25th, 26th)				
Rd.	Player	Pos.	College	Sel. #
1.	TONY DORSETT	RB	Pittsburgh	2
Choice from Seattle for Cowboys' first round choice and three second round choices				
2.	GLENN CARANO	QB	Nevada-Las Vegas	54
Choice from Seattle for Duke Ferguson				
3.	(A) TONY HILL	WR	Stanford	62
Choice from Philadelphia for John Niland.				
3.	(B) VAL BELCHER	G	Houston	81
4.	GUY BROWN	LB	Houston	108
5.	ANDY FREDERICK	OL	New Mexico	137
6.	JIM COOPER	T	Temple	164
7.	DAVID STALLS	DT	Northern Colorado	191
8.	(A) AL CLEVELAND	DL	Pacific	208
Choice from San Diego for Mitch Hoopes.				
8.	(B) FRED WILLIAMS	RB	Arizona State	221
9.	MARK CANTRELL	C	North Carolina	248
10.	STEVE DeBERG	QB	San Jose State	275
11.	DON WARDLOW	TE	Washington	305
12.	GREG PETERS	OL	California	332

1978

(Drafted 28th)

Rd.	Player	Pos.	College	Sel. #
1.	LARRY BETHEA	DL	Michigan State	28
2.	TODD CHRISTENSEN	RB-TE	Brigham Young	56
3.	DAVID HUDGENS	OL	Oklahoma	84
4.	ALOIS BLACKWELL	RB	Houston	112
5.	RICH ROSEN	G.	Syracuse	140
6.	HAROLD RANDOLPH	LB	East Carolina	168
7.	TOM RANDALL	DT	Iowa State	196
8.	HOMER BUTLER	WR	UCLA	224
9.	RUSS WILLIAMS	DB	Tennessee	252
10.	BARRY TOMASETTI	OL	Iowa	280
11.	DENNIS THURMAN	S	Southern California	308
12.	LEE WASHBURN	OL	Montana State	336

1979

(Drafted 27th)

Rd.	Player	Pos.	College	Sel. #
1.	ROBERT SHAW	C	Tennessee	27
2.	AARON MITCHELL	CB	Nevada-Las Vegas	55
3.	DOUG COSBIE	TE	Santa Clara	76
Swapped choices with Seattle in Bill Gregory trade.				
4.	RALPH DeLOACH	DE	California	109
5. (A)	BOB HUKILL	OL	North Carolina	121
Choice from Chicago for Golden Richards.				
5. (B)	CURTIS ANDERSON	DE	Central State (OH)	128
Choice from Seattle for Erren Herrera.				
5. (C)	RON SPRINGS	RB	Ohio State	136
6. (A)	TIM LAVENDER	CB	Southern California	155
Choice from Seattle for Bill Gregory.				
6. (B)	MIKE SALZANO	OL	North Carolina	160
Choice from Denver for Jim Jensen.				
6. (C)	CHRIS DeFRANCE	WR	Arizona State	164
7.	GREG FITZPATRICK	LB	Youngstown	191
8.	BRUCE THORNTON	DT	Illinois	219

9.	GARRY COBB	LB	Southern California	247
10.	MIKE CALHOUN	DT	Notre Dame	274
11.	No Choice	- Traded to Detroit for Skip Butler		
12.	QUENTIN LOWRY	LB	Youngstown	329

1980

(Drafted Alternately 23rd, 24th, 25th)

Rd.	Player	Pos.	College	Sel. #
1.	No Choice – Traded along with second round choice to Baltimore for John Dutton.			
2.	No Choice – Traded along with first round choice to Baltimore for John Dutton.			
3.	(A) BILL ROE	LB	Colorado	78
	Choice from Chicago for Golden Richards.			
3.	(B) JAMES JONES	RB	Mississippi State	81
4.	KURT PETERSEN	DL	Missouri	107
5.	GARY HOGEBROOM	QB	Central Michigan	135
6.	TIMMY NEWSOME	RB	Winston-Salem State	165
7.	LESTER BROWN	RB	Clemson	192
8.	LARRY SAVAGE	LB	Michigan State	219
9.	JACKIE FLOWERS	WR	Florida State	249
10.	MATTHEW TEAGUE	DE	Prairie View A&M	276
11.	GARY PADJEN	LB	Arizona State	303
12.	NORM WELLS	DT	Northwestern	333

1981

(Drafted Alternately 25th and 26th)

(Drafted Alternately 2nd and 3rd)				
Rd.	Player	Pos.	College	Sel. #
1.	HOWARD RICHARDS	T	Missouri	26
2.	DOUG DONLEY	WR	Ohio State	53
3.	GLEN TITENSOR	DL	Brigham Young	82
4.	(A) SCOTT PELLUER	LB	Washington State	92
Choice from San Francisco for Thomas Henderson.				
4.	(B) DERRIE NELSON	LB	Nebraska	109
5.	DANNY SPRADLIN	LB	Tennessee	138
6.	VINCE SKILLINGS	DB	Ohio State	165
7.	(A) RON FELLOWS	DB	Missouri	175
Choice from Tampa Bay for Dave Stalls.				
7.	(B) KEN MILLER	DB	East Michigan	194
8.	PAUL PIUROWSKI	LB	Florida State	221
9.	MIKE WILSON	WR	Washington State	250
10.	PAT GRAHAM	DT	California	277
11.	TIM MORRISON	G.	Georgia	303
12.	NATE LUNDY	WR	Indiana	330

1982

(Drafted 26th)

(Drafted 2011)				
Rd.	Player	Pos.	College	Sel. #
1.	ROD HILL	CB	Kentucky State	25
2.	JEFF ROHRER	LB	Yale	54
3.	JIM ELIOPULOS	LB	Wyoming	82
4.	(A) BRIAN CARPENTER	CB	Michigan	102
Choice from Tampa Bay for Dave Stalls.				
4.	(B) MONTY HUNTER	S	Salem College	110
5.	PHIL POZDERAC	T	Notre Dame	138
6.	(A) KEN HAMMOND	G.	Vanderbilt	144
Choice from Cleveland for Bruce Huther.				
6.	(B) CHARLES DAUM	DL	Cal Poly-SLO	166
7.	BILL PURIFOY	DL	Tulsa	194
8.	(A) GEORGE PEOPLES	RB	Auburn	217
Choice from Denver through Buffalo for Wade Manning.				
8.	(B) DWIGHT SULLIVAN	RB	North Carolina State	222
9.	JOE GARY	DL	UCLA	250
10.	TODD ECKERSON	T	North Carolina State	278
11.	(A) GEORGE THOMPSON	WR	Albany State	297
Choice from Tampa Bay for Aaron Mitchell.				
11.	(B) MICHAEL WHITING	RB	Florida State	306
12.	RICH BURTNESS	G.	Montana	334

1983

(Drafted Alternately 23rd, 24th, 21st, 22nd)

Rd.	Player	Pos.	College	Sel. #
1.	JIM JEFFCOAT	DE	Arizona State	23
2.	MIKE WALTER	LB	Oregon	50
3.	BRYAN CALDWELL	DE	Arizona State	77
4.	CHRIS FAULKNER	TE	Florida	108
5.	CHUCK McSWAIN	RB	Clemson	135
6.	REGGIE COLLIER	QB	Southern Mississippi	162
7.	CHRIS SCHULTZ	T	Arizona	179
8.	LAWRENCE RICKS	RB	Michigan	210
9.	AL GROSS	S	Arizona	237

10. ERIC MORAN	T	Washington	264
11. DAN TAYLOR	R	Idaho State	291
12. LORENZO BOUIER	RB	Maine	322

1984

(Drafted Alternately 25th and 26th)

Rd.	Player	Pos.	College	Sel. #
1.	BILLY CANNON	LB	Texas A&M	25
1.	(A) VICTOR SCOTT	DB	Colorado	40
Choice from Houston thru Minnesota for Butch Johnson.				
2.	(B) No Choice – Traded to Houston for Mike Renfro.			
3.	FRED CORNWELL	TE	Southern California	81
4.	STEVE DeOSSIE	LB	Boston College	110
5.	(A) STEVE PELLUR	QB	Washington	113
Choice from Tampa Bay for Danny Spradlin.				
5.	(B) NORM GRANGER	RB	Iowa	137
6.	(A) EUGENE LOCKHART	LB	Houston	152
Choice from Chicago for Jay Saldi.				
6.	(B) JOE LEVELIS	G	Iowa	166
7.	ED MARTIN	LB	Indiana State	193
8.	MIKE REVELL	RB	Bethune-Cookman	222
9.	(A) JOHN HUNT	OL	Florida	232
Choice from Indianapolis for Raul Allegre.				
9.	(B) NEAL MAUNE	OL	Notre Dame	249
10.	BRIAN SALONEN	TE	Montana	278
11.	DOWE AUGHTMAN	DL	Auburn	304
12.	CARL LEWIS	WR	Houston	334

U.S.F.L. SUPPLEMENTAL DRAFT

(Drafted Alternately 25th and 26th)

Rd.	Player	Pos.	College	Sel. #
1.	TODD FOWLER	FB	Stephen F. Austin	25
From Houston Gamblers.				
2.	MALCOLM MOORE	WR	Southern California	54
From Los Angeles Express.				
3.	JEFF SPEK	TE	San Diego State	81
From New Jersey Generals.				

1985

(Drafted Alternately 17th, 16th, 20th, 19th, 18th)

Rd.	Player	Pos.	College	Sel. #
1.	KEVIN BROOKS	DE	Michigan	17
2.	JESSE PENN	LB	Virginia Tech	44
3.	CRAWFORD KER	G	Florida	76
4.	ROBERT LAVETTE	RB	Georgia Tech	103
5.	(A) HERSCHEL WALKER	RB	Georgia	114
Choice from Houston for Butch Johnson.				
5.	(B) MATT DARWIN	C/G	Texas A&M	119
Choice from Cleveland thru Buffalo for Rod Hill.				
6.	(A) KURT PLOEGER	DT	Gustavus Adolphus	144
Choice from Indianapolis for Steve Wright.				
6.	(B) MATT MORAN	C/G	Stanford	157
7.	(A) KARL POWE	WR	Alabama State	178
Choice from San Diego thru Kansas City for Lawrence Ricks.				
7.	(B) JIM HERRMANN	DE	Brigham Young	184
8.	LEON GONZALEZ	WR	Bethune-Cookman	216
9.	SCOTT STRASBURGER	LB	Nebraska	243
10.	JOE JONES	TE	Virginia Tech	270
11.	NEAL DELLOCONO	LB	UCLA	297
12.	KARL JORDAN	LB	Vanderbilt	324

1986

(Drafted Alternately 21st, 20th, 19th, 18th)

Rd.	Player	Pos.	College	Sel. #
1.	(A) MIKE SHERRARD	WR	UCLA	18
Choice from San Francisco for Cowboys first and fifth round choices.				
1.	(B) No Choice – Traded to San Francisco along with fifth round choice for San Francisco's first round choice.			
2.	DARRYL CLACK	RB	Arizona State	33
Traded to from Indianapolis for Gary Hogeboom.				
3.	MARK WALEN	DT	UCLA	74
4.	MAX ZENDEJAS	K	Arizona	100
No Choice – Traded to San Francisco along with first round choice for San Francisco's first round choice.				
6.	(A) THORNTON CHANDLER	TE	Alabama	140
Choice from Buffalo for Rod Hill.				
6.	(B) STAN GELBAUGH	QB	Maryland	150
Choice from Detroit for Angelo King.				
6.	(C) LLOYD YANCEY	G	Temple	158
7.	JOHNNY HOLLOWAY	DB	Kansas	185

8.	TOPPER CLEMONS	RB	Wake Forest	212
9.	JOHN IONATA	G	Florida State	242
10.	BRYAN CHESTER	G	Texas	269
11.	GARTH JAX	LB	Florida State	296
12.	(A) CHRIS DULIBAN	LB	Texas	307
Choice from Buffalo for Rod Hill.				
12.	(B) TONY FLACK	DB	Georgia	322

1987

(Drafted Alternately 12th and 11th)

Rd.	Player	Pos.	College	Sel. #
1.	DANNY NOONAN	DT	Nebraska	12
2.	RON FRANCIS	CB	Naylor	39
3.	JEFF ZIMMERMAN	OL	Florida	68
4.	KELVIN MARTIN	WR	Boston College	95
5.	EVERETT GAY	WR	Texas	124
6.	JOE ONOSAI	OL	Hawaii	151
7.	KEVIN SWEENEY	OB	Fresno State	180
8.	KEVIN GOGAN	T	Washington	206
9.	ALVIN BLOUNT	RB	Maryland	235
10.	DALE JONES	LB	Tennessee	262
11.	JEFF WARD	K	Texas	291
12.	SCOTT ARMSTRONG	LB	Florida	318

1988

(Drafted Alternately 11th, 14th, 13th, 12th)

Rd.	Player	Pos.	College	Sel. #
1.	MICHAEL IRVIN	WR	Miami, Fla.	11
2.	KEN NORTON, JR.	LB	UCLA	41
3.	MARK HUTTON	G	Oklahoma	67
4.	DAVE WIDELL	T	Boston College	94
No Choice – Traded to Seattle for Ron Essink.				
5.	SCOTT SECULES	QB	Virginia	151
7.	OWEN HOOVEN	T	Oregon State	178
8.	MARK HIGGS	RB	Kentucky	205
9.	BRIAN BEDFORD	WR	California	232
10.	BILLY OWENS	DB	Pittsburgh	263
11.	CHAD HENNINGS	DE	Air Force	290
12.	BEN HUMMEL	LB	UCLA	317

1989

(Drafted 1st)

Rd.	Player	Pos.	College	Sel. #
1.	TROY AIKMAN	QB	UCLA	1
2.	(A) Steve Wisniewski	G	Penn State	29
Traded along with sixth round choice to L.A. Raiders for their second, third and fifth round choices				
2.	(B) DARYL JOHNSTON	FB	Syracuse	39
Choice from L.A. Raiders along with third and fifth round choices for Cowboys' second and sixth round choices				
3.	(A) MARK STEPONSKI	OL	Pittsburgh	57
3.	(B) RHONDY WESTON	DE	Florida	68
Choice from L.A. Raiders along with second and fifth round choices for Cowboys' second and sixth round choices.				
4.	TONY TOLBERT	DE	Texas-El Paso	85
5.	(A) KEITH JENNINGS	TE	Clemson	113
5.	(B) WILLIS CROCKETT	LB	Georgia Tech	119
Choice from L.A. Raiders along with second and third-round choices for Cowboys' second and sixth round choices.				
5.	(C) JEFF ROTH	DT	Florida	125
Choice from Denver for Tony Dorsett.				
6.	No Choice–Traded to L.A. Raiders along with second round choice for Raiders' second, third and fifth round choices.			
7.	KEVIN PETERSON	LB	Northwestern	168
8.	CHARVEZ FOGER	RB	Nevada-Reno	196
9.	TIM JACKSON	DB	Nebraska	224
10.	ROD CARTER	LB	Miami, Fla.	252
11.	RANDY SHANNON	LB	Miami, Fla.	280
12.	SCOTT ANKROM	WR	Texas Christian	308

1990

(Drafted 1st)

Rd.	Player	Pos.	College	Sel. #
1.	(A) No Choice – Used to select Steve Walsh in the 1989 supplemental draft.			
1.	(B) EMMITT SMITH	RB	Florida	17
Choice from Pittsburgh for first round choice obtained from Minnesota and third choice obtained from San Francisco.				
2.	ALEXANDER WRIGHT	WR	Auburn	26
3.	(A) No Choice – Traded to Minnesota in Herschel Walker deal.			

3. (B) **JIMMIE JONES** DT Miami, Fla. 64
Choice from New England along with sixth and eighth round choices for third choice obtained from Denver, fifth round choice obtained from Miami and Cowboys seventh round choice.
4. No Choice – Traded to Denver along with Kevin Brooks for third round choice.
5. (A) No Choice – Traded to Washington for Dean Hamel.
5. (B) **STAN SMAGALA** CB Notre Dame 123
Choice from L.A. Raiders for sixth round choice obtained from Minnesota, eighth round choice obtained from New England, ninth round choice obtained from Seattle, 10th round choice obtained from Indianapolis and 11th round choice obtained from San Francisco.
6. No Choice – Traded to San Diego along with sixth round choice obtained from New England and sixth round choice obtained from N.Y. Giants for San Diego's third choice in 1991.
7. No Choice – Traded to New England along with third choice obtained from Denver and fifth round choice obtained from Miami for New England's third, sixth and eighth round choices.
8. No Choice – Traded to Detroit for Paul Palmer.
9. **KENNETH GANT** CB Albany State 221
10. No Choice – Traded to Minnesota in Herschel Walker deal.
11. **DAVE HARPER** LB Humboldt State 277
12. No Choice – Used to select Mike Lowman in the 1989 supplemental draft.

1991

(Drafted Alternately 13th and 14th)

Rd.	Player	Pos.	College	Sel. #
1.	(A) RUSSELL MARYLAND DT Miami, Fla. 1			
Choice from New England for first round choice obtained from Minnesota, second round choice, Ron Francis, David Howard and Eugene Lockhart.				
1.	(B) ALVIN HARPER WR Tennessee 12			
2.	(A) DIXON EDWARDS LB Michigan State 37			
Choice from Detroit for first round choice obtained from Washington.				
2.	(B) No Choice – To New England along with first round choice obtained from Minnesota, Ron Francis, David Howard and Eugene Lockhart for New England's first round choice.			
3.	(A) GODFREY MYLES LB Florida 62			
Choice obtained from San Diego for 1990 draft choices.				
3.	(B) JAMES RICHARDS G California 64			
Choice obtained from Detroit for first round choice obtained from Washington.				
3.	(C) No Choice – Traded to Minnesota in Herschel Walker deal.			
3.	(D) ERIK WILLIAMS T Central St. (OH) 70			
Choice obtained from New Orleans in Steve Walsh trade.				
4.	(A) CURVIN RICHARDS RB Pittsburgh 97			
4.	(B) BILL MUSGRAVE QB Oregon 106			
Choice obtained from Kansas City in Steve Pellier trade.				
4.	(C) TONY HILL DE Tenn.-Chattanooga 108			
Choice obtained from Detroit for first round choice obtained from Washington.				
4.	(D) KEVIN HARRIS DE Texas Southern 110			
Choice obtained from New England for first round pick obtained from Minnesota.				
5.	(A) No Choice – Traded to L.A. Raiders for John Gesek.			
5.	(B) DARRICK BROWNLOW LB Illinois 132			
Choice from Washington for first round choice obtained from New England.				
6.	MIKE SULLIVAN OL Miami, Fla. 153			
7.	(A) LEON LETT DE Emporia (KS) St. 173			
Choice from Denver for Dave Widell.				
7.	(B) No Choice – Traded to L.A. Raiders for Dale Hellestrae.			

1992

(Drafted Alternately 24th, 23rd, 22nd, 21st)

Rd.	Player	Pos.	College	Sel. #
1.	(A) KEVIN SMITH CB Texas A&M 17			
Choice from Atlanta along with fifth round choice for first and fourth round choices obtained from New England.				
1.	(B) ROBERT JONES LB East Carolina 24			
2.	(A) JIMMY SMITH WR Jackson State 36			
Choice from Cleveland along with fifth round choice for second round choice obtained from New Orleans, eighth round choice obtained from Denver and the Cowboys' third, sixth and twelfth-round choices.				

2. (B) **DARREN WOODSON** S Arizona State 37
Choice from New England along with first and fourth round choices for first and third choices obtained from Minnesota.
2. (C) No Choice – Traded to Atlanta along with eighth round choice for Tony Casillas
3. (A) **CLAYTON HOLMES** CB Carson-Newman 58
Choice from Washington along with second round choice for second and third choices obtained from Kansas City.
3. (B) No Choice – Traded to Cleveland along with second round choice obtained from New Orleans, eighth round choice obtained from Denver and the Cowboys' sixth and twelfth-round choices for second and fifth round choices.
3. (C) **JAMES BROWN** T Virginia State 82
Choice from Detroit along with fourth and ninth round choices for second round choice obtained from Washington.
4. (A) No Choice – Traded to L.A. Raiders for Steve Beuerlein.
4. (B) **TOM MYSLINSKI** G Tennessee 109
Choice from Detroit along with third and ninth round choices for second round choice obtained from Washington.
5. (A) **GREG BRIGGS** S Texas Southern 120
Choice from Atlanta along with first round choice for first and fourth round choices obtained from New England.
5. (B) **ROD MILSTEAD** G Delaware State 121
Choice from Cleveland with second round choice for second round choice obtained from New Orleans, eighth round choice obtained from Denver and the Cowboys' third, sixth, and twelfth-round choices.
5. (C) No Choice – Traded to Houston along with second round choice in 1991 obtained from Minnesota for Alonzo Highsmith.
6. (A) **FALLON WACASEY** TE Tulsa 149
Choice from New England for Jesse Solomon.
6. (B) No Choice – Traded to Cleveland along with second round choice obtained from New Orleans, eighth round choice obtained from Denver and the Cowboys' third and twelfth-round choices for second and fifth round choices.
7. No Choice – Traded to L.A. Raiders for Garry Lewis.
8. No Choice – Traded to Atlanta along with second round choice for Tony Casillas.
9. (A) **NATE KIRTMAN** S Pomona-Pitzer 248
9. (B) **CHRIS HALL** S East Carolina 250
Choice from Detroit along with third and fourth round choices for second round choice obtained from Washington.
10. **JOHN TERRY** G Livingstone College 275
11. **TIM DANIEL** WR Florida A&M 302
12. (A) **DONALD HARRIS** S Texas Tech 317
Choice from New England for Rich Gicewicz.
12. (B) No Choice – Traded to Cleveland along with second round choice obtained from New Orleans, the Cowboys' third and sixth round choices and the eighth round choice obtained from Denver for second and fifth round choices.

1993

(Drafted 28th)

Rd.	Player	Pos.	College	Sel. #
1.	No Choice – Traded to Green Bay along with fourth round choice for two seconds, a fourth and an eighth round choice.			
2.	(A) KEVIN WILLIAMS WR Miami, Fla. 46			
Choice from Green Bay along with second, fourth and eighth round choices for first and fourth choices.				
2.	(B) DARRIN SMITH LB Miami, Fla. 54			
Choice from Green Bay along with second, fourth and eighth round choices for first and fourth round choices.				
2.	(C) No Choice – Traded to San Francisco along with third choice in 1994 for Charles Haley.			
3.	MIKE MIDDLETON S Indiana 84			
4.	(A) DERRICK LASSIC RB Alabama 94			
Choice from Green Bay along with two second round choices and an eighth round choice for first and fourth round choices.				
4.	(B) RON STONE T Boston College 96			
Choice from L.A. Raiders for Alexander Wright.				
4.	(C) No Choice – Traded to Green Bay along with first round choice for two second, a fourth and eighth round choices.			
5.	No Choice – Traded to Pittsburgh for Thomas Everett.			
6.	BARRY MINTER LB Tulsa 168			
7.	BROCK MARION S Nevada-Reno 196			
8.	(A) DAVE THOMAS CB Tennessee 203			
Choice from Tampa Bay for Gary Lewis and an eighth round choice.				
8.	(B) REGGIE GIVENS S Penn State 213			
Choice from Green Bay along with two second round choices and a fourth round choice for first and fourth round choices.				
8.	(C) No Choice – Traded to Tampa Bay along with Gary Lewis for an eighth round choice.			

1994

(Drafted 28th)

Rd.	Player	Pos.	College	Sel. #
1.	(A) SHANTE CARVER	DE	Arizona State	23
Choice from San Francisco along with seventh round choice for Cowboys' first and second round choices.				
1.	(B) No Choice - Traded to San Francisco along with second round choice for first and seventh round choice.			
2.	(A) LARRY ALLEN	OL	Sonoma State	46
Compensatory choice				
2.	(B) No Choice - Traded to San Francisco along with first round choice for first and seventh round choice.			
3.	(A) No Choice - Traded to San Francisco along with second round choice in 1993 for Charles Haley.			
3.	(B) GEORGE HEGAMIN	T	North Carolina State	102
Compensatory choice				
4.	(A) WILLIE JACKSON	WR	Florida	109
Choice from Tampa Bay in Thomas Everett trade.				
4.	(B) DEWAYNE DOTSON	LB	Mississippi	131
5.	No Choice - Traded to L.A. Raiders along with seventh round choice obtained from San Francisco for Elvis Patterson and L.A. Raiders seventh round choice.			
6.	(A) No Choice - Traded to L.A. Rams for Jim Price.			
6.	(B) DARREN STUDDILL	DB	West Virginia	191
Choice from L.A. Rams for fourth round choice in 1995.				
7.	(A) TODDRICK MCINTOSH	DL	Florida State	216
Choice from L.A. Raiders along with Elvis Patterson for Cowboys' fifth round choice and seventh round choice obtained from San Francisco.				
7.	(B) No Choice - Traded to New England for Hugh Millen.			

1995

(Drafted Alternately 28th and 27th)

Rd.	Player	Pos.	College	Sel. #
1.	(A) No Choice - Traded to Tampa Bay for two second round choices.			
2.	(A) SHERMAN WILLIAMS	RB	Alabama	46
Choice from Atlanta along with fourth round choice for a second round choice obtained from Tampa Bay.				
2.	(B) KENDELL WATKINS	TE	Mississippi State	59
2.	(C) SHANE HANNAH	G	Michigan State	63
Choice from Tampa Bay along with second round choice for first round choice.				
3.	CHARLIE WILLIAMS	S	Bowling Green	92
4.	(A) ERIC BJORNSON	TE	Washington	110
Choice from Atlanta along with second round choice for a second round choice obtained from Tampa Bay.				
4.	(B) No Choice - Traded to St. Louis for 1994 sixth round choice.			
4.	(C) ALUNDIS BRICE	CB	Mississippi	129
Compensatory choice				
4.	(D) LINC HARDEN	LB	Oklahoma State	130
Compensatory choice				
5.	(A) No Choice - Used to select John Davis in the 1994 supplemental draft.			
5.	(B) EDWARD HERVEY	WR	Southern California	166
Compensatory choice				
5.	(C) DANA HOWARD	LB	Illinois	168
Compensatory choice				
No Choice - Traded to Chicago along with Vinson Smith and Barry Minter for Kelly Blackwell, Markus Paul and John Roper.				
7.	OSCAR STURGIS	DE	North Carolina	236

1996

(Drafted 30th)

Rd.	Player	Pos.	College	Sel. #
1.	No Choice - Traded to Washington for a second and third choices.			
2.	(A) KAVIKA PITTMAN	DE	McNeese State	37
Choice from Washington along with third choice for first round choice.				
2.	(B) RANDALL GODFREY	LB	Georgia	49
Choice from Miami for second round choice and fourth round choice obtained from N.Y. Giants as compensation for signing Ron Stone.				
2.	(C) No Choice - Traded to Miami along with fourth round choice obtained from N.Y. Giants as compensation for signing of Ron Stone for second round choice.			
3.	(A) CLAY SHIVER	C	Florida State	67
Choice from Washington along with second round choice for first round choice.				
3.	(B) No Choice - Used to select Darren Benson in the 1995 supplemental draft.			
3.	(C) STEPFRET WILLIAMS	WR	N.E. Louisiana	94
Compensatory choice				

3. (D) MIKE ULUFALE DL Brigham Young 95
Compensatory choice
4. No Choice - Traded to Atlanta along with fifth round choice for Roger Harper.
5. (A) KENNETH McDANIEL G Norfolk State 157
Choice from Baltimore for fourth round choice in 1997.
5. (B) No Choice - Traded to Atlanta along with fourth round choice for Roger Harper.
5. (C) ALAN CAMPOS LB Louisville 167
Compensatory choice
6. (A) No Choice - Traded to Chicago for Jim Schwartz.
6. (B) WENDELL DAVIS CB Oklahoma 207
Compensatory choice
7. RYAN WOOD FB Arizona State 243

1997

(Drafted Alternately 25th, 24th, 23rd, 22nd)

Rd.	Player	Pos.	College	Sel. #
1.	(A) DAVID LaFLEUR	TE	Louisiana State	22
Choice from Philadelphia for first round choice, fifth round choice and third choice in 1998.				
1.	(B) No Choice - Traded to Philadelphia along with fifth round choice and third choice in 1998 for first round choice.			
2.	No Choice - Traded to Detroit for third and fourth round choices.			
3.	(A) DEXTER COAKLEY	LB	Appalachian State	65
Choice from Detroit along with fourth round choice for second round choice.				
3.	(B) STEVE SCIFRES	G/T	Wyoming	83
3.	(C) KENNY WHEATON	CB	Oregon	94
Compensatory Choice				
4.	(A) ANTONIO ANDERSON	DT	Syracuse	101
Choice from Detroit along with third for second round choice.				
4.	(B) No Choice - Traded to Baltimore for 1996 fifth round choice.			
4.	(C) MACEY BROOKS	WR	James Madison	127
Compensatory Choice				
4.	(D) NICKY SUALUA	FB	Ohio State	129
Compensatory Choice				
5.	No Choice - Traded to Philadelphia along with first round choice and third choice in 1998 for first round choice.			
6.	LEE VAUGHN	CB	Wyoming	187
7.	OMAR STOUTMIRE	S	Fresno State	224

1998

(Drafted Alternately 8th, 7th, 9th)

Rd.	Player	Pos.	College	Sel. #
1.	GREG ELLIS	DE	North Carolina	8
1.	FLOZELL ADAMS	T	Michigan State	38
3.	No Choice - Traded to Philadelphia along with first round choice and fifth round choice in 1997 for first round choice in 1997.			
4.	MICHAEL MYERS	DL	Alabama	100
5.	(A) DARREN HAMBRICK	LB	South Carolina	130
5.	(B) OLIVER ROSS	OL	Iowa State	138
Choice from Seattle for sixth and seventh round choices in 1998.				
6.	(A) No Choice - Traded to Seattle along with seventh round choice for fifth round choice.			
6.	(B) IZELL REESE	S	Alabama-Birmingham	188
Compensatory Choice				
7.	(A) No Choice - Traded to Seattle along with sixth round choice for fifth round choice.			
7.	(B) TARIK SMITH	RB	California	223
Compensatory Choice.				
7.	(C) ANTONIO FLEMING	G	Georgia	227
Compensatory Choice				
7.	(D) ROD MONROE	TE	Cincinnati	237
Compensatory Choice				

1999

(Drafted Alternately 22nd, 23rd, 24th)

Rd.	Player	Pos.	College	Sel. #
1.	(A) EBENEZER EKUBAN	DE	North Carolina	20
1.	(B) No Choice - Traded to Seattle along with fifth round choice obtained from Carolina as compensation for the signing of Patrick Jeffers for first round choice.			
2.	SOLOMON PAGE	T	West Virginia	55
3.	DAT NGUYEN	LB	Texas A&M	85
4.	(A) WANE MCGARITY	WR	Texas	118
4.	(B) PEPPI ZELLNER	DE	Fort Valley State	132
Compensatory Choice				
5.	No Choice - Traded to Denver for past considerations.			
6.	MARTAY JENKINS	WR	Nebraska-Omaha	193

7. (A) MIKE LUCKY.....TE.....Arizona.....229
7. (B) KELVIN GARMON.....OL.....Baylor.....243
Compensatory Choice

2000(Drafted Alternately 19th, 18th,
17th, 16th, 15th, 14th, 13th)

Rd.	Player	Pos.	College	Sel. #
1.	No Choice – Traded to Seattle along with first round choice in 2001 for Joey Galloway.			
2.	DAYNE GOODRICH.....CB.....Tennessee.....49			
3.	No Choice – Traded to Seattle for James McKnight.			
4.	KAREEM LARRIMORE.....CB.....West Texas A&M.....109			
5.	MICHAEL WILEY.....RB.....Ohio State.....144			
6.	MARIO EDWARDS.....CB.....Florida State.....180			
7.	ORANTES GRANT.....LB.....Georgia.....219			

2001

(Drafted Alternately 7th, 6th, 8th)

Rd.	Player	Pos.	College	Sel. #
1.	No Choice – Traded to Seattle along with first round choice in 2000 for Joey Galloway.			
2.	(A) No Choice – Traded to Indianapolis for second round and third draft choices.			
2.	(B) QUINCY CARTER.....QB.....Georgia.....53			
	Choice from New Orleans for third draft choice and third draft choice obtained from Indianapolis.			
2.	(C) TONY DIXON.....S.....Alabama.....56			
	Choice from Miami along with fourth round draft choice for second round draft choice obtained from Indianapolis.			
3.	(A) No Choice – Traded to New Orleans along with third draft choice obtained from Indianapolis for second round draft choice.			
3.	(B) WILLIE BLADE.....DT.....Mississippi State.....93			
	Compensatory Choice			
4.	(A) No Choice – Traded to Atlanta along with seventh round choice in 2002 for O.J. Santiago.			
4.	(B) MARKUS STEELE.....LB.....Southern California.....122			
	Choice from Miami along with second round choice for second round choice.			
5.	MATT LEHR.....G.....Virginia Tech.....137			
6.	DALERROY STEWART.....DT.....Southern Mississippi.....171			
7.	(A) COLSTON WEATHERINGTON.....DE.....Central Missouri St.207			
7.	(B) JOHN NIX.....DT.....Southern Mississippi.....240			
	Compensatory Choice			
7.	(C) CHAR-RON DORSEY.....T.....Florida State.....242			
	Compensatory Choice			

2002

(Drafted Alternately 6th, 5th, 7th)

Rd.	Player	Pos.	College	Sel. #
1.	(A) No Choice – Traded to Kansas City for first and third round choices in 2002 and sixth round choice in 2003.			
1.	(B) ROY WILLIAMS.....S.....Oklahoma.....8			
	Choice from Kansas City along with third round choice in 2002 and sixth round choice in 2003 for first round choice.			
2.	(A) ANDRE GURUDE.....G.....Colorado.....37			
2.	(B) ANTONIO BRYANT.....WR.....Pittsburgh.....63			
	Choice from Chicago along with fourth round choice for third, fourth and fifth round choices.			
3.	No Choice – Traded to Chicago along with fourth and fifth round choices for second and fourth round choices.			
3.	DEREK ROSS.....CB.....Ohio State.....75			
	Choice from Kansas City along with first round choice in 2002 and sixth round choice in 2003 for first round choice.			
4.	(A) No Choice – Traded to Chicago along with third and fifth round choices for second and fourth round choices.			
4.	(B) JAMAR MARTIN.....FB.....Ohio State.....129			
	Choice from Chicago along with second round choice for third, fourth and fifth round choices.			
5.	(A) No Choice – Traded to Chicago along with third and fourth round choices for second and fourth round choices.			
5.	(B) PETE HUNTER.....CB.....Virginia Union.....168			
	Choice from New England for seventh round choice in 2002 obtained from Miami and fifth round choice in 2003.			
6.	(A) TYSON WALTER.....T.....Ohio State.....179			
6.	(B) DeVEREN JOHNSON.....WR.....Sacred Heart.....208			
	Compensatory Choice			
6.	(C) BOB SLOWIKOWSKI.....TE.....Virginia Tech.....211			
	Compensatory Choice			
7.	No Choice – Traded to Atlanta along with fourth round choice in 2001 for O.J. Santiago.			

2003

(Drafted Alternately 5th and 6th)

Rd.	Player	Pos.	College	Sel. #
1.	TERENCE NEWMAN.....CB.....Kansas State.....5			
2.	AL JOHNSON.....C.....Wisconsin.....38			
3.	JASON WITTEN.....TE.....Tennessee.....69			
4.	BRADIE JAMES.....LB.....Louisiana State.....103			
5.	No Choice – Traded to New England along with seventh round choice in 2002 obtained from Miami for fifth round choice in 2002.			
6.	(A) B.J. TUCKER.....CB.....Wisconsin.....178			
6.	(B) ZURIEL SMITH.....WR.....Hampton.....186			
	Choice from Kansas City along with first- and third-round choices in 2002 for first round choice in 2002.			
7.	JUSTIN BATES.....G.....Colorado.....219			

2004

(Drafted Alternately 22nd, 21st, 20th, 25th, 24th, 23rd)

Rd.	Player	Pos.	College	Sel. #
1.	No Choice – Traded to Buffalo for second and fifth round choices in 2004 and first round choice in 2005.			
2.	(A) JULIUS JONES.....RB.....Notre Dame.....43			
	Choice from Buffalo along with fifth round choice and first round choice in 2005 for first round choice.			
2.	(B) JACOB ROGERS.....T.....Southern California.....52			
3.	STEPHEN PETERMAN.....G.....Louisiana State.....83			
4.	BRUCE THORNTON.....CB.....Georgia.....121			
5.	(A) SEAN RYAN.....TE.....Boston College.....144			
	Choice from Buffalo along with second round choice and first round choice in 2005 for first round choice.			
5.	(B) No Choice – Traded to New Orleans for sixth and seventh round choices.			
6.	No Choice – Traded to Green Bay for Terry Glenn			
7.	(A) NATHAN JONES.....CB.....Rutgers.....205			
	Choice from Oakland along with another seventh round choice for sixth round choice.			
7.	(B) PATRICK CRAYTON.....WR.....NW Oklahoma.....216			
	Choice from Tampa Bay along with Darian Barnes for seventh round choice.			
7.	(C) JACQUES REEVES.....CB.....Purdue.....223			
	Choice from Oakland along with another seventh round choice for a sixth round choice. Pick was originally traded by Dallas to Oakland for Kenyon Coleman.			

2005

(Drafted Alternately 11th, 10th, 9th, 8th, 12th)

Rd.	Player	Pos.	College	Sel. #
1.	(A) DeMARCUS WARE.....DE.....Troy.....11			
1.	(B) MARCUS SPEARS.....DE.....Louisiana State.....20			
	Choice from Buffalo along with second and fifth round choices in 2004 for first round choice in 2004.			
2.	KEVIN BURNETT.....LB.....Tennessee.....42			
3.	No Choice – Traded to Houston for Drew Henson			
4.	(A) MARION BARBER III.....RB.....Minnesota.....109			
4.	(B) CHRIS CANTY.....DE.....Virginia.....132			
	Choice from Philadelphia along with sixth round choice in 2006 or fifth round choice in 2005 and fourth round choice in 2006.			
5.	No Choice – Traded to Philadelphia along with fourth round choice in 2006 for fourth round choice in 2005 and sixth round choice in 2006.			
6.	(A) No Choice – Traded to Oakland along with seventh round choice in 2004 for Kenyon Coleman.			
6.	(B) JUSTIN BERIAULT.....S.....Ball State.....208			
	Compensatory Choice			
6.	(C) ROB PETITTI.....T.....Pittsburgh.....209			
	Compensatory Choice			
7.	JAY RATLIFF.....DT.....Auburn.....224			

2006

(Drafted alternately 18th, 17th, 16th, 19th)

Rd.	Player	Pos.	College	Sel. #
1.	BOBBY CARPENTER.....LB.....Ohio State.....18			
2.	(A) No Choice – Traded to N.Y. Jets for second, sixth and seventh round choices.			
2.	(B) ANTHONY FASANO.....TE.....Notre Dame.....53			
	Choice from N.Y. Jets along with sixth and seventh round choices for second round choice.			
3.	(A) No Choice – Traded to Jacksonville for third and fourth round choices.			
3.	(B) JASON HATCHER.....DE.....Grambling.....92			
	Choice from Jacksonville along with fourth round choice for third round choice.			

4. (A) No Choice – Traded to Philadelphia along with fifth round choice in 2005 for fourth round choice in 2005 and sixth round choice in 2006.
4. (B) **SKYLER GREEN**WR Louisiana State125
Choice from Jacksonville along with third round choice for third round choice.
5. (A) **PAT WATKINS**S Florida State138
Choice from N.Y. Jets for fifth and sixth round choices.
5. (B) No Choice – Traded to N.Y. Jets along with sixth round choice for fifth round choice.
6. (A) **MONTAVIOUS STANLEY**DT Louisville182
Choice from Philadelphia along with fourth round choice in 2005 for fifth round choice in 2005 and fourth round choice in 2006.
6. (B) No Choice – Traded to Kansas City for Scott Fujita.
7. (A) **PAT MCQUISTAN**T Weber State211
Choice from N.Y. Jets along with second and sixth round choices for second round choice.
7. (B) **E.J. WHITLEY**G Texas Tech224

2007

(Drafted Alternately 22nd, 21st, 24th, 23rd)

Rd.	Player	Pos.	College	Sel. #
1.	(A) No Choice – Traded to Cleveland for second round choice and first round choice in 2008.			
1.	(B) ANTHONY SPENCERDE Purdue26 Choice from Philadelphia for second round choice from Cleveland and third and fifth round choices.			
2.	No Choice – Traded to Cleveland along with sixth round choice for third, fourth and sixth round choices.			
3.	(A) JAMES MARTENT Boston College67 Choice from Cleveland along with fourth and sixth round choices for second and sixth round choices.			
3.	(B) No Choice – Traded to Philadelphia along with second round choice from Cleveland and fifth for first round choice.			
4.	(A) ISAIAH STANBACKWR Washington103 Choice from Cleveland along with third and sixth round choices for second and sixth round choices.			
4.	(B) DOUG FREET Northern Illinois122 No Choice – Traded to Philadelphia along with second round choice from Cleveland and third for first round choice.			
6.	(A) NICK FOLKK Arizona178 Choice from Cleveland along with third and fourth round choices for second and sixth round choices.			
6.	(B) DEON ANDERSONFB Connecticut195 Choice reacquired from Cleveland for sixth round choice from N.Y. Jets in Pete Hunter trade and seventh round choice.			
7.	(A) COURTENY BROWNCB Cal Poly-SLO212 Choice from N.Y. Jets for Sean Ryan.			
7.	(B) No Choice – Traded to Cleveland along with sixth round choice for sixth round choice.			
7.	(C) ALAN BALLCB Illinois237 Choice from New Orleans for Scott Shanle.			

2008

(Drafted Alternately 28th, 30th, 29th)

Rd.	Player	Pos.	College	Sel. #
1.	(A) FELIX JONESRB Arkansas22 Choice from Cleveland along with second round choice in 2007 for first round choice in 2007.			
1.	(B) MIKE JENKINSCB South Florida25 Choice from Seattle for first, fifth and seventh round choices.			
2.	MARTELLUS BENNETTTE Texas A&M61			
3.	No Choice – Traded to Detroit for fourth round choice and fourth round choice in 2009.			
4.	(A) No Choice – Traded to Oakland for fourth and seventh round choices. Pick was originally traded by Miami to Dallas for Akin Ayo-dele and Anthony Fasano.			
4.	(B) No Choice – Traded to Cleveland for fourth and fifth round choices. Pick was originally obtained from Oakland.			
4.	(C) No Choice – Traded to Cleveland for third round choice in 2009. Pick was originally obtained from Detroit.			
4.	(D) TASHARD CHOICERB Georgia Tech122 Choice from Cleveland along with fifth round choice for fourth round choice.			
4.	(E) No Choice – Traded to Tennessee for Adam Jones.			
5.	(A) ORLANDO SCANDRICKCB Boise State143 Choice from Jacksonville for fifth and seventh round choices.			
6.	(A) ERIK WALDENLB Middle Tennessee St167 Choice from Miami along with sixth round choice in 2009 for Jason Ferguson and sixth round choice.			
6.	(B) No Choice – Traded to Miami for Jason Ferguson for sixth choice and sixth round choice in 2009.			

7. (A) No Choice – Traded to Jacksonville along with fifth round choice for fifth round choice.
7. (B) No Choice – Traded to Seattle along with first and fifth round choice for first round choice.

2009

(Drafted Alternately 20th, 19th, 18th, 17th)

Rd.	Player	Pos.	College	Sel. #
1.	No choice – traded to Detroit along with third and sixth round choice for Roy Williams and seventh round choice.			
2.	No choice – traded to Buffalo for third and fourth round choices.			
3.	(A) JASON WILLIAMSLB Western Illinois69 Choice from Cleveland for fourth round choice in 2008.			
3.	(B) ROBERT BREWSTERT Ball State75 Choice from Buffalo along with fourth round choice for second round choice.			
3.	(C) No choice – traded to Detroit along with first and sixth round choices for Roy Williams and seventh round choice.			
4.	(A) STEPHEN MCGEEQB Texas A&M101 Choice from Detroit along with a fourth round choice in 2008 for third round choice in 2008.			
4.	(B) VICTOR BUTLERLB Oregon State110 Choice from Buffalo along with third round choice for second round choice.			
4.	(C) No choice – traded to Tampa Bay for fourth round choice and seventh round choice.			
4.	(D) BRANDON WILLIAMSLB Texas Tech120 Choice from Tampa Bay along with seventh round choice for fourth round choice.			
5.	(A) DeANGELO SMITHCB Cincinnati143 Choice from Atlanta for fifth round choice and seventh round choice.			
5.	(B) MICHAEL HAMLINS Clemson166 Choice from Tennessee for Adam Jones and fourth round choice in 2008.			
5.	(C) DAVID BUEHLERK Southern California172 Compensatory Choice			
6.	(A) No choice – traded to Detroit along with first and third round choice for Roy Williams and seventh round choice.			
6.	(B) STEPHEN HODGELB Texas Christian197 Choice from Miami along with sixth round choice in 2008 for Jason Ferguson along with sixth round choice in 2008.			
6.	(C) JOHN PHILLIPSTE Virginia208 Compensatory Choice			
7.	(A) MIKE MICKENSCB Cincinnati227			
7.	(B) MANUEL JOHNSONWR Oklahoma229 Choice from Tampa Bay along with fourth round choice for fourth round choice.			

2010

(Drafted 27th)

Rd.	Player	Pos.	College	Sel. #
1.	DEZ BRYANTWR Oklahoma State24 Choice from New England along with fourth round choice in 2010 for first and third round choice in 2010.			
2.	SEAN LEELB Penn State55 Choice from Philadelphia for second and fourth round choices.			
3.	No Choice – Traded to New England for first and fourth round choice in 2010 along with first round choice in 2010.			
4.	AKWASI OWUSU-ANSAHS Indiana (PA)126 Choice from San Diego along with sixth round choice for fourth round choice.			
5.	No Choice – Traded to Denver for Montreae Holland.			
6.	(A) SAM YOUNGT Notre Dame179 Choice from San Diego along with fourth round choice for fourth round choice.			
6.	(B) JAMAR WALLCB Texas Tech196			
7.	SEAN LISSEMOREDL William & Mary234			

2011

(Drafted Alternately 9th, 8th 7th)

Rd.	Player	Pos.	College	Sel. #
1.	TYRON SMITHT Southern California9			
2.	BRUCE CARTERLB North Carolina40			
3.	DeMARCO MURRAYRB Oklahoma71			
4.	DAVID ARKING Missouri State110			
5.	JOSH THOMASCB Buffalo143			
6.	DWAYNE HARRISWR East Carolina176			
7.	No Choice – Selected Josh Brent in the 2010 Supplemental Draft.			
7.	(A) SHAUN CHAPASFB Georgia220 Choice from San Diego for Patrick Crayton.			
7.	(B) BILL NAGYC Wisconsin252			

2012

(Drafted Alternately 14th, 13th 19th, 18th, 17th, 16th, 15th)			
Rd.	Player	Pos.	College Sel. #
1.	MORRIS CLAIBORNE.....	CB.....	Louisiana State.....6
	Choice from St. Louis through Washington for first and second round choice.		
2.	No Choice – traded to St. Louis along with first round choice for first round choice.		
3.	TYRONE CRAWFORD.....	DE.....	Boise State.....81
4.	(A) KYLE WILBER.....	LB.....	Wake Forest.....113
4.	(B) MATT JOHNSON.....	S.....	Eastern Washington...135
	Compensatory Choice		
5.	DANNY COALE.....	WR.....	Virginia Tech.....152
6.	JAMES HANNA.....	TE.....	Oklahoma.....286
7.	CALEB MCSURDY.....	LB.....	Montana.....222

2013

(Drafted Alternately 18th, 17th)			
Rd.	Player	Pos.	College Sel. #
1.	(A) No Choice – Traded to San Francisco for first and third round choices in 2013.		
1.	(B) TRAVIS FREDERICK.....	C/G.....	Wisconsin.....31
	Choice from San Francisco along with third round choice in 2013 for first round choice in 2013.		
2.	GAVIN ESCOBAR.....	TE.....	San Diego State.....47
3.	(A) TERRANCE WILLIAMS.....	WR.....	Baylor.....74
	Choice from San Francisco along with first round choice in 2013 for first round choice in 2013.		
3.	(B) J.J. WILCOX.....	S.....	Georgia Southern.....80
4.	B.W. WEBB.....	CB.....	William & Mary.....114
5.	JOSEPH RANDLE.....	RB.....	Oklahoma State.....151
6.	DeVONTE HOLLOMAN.....	LB.....	South Carolina.....185
7.	No Choice – traded to Miami for Ryan Cook.		

2014

(Drafted Alternately 16th, 15th, 14th, 19th, 18th, 17th)			
Rd.	Player	Pos.	College Sel. #
1.	ZACK MARTIN.....	G.....	Notre Dame.....16
2.	DeMARCUS LAWRENCE.....	DE.....	Boise State.....34
	Choice from Washington for second round and third round choices in 2014.		
3.	No Choice – traded to Washington along with second round choice for second round choice.		
4.	ANTHONY HITCHENS.....	LB.....	Iowa.....119
5.	DEVIN STREET.....	WR.....	Pittsburgh.....146
	Choice from Detroit for fifth and seventh round choices in 2014.		
7.	(A) BEN GARDNER.....	DE.....	Stanford.....231
7.	(B) WILL SMITH.....	LB.....	Texas Tech.....238
7.	(C) AHMAD DIXON.....	S.....	Baylor.....248
7.	(D) KEN BISHOP.....	NT.....	Northern Illinois.....251
7.	(E) TERRANCE MITCHELL.....	CB.....	Oregon.....254

2015

(Drafted Alternately 27th, 28th)			
Rd.	Player	Pos.	College Sel. #
1.	BYRON JONES.....	CB.....	Connecticut.....27
2.	RANDY GREGORY.....	DE.....	Nebraska.....60
3.	CHAZ GREEN.....	T.....	Florida.....91
4.	DAMIAN WILSON.....	LB.....	Minnesota.....127
5.	RYAN RUSSELL.....	DE.....	Purdue.....163
6.	No Choice – Traded to Baltimore for Rolando McClain.		
7.	(A) MARK NZEOCHA.....	LB.....	Wyoming.....236
	Choice from San Diego for Sean Lissimore.		
7.	(B) LAURENCE GIBSON.....	T.....	Virginia Tech.....243
	Choice from Baltimore for Rolando McClain.		
7.	(C) GEOFF SWAIM.....	TE.....	Texas.....246
	Choice from San Francisco for a sixth round choice in 2016.		

2016

(Drafted Alternately 4th, 3rd)			
Rd.	Player	Pos.	College Sel. #
1.	EZEKIEL ELLIOTT.....	RB.....	Ohio State.....4
2.	JAYLON SMITH.....	LB.....	Notre Dame.....34
3.	MALIEK COLLINS.....	DT.....	Nebraska.....67
4.	(A) CHARLES TAPPER.....	DE.....	Oklahoma.....101
4.	(B) DAK PRESCOTT.....	QB.....	Mississippi State.....135
5.	No Choice – Traded to Oakland for Brice Butler and sixth round choice in 2016.		
6.	(A) ANTHONY BROWN.....	CB.....	Purdue.....189
	Choice from Oakland with Brice Butler.		
6.	(B) KAVON FRAZIER.....	S.....	Central Michigan.....212
6.	(C) DARIUS JACKSON.....	RB.....	Eastern Michigan.....216
6.	(D) RICO GATHERS.....	TE.....	Baylor.....217
7.	No Choice – Traded to Seattle for Christine Michael.		

BOLD Indicates Made Active Roster



The Dallas Cowboys selected running back Ezekiel Elliott with the fourth overall pick in the first round of the 2016 NFL Draft.

Cowboys and Free Agency

1989

PLAN B

PLAYERS SIGNED (5):

C Eric Coyle
(from Washington)
DB Ray Horton
(from Cincinnati)
TE Anthony Jones
(from San Diego)
LB Eric Naposki
(from New England)
RB Kevin Scott
(from San Diego)

PLAYERS LOST (6):

C Bob Brotzki
(by Atlanta)
TE Doug Cosbie
(by Denver)
RB Mark Higgs
(by Philadelphia)
LB Garth Jax
(by Phoenix)
WR Mike Sherrard
(by San Francisco)
QB Kevin Sweeney
(by San Francisco)

1990

PLAN B

PLAYERS SIGNED (16):

FB Tommie Agee
(from Kansas City)
T Louis Cheek
(from Miami)
LB Terrence Cooks
(from New England)
DB Antonio Gibson
(from New Orleans)
WR Rod Harris
(from New Orleans)
OL Greg Johnson
(from Miami)
LB Walter Johnson
(from New Orleans)
RB Keith Jones
(from Cleveland)
WR Dennis McKinnon
(from Chicago)
TE Jay Novacek
(from Phoenix)
DE Lybrant Robinson
(from Washington)
G Tony Slaton
(from L.A. Rams)
LB Vinson Smith
(from Pittsburgh)
DE Anthony Spears
(from Houston)
S James Washington
(from L.A. Rams)
WR Mike Williams
(from Detroit)

PLAYERS LOST (4):

WR Cornell Burbage
(by Minnesota)
WR Bernard Ford
(by Houston)
RB Paul Palmer
(by Cincinnati)
C Bob White
(by New England)

1991

PLAN B

PLAYERS SIGNED (4):

DB Odie Harris
(from Tampa Bay)
TE Craig Hudson
(from Green Bay)
TE Alfredo Roberts
(from Kansas City)
OL Alan Veingard
(from Green Bay)

PLAYERS LOST (2):

G Crawford Ker
(by Denver)
FB Robert Perryman
(by Denver)

1992

PLAN B

PLAYERS SIGNED (4):

LB Bernard Clark
(from Cincinnati)
G/C Frank Cornish
(from San Diego)
K Brad Daluiso
(from Buffalo)
CB Brian Mitchell
(from Atlanta)

PLAYERS LOST (6):

TE Rob Awalt
(by Denver)
LB Darrick Brownlow
(by Buffalo)
LB Jack Del Rio
(by Minnesota)
CB Manny Hendrix
(by San Francisco)
S Stan Smagala
(by Pittsburgh)
K Ken Willis
(by Tampa Bay)

1993

PLAYERS SIGNED (0):

PLAYERS LOST (2):

QB Steve Beuerlein
(by Phoenix)
WR Kelvin Martin
(by Seattle)

1994

PLAYERS SIGNED (2):

G Derek Kennard
(from New Orleans)
QB Rodney Peete
(from Detroit)

PLAYERS LOST (8):

DT Tony Casillas
(by Kansas City)
G/C Frank Cornish
(by Minnesota)
G John Geseke
(by Washington)
G/T Kevin Gogan
(by L.A. Raiders)
DT Jimmie Jones
(by L.A. Rams)

QB Bernie Kosar
(by Miami)
K Eddie Murray
(by Philadelphia)
LB Ken Norton
(by San Francisco)

1995

PLAYERS SIGNED (3):

C Ray Donaldson
(from Seattle)
RB David Lang
(from St. Louis)
CB Deion Sanders
(from San Francisco)

PLAYERS LOST (11):

LB Darrick Brownlow
(by Washington)
G/C Frank Cornish
(by Jacksonville)
TE Scott Galbraith
(by Washington)
S Kenneth Gant
(by Tampa Bay)
WR Alvin Harper
(by Tampa Bay)
DE Jim Jelicic
(by Buffalo)
QB Rodney Peete
(by Philadelphia)
C Mark Stepnoski
(by Houston)
RB Blair Thomas
(by Atlanta)
LB Matt Vanderbeek
(by Washington)
S James Washington
(by Washington)

1996

PLAYERS SIGNED (2):

LB Fred Strickland
(from Green Bay)
CB Robert Bailey
(by Miami)

PLAYERS LOST (5):

CB Larry Brown
(by Oakland)
LB Dixon Edwards
(by Minnesota)
LB Robert Jones
(by St. Louis)
DT Russell Maryland
(by Oakland)
G/T Ron Stone*
(by N.Y. Giants)

1997

PLAYERS SIGNED (0):

PLAYERS LOST (6):

K Chris Boniol*
(by Philadelphia)
P John Jett
(by Detroit)
LB Godfrey Myles
(by Denver)
LB Jim Schwantz*
(by San Francisco)
LB Darrin Smith
(by Philadelphia)
S George Teague
(by Miami)

1998

PLAYERS SIGNED (1):

G Everett McIver
(from Miami)

PLAYERS LOST (3):

G/C John Flannery
(by St. Louis)
G/T George Hegamin
(by Philadelphia)
S Brock Marion
(by Miami)

1999

PLAYERS SIGNED (2):

WR Raghbi Ismail
(from Carolina)
C Mark Stepnoski
(from Tennessee)

PLAYERS LOST (3):

WR Patrick Jeffers*
(by Carolina)
C Clay Shiver
(by Denver)
DT Artie Smith
(by Kansas City)

2000

PLAYERS SIGNED (4):

LB Joe Bowden
(from Tennessee)
TE Jackie Harris
(from Tennessee)
QB Paul Justin
(from St. Louis)
CB Ryan McNeil
(from Cleveland)

PLAYERS LOST (8):

TE Eric Bjornson
(by New England)
RB Robert Chancey*
(by San Diego)
QB Jason Garrett
(by N.Y. Giants)
LB Randall Godfrey
(by Tennessee)
P Toby Gowin*
(by New Orleans)
LB Lemanski Hall
(by Minnesota)
G/C Tom Myslinski
(by Pittsburgh)
DE Kavika Pittman
(by Denver)

2001

PLAYERS SIGNED (0):

PLAYERS LOST (3):

QB Randall Cunningham
(by Baltimore)
DT Leon Lett
(by Denver)
WR James McKnight
(by Miami)

2002

PLAYERS SIGNED (4):
 DT La'Roi Glover
 (from New Orleans)
 LB Kevin Hardy
 (from Jacksonville)
 TE Jeff Robinson
 (from St. Louis)
 CB Bryant Westbrook
 (Detroit)

PLAYERS LOST (1):
 S Izell Reese
 (by Denver)

2003

PLAYERS SIGNED (6):
 FB Richie Anderson
 (from N.Y. Jets)
 TE Dan Campbell
 (from N.Y. Giants)
 P Toby Gowin
 (from New Orleans)
 CB Donald Mitchell
 (from Tennessee)
 LB Al Singleton
 (from Tampa Bay)
 T Ryan Young
 (from Houston)

PLAYERS LOST (3):
 LB Kevin Hardy
 (by Cincinnati)
 DT Brandon Noble
 (by Washington)
 DE Peppi Zellner
 (by Washington)

2004

PLAYERS SIGNED (0):

PLAYERS LOST (2):
 CB Mario Edwards
 (by Tampa Bay)
 DE Ebenezer Ekuban
 (by Cleveland)

2005

PLAYERS SIGNED (4):
 DT Jason Ferguson
 (from N.Y. Jets)
 CB Anthony Henry
 (from Cleveland)
 G Marco Rivera
 (from Green Bay)
 RB Anthony Thomas
 (from Chicago)

LOST (0):

2006

PLAYERS SIGNED (6):
 LB Akin Ayodele
 (from Jacksonville)
 LB Rocky Boiman
 (from Tennessee)

T Jason Fabini
 (from N.Y. Jets)
 TE Ryan Hannam
 (from Seattle)
 G Kyle Kosier
 (from Detroit)
 K Mike Vanderjagt
 (from Indianapolis)

PLAYERS LOST (3):
 TE Dan Campbell
 (by Detroit)
 LB Scott Fujita
 (by New Orleans)
 T Torrin Tucker*
 (by Tampa Bay)

2007

PLAYERS SIGNED (2):
 T Leonard Davis
 (from Arizona)
 S Ken Hamlin
 (from Seattle)

PLAYERS LOST (3):
 DE Kenyon Coleman
 (by N.Y. Jets)
 LB Ryan Fowler
 (by Tennessee)
 C Al Johnson
 (by Arizona)

2008

PLAYERS SIGNED (0):

PLAYERS LOST (4):
 S Keith Davis
 (by Miami)
 RB Julius Jones
 (by Seattle)
 CB Nathan Jones
 (by Miami)
 CB Jacques Reeves
 (by Houston)

2009

PLAYERS SIGNED (3):
 LB Keith Brooking
 (from Atlanta)
 DE Igor Olshansky
 (from San Diego)
 S Gerald Sensabaugh
 (from Jacksonville)

PLAYERS LOST (6):
 G Joe Beger
 (by Miami)
 LB Kevin Burnett
 (from San Diego)
 DE Chris Canty
 (by N.Y. Giants)
 S Keith Davis
 (by Oakland)
 NT Tank Johnson
 (by Cincinnati)
 LB Zach Thomas
 (by Kansas City)

2010

PLAYERS SIGNED (0):

PLAYERS LOST (2):
 S Ken Hamlin
 (by Baltimore)
 G Cory Procter
 (by Miami)

2011

PLAYERS SIGNED (1):
 DE Kenyon Coleman
 (Cleveland)

PLAYERS LOST (2):
 DE Stephen Bowen
 (by Washington)
 WR Sam Hurd
 (by Chicago)

2012

PLAYERS SIGNED (7):
 G Mackenzy Bernadeau
 (Carolina)
 CB Brandon Carr
 (Kansas City)
 LB Dan Connor
 (Carolina)
 G Nate Livings
 (Cincinnati)
 QB Kyle Orton
 (Kansas City)
 S Brodney Pool
 (N.Y. Jets)
 FB Lawrence Vickers
 (Houston)

PLAYERS LOST (6):
 CB Alan Ball
 (Houston)
 TE Martellus Bennett
 (N.Y. Giants)
 S Abram Elam
 (Kansas City)
 FB Tony Fiammetta
 (New England)
 LB Bradie James
 (Houston)
 WR Laurent Robinson
 (Jacksonville)

2013

PLAYERS SIGNED (2):
 S Will Allen
 (Pittsburgh)
 LB Justin Durant
 (Detroit)

PLAYERS LOST (5):
 LB Victor Butler
 (New Orleans)
 DE Kenyon Coleman
 (New Orleans)
 CB Mike Jenkins
 (Oakland)
 WR Kevin Ogletree
 (Tampa Bay)

TE John Phillips
 (San Diego)

2014

PLAYERS SIGNED (2):
 DT Henry Melton
 (Chicago)
 DE Jeremy Mincey
 (Denver)

PLAYERS LOST (3):
 DT Jason Hatcher
 (Washington)
 S Danny McCray
 (Chicago)
 DE Jarius Wynn
 (Buffalo)

2015

PLAYERS SIGNED (4)
 LB Jasper Brinkley
 (Minnesota)
 LB Andrew Gachkar
 (San Diego)
 DE Greg Hardy
 (Carolina)
 RB Darren McFadden
 (Oakland)

PLAYERS LOST (8)
 LB Bruce Carter
 (Tampa Bay)
 LB Justin Durant
 (Atlanta)
 WR Dwyane Harris
 (N.Y. Giants)
 DT Henry Melton
 (Tampa Bay)
 RB DeMarco Murray
 (Philadelphia)
 T Jermy Parnell
 (Jacksonville)
 DE George Selvie
 (N.Y. Giants)
 LB Anthony Spencer
 (New Orleans)

2016

PLAYERS SIGNED (4)
 G Joe Looney
 (Tennessee)
 DE Benson Mayowa*
 (Oakland)
 RB Alfred Morris
 (Washington)
 DE Cedric Thornton
 (Philadelphia)

PLAYERS LOST (3)
 G Mackenzy Bernadeau
 (Jacksonville)
 QB Matt Cassel
 (Tennessee)
 B Robert Turbin
 (Indianapolis)

* indicates restricted free agent



2015 SEASON

2015 Regular Season Statistics

FOURTH PLACE, NFC EAST HEAD COACH: JASON GARRETT

REGULAR SEASON (4-12)

9/13	W	27-26	N.Y. Giants	93,579#
9/20	W	20-10	@ Philadelphia	69,296
9/27	L	28-39	Atlanta	90,345#
10/4	L	20-26	@ New Orleans (OT)	73,009
10/11	L	6-30	New England	96,054#
10/18		- Bye -		
10/25	L	20-27	@ N.Y. Giants	80,319
11/1	L	12-13	Seattle	91,486#
11/8	L	27-33	Philadelphia (OT)	91,827#
11/15	L	6-10	@ Tampa Bay	64,133
11/22	W	24-14	@ Miami	65,115
11/26	L	14-33	Carolina	90,909#
12/7	W	19-16	@ Washington	80,444#
12/13	L	7-28	@ Green Bay	78,369
12/19	L	16-19	N.Y. Jets	90,345#
12/27	L	6-16	@ Buffalo	70,172
1/3/16	L	23-34	Washington	90,127#

TEAM STATISTICS

	DALLAS	OPP
FIRST DOWNS	307	317
Rushing	94	113
Passing	175	172
Penalty	38	32
Third Down-Made/Att.	66/191	81/208
Third Down Efficiency	34.6	38.9
Fourth Down-Made/Att.	8/16	5/10
TOTAL NET YARDS	5,361	5,566
Avg. Per Game	335.1	347.9
Total Plays	969	998
Avg. Per Play	5.5	5.6
NET YARDS RUSHING	1,890	1,934
Avg. Per Game	118.1	120.9
Total Rushes	408	461
Avg. Per Rush	4.6	4.2
NET YARDS PASSING	3,471	3,632
Avg. Per Game	216.9	227.0
Sacked/Yards Lost	33/206	31/229
Gross Yards	3,677	3,861
Attempts/Completions	528/334	506/330
Pct. of Completions	63.3	65.2
Had Intercepted	22	8
POINTS/AVERAGE	69/45.2	74/45.0
Net Punting Average	42.5	41.2
PUNT RET./AVG.	33/5.5	24/6.8
KICKOFF RET./AVG.	28/25.1	23/23.9
INT./AVG. RET.	8/7.8	22/19.5
PENALTIES/YARDS	112/879	113/898
FUMBLES/BALL LOST	18/11	12/3
TOUCHDOWNS	26	41
Rushing	8	16
Passing	16	19
Returns	2	6
EXTRA POINTS/ATTEMPTS	25/25	36/38
TWO POINT CONV./ATTS.	1/1	1/1
FIELD GOALS/ATTEMPTS	30/32	30/36
AVG. TIME OF POSS.	30:59	29:01

RUSHING	ATT	YDS	AVG.	LG	TD
McFadden	239	1,089	4.6	50	3
Randle	76	315	4.1	37	4
Turbin	32	139	4.3	22	1
Whitehead	10	107	10.7	33	0
Cassel	15	78	5.2	24	0
Dunbar	5	67	13.4	45	0
C. Michael	15	51	3.4	13	0
Weeden	9	30	3.3	11	0
Romo	4	13	3.3	12	0
Heath	1	2	2.0	2	0
Moore	2	-1	-0.5	0	0
Cowboys	408	1,890	4.6	50	8
Opponents	461	1,934	4.2	50	16

RECEIVING	REC	YDS	AVG.	LG	TD
Witten	77	713	9.3	35	3
T. Williams	52	840	16.2	42	3
Beasley	52	536	10.3	30	5
McFadden	40	328	8.2	21	0
Bryant	31	401	12.9	51	3
Dunbar	21	215	10.2	39	0
Butler	12	258	21.5	67	0
Randle	10	86	8.6	25	0
Hanna	9	79	8.8	17	0
Escobar	8	64	8.0	22	1
Street	7	114	16.3	25	1
Whitehead	6	16	2.7	8	0
Turbin	5	15	3.0	15	0
R. Smith	1	6	6.0	6	0
Clutts	1	4	4.0	4	0
C. Michael	1	2	2.0	2	0
Swaim	1	0	0.0	0	0
Cowboys	334	3,677	11.0	67	16
Opponents	330	3,865	11.7	80	19

INTERCEPTIONS	NO	YDS	AVG.	LG	TD
Heath	2	19	9.5	19	0
Wilcox	1	24	24.0	24	0
R. McClinton	1	12	12.0	12	1
Hardy	1	9	9.0	9	0
Lee	1	0	0.0	0	0
Olatoye	1	0	0.0	0	0
Mitchell	1	-2	-2.0	-2	1
Cowboys	8	62	7.8	24	1
Opponents	22	428	19.5	67	4

PUNTING	NO	YDS	AVG.	TB	20	LG	BL	NET
C. Jones	69	3,117	45.2	1	27	61	0	42.5
Cowboys	69	3,117	45.2	1	27	61	0	42.5
Opponents	74	3,329	45.0	5	30	63	1	41.2

PUNT RETURNS	NO	YDS	AVG.	FC	LG	TD
Whitehead	19	110	5.8	4	28	0
Beasley	12	69	5.8	17	22	0
Dunbar	1	4	4.0	0	4	0
White	1	0	0.0	0	0	0
Cowboys	33	183	5.5	21	28	0
Opponents	24	162	6.8	22	25	0

KICKOFF RETURNS	NO	YDS	AVG.	LG	TD
Whitehead	16	452	28.3	79	0
Dunbar	6	146	24.3	32	0
Patmon	2	26	13.0	20	0
R. Smith	1	26	26.0	26	0
McFadden	1	23	23.0	23	0
Street	1	22	22.0	22	0
T. Williams	1	9	9.0	9	0
Cowboys	28	704	25.1	79	0
Opponents	23	549	23.9	100	1

SCORE BY	1	2	3	4	OT	T
QUARTERS						
Cowboys	51	84	46	94	0	275
Opponents	66	100	64	132	12	374

FIELD GOALS	11-19	20-29	30-39	40-49	50+
Bailey	0-0	9-9	10-10	6-7	5-6
Cowboys	0-0	9-9	10-10	6-7	5-6
Opponents	1-1	5-5	9-10	9-14	6-6

Bailey: (21,32);(20,28);();(30,38);(51,23);(30,48)
(33,35,52,27);(41,44);(42,53,48M);(30);
(21,48);(38,34,20,54);();(27,38,50);
(46,50M,22);();
Opp: (50,40,30,19);(46);(32);(51,29,30M);(49,57,34);
(47,34);(26,47B,24);(31,53);(52,46M);();
(49,43,25,50,43B);(45,36,46,43M);();
(36,45M,40);(32);(27,33)

SCORING	TDR	TDP	TDR:1P	FG	PAT	S	TP
Bailey	0	0	0	30/32	25/25	0	115
Beasley	0	5	0	0	0	0	0
Randle	4	0	0	0	0	0	0
McFadden	3	0	0	0	0	0	24
Bryant	0	3	0	0	0	0	18
T. Williams	0	3	0	0	0	0	18
Witten	0	3	0	0	0	0	18
Escobar	0	1	0	0	0	0	6
R. McClinton	0	0	1b	0	0	0	6
Street	0	1	0	0	0	0	6
Turbin	1	0	0	0	0	0	6
Wilber	0	0	1a	0	0	0	6
Wilcox	0	0	0	0	0	0	1c
Cowboys	8	16	2	0	30/32	25/25	1 275
Opponents	16	19	6*	0	30/36	36/38	0 374

2-pt Conversions: Dallas 1/1, Opponent 1/1

a- 26 punt block rtn at Phi (9/20)

b- 12 int rtn at Mia (11/22)

c- tackle A. Morris in end zone vs. Was (1/3/16)

* - Rodgers-Cromartie 57 fum rtn vs. NYG (9/13)
Rodgers-Cromartie 58 int rtn at NYG (10/25)
Harris 101 kick rtn at NYG (10/25)
J. Hicks 67 int rtn vs. Phi (11/18)
K. Coleman 36 int rtn vs. Car (11/26)
L. Keuchly 32 int rtn vs. Car (11/26)

USUAL STARTERS

WR	Dez Bryant (9)	LE	DeMarcus Lawrence (13)
LT	Tyron Smith	DT	Tyrone Crawford
LG	La El Collins (11)	DT	Nick Hayden (15)
	Ronald Leary (4)	RE	Greg Hardy (12)
C	Travis Frederick	WLB	Sean Lee (14)
RG	Zack Martin	MLB	Rolando McClain (11)
RT	Doug Free		Anthony Hitchens (5)
TE	Jason Witten	SLB	Kyle Wilber (6)
WR	Terrance Williams (13)	RCB	Morris Claiborne (11)
QB	Tony Romo (4)	LCB	Brandon Carr
	Matt Cassel (7)	SS	Barry Church (15)
	Kellen Moore (2)	FS	Byron Jones (7)
	Brandon Weeden (3)		J.J. Wilcox (9)
RB	Darren McFadden (10)		
	Joseph Randle (6)		
TE	James Hanna (7)	K	Dan Bailey
	Gavin Escobar (2)	P	Chris Jones
	Tyler Clutts (5)		

Pro Bowlers in Bold

PASSING	ATT	COMP	YDS	PCT	AVG	TD	PCT	PCT	LG	SKS/YDS	RATING
Cassel	204	119	1,276	58.3	6.3	5	2.5	7	3.4	14/86	70.6
Romo	121	83	884	68.6	7.3	5	4.1	7	5.8	6/35	79.3
Moore	104	61	779	58.7	7.5	4	3.8	6	5.8	5/23	71.0
Weeden	98	71	738	72.4	7.5	2	2.0	2	2.0	8/62	92.1
McFadden	1	0	0	0.0	0.0	0	0.0	0	0.0	0/0	39.6
Cowboys	528	334	3,677	63.3	7.0	16	3.0	22	4.2	33/206	76.5
Opponents	506	330	3,861	65.2	7.6	19	3.8	8	1.6	31/229	94.2

2015 Regular Season Defensive Statistics

		Tackles			Sks/ Yds	Tkl/ Loss	QB Pres.	Int	Pass Def.	Fumbles For.-Rec.
		Solo	Asst.	Total						
1.	Lee, Sean.....	109	- 47	- 156	2.5(-16)	11(-26)	6	1	5	
2.	Church, Barry.....	92	- 44	- 136		5(-11)	3			1-0
3.	McClain, Rolando....	67	- 30	- 97	2.0(-11)	9(-21)	10	1	3	
4.	Hitchens, Anthony ...	52	- 33	- 85	2.0(-14)	3(-7)	8		1	1-0
5.	Jones, Byron.....	54	- 22	- 76		2(-6)			12	
6.	Carr, Brandon.....	62	- 9	- 71		1(-5)	2		8	0-1
7.	Wilcox, J.J.....	38	- 31	- 69		1(-1)	1	1	4	
8.	Lawrence, DeMarcus..	28	- 28	- 56	8.0(-71)	8(-16)	31			1-0
9.	Hayden, Nick.....	36	- 18	- 54		4(-7)	5		2	0-1
10.	Crawford, Tyrone....	21	- 23	- 44	5.0(-33)	2(-3)	27		1	
11.	Claborne, Morris....	25	- 17	- 42					9	
12.	Hardy, Greg.....	21	- 14	- 35	6.0(-35)	5(-9)	32	1	1	1-0
13.	Wilber, Kyle.....	21	- 6	- 27		1(-4)	4			
14.	Heath, Jeff.....	16	- 10	- 26				2		
15.	Mincey, Jeremy.....	12	- 7	- 19		1(-5)	15		1	
16.	Crawford, Jack.....	10	- 8	- 18	4.0(-29)	3(-5)	10		1	
17.	Patmon, Tyler.....	11	- 4	- 15					6	
18.	Mitchell, Terrance...	11	- 3	- 14	1.0(-14)		1	1	2	1-0
19.	Irving, David.....	8	- 6	- 14	0.5(-7)	2(-6)	14			
20.	Olatoye, Deji.....	10	- 3	- 13				1	1	
21.	Gachkar, Andrew.....	9	- 4	- 13		1(-3)				
22.	Gregory, Randy.....	6	- 5	- 11		1(-1)	16			
23.	White, Corey.....	6	- 1	- 7					3	
24.	Wilson, Damien.....	4	- 3	- 7		2(-4)	1			
25.	McClain, Terrell.....	3	- 2	- 5			1			
26.	Walker, Casey.....	1	- 1	- 2						
27.	Russell, Ryan.....	0	- 1	- 1						
28.	Coleman, Davon.....						1			

2015 Regular Season Special Teams Statistics

		Solo	Tackles			Fumbles For.-Rec.	Block Kick
			Asst.	-	Total		
1.	Heath, Jeff.....	6	- 3	-	9	1-0	
	Wilber, Kyle.....	6	- 3	-	9		
3.	Wilson, Damien.....	5	- 4	-	9		
4.	Gachkar, Andrew.....	6	- 2	-	8		
	Wilcox, J.J.....	6	- 2	-	8		
6.	Hanna, James.....	5	- 1	-	6		
7.	Church, Barry.....	3	- 1	-	4		
	McCray, Danny.....	3	- 1	-	4		1
9.	Dunbar, Lance.....	1	- 1	-	2		
	Jones, Byron.....	1	- 1	-	2		
	White, Corey.....	1	- 1	-	2		
12.	Smith, Keith.....	0	- 2	-	2		
13.	Escobar, Gavin.....	1	- 0	-	1		
	Ladouceur, L.P.....	1	- 0	-	1		
15.	Hitchens, Anthony	0	- 1	-	1		
	Smith, Rod.....	0	- 1	-	1		
17.	Crawford, Tyrone.....						1
	Irving, David.....						1
	Jones, Chris.....					0-1	

2015 Preseason Statistics

RECORD: 1-3

PRESEASON (1-3)

DATE	W/L	SCORE	OPPONENT	ATT.
8/13	L	7-17	at San Diego	58,507
8/23	L	6-23	at San Francisco	70,178
8/29	L	14-28	MINNESOTA	86,082
9/3	W	21-14	HOUSTON	85,067

TEAM STATISTICS DALLAS OPP

FIRST DOWNS.....	57	60
Rushing.....	23	26
Passing.....	27	25
Penalty.....	7	9
Third Down-Made/Att.....	12/49	18/58
Third Down Efficiency.....	24.5%	31.0%
Fourth Down-Made/Att.....	2/7	4/8
Total Net Yards.....	937	898
Avg. Per Game.....	234.3	224.5
Total Plays.....	230	244
Avg. Per Play.....	4.1	3.7
Net Yards Rushing.....	410	450
Avg. Per Game.....	102.5	112.5
Total Rushes.....	100	138
Avg. Per Rush.....	4.1	3.3
Net Yards Passing.....	527	448
Avg. Per Game.....	131.8	112.0
Sacked/Yards Lost.....	12/77	11/42
Gross Yards.....	604	490
Attempts/Completions.....	118/62	95/64
Pct. of Completions.....	52.5%	67.4%
Had Intercepted.....	3	2
Punts/Average.....	27/44.7	23/48.0
Net Punting Average.....	35.3	38.6
Punt Return/Avg.....	16/12.3	15/16.9
Kickoff Return/Avg.....	10/29.3	7/32.7
Interception Return/Avg.....	2/1.5	3/15.0
Penalties/Yards.....	33/259	28/215
Fumbles/Ball Lost.....	6/4	4/1
Touchdowns.....	7	9
Rushing.....	3	4
Passing.....	3	2
Returns.....	1	3
Extra Points/Attempts.....	6/6	8/8
Two Point Conversion/Att.....	0/1	1/1
Field Goals/Atts.....	0/1	6/7
Avg. Time of Possession.....	28:53	31:07

SCORE BY

QUARTERS	1	2	3	4	OT	T
Cowboys	0	21	14	13		48
Opponents	13	34	11	24		82

RUSHING	ATT	YDS	AVG.	LG	TD	PUNT RETURNS	NO	YDS	AVG	FC	LG	TD
G. Johnson	37	139	3.8	21t	2	Whitehead	12	150	12.5	1	33	0
Malena	21	112	5.3	22	1	Beasley	2	46	23.0	0	40	0
Randle	13	45	3.5	9	0	Harwell	2	0	0.0	0	0	0
McFadden	7	41	5.9	15	0	Dunn	0	0	0.0	1	0	0
Showers	5	37	7.4	15	0	Cowboys	16	196	12.3	2	40	0
Seastrunk	5	16	3.2	9	0	Opponents	15	253	16.9	5	34	0
M. Hill	3	16	5.3	11	0							
Vaughan	6	3	0.5	5	0							

KICKOFF RETURNS	NO	YDS	AVG.	LG	TD
Whitehead	6	184	30.7	38	0
Malena	3	73	24.3	32	0
Dunbar	1	36	36.0	36	0
Cowboys	10	293	29.3	38	0
Opponents	7	229	32.7	107t	1

RECEIVING	REC	YDS	AVG.	LG	TD	FIELD GOALS	11-19	20-29	30-39	40-49	50+
Escobar	10	101	10.1	21	0	Bailey	0-0	0-0	0-0	0-1	0-0
Whitehead	8	61	7.6	12	0	Dal. Total	0-0	0-0	0-0	0-1	0-0
Swaim	7	83	11.9	20	0	Opponents	0-0	2-2	2-2	1-2	1-1
Harwell	5	35	7.0	10	0						
Jenkins	4	53	13.3	21	0						
Clutts	4	30	7.5	13	0	Bailey: ();(43WR);();()					
T. Williams	3	88	29.3	60t	1	Opp: (32,25,33);(25,45,43WL);()					
Street	3	45	15.0	21	0						

SCORING	R	P	RT	Z	FG	PAT	S	TP
G. Johnson	2	0	0	0	0/0	0/0	0	12
Bailey	0	0	0	0	0/1	6/6	0	6
Harwell	0	1	0	0	0/0	0/0	0	6
Malena	1	0	0	0	0/0	0/0	0	6
White	0	0	1	0	0/0	0/0	0	6
Whitehead	0	1	0	0	0/0	0/0	0	6
T. Williams	0	1	0	0	0/0	0/0	0	6
Cowboys	3	3	1	0	0/1	6/6	0	48
Opponents	4	2	3	1	6/7	8/8	0	82

INTERCEPTIONS	NO	YDS	AVG.	LG	TD
White	1	3	3.0	3t	1
Carr	1	0	0.0	0	0
Cowboys	2	3	1.5	3t	1
Opponents	3	45	15.0	37t	1

PUNTING	NO	YDS	AVG.	TB	20	LG	BL	NET
C. Jones	13	617	47.5	0	6	66	0	39.5
Hornsey	13	590	45.4	0	2	62	1	31.5
Cowboys	27	1,207	44.7	0	8	66	1	35.3
Opponents	23	1,103	48.0	1	6	58	0	38.6

Beasley	2	11	5.5	6	0	Harwell	0	1	0	0	0/0	0/0	0	6
McFadden	2	9	4.5	6	0	Malena	1	0	0	0	0/0	0/0	0	6
G. Johnson	2	5	2.5	5	0	White	0	0	1	0	0/0	0/0	0	6

DEFENSIVE STATISTICS	Tackles	Asst.	Total
Smith, Keith	12	2	14
Brinkley, Jasper	10	3	13
Coleman, Davon	9	4	13
Wilson, Damien	8	5	13
Jones, Byron	9	2	11
Russell, Ryan	10	0	10
Bishop, Ken	7	3	10
Gachkar, Andrew	7	3	10
Scott, Tim	5	5	10
Steeple, Robert	8	1	9
Gardner, Ben	7	2	9
Heath, Jeff	7	2	9
Brown, Jonathan	8	0	8
White, Corey	5	3	8
Wilcox, J.J.	6	1	7
Edwards, Lavar	5	2	7
Gregory, Randy	5	2	7
Wilber, Kyle	3	4	7
Ross, Joel	6	0	6
Church, Barry	4	2	6
Patmon, Tyler	5	0	5
Sweeting, Rod	4	0	4
Glaud, Ka'Lial	3	1	4
Johnson, Dakorey	3	1	4
Crawford, Jack	2	2	4
McClain, Terrell	2	2	4
McCray, Danny	2	2	4
Carr, Brandon	3	0	3
Taylor, Carlitt	3	0	3
Hardy, Greg	2	1	3
Hayden, Nick	2	1	3
Lawrence, DelMarcus	2	1	3
Lee, Sean	2	1	3
Baggs, Donnie	1	2	3
Crawford, Tyrone	1	1	2
Hitchens, Anthony	1	0	1
Obada, Ele	1	0	1
Mincey, Jeremy	0	1	1

PASSING	ATT	COMP	YDS	PCT	AVG	PCT	PCT	LG	SKS/YDS	RATING
Vaughan	67	35	343	52.2	5.1	0	0.0	2	3.0	21
Showers	32	15	125	46.9	3.9	1	3.1	1	3.1	16
Weeden	10	6	49	60.0	4.9	0	0.0	0	0.0	17
Romo	9	6	87	66.7	9.7	2	22.2	0	0.0	60t
Cowboys	118	62	604	52.5	5.1	3	2.5	3	2.5	60t
Opponents	95	64	490	67.4	5.2	2	2.1	2	2.1	39

2015 Game-by-Game

COWBOYS OFFENSE

	FIRST DOWNS			TOTAL OFF.		RUSHING		PASSING			INT BY DAL		PUNTS		PUNT RETURNS		PEN.		FUM		SCORING														
	T	R	Pa	Yds	Plays	Yds	Att	Yds	Sk/Yd	Att	Com	I	NO	AVG	YDS	FC	TD	NO	YDS	NO/LT	TD	TD	TD	TD	2-PT	FG	T.O.P.								
N.Y. GIANTS	27	4	21	2	436	68	80	23	356	0/0	45	36	2	0	0	0	2-53.5	1	-3	2	0	5	96	0	3-35	3/1	3	0	3	0	3/3	0/0	2/2	37:10	
@ Philadelphia	21	4	12	5	359	70	109	33	250	3/18	34	25	0	2	24	0	6-52.5	2	1	3	0	1	31	0	18-142	2/2	2	0	1	1	2/2	0/0	2/2	40:25	
Atlanta	23	9	11	3	347	49	127	21	220	2/12	26	22	1	0	0	0	4-38.8	3	24	1	0	1	28	0	5-31	0/0	4	4	0	4	0	4/4	0/0	0/0	25:47
@ New Orleans	21	4	11	6	335	57	115	28	220	3/26	26	16	0	0	0	0	5-41.8	0	0	3	0	2	40	0	6-30	0/0	2	1	1	0	2/2	0/0	2/2	29:20	
New England	18	5	10	3	265	66	102	24	163	3/24	39	26	1	0	0	0	6-49.7	2	6	1	0	1	21	0	7-50	1/1	0	0	0	0	0/0	0/0	2/2	33:12	
@ N.Y. Giants	27	14	10	3	460	69	233	41	227	1/0	27	17	3	0	0	0	2-33.0	2	7	1	0	3	66	0	7-46	1/1	2	1	1	0	2/2	0/0	2/2	38:04	
Seattle	14	8	4	2	220	57	129	30	91	1/6	26	13	0	1	9	0	4-47.0	2	8	2	0	0	0	0	5-40	1/0	0	0	0	0	0/0	0/0	4/4	30:22	
Philadelphia	25	8	11	6	411	71	134	29	277	4/22	38	25	1	0	0	0	4-43.8	2	5	2	0	1	79	0	8-58	2/0	3	0	3	0	3/3	0/0	2/2	38:19	
@ Tampa Bay	12	2	9	1	216	53	42	21	174	3/12	29	19	1	2	19	0	6-42.0	3	23	0	0	2	35	0	6-65	1/0	0	0	0	0	0/0	0/0	2/3	30:04	
@ Miami	22	10	11	1	386	68	166	38	220	2/7	28	18	2	1	12	1	3-48.7	2	18	2	0	0	0	0	10-79	0/0	3	0	2	1	3/3	0/0	1/1	38:50	
Carolina	14	3	10	1	210	56	31	14	179	2/20	40	24	3	0	0	0	3-47.0	1	8	0	0	0	0	0	5-40	0/0	1	0	1	0	0/0	1/1	2/2	24:46	
@ Washington	16	5	9	2	318	54	97	24	221	1/2	29	16	0	0	0	0	4-41.5	3	31	0	0	2	70	0	8-70	4/3	1	1	0	0	1/1	0/0	4/4	27:13	
@ Green Bay	11	5	5	1	270	51	171	20	99	2/15	29	13	1	0	0	0	7-46.4	3	-6	2	0	1	22	0	6-30	0/0	1	1	0	0	1/1	0/0	0/0	22:12	
N.Y. Jets	15	5	9	1	309	56	133	21	176	2/19	33	18	4	1	-2	0	4-49.5	3	23	0	0	5	131	0	6-54	0/0	1	0	1	0	1/1	0/0	3/3	27:43	
@ Buffalo	14	3	10	1	307	56	121	25	186	0/0	31	13	1	1	0	0	4-34.5	2	32	0	0	1	15	0	8-65	1/1	0	0	0	0	0/0	0/0	2/3	28:30	
Washington	27	5	22	0	512	68	100	16	412	4/23	48	33	2	0	0	0	5-46.2	2	6	2	0	3	70	0	4-44	2/2	3	0	3	0	3/3	0/0	0/0	26:03	
2015 Totals	307	94	175	38	5,361	969	1,890	408	3,471	33/206	528	334	22	8	62	1	69-45.2	33	183	21	0	28	704	0	112-679	18/11	26	8	16	2	25/25	1/1	30/32	30:59	
3rd DOWN	9/13	N.Y. GIANTS.....	6/11	54.5%				10/11	NEW ENGLAND.....	4/14	28.6%																12/13	@ Green Bay.....	1/11	9.1%					
Efficiency	9/20	@ Philadelphia	4/12	33.3%				10/25	@ N.Y. Giants.....	6/11	54.5%																12/19	N.Y. JETS	2/11	18.2%					
	9/27	ATLANTA.....	1/6	16.7%				11/1	SEATTLE.....	4/14	28.6%																12/27	@ Buffalo	7/14	50.0%					
	10/4	@ New Orleans	3/12	25.0%				11/8	PHILADELPHIA.....	8/16	50.0%																1/3/16	WASHINGTON	2/10	20.0%					

2015 Game-by-Game

OPPONENTS OFFENSE

	FIRST DOWNS				TOTAL OFF. YDS	PLYS	RUSHING YDS	ATT	PASSING				INT BY DAL NO YDS TD	PUNTS				PUNT RETURNS				RETURNS NO YDS TD	PEN. NO YDS	FUM NO/LT	SCORING										
	T	R	Pa	Pe					YDS	SA/YD	ATT	COM		I	NO	YDS	FC	TD	NO	YDS	TD				NO	YDS	TD	TD	TDr	TDb	TDt	PAI	2-PT	FG	T.O.P.
N.Y. GIANTS	18	6	10	2	289	61	99	24	190	1/3	36	20	0	2	20	0	4-44.8	2	3	0	0	0	0	0	0	0	0	2	1	0	1	2/2	0/0	4/4	22:50
@ Philadelphia	17	2	11	4	226	55	7	17	219	1/5	37	23	2	0	0	0	7-43.1	2	20	2	0	1	21	0	8-60	1/1	1	0	1	0	1/1	0/0	1/1	19:30	
Atlanta	26	10	14	2	438	69	158	32	280	1/5	36	24	0	1	11	0	4-51.3	0	0	4	0	1	23	0	6-70	0/0	5	3	2	0	4/4	1/1	1/1	34:13	
@ New Orleans	27	7	17	3	438	69	103	25	335	3/24	41	33	0	0	0	0	4-41.1	3	34	1	0	1	34	0	8-64	0/0	3	1	2	0	3/3	0/0	2/3	30:53	
New England	20	5	11	4	356	55	109	23	247	5/28	27	20	0	1	25	0	4-43.8	4	52	0	0	0	0	9-64	1/0	3	1	2	0	3/3	0/0	3/3	26:48		
@ N.Y. Giants	13	4	7	2	289	51	132	25	157	2/13	24	13	0	3	70	1	5-47.0	0	0	2	0	3	149	1	3-13	0/0	3	1	0	2	3/3	0/0	2/2	21:56	
Seattle	19	8	11	0	323	61	113	31	210	0/0	30	19	1	0	0	0	4-48.3	1	12	1	0	1	18	0	5-40	0/0	1	0	1	0	1/1	0/0	2/3	29:38	
Philadelphia	25	13	9	3	459	72	172	35	287	1/8	36	25	0	1	67	1	5-48.2	0	0	3	0	0	0	10-70	0/0	4	2	1	1	3/3	0/0	2/2	25:42		
@ Tampa Bay	23	5	14	4	330	66	84	26	246	2/18	39	22	2	1	0	0	4-41.8	1	3	3	0	0	0	7-62	1/0	1	1	0	0	1/1	0/0	1/2	29:56		
@ Miami	9	2	6	1	210	41	70	14	140	3/48	24	13	1	2	17	0	7-43.6	1	12	0	3	39	0	9-74	1/0	2	0	2	0	2/2	0/0	0/0	21:10		
Carolina	18	9	8	1	294	65	129	37	165	1/18	27	16	0	3	85	2	2-40.0	1	0	1	0	1	3	8-53	1/0	3	1	0	2	3/3	0/0	4/5	35:14		
@ Washington	15	4	9	2	266	61	73	26	193	3/26	31	22	0	0	0	0	6-42.2	2	0	1	0	5	125	0	9-72	2/1	1	0	1	0	1/1	0/0	3/4	32:47	
@ Green Bay	29	15	12	2	435	81	230	44	205	2/13	35	22	0	1	0	0	6-47.0	4	13	0	0	2	40	0	8-69	1/0	4	2	2	0	4/4	0/0	0/0	37:48	
N.Y. Jets	20	4	15	1	372	67	73	26	299	2/0	39	26	1	4	71	0	5-40.6	1	7	1	0	3	61	0	8-61	0/0	2	1	0	1	1/2	0/0	2/3	32:17	
@ Buffalo	19	11	7	1	408	61	236	40	172	3/7	18	13	1	1	37	0	4-57.0	0	0	1	0	2	36	0	7-62	1/1	2	2	0	0	1/2	0/0	1/1	31:30	
Washington	19	8	11	0	437	63	146	36	291	1/13	26	19	0	2	25	0	3-40.0	2	6	1	0	0	0	3-20	2/0	4	0	4	0	4/4	0/0	2/2	33:57		
2015 Totals	317	113	172	32	5,566	998	1,934	461	3,632	31/229	506	330	8	22	428	4	74-45.0	24	162	21	0	23	549	1	113-898	123	41	16	19	6	36/38	1/1	30/36	29:01	
3rd DOWN	9/13	N.Y. GIANTS.....	6/14	42.9%					10/11	NEW ENGLAND....	3/10	30.0%						11/15	@ Tampa Bay...	4/12	33.3%					12/13	@ Green Bay.....	7/14	50.0%						
Efficiency	9/20	@ Philadelphia.....	2/11	18.2%					10/25	@ N.Y. Giants.....	3/11	27.3%						11/22	@ Miami.....	1/10	10.0%					12/19	N.Y. JETS.....	5/14	35.7%						
	9/27	ATLANTA.....	9/14	64.3%					11/1	SEATTLE.....	5/12	41.7%						11/26	CAROLINA.....	8/16	50.0%					12/27	@ Buffalo.....	6/14	42.9%						
	10/4	@ New Orleans.....	6/13	46.2%					11/8	PHILADELPHIA.....	3/13	23.1%						12/7	@ Washington..	6/16	37.5%					13/16	WASHINGTON.....	7/14	50.0%						

Individual Game-by-Game Rushing

		Darren McFadden					Joseph Randle					Robert Turbin				
		No	Yds	Avg	Lg	TD	No	Yds	Avg	Lg	TD	No	Yds	Avg	Lg	TD
9/13	N.Y. Giants	6	16	2.7	8	0	16	65	4.1	15	0					
9/20	@ Philadelphia	10	31	3.1	9	0	18	51	2.8	6	0					
9/27	Atlanta	6	35	5.8	10	1	14	87	6.2	37	3					
10/4	@ New Orleans	10	31	3.1	14	0	11	26	2.4	14	1					
10/11	New England	5	16	3.2	7	0	15	62	4.1	14	0					
10/25	@ N.Y. Giants	29	152	5.2	22	1	2	24	12.0	13	0					
11/1	Seattle	20	64	3.2	12	0	INACTIVE									
11/8	Philadelphia	27	117	4.3	17	0	WAIVED 11/3									
11/15	@ Tampa Bay	17	32	1.9	7	0						SIGNED 11/18				
11/22	@ Miami	29	129	4.4	35	0						7	35	5.0	17	0
11/26	Carolina	10	11	1.1	8	0						2	11	5.5	8	0
12/7	@ Washington	14	53	3.8	9	1						6	12	2.0	5	0
12/13	@ Green Bay	9	111	12.3	50	0						7	51	7.3	22	1
12/19	N.Y. Jets	16	100	6.3	33	0						3	1	0.3	2	0
12/27	@ Buffalo	19	99	5.2	28	0						5	23	4.6	11	0
1/3/16	Washington	12	92	7.7	30	0						2	6	3.0	3	0
2015 Totals		239	1,089	4.6	50	3	76	315	4.1	37	4	32	139	4.3	22	1

		Lucky Whitehead					Matt Cassel					Lance Dunbar				
		No	Yds	Avg	Lg	TD	No	Yds	Avg	Lg	TD	No	Yds	Avg	Lg	TD
9/13	N.Y. Giants															
9/20	@ Philadelphia						ACQUIRED 9/22					1	8	8.0	8	0
9/27	Atlanta						INACTIVE					1	5	5.0	5	0
10/4	@ New Orleans						INACTIVE					3	54	18.0	45	0
10/11	New England						DID NOT PLAY					RESERVE/INJURED-Knee				
10/25	@ N.Y. Giants	4	35	8.8	15	0	1	4	4.0	4	0	RESERVE/INJURED-Knee				
11/1	Seattle	1	2	2.0	2	0	4	43	10.8	24	0	RESERVE/INJURED-Knee				
11/8	Philadelphia						2	17	8.5	11	0	RESERVE/INJURED-Knee				
11/15	@ Tampa Bay						1	2	2.0	2	0	RESERVE/INJURED-Knee				
11/22	@ Miami						DID NOT PLAY					RESERVE/INJURED-Knee				
11/26	Carolina						2	9	4.5	5	0	RESERVE/INJURED-Knee				
12/7	@ Washington	2	35	17.5	22	0	2	-3	-1.5	7	0	RESERVE/INJURED-Knee				
12/13	@ Green Bay	1	3	3.0	3	0	3	6	2.0	3	0	RESERVE/INJURED-Knee				
12/19	N.Y. Jets	2	32	16.0	33	0						RESERVE/INJURED-Knee				
12/27	@ Buffalo						DID NOT PLAY					RESERVE/INJURED-Knee				
1/3/16	Washington						DID NOT PLAY					RESERVE/INJURED-Knee				
2015 Totals		10	107	10.7	33	0	15	78	5.2	24	0	5	67	13.4	45	0

Individual Game-by-Game Receiving

		Jason Witten					Terrance Williams					Cole Beasley				
		No	Yds	Avg	Lg	TD	No	Yds	Avg	Lg	TD	No	Yds	Avg	Lg	TD
9/13	N.Y. Giants	8	60	7.5	15	2	5	60	12.0	21	0	4	49	12.3	16	0
9/20	@ Philadelphia	7	56	8.0	11	0	4	84	21.0	42	1	4	14	3.5	9	0
9/27	Atlanta	6	65	10.8	19	0						4	49	12.3	20	0
10/4	@ New Orleans	4	57	14.3	28	0	3	49	16.3	24	1	6	62	10.3	19	0
10/11	New England	5	33	6.6	16	0	2	30	15.0	17	0	4	40	10.0	21	0
10/25	@ N.Y. Giants	6	73	12.2	35	0	4	70	17.5	27	0					
11/1	Seattle	2	16	8.0	9	0	2	20	10.0	15	0					
11/8	Philadelphia	6	43	7.2	14	0	3	27	9.0	11	0	9	112	12.4	30	2
11/15	@ Tampa Bay	5	42	8.4	24	0	2	33	16.5	17	0	1	8	8.0	8	0
11/22	@ Miami	2	27	13.5	15	0	4	79	19.8	31	1	1	14	14.0	14	0
11/26	Carolina	4	36	9.0	14	0	4	39	9.8	13	0	6	44	7.3	17	1
12/7	@ Washington	5	46	9.2	12	0	2	63	31.5	38	0					
12/13	@ Green Bay	5	40	8.0	10	0	3	38	12.7	19	0	3	25	8.3	12	0
12/19	N.Y. Jets	5	49	9.8	15	0	2	13	6.5	14	0	3	37	12.3	23	0
12/27	@ Buffalo	1	12	12.0	12	0	4	62	15.5	22	0	2	29	14.5	25	0
1/3/16	Washington	6	58	9.7	22	1	8	173	21.6	36	0	5	53	10.6	22	2
2015 Totals		77	713	9.3	35	3	52	840	16.2	42	3	52	536	10.3	30	5

Individual Game-by-Game Receiving, cont.

		Darren McFadden					Dez Bryant					Lance Dunbar				
		No	Yds	Avg	Lg	TD	No	Yds	Avg	Lg	TD	No	Yds	Avg	Lg	TD
9/13	N.Y. Giants	1	19	19.0	19	0	5	48	9.6	18	0	8	70	8.8	24	0
9/20	@ Philadelphia	2	21	10.5	14	0	INACTIVE/INJURED-Foot					3	45	15.0	39	0
9/27	Atlanta						INACTIVE/INJURED-Foot					10	100	10.0	22	0
10/4	@ New Orleans						INACTIVE/INJURED-Foot									
10/11	New England	9	62	6.9	12	0	INACTIVE/INJURED-Foot					RESERVE/INJURED-Knee				
10/25	@ N.Y. Giants	2	10	5.0	9	0	INACTIVE/INJURED-Foot					RESERVE/INJURED-Knee				
11/1	Seattle	6	49	8.2	11	0	2	12	6.0	15	0	RESERVE/INJURED-Knee				
11/8	Philadelphia	1	5	5.0	5	0	5	104	20.8	51	1	RESERVE/INJURED-Knee				
11/15	@ Tampa Bay	3	26	8.7	11	0	5	45	9.0	16	0	RESERVE/INJURED-Knee				
11/22	@ Miami	3	20	6.7	9	0	4	45	11.3	16t	1	RESERVE/INJURED-Knee				
11/26	Carolina	4	45	11.3	21	0	2	26	13.0	20	0	RESERVE/INJURED-Knee				
12/7	@ Washington	1	6	6.0	6	0	3	62	20.7	42	0	RESERVE/INJURED-Knee				
12/13	@ Green Bay						1	9	9.0	9	0	RESERVE/INJURED-Knee				
12/19	N.Y. Jets	2	13	6.5	8	0	4	50	12.5	15	1	RESERVE/INJURED-Knee				
12/27	@ Buffalo	1	-1	-1.0	-1	0	INACTIVE/INJURED-Foot					RESERVE/INJURED-Knee				
1/3/16	Washington	5	53	10.6	17	0	RESERVE/INJURED-Foot					RESERVE/INJURED-Knee				
2015 Totals		40	328	8.2	21	0	31	401	12.9	51	3	21	215	10.2	39	0

		Brice Butler					Joseph Randle					James Hanna				
		No	Yds	Avg	Lg	TD	No	Yds	Avg	Lg	TD	No	Yds	Avg	Lg	TD
9/13	N.Y. Giants	ACQUIRED 9/16					3	42	14.0	25	0					
9/20	@ Philadelphia						1	14	14.0	14	0					
9/27	Atlanta						2	18	9.0	9	0	INACTIVE/INJURED-Knee				
10/4	@ New Orleans	1	67	67.0	67	0	4	12	3.3	10	0	1	7	7.0	7	0
10/11	New England	INACTIVE/INJURED-Hamstring										INACTIVE/INJURED-Ankle				
10/25	@ N.Y. Giants	2	41	20.5	26	0						1	6	6.0	6	0
11/1	Seattle	INACTIVE					INACTIVE					1	0	0.0	0	0
11/8	Philadelphia	INACTIVE/INJURED-Hamstring					WAIVED 11/3									
11/15	@ Tampa Bay	INACTIVE/INJURED-Hamstring														
11/22	@ Miami	INACTIVE/INJURED-Hamstring														
11/26	Carolina	INACTIVE														
12/7	@ Washington	INACTIVE										1	11	11.0	11	0
12/13	@ Green Bay	INACTIVE														
12/19	N.Y. Jets	1	16	16.0	16	0						1	17	17.0	17	0
12/27	@ Buffalo	4	74	18.5	34	0						1	10	10.0	10	0
1/3/16	Washington	4	60	15.0	24	0						3	28	9.3	13	0
2015 Totals		12	258	21.5	67	0	10	86	8.6	25	0	9	79	8.8	17	0

		Gavin Escobar					Devin Street					Lucky Whitehead				
		No	Yds	Avg	Lg	TD	No	Yds	Avg	Lg	TD	No	Yds	Avg	Lg	TD
9/13	N.Y. Giants	2	8	4.0	6	1										
9/20	@ Philadelphia	2	16	8.0	13	0	1	18	18.0	18	0					
9/27	Atlanta															
10/4	@ New Orleans											INACTIVE				
10/11	New England						1	13	13.0	13	0	1	-3	-3.0	-3	0
10/25	@ N.Y. Giants						1	25	25.0	25t	1					
11/1	Seattle															
11/8	Philadelphia											1	8	8.0	8	0
11/15	@ Tampa Bay	1	22	22.0	22	0	1	10	10.0	10	0	1	0	0.0	0	0
11/22	@ Miami	2	20	10.0	15	0	1	19	19.0	19	0					
11/26	Carolina	1	-2	-2.0	-2	0						1	4	4.0	4	0
12/7	@ Washington						1	18	18.0	18	0	1	5	5.0	5	0
12/13	@ Green Bay											1	2	2.0	2	0
12/19	N.Y. Jets						INACTIVE									
12/27	@ Buffalo	RESERVE/INJURED-Achilles														
1/3/16	Washington	RESERVE/INJURED-Achilles					1	11	11.0	11	0					
2015 Totals		8	64	8.0	22	1	7	114	16.3	25t	1	6	16	2.7	8	0

Individual Game-by-Game Passing

Matt Cassel

	Att	Cmp	Yds	Pct.	TD	Int	Long	Sk/Yd	Rating
9/13 N.Y. Giants									
9/20 @ Philadelphia					ACQUIRED 9/23				
9/27 Atlanta					INACTIVE				
10/4 @ New Orleans					INACTIVE				
10/11 New England					DID NOT PLAY				
10/25 @ N.Y. Giants	27	17	227	63.0%	1	3	35	1/0	62.3
11/1 Seattle	25	13	97	52.0%	0	0	15	1/6	61.6
11/8 Philadelphia	38	25	299	65.8%	3	1	51	4/22	105.0
11/15 @ Tampa Bay	29	19	186	65.5%	0	1	24	3/12	69.0
11/22 @ Miami					DID NOT PLAY				
11/26 Carolina	19	13	93	68.4%	1	0	14	1/10	97.0
12/7 @ Washington	29	16	223	55.2%	0	0	42	1/2	80.0
12/13 @ Green Bay	29	13	114	44.8%	0	1	19	2/15	41.5
12/19 N.Y. Jets	8	3	37	37.5%	0	1	17	1/19	13.0
12/27 @ Buffalo					DID NOT PLAY				
1/3/16 Washington					DID NOT PLAY				
2015 Totals	204	119	1,276	58.3%	5	7	51	14/86	70.6

Tony Romo

	Att	Cmp	Yds	Pct.	TD	Int	Long	Sk/Yd	Rating
9/13 N.Y. Giants	45	36	356	80.0%	3	2	25	0/0	103.3
9/20 @ Philadelphia	27	18	195	66.7%	0	0	39	3/18	87.7
9/27 Atlanta					RESERVE/INJURED-Returnable				
10/4 @ New Orleans					RESERVE/INJURED-Returnable				
10/11 New England					RESERVE/INJURED-Returnable				
10/25 @ N.Y. Giants					RESERVE/INJURED-Returnable				
11/1 Seattle					RESERVE/INJURED-Returnable				
11/8 Philadelphia					RESERVE/INJURED-Returnable				
11/15 @ Tampa Bay					RESERVE/INJURED-Returnable				
11/22 @ Miami	28	18	227	64.3%	2	2	31t	2/7	83.5
11/26 Carolina	21	11	106	52.4%	0	3	21	1/10	27.2
12/7 @ Washington					INACTIVE/INJURED-CLAVICLE				
12/13 @ Green Bay					INACTIVE/INJURED-CLAVICLE				
12/19 N.Y. Jets					INACTIVE/INJURED-CLAVICLE				
12/27 @ Buffalo					RESERVE/INJURED-Clavicle				
1/3/16 Washington					RESERVE/INJURED-Clavicle				
2015 Totals	121	83	884	68.6%	5	7	39	6/35	79.4

Kellen Moore

	Att	Cmp	Yds	Pct.	TD	Int	Long	Sk/Yd	Rating
9/13 N.Y. Giants					PRACTICE SQUAD				
9/20 @ Philadelphia					SIGNED 9/23				
9/27 Atlanta					DID NOT PLAY				
10/4 @ New Orleans					DID NOT PLAY				
10/11 New England					INACTIVE				
10/25 @ N.Y. Giants					INACTIVE				
11/1 Seattle					INACTIVE				
11/8 Philadelphia					INACTIVE				
11/15 @ Tampa Bay					PRACTICE SQUAD				
11/22 @ Miami					PRACTICE SQUAD				
11/26 Carolina					SIGNED 12/2				
12/7 @ Washington					DID NOT PLAY				
12/13 @ Green Bay					DID NOT PLAY				
12/19 N.Y. Jets	25	15	158	60.0%	1	3	23	1/0	52.2
12/27 @ Buffalo	31	13	186	41.9%	0	1	34	0/0	48.6
1/3/16 Washington	48	33	435	68.8%	3	2	36	4/23	100.6
2015 Totals	104	61	779	58.7%	4	6	36	5/23	71.0

STAFF	Individual Game-by-Game Punt Returns																			
	Lucky Whitehead							Cole Beasley							Lance Dunbar					
	No	Yds	Avg	FC	Lg	TD	No	Yds	Avg	FC	Lg	TD	No	Yds	Avg	Lg	TD			
9/13	N.Y. Giants						1	-3	-3.0	2	-3	0								
9/20	@ Philadelphia						2	1	0.5	3	1	0								
9/27	Atlanta						2	20	10.0	1	12	0	1	4	4.0	0	4	0		
10/4	@ New Orleans	INACTIVE						0	0	0.0	3	0	0							
10/11	New England	1	-2	-2.0	0	-2	0	1	8	8.0	1	8	0	RESERVE/INJURED-Knee						
10/25	@ N.Y. Giants							2	7	3.5	1	7	0	RESERVE/INJURED-Knee						
11/1	Seattle							1	8	8.0	2	8	0	RESERVE/INJURED-Knee						
11/8	Philadelphia	2	5	2.5	0	6	0	0	0	0.0	2	0	0	RESERVE/INJURED-Knee						
11/15	@ Tampa Bay	1	0	0.0	0	0	0	2	23	11.5	0	22	0	RESERVE/INJURED-Knee						
11/22	@ Miami	2	18	9.0	0	18	0	0	0	0.0	2	0	0	RESERVE/INJURED-Knee						
11/26	Carolina	1	8	8.0	0	8	0						RESERVE/INJURED-Knee							
12/7	@ Washington	3	31	10.3	0	16	0						RESERVE/INJURED-Knee							
12/13	@ Green Bay	3	-6	-2.0	2	-2	0						RESERVE/INJURED-Knee							
12/19	N.Y. Jets	2	18	9.0	0	15	0	1	5	5.0	0	5	0	RESERVE/INJURED-Knee						
12/27	@ Buffalo	2	32	16.0	0	28	0						RESERVE/INJURED-Knee							
1/3/16	Washington	2	6	3.0	2	4	0						RESERVE/INJURED-Knee							
2015 Totals		19	110	5.8	4	28	0	12	69	5.8	17	22	0	1	4	4.0	0	4	0	
PLAYERS	Individual Game-by-Game Kickoff Returns																			
	Lucky Whitehead					Lance Dunbar					Tyler Patmon									
	No	Yds	Avg	Lg	TD	No	Yds	Avg	Lg	TD	No	Yds	Avg	Lg	TD					
9/13	N.Y. Giants					3	70	23.3	32	0	2	26	13.0	20	0					
9/20	@ Philadelphia					1	31	31.0	31	0										
9/27	Atlanta					1	28	28.0	28	0										
10/4	@ New Orleans	INACTIVE					1	17	17.0	17	0									
10/11	New England	1	21	21.0	21	0	RESERVE/INJURED-Knee					INACTIVE								
10/25	@ N.Y. Giants	2	44	22.0	24	0	RESERVE/INJURED-Knee					INACTIVE								
11/1	Seattle						RESERVE/INJURED-Knee					INACTIVE								
11/8	Philadelphia	1	79	79.0	79	0	RESERVE/INJURED-Knee													
11/15	@ Tampa Bay						RESERVE/INJURED-Knee													
11/22	@ Miami						RESERVE/INJURED-Knee													
11/26	Carolina						RESERVE/INJURED-Knee													
12/7	@ Washington	2	70	35.0	46	0	RESERVE/INJURED-Knee													
12/13	@ Green Bay	1	22	22.0	22	0	RESERVE/INJURED-Knee													
12/19	N.Y. Jets	5	131	26.2	31	0	RESERVE/INJURED-Knee					WAIVED 12/15								
12/27	@ Buffalo	1	15	15.0	15	0	RESERVE/INJURED-Knee													
1/3/16	Washington	3	70	23.3	25	0	RESERVE/INJURED-Knee													
2015 Totals		16	452	28.3	79	0	6	146	24.3	32	0	2	26	13.0	20	0				
2015 SEASON	Individual Game-by-Game Kicking																			
	Field Goals							Punting												
	Dan Bailey							Chris Jones												
9/13	N.Y. Giants	11-19	20-29	30-39	40-49	50+	Total	No	Yds	Avg	TB	20	Lg	Blk	Net					
9/20	@ Philadelphia	0-0	1-1	1-1	0-0	0-0	2-2	6	315	52.5	1	2	61	0	45.8					
9/27	Atlanta							4	159	39.8	0	3	45	0	39.8					
10/4	@ New Orleans	0-0	0-0	2-2	0-0	0-0	2-2	5	209	41.8	0	3	53	0	35.0					
10/11	New England	0-0	1-1	0-0	0-0	1-1	2-2	6	298	49.7	0	1	59	0	41.0					
10/25	@ N.Y. Giants	0-0	0-0	1-1	1-1	0-0	2-2	2	66	33.0	0	0	34	0	33.0					
11/1	Seattle	0-0	1-1	2-2	0-0	1-1	4-4	4	188	47.0	0	1	53	0	44.0					
11/8	Philadelphia	0-0	0-0	0-0	2-2	0-0	2-2	4	175	43.8	0	2	55	0	43.8					
11/15	@ Tampa Bay	0-0	0-0	0-0	1-2	1-1	2-3	6	255	42.5	0	4	56	0	42.0					
11/22	@ Miami	0-0	0-0	1-1	0-0	0-0	1-1	3	146	48.7	0	0	54	0	44.7					
11/26	Carolina	0-0	1-1	0-0	1-1	0-0	2-2	3	141	47.0	0	0	50	0	47.0					
12/7	@ Washington	0-0	1-1	2-2	0-0	1-1	4-4	4	166	41.5	0	2	50	0	41.5					
12/13	@ Green Bay							7	325	46.4	0	3	55	0	44.6					
12/19	N.Y. Jets	0-0	1-1	1-1	0-0	1-1	3-3	4	198	49.5	0	1	52	0	47.8					
12/27	@ Buffalo	0-0	1-1	0-0	1-1	0-1	2-3	4	138	34.5	0	3	45	0	34.5					
1/3/16	Washington							5	231	46.2	0	1	51	0	45.0					
2015 Totals		0-0	9-9	10-10	6-7	5-6	30-32	69	3,117	45.2	1	27	61	0	42.5					
PLAYOFF RECORDS	Individual Game-by-Game Kicking																			
	Field Goals							Punting												
	Dan Bailey							Chris Jones												
9/13	N.Y. Giants	11-19	20-29	30-39	40-49	50+	Total	No	Yds	Avg	TB	20	Lg	Blk	Net					
9/20	@ Philadelphia	0-0	1-1	1-1	0-0	0-0	2-2	6	315	52.5	1	2	61	0	45.8					
9/27	Atlanta							4	159	39.8	0	3	45	0	39.8					
10/4	@ New Orleans	0-0	0-0	2-2	0-0	0-0	2-2	5	209	41.8	0	3	53	0	35.0					
10/11	New England	0-0	1-1	0-0	0-0	1-1	2-2	6	298	49.7	0	1	59	0	41.0					
10/25	@ N.Y. Giants	0-0	0-0	1-1	1-1	0-0	2-2	2	66	33.0	0	0	34	0	33.0					
11/1	Seattle	0-0	1-1	2-2	0-0	1-1	4-4	4	188	47.0	0	1	53	0	44.0					
11/8	Philadelphia	0-0	0-0	0-0	2-2	0-0	2-2	4	175	43.8	0	2	55	0	43.8					
11/15	@ Tampa Bay	0-0	0-0	0-0	1-2	1-1	2-3	6	255	42.5	0	4	56	0	42.0					
11/22	@ Miami	0-0	0-0	1-1	0-0	0-0	1-1	3	146	48.7	0	0	54	0	44.7					
11/26	Carolina	0-0	1-1	0-0	1-1	0-0	2-2	3	141	47.0	0	0	50	0	47.0					
12/7	@ Washington	0-0	1-1	2-2	0-0	1-1	4-4	4	166	41.5	0	2	50	0	41.5					
12/13	@ Green Bay							7	325	46.4	0	3	55	0	44.6					
12/19	N.Y. Jets	0-0	1-1	1-1	0-0	1-1	3-3	4	198	49.5	0	1	52	0	47.8					
12/27	@ Buffalo	0-0	1-1	0-0	1-1	0-1	2-3	4	138	34.5	0	3	45	0	34.5					
1/3/16	Washington							5	231	46.2	0	1	51	0	45.0					
2015 Totals		0-0	9-9	10-10	6-7	5-6	30-32	69	3,117	45.2	1	27	61	0	42.5					
SIDELINES	Individual Game-by-Game Kicking																			
	Field Goals							Punting												
	Dan Bailey							Chris Jones												
9/13	N.Y. Giants	11-19	20-29	30-39	40-49	50+	Total	No	Yds	Avg	TB	20	Lg	Blk	Net					
9/20	@ Philadelphia	0-0	1-1	1-1	0-0	0-0	2-2	6	315	52.5	1	2	61	0	45.8					
9/27	Atlanta							4	159	39.8	0	3	45	0	39.8					
10/4	@ New Orleans	0-0	0-0	2-2	0-0	0-0	2-2	5	209	41.8	0	3	53	0	35.0					
10/11	New England	0-0	1-1	0-0	0-0	1-1	2-2	6	298	49.7	0	1	59	0	41.0					
10/25	@ N.Y. Giants	0-0	0-0	1-1	1-1	0-0	2-2	2	66	33.0	0	0	34	0	33.0					
11/1	Seattle	0-0	1-1	2-2	0-0	1-1	4-4	4	188	47.0	0	1	53	0	44.0					
11/8	Philadelphia	0-0	0-0	0-0	2-2	0-0	2-2	4	175	43.8	0	2	55	0	43.8					
11/15	@ Tampa Bay	0-0	0-0	0-0	1-2	1-1	2-3	6	255	42.5	0	4	56	0	42.0					
11/22	@ Miami	0-0	0-0	1-1	0-0	0-0	1-1	3	146	48.7	0	0	54	0	44.7					
11/26	Carolina	0-0	1-1	0-0	1-1	0-0	2-2	3	141	47.0	0	0	50	0	47.0					
12/7	@ Washington	0-0	1-1	2-2	0-0	1-1	4-4	4	166	41.5	0	2	50	0	41.5					
12/13	@ Green Bay							7	325	46.4	0	3	55	0	44.6					
12/19	N.Y. Jets	0-0	1-1	1-1	0-0	1-1	3-3	4	198	49.5	0	1	52	0	47.8					
12/27	@ Buffalo	0-0	1-1	0-0	1-1	0-1	2-3	4	138	34.5	0	3	45	0	34.5					
1/3/16	Washington							5	231	46.2	0	1	51	0	45.0					
2015 Totals		0-0	9-9	10-10	6-7	5-6	30-32	69	3,117	45.2	1	27	61	0	42.5					

Individual Game-by-Game Tackles

		Sean Lee				Barry Church				Rolando McClain								
		Solo	Asst.	Total	Sacks	Solo	Asst.	Total	Sacks	Solo	Asst.	Total	Sacks					
9/13	N.Y. Giants	9	-	0	-	9	6	-	5	-	11	Reserve/Suspended						
9/20	@ Philadelphia	10	-	4	-	14	7	-	2	-	9	Reserve/Suspended						
9/27	Atlanta	9	-	2	-	11	5	-	2	-	7	Reserve/Suspended						
10/4	@ New Orleans	3	-	0	-	3	8	-	2	-	10	Reserve/Suspended						
10/11	New England	5	-	2	-	7	7	-	2	-	9	5	-	4	-	9	1.0	
10/25	@ N.Y. Giants	5	-	4	-	9	4	-	3	-	7	3	-	3	-	6		
11/1	Seattle	5	-	10	-	15	6	-	6	-	12	4	-	3	-	7		
11/8	Philadelphia	5	-	1	-	6	7	-	1	-	8	2	-	2	-	4		
11/15	@ Tampa Bay	INACTIVE/INJURED-Concussion					9	-	1	-	10	9	-	4	-	13		
11/22	@ Miami	6	-	3	-	9	4	-	2	-	6	3	-	3	-	6		
11/26	Carolina	11	-	6	-	17	4	-	4	-	8	8	-	4	-	12		
12/7	@ Washington	8	-	1	-	9	8	-	7	-	15	6	-	4	-	10		
12/13	@ Green Bay	9	-	3	-	12	6	-	4	-	10	10	-	1	-	11		
12/19	N.Y. Jets	11	-	7	-	18	7	-	0	-	7	INACTIVE/INJURED-Concussion						
12/27	@ Buffalo	13	-	4	-	17	4	-	3	-	7	7	-	0	-	7	1.0	
1/3/16	Washington	Inactive/Injured-Hamstring					Reserve/Injured-Arm					10	-	2	-	12		
2015 Totals		109	-	47	-	156	2.5	92	-	44	-	136	67	-	30	-	97	2.0

		Anthony Hitchens				Byron Jones				Brandon Carr							
		Solo	Asst.	Total	Sacks	Solo	Asst.	Total	Sacks	Solo	Asst.	Total	Sacks				
9/13	N.Y. Giants	9	-	2	-	11	0	-	1	-	1	5	-	0	-	5	
9/20	@ Philadelphia	2	-	3	-	5	1.0			0	-	1	-	1			
9/27	Atlanta	6	-	1	-	7	2	-	1	-	3	5	-	2	-	7	
10/4	@ New Orleans	9	-	3	-	12	1.0			5	-	1	-	6			
10/11	New England	1	-	1	-	2	7	-	2	-	9	1	-	0	-	1	
10/25	@ N.Y. Giants	0	-	1	-	1	5	-	2	-	7	5	-	0	-	5	
11/1	Seattle	0	-	1	-	1	4	-	1	-	5	5	-	0	-	5	
11/8	Philadelphia	3	-	0	-	3	2	-	0	-	2	2	-	1	-	3	
11/15	@ Tampa Bay	6	-	1	-	7	2	-	1	-	3	3	-	0	-	3	
11/22	@ Miami						5	-	1	-	6	1	-	0	-	1	
11/26	Carolina	0	-	2	-	2	2	-	2	-	4	3	-	0	-	3	
12/7	@ Washington						2	-	2	-	4	3	-	0	-	3	
12/13	@ Green Bay	1	-	4	-	5	6	-	5	-	11	7	-	3	-	10	
12/19	N.Y. Jets	7	-	8	-	15	4	-	0	-	4	6	-	0	-	6	
12/27	@ Buffalo	2	-	1	-	3	3	-	1	-	4	6	-	1	-	7	
1/3/16	Washington	6	-	5	-	11	5	-	2	-	7	4	-	0	-	4	
2015 Totals		52	-	33	-	85	2.0	54	-	22	-	76	62	-	9	-	71

		J.J. Wilcox				DeMarcus Lawrence				Nick Hayden							
		Solo	Asst.	Total	Sacks	Solo	Asst.	Total	Sacks	Solo	Asst.	Total	Sacks				
9/13	N.Y. Giants	2	-	1	-	3	0	-	2	-	2	1	-	2			
9/20	@ Philadelphia	1	-	0	-	1	3	-	2	-	5	2	-	0	-	2	
9/27	Atlanta	4	-	1	-	5	1	-	1	-	2	4	-	0	-	4	
10/4	@ New Orleans	2	-	1	-	3	2	-	2	-	4	1.0	5	-	0	-	5
10/11	New England	4	-	2	-	6	0	-	1	-	1	1	-	2	-	3	
10/25	@ N.Y. Giants	0	-	1	-	1	1	-	3	-	4	2	-	0	-	2	
11/1	Seattle	1	-	3	-	4	5	-	0	-	5	4	-	3	-	7	
11/8	Philadelphia	6	-	3	-	9	3	-	3	-	6	3	-	0	-	3	
11/15	@ Tampa Bay	0	-	1	-	1	2	-	0	-	2	1.0	0	-	3	-	3
11/22	@ Miami	1	-	3	-	4	1	-	0	-	1	1.0	1	-	0	-	1
11/26	Carolina	4	-	5	-	9	1	-	1	-	2	4	-	1	-	5	
12/7	@ Washington	2	-	1	-	3	2	-	0	-	2	2.0	2	-	1	-	3
12/13	@ Green Bay	6	-	4	-	10	3	-	2	-	5	1.0	4	-	1	-	5
12/19	N.Y. Jets	1	-	1	-	2	1	-	3	-	4	1.0	1	-	2	-	3
12/27	@ Buffalo	2	-	3	-	5	1	-	4	-	5	1.0	0	-	2	-	2
1/3/16	Washington	2	-	1	-	3	2	-	4	-	6	2	-	2	-	4	
2015 Totals		38	-	31	-	69	28	-	28	-	56	8.0	36	-	18	-	54

The 2015 Season at a Glance

Dallas 27, New York 26
AT&T Stadium, September 13, 2015
Attendance: 93,579

	1	2	3	4	Final
Giants	3	10	3	10	26
Cowboys	3	3	7	14	27

DAL – FG Bailey 21
 NYG – FG J. Brown 50
 DAL – FG Bailey 32
 NYG – Rodgers-Cromartie 57 fum. ret. (J. Brown kick)
 NYG – FG J. Brown 40
 NYG – FG J. Brown 30
 DAL – Escobar 2 pass from Romo (Bailey kick)
 NYG – Jennings 2 run (J. Brown kick)
 DAL – Witten 1 pass from Romo (Bailey kick)
 NYG – FG J. Brown 19
 DAL – Witten 11 pass from Romo (Bailey kick)

	Giants	Cowboys
First Downs.....	18	27
Total Net Yards.....	285	436
Net Yards Rushing.....	99	80
Net Yards Passing.....	186	356
Atts-Comps.....	36-20	45-36
Sacked/Yards.....	1-3	0-0
Had Intercepted.....	0	2
Punts-Average.....	4-44.8	2-53.5
Fumbles-Lost.....	1-0	3-1
Penalties-Yards.....	5-44	3-35
Time of Possession.....	22:50	37:10

Rushing
Giants – Jennings, 13 for 52, 1 TD; A. Williams, 6 for 14; Vereen, 3 for 14; Harris, 1 for 11; Manning, 1 for 8.
Cowboys – Randle, 16 for 65; McFadden, 6 for 16; Romo, 1 for -1.

Passing
Giants – Manning, 20-of-36, 193 yards, 0 TD, 0 INT.
Cowboys – Romo, 36-of-45, 356 yards, 3 TD, 2 INT.

Receiving
Giants – Beckham Jr., 5 for 44; Vereen, 4 for 45; Fells, 3 for 33; Randle, 3 for 23; Donnell, 3 for 21; Parker, 2 for 23.
Cowboys – Dunbar, 8 for 70; Witten, 8 for 60, 2 TD; Williams, 5 for 60; Bryant, 5 for 45; Beasley, 4 for 49; Randle, 3 for 42; Escobar, 2 for 8, 1 TD; McFadden, 1 for 19.

Atlanta 39, Dallas 28
AT&T Stadium, September 27, 2015
Attendance: 90,345

	1	2	3	4	Final
Falcons	7	10	8	14	39
Cowboys	14	14	0	0	28

DAL – Randle 37 run (Bailey kick)
 DAL – Randle 1 run (Bailey kick)
 ATL – Freeman 3 run (Bryant kick)
 DAL – McFadden 2 run (Bailey kick)
 ATL – Freeman 2 run (Bryant kick)
 DAL – Randle 1 run (Bailey kick)
 ATL – FG Bryant 32
 ATL – J. Jones 45 pass from Ryan (Ryan-to-Toilolo pass)
 ATL – Freeman 7 run (Bryant kick)
 ATL – J. Jones 2 pass from Ryan (Bryant kick)

	Falcons	Cowboys
First Downs.....	26	23
Total Net Yards.....	438	347
Net Yards Rushing.....	158	127
Net Yards Passing.....	280	220
Atts-Comps.....	36-24	26-22
Sacked/Yards.....	1-5	2-12
Had Intercepted.....	0	1
Punts-Average.....	4-51.3	4-39.8
Fumbles-Lost.....	0-0	0-0
Penalties-Yards.....	6-70	5-31
Time of Possession.....	34:13	25:47

Rushing
Falcons – Freeman, 30 for 141, 3 TD; Ryan, 2 for 17.
Cowboys – Randle, 14 for 87, 3 TD; McFadden, 6 for 35, 1 TD; Dunbar, 1 for 5.

Passing
Falcons – Ryan, 24-of-36, 285 yards, 2 TD.
Cowboys – Weeden, 22-of-26, 232 yards, 1 INT.

Receiving
Falcons – J. Jones, 12 for 164, 2 TD; Freeman, 5 for 52; Hankerson, 3 for 45; Tammie, 1 for 8; N. Williams, 1 for 6; Toilolo, 1 for 6; Dimarco, 1 for 4.
Cowboys – Dunbar, 10 for 100; Witten, 6 for 65; Beasley, 4 for 49; Randle, 2 for 18.

Dallas 20, Philadelphia 10
Lincoln Financial Field, September 20, 2015
Attendance: 69,296

	1	2	3	4	Final
Cowboys	3	3	7	7	20
Eagles	0	0	0	10	10

DAL – FG Bailey 20
 DAL – FG Bailey 28
 DAL – Wilber 26 punt-block rtn (Bailey kick)
 PHI – FG Parkey 46
 DAL – T. Williams 42 pass from Weeden (Bailey kick)
 PHI – Matthews 6 pass from Bradford (Parkey kick)

	Cowboys	Eagles
First Downs.....	21	17
Total Net Yards.....	359	226
Net Yards Rushing.....	109	7
Net Yards Passing.....	250	219
Atts-Comps.....	34-25	37-23
Sacked/Yards.....	3-18	1-5
Had Intercepted.....	0	2
Punts-Average.....	6-52.5	7-43.1
Fumbles-Lost.....	2-2	1-1
Penalties-Yards.....	18-142	8-60
Time of Possession.....	40:25	19:35

Rushing
Cowboys – Randle, 18 for 51; McFadden, 10 for 31; Romo, 1 for 12; Dunbar, 1 for 8; Weeden, 3 for 7.
Eagles – Bradford, 2 for 9; Murray, 13 for 22; Matthews, 1 for 0; Sproles, 1 for -4.

Passing
Cowboys – Romo, 18-of-27, 195 yards, 0 TD, 0 INT; Weeden, 7-of-7, 73 yards, 1 TD, 0 INT.
Eagles – Bradford, 23-of-37, 224 yards, 1 TD, 2 INT.

Receiving
Cowboys – Witten, 7 for 56; T. Williams, 4 for 84, 1 TD; Beasley, 4 for 14; Dunbar, 3 for 45; McFadden, 2 for 21; Escobar, 2 for 16; Street, 1 for 18; Randle, 1 for 14; Swaim, 1 for 0.
Eagles – Matthews, 6 for 80, 1 TD; Murray, 5 for 53; Sproles, 4 for 23; Agthalar, 3 for 31; Ertz, 3 for 17; Huff, 2 for 20.

New Orleans 26, Dallas 20 (OT)
Mercedes-Benz Superdome, October 4, 2015
Attendance: 73,009

	1	2	3	4	OT	Final
Cowboys	3	7	3	7	0	20
Saints	7	0	6	7	6	26

DAL – FG Bailey 30
 NO – Hill 3 pass from Brees (Hocker kick)
 DAL – Randle 1 run (Bailey kick)
 NO – FG Hocker 51
 DAL – FG Bailey 38
 NO – FG Hocker 29
 NO – Robinson 1 run (Hocker kick)
 DAL – T. Williams 17 pass from Weeden (Bailey kick)
 NO – Spiller 80 pass from Brees

	Cowboys	Saints
First Downs.....	21	27
Total Net Yards.....	335	438
Net Yards Rushing.....	115	103
Net Yards Passing.....	220	335
Atts-Comps.....	26-16	41-33
Sacked/Yards.....	3-26	3-24
Had Intercepted.....	0	0
Punts-Average.....	5-41.8	4-41.5
Fumbles-Lost.....	0-0	0-0
Penalties-Yards.....	6-30	8-64
Time of Possession.....	29:20	30:53

Rushing
Cowboys – Dunbar, 3 for 54; McFadden, 10 for 31; Randle, 11 for 26, 1 TD; Weeden, 3 for 5; Michael, 1 for -1.
Saints – Ingram, 17 for 77; Robinson, 6 for 16, 1 TD; Spiller, 2 for 10.

Passing
Cowboys – Weeden, 16-of-26, 246 yards, 1 TD.
Saints – Brees, 33-of-41, 359 yards, 2 TD.

Receiving
Cowboys – Beasley, 6 for 62; Witten, 4 for 57; Williams, 3 for 49, 1 TD; Butler, 1 for 67; Hanna, 1 for 7; Clutts, 1 for 4.
Saints – Sneed, 6 for 89; Ingram, 6 for 51; Spiller, 5 for 99, 1 TD; Cooks, 4 for 25; Colston, 4 for 19; Watson, 3 for 30; Hill, 2 for 11, 1 TD; Robinson, 2 for 5; Coleman, 1 for 30.

New England 30, Dallas 6
AT&T Stadium, October 11, 2015
Attendance: 93,054

	1	2	3	4	Final
Patriots	3	10	7	10	30
Cowboys	3	0	3	0	6

NE – FG Gostkowski 49
DAL – FG Bailey 51
NE – Brady 1 run (Gostkowski kick)
NE – FG Gostkowski 57
NE – Lewis 10 pass from Brady (Gostkowski kick)
DAL – FG Bailey 23
NE – Edelman 59 pass from Brady (Gostkowski kick)
NE – FG Gostkowski 34

	Patriots	Cowboys
First Downs.....	20	18
Total Net Yards.....	356	264
Net Yards Rushing.....	109	102
Net Yards Passing.....	247	163
Atts-Comps.....	27-20	39-26
Sacked/Yards.....	5-28	3-24
Had Intercepted.....	0	1
Punts-Average.....	4-43.8	6-49.7
Fumbles-Lost.....	1-0	1-1
Penalties-Yards.....	9-64	7-50
Time of Possession.....	26:48	33:12

Rushing

Patriots – Blount, 13 for 74; Lewis, 6 for 34; Brady, 2 for 3, 1 TD; Garoppolo, 2 for -2.

Cowboys – Randle, 15 for 62; Weeden, 3 for 18; McFadden, 5 for 16; Michael, 1 for 6.

Passing

Patriots – Brady, 20-of-27, 275 yards, 0 TD, 0 INT.

Cowboys – Weeden, 26-of-39, 187 yards, 0 TD, 1 INT.

Receiving

Patriots – Lewis, 8 for 59, 1 TD; Edelman, 4 for 120, 1 TD; Gronkowski, 4 for 67; Martin, 2 for 23; Amendola, 2 for 6.

Cowboys – McFadden, 9 for 62; Witten, 5 for 33; Beasley, 4 for 40; Randle, 4 for 12; T. Williams, 2 for 30; Street, 1 for 13; Whitehead, 1 for -3.

New York Giants 27, Dallas 20
MetLife Stadium, October 25, 2015
Attendance: 80,319

	1	2	3	4	Final
Cowboys	3	10	0	7	20
Giants	0	10	10	7	27

DAL – FG Bailey 30
NYG – Darkwa 15 run (Brown kick)
DAL – FG Bailey 48
DAL – McFadden 1 run (Bailey kick)
NYG – FG Brown 47
NYG – Rodgers-Cromartie 58 int return (Brown kick)
NYG – FG Brown 34
DAL – Street 25 pass from Cassel (Bailey kick)
NYG – Harris 100 kick return (Brown kick)

	Cowboys	Giants
First Downs.....	27	13
Total Net Yards.....	460	289
Net Yards Rushing.....	233	132
Net Yards Passing.....	227	157
Atts-Comps.....	27-17	24-13
Sacked/Yards.....	1-0	2-13
Had Intercepted.....	3	0
Punts-Average.....	2-33.0	5-47.0
Fumbles-Lost.....	1-1	0-0
Penalties-Yards.....	7-46	3-13
Time of Possession.....	38:04	21:56

Rushing

Cowboys – McFadden, 29 for 152, 1 TD; Whitehead, 4 for 35; Randle, 2 for 24; Michael, 5 for 18; Cassel, 1 for 4.

Giants – Vereen, 4 for 56; Darkwa, 8 for 48, 1 TD; Jennings, 5 for 19; A. Williams, 4 for 13; Manning, 4 for -4.

Passing

Cowboys – Cassel, 17-of-27, 227 yards, 1 TD, 3 INT.

Giants – Manning, 13-of-24, 170 yards, 0 TD, 0 INT.

Receiving

Cowboys – Witten, 6 for 73; T. Williams, 4 for 70; Butler, 2 for 41; McFadden, 2 for 10; Street, 1 for 25, 1 TD; Hanna, 1 for 6; Michael, 1 for 2.

Giants – Beckham, 4 for 35; Donnell, 4 for 18; Randle, 2 for 68; Harris, 2 for 43; Vereen, 1 for 6.

Seattle 13, Dallas 12
AT&T Stadium, November 1, 2015
Attendance: 91,486

	1	2	3	4	Final
Seahawks	3	7	0	3	13
Cowboys	3	3	3	3	12

SEA – FG Hauschka 26
DAL – FG Bailey 33
SEA – L. Wilson 22 pass from R. Wilson (Hauschka kick)
DAL – FG Bailey 35
DAL – FG Bailey 52
DAL – FG Bailey 27
SEA – FG Hauschka 24

	Seahawks	Cowboys
First Downs.....	19	14
Total Net Yards.....	323	220
Net Yards Rushing.....	113	129
Net Yards Passing.....	210	91
Atts-Comps.....	30-19	26-13
Sacked/Yards.....	0-0	1-6
Had Intercepted.....	1	0
Punts-Average.....	4-48.3	4-47.0
Fumbles-Lost.....	0-0	1-0
Penalties-Yards.....	5-40	5-40
Time of Possession.....	29:38	30:22

Rushing

Seahawks – Lynch, 21 for 71; R. Wilson, 6 for 32; Rawls, 4 for 10.

Cowboys – McFadden, 20 for 64; Cassel, 4 for 43; Michael, 5 for 20; Whitehead, 1 for 2.

Passing

Seahawks – R. Wilson, 19-of-30, 210 yards, 1 TD, 1 INT.

Cowboys – Cassel, 13-of-25, 97 yards, 0 TD, 0 INT; McFadden, 0-of-1, 0 yards.

Receiving

Seahawks – Graham, 7 for 75; Lockett, 3 for 36; Baldwin, 3 for 35; L. Wilson, 2 for 41, 1 TD; Lynch, 2 for 11; Jackson, 1 for 9; Lockette, 1 for 3.
Cowboys – McFadden, 6 for 49; T. Williams, 2 for 20; Witten, 2 for 16; Bryant, 2 for 12; Hanna, 1 for 0.

Philadelphia 33, Dallas 27 (OT)
AT&T Stadium, November 8, 2015
Attendance: 91,827

	1	2	3	4	OT	Final
Eagles	0	7	7	13	6	33
Cowboys	7	0	7	13	0	27

DAL – Beasley 5 pass from Cassel (Bailey kick)
PHI – Murray 1 run (Sturgis kick)
PHI – R. Matthews 6 run (Sturgis kick)
DAL – Beasley 17 pass from Cassel (Bailey kick)
PHI – Hicks 67 int return (Sturgis kick)
DAL – Bryant 18 pass from Cassel (Bailey kick)
PHI – FG Sturgis 31
DAL – FG Bailey 41
PHI – FG Sturgis 53
DAL – FG Bailey 44
PHI – J. Matthews 41 pass from Bradford

	Eagles	Cowboys
First Downs.....	25	25
Total Net Yards.....	459	411
Net Yards Rushing.....	172	134
Net Yards Passing.....	287	277
Atts-Comps.....	36-25	38-25
Sacked/Yards.....	1-8	4-22
Had Intercepted.....	0	1
Punts-Average.....	5-48.2	4-43.8
Fumbles-Lost.....	0-0	2-0
Penalties-Yards.....	10-70	8-58
Time of Possession.....	25:42	38:19

Rushing

Eagles – Murray, 18 for 83, 1 TD; Matthews, 11 for 67, 1 TD; Sproules, 5 for 23; Bradford, 1 for -1.

Cowboys – McFadden, 27 for 117; Cassel, 2 for 17.

Passing

Eagles – S. Bradford, 25-of-36, 295 yards, 1 TD, 0 INT.

Cowboys – Cassel, 25-of-38, 299 yards, 3 TD, 1 INT.

Receiving

Eagles – J. Matthews, 9 for 133, 1 TD; Murray, 6 for 78; Ertz, 5 for 44; Huff, 2 for 10; Sproules, 2 for 3; Austin, 1 for 27.

Cowboys – Beasley, 9 for 112, 2 TD; Witten, 6 for 43; Bryant, 5 for 104, 1 TD; T. Williams, 3 for 27; Whitehead, 1 for 8; McFadden, 1 for 5.

Tampa Bay 10, Dallas 6
Raymond James Stadium, November 15, 2015
Attendance: 64,133

	1	2	3	4	Final
Cowboys	3	3	0	0	6
Buccaneers	0	3	0	7	10

DAL – FG Bailey 42
 TB – FG Barth 52
 DAL – FG Bailey 53
 TB – Winston 1 run (Barth kick)

	Cowboys	Buccaneers
First Downs.....	12	23
Total Net Yards.....	216	327
Net Yards Rushing.....	42	81
Net Yards Passing.....	174	246
Atts-Comps.....	29-19	39-22
Sacked/Yards.....	3-12	2-18
Had Intercepted.....	1	2
Punts-Average.....	6-42.5	4-41.8
Fumbles-Lost.....	1-0	1-0
Penalties-Yards.....	6-65	7-62
Time of Possession.....	30:04	29:56

Rushing

Cowboys – McFadden, 17 for 32; Michael, 3 for 8; Cassel, 1 for 2.
Buccaneers – Martin, 18 for 63; Simms, 5 for 18; Winston, 3 for 3, 1 TD.

Passing

Cowboys – Cassel, 19-of-29, 186 yards, 0 TD, 1 INT.
Buccaneers – Winston, 22-of-39, 264 yards, 0 TD, 2 INT.

Receiving

Cowboys – Bryant, 5 for 45; Witten, 5 for 42; McFadden, 3 for 26; T. Williams, 2 for 33; Escobar, 1 for 22; Street, 1 for 10; Beasley, 1 for 8; Whitehead, 1 for 0.
Buccaneers – Evans, 8 for 126; Martin, 4 for 40; Myers, 3 for 35; Humphries, 2 for 25; Sims, 2 for 13; Dye, 1 for 11; Lane, 1 for 8; Brate, 1 for 6.

Dallas 24, Miami 14
SunLife Stadium, November 22, 2015
Attendance: 65,115

	1	2	3	4	Final
Cowboys	0	14	0	10	24
Dolphins	0	7	7	0	14

DAL – R. McClain 12 int return (Bailey kick)
 DAL – T. Williams 31 pass from Romo (Bailey kick)
 MIA – Cameron 12 pass from Tannehill (Franks kick)
 MIA – Stills 29 pass from Tannehill (Franks kick)
 DAL – Bryant 16 pass from Romo (Bailey kick)
 DAL – FG 30 Bailey

	Cowboys	Dolphins
First Downs.....	22	9
Total Net Yards.....	386	210
Net Yards Rushing.....	166	70
Net Yards Passing.....	220	140
Atts-Comps.....	28-18	24-13
Sacked/Yards.....	2-7	3-48
Had Intercepted.....	2	1
Punts-Average.....	3-48.7	7-43.6
Fumbles-Lost.....	0-0	1-0
Penalties-Yards.....	10-79	9-74
Time of Possession.....	38:50	21:10

Rushing

Cowboys – McFadden, 29 for 129; Turbin, 7 for 35; Romo, 2 for 2.
Dolphins – Miller, 7 for 44; Ajayi, 4 for 13; Tannehill, 3 for 13.

Passing

Cowboys – Romo, 18-of-28, 227 yards, 2 TD, 1 INT.
Dolphins – Tannehill, 13-of-24, 188 yards, 2 TD, 1 INT.

Receiving

Cowboys – T. Williams, 4 for 79, 1 TD; Bryant, 4 for 45, 1 TD; McFadden, 3 for 20; Witten, 2 for 27; Escobar, 2 for 20; Street, 1 for 19; Beasley, 1 for 14; Turbin, 1 for 3.
Dolphins – Landry, 4 for 66; Stills, 2 for 52, 1 TD; Ajayi, 2 for 23; Cameron, 2 for 21, 1 TD; Miller, 2 for 11; Matthews, 1 for 15.

Carolina 33, Dallas 14
AT&T Stadium, November 26, 2015
Attendance: 90,909

	1	2	3	4	Final
Panthers	10	13	7	3	33
Cowboys	3	0	3	8	14

CAR – K. Coleman 36 int return (Gano kick)
 CAR – FG Gano 49
 DAL – FG Bailey 21
 CAR – FG Gano 43
 CAR – L. Keuchly 32 int return (Gano kick)
 CAR – FG Gano 25
 DAL – FG Bailey 48
 CAR – Newton 4 run (Gano kick)
 CAR – FG Gano 50
 DAL – Beasley 2 pass from Cassel (Cassel-McFadden pass)

	Panthers	Cowboys
First Downs.....	18	14
Total Net Yards.....	294	210
Net Yards Rushing.....	129	31
Net Yards Passing.....	165	179
Atts-Comps.....	27-16	40-24
Sacked/Yards.....	1-18	2-20
Had Intercepted.....	0	3
Punts-Average.....	2-40.0	3-47.0
Fumbles-Lost.....	1-0	0-0
Penalties-Yards.....	8-53	5-40
Time of Possession.....	35:14	24:46

Rushing

Panthers – Stewart, 21 for 68; Newton, 12 for 45, 1 TD; Tolbert, 4 for 16.
Cowboys – McFadden, 10 for 11; Turbin, 2 for 11; Cassel, 2 for 9.

Passing

Panthers – C. Newton, 16-of-27, 183 yards, 0 TD, 0 INT.
Cowboys – Romo, 11-of-21, 106 yards, 0 TD, 3 INT; Cassel, 13-of-19, 93 yards, 1 TD, 0 INT.

Receiving

Panthers – Cotchery, 5 for 73; Olsen, 5 for 70; Stewart, 3 for 9; Funchess, 2 for 19; Bersin, 1 for 12.
Cowboys – Beasley, 6 for 44, 1 TD; McFadden, 4 for 45; Williams, 4 for 39; Witten, 4 for 36; Bryant, 2 for 26; R. Smith, 1 for 6; Whitehead, 1 for 4; Turbin, 1 for 1; Escobar, 1 for -2.

Dallas 19, Washington 16
FedEx Field, December 7, 2015
Attendance: 80,444

	1	2	3	4	Final
Cowboys	0	3	3	13	19
Redskins	0	3	3	10	16

DAL – FG Bailey 38
 WAS – FG Hopkins 45
 WAS – FG Hopkins 36
 DAL – FG Bailey 34
 WAS – FG Hopkins 46
 DAL – FG Bailey 20
 DAL – McFadden 6 run (Bailey kick)
 WAS – D. Jackson 28 pass from Cousins (Hopkins kick)
 DAL – FG Bailey 54

	Cowboys	Redskins
First Downs.....	16	15
Total Net Yards.....	318	266
Net Yards Rushing.....	97	73
Net Yards Passing.....	221	193
Atts-Comps.....	29-16	31-22
Sacked/Yards.....	1-2	3-26
Had Intercepted.....	0	0
Punts-Average.....	4-41.5	6-42.2
Fumbles-Lost.....	4-3	2-1
Penalties-Yards.....	8-70	9-72
Time of Possession.....	27:13	32:47

Rushing

Cowboys – McFadden, 14 for 53, 1 TD; Whitehead, 2 for 35; Turbin, 6 for 12; Cassel, 2 for -3.
Redskins – Jones, 18 for 49; Morris, 6 for 12; Cousins, 1 for 6; Thompson, 1 for 6.

Passing

Cowboys – Cassel, 16-of-29, 222 yards, 0 TD, 0 INT.
Redskins – Cousins, 22-of-31, 219 yards, 1 TD, 0 INT.

Receiving

Cowboys – Witten, 5 for 45; Bryant, 3 for 62; Williams, 2 for 63; Turbin, 2 for 12; Street, 1 for 18; Hanna, 1 for 11; McFadden, 1 for 6; Whitehead, 1 for 5.
Redskins – Jackson, 6 for 80, 1 TD; Garcon, 5 for 54; Thompson, 4 for 18; Reed, 3 for 33; Crowder, 3 for 29; Jones, 1 for 5.

Green Bay 28, Dallas 7
Lambeau Field, December 13, 2015
Attendance: 78,369

	1	2	3	4	Final
Cowboys	0	0	7	0	7
Packers	0	14	0	14	28

GB – Starks 13 pass from A. Rodgers (Crosby kick)
GB – R. Rodgers 3 pass from A. Rodgers (Crosby kick)
DAL – Turbin 7 run (Bailey kick)
GB – Starks 30 run (Crosby kick)
GB – Lacy 1 run (Crosby kick)

	Cowboys	Packers
First Downs.....	11	29
Total Net Yards.....	270	435
Net Yards Rushing.....	171	230
Net Yards Passing.....	99	205
Atts-Comps.....	29-13	35-22
Sacked/Yards.....	2-15	2-13
Had Intercepted.....	1	0
Punts-Average.....	7-46.4	6-47.0
Fumbles-Lost.....	0-0	1-0
Penalties-Yards.....	6-30	8-69
Time of Possession.....	22:12	37:48

Rushing
Cowboys – McFadden, 9 for 111; Turbin, 7 for 51, 1 TD; Cassel, 3 for 6; Whitehead, 1 for 3.
Packers – Lacy, 24 for 124, 1 TD; Starks, 11 for 71, 1 TD; A. Rodgers, 3 for 27; Cobb, 3 for 9; Kuhn, 1 for 2; Tolzien, 2 for -3.

Passing
Cowboys – Cassel, 13-of-29, 114 yards, 0 TD, 1 INT.
Packers – A. Rodgers, 22-of-35, 218 yards, 2 TD, 0 INT.

Receiving
Cowboys – Witten, 5 for 40; T. Williams, 3 for 38; Beasley, 3 for 25; Bryant, 1 for 9; Whitehead, 1 for 2.
Packers – Cobb, 8 for 81; Jones, 4 for 49; Starks, 4 for 32, 1 TD; Adams, 2 for 12; Lacy, 1 for 24; Kuhn, 1 for 14; R. Rodgers, 1 for 3, 1 TD; Perillo, 1 for 3.

Buffalo 16, Dallas 6
Ralph Wilson Stadium, December 27, 2015
Attendance: 70,172

	1	2	3	4	Final
Cowboys	3	3	0	0	6
Bills	6	0	3	7	16

DAL – FG Bailey 46
BUF – K. Williams 1 run (missed PAT)
DAL – FG Bailey 22
BUF – FG Carpenter 32
BUF – M. Gillislee 50 run (Carpenter kick)

	Cowboys	Bills
First Downs.....	14	19
Total Net Yards.....	307	408
Net Yards Rushing.....	121	236
Net Yards Passing.....	186	172
Atts-Comps.....	31-13	18-13
Sacked/Yards.....	0-0	3-7
Had Intercepted.....	1	1
Punts-Average.....	4-34.5	3-47.7
Fumbles-Lost.....	1-1	1-1
Penalties-Yards.....	8-65	7-62
Time of Possession.....	28:30	31:30

Rushing
Cowboys – McFadden, 19 for 99; Turbin, 5 for 23; Moore, 1 for -1.
Bills – Gillislee, 9 for 93, 1 TD; K. Williams, 17 for 76, 1 TD; Taylor, 14 for 67.

Passing
Cowboys – K. Moore, 13-of-31, 186 yards, 0 TD, 1 INT.
Bills – T. Taylor, 13-of-18, 179 yards, 0 TD, 1 INT.

Receiving
Cowboys – Butler, 4 for 74; T. Williams, 4 for 62; Beasley, 2 for 29; Witten, 1 for 12; Hanna, 1 for 10; McFadden, 1 for -1.
Bills – Watkins, 5 for 84; Hogan, 2 for 39; K. Williams, 2 for 21; Gragg, 2 for 19; Gillislee, 2 for 16.

New York Jets 19, Dallas 16
AT&T Stadium, December 19, 2015
Attendance: 90,345

	1	2	3	4	Final
Jets	6	3	0	10	19
Cowboys	3	7	3	3	16

DAL – FG Bailey 27
NYJ – Powell 12 run
NYJ – FG Bullock 36
DAL – Bryant 10 pass from Moore (Bailey kick)
DAL – FG Bailey 38
NYJ – Decker 3 pass from Fitzpatrick (Bullock kick)
DAL – FG Bailey 50
NYJ – FG Bullock 40

	Jets	Cowboys
First Downs.....	20	15
Total Net Yards.....	372	309
Net Yards Rushing.....	73	133
Net Yards Passing.....	299	176
Atts-Comps.....	39-26	33-18
Sacked/Yards.....	2/0	2-19
Had Intercepted.....	1	4
Punts-Average.....	5-40.6	4-49.5
Fumbles-Lost.....	0-0	0-0
Penalties-Yards.....	8-61	6-54
Time of Possession.....	32:17	27:43

Rushing
Jets – Ivory, 13 for 37; Powell, 6 for 25, 1 TD; Fitzpatrick, 5 for 13; Ridley, 2 for -2.
Cowboys – McFadden, 16 for 100; Whitehead, 2 for 32; Turbin, 3 for 1.

Passing
Jets – Fitzpatrick, 26-of-39, 299 yards, 1 TD, 1 INT.
Cowboys – Moore, 15-of-25, 158 yards, 1 TD, 3 INT; Cassel, 3-of-8, 37 yards, 0 TD, 1 INT.

Receiving
Jets – Powell, 7 for 54; Decker, 6 for 55, 1 TD; Marshall, 4 for 74; Enunwa, 4 for 49; Thompkins, 2 for 50; Davis, 1 for 9; Ivory, 1 for 5; Ridley, 1 for 3.
Cowboys – Witten, 5 for 49; Bryant, 4 for 50, 1 TD; Beasley, 3 for 37; T. Williams, 2 for 13; McFadden, 2 for 13; Hanna, 1 for 17; Butler, 1 for 16.

Washington 34, Dallas 23
AT&T Stadium, January 3, 2016
Attendance: 90,127

	1	2	3	4	Final
Redskins	21	3	3	7	34
Cowboys	0	14	0	9	23

WAS – Grant 5 pass from Cousins (Hopkins kick)
WAS – Garcon 39 pass from Cousins (Hopkins kick)
WAS – Crowder 3 pass from Cousins (Hopkins kick)
WAS – FG Hopkins 27
DAL – Witten 4 pass from Moore (Bailey kick)
DAL – Beasley 5 pass from Moore (Bailey kick)
WAS – FG Hopkins 33
WAS – Ross 71 pass from McCoy (Hopkins kick)
DAL – Morris tackled in end zone by Wilcox
DAL – Beasley 7 pass from Moore (Bailey kick)

	Redskins	Cowboys
First Downs.....	19	27
Total Net Yards.....	437	512
Net Yards Rushing.....	146	100
Net Yards Passing.....	291	412
Atts-Comps.....	26-19	48-33
Sacked/Yards.....	1/13	4/23
Had Intercepted.....	0	2
Punts-Average.....	4-50.0	5-46.2
Fumbles-Lost.....	2-0	2-2
Penalties-Yards.....	3-20	4-44
Time of Possession.....	33:58	26:02

Rushing
Redskins – Morris, 19 for 100; Thomas, 7 for 30; Thompson, 7 for 19; McCoy, 3 for -3.
Cowboys – McFadden, 12 for 92; Turbin, 2 for 6; Heath, 1 for 2; Moore, 1 for 0.

Passing
Redskins – Cousins, 12-of-15, 176 yards, 3 TD, 0 INT; McCoy, 7-of-11, 128 yards, 1 TD, 0 INT.
Cowboys – Moore, 33-of-48, 435 yards, 3 TD, 2 INT.

Receiving
Redskins – Crowder, 5 for 109, 1 TD; Reed, 4 for 45; Garcon, 3 for 49, 1 TD; Grant, 3 for 18, 1 TD; Ross, 2 for 71, 1 TD; Young, 1 for 7; Thomas, 1 for 5.
Cowboys – T. Williams, 8 for 173; Witten, 6 for 58, 1 TD; McFadden, 5 for 53; Beasley, 5 for 53, 2 TD; Butler, 4 for 60; Hanna, 3 for 28; Street, 1 for 11; Turbin, 1 for -1.

STAFF

PLAYERS



2015 SEASON

RECORDS

PLAYOFF
RECORDS

HISTORY

SIDELINES





RECORDS

Cowboys All-Time Leaders

RUSHING (yards)

PLAYER	ATT.	YARDS	AVG.	LONG	TD
1. Smith, Emmitt (1990-2002).....	4,052	17,162	4.2	75t	153
2. Dorsett, Tony (1977-87).....	2,755	12,036	4.4	99t	72
3. Perkins, Don (1961-68).....	1,500	6,217	4.2	59	42
4. Hill, Calvin (1969-74).....	1,166	5,009	4.3	55	39
5. Newhouse, Robert (1972-83).....	1,160	4,784	4.1	54	31
6. Murray, DeMarco (2011-14).....	934	4,526	4.9	91t	28
7. Barber, Marion (2005-10).....	1,042	4,358	4.2	54	47
8. Garrison, Walt (1966-74).....	899	3,886	4.3	41	30
9. Walker, Herschel (1986-89, 1996-97).....	818	3,491	4.3	84t	27
10. Jones, Julius (2004-07).....	885	3,484	3.9	77t	18
11. Jones, Felix (2008-12).....	569	2,728	4.8	60t	11
12. Staubach, Roger (1969-79).....	410	2,264	5.5	33t	20
13. Springs, Ron (1979-84).....	604	2,180	3.6	46t	28
14. Marsh, Amos (1961-64).....	427	2,065	4.8	71	14
15. Reeves, Dan (1965-72).....	535	1,990	3.7	67t	25

RECEIVING (yards)

PLAYER	REC.	YARDS	AVG.	LONG	TD
1. Irvin, Michael (1988-99).....	750	11,904	15.9	87t	65
2. Witten, Jason (2003-15).....	1,020	11,215	11.0	69	60
3. Hill, Tony (1977-86).....	479	7,988	16.7	75t	51
4. Pearson, Drew (1973-83).....	489	7,822	16.0	67	48
5. Hayes, Bob (1965-74).....	365	7,295	20.0	95t	71
6. Bryant, Dez (2010-15).....	412	5,825	14.1	85t	59
7. Clarke, Frank (1960-67).....	281	5,214	18.6	80t	50
8. Austin, Miles (2006-13).....	301	4,481	14.9	69t	34
9. Cosbie, Doug (1979-88).....	300	3,728	12.4	61t	30
10. Owens, Terrell (2006-08).....	235	3,587	15.3	75t	38
11. Novacek, Jay (1990-96).....	339	3,576	10.5	49	22
12. DuPree, Billy Joe (1973-83).....	267	3,565	13.4	42t	41
13. Rentzel, Lance (1967-70).....	183	3,521	19.2	86t	31
14. Dorsett, Tony (1977-87).....	382	3,432	9.0	91t	13
15. Glenn, Terry (2003-07).....	208	3,337	16.0	71t	20

PASSING (rating - min. 1500 att.)

PLAYER	ATT.	COMP.	PCT.	YARDS	TD	INT.	LONG	RATING
1. Romo, Tony (2003-15).....	4,331	2,826	65.3	34,154	247	117	85t	97.1
2. Staubach, Roger (1969-79) ...	2,958	1,685	57.0	22,700	153	109	91t	83.4
3. White, Danny (1976-88).....	2,950	1,761	59.7	21,959	155	132	80t	81.7
4. Aikman, Troy (1989-2000).....	4,715	2,898	61.5	32,942	165	141	90t	81.6
5. Meredith, Don (1960-68).....	2,308	1,170	50.7	17,199	135	111	95t	74.8

SCORING

PLAYER	TD	2PT	PAT	FG	TP
1. Smith, Emmitt (1990-2002).....	164	1	-	-	986
2. Septien, Rafael (1978-86).....	-	-	388	162	874
3. Bailey, Dan (2011-15).....	-	-	204	144	636
4. Dorsett, Tony (1977-87).....	86	-	-	-	516
5. Hayes, Bob (1965-74).....	76	-	-	-	456
6. Irvin, Michael (1988-99).....	65	1	-	-	392
7. Clark, Mike (1968-71, 73).....	-	-	180	69	387
8. Bryant, Dez (2010-15).....	61	1	-	-	368
9. Witten, Jason (2003-15).....	60	2	-	-	364
10. Boniol, Chris (1994-96).....	-	-	118	81	361

FIELD GOAL PCT. (min. 75 made)

PLAYER	ATT.	MADE	PCT.	LONG
1. Bailey, Dan (2011-15).....	159	144	.906	56
2. Boniol, Chris (1994-96).....	93	81	.871	52
3. Cunningham, Richie (1997-99).....	94	75	.798	54
4. Septien, Rafael (1978-86).....	226	162	.717	53

PUNTING (min. 300)

PLAYER	NO.	YDS.	AVG.	TB	IN20	LONG	BLK.	NET
1. McBriar, Mat (2004-11)	494	22,369	45.3	54	175	75	3	38.1
2. Gowin, Toby (1997-99, 2003)	338	14,099	41.7	41	106	72	1	35.5
3. Saxon, Mike (1985-92)	591	24,542	41.5	68	166	64	4	34.8
4. White, Danny (1976-88)	612	24,571	40.1	74	144	73	5	34.1

INTERCEPTIONS

PLAYER	NO.	YARDS	AVG.	LONG	TD
1. Renfro, Mel (1964-77)	52	626	12.0	90t	3
2. Walls, Everson (1981-89)	44	391	8.9	37	0
3. Waters, Charlie (1970-78, 80-81)	41	584	14.2	56t	2
4. Thurman, Dennis (1978-85)	36	562	15.6	96t	4
5. Downs, Michael (1981-88)	34	433	12.7	31t	1
Green, Cornell (1962-74)	34	552	16.2	59t	2
7. Jordan, Lee Roy (1963-76)	32	472	14.8	49t	3
Newman, Terence (2003-11)	32	345	10.8	70t	3
9. Harris, Cliff (1970-79)	29	281	9.7	60t	1
10. Howley, Chuck (1961-73)	24	395	16.5	58t	2
11. Woodson, Darren (1992-2003)	23	271	11.8	94t	2
12. Bishop, Don (1960-65)	22	364	16.5	57	0
13. Gaechter, Mike (1962-69)	21	420	20.0	100t	1
14. Williams, Roy (2002-08)	19	307	16.2	86t	3
Smith, Kevin (1992-99)	19	190	10.0	32t	1

TACKLES

PLAYER	NO.	PLAYER	NO.
1. Woodson, Darren (1992-03)	1,350	10. Ware, DeMarcus (2005-13)	710
2. Jordan, Lee Roy (1963-76)	1,236	11. Bates, Bill (1983-97)	701
3. White, Randy (1975-88)	1,104	12. Jeffcoat, Jim (1983-94)	698
4. Coakley, Dexter (1997-04)	1,046	13. Tolbert, Tony (1989-97)	684
5. Jones, Ed (1974-78, 1980-89)	1,032	14. Nguyen, Dat (1999-05)	665
6. Breunig, Bob (1975-84)	1,016	15. Hegman, Mike (1976-88)	649
7. James, Bradie (2003-11)	1,009	Walls, Everson (1981-89)	649
8. Lockhart, Eugene (1984-90)	897	* <i>Tackles are based off of coaching film</i>	
9. Downs, Michael (1981-88)	820		

SACK LEADERS

PLAYER	NO.	PLAYER	NO.
1. Ware, DeMarcus (2005-13)	117.0	9. Ellis, Greg (1998-08)	77.0
2. Martin, Harvey (1973-83)	114.0	10. Cole, Larry (1968-80)	60.0
3. White, Randy (1975-88)	111.0	11. Tolbert, Tony (1989-97)	59.0
4. Jones, Ed (1974-78, 1980-89)	106.0	12. Haley, Charles (1992-96)	34.0
5. Andrie, George (1962-72)	97.0	13. Spencer, Anthony (2007-14)	33.0
6. Pugh, Jethro (1965-78)	95.5	14. Toomay, Pat (1970-74)	31.5
7. Jeffcoat, Jim (1983-94)	94.5	15. Ratliff, Jay (2005-13)	27.0
8. Lilly, Bob (1961-74)	94.0	* <i>Sacks did not become an official stat until 1982.</i>	

SPECIAL TEAMS TACKLE LEADERS

PLAYER	NO.	PLAYER	NO.
1. Bates, Bill (1983-97)	216	9. Burnett, Kevin (2005-08)	64
2. Woodson, Darren (1992-2003)	134	Davis, Billy (1995-98)	64
3. Davis, Keith (2002, 2004-08)	97	11. Coakley, Dexter (1997-2004)	62
4. Williams, Charlie (1995-2000)	81	12. Hellestrae, Dale (1990-2000)	61
5. Gant, Kenneth (1990-94)	77	13. Schwantz, Jim (1994-96)	60
6. McCray, Danny (2010-13, 15)	78	14. Reese, Izell (1998-2001)	57
7. Hurd, Sam (2006-10)	72	15. Watkins, Patrick (2006-09)	56
8. Marion, Brock (1993-97)	70	* <i>Special teams tackles since 1988</i>	

*Current Players in **Bold**

PUNT RETURNS (avg. - min. 75 returns)

	PLAYER	NO.	YARDS	AVG.	LONG	TD
1.	Sanders, Deion (1995-99).....	89	1,184	13.3	83t	4
2.	Hayes, Bob (1965-74).....	104	1,158	11.1	90	3
3.	Harris, Dwayne (2011-14).....	87	965	11.1	86t	2
4.	Martin, Kelvin (1987-92, 1996).....	179	1,803	10.1	85t	3
5.	Williams, Kevin (1993-96).....	95	913	9.6	83t	3
6.	Crayton, Patrick (2004-09).....	111	1,066	9.6	82tt	2
7.	Johnson, Butch (1976-83).....	146	1,313	9.0	55	0
8.	Jones, James (1980-82, 1984-85).....	87	736	8.5	52	0
9.	Renfro, Mel (1964-77).....	109	842	7.7	69t	1

KICKOFF RETURNS (avg. - min. 75 returns)

	PLAYER	NO.	YARDS	AVG.	LONG	TD
1.	Harris, Dwayne (2011-14).....	77	2,040	26.5	90	0
2.	Renfro, Mel (1964-77).....	85	2,246	26.4	100t	2
3.	Walker, Herschel (1986-89, 1996-97)....	77	1,946	25.3	89t	0
4.	Thompson, Tyson (2005-07).....	98	2,416	24.7	72	0
5.	Austin, Miles (2006-13).....	89	2,146	24.1	60	0
6.	Swinton, Reggie (2001-03).....	87	2,089	24.0	100t	1
7.	Williams, Kevin (1993-96).....	144	3,416	23.7	87t	1
8.	Johnson, Butch (1976-83).....	79	1,832	23.2	74	0
9.	Dixon, James (1989-91).....	101	2,315	22.9	97t	1
10.	Clack, Darryl (1986-89).....	83	1,802	21.7	51	0

COMBINED YARDAGE

	PLAYER	TOTAL	RUSH	REC.	INT. RET.	PUNT RET.	KICK RET.	FUM. RET.
1.	Smith, Emmitt (1990-2002).....	20,174	17,162	3,012	0	0	0	0
2.	Dorsett, Tony (1977-87).....	15,501	12,036	3,432	0	0	0	33
3.	Irvin, Michael (1988-99).....	11,910	6	11,904	0	0	0	0
4.	Witten Jason (2003-15).....	11,215	0	11,215	0	0	0	0
5.	Hayes, Bob (1965-74).....	9,104	70	7,295	0	1,158	581	0
6.	Hill, Tony (1977-86).....	8,436	84	7,988	0	268	96	0
7.	Pearson, Drew (1973-83).....	8,180	190	7,822	0	13	155	0
8.	Perkins, Don (1961-68).....	8,005	6,217	1,310	0	8	443	0



Emmitt Smith, the NFL's all-time leading rusher (18,355 yards), also holds the Dallas Cowboys all-time combined yardage record (20,174).

COWBOYS OFFENSE YEAR-BY-YEAR

YEAR	1ST DOWNS			NET OFFENSE			RUSHING			PASSING			PENALTIES			FUMBLES			POINTS			NFC RANK TOT-RU-PA	NFL RANK TOT-RU-PA
	TOTAL	RUSH	PASS	PEN	YDS-PLYS	YDS-ATT	NET	SACKS	GROSS	ATT	COMP	INT	NO-YDS	NO-LOST	TDs								
1960	180	57	105	18	3,153-698	1,049-311	2,104	33/284	2,388	354	163	33	62-600	21-17	23	177						12-13-5	
1961	239	100	130	9	4,480-863	1,819-414	2,661	27/257	1,819	422	215	27	47-427	46-21	29	236						8-10-6	
1962	246	101	136	9	4,912-843	2,040-434	2,872	29/243	3,115	380	200	17	62-639	32-19	51	398						2-3-7	
1963	248	105	132	11	4,263-839	1,795-420	2,468	44/331	2,799	375	200	21	67-627	29-15	40	305						9-6-9	
1964	230	89	119	22	3,704-893	1,691-421	2,031	68/503	2,516	404	192	24	97-952	39-19	30	250						14-8-13	
1965	211	87	108	16	3,995-833	1,608-416	2,387	55/369	2,756	362	168	18	78-710	31-17	40	325						10-8-9	
1966	287	124	139	24	5,145-926	2,122-471	3,023	42/308	3,331	413	214	14	83-824	23-10	56	445						1-2-1	
1967	261	109	141	11	4,699-936	1,900-477	2,799	42/294	3,093	417	210	28	81-785	25-13	45	342						5-5-6	
1968	297	135	143	19	5,117-913	2,071-480	3,026	34/269	3,295	399	217	18	77-751	21-15	54	431						1-2-1	
1969	275	133	125	17	5,122-931	2,276-532	2,846	44/366	3,212	355	189	18	81-840	28-12	44	369						1-1-4	
1970	229	119	95	15	4,449-858	2,300-522	2,149	39/296	2,445	297	149	16	87-934	29-12	35	299						3-1-16	
1971	288	135	144	9	5,035-905	2,249-512	2,786	32/251	3,037	361	206	14	94-952	30-21	50	406						1-3-1	
1972	256	118	126	12	4,466-897	2,124-499	2,342	31/238	2,580	367	196	23	90-841	27-15	36	319						6-9-8	
1973	281	139	127	15	4,751-906	2,418-542	2,333	43/269	2,602	321	192	16	83-762	25-12	46	382						4-5-7	
1974	295	147	129	19	4,983-974	2,454-542	2,529	47/327	2,856	385	206	15	86-703	31-16	38	297						1-1-3	
1975	288	132	142	14	5,025-986	2,432-571	2,593	39/242	2,835	376	207	17	94-715	25-18	41	350						3-5-4	
1976	269	111	140	18	4,884-958	2,147-538	2,737	30/230	2,967	390	222	13	94-761	26-16	34	296						4-12-5	
1977	272	118	136	18	4,812-969	2,369-564	2,443	33/246	2,689	372	215	10	106-865	26-14	42	345						1-4-4	
1978	342	146	167	29	5,959-1,107	2,783-625	3,176	33/229	3,405	449	251	17	96-816	36-18	48	384						2-3-3	
1979	339	122	195	22	5,968-1,122	2,375-578	3,593	41/290	3,883	503	287	13	100-845	33-21	45	371						2-10-4	
1980	337	143	171	23	5,468-1,075	2,346-594	3,104	31/252	3,356	449	265	25	107-908	27-14	60	454						9-6-14	
1981	321	137	158	26	5,880-1,100	2,711-630	3,169	31/245	3,414	439	241	15	103-839	45-20	40	367						5-2-15	
1982	180	70	99	11	3,199-579	1,313-296	1,886	25/264	2,150	258	160	14	42-304	29-12	28	226						2-1-6	
1983	342	109	205	28	5,959-1,110	2,117-519	3,842	37/314	4,156	554	346	25	99-847	30-14	59	479						5-15-4	
1984	323	93	202	28	5,320-1,121	1,714-469	3,606	48/389	3,995	604	322	26	100-947	35-17	34	308						7-12-4	

SIDELINES				HISTORY				PLAYOFF RECORDS				OFFENSE YEAR-BY-YEAR				2015 SEASON				PLAYERS				STAFF			
YEAR	1ST DOWNS		TOTAL	NET OFFENSE		RUSHING YDS-ATT	NET	PASSING		COMP	INT	PENALTIES NO-YDS	FUMBLES NO-LOST	TDs	POINTS	NFC RANK TOT-RU-PA	AFC RANK TOT-RU-PA	NFL RANK TOT-RU-PA									
	RUSH	PASS		YDS-PLYS	PEN			SACKS	GROSS																		
1985	336	95	208	33	5,602-1,093	1,741-462	3,861	44/375	4,236	587	344	25	100-759	29-16	43	357	4-9-1	8-17-3									
1986	325	98	199	28	5,474-1,054	1,969-447	3,505	60/498	4,003	547	319	24	111-931	44-17	43	346	4-8-4	6-11-12									
1987	293	93	176	24	5,056-1,017	1,865-465	3,191	52/403	3,594	500	288	20	131-1,091	30-20	38	340	5-9-5	11-16-11									
1988	311	112	175	24	5,483-1,059	1,995-469	3,488	35/239	3,727	555	307	27	141-1,148	22-13	32	265	6-7-5	9-16-7									
1989	246	78	145	23	4,294-986	1,409-355	2,885	30/239	3,124	513	266	27	100-771	29-15	25	204	14-12-13	27-24-27									
1990	250	88	135	27	4,081-991	1,500-393	2,581	43/317	2,898	475	254	24	98-729	27-9	27	244	14-13-13	28-23-27									
1991	304	89	191	24	5,101-971	1,711-433	3,390	38/273	3,663	500	305	12	74-610	23-12	37	342	4-7-5	9-13-8									
1992	324	119	183	22	5,606-1,014	2,121-500	3,485	23/112	3,597	491	314	15	91-650	16-9	48	409	2-3-3	4-5-5									
1993	322	120	172	30	5,615-994	2,161-490	3,454	29/163	3,617	475	317	6	94-744	33-16	41	376	2-2-3	4-2-7									
1994	322	136	160	26	5,321-1,018	1,953-550	3,368	20/93	3,461	448	282	14	100-895	22-10	50	414	4-2-7	8-5-12T									
1995	364	141	195	28	5,824-1,007	2,201-495	3,623	18/118	3,741	494	322	10	90-695	24-13	51	435	4-1-9	5-2-13									
1996	286	105	163	18	4,763-981	1,641-475	3,122	19/127	3,249	487	307	14	103-832	24-15	27	286	11-8-10	24-18-20									
1997	279	82	170	27	4,778-1,015	1,637-423	3,141	39/313	3,454	553	314	12	116-1,058	23-11	29	304	8-11-10	20-20-20									
1998	308	125	154	29	5,450-992	2,014-499	3,436	19/110	3,546	474	279	8	128-1,108	18-7	42	381	5-4-5	8-8-9									
1999	295	129	139	27	5,178-1,024	2,051-493	3,127	24/151	3,278	507	295	13	136-1,196	22-10	42	352	8-3-12	16-6T-24									
2000	276	116	128	32	4,475-943	1,953-463	2,522	35/249	2,771	445	255	21	108-963	31-18	31	294	13-5-15	25-12-28									
2001	247	114	110	23	4,402-952	2,184-505	2,218	34/190	2,408	413	210	20	91-744	25-14	26	246	14-2-15	29-3-31									
2002	237	87	129	21	4,375-948	1,754-423	2,621	54/399	3,020	471	252	16	105-974	33-18	26	217	15-10-16	30-19-31									
2003	286	115	149	22	5,161-1,062	1,999-515	3,162	37/185	3,347	510	294	21	98-837	26-8	31	289	8-8-9	15-12-17									
2004	296	101	171	24	5,197-1,071	1,769-449	3,428	36/208	3,636	519	308	23	105-867	26-14	33	293	7-7-9	14-20-15									
2005	318	97	177	44	5,202-1,071	1,861-521	3,341	50/298	3,639	500	300	17	99-739	36-14	38	325	7-6-8	13-13-15									
2006	336	107	199	32	5,772-1,015	1,936-472	3,836	37/231	4,067	506	310	21	100-939	16-6	52	425	3-6-4	5-13-5									
2007	332	83	217	22	5,851-975	1,746-419	4,105	25/185	4,290	531	342	19	104-813	21-5	54	455	2-7-3	3-17-4									
2008	291	102	171	18	5,512-980	1,723-401	3,789	31/199	3,988	539	336	20	120-957	29-13	43	362	8-9-5	13-2-9									
2009	335	110	203	22	6,390-1,020	2,103-436	4,287	34/196	4,483	550	347	9	115-892	20/10	43	361	2-3-2	2-7-6									
2010	327	104	201	22	5,828-1,035	1,786-428	4,042	31/166	4,208	576	379	19	109-863	28/11	46	394	4-7-3	7-16-6									
2011	327	91	219	17	6,008-1,017	1,807-409	4,201	39/252	4,453	570	376	12	112-802	24/9	39	369	8-8-5	11-18-7									
2012	338	76	237	25	5,994-1,049	1,265-355	4,746	36/263	4,992	658	434	19	118-853	19/10	41	376	4-15-3	6-31-3									
2013	325	80	213	32	5,458-957	1,504-336	3,954	35/272	4,226	586	375	12	102-867	18/8	51	439	10-13-8	16-24-14									
2014	342	106	205	31	6,138-1,014	2,354-508	3,784	30/224	4,008	476	328	11	105-839	22/14	56	467	4-2-10	7-2-16									
2015	307	94	175	38	5,361-969	1,890-408	3,471	33/206	3,677	528	334	22	112-879	18/11	26	275	12-7-13	22-9-27									

COWBOYS DEFENSE YEAR-BY-YEAR

YEAR	1ST DOWNS			NET OFFENSE			RUSHING			PASSING			COMP			PENALTIES			FUMBLES			POINTS			NFC RANK			NFL RANK		
	TOTAL	RUSH	PASS	PEN	YDS-PLYS	YDS-ATT	NET	SACKS	GROSS	ATT	COMP	INT	NO-YDS	FUM-LOST	TDs	POINTS	TOT-RU-PA	NFC RANK	TOT-RU-PA	NFL RANK	TOT-RU-PA	NFC RANK	TOT-RU-PA	NFL RANK	TOT-RU-PA	NFC RANK	TOT-RU-PA	NFL RANK		
1960	216	106	97	13	4,372-858	2,242-445	2,130	20/175	2,305	393	146	15	72-671.5	21-11	44	369														
1961	254	122	120	12	4,592-787	2,161-439	2,431	22/204	2,635	326	168	25	38-362	30-18	49	380														
1962	274	93	166	15	5,184-848	1,510-386	3,674	25/230	3,904	437	233	20	56-569	33-16	52	402														
1963	266	114	139	13	5,325-878	2,094-455	3,231	20/161	3,392	403	202	26	52-479	23-11	48	378														
1964	211	71	121	19	3,750-860	1,504-438	2,246	45/325	2,571	377	172	18	75-781	26-20	34	289														
1965	240	80	138	22	4,192-885	1,444-422	2,748	39/315	3,063	424	205	18	50-483	37-20	33	280														
1966	211	64	140	17	3,558-873	1,176-356	2,382	60/420	2,802	457	212	17	63-778	23-14	29	239														
1967	236	64	145	27	3,874-866	1,094-339	2,790	45/377	3,167	482	260	29	64-707	28-18	35	268														
1968	202	61	123	18	3,633-863	2,071-480	2,438	51/400	2,838	428	220	26	54-657	21-15	23	186														
1969	203	52	141	10	3,707-826	1,050-313	2,657	55/452	3,109	458	235	24	58-680	23-11	28	223														
1970	205	87	105	13	3,569-855	1,656-415	1,913	41/313	2,226	399	193	24	70-732	25-14	24	221														
1971	200	59	125	16	3,468-817	1,144-353	2,324	43/336	2,660	421	209	26	61-647	40-25	25	222														
1972	217	81	113	23	3,755-842	1,515-428	2,240	32/268	2,508	382	187	16	59-586	40-17	28	240														
1973	208	83	106	19	3,466-827	1,471-435	1,995	40/306	2,301	352	187	18	52-516	44-23	23	203														
1974	199	63	110	26	3,463-803	1,344-417	2,529	47/327	2,856	349	178	13	69-657	31-13	28	235														
1975	234	100	113	21	3,739-888	1,699-474	2,040	41/288	2,328	373	162	25	63-639	43-19	33	268														
1976	246	113	111	22	3,730-919	1,821-484	1,909	44/327	2,236	391	187	16	71-643	32-12	25	194														
1977	205	88	94	23	3,213-880	1,651-457	1,562	53/429	1,991	370	154	21	78-731	22-10	26	212														
1978	232	83	128	21	4,009-967	1,721-477	2,288	58/442	2,730	432	202	23	95-783	27-13	25	208														
1979	259	105	135	19	4,586-978	2,115-500	2,471	43/362	2,883	435	207	13	70-704	20-10	38	313														
1980	296	98	160	28	5,279-996	2,069-469	3,205	43/358	3,563	484	231	27	106-989	33-20	38	311														
1981	287	107	160	18	5,419-1,021	2,049-468	3,370	42/347	3,717	511	236	37	104-837	43-16	34	277														
1982	163	57	95	11	2,753-581	1,011-260	1,742	32/260	2,002	289	152	15	52-431	20-10	17	145														
1983	286	82	181	23	5,427-1,025	1,499-410	3,928	57/437	4,365	558	299	27	100-873	31-21	42	360														
1984	283	106	155	22	5,036-1,094	2,226-510	2,810	57/390	3,200	527	250	28	93-854	35-16	36	308														

SIDELINES			HISTORY			PLAYOFF RECORDS			DEFENSE YEAR-BY-YEAR			2015 SEASON			PLAYERS			STAFF												
YEAR	TOTAL		1ST DOWNS		NET OFFENSE		RUSHING		PASSING		ATT		COMP		INT		PENALTIES		FUMBLES		TDs		POINTS		NFC RANK		TOT-RU-PA		NFL RANK	
	RUSH	PASS	PEN	YDS-PLVS	YDS-ATT	YDS-ATT	NET	SACKS	GROSS	ATT	COMP	INT	NO-YDS	NO-LOST	NO-YDS	NO-LOST	NO-YDS	NO-LOST	NO-YDS	NO-LOST	NO-YDS	NO-LOST	NO-YDS	NO-LOST	NO-YDS	NO-LOST	NO-YDS	NO-LOST	NO-YDS	NO-LOST
1985	312	98	193	21	5,608-1,076	1,853-465	3,755	62/459	4,214	549	279	33	108-990	24-15	40	333	11-6-13	20-11-26												
1986	286	118	148	20	4,985-1,017	2,200-500	2,785	53/364	3,149	464	226	17	90-817	29-18	41	337	7-11-3	10-23-3												
1987	294	85	175	34	5,061-1,012	1,617-459	3,444	51/337	3,781	502	269	23	100-857	29-20	42	348	9-4-13	20-6-27												
1988	297	93	180	24	5,414-1,023	1,856-454	3,556	46/327	3,883	523	264	10	92-772	24-9	44	381	12-10-12	20-13-24												
1989	321	116	183	22	5,556-1,060	1,991-543	3,565	29/183	3,748	488	301	7	102-723	22-10	44	393	9-10-8	20-18-20												
1990	280	109	153	18	4,615-988	1,976-482	2,639	36/292	2,931	470	271	11	104-911	32-19	36	308	4-9-1	10-18-2												
1991	299	103	180	16	5,066-963	1,571-400	3,495	23/151	3,646	540	320	12	97-801	23-11	32	310	12-6-13	17-8-23												
1992	241	68	147	26	3,933-873	1,244-345	2,689	44/347	3,036	484	263	17	94-727	25-14	29	243	1-1-2	1-1-5												
1993	297	94	176	27	4,767-1,012	1,651-423	3,116	34/231	3,347	555	334	14	87-663	22-14	23	229	7-5-7T	10-11-10T												
1994	273	86	157	30	4,313-1,006	1,561-437	2,752	47/299	3,051	522	269	22	102-826	15-9	27	248	1-5-1	1-10-1												
1995	303	113	165	25	5,044-1,001	1,772-442	3,272	36/219	3,491	523	293	19	112-913	16-6	32	291	4-9-4	9-16-8												
1996	260	89	144	27	4,382-958	1,576-437	2,806	37/219	3,025	484	271	19	94-717	26-14	24	250	2-5-2	3-10-2												
1997	281	104	139	38	4,516-1,022	1,994-511	2,522	38/195	2,717	473	253	7	99-757	27-12	36	314	2-12-1	2-24-1												
1998	276	84	162	30	5,164-998	1,619-401	3,545	34/222	3,767	553	290	14	120-917	23-12	32	275	9-6-12	18-12-22												
1999	266	81	154	31	4,840-997	1,442-417	3,398	35/217	3,615	545	297	24	107-862	23-9	28	276	3-3-4	9-6-13												
2000	309	137	145	27	5,329-1,021	2,636-538	2,693	25/189	2,882	458	277	16	108-999	23-9	41	361	9-15-2	19-31-3												
2001	272	90	160	22	4,599-985	1,710-472	2,889	24/130	3,019	489	287	9	69-634	29-16	37	338	2-6-2	4-13-3												
2002	291	90	178	23	5,267-1,079	1,818-481	3,449	24/137	3,586	574	334	19	119-919	23-11	35	325	9-8-10	18-15-19												
2003	228	67	127	33	4,056-937	1,425-413	2,631	32/189	2,820	492	239	13	88-763	24-12	28	260	1-1-1	1-3-1												
2004	297	88	180	29	5,285-960	1,764-425	3,521	33/197	3,718	502	310	13	104-879	20-9	49	405	7-3-1	16-10-21												
2005	256	87	150	19	4,814-946	1,731-414	3,083	37/236	3,319	495	271	15	142-1,015	21-11	35	308	7-8-7	10-15-11												
2006	294	88	179	27	5,165-974	1,659-429	3,506	34/223	3,729	511	301	18	93-895	26-13	40	350	6-4-10	13-10-24												
2007	304	86	195	23	4,922-1,008	1,513-381	3,409	46/319	3,728	581	342	19	85-785	26-10	36	325	4-3-4	9-6-13												
2008	276	85	163	28	4,709-969	1,706-402	3,003	59/374	3,377	508	308	8	97-601	28-14	36	365	5-6-3	8-12-5												
2009	286	74	186	26	5,064-962	1,449-365	3,615	42/259	3,874	572	344	11	92-763	21-9	28	250	4-3-9	9-4-20												
2010	309	84	200	25	5,626-977	1,734-402	3,892	35/257	4,151	540	348	20	79-641	20-10	51	436	13-6-14	23-12-26												
2011	305	78	199	28	5,488-972	1,585-385	3,903	42/246	4,149	545	336	15	87-664	20-10	38	347	6-4-10	14-7-23												
2012	317	92	195	30	5,687-986	2,003-441	3,695	34/211	3,895	496	311	7	91-786	18-9	45	400	11-12-10	19-22-19												
2013	388	122	231	35	6,645-1,094	2,056-437	4,626	34/246	4,835	623	403	15	112-875	16/13	51	432	16-14-14	32-27-30												
2014	315	86	195	34	5,681-978	1,650-392	4,031	28/156	4,193	558	371	18	104-861	20/13	43	352	8-4-11	19-8-26												
2015	317	113	172	32	5,570-998	1,934-461	3,636	31/229	3,890	506	330	8	113-898	11/3	41	374	9-10T-3	17-22T-5												

2/6

Cowboys Leaders By Years

RUSHING (yards)

Year	Player	Att.	Yards	Avg.	Long	TD	NFL/NFC Rank
1960	Dupre, L.G.....	104	362	3.5	18	3	20
1961	* Perkins, Don	200	815	4.1	47	4	6
1962	Perkins, Don	222	945	4.3	35	7	5
1963	Perkins, Don	149	614	4.1	19t	7	10
1964	Perkins, Don	174	768	4.4	59	6	5
1965	Perkins, Don	177	690	3.9	43	0	7
1966	Reeves, Dan	175	757	4.3	67t	8	6
1967	Perkins, Don	201	823	4.1	30	6	6
1968	Perkins, Don	191	836	4.4	28t	4	6
1969	* Hill, Calvin	204	942	4.6	55	8	2
1970	Thomas, Duane	151	803	5.3	47t	5	8/5
1971	Thomas, Duane	175	793	4.5	56t	11	11/7
1972	Hill, Calvin	245	1,036	4.2	26	6	7/3
1973	Hill, Calvin	273	1,142	4.2	21	6	3/2
1974	Hill, Calvin	185	844	4.6	27	7	8/3
1975	Newhouse, Robert.....	208	930	4.4	29	2	9/4
1976	Dennison, Doug	153	542	3.5	14	6	35/18
1977	* Dorsett, Tony	208	1,007	4.8	84t	12	9/4
1978	Dorsett, Tony	290	1,325	4.6	63t	7	3/2
1979	Dorsett, Tony	250	1,107	4.4	41	6	11/8
1980	Dorsett, Tony	278	1,185	4.3	56	11	6/6
1981	Dorsett, Tony	342	1,646	4.8	75t	4	2/2
1982	Dorsett, Tony	177	745	4.2	99t	5	2/1
1983	Dorsett, Tony	289	1,321	4.6	77	8	6/5
1984	Dorsett, Tony	302	1,189	3.9	31t	8	7/7
1985	Dorsett, Tony	305	1,307	4.3	60t	7	6/4
1986	Dorsett, Tony	184	748	4.1	33	5	19/11
1987	Walker, Herschel	209	891	4.3	60t	7	6/3
1988	Walker, Herschel	361	1,514	4.2	38	5	2/1
1989	Palmer, Paul	112	446	4.0	63t	2	39/18
1990	* Smith, Emmitt	241	937	3.9	48t	11	10/5
1991	Smith, Emmitt	365	1,563	4.3	75t	12	1/1
1992	Smith, Emmitt	373	1,713	4.6	68t	18	1/1
1993	Smith, Emmitt	283	1,486	5.3	62t	9	1/1
1994	Smith, Emmitt	368	1,484	4.0	46	21	3/2
1995	Smith, Emmitt	377	1,773	4.7	60t	25	1/1
1996	Smith, Emmitt	327	1,204	3.7	42	12	8/4
1997	Smith, Emmitt	261	1,074	4.1	44	4	12/5
1998	Smith, Emmitt	319	1,332	4.2	32	13	5/4
1999	Smith, Emmitt	329	1,397	4.2	63t	11	4/2
2000	Smith, Emmitt	294	1,203	4.1	52	9	13/4
2001	Smith, Emmitt	261	1,021	3.9	44	3	15/7
2002	Smith, Emmitt	254	975	3.8	30t	5	20/8
2003	Hambrick, Troy	275	972	3.5	42	5	19/8
2004	* Jones, Julius	197	819	4.2	53	7	28/14
2005	Jones, Julius	257	993	3.9	51	5	17/8
2006	Jones, Julius	267	1,084	4.1	77t	4	17/10
2007	Barber, Marion	204	975	4.8	54	10	18/8
2008	Barber, Marion	238	885	3.7	35	7	21/12
2009	Barber, Marion	214	932	4.4	34	1	17/7
2010	* Jones, Felix	185	807	4.3	94t	2	23/9
2011	* Murray, DeMarco	164	897	5.5	9	2	22/9
2012	Murray, DeMarco	161	663	4.1	48	3	29/15
2013	Murray, DeMarco	217	1,121	5.2	43	9	10/8
2014	Murray, DeMarco	392	1,845	4.7	51	13	1/1
2015	McFadden, Darren.....	239	1,089	4.6	50	3	4/4

PASSING (rating)

Year	Player	Att.	Comp.	Pct.	Yards	TD	Int.	Rating	NFL/NFC Rank
1960	LeBaron, Eddie	225	111	49.3	1,736	12	25	53.4	8
1961	LeBaron, Eddie	236	120	50.8	1,741	14	16	66.5	9
1962	LeBaron, Eddie	166	95	57.2	1,436	16	9	95.3	3
1963	Meredith, Don	310	167	53.9	2,381	17	18	73.2	10
1964	Meredith, Don	323	158	48.9	2,143	9	16	67.3	15
1965	Meredith, Don	305	141	46.2	2,415	22	13	79.7	8
1966	Meredith, Don	344	177	51.5	2,805	24	12	87.7	4
1967	Meredith, Don	255	128	50.2	1,834	16	16	68.6	8
1968	Meredith, Don	309	171	55.3	2,500	21	12	88.3	2
1969	Morton, Craig	302	162	53.6	2,819	21	15	85.4	4
1970	Morton, Craig	207	104	49.3	1,819	15	7	89.7	5/4
1971	Staubach, Roger	211	126	59.7	1,882	15	4	104.8	1/1
1972	Morton, Craig	339	185	54.6	2,396	15	21	65.9	15/7
1973	Staubach, Roger	286	179	62.6	2,428	23	15	94.6	1/1
1974	Staubach, Roger	360	190	52.8	2,552	11	15	68.5	14/7
1975	Staubach, Roger	348	198	56.9	2,666	17	16	78.6	8/2
1976	Staubach, Roger	369	208	56.4	2,715	14	11	79.9	8/5
1977	Staubach, Roger	361	210	58.2	2,620	18	9	87.1	2/1
1978	Staubach, Roger	413	231	55.9	3,190	25	16	84.9	1/1
1979	Staubach, Roger	461	267	57.9	3,586	27	11	92.4	1/1
1980	White, Danny	436	260	59.6	3,287	28	25	80.8	9/7
1981	White, Danny	391	223	57.0	3,098	22	13	87.5	5/2
1982	White, Danny	247	156	63.2	2,079	16	12	91.1	4/2
1983	White, Danny	533	334	62.7	3,980	29	23	85.6	9/6
1984	White, Danny	233	126	54.1	1,580	11	11	71.5	22/11
1985	White, Danny	450	267	59.3	3,157	21	17	80.6	9/4
1986	Pelluer, Steve	378	215	56.9	2,727	8	17	67.9	20/9

* Rookie

			PASSING, CONT.							NFL/NFC		
			Year	Player	Att.	Comp.	Pct.	Yards	TD	Int.	Rating	Rank
STAFF			1987	White, Danny.....	362	215	59.4	2,617	12	17	73.2	19/9
			1988	Pelluer, Steve.....	435	245	56.3	3,139	17	19	73.9	16/9
PLAYERS			1989	* Aikman, Troy.....	293	155	52.9	1,749	9	18	55.7	27/14
			1990	Aikman, Troy.....	399	226	56.6	2,579	11	18	66.6	27/14
2015 SEASON			1991	Aikman, Troy.....	363	237	65.3	2,754	11	10	86.7	6/4
			1992	Aikman, Troy.....	473	302	63.8	3,445	23	14	89.5	3/3
			1993	Aikman, Troy.....	392	271	69.1	3,100	15	6	99.0	2/2
			1994	Aikman, Troy.....	361	233	64.5	2,670	13	12	84.9	6/4
			1995	Aikman, Troy.....	432	280	64.8	3,304	16	7	93.6	3/2
			1996	Aikman, Troy.....	465	296	63.7	3,126	12	13	80.1	12/5
			1997	Aikman, Troy.....	518	292	56.4	3,283	19	12	78.0	17/8
			1998	Aikman, Troy.....	315	187	59.4	2,330	12	5	88.5	8/4
			1999	Aikman, Troy.....	442	263	59.5	2,964	17	12	81.1	14/8
			2000	Aikman, Troy.....	262	156	59.5	1,632	7	14	64.3	32/16
			2001	* Carter, Quincy.....	176	90	51.1	1,072	5	7	63.0	DNQ
			2002	* Hutchinson, Chad.....	250	127	50.8	1,555	7	8	66.3	29/14
			2003	Carter, Quincy.....	505	292	57.8	3,302	17	21	71.4	24/11
			2004	Testaverde, Vinny.....	495	297	60.0	3,532	17	20	76.4	26/13
			2005	Bledsoe, Drew.....	499	300	60.1	3,639	23	17	83.7	17/8
			2006	Romo, Tony.....	337	220	65.3	2,903	19	13	95.1	5/3
			2007	Romo, Tony.....	520	335	64.4	4,211	36	19	97.4	5/1
			2008	Romo, Tony.....	450	276	61.3	3,448	26	14	91.4	8/4
			2009	Romo, Tony.....	550	347	63.1	4,483	26	9	97.6	8/4
			2010	Kunta, Jon.....	318	209	65.7	2,365	16	12	88.9	14/6
			2011	Romo, Tony.....	522	346	66.3	4,184	31	10	102.5	4/1
			2012	Romo, Tony.....	648	425	65.6	4,903	28	19	90.6	8/6
			2013	Romo, Tony.....	535	342	63.9	3,828	31	10	96.7	8/6
			2014	Romo, Tony.....	435	304	69.9	3,705	34	9	113.2	1/1
			2015	Weeden, Brandon.....	98	71	72.4	738	2	2	92.1	DNQ
RECEIVING (receptions)												
			Year	Player	No.	Yards	Avg.	Long	TD	NFL/NFC		
			1960	Doran, Jim.....	31	554	17.9	751	3	Rank		
LEADERS BY YEARS			1961	Howton, Billy.....	56	785	14.0	53	4	6		
			1962	Howton, Billy.....	49	706	14.4	691	6	15		
			1963	Clarke, Frank.....	43	833	19.4	751	10	3		
			1964	Clarke, Frank.....	65	973	15.0	49	5	3		
			1965	* Hayes, Bob.....	46	1,003	21.8	821	12	13		
			1966	Hayes, Bob.....	64	1,232	19.3	951	13	4		
			1967	Rentzel, Lance.....	58	996	17.2	741	8	6		
			1968	Rentzel, Lance.....	54	1,009	18.7	651	6	3		
			1969	Rentzel, Lance.....	43	960	22.3	751	1	20		
			1970	Hayes, Bob.....	34	889	26.1	891	10	45/26		
			1971	Garrison, Walt.....	40	396	9.9	36	1	23/10		
			1972	Hill, Calvin.....	43	364	8.5	331	3	18/9		
			1973	Hill, Calvin.....	32	290	9.1	29	0	36/21		
			1974	Pearson, Drew.....	62	1,087	17.9	501	2	3/2		
			1975	Pearson, Drew.....	46	822	17.9	461	8	16/9		
			1976	Pearson, Drew.....	58	806	13.9	54	6	4/1		
			1977	Pearson, Drew.....	48	870	18.1	67	2	9/3		
			1978	Pearson, Preston.....	47	526	11.2	34	0	26/15		
			1979	Hill, Tony.....	60	1,062	17.7	751	10	12/6		
			1980	Hill, Tony.....	60	1,055	17.6	581	8	16/9		
			1981	Hill, Tony.....	46	953	20.7	631	4	47/26		
				Springs, Ron.....	46	359	7.8	321	2			
			1982	Hill, Tony.....	35	526	15.0	47	1	22/8		
			1983	Springs, Ron.....	73	589	8.1	801	1	9/4		
			1984	Cosbie, Doug.....	60	789	13.2	36	4	28/12		
			1985	Hill, Tony.....	74	1,113	15.0	531	7	9/3		
			1986	Walker, Herschel.....	76	837	11.0	841	2	9/4		
			1987	Walker, Herschel.....	60	715	11.9	44	1	5/4		
			1988	Alexander, Ray.....	54	788	14.6	501	6	34/21		
			1989	Martin, Kelvin.....	46	664	14.0	46	2	53/26		
			1990	Martin, Kelvin.....	64	732	11.4	45	0	17/4		
			1991	Ivin, Michael.....	93	1,523	16.4	661	8	2/1		
			1992	Ivin, Michael.....	78	1,396	17.9	871	7	7/4		
			1993	Ivin, Michael.....	88	1,330	15.1	611	7	3/3		
			1994	Ivin, Michael.....	79	1,241	15.7	651	6	13/8		
			1995	Ivin, Michael.....	110	1,603	14.4	50	10	5/5		
			1996	Ivin, Michael.....	64	962	15.0	61	2	27/15		
			1997	Ivin, Michael.....	75	1,180	15.7	55	9	12/7		
			1998	Ivin, Michael.....	74	1,057	14.3	51	1	14/6		
			1999	Ismail, Raghib.....	80	1,097	13.7	761	6	12/8		
			2000	McKnight, James.....	52	926	17.8	48	2	61/31		
			2001	Ismail, Raghib.....	53	834	15.7	801	2	54/24		
			2002	Galloway, Joey.....	61	908	14.9	801	6	39/18		
			2003	Anderson, Richie.....	69	493	7.1	37	4	21/10		
			2004	Witten, Jason.....	87	980	11.3	421	6	11/7		
			2005	Johnson, Keyshawn.....	71	839	11.8	34	6	23/9		
			2006	Owens, Terrell.....	85	1,180	13.9	561	13	13/6		
			2007	Witten, Jason.....	96	1,145	11.9	53	7	10/3		
			2008	Witten, Jason.....	81	952	11.8	42	4	14/6		
			2009	Witten, Jason.....	94	1,030	11.0	69	2	9/3		
			2010	Witten, Jason.....	94	1,002	10.7	33	9	3/2		
			2011	Witten, Jason.....	79	902	11.9	64	9	151/111		
			2012	Witten, Jason.....	110	1,039	9.4	36	3	7/3		
			2013	Bryant, Dez.....	93	1,233	13.3	79	13	12/8		
			2014	Bryant, Dez.....	88	1,320	15.0	68	16	12/8		
			2015	Witten, Jason.....	77	713	9.3	35	3	251/121		
SIDELINES			* Rookie									

PUNTING (net)										
Year	Player	No.	Yards	Avg.	TB	IN20	Long	Had Blk	NET	NFL/NFC Rank
1960	Sherer, Dave.....	57	2,420	42.5	4	15	67	0	39.5	7
1961	* Green, Allen.....	60	2,236	37.3	3	6	53	1	32.5	14
1962	Baker, Sam.....	57	2,589	45.4	4	13	72	0	40.7	3
1963	Baker, Sam.....	71	3,138	44.2	4	13	64	0	40.6	7
1964	* Lothridge, Billy.....	62	2,501	40.3	5	17	75	0	38.1	15
1965	Villanueva, Danny.....	60	2,505	41.8	8	11	58	0	37.9	10
1966	Villanueva, Danny.....	64	2,551	39.9	3	14	58	1	36.7	13
1967	Villanueva, Danny.....	67	2,707	40.4	4	9	57	0	35.2	9
1968	Widby, Ron.....	59	2,415	40.9	7	17	84	0	36.4	5
1969	Widby, Ron.....	63	2,729	43.3	4	9	62	0	37.2	2
1970	Widby, Ron.....	68	2,847	41.9	6	10	59	1	35.4	10/2
1971	Widby, Ron.....	55	2,329	42.3	6	8	59	1	35.3	8/3
1972	* Bateman, Marv.....	51	1,949	38.2	3	4	61	0	36.2	24/13
1973	Bateman, Marv.....	53	2,290	43.2	5	14	62	2	37.1	11/7
1974	* Carrell, Duane.....	40	1,591	39.8	5	15	59	0	31.4	11/5
1975	* Hoopes, Mitch.....	67	2,676	39.9	8	15	55	1	33.2	16/9
1976	White, Danny.....	70	2,690	38.4	12	13	54	2	30.5	20/9
1977	White, Danny.....	80	3,171	39.6	10	25	57	1	33.2	12/8
1978	White, Danny.....	76	3,076	40.5	11	16	56	1	33.1	8/5
1979	White, Danny.....	76	3,168	41.7	9	21	73	0	36.0	4/2
1980	White, Danny.....	71	2,903	40.9	11	17	58	0	34.9	10/5
1981	White, Danny.....	81	3,284	40.8	7	19	60	0	36.0	14/8
1982	White, Danny.....	37	1,542	41.7	2	6	56	0	37.4	8/5
1983	White, Danny.....	38	1,543	40.6	3	6	50	1	32.9	DNQ
1984	White, Danny.....	82	3,151	38.4	8	21	54	0	34.6	28/14
1985	Saxon, Mike.....	81	3,396	41.9	10	20	57	1	35.5	13/8
1986	Saxon, Mike.....	86	3,498	40.7	10	28	58	1	34.5	15/9
1987	Saxon, Mike.....	68	2,685	39.5	5	20	63	0	34.2	20/10
1988	Saxon, Mike.....	80	3,271	40.9	15	24	63	0	34.2	10/4
1989	Saxon, Mike.....	79	3,233	40.9	6	19	56	2	34.3	10/6
1990	Saxon, Mike.....	79	3,413	43.2	8	20	62	0	35.6	4/2
1991	Saxon, Mike.....	57	2,426	42.6	5	16	64	0	36.8	11/6
1992	Saxon, Mike.....	61	2,620	43.0	9	19	58	0	33.5	9/5
1993	* Jett, John.....	56	2,342	41.8	3	22	59	0	37.7	21/10
1994	Jett, John.....	70	2,935	41.9	4	26	58	0	35.4	14/6
1995	Jett, John.....	53	2,166	40.9	6	17	58	0	34.5	24/12
1996	Jett, John.....	74	3,150	42.6	9	22	60	0	36.8	18/8
1997	* Gowin, Toby.....	86	3,592	41.8	9	26	72	0	35.4	27/13
1998	Gowin, Toby.....	77	3,342	43.4	14	31	65	1	36.6	17/7
1999	Gowin, Toby.....	81	3,500	43.2	10	24	64	0	35.1	7/2
2000	* Knorr, Micah.....	58	2,485	42.8	8	12	60	0	35.8	11/4
2001	Knorr, Micah.....	78	3,135	40.2	6	25	57	3	31.1	27/15
2002	Knorr, Micah.....	47	1,928	41.0	4	11	56	0	35.1	21/12
2003	Gowin, Toby.....	94	3,665	39.0	8	25	59	0	34.9	28/15
2004	McBriar, Mat.....	75	3,182	42.4	9	22	68	0	35.1	14/7
2005	McBriar, Mat.....	81	3,439	42.5	9	28	63	0	37.1	20/8
2006	McBriar, Mat.....	56	2,697	41.7	10	22	75	0	38.6	4/1
2007	McBriar, Mat.....	63	2,970	47.1	7	17	64	0	38.5	4/3
2008	Paulescu, Sam.....	53	2,213	41.8	5	14	70	0	35.2	26/11
2009	McBriar, Mat.....	72	3,249	45.1	3	38	63	0	39.9	10/5
2010	McBriar, Mat.....	65	3,115	47.9	8	22	65	1	41.7	1/1
2011	McBriar, Mat.....	58	2,542	43.8	7	21	68	1	36.1	29/14
2012	Moorman, Brian.....	56	2,497	44.6	3	22	64	0	38.9	21/10
2013	Jones, Chris.....	77	3,467	45.0	6	30	62	0	39.1	20/11
2014	Jones, Chris.....	57	2,586	45.4	2	21	64	1	39.8	14/6
2015	Jones, Chris.....	69	3,117	45.2	1	27	61	0	42.5	3/2

SCORING							
Year	Player	TD	PAT	TWO PT.	FG	Tot.	NFL/NFC Rank
1960	Cone, Fred	0	21	-	6	39	27
1961	Clarke, Frank	9	0	-	0	54	22
1962	Baker, Sam	0	50	-	14	92	6
1963	Baker, Sam	0	38	-	9	65	14
1964	* Van Raaphorst, Dick	0	28	-	14	70	13
1965	Villaneuva, Danny	0	37	-	16	85	10
1966	Villaneuva, Danny	0	56	-	17	107	2
1967	Hayes, Bob	11	0	-	0	66	16
	Reeves, Dan	11	0	-	0	66	
1968	Clark, Mike	0	54	-	17	105	2
1969	Clark, Mike	0	43	-	20	103	2
1970	Clark, Mike	0	35	-	18	89	12/8
1971	Clark, Mike	0	47	-	13	86	13/7
1972	Fritsch, Toni	0	36	-	21	99	7/3
1973	Fritsch, Toni	0	43	-	18	97	11/7
1974	* Herrera, Efen	0	33	-	8	57	26/9
1975	Fritsch, Toni	0	38	-	22	104	3/2
1976	Herrera, Efen	0	34	-	18	88	6/4
1977	Herrera, Efen	0	39	-	18	93	3/2
1978	Septien, Rafael	0	46	-	16	94	5/2
1979	Septien, Rafael	0	40	-	19	97	8/3
1980	Septien, Rafael	0	59	-	11	92	13/6
1981	Septien, Rafael	0	40	-	27	121	1/1
1982	Septien, Rafael	0	28	-	10	58	11/5
1983	Septien, Rafael	0	57	-	22	123	5/5
1984	Septien, Rafael	0	33	-	23	102	13/6
1985	Septien, Rafael	0	42	-	19	99	17/8
1986	Septien, Rafael	0	43	-	15	88	20/9
1987	Ruzek, Roger	0	26	-	22	92	5/3

* Rookie

SCORING, CONT.

Year	Player	TD	PAT	TWO PT.	FG	Tot.	NFL/NFC Rank
1988	Ruzek, Roger.....	0	27	-	12	63	36/17
1989	Ruzek, Roger.....	0	14	-	5	29	DNQ
1990	* Willis, Ken.....	0	26	-	18	80	25/13
1991	Willis, Ken.....	0	37	-	27	118	3/2
1992	* Elliott, Lin.....	0	47	-	27	119	4/3
1993	Murray, Eddie.....	0	38	-	28	122	6/3
1994	Smith, Emmitt.....	25	0	-	0	132	2/1
1995	Smith, Emmitt.....	25	0	1	0	150	1/1
1996	Boniol, Chris.....	0	24	0	32	120	6/4
1997	Cunningham, Richie.....	0	24	0	34	126	2/1
1998	Cunningham, Richie.....	0	40	0	29	127	5/3
1999	Smith, Emmitt.....	13	0	0	0	78	31/15
2000	* Seder, Tim.....	1	27	0	25	108	14/7
2001	Seder, Tim.....	1	12	0	11	51	53/23
2002	* Cundiff, Billy.....	0	25	0	12	61	43/20
2003	Cundiff, Billy.....	0	30	0	23	99	23/12
2004	Cundiff, Billy.....	0	31	0	20	91	26/12
2005	Cortez, Jose.....	0	13	0	12	49	58/28
2006	Barber, Marion.....	16	0	0	0	96	31/11
2007	* Folk, Nick.....	0	53	0	26	131	4/2
2008	Folk, Nick.....	0	42	0	20	102	4/2
2009	Folk, Nick.....	0	36	0	18	90	23/9
2010	* Buehler, David.....	0	42	0	24	114	10/4
2011	Bailey, Dan.....	0	39	0	32	135	5/4
2012	Bailey, Dan.....	0	29	0	29	124	10/6
2013	Bailey, Dan.....	0	47	0	29	131	9/4
2014	Bailey, Dan.....	0	56	0	25	131	8/4
2015	Bailey, Dan.....	0	25	0	30	115	12/7

FIELD GOALS (made)

Year	Player	Att.	Made	Pct.	Long	NFL/NFC Rank
1960	Cone, Fred.....	13	6	.462	45	12
1961	Bielski, Dick.....	9	6	.667	42	13
1962	Baker, Sam.....	27	14	.519	53	3
1963	Baker, Sam.....	20	9	.450	53	12
1964	* Van Raaphorst, Dick.....	29	14	.483	43	8
1965	Villaneuva, Danny.....	27	16	.593	41	7
1966	Villaneuva, Danny.....	31	17	.548	37	8
1967	Villaneuva, Danny.....	23	9	.391	34	14
1968	Clark, Mike.....	29	17	.586	50	7
1969	Clark, Mike.....	36	20	.555	47	5
1970	Clark, Mike.....	27	18	.667	43	7/4
1971	Clark, Mike.....	25	13	.520	48	19/9
1972	Fritsch, Toni.....	36	21	.583	54	18/8
1973	Fritsch, Toni.....	28	18	.643	37	12/4
1974	* Herrera, Efren.....	13	6	.615	39	11/5
1975	Fritsch, Toni.....	35	22	.629	43	14/8
1976	Herrera, Efren.....	23	18	.783	46	1/1
1977	Herrera, Efren.....	29	18	.621	48	12/1
1978	Septien, Rafael.....	26	16	.615	48	17/9
1979	Septien, Rafael.....	29	19	.655	51	9/4
1980	Septien, Rafael.....	17	11	.647	52	13/7
1981	Septien, Rafael.....	35	27	.771	47	4/3
1982	Septien, Rafael.....	14	10	.714	53	13/6
1983	Septien, Rafael.....	27	22	.815	47	7/3
1984	Septien, Rafael.....	29	23	.793	52	4/3
1985	Septien, Rafael.....	28	19	.679	53	18/9
1986	Septien, Rafael.....	21	15	.714	50	11/5
1987	Ruzek, Roger.....	25	22	.880	49	2/1
1988	Ruzek, Roger.....	22	12	.546	50	25/14
1989	Zendejas, Luis.....	9	5	.556	47	DNQ
1990	* Willis, Ken.....	25	18	.720	49	17/8
1991	Willis, Ken.....	39	27	.692	54	21/11
1992	* Elliott, Lin.....	35	24	.686	53	18/10
1993	Murray, Eddie.....	33	28	.848	52	5/3
1994	* Boniol, Chris.....	29	22	.759	47	18/6
1995	Boniol, Chris.....	28	27	.964	45	1/1
1996	Boniol, Chris.....	36	32	.889	52	1/2
1997	Cunningham, Richie.....	37	34	.919	53	2/1
1998	Cunningham, Richie.....	35	29	.829	54	11/5
1999	Cunningham, Richie.....	22	12	.545	47	30/15
2000	* Seder, Tim.....	33	25	.758	48	20/11
2001	Hilbert, Jon.....	15	11	.733	46	31/15
	Seder, Tim.....	17	11	.647	46	
2002	* Cundiff, Billy.....	19	12	.632	48	30/15
2003	Cundiff, Billy.....	29	23	.793	52	16/6
2004	Cundiff, Billy.....	26	20	.769	49	25/12
2005	Cortez, Jose.....	16	12	.750	45	31/15
2006	Vanderjagt, Mike.....	18	13	.722	50	
2007	* Folk, Nick.....	31	26	.839	53	20/9
2008	Folk, Nick.....	22	20	.909	52	26/14
2009	Folk, Nick.....	28	18	.643	51	23/11
2010	Buehler, David.....	32	24	.750	53	13/7
2011	* Bailey, Dan.....	37	32	.865	51	3/2
2012	Bailey, Dan.....	31	29	.935	51	8/5
2013	Bailey, Dan.....	30	28	.933	53	12/5
2014	Bailey, Dan.....	29	25	.862	56	17/8
2015	Bailey, Dan.....	30	32	.938	54	5/3

* Rookie

KICKOFF RETURNS (avg.)

Year	Player	No.	Yards	Avg.	Long	TD	NFL/NFC Rank
1960	Franckhauser, Tom	25	509	19.8	46	0	19
1961	* Marsh, Amos	26	667	25.7	79	0	13
1962	Marsh, Amos	29	725	25.0	101t	1	10
1963	* Stiger, Jim	18	432	24.0	66	0	12
1964	* Renfro, Mel	40	1,017	25.4	65	0	7
1965	Renfro, Mel	21	630	30.0	100t	1	4
1966	Renfro, Mel	19	487	25.6	87t	1	9
1967	Garrison, Walt	20	366	18.3	36	0	23
1968	Baynham, Craig	23	590	25.7	40	0	29
1969	* Flowers, Richmond	11	293	26.7	80	0	29
1970	* Thomas, Duane	19	416	21.9	33	0	23/10
1971	Harris, Cliff	29	823	28.4	77	0	4/4
1972	Harris, Cliff	26	615	23.7	44	0	23/11
1973	Montgomery, Mike	6	175	29.2	63	0	DNQ
1974	* Morgan, Dennis	35	823	23.5	43	0	21/11
1975	Pearson, Preston	16	391	24.4	42	0	13/7
1976	* Johnson, Butch	28	693	24.8	74	0	11/5
1977	Johnson, Butch	22	536	24.4	64	0	9/5
1978	Johnson, Butch	29	603	20.8	56	0	27/12
1979	* Springs, Ron	38	780	20.5	70	0	25/12
1980	* Jones, James	32	720	22.5	41	0	11/6
1981	Jones, James	27	517	19.1	33	0	36/17
1982	Fellows, Ron	16	359	22.4	35	0	16/9
1983	Fellows, Ron	43	855	19.9	53	0	26/12
1984	Allen, Gary	33	662	20.2	34	0	24/11
1985	* Lavette, Robert	34	682	20.1	34	0	27/13
1986	Lavette, Robert	36	699	19.4	37	0	27/12
1987	Clack, Darryl	25	635	21.9	48	0	9/7
1988	Burbage, Cornell	20	448	22.4	53	0	9/2
1989	* Dixon, James	47	1,181	25.1	97t	1	5/2
1990	Dixon, James	36	736	20.4	47	0	13/7
1991	Wright, Alexander	21	514	24.5	102t	1	3/2
1992	Martin, Kelvin	24	503	21.0	59	0	13/10
1993	* Williams, Kevin	31	689	22.2	49	0	8/6
1994	Williams, Kevin	43	1,148	26.7	87t	1	4/3
1995	Williams, Kevin	49	1,108	22.6	43	0	16/6
1996	Walker, Herschel	27	779	28.9	89	0	2/2
1997	Walker, Herschel	50	1,167	23.3	49	0	16/10
1998	Mathis, Kevin	25	621	24.8	42	0	13/6
1999	Tucker, Jason	22	613	27.9	79	0	2/2
2000	Tucker, Jason	51	1,099	21.5	90	0	27/13
2001	Swinton, Reggie	56	1,327	23.7	77	1	9/7
2002	Swinton, Reggie	28	697	24.9	100t	1	10/6
2003	* Smith, Zuriel	23	495	21.5	54	0	26/14
2004	Lee, ReShard	41	964	23.5	62	0	13/7
2005	* Thompson, Tyson	57	1,399	24.5	49	0	9/4
2006	* Austin, Miles	29	753	26.0	37	0	9/4
2007	Austin, Miles	24	612	25.5	60	0	9/4
2008	Austin, Miles	29	624	21.5	36	0	33/18
2009	Jones, Felix	30	678	22.6	41	0	26/13
2010	* Owusu-Ansah, Akwasi	25	543	21.7	41	0	30/14
2011	* Harris, Dwayne	8	231	28.9	51	0	DNQ
2012	* Dunbar, Lance	12	261	21.8	44	0	DNQ
2013	Harris, Dwayne	28	857	30.6	90	0	2/2
2014	Harris, Dwayne	30	742	24.7	42	0	12/7
2015	* Whitehead, Lucky	16	452	28.3	79	0	DNQ

PUNT RETURNS (avg.)

Year	Player	No.	Yards	Avg.	Long	TD	NFL/NFC Rank
1960	Butler, Bill	13	131	10.1	46	0	2
1961	* Marsh, Amos	14	71	5.1	19	0	14
1962	Lockett, J.W.	8	45	5.6	17	0	14
1963	* Stiger, Jim	14	141	10.1	45	0	6
1964	* Renfro, Mel	32	418	13.1	69t	1	3
1965	Renfro, Mel	24	145	6.0	35	0	7
1966	Hayes, Bob	17	106	6.2	18	0	7
1967	Hayes, Bob	24	276	11.5	90t	1	2
1968	Hayes, Bob	15	312	20.8	90t	2	1
1969	Hayes, Bob	18	179	9.9	50	0	3
1970	Hayes, Bob	15	116	7.7	34	0	20/7
1971	Harris, Cliff	17	129	7.6	35	0	11/4
1972	Harris, Cliff	19	78	4.1	21	0	21/11
1973	* Richards, Golden	21	139	6.6	46	0	23/10
1974	* Morgan, Dennis	19	287	15.1	98t	1	3/2
1975	Richards, Golden	28	288	10.3	43t	1	12/5
1976	* Johnson, Butch	45	489	10.9	55	0	8/4
1977	Johnson, Butch	50	423	8.5	38	0	20/7
1978	Johnson, Butch	51	401	7.9	23	0	18/9
1979	* Wilson, Steve	35	236	6.8	13	0	20/7
1980	* Jones, James	54	548	10.1	52	0	5/4
1981	Jones, James	33	188	5.7	17	0	28/14
1982	Fellows, Ron	25	189	7.6	17	0	18/8
1983	Hill, Rod	30	232	7.7	37	0	20/10
1984	Allen, Gary	54	446	8.3	18	0	16/8
1985	Bates, Bill	22	152	6.9	21	0	20/8
1986	Banks, Gordon	27	160	5.9	20	0	22/11
1987	* Martin, Kelvin	22	216	9.8	38	0	12/7
1988	Martin, Kelvin	44	360	8.2	21	0	17/7

* Rookie

STAFF

PLAYERS

2015 SEASON

LEADERS
BY YEARSPLAYOFF
RECORDS

HISTORY

SIDELINES

PUNT RETURNS, CONT.

Year	Player	No.	Yards	Avg.	Long	TD	NFL/NFC Rank
1989	Shepard, Derrick	24	160	6.7	17	0	-
1990	Shepard, Derrick	24	121	5.1	13	0	20/13
1992	Martin, Kelvin	42	532	12.7	79t	0	2/2
1991	Martin, Kelvin	21	244	11.6	85t	1	3/3
1993	* Williams, Kevin	36	381	10.6	64t	2	8/3
1994	Williams, Kevin	39	349	8.9	83t	1	13/6
1995	Williams, Kevin	18	166	9.2	30	0	DNQ
1996	Martin, Kelvin	41	373	9.1	22	0	16/7
1997	Sanders, Deion	33	407	12.3	83t	1	5/3
1998	Sanders, Deion	24	375	15.6	69t	2	1/1
1999	Sanders, Deion	30	344	11.5	76	1	7/4
2000	McGarity, Wane	30	353	11.8	64t	2	8/3
2001	Swinton, Reggie	31	414	13.4	65t	1	3/2
2002	Galloway, Joey	15	181	12.1	71	0	DNQ
2003	Galloway, Joey	20	173	8.7	36	0	20/8
2004	* Frazier, Lance	24	229	9.5	55	0	11/5
2005	Crayton, Patrick	23	166	7.2	25	0	19/10
2006	Newman, Terence	20	202	10.1	56t	1	12/5
2007	Crayton, Patrick	22	201	9.1	49	0	14/6
2008	Jones, Adam	21	95	4.5	18	0	26/3
2009	Crayton, Patrick	36	437	12.1	82t	2	3/2
2010	* Bryant, Dez	15	215	14.3	93t	2	DNQ
2011	Bryant, Dez	15	103	6.9	20	0	DNQ
2012	Harris, Dwayne	22	354	16.1	78t	1	2/1
2013	Harris, Dwayne	20	256	12.8	86t	0	9/2
2014	Harris, Dwayne	30	275	9.2	38	0	9t/6
2015	Whitehead, Lucky	19	110	5.8	28	0	DNQ

INTERCEPTIONS

Year	Player	No.	Yards	Avg.	Long	TD	NFL/NFC Rank
1960	Bishop, Don	3	13	4.3	13t	0	25
	Franckhauser, Tom	3	11	3.7	9t	0	
1961	Bishop, Don	8	172	21.5	57t	0	2
1962	Bishop, Don	6	134	22.3	44t	0	9
1963	Green, Cornell	7	211	30.1	55t	0	6
1964	* Renfro, Mel	3	110	15.7	39t	1	4
1965	Green, Cornell	3	49	16.3	31	0	27
	Livingston, Warren	3	5	1.7	45t	0	
	* Logan, Obert	3	5	1.7	3t	0	
1966	Green, Cornell	4	88	22.0	41t	1	21
1967	Green, Cornell	7	52	7.4	28t	0	7
	Renfro, Mel	7	38	5.4	30t	0	
1968	Howley, Chuck	6	115	19.2	58t	1	11
1969	Renfro, Mel	10	118	11.8	41t	0	1
1970	* Waters, Charlie	5	45	9.0	20t	0	16/9
1971	Adderley, Herb	6	182	30.3	46t	0	9/4
1972	Waters, Charlie	6	132	22.0	56t	1	7/3
1973	Jordan, Lee Roy	3	78	13.0	31t	1	4/2
1974	Harris, Cliff	8	8	2.7	8t	0	42/20
1975	Jordan, Lee Roy	6	80	13.3	38t	0	7/4
1976	Washington, Mark	4	49	12.3	22t	0	24/11
1977	Harris, Cliff	5	7	1.4	7t	0	16/7
	Barnes, Benny	5	72	14.4	38t	0	25/14
1979	Hughes, Randy	2	91	45.5	68t	0	93/45
	Harris, Cliff	2	35	17.5	20t	0	
	Barnes, Benny	2	20	10.0	11t	0	
	Lewis, D.D.	2	8	4.0	5t	0	
	Kyle, Aaron	2	0	0.0	0t	0	
1980	Thurman, Dennis	5	114	22.8	78t	1	24/10
	Waters, Charlie	5	78	15.6	29t	0	
1981	* Walls, Everson	11	133	12.1	33t	0	1/1
1982	Walls, Everson	7	61	8.7	37t	0	1/1
1983	Thurman, Dennis	6	49	8.2	34t	0	15/8
1984	Downs, Michael	7	126	18.0	27t	1	4/2
1985	Walls, Everson	9	31	3.4	19t	0	1/1
1986	Downs, Michael	6	54	9.0	31t	0	11/7
1987	Walls, Everson	5	38	7.6	30t	0	7/4
1988	Williams, Robert	5	18	9.0	12t	0	81/47
	Downs, Michael	5	3	1.5	3t	0	
	Walls, Everson	5	0	0.0	0t	0	
1989	Lockhart, Eugene	3	14	7.0	12t	0	81/41
1990	Holt, Issiac	3	72	24.0	64t	1	33/17
	Washington, James	3	24	8.0	13t	0	
1991	Holt, Issiac	4	2	0.5	2t	0	23/13
1992	Washington, James	3	31	10.3	16t	0	43/20
	Gant, Kenneth	3	19	6.3	11t	0	
1993	Smith, Kevin	6	56	9.3	32t	1	7/2
1994	Woodson, Darren	5	140	28.0	94t	1	10/5
	Washington, James	5	43	8.6	25t	0	
1995	Brown, Larry	5	124	20.7	65t	2	5/4
	Marion, Brock	5	42	6.7	32t	1	
1996	Smith, Kevin	5	45	9.0	24t	0	11/6
	Woodson, Darren	5	43	8.6	21t	0	
1997	Sanders, Deion	2	81	40.5	50t	1	51/34
	* Stoutmire, Omar	2	8	4.0	8t	0	
1998	Sanders, Deion	5	153	30.6	71t	1	14/5
1999	Coakley, Dexter	4	119	29.8	46t	1	25/12
2000	Sparks, Phillip	5	59	11.8	43t	0	17/9
2001	Woodson, Darren	5	11	3.7	6t	0	35/21
2002	* Williams, Roy	5	90	18.0	85t	2	10/4
	Ross, Derek	5	17	3.4	12t	0	
2003	* Newman, Terence	4	23	5.8	25t	0	21/10
2004	Newman, Terence	4	31	7.8	21t	0	21/10
2005	Glenn, Aaron	4	10	2.5	10t	0	19/9

* Rookie

INTERCEPTIONS, CONT.

Year	Player	No.	Yards	Avg.	Long	TD	NFL/NFC Rank
2006	Williams, Roy	5	33	6.6	27f	0	10f/4t
2007	Henry, Anthony	6	81	13.5	28t	1	5t/3
2008	Newman, Terence	4	2	0.5	2t	0	14t/7t
2009	Jenkins, Mike	5	0	0.0	0t	0	12t/8t
2010	Sensabaugh, Gerald	5	26	5.2	10t	0	
	Newman, Terence	5	16	3.2	30t	0	10t/5t
2011	Lee, Sean	4	87	21.8	37f	1	
	Newman, Terence	4	80	20.0	43t	0	12t/8t
2012	Carr, Brandon	4	120	40.0	47f	1	29t/17t
2013	Lee, Sean	4	174	43.5	74f	1	11t/8t
2014	Carter, Bruce	5	72	14.4	35t	1	3t/2t
2015	Heath, Jeff	2	19	9.5	19	0	48t/23t

TACKLES

Year	Player	No	Asst	Total	Year	Player	No	Asst	Total
1977	Breunig, Bob	73	57	130	1997	Marion, Brock	92	66	158
1978	Breunig, Bob	71	64	135	1998	Woodson, Darren	74	62	136
1979	Breunig, Bob	81	86	167	1999	Godfrey, Randall	95	48	143
1980	Breunig, Bob	69	60	129	2000	Hambrick, Darren	78	76	154
1981	Breunig, Bob	63	51	114	2001	Nguyen, Dat	104	68	172
1982	Downs, Michael	49	21	70	2002	Coakley, Dexter	99	74	173
1983	Breunig, Bob	69	57	126	2003	Nguyen, Dat	93	47	140
1984	Downs, Michael	96	40	136	2004	Nguyen, Dat	93	42	135
1985	Lockhart, Eugene	69	59	128	2005	James, Bradie	72	37	109
1986	Lockhart, Eugene	77	44	121	2006	James, Bradie	67	65	132
1987	Downs, Michael	58	28	86	2007	James, Bradie	80	50	130
1988	Bates, Bill	85	39	124	2008	James, Bradie	85	117	202
1989	Lockhart, Eugene	154	68	222	2009	James, Bradie	86	92	181
1990	Lockhart, Eugene	72	67	139	2010	James, Bradie	86	77	163
1991	Del Rio, Jack	77	53	130	2011	Lee, Sean	91	40	131
1992	Norton, Ken	64	56	120	2012	Spencer, Anthony	78	28	106
1993	Norton, Ken	93	66	159	2013	Church, Barry	100	47	147
1994	Jones, Robert	83	79	162	2014	Church, Barry	75	35	110
1995	Woodson, Darren	90	54	144	2015	Lee, Sean	109	47	156
1996	Strickland, Fred	87	66	153					

Tackles based on coaches film since 1977

SACKS

Year	Player	Sacks	Year	Player	Sacks
1960	Gonzaga, John	2.0	1989	Jeffcoat, Jim	11.5
1961	Borden, Nate	3.0	1990	Stubbs, Daniel	7.5
	Howley, Chuck	3.0		* Jones, Jimmie	7.5
	Lilly, Bob	3.0	1991	Tolbert, Tony	7.0
1962	Lilly, Bob	10.0	1992	Jeffcoat, Jim	10.5
1963	Lilly, Bob	5.0	1993	Tolbert, Tony	7.5
1964	Andrie, George	12.5	1994	Haley, Charles	12.5
1965	Andrie, George	14.5	1995	Haley, Charles	10.5
1966	Andrie, George	18.5	1996	Tolbert, Tony	12.0
1967	Andrie, George	11.5	1997	Carver, Sharnte	6.0
1968	Pugh, Jethro	15.5	1998	Pittman, Kavika	6.0
1969	Pugh, Jethro	13.5	1999	Ellis, Greg	7.5
1970	Pugh, Jethro	13.5	2000	Ekuban, Ebenezer	6.5
1971	Pugh, Jethro	13.0	2001	Ellis, Greg	6.0
1972	Pugh, Jethro	7.5	2002	Ellis, Greg	7.5
1973	Toomay, Pat	10.5	2003	Ellis, Greg	8.0
1974	Martin, Harvey	7.5	2004	Ellis, Greg	9.0
1975	Martin, Harvey	9.5	2005	Ellis, Greg	8.0
1976	Martin, Harvey	14.5		* Ware, DeMarcus	8.0
1977	Martin, Harvey	23.0	2006	Ware, DeMarcus	11.5
1978	White, Randy	16.0	2007	Ware, DeMarcus	14.0
1979	Martin, Harvey	8.5	2008	Ware, DeMarcus	20.0
1980	Martin, Harvey	12.0	2009	Ware, DeMarcus	11.0
1981	Jones, Ed	9.5	2010	Ware, DeMarcus	15.5
1982	Martin, Harvey	8.0	2011	Ware, DeMarcus	19.5
1983	White, Randy	12.5	2012	Ware, DeMarcus	11.5
1984	White, Randy	12.5	2013	Hatcher, Jason	11.0
1985	Jones, Ed	13.0	2014	Mincey, Jeremy	6.0
1986	Jeffcoat, Jeff	14.0	2015	Lawrence, DeMarcus	8.0
1987	Jones, Ed	10.0			
1988	Cobb, Reggie	7.5			
	Noonan, Danny	7.5			

Sacks did not become an official stat until 1982

SPECIAL TEAMS TACKLES

Year	Player	No	Asst	Total	Year	Player	No	Asst	Total
1988	Jax, Garth	13	11	24	2002	Mackey, Louis	10	8	18
1989	Bates, Bill	14	5	19	2003	Dixon, Tony	11	9	20
1990	Bates, Bill	15	8	23	2004	James, Bradie	6	18	24
1991	Gant, Kenneth	18	7	25	2005	Davis, Keith	12	4	16
1992	* Woodson, Darren	14	5	19	2006	Fowler, Ryan	10	14	24
1993	Bates, Bill	9	16	25	2007	Watkins, Patrick	14	11	25
1994	Brownlow, Darrick	18	9	27	2008	Davis, Keith	14	6	20
1995	* Lang, David	17	13	30	2009	Hurd, Sam	17	2	19
1996	Schwartz	24	8	32	2010	* McCray, Danny	25	3	28
1997	Williams, Charlie	16	10	26	2011	McCray, Danny	13	6	19
1998	Reese, Izell	12	9	21	2012	Frampton, Eric	18	3	21
1999	* Nguyen, Dat	11	7	18	2013	* Heath, Jeff	11	2	13
2000	Reese, Izell	12	10	22	2014	Harris, Dwayne	11	7	18
2001	* Bell, Jason	15	6	21	2015	Heath, Jeff	6	3	9

* Rookie

Cowboys Individual Records

1960 — 12 games; 1961-77 — 14 games; 1978-2015 — 16 games.

NOTE: The 1982 regular season was reduced to nine games
and the 1987 season to 15 games due to players' strikes.

The 16-game record (*) is listed in the top-three of all categories and is noted but may not necessarily be the third-place record.

SERVICE

Most Seasons

- 15 Ed Jones, 1974-78, 1980-89
- 15 Bill Bates, 1983-97
- 15 Mark Tuinei, 1983-97
- 14 Bob Lilly, 1961-74
- 14 Lee Roy Jordan, 1963-76
- 14 Mel Renfro, 1964-77
- 14 Jethro Pugh, 1965-78
- 14 Randy White, 1975-88
- 14 Tom Rafferty, 1976-89

Most Games Played

- 224 Ed Jones, 1974-78, 1980-89
- 217 Bill Bates, 1983-97
- 209 Randy White, 1975-88

Most Consecutive Games Played

- 203 Witten, Jason, 2003-15
- 196 Bob Lilly, 1961-74
- 176 Dale Hellestrae, 1990-2000

Most Games Started

- 203 Ed Jones, 1974-78, 1980-89
- 199 Emmitt Smith, 1990-2002
- 197 Jason Witten, 2003-15

Most Consecutive Games Started

- 154 Lee Roy Jordan, 1966-76
- 147 Jason Witten, 2003-15
- 145 Cornell Green, 1964-74

SCORING

Most Seasons Leading Team

- 9 Rafael Septien, 1978-86
- 5 Dan Bailey, 2011-15
- 4 Mike Clark, 1968-71

Most Consecutive Seasons Leading Team

- 9 Rafael Septien, 1978-86
- 5 Dan Bailey, 2011-15
- 4 Mike Clark, 1968-71
- 3 Roger Ruzek, 1987-89
- 3 Billy Cundiff, 2002-2004
- 3 Nick Folk, 2007-09

POINTS

Career

- 986 Emmitt Smith, 1990-2002 (164-td, 1-2pt)
- 874 Rafael Septien, 1978-86 (388-pat, 162-fg)
- 636 Dan Bailey, 2011-15 (204-pat, 144-fg)

Season

- 150 Emmitt Smith, 1995 (25-td)
- 135 Dan Bailey, 2011 (39-pat, 32 fg)
- 132 Emmitt Smith, 1994 (22-td)

Most Seasons, 100 or More Points

- 5 Dan Bailey, 2011-15
- 3 Rafael Septien, 1981, 1983-84
- 3 Emmitt Smith, 1992, 1994-95
- 3 Chris Boniol, 1994-96
- 2 Mike Clark, 1968-69
- 2 Richie Cunningham, 1997-98

Season, Rookie

- 135 Dan Bailey, 2011 (39-pat, 32 fg)
- 131 Nick Folk, 2007 (53-pat, 26-fg)
- 119 Lin Elliott, 1992 (47-pat, 24-fg)

Game

- 24 Dan Reeves, vs. Atlanta, 11/5/67 (4 TDs)
- 24 Bob Hayes, vs. Houston, 12/20/70 (4 TDs)
- 24 Calvin Hill, @ Buffalo, 9/19/71 (4 TDs)
- 24 Duane Thomas, vs. St. Louis, 12/18/71 (4 TDs)
- 24 Emmitt Smith, vs. Phoenix, 12/16/90 (4 TDs)
- 24 Emmitt Smith, @ N.Y. Giants, 9/4/95 (4 TDs)
- 24 Terrell Owens, vs. Washington, 11/18/07 (4 TDs)

Game, Opponent

- 24 Dick James, @ Washington, 12/17/61
- 24 Harold Jackson, @ Rams, 10/14/73
- 24 Sterling Sharpe, vs. Green Bay, 11/24/94

Most Consecutive Games Scoring

- 111 Rafael Septien, 1978-85
- 67 Dan Bailey, 2011-15
- 48 Chris Boniol, 1994-96

TOUCHDOWNS

Most Seasons Leading Team

- 11 Emmitt Smith, 1990-96, 1998-2001
- 7 Tony Dorsett, 1977-78, 1980, 1982-85
- 4 Bob Hayes, 1965, 1967-68, 1970
- 4 Herschel Walker, 1986-89

Most Consecutive Seasons Leading Team

- 7 Emmitt Smith, 1990-96
- 4 Tony Dorsett, 1982-85
- 4 Herschel Walker, 1986-89
- 4 Emmitt Smith, 1998-2001

Career

- 164 Emmitt Smith, 1990-2002 (153-r, 11-p)
- 86 Tony Dorsett, 1977-87 (72-r, 13-p, 1-ret.)
- 76 Bob Hayes, 1965-74 (2-r, 71-p, 3-ret.)

Season

- 25 Emmitt Smith, 1995 (25-r)
- 22 Emmitt Smith, 1994 (21-r, 1-p)
- 19 Emmitt Smith, 1992 (18-r, 1p)

Season, Rookie

- 13 Bob Hayes, 1965 (1-r, 12-p)
- 13 Tony Dorsett, 1977 (12-r, 1-p)
- 11 Emmitt Smith, 1990 (11-r*)

Game

- 4 Dan Reeves, vs. Atlanta, 11/5/67 (2-r, 2-p)
- 4 Bob Hayes, vs. Houston, 12/20/70 (4-p)
- 4 Calvin Hill, @ Buffalo, 9/19/71 (4-r)
- 4 Duane Thomas, vs. St. Louis, 12/18/71 (3-r, 1-p)
- 4 Emmitt Smith, vs. Phoenix, 12/16/90 (4-r)
- 4 Emmitt Smith, @ N.Y. Giants, 9/4/95 (4-r)
- 4 Terrell Owens, vs. Washington, 11/18/07 (4-p)

Game, Opponent

- 4 Dick James, @ Wash., 12/17/61 (3-r, 1-p)
- 4 Harold Jackson, @ Rams, 10/14/73 (4-p)
- 4 Sterling Sharpe, vs. Green Bay, 11/24/94 (4-p)

Most Consecutive Games Scoring Touchdown

- 11 Emmitt Smith, 1994-95
- 11 Emmitt Smith, 1995
- 9 Emmitt Smith, 1993-94
- 9 Emmitt Smith, 1998-99

POINTS AFTER TOUCHDOWN

Most Attempted, Career

- 398 Rafael Septien, 1978-86
- 204 Dan Bailey, 2011-15
- 182 Mike Clark, 1968-71, 1973

Most Attempted, Season

- 60 Rafael Septien, 1980
- 59 Rafael Septien, 1983
- 56 Danny Villanueva, 1966
- 56 Dan Bailey, 2014

Most Attempted, Game

- 8 Danny Villanueva, vs. Philadelphia, 10/19/66
- 8 Mike Clark, vs. Detroit, 9/15/68
- 8 Rafael Septien, vs. San Francisco, 10/12/80

Most Attempted, Game, Opponent

- 7 Gerry Perry, @ St. Louis, 12/9/62
- 7 David Akers, vs. Philadelphia, 11/15/04
- 7 Garrett Hartley, @ New Orleans, 11/10/13
- 6 11 times, last by Matt Prater, vs. Denver, 10/6/13

Most Made, Career

- 388 Rafael Septien, 1978-86
- 204 Dan Bailey, 2011-15
- 180 Mike Clark, 1968-71, 1973

Most Made, Season

- 59 Rafael Septien, 1980
- 57 Rafael Septien, 1983
- 56 Danny Villanueva, 1966
- 56 Dan Bailey, 2014

Most Made, Game

- 8 Rafael Septien, vs. San Francisco, 10/12/80
- 8 Mike Clark, vs. Detroit, 9/15/68
- 8 Danny Villanueva, vs. Philadelphia, 10/19/66

Most Made, Game, Opponent

- 7 Gerry Perry, @ St. Louis, 12/9/62
- 7 David Akers, vs. Philadelphia, 11/15/04
- 7 Garrett Hartley, @ New Orleans, 11/10/13
- 6 13 times, last by Matt Prater, vs. Denver, 10/6/13

Most Consecutive Made

204	Dan Bailey 2011-15
131	Nick Folk, 2007-09
100	Danny Villanueva, 1965-67

Highest Percentage Made, Career (200 made)

100.0	Dan Bailey, 2011-15 (204-204)
97.5	Rafael Septien, 1979-86 (388-398)

Most Made, No Misses, Season

56	Danny Villanueva, 1966
56	Dan Bailey, 2014
54	Mike Clark, 1968
53	Nick Folk, 2007

FIELD GOALS**Most Attempted, Career**

226	Rafael Septien, 1978-88
159	Dan Bailey, 2011-15
119	Mike Clark, 1968-71, 1973

Most Attempted, Season

39	Ken Willis, 1991
37	Richie Cunningham, 1997
37	Dan Bailey, 2011
36	Toni Fritsch, 1972
36	Mike Clark, 1969
36	Chris Boniol, 1996

Most Attempted, Game

8	Billy Cundiff, @ N.Y. Giants, 9/15/03
7	Mike Clark, @ Chicago, 11/24/68
7	Chris Boniol, vs. Green Bay, 11/18/96

Most Attempted, Opponent, Game

7	Sam Baker, @ Philadelphia, 12/5/65
6	Tommy Davis, vs. San Francisco, 11/20/60
6	Chester Marcol, @ Green Bay, 10/1/72
6	Bill Gramatica, @ Arizona, 10/13/02
6	Matt Bryant, @ Atlanta, 11/4/12

Most Made, Career

162	Rafael Septien, 1978-88
144	Dan Bailey, 2011-15
81	Chris Boniol, 1994-96

Most Made, Season

34	Richie Cunningham, 1997
32	Chris Boniol, 1996
32	Dan Bailey, 2011
30	Dan Bailey, 2013, 15

Most Made, Season, Rookie

32	Dan Bailey, 2011
26	Nick Folk, 2007
25	Tim Seder, 2000

Most Made, Game

7	Chris Boniol, vs. Green Bay, 11/18/96
7	Billy Cundiff, @ N.Y. Giants, 9/15/03
6	Dan Bailey, vs. Washington, 9/26/11

Most Made, Opponent, Game

5	Morten Andersen, vs. Atlanta, 10/20/96
5	David Akers, vs. Philadelphia, 11/18/01
5	Lawrence Tynes, vs. N.Y. Giants, 10/28/12

Most Made, No Misses, Game

7	Chris Boniol, vs. Green Bay, 11/18/96
6	Dan Bailey, vs. Washington, 9/26/11
5	Roger Ruzek, @ Rams, 12/21/87
5	Eddie Murray, vs. Green Bay, 10/3/93
5	Chris Boniol, vs. N.Y. Giants, 12/17/95
5	Richie Cunningham, vs. Philadelphia, 9/15/97
5	Dan Bailey, vs. Green Bay, 12/15/13

Most Made, One Half

5	Chris Boniol, vs. Green Bay, 11/18/96
5	Billy Cundiff, @ N.Y. Giants, 9/15/03
4	Roger Ruzek, vs. N.Y. Giants, 11/2/87
4	Richie Cunningham, @ Arizona, 9/7/97
4	Dan Bailey, vs. Green Bay, 12/15/13

Most Made, One Quarter

4	Roger Ruzek, vs. N.Y. Giants, 11/2/87
---	---------------------------------------

Most Consecutive Field Goals Made

30	Dan Bailey, 2013-14
27	Chris Boniol, 1996
26	Chris Boniol, 1995-96
26	Dan Bailey, 2011

Most Consecutive Games Made

17	Dan Bailey, 2013-14
14	Dan Bailey, 2012
12	Richie Cunningham, 1997
11	Lin Elliott, 1992-93
11	Chris Boniol, 1995-96

Longest Field Goal

56	Billy Cundiff, vs. Detroit, 11/20/05
56	Dan Bailey, @ Seattle, 10/12/14
54	Toni Fritsch, @ N.Y. Giants, 9/24/72
54	Ken Willis, @ Cleveland, 9/1/91
54	Richie Cunningham, @ Denver, 9/13/98
54	Dan Bailey, @ Washington, 12/7/15

Longest Field Goal, Opponent

59	Tony Franklin, vs. Philadelphia, 11/12/79
57	Mason Crosby, vs. Green Bay, 12/15/13
57	Stephen Gostkowski, vs. New England, 10/11/15

55	Fred Steinfort, @ Denver, 9/14/80
55	Chip Lohmiller, @ Washington, 9/23/90
55	Josh Brown, @ Seattle, 10/23/05
55	David Akers, @ San Francisco, 9/18/11

Most Made, 50 or More Yards, Career

21	Dan Bailey, 2011-15
8	Rafael Septien, 1978-86
5	Nick Folk, 2007-09

Most Made, 50 or More Yards, Season

6	Dan Bailey, 2013
5	Dan Bailey, 2014, 2015
4	Ken Willis, 1991
4	David Buehler, 2010

Most Made, 50 or More Yards, Game

2	Dan Bailey, @ Kansas City, 9/15/13
2	Dan Bailey, @ Detroit, 10/27/13
2	Dan Bailey, vs. Green Bay, 12/15/13
2	Eddie Murray, @ Minnesota, 12/12/93

Highest Field Goal Percentage, Career (100 made)

90.6	Dan Bailey, 2011-15 (144-159)
71.7	Rafael Septien, 1978-86 (226-162)

Highest Field Goal Percentage, Season (Qualifiers)

96.4	Chris Boniol, 1995 (27-28)
93.8	Dan Bailey, 2015 (30-32)
93.5	Dan Bailey, 2012 (29-31)

Highest Field Goal Percentage, Season, Rookie (Qualifiers)

86.5	Dan Bailey, 2011 (32-37)
83.9	Nick Folk, 2007 (26-31)
75.9	Chris Boniol, 1994 (22-29)

SAFETIES**Most, Career**

2	Jethro Pugh, 1965-78
2	Benny Barnes, 1972-82
2	Harvey Martin, 1973-83

Most, Season

2	Benny Barnes, 1973
---	--------------------

Most, Game

1	Many times, last by J.J. Wilcox, vs. Washington, 1/3/16
---	---

RUSHING**Most Seasons Leading Team**

13	Emmitt Smith, 1990-2002
10	Tony Dorsett, 1977-86
7	Don Perkins, 1961-65, 1967-68

Most Consecutive Seasons Leading Team

13	Emmitt Smith, 1990-2002
10	Tony Dorsett, 1977-86
5	Don Perkins, 1961-65

Most Consecutive Games Leading Team

41	Emmitt Smith, 1994-96
32	Emmitt Smith, 1990-92
26	Herschel Walker, 1987-88

ATTEMPTS**Career**

4,052	Emmitt Smith, 1990-2002
2,755	Tony Dorsett, 1977-87
1,500	Don Perkins, 1961-68

Season

392	DeMarco Murray, 2014
377	Emmitt Smith, 1995
373	Emmitt Smith, 1992

Season, Rookie

241	Emmitt Smith, 1990
208	Tony Dorsett, 1977
204	Calvin Hill, 1969

Game

35	Emmitt Smith, vs. N.Y. Giants, 11/7/94
34	Emmitt Smith, @ Washington, 11/24/91
34	Julius Jones, @ Carolina, 12/24/05
33	Troy Hambrick, @ Washington, 12/14/03
33	Julius Jones, vs. Chicago, 11/25/04

Game Opponent

40	Barry Sanders, vs. Detroit, 9/19/94
38	Walter Payton, vs. Chicago, 11/26/81
36	Charlie Garner, vs. San Francisco, 9/24/00

YARDS GAINED**Career**

17,162	Emmitt Smith, 1990-2002
12,036	Tony Dorsett, 1977-87
6,217	Don Perkins, 1961-68

Season

1,845	DeMarco Murray, 2014*
1,773	Emmitt Smith, 1995
1,713	Emmitt Smith, 1992

Season, Rookie

1,007	Tony Dorsett, 1977
942	Calvin Hill, 1969
937	Emmitt Smith, 1990

Game

253 DeMarco Murray, vs. St. Louis, 10/23/11
 237 Emmitt Smith, @ Philadelphia, 10/31/93
 206 Tony Dorsett, vs. Philadelphia, 12/4/77

Game, Rookie

253 DeMarco Murray, vs. St. Louis, 10/23/11
 206 Tony Dorsett, vs. Philadelphia, 12/4/77
 198 Julius Jones, @ Seattle, 12/6/04

Game, Opponent

232 Jim Brown, vs. Cleveland, 9/22/63
 210 Warrick Dunn, @ Tampa Bay, 12/3/00
 206 Greg Bell, @ Buffalo, 11/18/84

Longest Run (All TDs)

99 Tony Dorsett, @ Minnesota, 1/3/83
 91 DeMarco Murray, vs. St. Louis, 10/23/11
 84 Herschel Walker, vs. Philadelphia, 12/14/86
 84 Tony Dorsett, vs. Philadelphia, 12/4/77

Longest Run, Opponent (All TDs)

90 Ahman Green, @ Green Bay, 10/24/04
 85 Greg Bell, @ Buffalo, 11/18/84
 82 Le'Ron McClain, vs. Baltimore, 12/20/08

Most Seasons, 1,000 or More Yards

11 Emmitt Smith, 1991-2001
 8 Tony Dorsett, 1977-81, 1983-85
 2 Calvin Hill, 1972-73
 2 DeMarco Murray, 2013-14

Most Consecutive Seasons, 1,000 or More Yards

11 Emmitt Smith, 1991-2001
 5 Tony Dorsett, 1977-81
 3 Tony Dorsett, 1983-85

Most Games, 100 or More Yards, Career

76 Emmitt Smith, 1990-2002
 43 Tony Dorsett, 1977-87
 19 DeMarco Murray, 2011-14

Most Games, 100 or More Yards, Season

12 DeMarco Murray, 2014*
 11 Emmitt Smith, 1995
 9 Tony Dorsett, 1981
 9 Emmitt Smith, 1999

Most Consecutive Games, 100 or More Yards

8 DeMarco Murray, 2014*
 4 Tony Dorsett, 1979
 4 Emmitt Smith, 1995
 4 Emmitt Smith, 1995

AVERAGE GAIN

Career (750 att.)
 4.85 DeMarco Murray, 2011-14 (934-4,526)
 4.37 Tony Dorsett, 1977-87 (2,755-12,036)
 4.32 Walt Garrison, 1966-74 (899-3,886)

Season (Qualifiers)

5.91 Felix Jones, 2009 (116-658)
 5.57 Amos Marsh, 1962 (144-802)
 5.47 DeMarco Murray*, 2011 (164-897)
 5.32 Duane Thomas, 1970 (151-803)

Game (10 att.)

12.1 Walt Garrison, vs. Washington, 12/9/72 (10-121)
 11.6 Julius Jones, vs. New Orleans, 12/10/06 (10-116)
 10.9 Amos Marsh, @ Washington, 11/4/62 (10-109)

TOUCHDOWNS**Most Seasons Leading Team**

13 Emmitt Smith, 1990-2002
 7 Tony Dorsett, 1977, 1979-80, 1982-85
 6 Don Perkins, 1961-64, 1966-67

Most Consecutive Seasons Leading Team

13 Emmitt Smith, 1990-2002
 6 Marion Barber, 2005-10
 4 Don Perkins, 1961-64
 4 Tony Dorsett, 1982-85
 4 Herschel Walker, 1986-89
 4 DeMarco Murray, 2011-14

Career

153 Emmitt Smith, 1990-2002
 72 Tony Dorsett, 1977-87
 47 Marion Barber, 2005-10

Season

25 Emmitt Smith, 1995
 21 Emmitt Smith, 1994
 18 Emmitt Smith, 1992

Season, Rookie

12 Tony Dorsett, 1977
 11 Emmitt Smith, 1990
 8 Calvin Hill, 1969

Game

4 Calvin Hill, @ Buffalo, 9/19/71
 4 Emmitt Smith, vs. Phoenix, 12/16/90
 4 Emmitt Smith, @ N.Y. Giants, 9/4/95

Game, Opponent

3 Jim Taylor, @ Green Bay, 11/13/60
 3 Dick James, vs. Washington, 12/17/61
 3 Cleveland Gary, @ Rams, 11/18/90
 3 Terry Allen, @ Washington, 12/22/96
 3 Terrell Davis, @ Denver, 9/13/98
 3 Larry Johnson, vs. Kansas City, 12/11/05
 3 Steven Jackson, @ St. Louis, 10/19/08
 3 Alfred Morris, @ Washington, 12/30/12
 3 Devonta Freeman, vs. Atlanta, 9/27/15

Most Consecutive Games Rushing for Touchdown

11 Emmitt Smith, 1994-95
 11 Emmitt Smith, 1995
 7 Emmitt Smith, 1994

PASSING**Most Seasons Leading Team**

12 Troy Aikman, 1989-2000
 8 Roger Staubach, 1971, 1973-79
 8 Tony Romo (2006-09, 2011-14)
 7 Danny White, 1980-85, 1987

Most Consecutive Seasons Leading Team

12 Troy Aikman, 1989-2000
 7 Roger Staubach, 1973-79
 6 Don Meredith, 1963-68
 6 Danny White, 1980-85

RATING**Highest, Career (1,500 att.)**

97.07 Tony Romo, 2003-15
 83.42 Roger Staubach, 1969-79
 81.71 Danny White, 1976-88
 81.62 Troy Aikman, 1989-2000

Highest, Season (Qualifiers)

113.2 Tony Romo, 2014
 104.8 Roger Staubach, 1971
 102.5 Tony Romo, 2011

Highest, Rookie, Season (Qualifiers)

66.3 Chad Hutchinson, 2002
 55.7 Troy Aikman, 1989

ATTEMPTS**Career**

4,715 Troy Aikman, 1989-2000
 4,331 Tony Romo, 2003-15
 2,958 Roger Staubach, 1969-79

Season

648 Tony Romo, 2012
 550 Tony Romo, 2009
 535 Tony Romo, 2013

Season, Rookie

293 Troy Aikman, 1989
 250 Chad Hutchinson, 2002
 219 Steve Walsh, 1989

Game

62 Tony Romo, vs. N.Y. Giants, 10/28/12
 62 Tony Romo, vs. Washington, 11/22/12
 57 Troy Aikman, vs. Minnesota, 11/26/98
 55 Tony Romo, @ N.Y. Giants, 12/6/09

Game, Opponent

56 Warren Moon, @ Houston, 11/10/91
 56 Jake Plummer, @ Arizona, 11/15/98
 55 Jeff Garcia, vs. San Francisco, 12/8/02
 55 Jason Campbell, vs. Washington, 11/18/07
 54 Neil Lomax, vs. St. Louis, 12/27/87
 54 Mark Rypien, vs. Washington, 11/22/90

COMPLETIONS**Career**

2,898 Troy Aikman, 1989-2000
 2,826 Tony Romo, 2003-15
 1,761 Danny White, 1976-88

Season

425 Tony Romo, 2012
 347 Tony Romo, 2009
 346 Tony Romo, 2011

Season, Rookie

155 Troy Aikman, 1989
 127 Chad Hutchinson, 2002
 110 Steve Walsh, 1989

Game

41 Tony Romo, @ N.Y. Giants, 12/6/09
 37 Tony Romo, vs. Washington, 11/22/12
 36 Tony Romo, vs. N.Y. Giants, 10/28/12
 36 Tony Romo, vs. N.Y. Giants, 9/8/13
 36 Tony Romo, vs. N.Y. Giants, 9/13/15

Game, Opponent

41 Warren Moon, @ Houston, 11/10/91
 37 Drew Brees, vs. New Orleans, 12/23/12
 36 Jeff Garcia, vs. San Francisco, 12/8/02
 36 Peyton Manning, @ Indianapolis, 12/5/10

Consecutive Passes Completed

21 Brandon Weeden, vs. Atlanta (9), 9/13/15, @ Philadelphia (7), 9/20/15, vs. Indianapolis (1), 12/21/14, at Jacksonville (1), 11/9/14, vs. Arizona (3), 11/21/14
 17 Tony Romo, vs. Philadelphia (12), 12/2/12, @ Cincinnati (5), 12/9/12
 16 Tony Romo, vs. Indianapolis, 12/21/14

COMPLETION PERCENTAGE

Career (1,500 att.)

65.3	Tony Romo 2003-15 (4,331-2,826)
61.5	Troy Aikman, 1989-2000 (4,715-2,898)
59.7	Danny White, 1976-88 (2,950-1,761)

Season (Qualifiers)

69.9	Tony Romo, 2014 (435-304)
69.1	Troy Aikman, 1993 (392-271)
66.3	Tony Romo, 2011 (552-346)

Season, Rookie (Qualifiers)

52.9	Troy Aikman, 1989 (293-155)
50.8	Chad Hutchinson, 2002 (250-127)

Game (20 attempts)

90.0	Tony Romo vs. Indianapolis, 12/21/14 (20-18)
88.5	Tony Romo vs. Buffalo, 11/13/11 (26-23)
87.5	Danny White, @ Philadelphia, 11/6/83 (24-21)

YARDS GAINED

Career

34,154	Tony Romo, 2003-15
32,942	Troy Aikman, 1989-2000
22,700	Roger Staubach, 1969-79

Season

4,903	Tony Romo, 2012
4,483	Tony Romo, 2009
4,211	Tony Romo, 2007

Season, Rookie

1,749	Troy Aikman, 1989
1,555	Chad Hutchinson, 2002
1,371	Steve Walsh, 1989

Game

506	Tony Romo, vs. Denver, 10/6/13
460	Don Meredith, @ San Francisco, 11/10/63
455	Troy Aikman, vs. Minnesota, 11/26/98

Game, Rookie

379	Troy Aikman, @ Phoenix, 11/12/89
301	Chad Hutchinson, @ Jacksonville, 11/24/02
294	Steve Walsh, vs. San Francisco, 10/15/89

Game, Opponent

488	Matthew Stafford, @ Detroit, 10/27/13
466	Bill Wade, vs. Chicago, 11/18/62
465	Jake Plummer, @ Arizona, 11/15/98

Most Seasons, 3,000 or More Passing Yards

7	Tony Romo, 2007-09, 2011-14
5	Troy Aikman, 1992-93, 1995-97
4	Danny White, 1980-81, 1983, 1985

Most Games, 300 or More Passing Yards, Career

46	Tony Romo, 2003-15
13	Troy Aikman, 1989-2000
10	Danny White, 1976-88

Most Games, 300 or More Passing Yards, Season

9	Tony Romo, 2012
8	Tony Romo, 2009
7	Tony Romo, 2007

Most Consecutive Games, 300 or More Passing Yards

3	Tony Romo, 2007
3	Tony Romo, 2012
2	Don Meredith, 1963
2	Vinny Testaverde, 2004
2	Tony Romo, 2007, 2008 (2 times), 2009 (2 times), 2011, 2012 (2 times)

Longest Pass Completion (All TDs except as noted)

95	Don Meredith (to Hayes), vs. Wash., 11/13/66
91	Roger Staubach (to Dorsett), vs. Balt., 9/4/78
90	Troy Aikman (to Harper), @ San Francisco, 11/13/94 (no TD)

90	Troy Aikman (to Tucker), vs. N.Y. Giants, 1/2/00
----	--

Longest Pass Completion, Opponent (All TDs)

94	Norm Snead (to Rich Houston), @ N.Y. Giants, 9/24/72
89	Kerry Collins (to Andre Hastings), @ New Orleans, 12/6/98
89	Tim Rattay (to Brandon Lloyd), @ San Francisco, 9/25/05

AVERAGE GAIN

Career (1,500 att.)

7.89	Tony Romo, 2003-15 (4,331-34,154)
7.67	Roger Staubach, 1969-79 (1,685-22,700)
7.45	Don Meredith, 1960-68 (2,308-17,199)

Season (Qualifiers)

8.92	Roger Staubach, 1971 (211-1,882)
8.79	Craig Morton, 1970 (207-1,819)
8.67	Craig Morton, 1969 (302-2,619)
8.61	Tony Romo, 2006 (220-2,903)*

Game (20 att.)

15.15	Don Meredith, vs. Philadelphia, 10/9/66 (26-394)
14.92	Don Meredith, vs. N.Y. Giants, 9/18/66 (24-358)
14.86	Jon Kitna, @ N.Y. Giants, 11/14/10 (32-327)

TOUCHDOWNS

Career

247	Tony Romo, 2003-15
165	Troy Aikman, 1989-2000
155	Danny White, 1976-88

Season

36	Tony Romo, 2007
34	Tony Romo, 2014
31	Tony Romo, 2011, 13
29	Danny White, 1983

Season, Rookie

9	Troy Aikman, 1989
7	Chad Hutchinson, 2002
5	Steve Walsh, 1989
5	Quincy Carter, 2001

Game

5	Eddie LeBaron, @ Pittsburgh, 10/21/62
5	Don Meredith, vs. N.Y. Giants, 9/18/66
5	Don Meredith, vs. Philadelphia, 10/9/68
5	Don Meredith, vs. Philadelphia, 9/29/68
5	Craig Morton, vs. Philadelphia, 10/19/69
5	Craig Morton, vs. Houston, 12/20/70
5	Danny White, @ N.Y. Giants, 10/20/83
5	Troy Aikman, @ Washington, 9/12/99 (OT)
5	Tony Romo, vs. Tampa Bay, 11/23/06
5	Tony Romo, vs. Denver, 10/6/13

Game, Rookie

4	Troy Aikman, vs. Rams, 12/3/89
---	--------------------------------

Game, Opponent

6	Y.A. Tittle, @ N.Y. Giants, 12/16/62
6	Charley Johnson, @ St. Louis, 12/9/62
5	Sonny Jurgensen, @ Philadelphia, 11/26/61
5	Bill Nelsen, @ Cleveland, 11/2/69
5	Daunte Culpepper, @ Minnesota, 9/12/04
5	Drew Brees, vs. New Orleans, 12/10/06
5	Tom Brady, vs. New England, 10/14/07

Most Games, Four or More Touchdown Passes, Career

10	Tony Romo, 2003-14
8	Danny White, 1976-88
6	Don Meredith, 1960-68

Most Games, Four or More Touchdown Passes, Season

4	Tony Romo, 2007
3	Don Meredith, 1966
2	Danny White, 1980
2	Tony Romo, 2014

Most Consecutive Games, Four or More TD Passes

2	Tony Romo, @ N.Y. Giants, 11/11/07 and vs. Washington, 11/18/07
---	---

Most Consecutive Games, Touchdown Pass

38	Tony Romo, 2012-14
20	Tony Romo, 2009-11
17	Tony Romo, 2006-07

HAD INTERCEPTED

Career

141	Troy Aikman, 1989-2000
132	Danny White, 1976-88
117	Tony Romo, 2003-15

Season

25	Eddie LeBaron, 1960
25	Danny White, 1980*
23	Danny White, 1983

Game

5	Eddie LeBaron, vs. Philadelphia, 9/30/60
5	Eddie LeBaron, vs. St. Louis, 11/5/61
5	Danny White, @ N.Y. Giants, 11/9/80
5	Steve Pelluer, vs. Raiders, 11/9/86
5	Troy Aikman, @ N.Y. Giants, 10/15/00
5	Tony Romo, @ Buffalo, 10/8/07
5	Tony Romo, vs. Chicago, 10/1/12

Game, Opponent

6	Pete Liske, @ Philadelphia, 9/26/71
5	Five times, last by Dan Marino, vs. Miami, 11/25/99

Most Consecutive Passes Attempted, None Intercepted

216	Troy Aikman, 1999
184	Troy Aikman, 1995
174	Tony Romo, 2013

Most Attempts, No Interceptions, Game

57	Troy Aikman, vs. Minnesota, 11/26/98
55	Tony Romo, @ N.Y. Giants, 12/16/09
50	Vinny Testaverde, @ Minnesota, 9/12/04
50	Tony Romo, vs. Cleveland, 11/18/12

Most Attempts, No Interceptions, Game, Opponent

56	Warren Moon, @ Houston, 11/10/91
55	Jeff Garcia, vs. San Francisco, 12/8/02
53	Drew Brees, vs. New Orleans, 12/23/12

LOWEST PERCENTAGE PASSES INTERCEPTED

Career (1,500 att.)

2.70	Tony Romo, 2003-15 (4,331-117)
2.99	Troy Aikman, 1989-2000 (4,715-141)
3.70	Roger Staubach, 1969-79 (2,958-109)

Season (Qualifiers)

- 1.53 Troy Aikman, 1993 (392-6)
- 1.59 Troy Aikman, 1998 (315-5)
- 1.62 Troy Aikman, 1995 (432-7)

Season, Rookie (Qualifiers)

- 3.20 Chad Hutchinson, 2002 (250-8)
- 6.14 Troy Aikman, 1989 (293-18)

TIMES SACKED**Career**

- 311 Roger Staubach, 1969-79
- 259 Troy Aikman, 1989-2000
- 251 Don Meredith, 1960-68

Season

- 58 Don Meredith, 1964
- 49 Drew Bledsoe, 2005*
- 47 Steve Pelluer, 1986

Game

- 11 Steve Pelluer, @ San Deigo, 11/16/86
- 11 Troy Aikman, vs. Philadelphia, 9/15/91
- 9 Craig Morton, @ Green Bay, 10/24/65

Game, Opponent

- 12 Warren Moon, @ Houston, 9/29/85
- 11 Greg Landry, vs. Detroit, 10/6/75
- 11 David Norrie, @ N.Y. Jets, 10/4/87

Highest Attempts/Sack Ratio, Career (1,500 att.)

- 19.2 Troy Aikman, 1989-2000 (4,974-259)
- 17.46 Tony Romo, 2003-15 (4,331-248)
- 13.2 Danny White, 1976-88 (3,192-242)

Highest Attempts/Sack Ratio, Season (Qualifiers)

- 36.0 Troy Aikman, 1989 (324-9)
- 31.9 Troy Aikman, 1995 (446-14)
- 26.8 Troy Aikman, 1996 (483-18)

PASS RECEIVING**RECEPTIONS****Most Seasons Leading Team**

- 8 Michael Irvin, 1991-98
- 8 Jason Witten, 2004, 2007-12, 2015
- 5 Tony Hill, 1979-82, 1985

Most Consecutive Seasons Leading Team

- 8 Michael Irvin, 1991-98
- 6 Jason Witten, 2007-12
- 4 Drew Pearson, 1974-77
- 3 Lance Rentzel, 1967-69
- 3 Tony Hill, 1979-81

Most Consecutive Games Leading or Tied Team Lead

- 8 Michael Irvin, 1991-92
- 8 Raghib Ismail, 1999
- 7 Raghib Ismail, 2001
- 6 Lance Rentzel, 1968-69
- 6 Bob Hayes, 1966-67
- 6 Billy Howton, 1961-62

Career

- 1,020 Jason Witten, 2003-15
- 750 Michael Irvin, 1988-99
- 489 Drew Pearson, 1973-83

Season

- 111 Michael Irvin, 1995
- 110 Jason Witten, 2012
- 96 Jason Witten, 2007

Season, Rookie

- 46 Bob Hayes, 1965
- 45 Dez Bryant, 2010*
- 44 Antonio Bryant, 2002
- 44 Terrance Williams, 2013

Game

- 18 Jason Witten, vs. N.Y. Giants, 10/28/12
- 15 Jason Witten, @ Detroit, 12/9/07
- 14 Jason Witten, @ N.Y. Giants, 12/6/09

Game, Rookie

- 9 Dez Bryant, @ Green Bay, 11/7/10
- 8 Bob Hayes, vs. Philadelphia, 10/10/65
- 8 Jason Witten, vs. Miami, 11/27/03
- 8 Dez Bryant, @ Washington, 9/12/10

Game, Opponent

- 14 Marvin Harrison, @ Indianapolis, 11/17/02
- 14 Brian Westbrook, @ Philadelphia, 11/4/07
- 14 Calvin Johnson, @ Detroit, 10/27/13
- 13 Tiki Barber, vs. N.Y. Giants, 1/2/00

Most Consecutive Games, Pass Reception

- 119 Jason Witten, 2008-15
- 117 Michael Irvin, 1990-98
- 72 Tony Hill, 1981-86

Most Seasons 50 or More Pass Receptions

- 12 Jason Witten, 2004-15
- 8 Michael Irvin, 1991-98
- 4 Tony Hill, 1979-80, 1984-85
- 4 Jay Novacek, 1990-92, 1995
- 4 Emmitt Smith, 1992-95
- 4 Dez Bryant, 2011-14

YARDS**Most Seasons Leading Team**

- 8 Tony Hill, 1978-85
- 8 Michael Irvin, 1991-98
- 5 Bob Hayes, 1965-67, 1970-71

Most Consecutive Seasons Leading Team

- 8 Tony Hill, 1978-85
- 8 Michael Irvin, 1991-98
- 4 Frank Clarke, 1961-64
- 4 Drew Pearson, 1974-77

Career

- 11,904 Michael Irvin, 1988-99
- 11,215 Jason Witten, 2003-15
- 7,988 Tony Hill, 1977-86

Season

- 1,603 Michael Irvin, 1995
- 1,523 Michael Irvin, 1991
- 1,396 Michael Irvin, 1992

Season, Rookie

- 1,003 Bob Hayes, 1965
- 744 Mike Sherrard, 1986*
- 736 Terrance Williams, 2013

Game

- 250 Miles Austin, @ Kansas City, 10/11/09
- 246 Bob Hayes, @ Washington, 11/13/66
- 241 Frank Clarke, vs. Washington, 9/16/62

Game, Rookie

- 203 James Dixon, @ Phoenix, 11/12/89
- 177 Bob Hayes, vs. Philadelphia, 10/10/65
- 170 Antonio Bryant, @ Washington, 12/29/02

Game, Opponent

- 329 Calvin Johnson, @ Detroit, 10/27/13
- 238 Harold Jackson, @ Rams, 10/14/73
- 210 DeSean Jackson, vs. Philadelphia, 12/12/10

Longest Pass Reception (All TDs except as noted)

- 95 Bob Hayes (from Meredith), vs. Washington, 11/13/66
- 91 Tony Dorsett (from Staubach), vs. Balt., 9/4/78
- 90 Alvin Harper (from Aikman), @ San Francisco, 11/13/94 (No TD)
- 90 Jason Tucker (from Aikman), vs. N.Y. Giants, 1/2/00

Longest Pass Reception, Opponent (All TDs)

- 94 Rich Houston (from Norm Snead), @ N.Y. Giants, 9/24/72
- 91 DeSean Jackson (from Michael Vick), vs. Philadelphia, 12/12/10
- 89 Andre Hastings (from Kerry Collins), @ New Orleans, 12/6/98
- 89 Brandon Lloyd (from Tim Rattay), @ San Francisco, 9/25/05

Most Seasons 1,000 or More Yards Pass Receiving

- 7 Michael Irvin, 1991-95, 1997-98
- 4 Jason Witten, 2007, 2009-10, 2012
- 3 Terrell Owens, 2006-08
- 3 Dez Bryant, 2012-14

Most Games, 100 or More Yards Pass Receiving, Career

- 47 Michael Irvin, 1988-99
- 26 Tony Hill, 1977-86
- 21 Bob Hayes, 1965-75

Most Games, 100 or More Yards Pass Receiving, Season

- 11 Michael Irvin, 1995
- 7 Michael Irvin, 1991
- 6 Bob Hayes, 1967
- 6 Michael Irvin, 1992
- 6 Terrell Owens, 2007

Most Consecutive Games, 100 or More Yards Pass Receiving

- 7 Michael Irvin, 1995
- 4 Terrell Owens, 2007
- 3 Lance Rentzel, 1968-69
- 3 Michael Irvin, 1991
- 3 Michael Irvin, 1992
- 3 Michael Irvin, 1993
- 3 Michael Irvin, 1995

AVERAGE GAIN**Career (200 receptions)**

- 20.0 Bob Hayes, 1965-74 (365-7,295)
- 18.6 Frank Clarke, 1960-67 (281-5,214)
- 16.7 Tony Hill, 1977-86 (479-7,988)

Season (Qualifiers)

- 26.1 Bob Hayes, 1970 (34-889)
- 24.9 Alvin Harper, 1994 (33-821)*
- 24.0 Bob Hayes, 1971 (35-840)

Game (3 receptions)

- 45.3 Alvin Harper, @ San Fran., 11/13/94 (3-136)
- 44.3 Tony Hill, @ Washington, 9/5/83 (3-133)
- 42.0 Frank Clarke, @ N.Y. Giants, 10/20/63 (4-168)

TOUCHDOWNS

Career	
71	Bob Hayes, 1965-74
65	Michael Irvin, 1988-99
60	Jason Witten, 2003-15
Season	
16	Dez Bryant, 2014
15	Terrell Owens, 2007
14	Frank Clarke, 1962
13	Bob Hayes, 1966
13	Terrell Owens, 2006
13	Dez Bryant, 2013
Season, Rookie	
12	Bob Hayes, 1965
6	Antonio Bryant, 2002*
6	Dez Bryant, 2010*
5	Billy Joe Dupree, 1973
5	Mike Sherrard, 1986
5	Michael Irvin, 1988
5	Terrance Williams, 2013
Game	
4	Bob Hayes, vs. Houston, 12/20/70
4	Terrell Owens, vs. Washington, 11/18/07
3	15 times, last by Dez Bryant, at Philadelphia, 12/14/14
Game, Opponent	
4	Harold Jackson, @ Rams, 10/14/73
4	Sterling Sharpe, vs. Green Bay, 11/24/94
Most Consecutive Games, Touchdown	
7	Frank Clarke, 1961-62
7	Bob Hayes, 1965-66
7	Terrell Owens, 2007
7	Dez Bryant, 2012
6	Frank Clarke, 1963
6	Bob Hayes, 1966-67
6	Michael Irvin, 1995

RUSHING-RECEIVING

Most Seasons Leading Team	
13	Emmitt Smith, 1990-2002
9	Tony Dorsett, 1977-85
3	Calvin Hill, 1969, 1972-73
3	Herschel Walker, 1986-88
Most Consecutive Seasons Leading Team	
13	Emmitt Smith, 1990-2002
9	Tony Dorsett, 1977-85
3	Herschel Walker, 1986-88

ATTEMPTS

Career	
4,538	Emmitt Smith, 1990-2002 (ru-4,052, re-486)
3,137	Tony Dorsett, 1977-87 (ru-2,755, re-382)
1,646	Don Perkins, 1961-68 (ru-1,500, re-146)
Season	
449	DeMarco Murray, 2014 (ru-392, re-57)
439	Emmitt Smith, 1995 (ru-377, re-62)
432	Emmitt Smith, 1992 (ru-373, re-59)
Season, Rookie	
265	Emmitt Smith, 1990 (ru-241, re-24)
237	Tony Dorsett, 1977 (ru-208, re-29)
232	Don Perkins, 1961 (ru-200, re-32)
Game	
42	Emmitt Smith, @ N.Y. Giants, 1/2/94 (ru-32, re-10)
41	DeMarco Murray, @ Chicago, 12/4/14 (ru-32, re-9)
39	Emmitt Smith, @ G.B., 10/6/91 (ru-32, re-7)

YARDS

Career	
20,174	Emmitt Smith, 1990-2002 (ru-17,162, re-3,012)
15,468	Tony Dorsett, 1977-87 (ru-12,036, re-3,432)
11,909	Michael Irvin, 1988-97 (ru-5, re-11,904)
Season	
2,261	DeMarco Murray, 2014 (ru-1,845, re-416)
2,148	Emmitt Smith, 1995 (ru-1,773, re-375)
2,048	Emmitt Smith, 1992 (ru-1,713, re-335)
Season, Rookie	
1,280	Tony Dorsett, 1977 (ru-1,007, re-273)
1,174	Calvin Hill, 1969 (ru-942, re-232)
1,165	Emmitt Smith, 1990 (ru-937, re-228)*
Game	
292	Herschel Walker, vs. Philadelphia, 12/14/86 (ru-122, re-170)
254	Tony Dorsett, vs. Baltimore, 9/4/78 (ru-147, re-107)
253	DeMarco Murray, vs. St. Louis, 10/23/11 (ru-253)

PUNTING

PUNTS

Career	
612	Danny White, 1976-88
591	Mike Saxon, 1985-92
494	Mat McBriar, 2004-11
Season	
94	Toby Gowin, 2003
86	Mike Saxon, 1986
86	Toby Gowin, 1997
Season, Rookie	
86	Toby Gowin, 1997
81	Mike Saxon, 1985
68	Mitch Hoopes, 1975
Game	
11	Danny White, vs. Philadelphia, 9/23/84
10	Many times, last by Filip Filipovic, @ Detroit 11/3/02
Game, Opponent	
11	Danny Villanueva, @ Rams, 9/30/62
11	John James, @ Atlanta, 9/15/74
11	Marv Bateman, vs. Buffalo, 11/15/76
11	Rich Camarillo, vs. New England, 11/22/84
Longest Punt	
84	Ron Widby, @ New Orleans, 11/3/68
75	Billy Lothridge, vs. N.Y. Giants, 10/11/64
75	Sam Baker, vs. Rams, 9/30/62
75	Mat McBriar, vs. Houston, 10/15/06
Longest Punt, Opponent	
81	Tom McNeill, @ New Orleans, 9/28/69
80	Randall Cunningham, vs. Phila., 10/16/94
78	Jerry Norton, vs. St. Louis, 11/5/61
78	Bill Van Heusen, @ Denver, 12/2/73
AVERAGE GROSS YARDS	
Career (300 punts)	
45.3	Mat McBriar, 2004-11 (461-21,038)
41.7	Toby Gowin, 1997-99, 2003 (338-14,099)
41.5	Mike Saxon, 1985-92 (591-24,542)
Season (Qualifiers)	
48.2	Mat McBriar, 2006 (56-2,697)
47.9	Mat McBriar, 2010 (65-3,115)
47.1	Mat McBriar, 2007 (63-2,970)
Season, Rookie (Qualifiers)	
42.8	Micah Knorr, 2000 (58-2,485)
41.9	Mike Saxon, 1985 (81-3,396)
41.8	John Jett, 1993 (56-2,342)
41.8	Toby Gowin, 1997 (86-3,592)
Game (4 punts)	
56.8	Mat McBriar, vs. Houston, 10/15/06 (4-227)
55.3	Toby Gowin, vs. Chicago, 9/28/97 (6-332)
55.0	Chris Jones, vs. Tennessee, 9/14/14 (4-220)
Game, Opponent (4 punts)	
55.3	Donnie Jones, vs. St. Louis, 9/30/07 (8-442)
55.3	Andy Lee, @ San Francisco, 9/18/11 (6-332)
54.8	Shane Lechler, vs. Oakland, 11/26/09 (9-493)
AVERAGE NET YARDS	
Career (300 punts)	
38.1	Mat McBriar, 2004-11 (494-18,954)
35.5	Toby Gowin, 1997-99, 2003 (339-12,018)
34.8	Mike Saxon, 1985-92 (595-20,682)
Season (Qualifiers)	
42.5	Chris Jones, 2015 (69-2,935)
41.7	Mat McBriar, 2010 (65-2,750)
40.7	Sam Baker, 1962 (57-2,319)
Season, Rookie (Qualifiers)	
38.1	Billy Lothridge, 1964 (62-2,361)
37.7	John Jett, 1993 (56-2,113)*
36.2	Marv Bateman, 1972 (51-1,848)
Game (4 punts)	
50.6	Ron Widby, @ New Orleans, 11/3/68 (5-253)
50.5	Mat McBriar, vs. Minnesota, 10/21/07 (4-202)
49.2	John Jett, @ Atlanta, 11/21/93 (6-295)
Game, Opponent (4 punts)	
51.6	Steve Weatherford, @ N.Y. Giants, 11/24/13 (5-273)
51.0	Pat Studstill, vs. Rams, 11/25/71 (4-204)
50.0	Dave Jennings, vs. N.Y. Giants, 10/5/80 (5-250)
HAD BLOCKED	
Career	
5	Danny White, 1976-88
4	Mike Saxon, 1985-92
3	Micah Knorr, 2000-02
3	Mat McBriar, 2004-11
Season	
3	Micah Knorr, 2001
2	Marv Bateman, 1973
2	Danny White, 1976
2	Mike Saxon, 1989

Most Consecutive Punts, None Blocked

341	Danny White, 1978-83
299	Mat McBriar, 2004-08
253	John Jett, 1993-96

INSIDE 20**Career**

175	Mat McBriar, 2004-11
166	Mike Saxon, 1985-92
159	Danny White, 1976-88

Season

38	Mat McBriar, 2009
31	Toby Gowin, 1998
30	Chris Jones, 2013

Game

6	Chris Jones, @ Philadelphia, 10/20/13
5	Danny Villanueva, @ Cleveland, 10/17/65
5	Duane Carroll, vs. St. Louis, 11/3/74
5	Toby Gowin, @ Washington, 10/13/97
5	Toby Gowin, vs. Philadelphia, 12/12/99
5	Toby Gowin, vs. Buffalo, 11/9/03
5	Mat McBriar, @ Seattle, 10/23/05
5	Mat McBriar, vs. Carolina, 9/28/09
5	Mat McBriar, vs. Philadelphia, 12/24/11

Fewest Touchbacks in a Season (Qualifiers)

1	Chris Jones, 2015
2	Danny White, 1982
2	Chris Jones, 2014
3	Allen Green, 1961
3	Danny Villanueva, 1966
3	Marv Bateman, 1972
3	John Jett, 1993
3	Mat McBriar, 2008
3	Mat McBriar, 2009
3	Brian Moorman, 2012

PUNT RETURNS**Most Seasons Leading Team**

5	Bob Hayes, 1966-70
5	Kelvin Martin, 1987-88, 1991-92, 1996
3	Butch Johnson, 1976-78
3	Kevin Williams, 1993-95
3	Deion Sanders, 1997-99
3	Patrick Crayton, 2005, 2007, 2009
3	Dwayne Harris, 2012-14

Most Consecutive Seasons Leading Team

5	Bob Hayes, 1966-70
3	Butch Johnson, 1976-78
3	Kevin Williams, 1993-95
3	Deion Sanders, 1997-99
3	Dwayne Harris, 2012-14

RETURNS**Career**

179	Kelvin Martin, 1987-92, 1996
146	Butch Johnson, 1976-83
111	Patrick Crayton, 2004-09

Season

54	James Jones, 1980
54	Gary Allen, 1984
51	Butch Johnson, 1978

Season, Rookie

54	James Jones, 1980
45	Butch Johnson, 1976
36	Kevin Williams, 1993

Game

9	Butch Johnson, vs. Buffalo, 11/15/76
8	Ron Fellows, vs. Cleveland, 11/25/82
8	Dedric Ward, @ Washington, 9/27/04

Game, Opponent

8	Phil McConkey, vs. N.Y. Giants, 11/4/84
7	Phillip Epps, vs. Green Bay, 9/23/84
7	Irving Fryar, vs. New England, 11/22/84
7	Vai Sikahema, @ St. Louis, 9/13/87

FAIR CATCHES**Career**

69	Patrick Crayton, 2004-09
61	Kelvin Martin, 1987-92, 1996
42	Kevin Williams, 1993-96

Season

23	Patrick Crayton, 2009
20	Patrick Crayton, 2007
18	Golden Richards, 1973
18	Kelvin Martin, 1992

Game

5	Patrick Crayton, @ Washington, 12/27/09
4	Golden Richards, @ New England, 11/16/75
4	Golden Richards, @ Washington, 11/7/74
4	Kelvin Martin, vs. Philadelphia, 12/8/88
4	Patrick Crayton, vs. Kansas City, 12/11/05
4	Patrick Crayton, @ N.Y. Giants, 11/11/07
4	Patrick Crayton, vs. Philadelphia, 12/16/07
4	Patrick Crayton, @ N.Y. Giants, 12/6/09

Game, Opponent

5	Amani Toomer, N.Y. Giants, 9/8/96
5	Jimmy Williams, @ Seattle, 10/23/05
5	Chad Hall, vs. Philadelphia, 12/24/11
5	Damaris Johnson, @ Philadelphia, 10/20/13

YARDS GAINED**Career**

1,803	Kelvin Martin, 1987-92, 1996
1,313	Butch Johnson, 1976-83
1,184	Deion Sanders, 1995-99

Season

548	James Jones, 1980
532	Kelvin Martin, 1992
489	Butch Johnson, 1976

Season, Rookie

548	James Jones, 1980
489	Butch Johnson, 1976
418	Mel Renfro, 1964

Game

124	Kelvin Martin, @ Philadelphia, 12/15/91
122	Bob Hayes, vs. Pittsburgh, 12/8/68
117	Mel Renfro, vs. Green Bay, 11/29/64
117	Butch Johnson, vs. Buffalo, 11/15/76

Game, Opponent

139	Darrien Gordon, @ Atlanta, 11/11/01
123	Tiki Barber, @ N.Y. Giants, 10/18/99
111	Dante Hall, vs. St. Louis, 9/30/07

Longest Punt Return (All TDs)

98	Dennis Morgan, vs. St. Louis, 10/13/74
97	Bryan McCann, vs. Detroit, 11/21/10
93	Dez Bryant, vs. N.Y. Giants, 10/25/10

Longest Punt Return/Opponent (All TDs)

98	Terance Mathis, @ N.Y. Jets, 11/4/90
98	Damaris Johnson, vs. Philadelphia, 12/2/12
85	Tiki Barber, @ N.Y. Giants, 10/18/99
85	Dante Hall, vs. St. Louis, 9/30/07

AVERAGE YARDAGE**Career (75 returns)**

13.3	Deion Sanders, 1995-99 (89-1,184)
11.1	Bob Hayes, 1965-74 (104-1,158)
10.1	Kelvin Martin, 1987-92, 1996 (179-1,803)

Season (Qualifiers)

20.8	Bob Hayes, 1968 (15-312)
16.1	Dwayne Harris, 2012 (22-354)*
15.6	Deion Sanders, 1998 (24-375)

Season, Rookie (Qualifiers)

15.1	Dennis Morgan, 1974 (19-287)
13.1	Mel Renfro, 1964 (32-418)
13.4	Reggie Swinton, 2001 (31-414)*

Game (3 returns)

40.7	Bob Hayes, vs. Pittsburgh, 12/8/68 (3-122)
32.0	Kevin Williams, vs. Wash., 11/20/94 (3-96)
29.3	Mel Renfro, vs. Green Bay, 11/29/64 (4-117)

Game, Opponent (3 returns)

46.3	Darrien Gordon, @ Atlanta, 11/11/01 (3-139)
32.3	Brandon Banks, @ Washington, 11/20/11 (3-97)
31.7	Domenik Hixon, @ N.Y. Giants, 12/6/09

TOUCHDOWNS**Career**

4	Deion Sanders, 1995-99
3	Bob Hayes, 1965-74
3	Kelvin Martin, 1987-92, 1996
3	Kevin Williams, 1993-96

Season

2	Bob Hayes, 1968
2	Kelvin Martin, 1992*
2	Kevin Williams, 1993*
2	Deion Sanders, 1998*
2	Wane McGarity, 2000*
2	Patrick Crayton, 2009*
2	Dez Bryant, 2010*

Game

1	Many times, last by Dwayne Harris, vs. Washington, 10/13/13
---	---

KICKOFF RETURNS**Most Seasons Leading Team**

3	Mel Renfro, 1964-66
3	Butch Johnson, 1976-78
3	Kevin Williams, 1993-95
3	Patrick Crayton, 2006-08
3	Dwayne Harris, 2011, 2013-14

Most Consecutive Seasons Leading Team

3	Mel Renfro, 1964-66
3	Butch Johnson, 1976-78
3	Kevin Williams, 1993-95
3	Patrick Crayton, 2006-08

RETURNS**Career**

144	Kevin Williams, 1993-96
101	James Dixon, 1989-91
98	Tyson Thompson, 2005-07

Season

- 57 Tyson Thompson, 2005
- 56 Reggie Swinton, 2001
- 51 Jason Tucker, 2000

Season, Rookie

- 57 Tyson Thompson, 2005
- 47 James Dixon, 1989
- 40 Mel Renfro, 1964

Game

- 8 Mel Renfro, vs. Green Bay, 11/29/64
- 8 Woody Dantzler, @ N.Y. Giants, 12/15/02
- 7 Robert Lavette, @ N.Y. Giants, 10/6/85
- 7 Reggie Swinton, vs. Philadelphia, 11/18/01

Game, Opponent

- 8 Mel Gray, @ Detroit, 11/8/92
- 8 Brian Mitchell, @ N.Y. Giants, 9/15/03
- 7 Six times, last by Reggie Swinton, vs. Arizona, 10/30/05

YARDS**Career**

- 3,416 Kevin Williams, 1993-96
- 2,416 Tyson Thompson, 2005-07
- 2,315 James Dixon, 1989-91

Season

- 1,399 Tyson Thompson, 2005
- 1,327 Reggie Swinton, 2001
- 1,181 James Dixon, 1989

Season, Rookie

- 1,399 Tyson Thompson, 2005
- 1,181 James Dixon, 1989
- 1,017 Mel Renfro, 1964

Game

- 247 Felix Jones, vs. Philadelphia, 9/15/08
- 213 Reggie Swinton, @ Philadelphia, 9/22/02
- 205 Jason Tucker, @ N.Y. Giants, 10/15/00

Game, Opponent

- 247 Tim Brown, @ Philadelphia, 11/6/66
- 194 Brian Mitchell, @ N.Y. Giants, 9/15/03
- 193 Ahmad Bradshaw, vs. N.Y. Giants, 9/9/07

Longest Kickoff Return (All TDs)

- 102 Alexander Wright, vs. Atlanta, 12/22/91
- 101 Amos Marsh, vs. Philadelphia, 10/14/62
- 101 Ike Thomas, vs. N.Y. Jets, 12/4/71

Longest Kickoff Return, Opponent (All TDs)

- 108 Roy Green, St. Louis, 10/21/79
- 108 Jacoby Jones, @ Baltimore, 10/14/12
- 103 Terrence McGee, @ Buffalo, 10/8/07

AVERAGE YARDAGE**Career (75 returns)**

- 26.5 Dwayne Harris, 2011-14 (77-2,040)
- 26.4 Mel Renfro, 1964-77 (85-2,246)
- 25.3 Herschel Walker, 1986-89, 1996-97 (77-1,946)

Season (Qualifiers)

- 30.6 Dwayne Harris, 2013 (28-857)
- 30.0 Mel Renfro, 1965 (21-630)
- 28.9 Herschel Walker, 1996 (27-779)

Season, Rookie (Qualifiers)

- 27.9 Jason Tucker, 1999 (22-613)
- 26.5 Bob Hayes, 1965 (17-450)
- 25.7 Amos Marsh, 1961 (26-667)
- 25.4 Mel Renfro, 1964 (40-1,017)

Game (3 returns)

- 48.0 Mark Washington, @ Wash., 11/22/70 (3-144)
- 43.7 Reggie Swinton, vs. Tampa Bay, 9/9/01 (3-131)
- 43.6 Ike Thomas, vs. Rams, 11/25/71 (3-131)

Game, Opponent (3 returns)

- 53.0 Jacoby Jones, @ Baltimore, 10/14/12 (3-159)
- 49.7 Dwayne Harris, @ N.Y. Giants, 10/25/15 (3-149)
- 49.4 Tim Brown, @ Philadelphia, 11/6/66 (5-247)

TOUCHDOWNS**Career**

- 2 Mel Renfro, 1964-77
- 2 Ike Thomas, 1971
- 2 Alexander Wright, 1990-91

Season

- 2 Ike Thomas, 1971

Game

- 1 Many times last by Felix Jones, vs. Philadelphia, 9/15/08

Game, Opponent

- 2 Tim Brown, @ Philadelphia, 11/6/66

COMBINED KICK RETURNS**MOST RETURNS****Career**

- 239 Kevin Williams, 1993-96 (p-95, k-144)
- 230 Kelvin Martin, 1987-92, 1996 (p-179, k-51)
- 225 Butch Johnson, 1976-83 (p-146, k-79)

Season

- 87 Gary Allen, 1984 (p-54, k-33)
- 87 Reggie Swinton, 2001 (p-31, k-56)
- 86 James Jones, 1980 (p-54, k-32)

Game

- 12 Mel Renfro, vs. G.B., 11/29/64 (p-4, k-8)
- 11 Butch Johnson, vs. Buff., 11/15/76 (p-9, k-2)
- 11 Reggie Swinton, vs. Denver, 11/22/01 (p-5, k-6)

Game, Opponent

- 12 Larry Jones, vs. Wash., 12/13/75 (p-6, k-6)
- 10 Phil McConkey, vs. N.Y. Giants, 11/4/84 (p-8, k-2)
- 10 Stump Mitchell, @ St. Louis, 9/11/83 (p-5, k-5)
- 10 Brian Mitchell, vs. Wash., 11/20/94 (p-5, k-5)
- 10 Reggie Swinton, vs. Arizona, 10/30/05 (p-3, k-7)

YARDS GAINED**Career**

- 4,329 Kevin Williams, 1993-96 (p-913, k-3,416)
- 3,145 Butch Johnson, 1976-83 (p-1,313, k-1,832)
- 3,088 Mel Renfro, 1964-77 (p-842, k-2,246)

Season

- 1,741 Reggie Swinton, 2001 (p-414, k-1,327)
- 1,497 Kevin Williams, 1994 (p-349, k-1,148)
- 1,435 Mel Renfro, 1964 (p-418, k-1,017)

Game

- 273 Mel Renfro, vs. G.B., 11/29/64 (p-117, k-156)
- 247 Felix Jones, vs. Philadelphia, 9/15/08 (k-247)
- 224 Reggie Swinton, vs. Denver, 11/22/01 (p-100, k-124)

Game, Opponent

- 247 Tim Brown, @ Philadelphia, 11/6/66 (k-247)
- 213 Stump Mitchell, St. Louis, 9/11/83 (p-53, k-160)
- 212 Brian Mitchell, vs. Wash., 11/20/94 (p-32, k-180)

TOUCHDOWNS**Career**

- 4 Kevin Williams, 1993-94 (p-3, k-1)
- 4 Deion Sanders, 1995-99 (p-4)
- 3 Bob Hayes, 1965-74 (p-3)
- 3 Mel Renfro, 1964-77 (p-1, k-2)
- 3 Kelvin Martin, 1987-92 (p-3)

Season

- 2 Bob Hayes, 1968 (p-2)
- 2 Ike Thomas, 1971 (k-2)
- 2 Kelvin Martin, 1992 (p-2)*
- 2 Kevin Williams, 1993 (p-2)*
- 2 Kevin Williams, 1994 (p-1, k-1)*
- 2 Deion Sanders, 1998 (p-2)*
- 2 Wane McGarity, 2000 (p-2)*
- 2 Patrick Crayton, 2009 (p-2)*
- 2 Dez Bryant, 2010 (p-2)*

Game

- 1 Many times, last by Dwayne Harris, vs. Washington 10/13/13

Game, Opponent

- 2 Tim Brown, @ Philadelphia, 11/6/66 (k-2)

COMBINED NET YARDS

Rushing, receiving, interception returns, kickoff returns, punt returns and fumble returns

Most Seasons Leading Team

- 10 Emmitt Smith, 1990-96, 1998-2000
- 9 Tony Dorsett, 1977-85
- 4 Herschel Walker, 1986-88, 1997

Most Consecutive Seasons Leading Team

- 9 Tony Dorsett, 1977-85
- 7 Emmitt Smith, 1990-96
- 3 Herschel Walker, 1986-88
- 3 Emmitt Smith, 1998-2000

ATTEMPTS**Career**

- 4,538 Emmitt Smith, 1990-2002
- 3,153 Tony Dorsett, 1977-87
- 1,677 Don Perkins, 1961-68

Season

- 449 DeMarco Murray, 2014
- 439 Emmitt Smith, 1995
- 433 Emmitt Smith, 1992

Game

- 42 Emmitt Smith, @ N.Y. Giants, 1/2/94 (ru-32, re-10)
- 41 DeMarco Murray, @ Chicago, 12/4/14 (ru-32, re-9)
- 39 Emmitt Smith, @ G.B., 10/6/91 (ru-32, re-7)

YARDS**Career**

- 20,174 Emmitt Smith, 1990-2002
- 15,501 Tony Dorsett, 1977-87
- 11,910 Michael Irvin, 1988-99

Season

- 2,261 DeMarco Murray, 2014
- 2,148 Emmitt Smith, 1995
- 2,048 Emmitt Smith, 1992

Season, Rookie

- 1,688 James Dixon, 1989
1,598 Bob Hayes, 1965
1,597 Tyson Thompson, 2005

Game

- 331 Jason Tucker, @ New Orleans, 12/24/99
307 Kevin Williams, @ Arizona, 12/25/95
292 Herschel Walker, vs. Philadelphia, 12/14/86

INTERCEPTIONS**Most Seasons Leading Team**

- 5 Everson Walls, 1981-82, 1985, 1987-88
5 Terence Newman, 2003-04, 2008, 2010, 2011
4 Cornell Green, 1963, 1965-67

Most Consecutive Seasons Leading Team

- 3 Don Bishop, 1960-62
3 Cornell Green, 1965-67

Career

- 52 Mel Renfro, 1964-77
44 Everson Walls, 1981-89
41 Charlie Waters, 1970-78, 1980-81

Season

- 11 Everson Walls, 1981
10 Mel Renfro, 1969
9 Everson Walls, 1985

Season, Rookie

- 11 Everson Walls, 1981
7 Mel Renfro, 1964
7 Michael Downs, 1981

Game

- 3 Herb Adderley, @ Philadelphia, 9/26/71
3 Lee Roy Jordan, vs. Cincinnati, 11/4/73
3 Dennis Thurman, vs. Philadelphia, 12/13/81
3 Terence Newman, @ Detroit, 10/19/03

Consecutive Games Intercepted By

- 5 Don Bishop, 1961
4 Charlie Waters, 1972-73
4 Dennis Thurman, 1985

Game, Opponent

- 3 Eight times, last by Adrian Wilson,
@ Arizona, 10/20/02

YARDS GAINED**Career**

- 626 Mel Renfro, 1964-77
584 Charlie Waters, 1970-78, 1980-81
562 Dennis Thurman, 1978-85

Season

- 211 Cornell Green, 1963
187 Dennis Thurman, 1981*
182 Herb Adderley, 1971

Season, Rookie

- 136 Mike Gaechter, 1962
133 Everson Walls, 1981*
110 Mel Renfro, 1964

Game

- 121 Mike Gaechter, vs. Washington, 11/3/63
102 Herb Adderley, @ Philadelphia, 9/26/71
101 Bryan McCann, @ N.Y. Giants, 11/14/10

Game, Opponent

- 110 Jim Steffen, @ Washington, 9/29/63
102 Erich Barnes, vs. N.Y. Giants, 10/15/61
101 Lito Sheppard, vs. Philadelphia, 11/15/04

Longest Returns (All TDs except as noted)

- 101 Bryan McCann, @ N.Y. Giants, 11/14/10
100 Mike Gaechter, vs. Philadelphia, 10/14/62
96 Dennis Thurman, @ Washington, 9/6/81 (no TD)

Longest Return, Opponent (All TDs)

- 104 James Willis and Troy Vincent, vs.
Philadelphia, 11/3/96
102 Erich Barnes, vs. N.Y. Giants, 10/15/61
102 Lito Sheppard, vs. Philadelphia, 10/8/06

TOUCHDOWNS**Career**

- 4 Dennis Thurman, 1977-85
4 Dexter Coakley, 1997-2002
3 Mel Renfro, 1964-77
3 Lee Roy Jordan, 1963-76
3 Larry Cole, 1968-80
3 Roy Williams, 2002-2008
3 Terence Newman, 2003-11

Season

- 2 Larry Brown, 1995
2 George Teague, 1999
2 Dexter Coakley, 2001
2 Roy Williams, 2002

Game

- 1 Many times, last by Rolando McClain, @ Miami, 11/22/15

FUMBLES**OPPONENTS' FUMBLES RECOVERED****Career**

- 19 Ed Jones, 1974-78, 1980-89
16 Chuck Howley, 1961-73
16 Dave Edwards, 1963-75
16 Lee Roy Jordan, 1963-76
16 Cliff Harris, 1970-79

Season

- 5 Don Healy, 1961
4 Jerry Norton, 1962
4 Jethro Pugh, 1967
4 Larry Cole, 1971
4 Jethro Pugh, 1973
4 Dexter Clinkscales, 1983*
4 Eugene Lockhart, 1985*
4 Jay Ratliff, 2009*

Game

- 2 Many times, last by Kevin Mathis,
vs. Carolina, 10/11/98

Longest Fumble Returns (All TDs)

- 96 Greg Ellis, vs. Arizona, 10/3/99
97 Chuck Howley, vs. Atlanta, 10/2/66
86 Michael Downs, @ Houston, 12/13/82

Longest Fumble Returns, Opponent (All TDs)

- 96 Joe Lavender, @ Philadelphia, 9/23/74
81 Andy Headen, @ N.Y. Giants, 9/9/84
96 Joselio Hanson, @ Philadelphia, 12/28/08

**OPPONENTS' FUMBLE
RETURNED FOR TOUCHDOWN****Career**

- 3 Bob Lilly, 1961-74
2 Cornell Green, 1962-74
2 Benny Barner, 1972-82
2 Mike Hegman, 1976-88
2 Michael Downs, 1981-88
2 Jim Jeffcoat, 1983-94

SACKS**Most Seasons Led Team**

- 8 DeMarcus Ware, 2005-12
7 Harvey Martin, 1974-77, 1979-80, 1982
6 Greg Ellis, 1999, 2001-05
5 Jethro Pugh, 1968-72

Most Consecutive Seasons Leading Team

- 8 DeMarcus Ware, 2005-12
5 Jethro Pugh, 1968-72
5 Greg Ellis, 2001-05
4 George Andrie, 1964-67
4 Harvey Martin, 1974-77

TOTAL SACKS**Career**

- 117 DeMarcus Ware, 2005-13
114 Harvey Martin, 1973-83
111 Randy White, 1975-88
106 Ed Jones, 1974-78, 1980-89

Season

- 23 Harvey Martin, 1977
20 DeMarcus Ware, 2008*
19 1/2 DeMarcus Ware, 2011

Season, Rookie

- 9 Willie Townes, 1966
9 Harvey Martin, 1973
8 DeMarcus Ware, 2005*

Game

- 5 Bob Lilly, @ Pittsburgh, 11/20/66
5 Jim Jeffcoat, @ Washington, 11/10/85
4 Nine times, last by DeMarcus Ware,
@ Philadelphia, 10/30/11

Game, Rookie

- 3 Randy White, @ Detroit, 10/6/75
3 Randy White, @ New England, 11/16/75
3 DeMarcus Ware, @ Carolina, 12/24/05
2 1/2 Five times, last by Jimmie Jones,
vs. Tampa Bay, 10/7/90

Game, Opponent

- 4 1/2 Jim Katcavage, @ N.Y. Giants, 10/20/63
4 1/2 Clyde Simmons, vs. Philadelphia, 9/15/91

TACKLES**COMBINED TACKLES****Career**

- 1,350 Darren Woodson, 1992-2003
1,236 Lee Roy Jordan, 1963-76
1,104 Randy White, 1975-88

Season

- 222 Eugene Lockhart, 1989
202 Bradie James, 2008
181 Bradie James, 2009

Season, Rookie

136	Dexter Coakley, 1997
127	Roy Williams, 2002
110	Michael Downs, 1981

Game

21	Lee Roy Jordan, vs. Philadelphia, 9/26/71
21	Sean Lee, @ Seattle, 9/16/12
21	Sean Lee, @ San Diego, 9/29/13
20	Fred Strickland, @ N.Y. Giants, 11/24/96
19	Nine times, last Sean Lee, @ New England, 10/16/11

SOLO TACKLES**Career**

787	Darren Woodson, 1992-2003
743	Lee Roy Jordan, 1963-76
701	Randy White, 1975-88

Season

154	Eugene Lockhart, 1989
109	Sean Lee, 2015
104	Dat Nguyen, 2001

Game

16	Eugene Lockhart, vs. Phoenix, 10/29/89
15	Dexter Coakley, @ Seattle, 12/16/01
15	Dexter Coakley, @ Arizona, 10/20/02
15	Sean Lee, @ New England, 10/16/11
15	Sean Lee, @ Seattle, 9/16/12
15	Sean Lee, @ San Diego, 9/29/13

ASSISTED TACKLES**Career**

563	Darren Woodson, 1992-2003
493	Lee Roy Jordan, 1963-76
470	Bradie James, 2003-11

Season

117	Bradie James, 2008
101	Jerry Tubbs, 1960

Game

15	Jerry Tubbs, vs. Chicago, 11/27/60
11	Danny McCray, vs. Tampa Bay, 9/23/12

SPECIAL TEAMS TACKLES**Career**

216	Bill Bates, 1983-97
134	Darren Woodson, 1992-2003
97	Keith Davis, 2002, 2004-08

Season

32	Jim Schwartz, 1996
30	David Lang, 1995
28	Danny McCray, 2010

BLOCKED KICKS**BLOCKS****(Extra points, Field Goals and Punts)****Career**

10	Cornell Green, 1962-74
9	Mike Gaechter, 1962-69
9	Ed Jones, 1974-78, 1980-89

Season

3	Jethro Pugh, 1965
3	Ed Jones, 1978*
3	Michael Downs, 1986*
3	Flozell Adams, 2003*

Game

2	Billy Joe DuPree, vs. N.Y. Giants, 10/21/73
2	Leon Lett, vs. Detroit, 9/19/94

Game, Opponent

2	Bob Freeman, vs. Philadelphia, 9/30/60
2	Matt Blair, @ Minnesota, 10/7/79

BLOCKED EXTRA POINTS**Career**

4	Flozell Adams, 1998-2008
2	Cornell Green, 1962-74
2	Mike Gaechter, 1962-69
2	Ed Jones, 1974-78, 1980-89

Season

3	Flozell Adams, 2003
1	Many times, last by Barry Church, 2014

Game

1	Many times, last by Barry Church, at Chicago, 12/4/14
---	---

Game, Opponent

2	Bob Freeman, vs. Philadelphia, 9/30/60
2	Matt Blair, @ Minnesota, 10/7/79

BLOCKED FIELD GOALS**Career**

8	Cornell Green, 1962-74
7	Mike Gaechter, 1962-69
7	Ed Jones, 1974-78, 1980-89

Season

2	Ten times, last by Leon Lett, 1994
1	Many times, last by Orlando Scandrick, 2013

Game

2	Leon Lett, vs. Detroit, 9/19/94
1	Many times, last by Tyrone Crawford vs. Carolina, 11/06/15

Game, Opponent

1	Many times, last by Chris Clemons, @ Jacksonville (London), 11/9/14
---	---

BLOCKED PUNTS**Career**

4	Issiac Holt, 1989-92
2	Billy Joe DuPree, 1973-83
2	Thomas Henderson, 1975-79
2	Aaron Kyle, 1976-79
2	Charlie Waters, 1970-78, 1980-81

Season

2	Billy Joe DuPree, 1973
2	Aaron Kyle, 1976
2	Issiac Holt, 1990*

Game

2	Billy Joe DuPree, vs. N.Y. Giants, 10/21/73
---	---

Game, Opponent

1	Many times, last by Taj Smith, @ Indianapolis, 12/5/10 (OT)
---	---



Jason Witten became the first Dallas Cowboy, second NFL tight end and 12th overall player to reach 1,000 career receptions (Dec. 7, 2015).

Cowboys Team Records

1960 — 12 games; 1961-77 — 14 games; 1978-2015 — 16 games.

NOTE: The 1982 regular season was reduced to nine games and the 1987 season to 15 games due to players' strikes. The 16-game record (*) is listed in the top-three of all categories and is noted but may not necessarily be the third-place record.

GAMES WON

Most Consecutive Games Won (Including postseason)

12 1971-72
10 1993-94
9 1977-78

Most Consecutive Games Won (Regular season)

11 1968-69
9 1971-72, 1978-79*
8 1977, 1991-92

Most Games Won, Season (Including postseason)

16 1992
15 1977, 1993, 1995
14 1971, 1978, 1980

Most Games Won, Season (Regular season)

13 1992, 2007
12 1968, 1977, 1978, 1980, 1981, 1983, 1993,
1994, 1995, 2014

Most Consecutive Games Won, Season (Including postseason)

10 1971
8 1977, 1978*, 1993*

Most Consecutive Games Won, Season (Regular season)

8 1977
7 1971, 1983*, 1993*, 2007*

Most Consecutive Games Won, Start of Season

8 1977
7 1983*
6 1968, 1969

Most Consecutive Games Won, End of Season

7 1971
6 1978*
5 1968, 1970, 1991, 1993

Most Consecutive Home Games Won (Including postseason)

18 1980-81
11 1971-72, 1991-92
9 1975-76

Most Consecutive Road Games Won (Including postseason)

9 2013 (1)-14
7 1968, 1993-94, 2007
6 1966-67, 1975-76, 1978-79

GAMES LOST

Most Consecutive Games Lost

10 1960, 1988
9 1988-89

Most Consecutive Games Without Victory

12 1960
10 1988
9 1988-89

Most Games Lost, Season

15 1989
13 1988
12 2015

Most Consecutive Home Games Lost

14 1988-89
7 2015
6 1960

Most Consecutive Home Games Without Victory

14 1988-89
7 1962-63, 2015

Most Consecutive Away Games Lost

9 1962-63, 2000-2001
8 1997-98, 1999-2000

Most Consecutive Away Games Without Victory (Including postseason)

9 1962-63, 1999-2000, 2000-2001
8 1997-98
7 1960, 1964-65

SCORING

Most Points, Season

479 1983
467 2014
455 2007

Most Points, Opponent, Season

436 2010
432 2013
405 2004

Fewest Points, Season

177 1960
204 1989*
217 2002

Fewest Points, Opponent, Season

186 1968
194 1976
208 1978*

Most Points, Game

59 vs. Detroit, 9/15/68
59 vs. San Francisco, 10/12/80
56 vs. Philadelphia, 10/9/66

Most Points, Opponent, Game

54 @ Minnesota, 10/18/70
52 @ St. Louis, 12/9/62
51 vs. Denver, 10/6/13

Most Points, Both Teams, Game

99 vs. Denver, 10/6/13 (Denver 51, Dallas 48)
86 @ Buffalo, 9/19/71 (Dallas 49, Buffalo 37)
82 vs. Minnesota, 11/26/87

(Minnesota 44, Dallas 38 OT)

82 vs. Minnesota, 11/26/98

(Minnesota 46, Dallas 36)

82 @ Seattle, 12/6/04

(Dallas 43, Seattle 39)

Fewest Points, Both Teams, Game

8 @ Cleveland, 12/12/70 (Dallas 6, Clev. 2)
10 @ Houston, 11/24/74 (Dallas 10, Houston 0)
12 vs. N.Y. Giants, 11/7/76 (Dallas 9, N.Y. Giants 3)
12 @ New England, 11/16/03 (New England 12, Dallas 0)

Most Points Overcome To Win Game

21 @ St. Louis (9/21/14)
21 vs. New Orleans, 10/21/84 (OT)
21 @ Washington, 9/12/99 (OT)
20 @ Washington, 9/5/83

Most Points, Opponent, Overcome To Win Game

24 vs. Detroit, 10/2/11
23 vs. Green Bay, 12/15/13
21 @ Washington, 11/28/65

Most Points, First Half

42 vs. Philadelphia, 10/19/69
38 vs. N.Y. Jets, 12/4/71
38 vs. San Francisco, 10/12/80

Most Points, Opponent, First Half

35 @ Denver, 9/13/98
35 vs. Philadelphia, 11/15/04
34 @ Minnesota, 10/18/70
34 @ Rams, 10/14/73
34 @ Washington, 11/23/86

Most Points, Both Teams, First Half

55 vs. Raiders, 10/23/83
54 vs. Philadelphia, 9/15/08
52 @ N.Y. Giants, 12/16/62
52 @ Buffalo, 9/19/71
52 @ Denver, 9/13/98

Most Points, Second Half

36 vs. Green Bay, 11/24/94
31 @ Philadelphia, 9/29/68
31 @ Tennessee, 10/1/06
31 vs. Houston, 10/15/06
31 @ Chicago, 9/23/07

Most Points, Opponent, Second Half

38 @ St. Louis, 12/9/62
35 @ Green Bay, 11/23/97
31 vs. Detroit, 10/2/11

Most Points, Both Teams, Second Half

58 vs. St. Louis, 9/28/75 (OT)
51 vs. Denver, 10/6/13
50 vs. Green Bay, 11/24/94

Most Points, First Quarter

28 vs. Philadelphia, 10/19/69
28 vs. N.Y. Jets, 12/4/71

21 Four times, last vs. Arizona, 10/9/94

Most Points, Opponent, First Quarter

22 @ Cincinnati, 12/8/85
21 vs. Cleveland, 12/3/61
21 @ San Francisco, 10/11/81
21 @ San Francisco, 12/19/83
21 @ Denver, 9/13/98

21 vs. Minnesota, 11/26/98
21 @ N.Y. Giants, 12/15/02

21 @ St. Louis, 10/19/08

21 vs. San Francisco, 9/7/14

21 vs. Washington, 1/3/16

Most Points, Both Teams, First Quarter

35 vs. Philadelphia, 10/19/69
35 vs. Atlanta, 12/22/91
28 vs. St. Louis, 11/23/67
28 vs. N.Y. Jets, 12/4/71
28 @ Denver, 9/13/98
28 @ St. Louis, 10/19/08

Most Points, Second Quarter

24	vs. N.Y. Giants, 9/18/66
24	vs. Pittsburgh, 10/30/66
24	vs. Detroit, 9/15/68
24	vs. New England, 10/24/71
24	vs. San Francisco, 10/12/80
24	@ Washington, 10/2/94

Most Points, Opponent, Second Quarter

28	vs. Philadelphia, 11/15/04
28	@ Green Bay, 11/7/10
28	vs. Washington, 11/22/12

Most Points, Both Teams, Second Quarter

42	@ N.Y. Giants, 12/16/62
42	vs. Philadelphia, 11/15/04
38	vs. Kansas City, 11/10/75
38	vs. L.A. Raiders, 10/23/83

Most Points, Third Quarter

24	vs. Chicago, 12/27/92
21	Eight times, last @ Chicago, 12/4/14

Most Points, Opponent, Third Quarter

24	@ Tennessee, 12/25/00
22	@ Washington, 9/12/99
21	@ Washington, 12/17/61
21	@ Cincinnati, 12/8/85
21	@ Green Bay, 10/24/04
21	vs. New Orleans, 12/10/06

Most Points, Both Teams, Third Quarter

35	@ Washington, 12/17/61
35	vs. St. Louis, 9/28/75
31	vs. New Orleans, 12/10/06

Most Points, Fourth Quarter

25	@ Carolina, 10/29/06
----	----------------------

Most Points, Opponent, Fourth Quarter

24	@ Detroit, 10/27/13
22	@ Seattle, 12/6/04
21	Ten times, last @ Chicago, 12/4/14

Most Points, Both Teams, Fourth Quarter

41	@ Detroit, 10/27/13
36	@ Seattle, 12/6/04
35	vs. N.Y. Giants, 10/21/73
35	vs. San Francisco, 12/8/02

Most Consecutive Games Scoring

218	1970-85
198	2003-15
151	1991-2000

TOUCHDOWNS

Most Touchdowns, Season

60	1980
59	1983
56	1966, 2014

Most Touchdowns, Opponent, Season

52	1962
51	2010
51	2013*
49	1961
49	2004

Fewest Touchdowns, Season

23	1960
25	1989*
26	2001, 2002, 2015

Fewest Touchdowns, Opponent, Season

23	1968
23	1973
23	1993*

Most Touchdowns, Game

8	vs. Philadelphia, 10/9/66
8	vs. Detroit, 9/15/68
8	vs. San Francisco, 10/12/80

Most Touchdowns, Opponent, Game

7	vs. Cleveland, 10/16/60
7	@ St. Louis, 12/9/62
7	@ Cincinnati, 12/8/85
7	vs. Philadelphia, 11/15/04
7	@ New Orleans, 11/10/13

Most Touchdowns, Both Teams, Game

12	vs. Buffalo, 9/19/71
12	vs. Denver, 10/6/13
11	@ San Francisco, 12/12/77
11	vs. Minnesota, 11/26/87

Most Consecutive Games Score Touchdown

75	1979-84
73	1960-65
72	1965-70

POINT AFTER TOUCHDOWN

Most Points After Touchdowns, Season

59	1980
57	1983
56	1966, 2014

Most Point After Touchdowns, Opponent, Season

49	1962
49	2010*
47	2013

Most Point After Touchdowns, Game

8	vs. Philadelphia, 10/9/66
8	vs. Detroit, 9/15/68
8	vs. San Francisco, 10/12/80

Most Point After Touchdowns, Opponent, Game

7	@ St. Louis, 12/9/62
7	vs. Philadelphia, 11/15/04
7	@ New Orleans, 11/10/13
6	12 times, last @ Green Bay, 11/7/10

Most Consecutive Point After Touchdowns (Kicking)

236	2005-10
206	2010-15
191	1996-2003

Most Two Point Conversions, Attempted, Season

5	1997
4	2000, 2012
3	2006

Most Two Point Conversions Attempted, Opponent, Season

4	1996, 1999, 2004, 2013
3	1994, 1995, 2000, 2013

Most Two Point Conversions Made, Season

3	2012
2	1996, 1997, 2000, 2006, 2010
1	1995, 2004, 2005, 2009, 2013, 2015

Most Two Point Conversions Made, Opponent, Season

3	1999
2	1997, 1998, 2003, 2004, 2010, 2013, 2014

FIELD GOALS

Most Field Goals Attempted, Season

39	1991
38	1997
37	1993, 2011

Most Field Goals Attempted, Opponent, Season

44	2008
39	1991
38	2002

Fewest Field Goals Attempted, Season

13	1960
17	1980*
19	2002

Fewest Field Goals Attempted, Opp., Season

12	1976
15	1977
17	1992*

Most Field Goals Attempted, Game

8	@ N.Y. Giants, 9/15/03
7	@ Chicago, 11/24/68
7	vs. Green Bay, 11/18/96

Most Field Goals Attempted, Opponent, Game

7	@ Philadelphia, 12/5/65
6	vs. San Francisco, 11/20/60
6	vs. St. Louis, 12/18/71
6	@ Green Bay, 10/1/72
6	@ Arizona, 10/13/02
6	@ Atlanta, 11/4/12

Most Field Goals Attempted, Both Teams, Game

9	@ Philadelphia, 12/5/65
9	@ Chicago, 11/24/68
9	@ N.Y. Giants, 9/15/03
9	@ Atlanta, 11/4/12

Most Field Goals Made, Season

34	1997
32	1996, 2011
30	1993
30	2015

Most Field Goals Made, Opponent, Season

38	2008
29	1991, 2012
30	2015

Fewest Field Goals Made, Season

6	1960
9	1963, 1967
10	1974, 1989*

Fewest Field Goals Made, Opponent, Season

7	1976
8	1967
9	1968, 1969
11	1978*

Most Field Goals Made, Game

7	vs. Green Bay, 11/18/96
---	-------------------------

7	@ N.Y. Giants, 9/15/03
6	vs. Washington, 9/26/11
5	@ Rams, 12/21/87
5	vs. Green Bay, 10/3/93
5	vs. N.Y. Giants, 12/17/95
5	@ Arizona, 9/7/97
5	vs. Philadelphia, 9/15/97
5	vs. Green Bay, 12/15/13
Most Field Goals Made, Opponent, Game	
5	vs. Atlanta, 10/20/96
5	vs. Philadelphia, 11/18/01
5	vs. N.Y. Giants, 10/28/12
4	Many times, last vs. Carolina, 11/26/15
Most Field Goals Made, Both Teams, Game	
9	vs. Washington, 9/26/11
8	@ N.Y. Giants, 9/15/03
7	Six times, last vs. Seattle, 11/27/08
Most Consecutive Games Scoring Field Goal	
18	1992-93
15	1996-97
14	2012

SAFETIES

Most Safeties, Season	
3	1981
2	Many times, last 2003
Most Safeties, Opponent, Season	
2	1960, 1986, 1988, 2002, 2006
Most Safeties, Game	
2	vs. Philadelphia, 11/19/72
2	vs. Arizona, 10/5/03
1	Many times, last vs. Washington, 1/3/16

FIRST DOWNS

Most First Downs, Season	
364	1995
342	1978, 1983, 2014
339	1979
Most First Downs, Opponent, Season	
388	2013
321	1989
317	2012, 2015
Most First Downs, Both Teams, Season	
713	2013
667	1995
657	2014
Fewest First Downs, Season	
180	1960
211	1965
237	2002*
Fewest First Downs, Opponent, Season	
199	1974
200	1971
228	2003*
Most First Downs, Game	
33	@ Detroit, 9/15/85
32	Five times, last vs. Minnesota, 11/26/98
Most First Downs, Opponent, Game	
40	@ New Orleans, 11/10/13
34	vs. Denver, 10/6/13
33	@ Houston, 11/10/91
33	vs. New Orleans, 12/23/12
Most First Downs, Both Teams, Game	
58	vs. Denver, 10/6/13
57	@ Oakland, 11/19/95
57	@ Chicago, 12/9/13
55	@ Washington, 9/12/99 (OT)
Fewest First Downs, Game	
6	@ Tennessee, 12/25/00
7	@ N.Y. Giants, 12/16/89
7	@ Washington, 12/30/07
8	Nine times, last @ Washington, 12/29/02
Fewest First Downs, Opponent, Game	
5	@ Philadelphia, 11/6/66
5	@ Philadelphia, 9/23/74
6	Four times, last vs. Philadelphia, 10/9/05
Fewest First Downs, Both Teams, Game	
20	@ Green Bay, 10/24/65
21	@ Philadelphia, 11/6/66
21	@ Houston, 11/24/74
21	@ N.Y. Giants, 12/16/89
Most First Downs, Rushing, Season	
147	1974
146	1978*
143	1980
Most First Downs, Rushing, Opponent, Season	
137	2000
122	1961, 2013
118	1986

Fewest First Downs, Rushing, Season

57	1960
70	1982*
76	2012
Fewest First Downs, Rushing, Opp., Season	
52	1969
59	1971
68	1992*, 2003*

Most First Downs, Rushing, Game

19	@ Baltimore, 12/6/81
18	vs. Cleveland, 11/25/82
17	@ Green Bay, 11/12/78
17	vs. Washington, 11/22/81

Most First Downs, Rushing, Opponent, Game

17	@ Chicago, 9/30/84
17	vs. Philadelphia, 9/3/00
17	@ Washington, 12/30/12

Fewest First Downs, Rushing, Game

0	vs. Philadelphia, 11/1/70
0	@ Washington, 12/30/07
1	Many times, last vs. Washington, 11/22/12

Fewest First Downs, Rushing, Opponent, Game

0	Eight times, last vs. Indianapolis, 12/21/14
1	Many times, last vs. Philadelphia, 1/3/10

Most First Downs, Passing, Season

237	2012
219	2011
217	2007

Most First Downs, Passing, Opponent, Season

231	2013
200	2010
199	2011

Fewest First Downs, Passing, Season

95	1970
105	1960
110	2001*

Fewest First Downs, Passing, Opp., Season

94	1977
97	1960
127	2003*

Most First Downs, Passing, Game

24	vs. Chicago, 10/1/12
23	@ San Francisco, 11/10/63
23	@ N.Y. Giants, 12/6/09

Most First Downs, Passing, Opponent, Game

25	vs. New Orleans, 12/23/12
22	vs. Washington, 11/18/07
21	vs. Chicago, 11/18/62
21	vs. Kansas City, 11/20/83
21	@ St. Louis, 11/11/84
21	@ Arizona, 11/15/98

Fewest First Downs, Passing, Game

1	vs. Tampa Bay, 9/9/01
2	@ Phoenix, 10/14/90
2	@ Tennessee, 12/25/00

Fewest First Downs, Passing, Opponent, Game

1	Three times, last @ N.Y. Jets, 12/21/75
---	---

Most First Downs, Penalty, Season

44	2005
38	2015
33	1985

Most First Downs, Penalty, Opponent, Season

38	1997
35	2013
34	1987, 2014

Fewest First Downs, Penalty, Season

9	1961, 1962, 1971
11	1963, 1967
18	1996*, 2008*

Fewest First Downs, Penalty, Opp., Season

10	1969
12	1961
16	1991*

Most First Downs, Penalty, Game

10	vs. Cleveland, 11/18/12
9	vs. Detroit, 11/20/05
7	vs. Washington, 12/26/93

Most First Downs, Penalty, Opponent, Game

7	@ N.Y. Jets, 10/4/87
6	Six times, last @ Philadelphia, 11/11/12

NET YARDS GAINED RUSHING AND PASSING

Most Yards Gained, Season

6,390	2009
6,138	2014
6,008	2011

Most Yards Gained, Opponent, Season

6,645	2013
5,687	2012
5,681	2014

Fewest Yards Gained, Season

3,153 1960
3,704 1964
4,081 1990*

Fewest Yards Gained, Opponent, Season

3,213 1977
3,463 1974
3,933 1992*

Most Yards Gained, Game

652 vs. Philadelphia, 10/9/66
583 vs. Baltimore, 9/4/78
578 vs. St. Louis Cardinals, 9/30/73

Most Yards Gained, Opponent, Game

625 @ New Orleans, 11/10/13
623 @ Detroit, 10/27/13
583 @ Houston, 11/10/91

Most Yards Gained, Both Teams, Game

1,045 @ Washington, 9/12/99 (OT)
1,039 vs. Denver, 10/6/13
1,008 vs. New Orleans, 12/23/12 (OT)

Fewest Yards Gained, Game

90 vs. Philadelphia, 9/15/91
95 @ Tennessee, 12/25/00
100 @ Phoenix, 10/14/90

Fewest Yards Gained, Opponent, Game

62 vs. Seattle, 10/11/92
63 @ Green Bay, 10/24/65
80 @ Philadelphia, 11/6/66

Fewest Yards Gained, Both Teams, Game

255 @ Green Bay, 10/24/65
320 @ Philadelphia, 11/6/66
333 @ Houston, 11/24/74

Most Consecutive Games, 300 or More Yards

17 1975-76
15 1978-79
14 2006

Most Consecutive Games, 400 or More Yards

4 1976, 2014
3 1983*
2 Many times, last 2012 (three times)

RUSHING**ATTEMPTS****Most Rushing Attempts, Season**

630 1981
625 1978
594 1980

Most Rushing Attempts, Opponent, Season

543 1989
538 2000
511 1997

Fewest Rushing Attempts, Season

311 1960
336 2013
355 1989*, 2012

Fewest Rushing Attempts, Opponent, Season

313 1969
339 1967
345 1992*

Most Rushing Attempts, Game

66 @ Baltimore, 12/6/81
59 vs. San Francisco, 10/12/80
58 @ Green Bay, 11/12/78

Most Rushing Attempts, Opponent, Game

53 vs. N.Y. Giants, 11/7/76
52 vs. N.Y. Giants, 12/17/72
51 vs. N.Y. Giants, 9/16/90

Fewest Rushing Attempts, Game

9 vs. Minnesota, 11/3/13
10 @ New Orleans, 9/10/89
11 vs. N.Y. Giants, 9/16/90
11 vs. Washington, 9/28/08
11 vs. Washington, 11/22/12
11 vs. New Orleans, 12/23/12

Fewest Rushing Attempts, Opponent, Game

9 vs. Philadelphia, 10/9/05
10 vs. Philadelphia, 1/3/10
10 vs. Indianapolis, 12/21/14
11 @ Atlanta, 12/21/92

YARDS**Most Yards Gained Rushing, Season**

2,783 1978
2,711 1981
2,454 1974

Most Yards Gained Rushing, Opponent, Season

2,636 2000
2,242 1960
2,226 1984

Fewest Yards Gained Rushing, Season

1,049 1960
1,265 2012
1,409 1989*

Fewest Yards Gained Rushing, Opp., Season

1,050 1969
1,094 1967
1,144 1971
1,244 1992*

Most Yards Gained Rushing, Game

354 @ Baltimore, 12/6/81
313 @ Green Bay, 11/12/78
299 vs. Cleveland, 11/25/82

Most Yards Gained Rushing, Opponent, Game

306 vs. Philadelphia, 9/3/00
289 vs. Philadelphia, 10/22/61
283 @ Chicago, 9/30/84

Most Yards Gained Rushing, Both Teams, Game

510 @ Baltimore, 12/6/81
466 vs. Philadelphia, 10/22/61
450 vs. N.Y. Giants, 10/15/61

Fewest Yards Gained Rushing, Game

1 @ Washington, 12/30/07
8 @ New Orleans, 12/6/98
19 vs. N.Y. Giants, 10/28/12

Fewest Yards Gained Rushing, Opponent, Game

1 vs. Indianapolis, 12/21/14
7 vs. Pittsburgh, 10/30/66
7 @ Philadelphia, 9/20/15
11 @ Cleveland, 9/17/67

AVERAGE GAIN**Highest Average Gain Rushing, Season**

4.82 2009*
4.70 1962
4.64 2014

Highest Average Gain Rushing, Opponent, Season

5.04 1960
4.92 1961
4.90 2000*

Lowest Average Gain Rushing, Season

3.37 1960
3.45 1996*
3.55 1994

Lowest Average Gain Rushing, Opponent, Season

3.22 1974
3.23 1967
3.24 1971
3.45 2003*

TOUCHDOWNS**Most Touchdowns Rushing, Season**

29 1995
26 1968, 1980, 1994

Most Touchdowns, Rushing, Opponent, Season

24 1960
19 1962, 1987
17 1989*

Fewest Touchdowns, Rushing, Season

5 2011*
6 1960, 1961, 1997
7 1989, 2002

Fewest Touchdowns, Rushing, Opp., Season

2 1968
3 1969
5 1973, 1999*

Most Touchdowns, Rushing, Game

5 @ Philadelphia, 9/29/68
5 @ Buffalo, 9/19/71
5 vs. Phoenix, 12/16/90

Most Touchdowns, Rushing, Opponent, Game

5 Four times, last vs. Philadelphia, 10/10/65
4 Many times, last @ Washington, 12/30/12

Most Touchdowns, Rushing, Both Teams, Game

6 Seven times, last vs. Phoenix, 12/16/90
5 Many times, last @ Philadelphia, 12/14/14

PASSING**ATTEMPTS****Most Passes Attempted, Season**

658 2012
604 1984
587 1985

Most Passes Attempted, Opponent, Season

623 2013
581 2007
574 2002

Fewest Passes Attempted, Season

297 1970
321 1973
413 2001*

Fewest Passes Attempted, Opponent, Season

293 1960
326 1961
432 1978*

Most Passes Attempted, Game

62 @ Detroit, 9/15/85
 62 vs. N.Y. Giants, 10/28/12
 62 vs. Washington, 11/22/12
 57 vs. Minnesota, 11/26/98

Most Passes Attempted, Opponent, Game

59 vs. Kansas City, 11/20/83
 56 @ Houston, 11/10/91
 56 @ Arizona, 11/15/98
 55 Four times, last vs. Washington, 11/18/07

Most Passes Attempted, Both Teams, Game

99 @ Philadelphia, 10/23/88
 96 vs. New Orleans, 12/23/12
 96 @ Philadelphia, 10/13/13
 96 @ Philadelphia, 10/20/13

Fewest Passes Attempted, Game

8 vs. Washington, 12/10/00
 11 vs. Atlanta, 10/11/70
 11 vs. N.Y. Giants, 10/21/73
 12 vs. Philadelphia, 10/14/62

Fewest Passes Attempted, Opponent, Game

10 vs. Washington, 10/3/71
 10 vs. Miami, 11/22/73
 12 @ Pittsburgh, 11/20/77

Fewest Passes Attempted, Both Teams, Game

28 @ N.Y. Jets, 12/21/75
 29 vs. Atlanta, 10/11/70
 31 @ N.Y. Giants, 10/10/76

COMPLETIONS**Most Passes Completed, Season**

434 2012
 379 2010
 375 2013

Most Passes Completed, Opponent, Season

403 2013
 376 2011
 371 2014

Fewest Passes Completed Season

149 1970
 163 1960
 210 2001*

Fewest Passes Completed, Opponent, Season

146 1960
 154 1977
 202 1978*

Most Passes Completed, Game

41 @ N.Y. Giants, 12/6/09
 40 @ Detroit, 9/15/85
 40 vs. Chicago, 10/1/12

Most Passes Completed, Opponent, Game

41 @ Houston, 11/10/91
 37 vs. New Orleans, 12/23/12
 36 vs. San Francisco, 12/8/02
 36 @ Indianapolis, 12/5/10 (OT)

Most Pass Completions, Both Teams, Game

65 @ Houston, 11/10/91
 63 vs. New Orleans, 12/23/12
 63 vs. N.Y. Giants, 9/8/13
 62 @ San Diego, 9/29/13

Fewest Passes Completed, Game

4 vs. Atlanta, 10/11/70
 5 vs. Washington, 12/12/76
 5 vs. Washington, 12/10/00
 5 @ Tennessee, 12/25/00

Fewest Passes Completed, Opponent, Game

2 @ N.Y. Jets, 12/21/75
 4 Four times, last vs. Rams, 9/21/75

Fewest Pass Completions, Both Teams, Game

8 @ N.Y. Jets, 12/21/75
 14 Five times, last vs. Rams, 9/21/75

YARDS**Most Yards Gained, Passing, Season**

4,729 2012
 4,287 2009
 4,201 2011

Most Yards Gained, Passing, Opponent, Season

4,589 2013
 4,031 2014
 3,928 1983

Fewest Yards Gained, Passing, Season

2,013 1964
 2,104 1960
 2,149 1970
 2,218 2001*

Fewest Yards Gained, Passing, Opp., Season

1,562 1977
 1,909 1976
 1,913 1970
 2,288 1978*

Most Yards Gained, Passing, Game

470 vs. Denver, 10/6/13
 455 vs. Minnesota, 11/26/98
 452 @ Detroit, 9/15/85

Most Yards Gained, Passing, Opponent, Game

480 @ Detroit, 10/27/13
 448 @ Arizona, 11/15/98
 446 vs. New Orleans, 12/23/12

Most Yards Gained, Passing, Both Teams, Game

884 vs. Denver, 10/6/13
 852 vs. New Orleans, 12/23/12
 808 vs. Minnesota, 11/26/98

Fewest Yards Gained, Passing, Game

-1 @ Green Bay, 10/24/65
 10 @ Tennessee, 12/25/00
 16 @ St. Louis, 12/10/1961

Fewest Yards Gained, Passing, Opp., Game

-10 @ Green Bay, 10/24/65
 -1 @ N.Y. Jets, 12/21/75
 1 vs. Washington, 10/16/77

Fewest Yards Gained, Pass., Both Teams, Game

-11 @ Green Bay, 10/24/65
 83 vs. Atlanta, 10/11/70
 85 @ N.Y. Jets, 12/21/75

COMPLETION PERCENTAGE**Highest Completion Percentage, Season**

68.9 2014 (328 of 476)
 66.7 1993 (317 of 475)
 66.0 2012 (434 of 658)

Highest Completion Percentage, Opp., Season

66.5 2014 (371 of 558)
 65.2 2015 (330 of 506)
 64.7 2013 (403 of 623)

Lowest Completion Percentage, Season

46.0 1960 (163 of 354)
 46.4 1965 (168 of 362)
 47.5 1964 (192 of 404)
 50.8 2001 (210 of 413)*

Lowest Completion Percentage, Opp., Season

41.6 1977 (154 of 370)
 43.4 1975 (162 of 373)
 46.2 1981 (236 of 511)*

Highest Completion Percentage, Game (10 att.)

90.5 vs. Indianapolis, 12/21/14 (19 of 21)
 88.5 vs. Buffalo, 11/13/11 (23 of 26)
 87.5 @ Philadelphia, 11/6/83 (21 of 24)

Highest Completion Percentage, Opponent, Game (10 att.)

85.7 @ Detroit, 12/11/60 (12 of 14)
 84.2 @ New Orleans, 9/10/89 (16 of 19)
 84.0 vs. Pittsburgh, 10/17/04 (21 of 25)

Highest Completion Percentage, Both Teams, Game

80.6 @ N.Y. Giants, 10/10/76 (25 of 31)
 78.7 vs. N.Y. Giants, 9/29/91 (48 of 61)
 78.5 @ San Diego, 9/29/13 (62 of 79)

Lowest Completion Percentage, Game

22.7 vs. Washington, 12/12/76 (5 of 22)
 25.0 @ Tennessee, 12/25/00 (5 of 20)
 28.6 vs. Washington, 9/26/65 (6 of 21)

Lowest Completion Percentage, Opp., Game

16.7 @ N.Y. Jets, 12/21/75 (2 of 12)
 18.2 @ St. Louis, 10/23/60 (4 of 22)
 21.1 @ Green Bay, 10/24/65 (4 of 19)

Lowest Completion Per., Both Teams, Game

28.6 @ N.Y. Jets, 12/21/75 (8 of 28)
 30.4 @ St. Louis, 10/23/60 (14 of 46)
 33.3 @ Washington, 12/14/03 (17 of 51)

TOUCHDOWNS**Most Touchdowns, Passing, Season**

37 2014
 36 2007
 33 2013

Most Touchdowns, Passing, Opponent, Season

33 1962, 2010*, 2013*
 31 1963, 2004

Fewest Touchdowns, Passing, Season

10 1964
 12 1990*, 1996*

Fewest Touchdowns, Passing, Opp., Season

10 1970, 1996*
 11 1978

Most Touchdowns, Passing, Game

5 Ten times, last vs. Indianapolis, 12/21/14
 4 Many times, last at N.Y. Giants, 11/23/14

Most Touchdowns, Passing, Opponent, Game

6 @ N.Y. Giants, 12/16/62
 5 Seven times, last vs. New England, 10/14/07

SACKS

TOTAL SACKS

Most Sacks, Season

62 1985
60 1966
59 2008

Most Sacks, Opponent, Season

68 1964
60 1986*
55 1965
55 1966

Fewest Sacks, Season

20 1960, 1963
21 1961
23 1991*

Fewest Sacks, Opponent, Season

18 1995
19 1996, 1998
20 1994

Most Sacks, Game

12 @ Pittsburgh, 11/20/66
12 @ Houston, 9/29/85
11 @ Detroit, 10/6/75
11 @ N.Y. Jets, 10/4/87

Most Sacks, Opponent, Game

11 @ San Diego, 11/16/86
11 vs. Philadelphia, 9/15/91
10 vs. New England, 11/22/84

Most Sacks, Both Teams, Game

17 @ Pittsburgh, 11/20/66
15 @ San Diego, 11/16/86
14 Four times, last @ Houston, 9/29/85

Games With No Sacks Allowed, Season

8 1994
6 1995
5 Five times, last 2008

SACK YARDAGE

Most Sack Yardage, Season

459 1985
452 1969
442 1978

Most Sack Yardage, Opponent, Season

503 1964
498 1986*
403 1987

Fewest Sack Yardage, Season

130 2001
137 2002
151 1991

Fewest Sack Yardage, Opponent, Season

93 1994
110 1998
112 1992

Most Sack Yardage, Game

84 vs. Detroit, 10/6/75
84 @ Houston, 11/24/74
82 @ Houston, 9/29/85

Most Sack Yardage, Opponent, Game

93 @ San Diego, 11/16/86
77 vs. San Francisco, 11/23/72
71 @ Atlanta, 9/15/74

INTERCEPTIONS

TOTAL INTERCEPTIONS

Most Interceptions, Season

37 1981
33 1985
29 1967

Most Interceptions, Opponent, Season

33 1960
28 1967
27 1961, 1988*, 1989*

Fewest Interceptions, Season

7 1989, 1997, 2012
8 2008, 2015
9 2001

Fewest Interceptions, Opponent, Season

6 1993
8 1998
9 2009

Most Interceptions, Game

7 @ Philadelphia, 9/26/71
6 vs. Washington, 9/9/85
5 Seven times, last vs. Miami, 11/25/99

Most Interceptions, Opponent, Game

5 Eight times, last vs. Chicago, 10/1/12

YARDS GAINED

Most Yards, Season

549 1963
523 1980*
482 1981

Most Yards, Opponent, Season

586 1961
526 2004*
437 1963

Fewest Yards, Season

33 2009
36 2008
37 1989

Fewest Yards, Opponent, Season

47 1993
93 1974
96 2009

Most Yards, Game

183 vs. Washington, 11/3/63
154 vs. Atlanta, 9/20/99
150 @ Philadelphia, 9/26/71

Most Yards, Opponent, Game

138 vs. N.Y. Giants, 10/15/61
129 @ Minnesota, 10/18/70
127 @ Cleveland, 10/23/66

TOUCHDOWNS

Most Touchdowns By Interceptions, Season

4 1985, 1995, 1999
3 10 times, last 2010

Most Touchdowns By Interceptions, Opp, Season

5 1961, 1963
4 1964, 1984*, 1990*, 2001*, 2004*, 2015*

PUNTING

TOTAL PUNTS

Most Punts, Season

113 2002
108 1984
95 2003

Most Punts, Opponent, Season

108 1978
105 2003*
103 1977

Fewest Punts, Season

51 1972
55 1995*
56 1971, 1993, 2006

Fewest Punts, Opponent, Season

43 1961
50 1960
61 1991, 2013*

Most Punts, Game

11 vs. Green Bay, 9/23/84
10 Nine times, last @ Detroit, 11/3/02

Most Punts, Opponent, Game

11 @ Rams, 9/30/62
11 @ Atlanta, 9/15/74
11 vs. Buffalo, 11/15/76
11 vs. New England, 11/22/84
10 Many times, last vs. Chicago, 11/25/04

Most Punts, Both Teams, Game

21 vs. Buffalo, 11/15/76
21 vs. New England, 11/22/84
20 vs. Green Bay, 9/23/84

Fewest Punts, Game

0 vs. Cleveland, 12/3/61
0 vs. Detroit, 9/15/68
0 vs. Baltimore, 9/4/78
0 vs. Cincinnati, 11/12/00

Fewest Punts, Opponent, Game

0 vs. Philadelphia, 10/22/61
0 vs. N.Y. Giants, 9/29/91
0 vs. Denver, 10/6/13
0 @ Chicago, 12/9/13
1 13 times, last at St. Louis, 9/21/14

Fewest Punts, Both Teams, Game

1 vs. Cleveland, 12/3/61
1 vs. Denver, 10/6/13
2 vs. Philadelphia, 10/22/61
3 Seven times, last vs. Cincinnati, 11/12/00

Consecutive Punts, No Blocks

611 1989-98
396 1961-66
382 1978-83

Consecutive Punts, No Blocks, Opponent

628 2002-10
591 1977-84
582 1992-99

AVERAGE YARDAGE

Highest Average Distance, Punting, Season

48.2 2006
47.2 2010
47.1 2007

Highest Average Distance, Punting, Opponent, Season

47.5 2011
47.2 2013
46.1 1996

Highest Avg. Distance, Punting, Game (4 punts)

56.8 vs. Houston, 10/15/06
55.3 vs. Chicago, 9/28/97
54.8 @ Tampa Bay, 9/13/09

Highest Average Distance, Punting, Opponent, Game (4 punts)

55.3 vs. St. Louis, 9/30/07
55.3 @ San Francisco, 9/18/11
55.0 @ N.Y. Giants, 11/23/14

PUNT RETURNS

TOTAL RETURNS

Most Punt Returns, Season

63 1978
62 1974
61 1977

Most Punt Returns, Opponent, Season

58 2002
55 1984
53 1983

Fewest Punt Returns, Season

18 1962
23 1963, 1995*

Fewest Punt Returns, Opponent, Season

15 1972
17 1961
22 1995*

Most Punt Returns, Game

9 vs. Buffalo, 11/15/76
8 vs. Cleveland, 11/25/82
8 @ Houston, 12/13/82
8 @ Washington, 9/27/04
8 @ Detroit, 11/3/02

Most Punt Returns, Opponent, Game

8 vs. N.Y. Giants, 11/4/84
7 Five times, last vs. Phoenix, 10/30/88

YARDS GAINED

Most Yards, Punt Returns, Season

573 1974
556 1980
550 1992

Most Yards, Punt Returns, Opponent, Season

637 2002
588 1983
493 2001

Fewest Yards, Punt Returns, Season

81 1962
103 1961
134 1972
183 2015*

Fewest Yards, Punt Returns, Opponent, Season

41 1972
52 1964
83 1960
162 2015*

Most Yards, Punt Returns, Game

126 vs. Green Bay, 11/29/64
124 @ Philadelphia, 12/15/91
122 vs. Pittsburgh, 12/8/68

Most Yards, Punt Returns, Opponent, Game

139 @ Atlanta, 11/11/01
123 @ N.Y. Giants, 10/18/99
112 @ St. Louis, 10/13/74

TOUCHDOWNS

Most Touchdowns, Punt Returns, Season

3 2010
2 1968, 1992, 1993, 1998, 2000, 2009

Most Touchdowns, Punt Returns, Opp., Season

1 15 times, last 2012

KICKOFF RETURNS

TOTAL RETURNS

Most Kickoff Returns, Season

78 2004
77 1989
74 2010

Most Kickoff Returns, Opponent, Season

86 2007
85 1995
82 1994

Fewest Kickoff Returns, Season

28 2015*
33 1973, 2011, 2014
36 1969, 1993, 2012

Fewest Kickoff Returns, Opponent, Season

23 2015*
32 1960
38 2013

Most Kickoff Returns, Game

9 @ Minnesota, 10/18/70
8 Seven times, last @ Chicago, 12/9/13

Most Kickoff Returns, Opponent, Game

10 vs. Detroit, 9/15/68
9 Five times, last vs. N.Y. Jets, 12/4/71

YARDS GAINED

Most Yards, Kickoff Returns, Season

1,709 1989
1,603 2004
1,572 2010

Most Yards, Kickoff Returns, Opponent, Season

1,979 2007
1,806 1983
1,709 1978, 1994

Fewest Yards, Kickoff Returns, Season

699 1992
704 2015
718 1969

Fewest Yards, Kickoff Returns, Opponent, Season

549 2015
791 2013
811 1960

Most Yards, Kickoff Returns, Game

260 vs. San Francisco, 11/7/65
252 vs. Philadelphia, 9/15/08
240 @ Philadelphia, 9/22/02

Most Yards, Kickoff Returns, Opponent, Game

261 @ Philadelphia, 11/6/66
258 vs. Green Bay, 10/3/93
245 vs. New England, 10/24/71

TOUCHDOWNS

Most Touchdowns, Kickoff Returns, Season

2 1971, 2002*
1 11 times, last 2008

Most Touchdowns, Kickoff Returns, Opponent, Season

3 1966
1 Twelve times, last 2015

FUMBLES

TOTAL FUMBLES

Most Fumbles, Season

46 1961
45 1981*
44 1986

Most Fumbles, Opponent, Season

44 1973
43 1975, 1981*

Fewest Fumbles, Season

16 1992, 2006
18 1998, 2013, 2015
20 2009, 2012

Fewest Fumbles, Opponent, Season

12 2015
15 1994
16 1995, 2013

Most Fumbles, Game

8 @ Tennessee, 12/25/00
7 vs. N.Y. Giants, 10/11/71
7 vs. New Orleans, 11/25/10
6 Seven times, last vs. Washington 9/26/11

Most Fumbles, Opponent, Game

7 @ Washington, 11/28/65
7 vs. Kansas City, 11/10/75
6 Six times, last @ N.Y. Giants, 11/4/01

FUMBLES LOST

Most Fumbles Lost, Season

21 1961, 1971, 1979*

Most Fumbles Lost, Opponent, Season

25 1971
23 1973
21 1983*

Fewest Fumbles Lost, Season

5 2007
7 1998
8 2003, 2013

Fewest Fumbles Lost, Opponent, Season

3 2015
6 1995
9 1988, 1994, 1999, 2000, 2004, 2012

Most Fumbles Lost, Game

5 @ New Orleans, 11/3/68
5 vs. N.Y. Giants, 10/11/71
5 vs. Kansas City, 11/10/75

Most Fumbles Lost, Opponent, Game

5	Four times, last vs. Raiders, 10/23/83
7	1998
6	2013
5	1997, 2006, 2007, 2015

PENALTIES

TOTAL PENALTIES

Most Penalties, Season

141	1988
136	1999
131	1987

Most Penalties, Opponent, Season

142	2005
120	1998
119	2002

Fewest Penalties, Season

47	1961
62	1960, 1962
74	1991*

Fewest Penalties, Opponent, Season

38	1961
50	1965
52	1963, 1973
69	2001*

Most Penalties, Game

18	@ Philadelphia, 9/20/15
17	@ Cleveland, 12/4/88
16	@ N.Y. Jets, 10/4/87
16	@ Philadelphia, 10/23/88

Most Penalties, Opponent, Game

17	vs. Detroit, 11/20/05
14	vs. Tampa Bay, 10/9/83
14	vs. Carolina, 10/20/02
14	@ Philadelphia, 11/14/05

Most Penalties, Both Teams, Game

26	vs. Tampa Bay, 10/9/83
26	@ N.Y. Jets, 10/4/87
26	@ Cleveland, 12/4/88
26	@ Philadelphia, 9/20/15
25	vs. L.A. Rams, 10/18/81

Fewest Penalties, Game

0	@ St. Louis, 12/10/61
0	vs. Washington, 11/23/80
0	@ Washington, 11/5/89
0	vs. Arizona, 10/30/05

Fewest Penalties, Opponent, Game

0	@ Pittsburgh, 10/21/62
0	@ Philadelphia, 12/5/65
0	@ Seattle, 12/16/01
0	@ Philadelphia, 12/28/08
0	vs. Pittsburgh, 12/16/12

YARDS PENALIZED

Most Yards Penalized, Season

1,196	1999
1,148	1988
1,108	1998

Most Yards Penalized, Opponent, Season

1,015	2005
999	2000
990	1985

Fewest Yards Penalized, Season

427	1961
600	1960
610	1991*

Fewest Yards Penalized, Opponent, Season

362	1961
479	1963
483	1965
601	2008*

Most Yards Penalized, Game

161	@ Washington, 11/2/70
159	vs. Philadelphia, 10/13/68
153	@ Washington, 11/5/06

Most Yards Penalized, Opponent, Game

185	vs. Tampa Bay, 10/9/83
166	@ St. Louis, 10/9/77
150	@ N.Y. Jets, 10/4/87

Most Yards Penalized, Both Teams, Game

294	vs. Tampa Bay, 10/9/83
281	@ N.Y. Jets, 10/4/87
275	@ St. Louis, 10/9/77

Fewest Yards Penalized, Game

0	@ St. Louis, 12/10/61
0	vs. Washington, 11/23/80
0	@ Washington, 11/5/89
0	vs. Arizona, 10/30/05

Fewest Yards Penalized, Opponent, Game

0	@ Pittsburgh, 10/21/62
0	@ Philadelphia, 12/5/65
0	@ Seattle, 12/16/01
0	@ Philadelphia, 12/28/08
0	vs. Pittsburgh, 12/16/12

BLOCKED KICKS

BLOCKS

(Extra Points, Field Goals and Punts)

Most, Season

14	1965
7	1968
6	1963, 1973

Most, Season, Opponent

7	1973
6	1960, 2001*
4	1965, 1977, 1989

Most, Game

3	@ Pittsburgh, 10/31/65
2	11 times, last vs. Detroit, 9/19/94

Most, Game, Opponent

3	@ Washington, 10/8/73
2	Nine times, last @ Oakland, 10/7/01

BLOCKED EXTRA POINTS

Most, Season

4	1965
3	2003*
2	1963, 1968, 1979*

Most, Season, Opponent

2	1960, 1979*
1	Eight times, last 2010

Most, Game

2	@ Pittsburgh, 10/31/65
1	Many times, last @ Chicago, 12/4/14

Most, Game, Opponent

2	vs. Philadelphia, 9/30/60
2	@ Minnesota, 10/7/79
1	Eight times, last @ N.Y. Giants, 11/14/10

BLOCKED FIELD GOALS

Most, Season

9	1965
5	1968
4	1963, 1969, 1973, 1978*

Most, Season, Opponent

5	1973
4	1960
3	1965, 1991*, 2001*

Most, Game

2	Five times, last vs. Detroit, 9/19/94
---	---------------------------------------

Most, Game, Opponent

2	Six times, last @ Oakland, 10/7/01
---	------------------------------------

BLOCKED PUNTS

Most, Season

4	1976
3	1991*
2	1973, 1977, 1990, 1992

Most, Season, Opponent

3	2001
2	1973, 1976, 1989

Most, Game

2	vs. N.Y. Giants, 10/21/73
2	@ Houston, 11/10/91

Most, Game, Opponent

1	Many times, last @ Philadelphia, 9/20/15
1	Many times, last @ Seattle, 10/12/14

LARGEST MARGIN

VICTORY

- 49 pts, (56-7) vs. Philadelphia, Oct. 9, 1966
- 46 pts, (59-13) @ Detroit, Sept. 15, 1968
- 45 pts, (52-7) vs. N.Y. Giants, Sept. 18, 1966
- 45 pts, (59-14) vs. San Fran., Oct. 12, 1980
- 44 pts, (51-7) vs. Seattle, Nov. 27, 1980
- 42 pts, (52-10) vs. Houston, Dec. 20, 1970
- 42 pts, (52-10) vs. N.Y. Jets, Dec. 4, 1971
- 41 pts, (48-7) vs. Arizona, Oct. 22, 2000
- 38 pts, (38-0) vs. Baltimore, Sept. 4, 1978
- 37 pts, (40-3) vs. New Orleans, Sept. 24, 1973
- 37 pts, (37-0) vs. Detroit, Oct. 30, 1977
- 37 pts, (44-7) vs. Buffalo, Nov. 13, 2011

DEFEAT

- 44 pts, (0-44) vs. Chicago, Nov. 17, 1985
- 41 pts, (7-48) vs. Cleveland, Oct. 16, 1960
- 41 pts, (13-54) @ Minnesota, Oct. 18, 1970
- 40 pts, (3-43) vs. Minnesota, Nov. 13, 1988
- 38 pts, (7-45) vs. Baltimore, Oct. 30, 1960
- 38 pts, (0-38) vs. St. Louis, Nov. 16, 1970
- 38 pts, (6-44) @ Philadelphia, Dec. 28, 2008
- 38 pts, (7-45) @ Green Bay, Nov. 7, 2010
- 36 pts, (7-43) vs. Philadelphia, Oct. 22, 1961
- 34 pts, (7-41) @ Green Bay, Nov. 13, 1960
- 33 pts, (3-36) vs. Philadelphia, Nov. 18, 2001
- 32 pts, (20-52) @ St. Louis, Dec. 9, 1962
- 32 pts, (10-42) @ Cleveland, Nov. 2, 1969
- 32 pts, (17-49) @ New Orleans, Nov. 10, 2013

TEMPERATURE AT KICKOFF

COWBOYS WARMEST GAMES

DATE	TEAM	W/L	SCORE	TEMP.
9/3/00	Philadelphia	L	14-41	109°
9/7/97	@ Arizona (OT)	L	22-25	101°
9/10/00	@ Arizona	L	31-32	100°
9/20/92	Phoenix	W	31-20	99°
9/13/81	St. Louis	W	30-17	98°
9/12/88	@ Phoenix	W	17-14	98°
9/12/93	Buffalo	L	10-13	97°
9/6/98	Arizona	W	38-10	97°
9/16/90	N.Y. Giants	L	7-28	96°
9/21/80	Tampa Bay	W	28-17	95°
9/15/97	Philadelphia	W	21-20	95°

Playoffs

1/14/96	Green Bay	W	38-27	72°
12/19/76	L.A. Rams	L	12-14	71°
1/21/79	*Pittsburgh	L	31-35	71°
1/17/71	*Baltimore	L	13-16	70°
	*@ Miami			

COWBOYS COLDEST GAMES

DATE	TEAM	W/L	SCORE	TEMP.
12/9/13	@ Chicago	L	28-45	8°
12/15/63	@ St. Louis	W	28-24	16°
12/6/92	@ Denver	W	31-27	19°
12/10/95	@ Phila.	L	17-20	19°
12/16/89	@ N.Y. Giants	L	0-15	20°
12/15/68	@ N.Y. Giants	W	28-10	21°
12/11/60	@ Detroit	L	14-23	22°
12/16/73	@ St. Louis	W	30-3	22°
11/23/97	@ Green Bay	L	17-45	22°
12/07/08	@ Pittsburgh	L	13-20	22°
12/19/81	@ N.Y. Giants	L	10-13	22°
12/9/61	@ St. Louis	L	20-52	26°
12/21/75	@ N.Y. Jets	W	31-21	28°

Coldest regular season home game:

11/25/93	Miami	L	14-16	32°
----------	-------	---	-------	-----

Playoffs

12/31/67	@ Green Bay	L	17-21	-13°
1/11/81	@ Philadelphia	L	7-20	16°
1/11/15	@ Green Bay	L	21-26	24°
1/7/96	Philadelphia	W	30-11	26°
12/28/75	@ Minnesota	W	17-14	27°
12/26/83	L.A. Rams	L	17-27	27°



The coldest game in Dallas Cowboys history was played at Soldier Field against the Chicago Bears on Dec. 9, 2013. The temperature at kickoff was 8°.

Cowboys Longest Plays

LONG RUNS FROM SCRIMMAGE

- 99 - Tony Dorsett @ Minnesota, Jan. 3, 1983 (TD)
91 - DeMarco Murray vs. St. Louis, Oct. 23, 2011 (TD)
84 - Tony Dorsett vs. Philadelphia, Dec. 4, 1977 (TD)
84 - Herschel Walker vs. Philadelphia, Dec. 14, 1986 (TD)
80 - Troy Hambrick @ Philadelphia, Sept. 30, 2001
77 - Tony Dorsett @ St. Louis, Oct. 9, 1977 (TD)
77 - Tony Dorsett @ Washington, Sept. 5, 1983
77 - Julius Jones vs. New Orleans, Dec. 10, 2006 (TD)
75 - Tony Dorsett @ New England, Sept. 21, 1981 (TD)
75 - Emmitt Smith vs. Washington, Sept. 9, 1991 (TD)

LONG FORWARD PASSES

- 95 - Don Meredith to Bob Hayes @ Washington, Nov. 13, 1966 (TD)
91 - Roger Staubach to Tony Dorsett vs. Baltimore, Sept. 4, 1978 (TD)
91 - Troy Aikman to Alvin Harper @ San Francisco, Nov. 13, 1994
90 - Troy Aikman to Jason Tucker vs. N.Y. Giants, Jan. 2, 2000 (TD)
89 - Craig Morton to Bob Hayes @ Kansas City, Oct. 25, 1970 (TD)
87 - Troy Aikman to Michael Irvin vs. Phoenix, Sept. 20, 1992 (TD)
86 - Craig Morton to Lance Rentzel vs. Philadelphia, Nov. 1, 1970 (TD)
86 - Bernie Kosar to Emmitt Smith vs. Phoenix, Nov. 14, 1993
85 - Eddie LeBaron to Amos Marsh @ L.A. Rams, Sept. 30, 1962 (TD)
85 - Roger Staubach to Bob Hayes @ N.Y. Giants, Dec. 12, 1971 (TD)
85 - Tony Romo to Dez Bryant vs. Washington, Nov. 22, 2012 (TD)

LONG PUNTS

- 84 - Ron Widby @ New Orleans, Nov. 3, 1968
75 - Sam Baker @ L.A. Rams, Sept. 30, 1962
75 - Billy Lothridge vs. N.Y. Giants, Oct. 11, 1964
75 - Mat McBriar vs. Houston, Oct. 15, 2006
73 - Danny White vs. L.A. Rams, Oct. 14, 1979
72 - Toby Gowin vs. Chicago, Sept. 28, 1997
71 - Sam Baker @ N.Y. Giants, Dec. 16, 1962
71 - Billy Lothridge vs. St. Louis, Sept. 12, 1964
70 - Sam Paulescu vs. San Francisco, Nov. 23, 2008
68 - Mat McBriar vs. Philadelphia, Nov. 15, 2004
68 - Mat McBriar vs. Detroit, Oct. 2, 2011

LONG PUNT RETURNS

- 98 - Dennis Morgan @ St. Louis, Oct. 13, 1974 (TD)**
97 - Bryan McCann vs. Detroit, Nov. 21, 2010 (TD)
93 - Dez Bryant, vs. N.Y. Giants, Oct. 25, 2010 (TD)
90 - Bob Hayes vs. Pittsburgh, Dec. 8, 1968 (TD)
86 - Dwayne Harris vs. Washington, Oct. 13, 2013 (TD)
85 - Kelvin Martin @ Philadelphia, Dec. 15, 1991 (TD)
83 - Kevin Williams vs. Washington, Nov. 20, 1994 (TD)
83 - Deion Sanders vs. Chicago, Sept. 28, 1997 (TD)
82 - Patrick Crayton vs. Seattle, Nov. 1, 2009 (TD)
79 - Kelvin Martin vs. Washington, Sept. 7, 1992 (TD)

LONG KICKOFF RETURNS

- 102 - Alexander Wright vs. Atlanta, Dec. 22, 1991 (TD)
101 - Amos Marsh vs. Philadelphia, Oct. 14, 1962 (TD)
101 - Ike Thomas vs. N.Y. Jets, Dec. 4, 1971 (TD)
100 - Mel Renfro vs. San Francisco, Nov. 7, 1965 (TD)
100 - Mark Washington @ Washington, Nov. 22, 1970 (TD)
100 - Reggie Swinton @ Philadelphia, Sept. 22, 2002 (TD)
98 - Felix Jones vs. Philadelphia, Sept. 15, 2008 (TD)
97 - Thomas Henderson vs. St. Louis, Sept. 28, 1975 (TD)
97 - James Dixon @ Kansas City, Oct. 22, 1989 (TD)
90 - James Dixon @ Green Bay, Oct. 8, 1989
90 - Alexander Wright vs. N.Y. Giants, Sept. 16, 1990 (TD)
90 - Dwayne Harris vs. Washington, Dec. 13, 2013

LONG INTERCEPTION RETURNS

- 101 - Bryan McCann @ N.Y. Giants, Nov. 14, 2010 (TD)**
100 - Mike Gaechter vs. Philadelphia, Oct. 14, 1962 (TD)
96 - Dennis Thurman @ Washington, Sept. 6, 1981
95 - George Teague vs. Green Bay, Nov. 14, 1999 (TD)
94 - Darren Woodson @ Philadelphia, Dec. 4, 1994 (TD)
90 - Mel Renfro @ St. Louis, Oct. 4, 1965 (TD)
87 - Greg Ellis vs. Atlanta, Sept. 20, 1999 (TD)
86 - Mike Gaechter vs. Washington, Nov. 3, 1963
85 - Roy Williams @ Washington, Dec. 29, 2002 (TD)
79 - Thomas Henderson vs. Tampa Bay, Oct. 2, 1977 (TD)

LONG FUMBLE RETURNS

- 98 - Greg Ellis vs. Arizona, Oct. 3, 1999 (TD)
97 - Chuck Howley @ Atlanta, Oct. 2, 1966 (TD)
86 - Michael Downs @ Houston, Dec. 13, 1982 (TD)
84 - Don Bishop vs. St. Louis, Oct. 28, 1962 (TD)
77 - Jim Jeffcoat vs. Washington, Sept. 24, 1989 (TD)
72 - Benny Barnes @ San Francisco, Oct. 11, 1981 (TD)
69 - DeMarcus Ware @ Philadelphia, Oct. 8, 2006 (TD)
63 - Jim Ridlon vs. Philadelphia, Dec. 6, 1964 (TD)
59 - Marcus Spears vs. Kansas City, Dec. 11, 2005
58 - Chuck Howley vs. San Francisco, Nov. 7, 1965

LONG RETURNS OF FIELD GOAL ATTEMPTS

- 94 - Jerry Norton @ St. Louis, Dec. 9, 1962 (TD)
68 - Patrick Watkins vs. Minnesota, Oct. 21, 2007 (TD)
62 - Ron Fellows vs. New Orleans, Sept. 25, 1983 (TD)
60 - Mike Gaechter @ Washington, Nov. 28, 1965 (TD)
60 - Obert Logan @ N.Y. Giants, Dec. 19, 1965 (TD)
51 - Bernard Ford @ Philadelphia, Dec. 10, 1989

Bold denotes rookie

Cowboys Big Days

RUSHING

1.	253	-	DeMarco Murray vs. St. Louis, Oct. 23, 2011 (25 carries)
2.	237	-	Emmitt Smith @ Philadelphia, Oct. 31, 1993 (30 carries)
3.	206	-	Tony Dorsett vs. Philadelphia, Dec. 4, 1977 (23 carries)
4.	198	-	Julius Jones @ Seattle, Dec. 6, 2004 (30 carries)
5.	194	-	Julius Jones @ Carolina, Dec. 24, 2005 (34 carries)
6.	189	-	Troy Hambrick @ Washington, Dec. 14, 2003 (33 carries)
7.	183	-	Tony Dorsett @ N.Y. Giants, Nov. 9, 1980 (24 carries)
8.	182	-	Emmitt Smith @ Phoenix, Sept. 22, 1991 (23 carries)
9.	179	-	DeMarco Murray @ Chicago, Dec. 4, 2014 (32 carries)
10.	175	-	Tony Dorsett @ Baltimore, Dec. 6, 1981 (30 carries)
	175	-	DeMarco Murray vs. St. Louis, Sept. 22, 2013 (26 carries)
12.	174	-	Emmitt Smith @ Atlanta, Dec. 21, 1992 (24 carries)
13.	173	-	Herschel Walker @ New England, Nov. 15, 1987 (28 carries)
14.	172	-	Emmitt Smith vs. Philadelphia, Dec. 6, 1993 (23 carries)
15.	171	-	Emmitt Smith @ Pittsburgh, Sept. 4, 1994 (31 carries)
16.	168	-	Emmitt Smith @ N.Y. Giants, Jan. 2, 1994 (32 carries)
17.	167	-	Emmitt Smith @ Atlanta, Oct. 29, 1995 (26 carries)
	167	-	DeMarco Murray @ Tennessee, Sept. 14, 2014 (29 carries)
19.	163	-	Emmitt Smith vs. Philadelphia, Nov. 1, 1992 (30 carries)
	163	-	Emmitt Smith vs. N.Y. Giants, Nov. 7, 1994 (35 carries)
	163	-	Emmitt Smith @ N.Y. Giants, Sept. 4, 1995 (21 carries)
	163	-	Emmitt Smith vs. N.Y. Giants, Nov. 8, 1998 (29 carries)
23.	162	-	Tony Dorsett @ New England, Sept. 21, 1981 (19 carries)
24.	160	-	Emmitt Smith vs. Atlanta, Dec. 22, 1991 (32 carries)
25.	159	-	Tony Dorsett vs. L.A. Rams, Oct. 18, 1981 (27 carries)
	159	-	Tony Dorsett @ Houston, Sept. 29, 1985 (23 carries)
27.	158	-	Emmitt Smith vs. Philadelphia, Nov. 6, 1995 (27 carries)
28.	155	-	Emmitt Smith vs. Washington, Nov. 28, 1996 (29 carries)
29.	154	-	Tony Dorsett vs. St. Louis, Sept. 24, 1978 (21 carries)
30.	153	-	Calvin Hill vs. San Francisco, Nov. 10, 1974 (32 carries)
	153	-	Tony Dorsett @ Minnesota, Jan. 3, 1983 (16 carries)
	153	-	Emmitt Smith vs. Washington, Dec. 26, 1993 (21 carries)

100-YARD RUSHING GAMES - CAREER

	100-Yard Games	Team Record	Pct
Emmitt Smith.....	76	57-19	.750
Tony Dorsett.....	43	39-4	.907
DeMarco Murray.....	19	15-4	.789
Calvin Hill.....	16	14-2	.875
Don Perkins.....	10	5-4-1	.550
Herschel Walker.....	9	5-4	.556
Marion Barber.....	8	6-2	.750
Julius Jones.....	8	5-3	.625
Duane Thomas.....	6	6-0	1.000
Robert Newhouse.....	5	5-0	1.000
Troy Hambrick.....	5	3-2	.600
Darren McFadden.....	5	1-4	.200
Walt Garrison.....	2	2-0	1.000
Scott Laidlaw.....	2	2-0	1.000
Amos Marsh.....	2	2-0	1.000
Dan Reeves.....	2	1-1	.500
Felix Jones.....	2	1-1	.500
Tashard Choice.....	1	1-0	1.000
Paul Palmer.....	1	1-0	1.000
Chris Warren.....	1	1-0	1.000
Preston Pearson.....	1	0-1	.000
Total.....	224	172-51-1	.770

RECEIVING

1.	250	-	Miles Austin @ Kansas City, Oct. 11, 2009 (10 catches)
2.	246	-	Bob Hayes @ Washington, Nov. 13, 1966 (9 catches)
3.	241	-	Frank Clarke vs. Washington, Sept. 16, 1962 (10 catches)
4.	224	-	Dez Bryant vs. New Orleans, Nov. 23, 2012 (9 catches)
5.	223	-	Lance Rentzel vs. Washington, Nov. 19, 1967 (13 catches)
6.	213	-	Tony Hill vs. Philadelphia, Nov. 12, 1979 (7 catches)
	213	-	Terrell Owens vs. San Francisco, Nov. 23, 2008 (7 catches)
8.	210	-	Michael Irvin vs. Phoenix, Sept. 20, 1992 (8 catches)
9.	203	-	James Dixon @ Phoenix, Nov. 12, 1989 (6 catches)
	203	-	Kevin Williams @ Arizona, Dec. 25, 1995 (9 catches)
11.	198	-	Michael Irvin @ Arizona, Dec. 8, 1996 (8 catches)
12.	195	-	Bob Hayes vs. N.Y. Giants, Sept. 18, 1966 (6 catches)
13.	190	-	Frank Clarke @ San Francisco, Nov. 10, 1963 (8 catches)
14.	188	-	Drew Pearson @ Detroit, Oct. 6, 1975 (6 catches)
15.	187	-	Bob Hayes vs. Houston, Dec. 20, 1970 (6 catches)
16.	186	-	Michael Irvin @ Miami, Oct. 27, 1996 (12 catches)
17.	184	-	Patrick Crayton vs. St. Louis, Sept. 30, 2007 (7 catches)
18.	181	-	Bob Hayes vs. Baltimore, Dec. 13, 1969 (5 catches)
	181	-	Tony Hill @ Detroit, Sept. 15, 1985 (11 catches)
20.	177	-	Bob Hayes vs. Philadelphia, Oct. 10, 1965 (8 catches)
21.	174	-	Terrell Owens @ Philadelphia, Nov. 4, 2007 (10 catches)
22.	173	-	Terrell Owens vs. Washington, Nov. 18, 2007 (8 catches)
	173	-	Terrance Williams vs. Washington, Jan. 3, 2016 (eight catches)
24.	171	-	Miles Austin vs. Atlanta, Oct. 25, 2009 (6 catches)

Bold denotes rookie

100-YARD RECEIVING GAMES - CAREER

	100-Yard Games	Team Record	Pct
Michael Irvin	47	36-11	.766
Tony Hill.....	26	17-9	.654
Bob Hayes	21	16-5	.762
Jason Witten.....	20	11-9	.550
Drew Pearson.....	19	11-8	.579
Dez Bryant.....	15	7-8	.467
Miles Austin.....	14	7-7	.500
Lance Rentzel	12	10-2	.833
Frank Clarke.....	12	4-6-2	.417
Terrell Owens.....	11	9-2	.818
Terry Glenn.....	9	5-4	.556
Joey Galloway	6	4-2	.667
Alvin Harper.....	6	4-2	.667
Raghib Ismail.....	5	4-1	.800
Bill Howton.....	5	1-4	.200
Doug Cosbie.....	4	2-2	.500
Mike Renfro.....	4	2-2	.500
Jay Novacek.....	4	1-3	.250
Patrick Crayton.....	3	3-0	1.000
Keyshawn Johnson.....	3	2-1	.667
Ray Alexander.....	3	1-2	.333
James McKnight	3	1-2	.333
Herschel Walker	3	1-2	.333
Doug Donley.....	2	2-0	1.000
Billy Joe DuPree.....	2	2-0	1.000
Preston Pearson.....	2	2-0	1.000
Dan Reeves.....	2	2-0	1.000
Ron Sellers.....	2	2-0	1.000
Mike Sherrard.....	2	2-0	1.000
Ermitt Smith.....	2	2-0	1.000
Kelvin Edwards.....	2	1-1	.500
Lee Folkins.....	2	1-1	.500
Jason Tucker.....	2	1-1	.500
Roy Williams.....	2	1-1	.500
Antonio Bryant.....	2	0-2	.000
Jim Doran.....	2	0-2	.000
Laurent Robinson.....	2	0-2	.000
Terrance Williams.....	2	0-2	.000
Cornell Burbage.....	1	1-0	1.000
Buddy Dial.....	1	1-0	1.000
Tony Dorsett.....	1	1-0	1.000
Ernie Mills.....	1	1-0	1.000
Kevin Ogletree.....	1	1-0	1.000
Ron Springs.....	1	1-0	1.000
Kevin Williams.....	1	1-0	1.000
Tommy McDonald.....	1	0-0-1	.500
Marion Barber.....	1	0-1	.000
Cole Beasley.....	1	0-1	.000
James Dixon.....	1	0-1	.000
Lance Dunbar.....	1	0-1	.000
Butch Johnson.....	1	0-1	.000
Karl Powe.....	1	0-1	.000
Total	299	184-112-3	.620

PASSING

1.	506	-	Tony Romo vs. Denver, Oct. 6, 2013 (25 of 36)
2.	460	-	Don Meredith @ San Francisco, Nov. 10, 1963 (30 of 48)
3.	455	-	Troy Aikman vs. Minnesota, Nov. 26, 1998 (34 of 57)
4.	441	-	Tony Romo vs. Washington, Nov. 22, 2012 (37 of 62)
5.	437	-	Tony Romo vs. N.Y. Giants, Oct. 28, 2012 (36 of 62)
6.	435	-	Kellen Moore, vs. Washington, Jan. 3, 2016 (33 of 48)
7.	416	-	Tony Romo vs. New Orleans, Dec. 23, 2012 (26 of 43)
8.	406	-	Don Meredith @ Washington, Nov. 13, 1966 (21 of 29)
	406	-	Tony Romo vs. Tennessee, Oct. 10, 2010 (31 of 46)
10.	394	-	Don Meredith vs. Philadelphia, Oct. 9, 1966 (19 of 26)
11.	392	-	Tony Romo @ N.Y. Giants, Dec. 6, 2009 (41 of 55)
12.	389	-	Gary Hogeboom @ San Francisco, Dec. 22, 1985 (28 of 49)
13.	379	-	Troy Aikman @ Phoenix, Nov. 12, 1989 (21 of 40)
	379	-	Jon Kitna vs. Jacksonville, Oct. 31, 2010 (34 of 49)
15.	377	-	Danny White vs. Tampa Bay, Oct. 9, 1983 (29 of 44)
16.	374	-	Tony Romo vs. Chicago, Sept. 19, 2010 (34 of 51)
17.	363	-	Troy Aikman @ Miami, Oct. 27, 1996 (33 of 41)
	363	-	Drew Bledsoe @ San Francisco, Sept. 25, 2005 (24 of 38)
19.	362	-	Danny White vs. Atlanta, Oct. 27, 1985 (27 of 47)
	362	-	Troy Aikman @ Washington, Sept. 12, 1999 (28 of 49)

300-YARD PASSING GAMES - CAREER

	300-Yard Games	Team Record	Pct
Tony Romo.....	46	29-17	.630
Troy Aikman	13	7-6	.538
Danny White.....	10	5-5	.500
Don Meredith.....	7	6-1	.857
Roger Staubach.....	5	3-2	.600
Jon Kitna.....	4	2-2	.500
Steve Pelluer.....	4	2-2	.500
Drew Bledsoe.....	3	3-0	1.000
Gary Hogeboom.....	3	2-1	.667
Vinny Testaverde.....	3	1-2	.333
Quincy Carter.....	1	1-0	1.000
Jason Garrett.....	1	1-0	1.000
Chad Hutchinson.....	1	1-0	1.000
Craig Morton.....	1	1-0	1.000
Eddie LeBaron.....	1	0-1	.000
Kellen Moore.....	1	0-1	.000
Kyle Orton.....	1	0-1	.000
Total	105	64-41	.610

Bold denotes rookie

THE LAST TIME...

-- OFFENSE --

400 YARDS TOTAL OFFENSE

By Cowboys - 411, vs. Phi 11/8/15
 Playoffs - 426, vs. Phi, 1/9/10
 By Opponents - 437, vs. Wash, 1/3/16
 Playoffs - 425, at GB, 1/11/15

500 YARDS TOTAL OFFENSE

By Cowboys - 512, vs. Wash, 1/3/16
 Playoffs - 528, vs. LA Rams, 12/28/80
 By Opponents - 625, at NO, 11/10/13
 Playoffs - Has never happened

-- PASSING --

300 YARDS PASSING BY A PLAYER

By Cowboys - T. Romo, 356, vs. NYG, 9/13/15
 Playoffs - T. Aikman, 380, at SF, 1/15/95
 By Opponents - D. Brees, 359, at NO, 10/4/15
 Playoffs - A. Rodgers, 316, at GB, 1/11/15

400 YARDS PASSING BY A PLAYER

By Cowboys - K. Moore, 435, vs. Wash, 1/3/16
 Playoffs - Has never happened
 By Opponents - M. Stafford, 488, at Det, 10/27/13
 Playoffs - Has never happened

PASS PLAY OF 60-OR-MORE YARDS

By Cowboys - B. Weeden-to-B. Butler, 67 yards, at NO, 10/4/15
 Playoffs - T. Romo-to-T. Williams, 76 yards, vs. Det 1/4/15 (TD)
 By Opponents - C. McCoy-to-R. Ross, 71 yards, vs. Wash, 1/3/16 (TD)
 Playoffs - M. Vick-to-J. Maclin, 76 yards, vs. Phi, 1/9/10 (TD)

PASS PLAY OF 80-OR-MORE YARDS - All TDs

By Cowboys - T. Romo-to-T. Williams, 82 yards, vs. Den, 10/6/13
 Playoffs - T. Aikman-to-AI. Harper, 94 yards, vs. GB, 1/8/95
 By Opponents - D. Brees-to-C.J. Spiller, 80 yards, at NO, 10/4/15
 Playoffs - Has never Happened

40-OR-MORE PASS ATTEMPTS BY A PLAYER

By Cowboys - K. Moore, 48, vs. Wash, 1/3/16
 Playoffs - T. Aikman, 49, vs. Ari, 1/2/99
 By Opponents - D. Brees, 41, at NO, 10/4/15
 Playoffs - M. Stafford, 42, vs. Det 1/4/15

50-OR-MORE PASS ATTEMPTS BY A PLAYER

By Cowboys - T. Romo, 51, vs. Min, 11/3/13
 Playoffs - T. Aikman, 53, at SF, 1/15/95
 By Opponents - D. Brees, 53, vs. NO, 12/23/12
 Playoffs - J. Kelly, 50, vs. Buf, 1/30/94, SB XXXVII

25-OR-MORE PASS COMPLETIONS BY A PLAYER

By Cowboys - M. Cassel, 25, vs. Phi 11/8/15
 Playoffs - T. Aikman, 30, at SF, 1/15/95
 By Opponents - R. Fitzpatrick, 26, vs. NYJ 12/19/15
 Playoffs - M. Stafford, 28, vs. Det 1/4/15

30-OR-MORE PASS COMPLETIONS BY A PLAYER

By Cowboys - K. Moore, 33, vs. Wash, 1/3/16
 Playoffs - T. Aikman, 30, at SF, 1/15/95
 By Opponents - D. Brees, 33, at NO, 10/4/15
 Playoffs - J. Kelly, 31, vs. Buf, 1/30/94, SB XXXVII

4 TOUCHDOWN PASSES BY A PLAYER

By Cowboys - T. Romo, 4, vs. Ind, 12/21/14
 Playoffs - T. Aikman, vs. Buf, 1/31/93, SB XXXVII
 By Opponents - M. Flynn, 4, vs. GB, 12/15/13
 Playoffs - B. Favre, at Min, 1/17/10

-- RUSHING --

200-OR-MORE NET YARDS RUSHING

By Cowboys - 233, at NYG, 10/25/15
 Playoffs - 255, vs. Min, 12/28/96
 By Opponents - 236, at Buf, 12/27/15
 Playoffs - 269, LARams, 1/4/86

300-OR-MORE NET YARDS RUSHING

By Cowboys - 354, at Bal, 12/6/81
 Playoffs - 338, vs. LARams, 12/28/80
 By Opponents - 306, vs. Phi, 9/3/00
 Playoffs - Has never happened

100 YARDS RUSHING BY A PLAYER

By Cowboys - D. McFadden, 100, vs. NYJ 12/19/15
 Playoffs - D. Murray, 123, at GB, 1/11/15
 By Opponents - A. Morris, 100, vs. Wash, 1/3/16
 Playoffs - E. Lacy, 101, at GB, 1/11/15

200 YARDS RUSHING BY A PLAYER

By Cowboys - D. Murray, 253, vs. STL, 10/23/11
 Playoffs - Has never happened
 By Opponents - A. Morris, 200, at Wash, 12/30/12
 Playoffs - E. Dickerson, 248, at LARams, 1/4/86

TWO 100-YARD RUSHERS

By Cowboys - E. Smith, 122, C. Warren, 104, at Was, 10/4/98
 Playoffs - Has never happened
 By Opponents - L. McClain, 139, W. McGahee, 108, vs. Bal, 12/20/08
 Playoffs - Has never happened

3 TOUCHDOWNS RUSHING BY A PLAYER

By Cowboys - J. Randle (37, 1, 1), vs. Atl, 9/27/15
 Playoffs - E. Smith (1, 5, 16), vs. GB, 1/14/96
 By Opponents - D. Freeman (3, 2, 7), vs. Atl, 9/27/15
 Playoffs - L. Schreiber (1, 1, 1), at SF, 12/23/72

3 DIFFERENT PLAYERS WITH A RUSHING TOUCHDOWN

By Cowboys - M. Austin, M. Barber, T. Choice, vs. NO, 11/25/10
 Playoffs - T. Dorsett, J. Jones, T. Newsome, Ron Springs, vs. TB, 1/2/82
 By Opponents - M. Ingram, D. Sproles, P. Thomas, at NO, 11/10/13
 Playoffs - Has never happened

-- RECEIVING --

10-OR-MORE RECEPTIONS BY A PLAYER

By Cowboys - L. Dunbar, 10, vs. Atl, 9/27/15
 Playoffs - J. Witten, 10, at Min, 1/17/10
 By Opponents - J. Jones, 12, vs. Atl, 9/27/15
 Playoffs - A. Hastings, 10, vs. Pit, 1/28/96, SB XXX

100 YARDS RECEIVING BY A PLAYER

By Cowboys - C. Beasley & D. Bryant, 112 & 104, vs. Phi 11/8/15
 Playoffs - R. Ismail, 163, at Min, 1/9/00
 By Opponents - J. Crowder, 109, vs. Wash, 1/3/16
 Playoffs - D. Adams, 117; R. Cobb, 116, at GB, 1/11/15

150 YARDS RECEIVING BY A PLAYER

By Cowboys - T. Williams, 173, vs. Wash, 1/3/16
 Playoffs - R. Ismail, 163, at Min, 1/9/00
 By Opponents - J. Jones, 164, vs. Atl, 9/27/15
 Playoffs - A. Reed, 152, vs. Buf, 1/31/93, SB XXVII

TWO 100-YARD RECEIVERS

By Cowboys - C. Beasley, 112, D. Bryant, 104, vs. Phi 11/8/15
 Playoffs - M. Irvin, 111, A. Harper, 108, J. Novacek, 104, vs. GB, 1/8/95
 By Opponents - V. Cruz, 118, H. Nicks, 114, R. Randle, 101, vs. N.Y. Giants, 9/8/13
 Playoffs - D. Adams, 117; R. Cobb, 116, at GB, 1/11/15

3 TOUCHDOWN CATCHES BY A PLAYER

By Cowboys - D. Bryant (4, 26, 25), at SF, 12/14/14
 Playoffs - P. Pearson (18, 15, 19), at LARams, 1/14/76
 By Opponents - V. Cruz (70, 18, 10), vs. N.Y. Giants, 9/8/13
 Playoffs - S. Rice (47, 16, 45), at Min, 1/17/10

100-YARD RUSHER AND 100-YARD RECEIVER IN A GAME

By Cowboys - D. McFadden, 117, C. Beasley, 112, D. Bryant, 104, vs. Phi 11/8/15
 Playoffs - E. Smith, 116, M. Irvin, 103, vs. Min, 12/28/96
 By Opponents - A. Morris, 100, J. Crowder, 109, vs. Wash, 1/3/16
 Playoffs - E. Lacy, 101, D. Adams, 117, R. Cobb, 116, at GB, 1/11/15

100-YARD RUSHER, 100-YARD RECEIVER, 300-YARD PASSER

By Cowboys - D. Murray, 134, D. Bryant, 153, T. Romo, 358, vs. GB, 12/15/13
 Playoffs - E. Smith, 114, A. Harper, 117, T. Aikman, 322, at SF, 1/17/93
 By Opponents - M. Forte, 102, B. Marshall, 100, T. McCown, 348, at Chi, 12/9/13
 Playoffs - E. Lacy, 101, D. Adams, 117, R. Cobb, 116, A. Rodgers, 316, at GB, 1/11/15

-- TOUCHDOWNS --

3 TOUCHDOWNS BY A PLAYER

By Cowboys - J. Randle (3 rush), vs. Atl, 9/27/15
 Playoffs - E. Smith (3 rush), vs. GB, 1/14/96
 By Opponents - D. Freeman (3 rush), vs. Atl, 9/27/15
 Playoffs - S. Rice (3 rec.), at Min, 1/17/10

4 TOUCHDOWNS BY A PLAYER

By Cowboys - T. Owens (4 rec.), vs. Was, 11/18/07
 Playoffs - Has never happened
 By Opponents - S. Sharpe (4 rec.), vs. GB, 11/24/94
 Playoffs - Has never happened

ONE RUSHING AND ONE RECEIVING TOUCHDOWN BY A PLAYER

By Cowboys - D. Murray (1 rush, 1 rec.), at Was, 12/22/13
 Playoffs - E. Smith (1 rush, 1 rec.), vs. SF, 1/23/94
 By Opponents - J. Starks (1 rush, 1 rec.), at GB, 12/13/15
 Playoffs - J. Lofton (1 rush, 1 rec.), at GB, 1/16/83

ONE RUSH, ONE REC. AND ONE PASS TOUCHDOWN BY A PLAYER

By Cowboys - D. Reeves (1 rush, 1 pass), vs. Phi, 12/10/67
 Playoffs - Has never happened
 By Opponents - Has never happened
 Playoffs - Has never happened

-- TURNOVERS --**2 INTERCEPTIONS BY A PLAYER**

By Cowboys - J. Heath, at TB, 11/15/15
 Playoffs - L. Brown, vs. Pit, 1/28/96
 By Opponents - L. Keuchly, vs. Car, 11/26/15
 Playoffs - A. Williams, vs. Ari, 1/2/99

3 INTERCEPTIONS BY A PLAYER

By Cowboys - T. Newman, at Was, 12/14/03
 Playoffs - D. Thurman, vs. GB, 1/16/83
 By Opponents - A. Wilson, at Ari, 10/20/02
 Playoffs - Has never happened

NO TURNOVERS

By Cowboys - Dal 12, vs. Sea 13, 11/1/15
 Playoffs - Dal 27, Pit 17, 1/28/96, SB XXX
 By Opponents - Dal 7, GB 28, 12/13/15
 Playoffs - Dal 3, at Min 34, 1/17/10

-- DEFENSE --**HELD OPPONENT UNDER 200 YARDS TOTAL OFFENSE**

By Cowboys - 166, vs. TB, 9/23/12
 Playoffs - 178, vs. Phi, 1/10/93
 By Opponents - 193, at NO, 11/10/13
 Playoffs - 153, vs. Min, 12/30/73

HELD OPPONENT UNDER 300 YARDS TOTAL OFFENSE

By Cowboys - 266, at Was, 12/7/15
 Playoffs - 230, vs. N.Y. Giants, 1/13/08
 By Opponents - 270, at GB, 12/13/15
 Playoffs - 248, at Min, 1/17/10

-- PASSING DEFENSE --**HELD OPPONENT UNDER 100 YARDS PASSING**

By Cowboys - 87, at Was., 12/30/12
 Playoffs - 47, at LA Rams, 1/4/86
 By Opponents - 99, at GB, 12/13/15
 Playoffs - 63, vs. Min, 12/30/73

HELD OPPONENT UNDER 150 YARDS PASSING

By Cowboys - 140, at Mia, 11/22/15
 Playoffs - 140, vs. N.Y. Giants, 1/13/08
 By Opponents - 130, at Chi, 12/9/13
 Playoffs - 132, at Car, 1/3/04

-- RUSHING DEFENSE --**HELD OPPONENT UNDER 50 YARDS RUSHING**

By Cowboys - 7, at Phi, 9/20/15
 Playoffs - 48, vs. GB, 1/14/96
 By Opponents - 31, vs. Car, 11/26/15
 Playoffs - Has never happened

HELD OPPONENT UNDER 100 YARDS RUSHING

By Cowboys - 73, vs. NYJ 12/19/15
 Playoffs - 90, vs. Det 1/4/15
 By Opponents - 97, at Was, 12/7/15
 Playoffs - 73, vs. Det 1/4/15

--SACKS--**FIVE-OR-MORE SACKS**

By Cowboys - 5, vs. NE, 10/11/15
 Playoffs - 5, vs. Phi, 1/7/96
 By Opponents - 7, vs. Cle, 11/18/12
 Playoffs - 6, vs. Det 1/4/15

MULTIPLE SACK GAME BY A PLAYER

By Cowboys - D. Lawrences, 2.0, at Was, 12/17/15
 Playoffs - D. Ware, 2.0, vs. Philadelphia, 1/9/10
 By Opponents - B. Meriweather, 2.0, vs. Washington, 10/27/14
 Playoffs - N. Suh, 2.0, vs. Det 1/4/15

INTERCEPTION RETURNED FOR A TOUCHDOWN

By Cowboys - R. McClain, 12 yards, at Mia, 11/22/15
 Playoffs - G. Teague, 29 yards, vs. Min, 12/28/96
 By Opponents - K. Coleman, 36 yards, L. Keuchly, 32 yards, vs. Car, 11/26/15
 Playoffs - E. Davis, 44 yards, at SF, 1/15/95

FUMBLE RETURNED FOR A TOUCHDOWN

By Cowboys - A. Spencer, 5 yards, at Was, 12/28/14
 Playoffs - G. Washington, 46 yards, vs. Buf, 1/30/94, SB XXVIII
 By Opponents - D. Rodgers-Cromartie, 57 yards, vs. NYG, 9/13/15
 Playoffs - H. Green, 60 yards, TB, 1/9/83

-- SPECIAL TEAMS --**PUNT RETURNED FOR A TOUCHDOWN**

By Cowboys - D. Harris, 86 yards, vs. Was., 10/13/13
 Playoffs - G. Richards, 63 yards, vs. Min, 12/30/73
 By Opponents - D. Johnson, 98 yards, vs. Phi, 12/2/12
 Playoffs - Has never happened

KICKOFF RETURNED FOR A TOUCHDOWN

By Cowboys - F. Jones, 98 yards, vs. Phi, 9/15/08
 Playoffs - M. Austin, 93 yards, at Sea, 1/6/07
 By Opponents - D. Harris, 100 yards, at NYG, 10/25/15
 Playoffs - V. Washington, 97 yards, at SF, 12/32/72

PUNT BLOCKED

By Cowboys - D. McCray, at Phi, 9/20/15
 Playoffs - D. Brownlow, at Chi, 12/29/91
 By Opponents - M. Smith, at Sea, 9/16/12
 Playoffs - B. Harris, vs. GB, 1/14/96

PUNT BLOCKED FOR A TOUCHDOWN

By Cowboys - D. McCray, at Phi, (K. Wilber 26 yards), 9/20/15
 Playoffs - Has never happened
 By Opponents - D. Baldwin, at Sea, (M. Morgan, 25 yards), 10/12/14
 Playoffs - Has never happened

PUNT BLOCKED FOR A SAFETY

By Cowboys - C. Polk punt blocked out of the end zone, vs. SF, 11/23/08
 Playoffs - Has never happened
 By Opponents - R. McGovern, at KC, 10/22/89
 Playoffs - R. Harrison, vs. Pit, 1/18/76, SB X

FIELD GOAL BLOCKED

By Cowboys - T. Crawford, vs. Car, 11/26/15
 Playoffs - A. Mitchell, at Phi, 1/11/81
 By Opponents - C. Clemons, at Jax, 11/9/14
 Playoffs - D. Jones, at GB, 1/11/15

BLOCKED FIELD GOAL RETURNED FOR A TOUCHDOWN

By Cowboys - P. Watkins, vs. Min., 10/21/07, 68 yards, (C. Canty blk)
 Playoffs - Has never happened
 By Opponents - WO White, at Det, 10/27/91, 55 yards, (M. Spindler blk)
 Playoffs - Has never happened

PAT KICK MISSED

By Cowboys - D. Buehler, at Ari, 12/25/10
 Playoffs - L. Elliott, at SF, 1/17/93
 By Opponents - D. Carpenter, at Buf, 12/27/15
 Playoffs - J. Stenerud, vs. GB, 1/16/83

PAT KICK BLOCKED

By Cowboys - Barry Church, at Chi, 12/4/14
 Playoffs - Rod Hill, vs. GB, 1/16/83
 By Opponents - Barry Cofield, at NYG, 11/14/10
 Playoffs - Carl Eller, vs. Min, 1/1/78

ONSIDE KICK ATTEMPTED

By Cowboys - vs. Wash, 1/3/16
By Opponents - at Phi, 9/20/15

ONSIDE KICK SUCCESSFUL

By Cowboys - at Was, 12/28/14, B. Church recovered
By Opponents - at Chi, 12/4/14, D. Rosario recovered

-- SCORING --**SAFETY SCORED**

By Cowboys - A. Morris tackled in end zone, vs. Wash, 1/3/16
Playoffs - Snap over R. Stark's head out of end zone, at Car, 1/5/97
By Opponents - K. Wilber holding in the end zone (punt), at Jax, 11/9/14
Playoffs - R. Harrison punt blocked out of end zone, vs. Pit 1/18/76, SB X

TWO POINT ATTEMPT MADE

By Cowboys - D. McFadden pass from M. Cassel, vs. Car, 11/26/15
Playoffs - Has never happened
By Opponents - L. Toilolo pass from M. Ryan, vs. Atl, 9/27/15
Playoffs - C. Carter pass from B. Johnson, vs. Min, 12/28/96

TWO POINT ATTEMPT FAILED

By Cowboys - K. Orton pass incomplete, vs. Phi, 12/29/13
Playoffs - T. Aikman pass incomplete, at Car, 1/5/97
By Opponents - M. Flynn pass incomplete, vs. GB, 12/15/13
Playoffs - A. Rodgers pass incomplete, at GB, 1/11/15

50 POINTS SCORED

By Cowboys - Dal 51, vs. Sea, 7, 11/27/80
Playoffs - Dal 52, Buf 17, 1/30/92, SB XXVII
By Opponents - Den 51, vs. Dal, 48, 10/6/13
Playoffs - Has never happened

40 POINTS SCORED

By Cowboys - Dal 44, at Was 17, 12/28/14
Playoffs - Dal 40, vs. Min 15, 12/28/96
By Opponents - at Chi 45, Dal, 28, 12/9/13
Playoffs - Has never happened

WON BY 20-OR-MORE POINTS

By Cowboys - Dal 44, at Was 17, 12/28/14
Playoffs - at Dal 34, Phi 14, 1/9/10
By Opponents - Dal 7, at GB 28, 12/13/15
Playoffs - Dal 3, at Min 34, 1/17/10

SCORED 20-OR-MORE POINTS IN A QUARTER

By Cowboys - 21 points, 3rd quarter, at Chi, 12/4/14
Playoffs - 27 points, 2nd quarter, vs. Phi, 1/9/10
By Opponents - 21 points, 1st quarter, vs. Wash, 1/3/16
Playoffs - 21 points, 1st quarter, at SF, 1/15/95

SCORED 20-OR-MORE POINTS IN A HALF

By Cowboys - 20 points, 2nd half, vs. Phi 11/8/15
Playoffs - 27 points, 1st half, vs. Phi, 1/9/10
By Opponents - 24 points, 1st half, vs. Wash, 1/3/16
Playoffs - 31 points, 1st half, at SF, 1/15/95

TOUCHDOWN DRIVE OF 10-OR-MORE PLAYS

By Cowboys - 12 plays, vs. Wash, 1/3/16
Playoffs - 12 plays, at GB, 1/11/15
By Opponents - 12 plays, at GB, 12/13/15
Playoffs - 14 plays, vs. Det 1/4/15

TOUCHDOWN DRIVE OF 80-OR-MORE YARDS

By Cowboys - 89 yards, vs. Wash, 1/3/16
Playoffs - 80 yards, at GB, 1/11/15
By Opponents - 92 yards, at Buf, 12/27/15
Playoffs - 90 yards, at GB, 1/11/15

TOUCHDOWN DRIVE OF FIVE-OR-MORE MINUTES

By Cowboys - 6:00, vs. Car, 11/26/15
Playoffs - 5:38, vs. Det 1/4/15
By Opponents - 5:07, vs. NYJ 12/19/15
Playoffs - 7:10, vs. Det 1/4/15

TOUCHDOWNS SCORED BY OFFENSE AND DEFENSE

By Cowboys - 2 offense, 1 defense at Mia, 11/22/15
Playoffs - 3 offense, 1 defense, at Min, 12/28/96
By Opponents - 1 offense, 2 defense, vs. Car, 11/26/15
Playoffs - 4 offense, 1 defense, at SF, 1/15/95

TOUCHDOWNS SCORED BY OFFENSE, DEFENSE AND SPECIAL TEAMS

By Cowboys - 2 offense, 1 defense, 1 special teams, at Phi, 11/11/12
Playoffs - Has never happened
By Opponents - 1 offense, 1 defense, 1 special teams, at NYG, 10/25/15
Playoffs - Has never happened

HELD OPPONENT WITHOUT A TOUCHDOWN

By Cowboys - Dal 17, at Phi 3, 10/20/13
Playoffs - Dal 38, vs. TB 0, 1/2/82
By Opponents - Dal 6, at TB 10, 11/15/15
Playoffs - Dal 3, at Min 34, 1/17/10

SHUTOUT AN OPPONENT

By Cowboys - Dal 24, vs. Phi 0, 1/3/10
Playoffs - Dal 38, vs. TB 0, 1/2/82
By Opponents - Dal 0, at NE 12, 11/16/03
Playoffs - at LARams 20, Dal 0, 1/4/86

WON IN OVERTIME

By Cowboys - at Dal 20, Hou 17, 10/5/14
Playoffs - Has never happened
By Opponents - Dal 27, Phi 33 OT, 11/8/15
Playoffs - Has never happened

SCORED A TOUCHDOWN ON FIRST DRIVE OF THE FIRST HALF

By Cowboys - Dal 27, vs. Phi 33 OT, 11/8/15
Playoffs - at Dal 40, Min 15, 12/28/96
By Opponents - Dal 44, Was 17, 12/28/14
Playoffs - Dal 21, GB 26, 1/11/15

SCORED A TOUCHDOWN ON FIRST DRIVE OF THE SECOND HALF

By Cowboys - Dal 27, vs. NYG 26, 9/13/15
Playoffs - Dal 28, at SF 38, 1/15/95
By Opponents - Dal 27, vs. Phi 33 OT, 11/8/15
Playoffs - Dal 20, at Sea 21, 1/6/07

SCORED A TOUCHDOWN ON FIRST DRIVE OF BOTH HALVES

By Cowboys - Dal 38, vs. NO 17, 9/28/14
Playoffs - Dal 34, vs. Phil 10, 1/10/93
By Opponents - Dal 16, at KC 17, 9/15/13
Playoffs - Dal 14, vs. Cle 38, 12/28/69

SCORED A TD AND/OR FG ON FIRST DRIVE OF EITHER HALF

By Cowboys - Dal 27, vs. NYG 26, 9/13/15 - FG 1st, TD 2nd
Playoffs - Dal 30, Buf 13, 1/30/94 - FG 1st, TD 2nd (SB XXVIII)
By Opponents - Dal 27, vs. NYG 26, 9/13/15 - FG 1st, FG 2nd
Playoffs - Dal 20, at Sea 21, 1/6/07 - FG 1st, TD 2nd



PLAYOFF RECORDS

Dallas Cowboys Playoff History

Date	Game	Opponent	Result	Site
1966 Season (0-1)				
Jan. 1, 1967	Championship Game	Green Bay	L 27-34	Cotton Bowl
1967 Season (1-1)				
Dec. 24	Eastern Championship Game	Cleveland	W 52-14	Cotton Bowl
Dec. 31	Championship Game	Green Bay	L 17-21	Lambeau Field
1968 Season (0-1)				
Dec. 21	Eastern Championship Game	Cleveland	L 20-31	Cleveland Stadium
1969 Season (0-1)				
Dec. 28	Eastern Championship Game	Cleveland	L 14-38	Cotton Bowl
1970 Season (2-1)				
Dec. 26	NFC Divisional Playoff	Detroit	W 5-0	Cotton Bowl
Jan. 3, 1971	NFC Championship Game	San Francisco	W 17-10	Kezar Stadium
Jan. 17, 1971	Super Bowl V	Baltimore	L 13-16	Orange Bowl
1971 Season (3-0)				
Dec. 25	NFC Divisional Playoff	Minnesota	W 20-12	Metropolitan Stadium
Jan. 2, 1972	NFC Championship Game	San Francisco	W 14-3	Texas Stadium
Jan. 16, 1972	Super Bowl VI	Miami	W 24-3	Tulane Stadium
1972 Season (1-1)				
Dec. 23	NFC Divisional Playoff	San Francisco	W 30-28	Candlestick Park
Dec. 31	NFC Championship Game	Washington	L 3-26	RFK Stadium
1973 Season (1-1)				
Dec. 23	NFC Divisional Playoff	Los Angeles	W 27-16	Texas Stadium
Dec. 30	NFC Championship Game	Minnesota	L 10-27	Texas Stadium
1975 Season (2-1)				
Dec. 28	NFC Divisional Playoff	Minnesota	W 17-14	Metropolitan Stadium
Jan. 4, 1976	NFC Championship Game	Los Angeles	W 37-7	Memorial Coliseum
Jan. 18, 1976	Super Bowl X	Pittsburgh	L 17-21	Orange Bowl
1976 Season (0-1)				
Dec. 19	NFC Divisional Playoff	Los Angeles	L 12-14	Texas Stadium
1977 Season (3-0)				
Dec. 26	NFC Divisional Playoff	Chicago	W 37-7	Texas Stadium
Jan. 1, 1978	NFC Championship Game	Minnesota	W 23-6	Texas Stadium
Jan. 15, 1978	Super Bowl XII	Denver	W 27-10	Louisiana Superdome
1978 Season (2-1)				
Dec. 30	NFC Divisional Playoff	Atlanta	W 27-20	Texas Stadium
Jan. 7, 1979	NFC Championship Game	Los Angeles	W 28-0	Memorial Coliseum
Jan. 21, 1979	Super Bowl XIII	Pittsburgh	L 31-35	Orange Bowl
1979 Season (0-1)				
Dec. 30	NFC Divisional Playoff	Los Angeles	L 19-21	Texas Stadium
1980 Season (2-1)				
Dec. 28	NFC Wild Card Game	Los Angeles	W 34-13	Texas Stadium
Jan. 4, 1981	NFC Divisional Playoff	Atlanta	W 30-27	Fulton County Stad.
Jan. 11, 1981	NFC Championship Game	Philadelphia	L 7-20	Veterans Stadium
1981 Season (1-1)				
Jan. 2, 1982	NFC Divisional Playoff	Tampa Bay	W 38-0	Texas Stadium
Jan. 10, 1982	NFC Championship Game	San Francisco	L 27-28	Candlestick Park
1982 Season (2-1)				
Jan. 9, 1983	NFC Wild Card Game	Tampa Bay	W 30-17	Texas Stadium
Jan. 16, 1983	NFC Divisional Playoff	Green Bay	W 37-26	Texas Stadium
Jan. 22, 1983	NFC Championship Game	Washington	L 17-31	RFK Stadium
1983 Season (0-1)				
Dec. 26	NFC Wild Card Game	Los Angeles	L 17-24	Texas Stadium

Date	Game	Opponent	Result	Site
1985 Season (0-1)				
Jan. 4, 1986	NFC Divisional Playoff	Los Angeles	L 0-20	Anaheim Stadium
1991 Season (1-1)				
Dec. 29	NFC Wild Card Game	Chicago	W 17-13	Soldier Field
Jan. 5, 1992	NFC Divisional Playoff	Detroit	L 6-38	Pontiac Silverdome
1992 Season (3-0)				
Jan. 10, 1993	NFC Divisional Playoff	Philadelphia	W 34-10	Texas Stadium
Jan. 17, 1993	NFC Championship Game	San Francisco	W 30-20	Candlestick Park
Jan. 31, 1993	Super Bowl XXVII	Buffalo	W 52-17	Rose Bowl
1993 Season (3-0)				
Jan. 16, 1994	NFC Divisional Playoff	Green Bay	W 27-17	Texas Stadium
Jan. 23, 1994	NFC Championship Game	San Francisco	W 38-21	Texas Stadium
Jan. 30, 1994	Super Bowl XXVIII	Buffalo	W 30-13	Georgia Dome
1994 Season (1-1)				
Jan. 8, 1995	NFC Divisional Playoff	Green Bay	W 35-9	Texas Stadium
Jan. 15, 1995	NFC Championship Game	San Francisco	L 28-38	Candlestick Park
1995 Season (3-0)				
Jan. 7, 1996	NFC Divisional Playoff	Philadelphia	W 30-11	Texas Stadium
Jan. 14, 1996	NFC Championship Game	Green Bay	W 38-27	Texas Stadium
Jan. 28, 1996	Super Bowl XXX	Pittsburgh	W 27-17	Sun Devil Stadium
1996 Season (1-1)				
Dec. 28	NFC Wild Card Game	Minnesota	W 40-15	Texas Stadium
Jan. 5, 1997	NFC Divisional Playoff	Carolina	L 17-26	Ericsson Stadium
1998 Season (0-1)				
Jan. 2, 1999	NFC Wild Card Game	Arizona	L 7-20	Texas Stadium
1999 Season (0-1)				
Jan. 9, 2000	NFC Wild Card Game	Minnesota	L 10-27	Metrodome
2003 Season (0-1)				
Jan. 3, 2004	NFC Wild Card Game	Carolina	L 10-29	Ericsson Stadium
2006 Season (0-1)				
Jan. 6, 2007	NFC Wild Card Game	Seattle	L 20-21	Qwest Field
2007 Season (0-1)				
Jan. 13, 2008	NFC Divisional Playoff	N.Y. Giants	L 17-21	Texas Stadium
2009 Season (1-1)				
Jan. 9, 2010	NFC Wild Card Game	Philadelphia	W 34-14	AT&T Stadium
Jan. 17, 2010	NFC Divisional Playoff	Minnesota	L 3-34	Metrodome
2014 Season (1-1)				
Jan. 4, 2015	NFC Wild Card Game	Detroit	W 24-20	AT&T Stadium
Jan. 11, 2015	NFC Divisional Playoff	Green Bay	L 21-26	Lambeau Field

NFL Playoff Record: 34-26

Home: 19-8
Away: 9-14

Wild Card Game: 6-5
Divisional Game: 15-10

Championship Game: 8-8
Super Bowl: 5-3

Dallas Cowboys Playoff Record vs.

Arizona.....	0-1	Denver.....	1-0	Philadelphia.....	3-1
Atlanta.....	2-0	Detroit.....	2-1	Pittsburgh.....	1-2
Baltimore.....	0-1	Green Bay.....	4-3	San Francisco.....	5-2
Buffalo.....	2-0	Los Angeles Rams.....	4-4	Seattle.....	0-1
Carolina.....	0-2	Miami.....	1-0	Tampa Bay.....	2-0
Chicago.....	2-0	Minnesota.....	4-3	Washington.....	0-2
Cleveland.....	1-2	N.Y. Giants.....	0-1		

Cowboys All-Time Leaders

RUSHING (yards)

PLAYER	G	ATT	YARDS	AVG.	LONG	TD
1. Smith, Emmitt (1990-02).....	17	349	1,586	4.5	65	19
2. Dorsett, Tony (1977-87).....	17	302	1,383	4.6	53	9
3. Newhouse, Robert (1972-83).....	23	174	651	3.7	19	3
4. Thomas, Duane (1970-71).....	6	130	518	4.0	23	4
5. Garrison, Walt (1966-74).....	15	126	493	3.9	19	0
6. Staubach, Roger (1969-79).....	20	76	432	5.7	29	0
7. Hill, Calvin (1969-74).....	8	90	335	3.8	48	2
8. Perkins, Don (1961-68).....	4	66	284	4.3	24	3
9. Jones, Felix (2008-12).....	2	30	217	7.2	73t	1
10. Springs, Ron (1979-84).....	9	42	201	4.8	32	2
11. Murray, DeMarco (2011-14).....	2	44	198	4.5	30	2

RECEIVING (yards)

PLAYER	G	NO	YARDS	AVG.	LONG	TD
1. Irvin, Michael (1988-99).....	16	87	1,315	15.1	53	8
2. Pearson, Drew (1973-83).....	22	67	1,105	16.5	83t	8
3. Harper, Alvin (1991-94, 1999).....	10	24	655	27.3	94t	4
4. Novacek, Jay (1990-96).....	13	62	645	10.4	25	6
5. Hill, Tony (1977-86).....	17	46	618	13.4	49	4
6. Pearson, Preston (1975-80).....	13	43	504	11.7	34	3
7. Hayes, Bob (1965-74).....	17	31	492	15.9	86t	2
8. DuPree, Billy Joe (1973-83).....	22	39	447	11.5	28	4
9. Witten, Jason (2003-15).....	7	39	427	10.9	32	0
10. Dorsett, Tony (1977-87).....	17	46	403	8.8	32	1

RUSHING-RECEIVING (yards)

PLAYER	G	RUSHING	RECEIVING	TOTAL
1. Smith, Emmitt (1990-02).....	17	1,586	342	1,928
2. Dorsett, Tony (1977-87).....	17	1,383	403	1,786
3. Irvin, Michael (1988-99).....	16	0	1,315	1,315
4. Pearson, Drew (1973-83).....	22	16	1,105	1,121
5. Newhouse, Robert (1972-83).....	23	651	80	731
6. Alvin Harper (1991-94, 1999).....	10	3	655	658
7. Garrison, Walt (1966-74).....	15	493	159	652
8. Novacek, Jay (1990-96).....	13	0	645	645
9. Pearson, Preston (1975-80).....	13	135	504	639
10. Tony Hill (1977-86).....	17	-6	618	612

PASSING (rating - min. 150 att.)

PLAYER	G	ATT	COMP	PCT	YDS	TD	INT	RATING
1. Tony Romo (2006-15).....	7	185	114	61.6	1,316	8	2	93.0
2. Aikman, Troy (1989-00).....	16	502	320	63.7	3,849	23	17	88.3
3. Staubach, Roger (1969-79).....	20	410	223	54.4	2,791	24	19	76.0
4. White, Danny (1976-88).....	18	360	206	57.2	2,284	15	16	71.68

SCORING

PLAYER	G	TD	PAT	2PT	FG	TOTAL
1. Smith, Emmitt (1990-02).....	17	21	—	—	—	126
2. Septien, Rafael (1978-86)	13	—	40	—	18	94
3. Boniol, Chris (1994-96)	7	—	24	—	13	63
4. Dorsett, Tony (1977-87).....	17	10	—	—	—	60
5. Fritsch, Toni (1971-73, 1975)	7	—	15	—	12	51
6. Pearson, Drew (1973-83).....	22	8	—	—	—	48
Irvin, Michael (1988-99).....	13	8	—	—	—	48
8. Clark, Mike (1968-71, 73)	8	—	14	—	9	41
9. Novacek, Jay (1990-96).....	13	6	—	—	—	36
10. Murray, Eddie (1993, 1999).....	4	—	12	—	7	33

FIELD GOAL PCT. (min. 10 made)

PLAYER	G	Att.	Made	Pct.	Long
1. Septien, Rafael (1978-86)	14	20	18	90.0	50
2. Boniol, Chris (1994-96)	7	15	13	86.7	51
3. Fritsch, Toni (1971-73, 1975)	7	14	12	85.7	45

PUNTING (min. 25 punts)

PLAYER	G	No.	Avg.	Long	Blk
1. Saxon, Mike (1985-92).....	6	26	43.5	57	1
2. Jett, John (1993-96)	10	33	42.9	59	1
3. Widby, Ron (1968-71).....	8	51	40.7	65	0
4. White, Danny (1976-88).....	17	84	36.6	53	0

PUNT RETURNS (min. 10)

PLAYER	G	No.	Yards	Avg.	Long	TD
1. Hayes, Bob (1965-74).....	15	12	151	12.6	68	0
2. Johnson, Butch (1976-83)	17	19	208	11.0	44	0
3. Jones, James (1980-82, 1984-85).....	5	16	147	9.2	43	0

KICKOFF RETURNS (min. 10)

PLAYER	G	No.	Yards	Avg.	Long	TD
1. Harris, Cliff (1970-79).....	21	11	243	22.1	34	0
2. Williams, Kevin (1993-96).....	10	23	505	22.0	50	0
3. Martin, Kelvin (1987-92, 1996).....	5	11	237	21.5	39	0
4. Jones, James (1980-82, 1984-85).....	6	13	267	20.5	33	0
5. Fellows, Ron (1981-86).....	6	11	191	17.4	33	0
6. Johnson, Butch (1976-83)	17	12	207	17.3	26	0

INTERCEPTIONS

PLAYER	G	No.	Yards	Avg.	Long	TD
1. Waters, Charlie (1970-78, 1980-81).....	25	9	124	13.8	29	0
2. Thurman, Dennis (1978-85)	13	7	126	18.0	39t	1
3. Harris, Cliff (1970-79).....	21	6	103	17.2	30	0
4. Brown, Larry (1991-95, 1998).....	14	5	105	21.0	44	0
5. Howley, Chuck (1961-73).....	11	4	89	22.3	41	0
Lewis, D.D. (1968, 1970-71).....	27	4	64	16.0	23	0
Jordan, Lee Roy (1963-76)	19	4	34	8.5	41	0
Renfro, Mel (1964-77)	21	4	32	8.0	19	0
9. Washington, James (1990-94)	8	3	46	15.3	21	0
Everett, Thomas (1992-93)	6	3	36	12.0	22	0
Woodson, Darren (1992-2003)	14	3	24	8.0	19	0
Walls, Everson (1981-89).....	7	3	20	6.7	20	0
Hughes, Randy (1975-80).....	12	3	1	0.3	1	0
Barnes, Benny (1972-82).....	21	3	0	0.0	0	0

Cowboys Individual Playoff Records

SERVICE

Most Games, Career

- 27 D.D. Lewis, 1968, 1970-81
- 26 Larry Cole, 1968-80
- 25 Charlie Waters, 1970-78, 1980-81

SCORING

POINTS

Career

- 126 Emmitt Smith, 1990-99 (21-td)
- 94 Rafael Septien, 1978-85 (40-pat, 18-fg)
- 63 Chris Boniol, 1994-96 (24-pat, 13-fg)

Game

- 18 Craig Baynham, vs. Cleveland, 12/24/67
- 18 Preston Pearson, @ L.A. Rams, 1/4/76
- 18 Emmitt Smith, vs. Green Bay, 1/14/96

Game, Opponent

- 18 Larry Schreiber, @ San Francisco, 12/23/72
- 18 Sidney Rice, @ Minnesota, 1/17/10
- 17 John Kasay, @ Carolina, 1/3/04
- 14 Curt Knight, @ Washington, 12/31/72
- 14 John Kasay, @ Carolina, 1/5/97

TOUCHDOWNS

Career

- 21 Emmitt Smith, 1990-99 (19-r, 2-p)
- 10 Tony Dorsett, 1977-85 (9-r, 1-p)
- 8 Drew Pearson, 1973-83 (8-p)
- 8 Michael Irvin, 1988-98 (8-p)

Game

- 3 Craig Baynham, vs. Cleveland, 12/24/67 (2-r, 1-p)
- 3 Preston Pearson, @ L.A. Rams, 1/4/76 (3-p)
- 3 Emmitt Smith, vs. Green Bay, 1/14/96 (3-r)

Game, Opponent

- 3 Larry Schreiber, @ San Francisco, 12/23/72 (3-r)
- 3 Sidney Rice, @ Minnesota, 1/17/10 (3-p)

Most Consecutive Games Scoring Touchdown

- 8 Emmitt Smith, 1993-96
- 5 Duane Thomas, 1970-71
- 3 Tony Dorsett, 1977-78
- 3 Tony Dorsett, 1981-82
- 3 Emmitt Smith, 1992
- 3 Alvin Harper, 1992-93
- 3 Jay Novacek, 1992-93
- 3 Michael Irvin, 1994-95

POINTS AFTER TOUCHDOWNS

Most Attempted, Career

- 40 Rafael Septien, 1978-85
- 24 Chris Boniol, 1994-96
- 15 Toni Fritsch, 1971-73, 1975

Most Attempted, Game

- 7 Danny Villanueva, vs. Cleveland, 12/24/67
- 7 Lin Elliott, vs. Buffalo, 1/31/93

Most Made, Career

- 40 Rafael Septien, 1978-85
- 24 Chris Boniol, 1994-96
- 15 Toni Fritsch, 1971-73, 1975

Most Made, Game

- 7 Danny Villanueva, vs. Cleveland, 12/24/67
- 7 Lin Elliott, vs. Buffalo, 1/31/93

Made, Opponent

- 5 Don Cockroft, vs. Cleveland, 12/28/69
- 5 Roy Gerela, vs. Pittsburgh, 1/21/79
- 5 Eddie Murray, @ Detroit, 1/5/92
- 5 Doug Brien, @ San Francisco, 1/15/95

Most Made, No Misses, Career

- 40 Rafael Septien, 1978-86
- 24 Chris Boniol, 1994-96
- 15 Toni Fritsch, 1971-73, 1975

FIELD GOALS

Most Attempted, Career

- 21 Rafael Septien, 1978-86
- 15 Chris Boniol, 1994-96
- 14 Toni Fritsch, 1972-76
- 14 Mike Clark, 1968-71, 1973

Most Attempted, Game

- 5 Efen Herrera, vs. Denver, 1/15/78
- 4 Mike Clark, @ Cleveland, 12/21/68
- 4 Chris Boniol, vs. Minnesota, 12/28/96

Most Attempted, Opponent, Game

- 6 David Ray, vs. L.A. Rams, 12/23/73
- 5 John Kasay, @ Carolina, 1/3/04
- 4 Curt Knight, @ Washington, 12/31/72
- 4 John Kasay, @ Carolina, 1/5/97

Most Made, Career

- 18 Rafael Septien, 1978-86
- 13 Chris Boniol, 1994-96
- 12 Toni Fritsch, 1972-76

Most Made, Game

- 4 Chris Boniol, vs. Minnesota, 12/28/96
- 3 7 times, last by Chris Boniol @ Carolina, 1/5/97

Most Made, Opponent, Game

- 5 John Kasay, @ Carolina, 1/3/04
- 4 Curt Knight, @ Washington, 12/31/72
- 4 John Kasay, @ Carolina, 1/5/97

Most Consecutive Field Goals Made

- 15 Rafael Septien, 1978-82
- 9 Chris Boniol, 1995-96
- 7 Efen Herrera, 1976-77
- 7 Eddie Murray, 1994, 1999

Most Consecutive Games Made

- 7 Toni Fritsch, 1972-76
- 6 Rafael Septien, 1976-78
- 5 Chris Boniol, 1995-96

Longest Field Goal

- 51 Chris Boniol, vs. Philadelphia, 1/7/96
- 51 Dan Bailey, vs. Detroit, 1/4/15
- 50 Rafael Septien, vs. Green Bay, 1/16/83
- 50 Eddie Murray, vs. S.F., 1/23/94
- 50 Martin Gramatica, @ Seattle, 1/6/07

Longest Field Goal, Opponent

- 54 Steve Christie, vs. Buffalo, 1/30/94
- 51 Roy Gerela, vs. Pittsburgh, 1/21/79
- 50 Chris Jacke, vs. Green Bay, 1/8/95

Highest Field Goal Percentage, Career (10 made)

- 90.0 Rafael Septien, 1978-86 (18-20)
- 86.7 Chris Boniol, 1994-96 (13-15)
- 85.7 Toni Fritsch, 1972-76 (12-14)

SAFETIES

Most, Game

- 1 George Andrie and Jethro Pugh, vs. Detroit, 12/26/70

Most, Opponent, Game

- 1 Jim Jensen, vs. L.A. Rams, 12/19/76
- 1 Alan Page, @ Minnesota, 12/25/71
- 1 Reggie Harrison, vs. Pittsburgh, 1/18/76
- 1 Terry Glenn, fumble through end zone, @ Seattle, 1/6/07

RUSHING

ATTEMPTS

Career

- 349 Emmitt Smith, 1990-99
- 302 Tony Dorsett, 1977-85
- 174 Robert Newhouse, 1972-83

Game

- 35 Emmitt Smith, vs. Green Bay, 1/14/96
- 30 Duane Thomas, vs. Detroit, 12/26/70
- 30 Emmitt Smith, vs. Buffalo, 1/30/94

Opponent, Game

- 36 John Riggins, vs. Washington, 1/22/83
- 34 Eric Dickerson, @ L.A. Rams, 1/4/86
- 30 Larry Brown, @ Washington, 12/31/72

YARDS GAINED

Career

- 1,586 Emmitt Smith, 1990-99
- 1,383 Tony Dorsett, 1977-85
- 651 Robert Newhouse, 1972-83

Game

- 160 Tony Dorsett, vs. L.A. Rams, 12/28/80
- 150 Emmitt Smith, vs. Green Bay, 1/14/96
- 148 Felix Jones, vs. Philadelphia, 1/9/10

Game, Opponent

- 248 Eric Dickerson, @ L.A. Rams, 1/4/86
- 194 Wilbert Montgomery, @ Philadelphia, 1/11/81
- 140 John Riggins, vs. Washington, 1/22/83
- 140 Robert Smith, @ Minnesota, 1/9/00

Longest Run

- 73 Felix Jones, vs. Philadelphia, 1/9/10 (TD)
- 65 Emmitt Smith, @ Minnesota, 1/9/00
- 53 Tony Dorsett, @ L.A. Rams, 1/7/79

Longest Run, Opponent

74	Adrian Murrell, vs. Arizona, 1/2/99
71	James Lofton, vs. Green Bay, 1/16/83 (TD)
55	Wilbert Montgomery, @ Philadelphia, 1/7/79
55	Eric Dickerson, vs. L.A. Rams, 12/26/83 (TD)

Most Games, 100 or More Yards

7	Emmitt Smith, 1990-98
3	Tony Dorsett, 1978-83
2	Duane Thomas, 1970-71

Most Consecutive Games, 100 or More Yards

3	Emmitt Smith, 1992
2	Duane Thomas, 1970-71

AVERAGE GAIN

Career (50 attempts)

5.68	Roger Staubach, 1969-79 (76-432)
4.58	Tony Dorsett, 1977-85 (302-1,383)
4.54	Emmitt Smith, 1990-99 (349-1,586)

Game (10 attempts)

9.25	Felix Jones, vs. Philadelphia, 1/9/10 (16-148)
7.27	Tony Dorsett, vs. L.A. Rams, 12/28/80 (22-160)
6.94	Calvin Hill, @ San Francisco, 12/23/72 (18-125)

TOUCHDOWNS

Career

19	Emmitt Smith, 1990-99
9	Tony Dorsett, 1977-85
4	Duane Thomas, 1970-71

Game

3	Emmitt Smith, vs. Green Bay, 1/14/96
2	Eight times, last by Emmitt Smith, vs. Minnesota, 12/28/96

Opponent, Game

3	Larry Schreiber, @ San Francisco, 12/23/72
2	Four times, last by Eric Dickerson, @ L.A. Rams, 1/4/86

Most Consecutive Games Rushing for Touchdown

8	Emmitt Smith, 1993-96
3	Duane Thomas, 1971-72
3	Tony Dorsett, 1977-78
3	Tony Dorsett, 1981-82
3	Emmitt Smith, 1992

PASSING

ATTEMPTS

Career

502	Troy Aikman, 1989-99
410	Roger Staubach, 1969-79
360	Danny White, 1976-88

Game

53	Danny White, vs. L.A. Rams, 12/26/83
53	Troy Aikman, @ San Francisco, 1/15/95
49	Troy Aikman, vs. Arizona, 1/2/99

Game, Opponent

50	Jim Kelly, vs. Buffalo, 1/30/94
49	Neil O'Donnell, vs. Pittsburgh, 1/28/96
45	Brett Favre, vs. Green Bay, 1/16/94
45	Steve Young, vs. San Francisco, 1/22/94

COMPLETIONS

Career

320	Troy Aikman, 1989-99
223	Roger Staubach, 1969-79
206	Danny White, 1976-88

Game

32	Danny White, vs. L.A. Rams, 12/26/83
30	Troy Aikman, @ San Francisco, 1/15/95
28	Troy Aikman, vs. Green Bay, 1/16/94

Opponent, Game

31	Jim Kelly, vs. Buffalo, 1/30/94
29	Erik Kramer, @ Detroit, 1/5/92
28	Brett Favre, vs. Green Bay, 1/16/94
28	Neil O'Donnell, vs. Pittsburgh, 1/28/96
28	Matthew Stafford, vs. Detroit, 1/4/15

Consecutive Passes Completed

10	Troy Aikman, vs. Pittsburgh, 1/28/96
8	Danny White, vs. Green Bay, 1/16/83
8	Troy Aikman, vs. Buffalo, 1/31/93

COMPLETION PERCENTAGE

Career (150 attempts)

63.75	Troy Aikman, 1989-99 (320 of 502)
61.62	Tony Romo, 2003-14 (114 of 185)
57.22	Danny White, 1976-88 (206 of 360)

Game (20 attempts)

76.67	Troy Aikman, vs. Green Bay, 1/8/95 (23 of 30)
75.68	Troy Aikman, vs. Green Bay, 1/16/94 (28 of 37)
73.33	Troy Aikman, vs. Buffalo, 1/31/93 (22 of 30)

YARDS GAINED

Career

3,849	Troy Aikman, 1989-99
2,791	Roger Staubach, 1969-79
2,284	Danny White, 1976-88

Game

380	Troy Aikman, @ San Francisco, 1/15/95
337	Troy Aikman, vs. Green Bay, 1/8/95
330	Danny White, vs. L.A. Rams, 12/26/83

Game, Opponent

341	Erik Kramer, @ Detroit, 1/5/92
332	Lynn Dickey, vs. Green Bay, 1/16/83
323	Matthew Stafford, vs. Detroit, 1/4/15

Most Games, 300 or More Passing Yards, Career

4	Troy Aikman, 1991-95
3	Danny White, 1976-88

Longest Pass Completion (All TDs)

94	Troy Aikman (to Harper), vs. Green Bay, 1/8/95
86	Don Meredith (to Hayes), vs. Cleveland, 12/24/67
83	Roger Staubach (to D. Pearson), vs. L.A. Rams, 12/23/73

Opponent, Longest Pass Completion (All TDs except as noted)

76	Michael Vick (to Jeremy Maclin), vs. Philadelphia, 1/9/10
75	Frank Ryan (to Paul Warfield), vs. Cleveland, 12/24/67
75	John Unitas (to John Mackey), vs. Baltimore, 1/17/71
75	Doug Williams (to Jimmie Giles), vs. Tampa Bay, 1/2/82 (no TD)

TOUCHDOWNS

Career

24	Roger Staubach, 1969-79
23	Troy Aikman, 1989-98
15	Danny White, 1976-88

Game

4	Roger Staubach, @ L.A. Rams, 1/4/76
4	Troy Aikman, vs. Buffalo, 1/31/93

Opponent, Game

4	Bart Starr, vs. Green Bay, 1/1/67
4	Terry Bradshaw, vs. Pittsburgh, 1/21/79
4	Brett Favre, @ Minnesota, 1/17/10

Most Consecutive Games, Touchdown Pass

5	Troy Aikman, 1992-93
5	Troy Aikman, 1994-95
4	Danny White, 1982-83

HAD INTERCEPTED

Career

19	Roger Staubach, 1969-79
17	Troy Aikman, 1989-99
16	Danny White, 1976-88

Game

4	Roger Staubach, vs. Minnesota, 12/30/73
3	Ten times, last Troy Aikman, vs. Arizona, 1/2/99

Opponent, Game

4	Bob Avellini, vs. Chicago, 12/26/77
4	Craig Morton, vs. Denver, 1/15/78
4	Doug Williams, vs. Tampa Bay, 1/2/82

Most Consecutive Passes Attempted, None Intercepted

111	Troy Aikman, 1991-93
102	Roger Staubach, 1969-1973
88	Troy Aikman, 1994-96

Most Attempts, No Interceptions, Game

35	Tony Romo, vs. Philadelphia, 1/9/10
34	Troy Aikman, @ San Francisco, 1/17/93
33	Troy Aikman, vs. Green Bay, 1/14/96

Most Attempts, No Interceptions, Opponent

38	Erik Kramer, @ Detroit, 1/5/92
35	Aaron Rodgers, @ Green Bay, 1/11/15
30	Vince Ferragamo, vs. L.A. Rams, 12/26/83
30	Randall Cunningham, vs. Philadelphia, 1/10/93

RATING

Career

93.0	Tony Romo (2006-14)
88.3	Troy Aikman (1989-00)
76.0	Roger Staubach (1969-1979)

Game

143.6	Tony Romo, @ Green Bay, 1/11/15
140.7	Troy Aikman, vs. Buffalo, 1/31/93
121.1	Roger Staubach, @ San Francisco, 12/23/72

Game, Opponent

148.6	Billy Kilmer, @ Washington, 12/31/72
143.5	Bart Starr, vs. Green Bay, 1/1/67
134.4	Brett Favre, @ Minnesota, 1/17/10

TIMES SACKED**Game**

7	Roger Staubach, vs. L.A. Rams, 12/23/73
7	Roger Staubach, vs. Pittsburgh, 1/18/76
6	Tony Romo, @ Minnesota, 1/17/10
6	Tony Romo, vs. Detroit, 1/4/15

Opponent, Game

5	John Hadl, vs. L.A. Rams, 12/23/73
5	Ron Jaworski, vs. L.A. Rams, 1/4/76
5	Steve Bartkowski, @ Atlanta, 12/30/78
5	Randall Cunningham, vs. Philadelphia, 1/10/93

PASS RECEIVING**RECEPTIONS****Career**

87	Michael Irvin, 1988-98
67	Drew Pearson, 1973-83
62	Jay Novacek, 1990-95

Game

12	Michael Irvin, @ San Francisco, 1/15/95
11	Jay Novacek, vs. Green Bay, 1/8/95
10	Jason Witten, @ Minnesota, 1/17/10

Opponent, Game

10	Andre Hastings, vs. Pittsburgh, 1/28/96
9	Tom Waddle, @ Chicago, 12/29/91
9	Edgar Bennett, vs. Green Bay, 1/16/94

Most Consecutive Games, Pass Reception

22	Drew Pearson, 1973-83
16	Michael Irvin, 1991-98
13	Jay Novacek, 1991-95

YARDS**Career**

1,315	Michael Irvin, 1988-98
1,105	Drew Pearson, 1973-83
655	Alvin Harper, 1991-94

Game

192	Michael Irvin, @ San Francisco, 1/15/95
163	Raghib Ismail, @ Minnesota, 1/9/00
144	Bob Hayes, vs. Cleveland, 12/24/67

Game, Opponent

161	Lynn Swann, vs. Pittsburgh, 1/18/76
152	Andre Reed, vs. Buffalo, 1/31/93
146	Charlie Taylor, vs. Washington, 12/31/72
146	Jeremy Macclin, vs. Philadelphia, 1/9/10

Longest Pass Reception (All TDs)

94	Alvin Harper (from Alkman), vs. Green Bay, 1/8/95
86	Bob Hayes (from Meredith), vs. Cleveland, 12/24/67
83	Drew Pearson (from Staubach), vs. L.A. Rams, 12/23/73

Longest Pass Reception, Opponent (All TDs, except *)

76	J. Macclin (from M. Vick), vs. Philadelphia, 1/9/10
75	P. Warfield (from F. Ryan), vs. Cleveland 12/24/67
75	J. Mackey (from J. Unitas), vs. Baltimore, 1/17/71
75	J. Giles (from D. Williams), vs. Tampa Bay, 1/2/82*

Most Games, 100 or More Yards Receiving, Career

6	Michael Irvin, 1988-98
2	Tony Hill, 1977-86
2	Alvin Harper, 1991-94

AVERAGE GAIN**Career (20 receptions)**

27.3	Alvin Harper, 1991-94 (24-655)
16.5	Drew Pearson, 1973-83 (67-1,105)
15.8	Butch Johnson, 1976-83 (25-394)

Game (3 receptions)

39.0	Alvin Harper, @ San Francisco, 1/17/93 (3-117)
34.0	Frank Clarke, vs. Green Bay, 1/1/67 (3-102)
29.3	Alvin Harper, @ Chicago, 12/29/91 (3-88)

TOUCHDOWNS**Career**

8	Drew Pearson, 1973-83
8	Michael Irvin, 1988-98
6	Jay Novacek, 1990-95

Game

3	Preston Pearson, @ L.A. Rams, 1/4/76
---	--------------------------------------

Game, Opponent

3	Sidney Rice, @ Minnesota, 1/17/10
2	Nine times, last by Amani Toomer, vs. N.Y. Giants, 1/13/08

Most Consecutive Games, Touchdown

3	Alvin Harper, 1992-93
3	Jay Novacek, 1990-93
3	Michael Irvin, 1994-95

RUSHING-RECEIVING**ATTEMPTS****Career**

395	Emmitt Smith, 1990-99 (349-ru, 46-re)
348	Tony Dorsett, 1977-85 (302-ru, 46-re)
188	Robert Newhouse, 1972-83 (174-ru, 14-re)

Game

37	Emmitt Smith, vs. Green Bay, 1/14/96 (ru-35, re-2)
34	Emmitt Smith, vs. Buffalo, 1/30/94 (ru-30, re-4)
31	Emmitt Smith, @ San Francisco, 1/17/19 (ru-24, re-7)

YARDS**Career**

1,928	Emmitt Smith, 1990-99 (1,586-ru, 342-re)
1,786	Tony Dorsett, 1977-85 (1,383-ru, 403-re)
1,315	Michael Irvin, 1988-98 (0-ru, 1,315-re)

Game

192	Michael Irvin, @ San Francisco, 1/15/95 (re-192)
188	Tony Dorsett, vs. L.A. Rams, 12/28/80 (ru-160, re-28)
178	Felix Jones, vs. Philadelphia, 1/9/10 (ru-148, re-30)

PUNTING**PUNTS****Career (25 punts)**

84	Danny White, 1976-85
51	Ron Widby, 1968-71
33	John Jett, 1993-96

Game

9	Ron Widby, vs. Baltimore, 1/17/71
8	Five times, last by Danny White, vs. L.A. Rams, 12/30/79

Game, Opponent

8	Donny Anderson, @ Green Bay, 12/31/67
8	Herman Weaver, vs. Detroit, 12/26/70
8	Neil Clabo, @ Minnesota, 1/1/78
8	Tom Hutton, vs. Philadelphia, 1/7/96
8	Scott Player, vs. Arizona, 1/2/99

Longest Punt

65	Ron Widby, vs. Detroit, 12/26/70
62	Mat McBriar, @ Seattle, 1/6/07
61	Mat McBriar, vs. Philadelphia, 1/9/10

Longest Punt, Opponent

64	Dave Chapple, vs. L.A. Rams, 12/23/73
62	Craig Henrich, vs. Green Bay, 1/8/95
61	Herman Weaver, vs. Detroit, 12/26/70
61	Chris Kluwe, @ Minnesota, 1/17/10

AVERAGE GROSS YARDS**Career (25 punts)**

43.5	Mike Saxon, 1985-92
42.9	John Jett, 1993-96
40.1	Ron Widby, 1968-71

Game (4 punts)

48.4	Mat McBriar, @ Seattle, 1/6/07 (5-242)
48.0	Chris Jones, vs. Detroit, 1/11/15 (4-192)
47.3	Mat McBriar, vs. N.Y. Giants, 1/13/08 (4-189)

Game, Opponent (4 punts)

50.6	Sav Rocca, vs. Philadelphia, 1/9/10 (5-253)
48.8	Herman Weaver, vs. Detroit, 12/26/70 (8-391)
45.6	Chris Kluwe, @ Minnesota, 1/17/10 (5-228)

HAD BLOCKED**Career**

1	Mike Saxon, 1986-1992
1	John Jett, 1993-95

Most Consecutive Punts, None Blocked

84	Danny White, 1976-83
60	Ron Widby, 1968-72
24	Marv Bateman, 1972-75

INSIDE 20**Career**

21	Danny White, 1976-83
10	Mat McBriar, 2004-09
9	Ron Widby, 1968-72

Game

5	Mat McBriar, vs. Philadelphia, 1/9/10
4	Toby Gowin, vs. Arizona, 1/2/99
3	Six times, last by Chris Jones, vs. Detroit, 1/4/15

PUNT RETURNS

RETURNS

Career

- 19 Butch Johnson, 1976-83
- 16 James Jones, 1980-82
- 12 Bob Hayes, 1965-74

Game

- 5 James Jones, vs. L.A. Rams, 12/28/80
- 5 Ron Fellows, vs. Tampa Bay, 1/9/83
- 4 Seven times, last by J. Galloway, @ Carolina, 1/3/04

Game, Opponent

- 6 John Sciarra, @ Philadelphia, 1/11/81
- 5 Lem Barney, vs. Detroit, 12/26/70

FAIR CATCHES

Career

- 10 Bob Hayes, 1966-72
- 8 Lance Rentzel, 1967-69
- 8 Cliff Harris, 1970-79

Game

- 4 Lance Rentzel, @ Cleveland, 12/21/68
- 4 Cliff Harris, @ San Francisco, 12/23/72
- 3 Lance Rentzel, @ Green Bay, 12/31/67
- 3 Golden Richards, vs. Pittsburgh, 1/18/76
- 3 Gordon Banks, @ L.A. Rams, 1/4/86

Game, Opponent

- 4 Bobby Bryant, @ Minnesota, 12/25/71
- 3 Bobby Bryant, vs. Minnesota, 12/30/73

YARDS GAINED

Career

- 208 Butch Johnson, 1976-83
- 151 Bob Hayes, 1965-74
- 147 James Jones, 1980-82

Game

- 141 Bob Hayes, vs. Cleveland, 12/24/67
- 81 James Jones, vs. L.A. Rams, 12/20/80
- 64 Butch Johnson, vs. L.A. Rams, 12/19/76

Game, Opponent

- 69 John Sciarra, @ Philadelphia, 1/11/81
- 59 Reggie Brooks, vs. Green Bay, 1/16/94
- 54 Antonio Freeman, vs. Green Bay, 1/14/96

Longest Punt Return

- 68 Bob Hayes, vs. Cleveland, 12/24/67
- 64 Bob Hayes, vs. Cleveland, 12/24/67
- 63 Golden Richards, vs. Minnesota, 12/30/73 (TD)

Longest Punt Return, Opponent

- 43 Reggie Brooks, vs. Green Bay, 1/16/94
- 39 Antonio Freeman, vs. Green Bay, 1/14/96
- 30 Jim Bertelsen, vs. Rams, 12/23/73

AVERAGE YARDAGE

Career (10 returns)

- 12.6 Bob Hayes, 1965-74 (12-151)
- 11.0 Butch Johnson, 1976-83 (19-208)
- 9.2 James Jones, 1980-82 (16-147)

Game (3 returns)

- 47.0 Bob Hayes, vs. Cleveland, 12/24/67 (3-141)
- 18.7 Patrick Crayton, vs. Philadelphia, 1/9/10 (3-56)
- 16.2 James Jones, vs. L.A. Rams, 12/20/80 (5-81)

Game, Opponents (3 returns)

- 13.5 Antonio Freeman, vs. Green Bay, 1/14/96 (4-54)
- 13.0 Jim Bertelsen, vs. L.A. Rams, 1/23/73 (4-52)
- 11.5 John Sciarra, @ Philadelphia, 1/11/81 (6-69)

TOUCHDOWNS

Game

- 1 Golden Richards, vs. Minnesota, 12/30/73

Game, Opponent

None

KICKOFF RETURNS

RETURNS

Career

- 23 Kevin Williams, 1993-96
- 13 James Jones, 1980-82, 1984-85
- 12 Butch Johnson, 1976-83

Game

- 7 Michael Bates, @ Carolina 1/3/04
- 6 Kevin Williams, @ San Francisco, 1/15/95
- 6 Kevin Ogletree, @ Minnesota, 1/17/10

Game, Opponent

- 7 Del Rodgers, vs. Green Bay, 1/16/83
- 7 Antonio Freeman, vs. Green Bay, 1/14/96

YARDS

Career

- 505 Kevin Williams, 1993-96
- 267 James Jones, 1980-82, 1984-85
- 243 Cliff Harris, 1970-79

Game

- 172 Michael Bates, @ Carolina 1/3/04
- 136 Miles Austin, @ Seattle, 1/6/07
- 130 Kevin Williams, @ San Francisco, 1/15/95

Game, Opponent

- 155 Michael Bates, @ Carolina, 1/5/97
- 148 Del Rodgers, vs. Green Bay, 1/16/83
- 148 Antonio Freeman, vs. Green Bay, 1/14/96

Longest Kickoff Return

- 93 Miles Austin, @ Seattle, 1/6/07 (TD)
- 89 Rod Hill, vs. Green Bay, 1/9/83
- 50 Kevin Williams, vs. Buffalo, 1/30/94

Longest Kickoff Return, Opponent

- 97 Vic Washington, vs. San Francisco, 12/23/72 (TD)
- 67 Rick Upchurch, vs. Denver, 1/15/78
- 61 Clinton Jones, @ Minnesota, 12/25/71

AVERAGE YARDAGE

Career (10 returns)

- 22.1 Cliff Harris, 1970-79 (11-243)
- 22.0 Kevin Williams, 1993-96 (23-505)
- 21.5 Kelvin Martin, 1987-92 (11-237)

Game (3 returns)

- 45.3 Miles Austin, @ Seattle, 1/6/07 (3-136)
- 39.3 Rod Hill, vs. Green Bay, 1/9/83 (3-118)
- 29.3 Kevin Williams, vs. Green Bay, 1/8/95 (3-88)

Game, Opponent (3 returns)

- 45.3 Vic Washington, vs. San Francisco, 12/23/72 (3-136)
- 31.3 Rick Upchurch, vs. Denver, 1/15/78 (3-94)
- 31.0 Michael Bates, @ Carolina, 1/5/97 (5-155)
- 31.0 Domenik Hixon, vs. N.Y. Giants, 1/13/08 (3-93)

TOUCHDOWNS

Game

- 1 Miles Austin, @ Seattle, 1/6/07

Game, Opponent

- 1 Vic Washington, vs. San Francisco, 12/23/72

INTERCEPTED BY

INTERCEPTIONS

Career

- 9 Charlie Waters, 1970-78, 80-81
- 7 Dennis Thurman, 1978-85
- 6 Cliff Harris, 1970-79

Game

- 3 Charlie Waters, vs. Chicago, 12/26/77
- 3 Dennis Thurman, vs. Green Bay, 1/16/83
- 2 Seven times, last by Larry Brown, vs. Pittsburgh, 1/28/96

Game, Opponent

- 2 Skip Vanderhundert, @ San Francisco, 12/23/72
- 2 Bobby Bryant, vs. Minnesota, 12/30/73
- 2 Eric Davis, @ San Francisco, 1/15/95
- 2 Aeneas Williams, vs. Arizona, 1/2/99

Most Consecutive Games Intercept Pass

- 3 Mel Renfro, 1970
- 3 Randy Hughes, 1977-78

YARDS GAINED

Career

- 126 Dennis Thurman, 1978-85
- 124 Charlie Waters, 1970-78, 80-81
- 105 Larry Brown, 1991-95

Game

- 77 Larry Brown, vs. Pittsburgh, 1/28/96
- 68 Thomas Henderson, @ L.A. Rams, 1/7/79
- 60 Cornell Green, vs. Cleveland, 1/24/67

Game, Opponent

- 94 LeRoy Irvin, vs. L.A. Rams, 12/26/83
- 88 Walt Sumner, vs. Cleveland, 12/28/69
- 63 Bobby Bryant, vs. Minnesota, 12/30/73

Longest Return (all TDs except as noted)

- 68 Thomas Henderson, @ L.A. Rams, 1/7/79
- 60 Cornell Green, vs. Cleveland, 1/24/67
- 44 Larry Brown, vs. Pittsburgh, 1/28/96 (no TD)

Longest Return, Opponents (all TDs except as noted)

- 94 LeRoy Irvin, vs. L.A. Rams, 12/26/83 (no TD)
 88 Walt Sumner, vs. Cleveland, 12/28/64
 63 Bobby Bryant, vs. Minnesota, 12/30/73

FUMBLES**OPPONENTS' FUMBLES RECOVERED****Career**

- 4 Cliff Harris, 1970-79
 3 Charlie Waters, 1970-78, 1980-81

Game

- 2 Charlie Waters, vs. Detroit, 12/26/70
 2 Harvey Martin, vs. Minnesota, 1/1/78
 2 Randy Hughes, vs. Denver, 1/15/78
 2 Jimmie Jones, vs. Buffalo, 1/31/93
 2 Bobby Carpenter, vs. Philadelphia, 1/9/10
 2 DeMarcus Lawrence, vs. Detroit, 1/4/15

Longest Fumble Returns (All TDs except as noted)

- 64 Leon Lett, vs. Buffalo, 1/31/93 (no TD)
 46 James Washington, vs. Buffalo, 1/30/94
 44 Chuck Howley, @ Cleveland, 12/21/68

Longest Fumble Returns, Opponent (All TDs)

- 60 Hugh Green, vs. Tampa Bay, 1/9/83
 18 Jim Grabowski, vs. Green Bay, 1/1/67

SACKS**TOTAL SACKS****Game**

- 3 Tony Casillas, @ San Francisco, 1/17/93

Game, Opponent

- 3 Gary Jeter, @ L.A. Rams, 1/4/86
 3 Ray Edwards, @ Minnesota, 1/17/10

BLOCKED KICKS**BLOCKED PUNTS****Game**

- 1 Darrick Brownlow, vs. Chicago, 12/29/91

Game, Opponent

- 1 Steve Tasker, vs. Buffalo, 1/31/93
 1 Bernardo Harris, vs. Green Bay, 1/14/96

BLOCKED FIELD GOALS**Game, Opponent**

- 1 Datone Jones, @ Green Bay, 1/11/15

Cowboys Team Playoff Records**SINGLE GAME****SCORING****Most Points**

- 52 vs. Cleveland, 12/24/67 (Dallas 52, Cleveland 14)
 52 vs. Buffalo, 1/31/93 (Dallas 52, Buff. 17)
 40 vs. Minnesota, 12/28/96 (Dallas 40, Minn. 15)

Most Points, Opponent

- 38 vs. Cleveland, 12/28/69 (Cleveland 38, Dallas 14)
 38 @ Detroit, 1/5/92 (Detroit 38, Dallas 6)
 38 @ San Francisco, 1/15/95 (S.F. 38, Dallas 28)

Fewest Points

- 0 @ L.A. Rams, 1/4/86 (L.A. Rams 20, Dallas 0)
 3 @ Washington, 12/31/72 (Wash. 26, Dallas 3)
 3 @ Minnesota, 1/17/10 (Minnesota 34, Dallas 3)

Fewest Points, Opponent

- 0 vs. Detroit, 12/26/70 (Dallas 5, Detroit 0)
 0 @ L.A. Rams, 1/7/79 (Dallas 28, L.A. Rams 0)
 0 vs. Tampa Bay, 1/2/82 (Dallas 38, Tampa Bay 0)

Most Decisive Win

- 38 vs. Tampa Bay, 1/2/82 (Dallas 38, Tampa Bay 0)
 38 vs. Cleveland, 12/24/67 (Dallas 52, Cleveland 14)
 35 vs. Buffalo, 1/31/93 (Dallas 52, Buff. 17)

Most Decisive Loss

- 32 @ Detroit, 1/5/92 (Detroit 38, Dallas 6)
 31 @ Minnesota, 1/17/10 (Minnesota 34, Dallas 3)
 24 vs. Cleveland, 12/28/69 (Cleveland 38, Dallas 14)

Most Points, Both Teams

- 69 vs. Buffalo, 1/31/93 (Dallas 52, Buff. 17)
 66 vs. Cleveland, 12/24/67 (Dallas 52, Cleveland 14)
 66 vs. Pittsburgh, 1/21/79 (Pittsburgh 35, Dallas 31)
 66 @ San Francisco, 1/15/95 (S.F. 38, Dallas 28)

FIRST DOWNS**Most First Downs**

- 29 vs. L.A. Rams, 12/28/80
 29 vs. Tampa Bay, 1/9/83
 29 @ San Francisco, 1/15/95

Most First Downs, Opponent

- 26 @ San Francisco, 1/10/82
 26 @ Chicago, 12/29/91
 25 vs. Pittsburgh, 1/28/96

Most First Downs, Both Teams

- 48 @ San Francisco, 1/17/93
 48 @ San Francisco, 1/15/95
 47 vs. San Francisco, 1/23/94

Fewest First Downs

- 8 @ Washington, 12/31/72
 9 vs. Minnesota, 12/30/73
 9 vs. Baltimore, 1/17/71

Fewest First Downs, Opponent

- 7 vs. Detroit, 12/26/70
 8 vs. Tampa Bay, 1/9/83
 9 vs. San Francisco, 1/2/72
 9 @ L.A. Rams, 1/4/76

Fewest First Downs, Both Teams

- 21 vs. Detroit, 12/26/70
 23 vs. Baltimore, 1/17/71
 24 @ Washington, 12/31/72

Most First Downs, Rushing

- 19 vs. L.A. Rams, 12/28/80
 16 @ San Francisco, 1/3/71
 16 vs. Minnesota, 12/28/96

Most First Downs, Rushing, Opponent

- 14 vs. Minnesota, 12/30/73
 13 @ Philadelphia, 1/11/81
 12 @ Chicago, 12/29/91

Fewest First Downs, Rushing

- 2 @ Washington, 1/22/83
 3 Four times, last @ Carolina, 1/3/04
Fewest First Downs, Rushing, Opponent
 0 vs. Philadelphia, 1/9/10
 1 @ L.A. Rams, 1/4/76
 2 Six times, last vs. Arizona, 1/2/99

Most First Downs, Passing

- 20 vs. L.A. Rams, 12/26/83
 19 vs. Tampa Bay, 1/2/82
 19 @ Washington, 1/22/83

Most First Downs, Passing, Opponent

- 19 @ Detroit, 1/5/92
 17 @ San Francisco, 1/10/82
 16 Four times, last @ Green Bay, 1/11/15

Fewest First Downs, Passing

- 3 vs. Detroit, 12/26/70
 3 @ Washington, 12/31/72
 4 vs. L.A. Rams, 12/23/73

Fewest First Downs, Passing, Opponent

- 1 vs. Denver, 1/15/78
 3 vs. L.A. Rams, 1/4/86
 4 vs. Atlanta, 12/30/78
 4 vs. Tampa Bay, 1/9/83

Most First Downs, Penalty

4	@ Carolina, 1/5/97
4	vs. Philadelphia, 1/9/10
3	vs. Green Bay, 1/8/95
3	@ San Francisco, 1/15/95
3	vs. Arizona, 1/2/99
3	vs. Detroit, 1/4/15
3	@ Green Bay, 1/11/15

Most First Downs, Penalty, Opponent

4	vs. Baltimore, 1/17/71
4	vs. Buffalo, 1/31/93
4	@ Seattle, 1/6/07
4	vs. Philadelphia, 1/9/10

NET YARDS GAINED RUSHING AND PASSING**Most Yards Gained**

528	vs. L.A. Rams, 12/28/80
456	vs. Tampa Bay, 1/9/83
451	@ San Francisco, 1/15/95

Most Yards Gained, Opponent

466	vs. Green Bay, 1/6/83
421	@ Detroit, 1/5/92
416	@ Green Bay, 1/11/15

Most Yards Gained, Both Teams

841	vs. Green Bay, 1/6/83
831	@ San Francisco, 1/17/93
788	vs. L.A. Rams, 12/28/80

Fewest Yards Gained

153	vs. Minnesota, 12/30/73
169	@ Washington, 12/31/72
183	vs. Minnesota, 12/25/71

Fewest Yards Gained, Opponent

118	@ L.A. Rams, 1/4/76
156	vs. Detroit, 12/26/70
156	vs. Denver, 1/15/78

Fewest Yards Gained, Both Teams

387	@ Green Bay, 12/31/67
387	vs. Detroit, 12/26/70
459	vs. Minnesota, 12/30/73

RUSHING**ATTEMPTS****Most Rushing Attempts**

51	@ San Francisco, 1/3/71
50	vs. Detroit, 12/26/70
50	@ L.A. Rams, 1/4/76

Most Rushing Attempts, Opponent

49	vs. L.A. Rams, 12/19/76
47	vs. Minnesota, 12/30/73
46	vs. Pittsburgh, 1/18/76

Fewest Rushing Attempts

16	@ Minnesota, 1/9/00
18	@ L.A. Rams, 1/4/86
18	@ Carolina, 1/3/04

Fewest Rushing Attempts, Opponent

12	vs. Green Bay, 1/14/96
13	vs. Green Bay, 1/16/94
13	vs. Philadelphia, 1/9/10

YARDS**Most Yards Gained Rushing**

338	vs. L.A. Rams, 12/28/80
255	vs. Minnesota, 12/28/96
252	vs. Miami, 1/16/72

Most Yards Gained Rushing, Opponent

269	@ L.A. Rams, 1/4/86
263	@ Philadelphia, 1/11/81
203	vs. Minnesota, 12/30/73

Most Yards Gained Rushing, Both Teams

430	vs. L.A. Rams, 12/28/80
349	@ Philadelphia, 1/11/81
337	vs. Cleveland, 12/24/67

Fewest Yards Gained Rushing

56	vs. Pittsburgh, 1/28/96
61	@ L.A. Rams, 1/4/86
63	vs. L.A. Rams, 12/26/83

Fewest Yards Gained Rushing, Opponent

22	vs. L.A. Rams, 12/19/76
31	vs. Green Bay, 1/16/94
48	vs. Green Bay, 1/14/96

Fewest Yards Gained Rushing, Both Teams

128	vs. Green Bay, 1/16/94
157	vs. L.A. Rams, 12/26/83
159	vs. Pittsburgh, 1/28/96

PASSING**ATTEMPTS****Most Passes Attempted**

53	vs. L.A. Rams, 12/26/83
53	@ San Francisco, 1/15/95
49	vs. Arizona, 1/2/99

Most Passes Attempted, Opponent

50	vs. Buffalo, 1/30/94
49	vs. Pittsburgh, 1/28/96
46	vs. Green Bay, 1/8/95

Most Passes Attempted, Both Teams

85	vs. Arizona, 1/2/99
84	vs. L.A. Rams, 12/26/83
82	vs. Green Bay, 1/16/94
82	@ San Francisco, 1/15/95

Fewest Passes Attempted

14	@ Minnesota, 12/25/71
14	vs. Chicago, 12/24/77
15	vs. Cleveland, 12/24/67

Fewest Passes Attempted, Opponent

18	@ Washington, 12/31/72
18	vs. N.Y. Giants, 1/13/08
19	vs. Pittsburgh, 1/18/76
20	vs. Detroit, 12/26/70

Fewest Passes Attempted, Both Teams

38	vs. Detroit, 12/26/70
39	@ Washington, 12/31/72
39	vs. L.A. Rams, 12/23/73

COMPLETIONS**Most Passes Completed**

32	vs. L.A. Rams, 12/26/83
30	@ San Francisco, 1/15/95
28	vs. Green Bay, 1/16/94

Most Passes Completed, Opponent

31	vs. Buffalo, 1/30/94
29	@ Detroit, 1/5/92
28	vs. Green Bay, 1/16/94
28	vs. Pittsburgh, 1/28/96
28	vs. Detroit, 1/4/15

Most Passes Completed, Both Teams

56	vs. Green Bay, 1/16/94
50	vs. Buffalo, 1/30/94
49	@ San Francisco, 1/17/93

Fewest Passes Completed

4	vs. Detroit, 12/26/70
7	@ San Francisco, 1/3/71
8	vs. L.A. Rams, 12/23/73
8	vs. Chicago, 12/26/77

Fewest Passes Completed, Opponent

6	@ L.A. Rams, 1/4/86
7	Detroit, 12/26/70
7	vs. L.A. Rams, 12/23/73

Fewest Passes Completed, Both Teams

11	vs. Detroit, 12/26/70
15	vs. L.A. Rams, 12/23/73
21	vs. L.A. Rams, 12/30/79
21	@ Philadelphia, 1/11/81

YARDS**Most Yards Gained Passing**

352	@ San Francisco, 1/15/95
330	vs. Green Bay, 1/8/95
310	@ Atlanta, 1/4/81

Most Yards Gained Passing, Opponent

337	@ Detroit, 1/5/92
327	vs. Green Bay, 1/16/94
323	vs. Detroit, 1/4/15

Most Yards Gained Passing, Both Teams

616 vs. Detroit, 1/4/15
611 vs. Green Bay, 1/16/94
596 @ San Francisco, 1/17/93

Fewest Yards Gained, Passing

22 vs. Detroit, 12/26/70
63 vs. Minnesota, 12/30/73
72 vs. San Francisco, 1/2/72

Fewest Yards Gained, Passing, Opponent

35 vs. Denver, 1/15/78
47 @ L.A. Rams, 1/4/86
52 vs. Atlanta, 12/30/78

Fewest Yards Gained, Passing, Both Teams, Game

102 vs. Detroit, 12/26/70
166 vs. Minnesota, 12/30/73
193 @ Philadelphia, 1/11/81

SACKS**TOTAL SACKS****Most Sacks**

8 @ Green Bay, 12/31/67
5 Eight times, last vs. Philadelphia, 1/7/96

Most Sacks, Opponent

7 vs. L.A. Rams, 12/23/73
7 vs. Pittsburgh, 1/18/76
6 vs. San Francisco, 1/2/72
6 @ Minnesota, 1/17/10
6 vs. Detroit, 1/4/15

SACK YARDAGE**Most Sack Yardage**

76 @ Green Bay, 12/31/67
51 @ L.A. Rams, 1/4/76
45 vs. Philadelphia, 1/10/93

Most Sack Yardage, Opponent

52 vs. Pittsburgh, 1/21/79
51 vs. Detroit, 1/4/15
44 vs. L.A. Rams, 12/23/73

INTERCEPTIONS**TOTAL INTERCEPTIONS****Most Interceptions**

5 @ L.A. Rams, 1/7/79
4 Five times, last vs. Buffalo, 1/31/93

Most Interceptions, Opponent

4 @ Cleveland, 12/21/68
4 vs. Minnesota, 12/30/73
3 Nine times, last vs. Arizona, 1/2/99

YARDS**Most Yards**

123 @ L.A. Rams, 1/7/79
77 vs. Pittsburgh, 1/28/96
76 vs. Chicago, 12/26/77

Most Yards, Opponent

123 vs. Cleveland, 12/28/69
122 @ Carolina, 1/5/97
111 vs. L.A. Rams, 12/26/83

PUNTING**TOTAL PUNTS****Most Punts**

9 vs. Baltimore, 1/17/71
8 Five times, last vs. L.A. Rams, 12/30/79

Most Punts, Opponent

8 @ Green Bay, 12/31/67
8 vs. Detroit, 12/26/70
8 vs. Minnesota, 1/1/78
8 vs. Philadelphia, 1/7/96
8 vs. Arizona, 1/2/99

Fewest Punts

1 @ San Francisco, 1/15/95
1 vs. Minnesota, 12/28/96
2 vs. Cleveland, 12/24/67
2 vs. L.A. Rams, 12/28/80
2 @ Green Bay, 1/11/15

Fewest Punts, Opponent

1 vs. Cleveland, 12/28/69
1 @ Chicago, 12/29/91
1 @ San Francisco, 1/17/93
1 @ Carolina, 1/5/97

AVERAGE YARDAGE**Highest Average Distance, Punting (4 punts)**

48.4 @ Seattle, 1/6/07
48.0 vs. Detroit, 1/11/15
47.3 vs. N.Y. Giants, 1/13/08

Highest Average Distance, Punting, Opponent (4 punts)

50.6 vs. Philadelphia, 1/9/10
48.8 vs. Detroit, 12/26/70
48.4 @ Carolina, 1/3/04

PUNT RETURNS**TOTAL RETURNS****Most Punt Returns**

5 vs. Minnesota, 1/1/78
5 vs. L.A. Rams, 12/28/80
5 vs. Tampa Bay, 1/9/83

Most Punt Returns, Opponent

6 vs. Detroit, 12/26/70
6 @ Philadelphia, 1/11/81
5 Four times, last vs. Pittsburgh, 1/18/76

YARDS GAINED**Most Yards, Punt Returns**

155 vs. Cleveland, 12/24/67
81 vs. L.A. Rams, 12/28/80
64 vs. L.A. Rams, 12/19/76

Most Yards, Punt Returns, Opponent

69 @ Philadelphia, 1/11/81
59 vs. Green Bay, 1/16/94
54 vs. Green Bay, 1/14/96

KICKOFF RETURNS**TOTAL RETURNS****Most Kickoff Returns**

8 @ Carolina, 1/3/04
7 @ San Francisco, 1/15/95
7 @ Minnesota, 1/17/10

Most Kickoff Returns, Opponent

8 @ L.A. Rams, 1/4/76
8 vs. Chicago, 12/26/77
8 vs. Minnesota, 12/28/96

YARDS GAINED**Most Yards, Kickoff Returns**

179 @ Carolina, 1/3/04
173 vs. Green Bay, 1/16/83
160 @ Seattle, 1/6/07

Most Yards, Kickoff Returns, Opponent

188 @ Minnesota, 12/25/71
173 vs. Denver, 1/15/78
167 @ L.A. Rams, 1/4/76

FUMBLES**TOTAL FUMBLES****Most Fumbles**

6 vs. Denver, 1/15/78
6 vs. Atlanta, 12/30/78
5 @ Philadelphia, 1/11/81

Most Fumbles, Opponent

8 vs. Buffalo, 1/31/93
5 @ San Francisco, 12/23/72
5 vs. Minnesota, 1/1/78
5 vs. Baltimore, 1/17/71

FUMBLES LOST**Most Fumbles Lost**

3 @ San Francisco, 12/23/72
3 vs. Atlanta, 12/30/78
3 @ Philadelphia, 1/11/81
3 @ L.A. Rams, 1/4/86
3 @ Minnesota, 1/9/00

Most Fumbles Lost, Opponent

5 vs. Buffalo, 1/31/93
4 vs. Baltimore, 1/17/71
4 vs. Denver, 1/15/78
4 vs. Minnesota, 12/28/96

PENALTIES**TOTAL PENALTIES****Most Penalties**

14 vs. Philadelphia, 1/9/10
12 vs. Denver, 1/15/78
11 vs. L.A. Rams, 12/28/80
11 vs. N.Y. Giants, 1/13/08

Most Penalties, Opponent

11	vs. Green Bay, 1/14/96
10	vs. Tampa Bay, 1/2/82
10	@ Green Bay, 1/11/15
9	vs. Philadelphia, 1/9/10

Fewest Penalties

2	Eight times, last @ Minnesota, 1/17/10
---	--

Fewest Penalties, Opponent

0	vs. Detroit, 12/26/70
0	vs. Miami, 1/16/72
0	vs. Pittsburgh, 1/18/76
0	@ Carolina, 1/3/04

YARDS PENALIZED

Most Yards Penalized

120	vs. Baltimore, 1/17/71
112	vs. Philadelphia, 1/9/10
98	@ San Francisco, 1/15/95

Most Yards Penalized, Opponent

116	vs. Philadelphia, 1/9/10
106	@ San Francisco, 1/10/82
105	vs. Tampa Bay, 1/2/82

Fewest Yards Penalized

10	vs. Cleveland, 12/24/67
10	@ Minnesota, 12/25/71
10	@ Minnesota, 1/17/10

Fewest Yards Penalized, Opponent

0	vs. Detroit, 12/26/70
0	vs. Miami, 1/16/72
0	vs. Pittsburgh, 1/18/76
0	@ Carolina, 1/3/04

LARGEST MARGIN

VICTORY

- 38 pts, (52-14) vs. Cleveland, Dec. 24, 1967
- 38 pts, (38-0) vs. Tampa Bay, Jan. 2, 1982
- 35 pts, (52-17) vs. Buffalo, Jan. 31, 1993
- 30 pts, (37-7) @ Los Angeles, Jan. 4, 1976
- 30 pts, (37-7) vs. Chicago, Dec. 26, 1977

DEFEAT

- 32 pts, (38-6) @ Detroit, Jan. 5, 1992
- 31 pts, (34-3) @ Minnesota, Jan. 17, 2010
- 24 pts, (38-14) vs. Cleveland, Dec. 28, 1969
- 23 pts, (26-3) @ Washington, Dec. 31, 1972
- 20 pts, (20-0) @ Los Angeles, Jan. 4, 1986

Cowboys Longest Playoff Plays

LONG RUNS FROM SCRIMMAGE

73 yards	—	Felix Jones vs. Philadelphia (TD)	January 9, 2010
65 yards	—	Emmitt Smith @ Minnesota	January 9, 2000
53 yards	—	Tony Dorsett @ L.A. Rams	January 7, 1979
48 yards	—	Calvin Hill @ San Francisco	December 23, 1972
38 yards	—	Emmitt Smith vs. Buffalo	January 31, 1993
37 yards	—	Emmitt Smith vs. Minnesota (TD)	December 28, 1996
36 yards	—	Marion Barber vs. N.Y. Giants	January 13, 2008
35 yards	—	Julius Jones @ Seattle	January 6, 2007
32 yards	—	Ron Springs vs. L.A. Rams	December 28, 1980
30 yards	—	DeMarco Murray @ Green Bay	January 11, 2015
29 yards	—	Roger Staubach vs. Washington	December 31, 1972
29 yards	—	Tony Dorsett vs. Pittsburgh	January 21, 1979

LONG FORWARD PASSES

94 yards	—	Troy Aikman to Alvin Harper vs. Green Bay (TD)	January 8, 1995
86 yards	—	Don Meredith to Bob Hayes vs. Cleveland (TD)	December 24, 1967
83 yards	—	Roger Staubach to Drew Pearson vs. L.A. Rams (TD)	December 23, 1973
76 yards	—	Tony Romo to Terrance Williams vs. Detroit (TD)	January 4, 2015
70 yards	—	Troy Aikman to Alvin Harper @ San Francisco	January 17, 1993
68 yards	—	Don Meredith to Frank Clarke vs. Green Bay (TD)	January 1, 1967

LONG PUNT RETURNS

68 yards	—	Bob Hayes vs. Cleveland	December 24, 1967
63 yards	—	Golden Richards vs. Minnesota (TD)	December 30, 1973
44 yards	—	Butch Johnson vs. L.A. Rams	December 19, 1976
43 yards	—	James Jones vs. L.A. Rams	December 28, 1980
41 yards	—	Deion Sanders vs. Arizona	January 2, 1999

LONG KICKOFF RETURNS

93 yards	—	Miles Austin @ Seattle (TD)	January 6, 2007
89 yards	—	Rod Hill vs. Green Bay	January 16, 1983
50 yards	—	Kevin Williams vs. Buffalo	January 30, 1994
48 yards	—	Thomas Henderson vs. Pittsburgh	January 18, 1976
41 yards	—	Michael Bates @ Carolina	January 3, 2004
39 yards	—	Kelvin Martin vs. Philadelphia	January 10, 1993
39 yards	—	Kevin Williams vs. Green Bay	January 8, 1995

LONG INTERCEPTION RETURNS

68 yards	—	Thomas Henderson @ L.A. Rams (TD)	January 7, 1979
60 yards	—	Cornell Green vs. Cleveland (TD)	December 24, 1967
44 yards	—	Larry Brown vs. Pittsburgh	January 28, 1996
39 yards	—	Dennis Thurman vs. Green Bay (TD)	January 16, 1983

LONG FUMBLE RETURNS

64 yards	—	Leon Lett vs. Buffalo	January 31, 1993
46 yards	—	James Washington vs. Buffalo (TD)	January 30, 1994
44 yards	—	Chuck Howley @ Cleveland (TD)	December 21, 1968
37 yards	—	Mike Hegman vs. Pittsburgh (TD)	January 21, 1979

Cowboys Big Playoff Days

100-YARD RUSHING GAMES

160 yards	—	Tony Dorsett vs. L.A. Rams	December 28, 1980
150 yards	—	Emmitt Smith vs. Green Bay	January 14, 1996
148 yards	—	Felix Jones vs. Philadelphia	January 9, 2010
143 yards	—	Duane Thomas @ San Francisco	January 3, 1971
135 yards	—	Duane Thomas vs. Detroit	December 26, 1970
132 yards	—	Emmitt Smith vs. Buffalo	January 30, 1994
129 yards	—	Marion Barber vs. N.Y. Giants	January 13, 2008
125 yards	—	Calvin Hill @ San Francisco	December 23, 1972
123 Yards	—	DeMarco Murray @ Green Bay	January 11, 2015
116 yards	—	Emmitt Smith vs. Minnesota	December 28, 1996
114 yards	—	Emmitt Smith vs. Philadelphia	January 10, 1993
114 yards	—	Emmitt Smith @ San Francisco	January 17, 1993
112 yards	—	Julius Jones @ Seattle	January 6, 2007
110 yards	—	Tony Dorsett vs. Tampa Bay	January 9, 1983
108 yards	—	Don Perkins vs. Green Bay	January 1, 1967
108 yards	—	Emmitt Smith vs. Buffalo	January 31, 1993
105 yards	—	Emmitt Smith @ Chicago	December 29, 1991
101 yards	—	Tony Dorsett @ L.A. Rams	January 7, 1979

300-YARD PASSING GAMES

380 yards	—	Troy Aikman @ San Francisco	January 15, 1995
337 yards	—	Troy Aikman vs. Green Bay	January 8, 1995
330 yards	—	Danny White vs. L.A. Rams	December 26, 1983
322 yards	—	Danny White @ Atlanta	January 4, 1981
322 yards	—	Troy Aikman @ San Francisco	January 17, 1993
312 yards	—	Danny White vs. Tampa Bay	January 9, 1983
302 yards	—	Troy Aikman vs. Green Bay	January 16, 1994

100-YARD RECEIVING GAMES

192 yards	—	Michael Irvin @ San Francisco	January 15, 1995
163 yards	—	Raghib Ismail @ Minnesota	January 9, 2000
144 yards	—	Bob Hayes vs. Cleveland	December 24, 1967
142 yards	—	Tony Hill vs. Green Bay	January 16, 1983
136 yards	—	Billy Parks @ San Francisco	December 23, 1972
126 yards	—	Michael Irvin vs. Green Bay	January 16, 1994
124 yards	—	Kevin Williams vs. Philadelphia	January 7, 1996
123 yards	—	Preston Pearson @ L.A. Rams	January 4, 1976
117 yards	—	Alvin Harper @ San Francisco	January 17, 1993
115 yards	—	Tony Hill vs. L.A. Rams	December 26, 1983
114 yards	—	Michael Irvin vs. Buffalo	January 31, 1993
111 yards	—	Michael Irvin vs. Green Bay	January 8, 1995
108 yards	—	Alvin Harper vs. Green Bay	January 8, 1995
104 yards	—	Jay Novacek vs. Green Bay	January 8, 1995
103 yards	—	Michael Irvin vs. Minnesota	December 28, 1996
102 yards	—	Frank Clarke vs. Green Bay	January 1, 1967
100 yards	—	Michael Irvin vs. Green Bay	January 14, 1996



HISTORY

1960 ★ DALLAS COWBOYS STATISTICS ★ 1960

SEVENTH PLACE, EASTERN CONFERENCE HEAD COACH: TOM LANDRY

PRESEASON (1-5)					
Date	W/L	Score	Opponent	Att.	
8/6	L	10-16	San Fran. @ Seattle	22,000	
8/13	L	13-20	St. Louis @ San Ant.	14,000	
8/19	L	10-14	BALTIMORE	40,000	
8/27	W	14-3	N.Y.G. @ LVille	10,663	
9/4	L	14-49	L.A. @ Pendleton	13,500	
9/11	L	23-28	Green Bay @ Minn.	20,121	
REGULAR SEASON (0-11-1)					
9/24	L	28-35	PITTSBURGH	30,000	
9/30	L	25-27	PHILADELPHIA	18,500	
10/9	L	14-26	@ Washington	21,142	
10/16	L	7-48	CLEVELAND	28,500	
10/23	L	10-12	@ St. Louis	23,128	
10/30	L	7-45	BALTIMORE	25,500	
11/6	L	13-38	L.A. RAMS	16,000	
11/13	L	7-41	@ Green Bay	32,294	
11/20	L	14-26	SAN FRANCISCO	10,000	
11/27	L	7-17	@ Chicago	39,951	
12/4	T	31-31	@ N.Y. Giants	55,033	
12/11	L	14-23	@ Detroit	43,272	

TEAM STATISTICS	DALLAS	OPP
FIRST DOWNS.....	180.....	216
Rushing.....	57.....	106
Passing.....	105.....	97
Penalty.....	18.....	13
Third Down-Made/Att.....	39/144.....	60/150
Third Down Efficiency.....	27.1.....	40.0
Fourth Down-Made/Att.....	8/10.....	3/7
TOTAL NET YARDS.....	3,153.....	4,372
Avg. Per Game.....	279.7.....	333.1
Total Plays.....	698.....	858
Avg. Per Play.....	4.5.....	5.1
NET YARDS RUSHING.....	1,049.....	2,242
Avg. Per Game.....	87.4.....	186.8
Total Rushes.....	311.....	445
Avg. Per Rush.....	3.4.....	5.0
NET YARDS PASSING.....	2,104.....	2,130
Avg. Per Game.....	175.3.....	177.5
Sacked/Yards Lost.....	33/284.....	20/173
Gross Yards.....	2,388.....	2,303
Attempts/Completions.....	354/163.....	393/159
Pct. of Completions.....	46.0.....	40.0
Had Intercepted.....	33.....	15
PUNTS/AVERAGE.....	60/41.8.....	50/41.3
Net Punting Average.....	35.4.....	34.6
PUNT RET./AVG.....	24/8.0.....	18/4.6
KICKOFF RET./AVG.....	66/18.8.....	30/30.5
INT./AVG. RET.....	15/6.5.....	33/11.8
PENALTIES/YARDS.....	62/600.....	72/672
FUMBLES/BALL LOST.....	21/17.....	21/11
TOUCHDOWNS.....	25.....	47
Rushing.....	6.....	24
Passing.....	17.....	20
Returns.....	2.....	3
EXTRA POINTS/ATTEMPTS.....	21/23.....	43/44
FIELD GOALS/ATTEMPTS.....	6/13.....	17/24

RUSHING	ATT	YDS	AVG	LG	TD
Dupre	104	362	3.5	18	3
McIlhenny	96	321	3.3	21	1
Kowalczyk	50	156	3.1	34	1
Babb	39	115	2.9	12	0
LeBaron	16	94	5.9	23	1
Heinrich	2	3	1.5	3	0
Meredith	3	4	0.8	8	0
Clarke	1	-6	-6.0	-6	0
Cowboys	311	1,049	3.4	34	6
Opponents	445	2,242	5.0	75	24

RECEIVING	NO	YDS	AVG	LG	TD
Doran	31	554	17.9	75	3
Dugan	29	461	15.9	49	1
Howton	23	363	15.8	41	4
Dupre	21	216	10.3	36	2
McIlhenny	15	120	8.0	64	1
Kowalczyk	14	143	10.2	23	1
Babb	13	140	10.8	27	1
Clarke	9	290	32.2	76	3
Bielski	4	38	9.5	15	1
Mathews	3	44	14.7	20	0
Lewis	1	19	19.0	19	0
Cowboys	163	2,388	14.7	76	17
Opponents	159	2,303	14.5	70	20

INTERCEPTIONS	NO	YDS	AVG	LG	TD
Franckhauser	3	11	3.7	9	0
Bishop	3	13	4.3	13	0
Berlich	2	27	13.5	23	0
Hansen	2	14	7.0	14	0
Palera	1	21	21.0	21	0
Tubbs	1	5	5.0	5	0
Bratz	1	4	4.0	4	0
Cronin	1	2	2.0	2	0
Butler	1	0	0.0	0	0
Cowboys	15	100	6.7	23	0
Opponents	33	366	11.1	43	2

PUNTING	NO	YDS	AVG	TB	IN20	LG	BL	NET
Sherer	57	2,420	42.5	4	15	67	0	39.5
LeBaron	3	97	32.3	0	0	48	0	31.3
Cowboys	60	2,517	42.0	4	15	67	0	39.2
Opp.	50	2,068	41.2	1	20	60	0	37.1

PUNT RETURNS	NO	FC	YDS	AVG	LG	TD
Butler	13	6	131	10.1	46	0
Mooty	8	4	37	4.6	8	0
Franckhauser	3	2	24	8.0	17	0
Dupre	0	1	0	0	0	0
Cowboys	24	13	192	8.0	46	0
Opponents	18	16	83	4.6	25	0

KICKOFF RETURNS	NO	YDS	AVG	LG	TD
Franckhauser	25	509	20.5	46	0
Butler	20	399	19.2	60	0
Mooty	10	205	20.5	13	0
Babb	3	46	15.3	20	0
Dupre	2	44	22.0	22	0
Dowdle	2	22	11.0	17	0
Putnam	1	13	13.0	13	0
Bielski	1	4	4.0	4	0
Kowalczyk	1	0	0.0	0	0
Sherer	1	0	0.0	0	0
Cowboys	66	1,242	18.8	60	0
Opponents	32	811	25.3	90	1

TOUCHDOWNS	NO	YDS	AVG	LG	TD
Doran	66	1,242	18.8	60	0
Opponents	32	811	25.3	90	1

FIELD GOALS	NO	YDS	AVG	LG	TD
Doran	66	1,242	18.8	60	0
Opponents	32	811	25.3	90	1

RUSHING	ATT	YDS	AVG	LG	TD
Dupre	104	362	3.5	18	3
McIlhenny	96	321	3.3	21	1
Kowalczyk	50	156	3.1	34	1
Babb	39	115	2.9	12	0
LeBaron	16	94	5.9	23	1
Heinrich	2	3	1.5	3	0
Meredith	3	4	0.8	8	0
Clarke	1	-6	-6.0	-6	0
Cowboys	311	1,049	3.4	34	6
Opponents	445	2,242	5.0	75	24

PASSING	ATT	COMP	YDS	PCT	AVG	TD
LeBaron	225	111	1,736	49.3	7.7	12
Meredith	68	29	281	42.6	4.1	2
Heinrich	61	23	371	37.7	6.1	3
Cowboys	354	163	2,388	46.0	6.8	17
Opponents	293	145	2,130	49.5	7.3	20

PCT	TD	INT	PCT	LG	SKS/YDS	RATING
LeBaron	12	5.3	25	11.1	76	26/205
Meredith	2	2.9	5	7.4	23	3/40
Heinrich	3	4.9	3	4.9	64	4/39
Cowboys	17	4.8	33	9.3	76	33/284
Opponents	20	6.8	15	5.1	70	20/173

SCORE BY QUARTERS	1	2	3	4	OT	T
Cowboys	54	44	69	69	0	236
Opponents	81	119	85	95	0	380

FIELD GOALS	7-19	20-29	30-39	40-49	50+
Cone	1-2	1-2	2-4	2-4	0-1
Cowboys	1-2	1-2	2-4	2-4	0-1
Opponents	6-8	11-12	0-2	0-2	0-0

Cone: (), (31,45), (248,328), (), (25,44M), (51M), (32,41), (), (), (17B,40B,32M), (11), ()
Opponents: (38M), (21,27), (15,29,10,38), (), (18,18M), (39B,26), (9), (18M,21,21), (18,45M,28,16,45M,22), (22M,20), (26), (25)

SCORING	TDR	TDP	TDR1	FG	PAT	S	TP
Cone	0	0	0	6/13	21/23	0	39
Dupre	3	2	0	0/0	0/0	0	30
Howton	0	4	0	0/0	0/0	0	24
Doran	0	3	0	0/0	0/0	0	18
Clarke	0	3	0	0/0	0/0	0	18
Kowalczyk	1	1	0	0/0	0/0	0	12
McIlhenny	1	1	0	0/0	0/0	0	12
Babb	0	1	0	0/0	0/0	0	6
Dugan	0	1	0	0/0	0/0	0	6
LeBaron	1	0	0	0/0	0/0	0	6
Bielski	0	1	0	0/0	0/0	0	6
Cowboys	6	17	0	6/13	21/23	0	177
Opponents	22	20	3*	17/24	43/44	2	369

* Stephens 34 int. return vs. Cleveland (10/16)
Mitchell 90 kickoff return vs. Cleveland (10/16)
Nitschke 43 int. return @ Green Bay (11/13)
+ Tracey lacked LeBaron in endzone @ St. Louis (10/23)
Punt snap out of endzone @ Detroit (12/11)

USUAL STARTERS

WR	Fred Dugan	LE	Nate Borden
LT	Bob Fry	LT	Don Healy
LG	Duane Putnam	RT	Ed Humann
C	John Houser	RE	John Gonzaga
RG	Buzz Guy (7)	LLB	Wayne Hansen
	Mike Falls (5)	MLB	Jerry Tubbs
RT	Paul Dickson (8)	RLB	Gene Cronin
	Dick Klein (4)	LCB	Tom Franckhauser
TE	Jim Doran (9)	RCB	Don Bishop
	Dick Bielski (3)	SS	Bob Berlich (6)
WR	Bill Howton (7)		Fred Doelling (3)
	Frank Clarke (3)		Gary Wisener (3)
QB	Eddie LeBaron	FS	Bill Butler
RB	Don McIlhenny (7)		
	Tom Dupre (5)	P	Dave Sherer
FB	Walt Kowalczyk (7)	K	Fred Cone
	Gene Babb (5)		

Pro Bowlers in Bold

1961 ★ DALLAS COWBOYS STATISTICS ★ 1961

STAFF
PLAYERS
2015 SEASON
RECORDS
PLAYOFF
RECORDS
STATISTICS
SIDELINES

SIXTH PLACE, WESTERN CONFERENCE HEAD COACH: TOM LANDRY

PRESEASON (2-3)					Att.
Date	W/L	Score	Opponent		
8/5	W	38-13	Min. @ Sioux Falls		4,954
8/11	L	7-30	GREEN BAY		30,000
8/26	L	10-28	N.Y. Giants @ Albuq.		21,500
9/1	W	35-24	Balt. @ Norman		19,000
9/9	L	10-24	San Fran. @ Sac.		22,130
REGULAR SEASON (4-9-1)					
9/17	W	27-24	PITTSBURGH		23,500
9/24	W	21-7	MINNESOTA		20,500
10/1	L	7-25	@ Cleveland		43,638
10/8	W	28-0	@ Minnesota		33,070
10/15	L	10-31	N.Y. GIANTS		41,500
10/22	L	7-43	PHILADELPHIA		25,000
10/29	W	17-16	@ N.Y. Giants		60,254
11/5	L	17-31	ST. LOUIS		20,500
11/12	L	7-37	@ Pittsburgh		17,519
11/19	T	28-28	WASHINGTON		17,500
11/26	L	13-35	@ Philadelphia		60,127
12/3	L	17-38	CLEVELAND		23,500
12/10	L	13-31	@ St. Louis		15,384
12/17	L	24-34	@ Washington		21,451

TEAM STATISTICS				DALLAS	OPP
FIRST DOWNS	239	254	
Rushing	100	122	
Passing	130	120	
Penalty	9	12	
Third Down-Made/Att.	NA	NA	
Third Down Efficiency	NA	NA	
Fourth Down-Made/Att.	4/16	5/9	
TOTAL NET YARDS	4,480	4,592	
Avg. Per Game	320	328	
Total Plays	863	787	
Avg. Per Play	5.1	5.8	
NET YARDS RUSHING	1,819	2,161	
Avg. Per Game	130.0	154.4	
Total Rushes	415	439	
Avg. Per Rush	4.4	4.9	
NET YARDS PASSING	2,661	2,431	
Sacked/Yards Lost	27/257	22/209	
Gross Yards	2,918	2,640	
Attempts/Completions	422/215	326/168	
Pct. of Completions	50.1	51.5	
Had Intercepted	27	25	
PUNTS/AVERAGE	61/36.7	43/45.5	
Net Punting Average	31.8	42.6	
PUNT RET./AVG.	24/4.3	17/11.4	
KICKOFF RET./AVG.	64/21.0	43/22.1	
INT./AVG. RET.	25/15.0	27/21.7	
PENALTIES/YARDS	47/427	38/362	
FUMBLES/BALL LOST	46/21	30/18	
TOUCHDOWNS	29	49	
Rushing	6	21	
Passing	23	21	
Returns	0	7	
EXTRA POINTS/ATTEMPTS	29/29	44/49	
FIELD GOALS/ATTEMPTS	11/24	14/29	

RUSHING					ATT	YDS	AVG	LG	TD
Perkins	200	815	4.1	47	4			
Marsh	84	379	4.1	71	1			
Lockett	66	280	4.3	21	0			
Meredith	22	176	8.0	28	1			
LeBaron	18	72	4.0	21	0			
Dupre	16	60	3.7	12	0			
Douglas	5	24	4.8	6	0			
Howton	1	9	9.0	9	0			
McIlhenny	2	4	2.0	4	0			
Cowboys	415	1,819	4.4	71	6			
Opponents	439	2,161	4.9	40	21			

RECEIVING					NO	YDS	AVG	LG	TD
Howton	56	785	14.2	53	4			
Clarke	41	919	22.4	80t	9			
Perkins	32	298	9.3	38	1			
Bielski	26	377	15.1	28	3			
Marsh	21	189	9.0	46	2			
Lockett	15	114	7.6	26	0			
Doran	13	153	11.3	29	2			
Dupre	6	49	8.1	17	0			
Gregory	3	30	10.0	13	0			
McIlhenny	1	6	6.0	6	0			
Douglas	1	-2	-2.0	-2	0			
Cowboys	215	2,918	13.6	80t	23			
Opponents	168	2,640	15.7	78	21			

INTERCEPTIONS					NO	YDS	AVG	LG	TD
Bishop	8	172	21.5	57	0			
Berich	3	48	16.0	28	0			
Tubbs	3	33	11.0	33	0			
Moegle	2	31	15.5	25	0			
Harris	2	13	6.5	12	0			
Frankkhauser	1	23	23.0	23	0			
Gregory	1	21	21.0	21	0			
Dowdle	1	14	14.0	14	0			
Healy	1	11	11.0	11	0			
Howley	1	5	5.0	5	0			
Livingston	1	3	3.0	3	0			
Frost	1	0	0.0	0	0			
Cowboys	25	374	15.0	57	0			
Opponents	27	586	21.7	101t	5			

PUNTING					NO	YDS	AVG	TB	IN20	LG	BL	NET
Green	61	2,236	36.7	5	6	53	1	31.8			
Cowboys	61	2,236	36.7	5	6	53	1	31.8			
Opp.	43	1,956	45.5	1	20	60	0	42.6			

PUNT RETURNS					NO	FC	YDS	AVG	LG	TD
Marsh	14	3	71	5.1	19	0			
Livingston	6	0	20	3.3	12	0			
Dupre	2	0	4	2.0	4	0			
Perkins	1	2	8	8.0	8	0			
Douglas	1	0	0	0.0	0	0			
Cowboys	24	5	103	4.3	19	0			
Opponents	17	27	194	11.4	66	0			

KICKOFF RETURNS					NO	YDS	AVG	LG	TD
Marsh	26	667	25.7	79	0			
Perkins	22	443	20.1	30	0			
Dupre	6	110	17.8	24	0			
Lockett	4	46	11.5	21	0			
Babb	2	34	17.0	19	0			
Dowdle	2	33	16.5	19	0			
Douglas	1	12	12.0	12	0			
Doran	1	0	0.0	0	0			
Cowboys	64	1,395	21.0	79	0			
Opponents	43	950	22.1	49t	1			

PASSING					ATT	COMP	YDS	PCT	AVG	ATT	TD	PCT	INT	LG	SKS/YDS	RATING
LeBaron	236	120	1,741	50.8	7.4										
Meredith	182	94	1,161	51.6	6.4										
Humphrey	2	1	16	50.0	8.0										
Lockett	2	0	0	0.0	0.0										
Cowboys	422	215	2,918	51.0	6.9										
Opponents	326	168	2,640	51.5	8.1										

SCORE BY QUARTERS					1	2	3	4	OT	T
Cowboys	54	44	69	69	0	236			
Opponents	81	119	85	95	0	380			

FIELD GOALS					7-19	20-29	30-39	40-49	50+
Green	2-3	1-4	2-3	0-4	0-1			
Bielski	0-0	3-3	2-3	1-3	0-0			
Cowboys	2-3	4-6	4-6	1-7	0-1			
Opponents	4-5	7-8	1-4	0-2	2-10			
Green: (41M,15,29M,27),(41M),(47M,40M),(0),(16,37M),(54M),(20B,32),(22B,32),(0),(0),(0),(16M),(0,0)									
Bielski: (0,0,0,0,0,0,0,0,0,0),(47M,49M),(42,32),(35),(29,29),(27,38M)									
Opponents: (39M,45M,12),(35M,30M,11B),(28,28),(40M),(47M,29),(20,26M),(44,31,47M,47M,13),(47M,22),(28,19,47),(41B),(0),(20),(16),(47M)									

SCORING					TDR	TD	TDR	FG	PAT	S	TP
Clarke	0	9	0	0/0	0	0	0	0	54	
Bielski	0	3	0	6/9	10/10	0	46			
Perkins	4	1	0	0/0	0	0	30			
Green	0	0	0	5/15	19/19	0	24			
Howton	0	4	0	0/0	0	0	24			
Marsh	1	2	0	0/0	0	0	18			
Doran	2	2	0	0/0	0	0	12			
Lockett	0	2	0	0/0	0	0	12			
Meredith	1	0	0	0/0	0	0	6			
Cowboys	6	23	0	11/24	29/29	0	236			
Opponents	21	21	7*	14/29	44/49	0	380			

* Sample 39 interception return vs. Pittsburgh (9/17)
Barnes 101 interception return vs. N.Y. Giants (10/15)
Stacey 31 interception return vs. St. Louis (11/5)
Stacey 34 interception return vs. St. Louis (11/5)
Hakbart 33 interception return vs. Washington (11/19)
Parrish 34 fumble return vs. Cleveland (12/3)
Costello 30 fumble return vs. Cleveland (12/3)

USUAL STARTERS

WR	Bill Howton	LE	Bob Lilly
LT	Bob Fry	LT	Don Healy
LG	Andy Cvercko (10)	RT	Bill Herchman
	John Houser (4)	RE	Nate Borden
C	Mike Connelly	LLB	Chuck Howley (8)
RG	Mike Falls	RLB	Mike Dowdle (6)
RT	Charlie Granger (7)	MLB	Jerry Tubbs
	Bob McCreary (4)	RLB	Gene Babb (9)
	John Houser (3)		Chuck Howley (5)
TE	Dick Bielski	LCB	Warren Livingston (8)
WR	Frank Clarke		Jim Harris (4)
QB	Eddie LeBaron (10)	RCB	Don Bishop
	Don Meredith (4)	SS	Bob Berich (8)
RB	Don Perkins		Tom Frankkhauser (4)
FB	Amos Marsh (7)	FS	Dick Moegle
	J.W. Lockett (7)		
		P	Allen Green
K	Allen Green (9)		
	Dick Bielski (5)		

Pro Bowlers in Bold

1962 ★ DALLAS COWBOYS STATISTICS ★ 1962

FIFTH PLACE, EASTERN CONFERENCE
HEAD COACH: TOM LANDRY

Preseason (0-5)					
Date	W/L	Score	Opponent		Att.
8/10	L	7-31	GREEN BAY		54,500
8/18	L	24-35	Detroit @ Cleveland		77,683
8/25	L	10-24	Balt. @ Roanoke		14,000
9/1	L	7-26	San Fran. @ Sac.		20,000
9/8	L	26-45	Minn. @ Atlanta		12,500
REGULAR SEASON (5-8-1)					
9/16	T	35-35	WASHINGTON		15,730
9/23	L	28-30	PITTSBURGH		19,478
9/30	W	27-17	@ L.A. Rams		26,907
10/7	L	10-19	@ Cleveland		44,040
10/14	W	41-19	PHILADELPHIA		18,645
10/21	W	42-27	@ Pittsburgh		23,106
10/28	L	24-28	ST. LOUIS		16,027
11/4	W	38-10	@ Washington		49,888
11/11	L	10-41	N.Y. GIANTS		45,668
11/18	L	33-34	CHICAGO		12,692
11/25	L	14-28	@ Philadelphia		58,070
12/2	W	45-21	CLEVELAND		24,226
12/9	L	20-52	@ St. Louis		14,102
12/16	L	31-41	@ N.Y. Giants		62,694

TEAM STATISTICS		DALLAS	OPP
FIRST DOWNS.....	246.....	274	
Rushing.....	101.....	93	
Passing.....	136.....	166	
Penalty.....	9.....	15	
Third Down-Made/Att.....	72/183.....	64/167	
Third Down Efficiency.....	39.3.....	38.3	
Fourth Down-Made/Att.....	6/7.....	2/5	
TOTAL NET YARDS.....	4,912.....	5,184	
Avg. Per Game.....	350.....	370	
Total Plays.....	843.....	848	
Avg. Per Play.....	5.8.....	6.1	
NET YARDS RUSHING.....	2,040.....	1,510	
Avg. Per Game.....	145.7.....	107.9	
Total Rushes.....	434.....	386	
Avg. Per Rush.....	4.7.....	3.9	
NET YARDS PASSING.....	2,883.....	3,688	
Sacked/Yards Lost.....	29/232.....	25/216	
Gross Yards.....	3,115.....	3,904	
Attempts/Completions.....	380/200.....	437/233	
Pct. of Completions.....	52.6.....	53.3	
Had Intercepted.....	17.....	20	
PUNTS/AVERAGE.....	57/45.4.....	63/40.6	
Net Punting Average.....	40.7.....	37.8	
PUNT RET./AVG.....	18/4.5.....	28/6.8	
KICKOFF RET./AVG.....	59/20.5.....	63/23.5	
INT./AVG. RET.....	20/18.3.....	17/15.5	
PENALTIES/YARDS.....	62/639.....	56/569	
FUMBLES/BALL LOST.....	32/19.....	33/16	
TOUCHDOWNS.....	51.....	52	
Rushing.....	16.....	17	
Passing.....	31.....	33	
Returns.....	4.....	2	
EXTRA POINTS/ATTEMPTS.....	50/51.....	49/52	
FIELD GOALS/ATTEMPTS.....	14/27.....	13/22	

RUSHING	ATT	YDS	AVG	LG	TD
Perkins	222	945	4.3	35	7
Marsh	144	802	5.6	70	6
Bullocks	33	196	6.0	73	2
Meredith	21	74	3.5	9	0
Lockett	8	24	3.0	7	1
LeBaron	6	-1	-0.2	3	0
Cowboys	434	2,040	4.7	73	6
Opponents	386	1,510	3.9	35	17

RECEIVING	NO	YDS	AVG	LG	TD
Howton	49	706	14.1	69	6
Clarke	47	1,043	22.2	66	14
Folkins	39	536	13.7	52	6
Marsh	35	467	13.3	85	2
Perkins	13	104	8.0	21	0
Lockett	7	78	10.1	29	2
Gregory	3	70	23.3	24	0
Bullocks	3	46	15.3	22	1
Norman	2	34	17.0	29	0
Davis	2	31	15.5	24	0
Cowboys	200	3,115	15.6	85	31
Opponents	233	3,904	16.8	86	33

INTERCEPTIONS	NO	YDS	AVG	LG	TD
Bishop	6	134	22.3	44	0
Gaechter	5	136	27.2	100	1
Tabbs	4	35	8.7	21	0
Howley	2	33	16.5	21	0
Norton	2	21	10.5	21	0
Dowdle	1	7	7.0	7	0
Cowboys	20	366	18.3	100	1
Opponents	17	263	15.5	57	1

PUNTING	NO	YDS	AVG	TB	IN20	LG	BL	NET
Baker	57	2,589	45.4	4	13	72	0	40.7
Cowboys	57	2,589	45.4	4	13	72	0	40.7
Opp.	63	2,560	40.6	5	8	63	0	37.8

PUNT RETURNS	NO	FC	YDS	AVG	LG	TD
Lockett	8	4	45	5.6	17	0
Gaechter	7	7	32	4.5	15	0
Marsh	3	3	4	1.3	2	0
Cowboys	18	14	81	4.5	17	0
Opponents	28	14	190	6.8	21	0

KICKOFF RETURNS	NO	YDS	AVG	LG	TD
Marsh	29	725	25.0	101	1
Bullocks	14	265	18.9	62	0
Lockett	6	130	21.6	31	0
Davis	4	66	16.5	23	0
Norman	2	5	2.5	5	0
Gaechter	1	16	16.0	16	0
Talburt	1	0	0.0	0	0
Cvercko	1	0	0.0	0	0
Mummelaar	1	0	0.0	0	0
Cowboys	59	1,207	20.5	101	1
Opponents	63	1,604	25.5	92	1

SCORE BY QUARTERS	1	2	3	4	OT	T
Cowboys	54	119	107	118	0	398
Opponents	65	124	56	157	0	402

FIELD GOALS	7-19	20-29	30-39	40-49	50+
Baker	4-4	1-2	5-10	3-5	1-6
Cowboys	4-4	1-2	5-10	3-5	1-6
Opponents	5-7	1-1	3-5	3-7	1-5

Baker: (35M), () (35M,34,52M,48), (15,39M), (40, 50M,11), (), (52M,37,54M,39M), (16), (42M, 53), (36,37), (34M), (15), (22M,25,47), (35, 55M,47M)
Opponents: (), (), (51), (51M,35,42), (36,9), (10, 52M,40, 18B), (), (14), (16,37), (21,41M, 15), (32M,35M,16M), (47M,52B), (49M,42), (45M,50M)

SCORING	TDR	TDP	TDR1	FG	PAT	S	TP
Baker	0	0	0	14/27	50/51	0	92
Clarke	0	14	0	0/0	0/0	0	84
Marsh	6	2	1a	0/0	0/0	0	54
Perkins	7	0	0	0/0	0/0	0	42
Folkins	0	6	0	0/0	0/0	0	36
Howton	0	6	0	0/0	0/0	0	36
Bullocks	2	1	0	0/0	0/0	0	18
Lockett	1	2	0	0/0	0/0	0	18
Gaechter	0	0	1b	0/0	0/0	0	6
Norton	0	0	1c	0/0	0/0	0	6
Bishop	0	0	1d	0/0	0/0	0	6
Cowboys	16	31	4	14/27	50/51	0	398
Opponents	17	33	2*	13/25	49/52	1	402

- a 101 kickoff return vs. Philadelphia (10/14)
b 100 interception return vs. Philadelphia (10/14)
c 94 FG return @ St. Louis (12/9)
d 84 fumble return vs. St. Louis (10/28)

- * Mitchell 92 kickoff return vs. Washington (9/16)
Wilson 57 interception return vs. St. Louis (10/28)
+ Holding in end zone vs. Pittsburgh (9/23)

USUAL STARTERS

WR	Bill Howton	LE	Bob Lilly
LT	Bob Fry	LT	Guy Reese
LG	Andy Cvercko	RT	John Meyers
C	Mike Connelly	RE	George Andrie
RG	Dale Mummelaar	LLB	Mike Dowdle
RT	Monte Clark (10)	MLB	Jerry Tubbs
	Don Talbert (4)	RLB	Chuck Howley
TE	Lee Folkins (11)	LCB	Mike Gaechter (9)
	Pettis Norman (3)		Cornell Green (3)
WR	Frank Clarke	RCB	Don Bishop
QB	Eddie LeBaron	SS	Jerry Norton
RB	Don Perkins	FS	Dick Nolan
FB	Amos Marsh		
K	Sam Baker		
P	Sam Baker		

Pro Bowlers in Bold

Pro Bowlers in Bold

PASSING	ATT	COMP	YDS	PCT	AVG	TD	PCT	PCT	LG	SKS/YDS	RATING	
Meredith	212	105	1,679	49.5	7.9	15	7.1	8	3.8	68	14/113	84.2
LeBaron	166	95	1,436	57.2	8.7	16	9.6	9	5.4	85	15/119	95.4
Baker	1	0	0	0.0	0.0	0	0.0	0	0.0	0	0/0	39.6
Lockett	1	0	0	0.0	0.0	0	0.0	0	0.0	0	0/0	39.6
Cowboys	380	200	3,115	52.6	8.2	31	8.2	17	4.5	85	29/232	88.7
Opponents	437	233	3,904	53.3	8.9	33	7.6	20	4.6	86	25/216	89.8

1963 ★ DALLAS COWBOYS STATISTICS ★ 1963

STAFF
PLAYERS
2015 SEASON
RECORDS
PLAYOFF RECORDS
1963
STATISTICS
SIDELINES

FIFTH PLACE, EASTERN CONFERENCE HEAD COACH: TOM LANDRY

PRESEASON (3-2)					Att.
Date	W/L	Score	Opponent		
8/8	W	17-14	@ L.A. Rams		70,675
8/17	L	10-31	GREEN BAY		53,121
8/24	L	17-20	L.A. Rams @ Port.		29,349
8/30	W	37-24	San Fran. @ Baker.		9,927
9/7	W	27-17	Detroit @ N.O.		51,218
REGULAR SEASON (4-10)					
9/14	L	7-34	ST. LOUIS		36,432
9/22	L	24-41	CLEVELAND		28,710
9/29	L	17-21	@ Washington		40,101
10/6	L	21-24	PHILADELPHIA		60,671
10/13	W	17-14	DETROIT		27,264
10/20	L	21-37	@ N.Y. Giants		62,889
10/27	L	21-27	@ Pittsburgh		19,047
11/3	W	35-20	WASHINGTON		18,838
11/10	L	24-31	@ San Francisco		29,563
11/17	W	27-20	PHILADELPHIA		23,694
11/24	L	17-27	@ Cleveland		55,096
12/1	L	27-34	N.Y. GIANTS		29,653
12/8	L	19-24	PITTSBURGH		24,136
12/15	W	28-24	@ St. Louis		12,695

TEAM STATISTICS	DALLAS	OPP
FIRST DOWNS.....	248	266
Rushing.....	105	114
Passing.....	132	139
Penalty.....	11	13
Third Down-Made/Att.....	62/169	69/171
Third Down Efficiency.....	36.7	40.4
Fourth Down-Made/Att.....	6/10	16/20
TOTAL NET YARDS.....	4,263	5,325
Avg. Per Game.....	304.5	380.4
Total Plays.....	839	878
Avg. Per Play.....	5.1	6.1
NET YARDS RUSHING.....	1,795	2,094
Avg. Per Game.....	128.2	149.6
Total Rushes.....	420	455
Avg. Per Rush.....	4.3	4.6
NET YARDS PASSING.....	2,468	3,231
Sacked/Yards Lost.....	44/331	20/161
Gross Yards.....	2,799	3,392
Attempts/Completions.....	375/200	403/202
Pct. of Completions.....	53.3	50.1
Had Intercepted.....	21	26
PUNTS/AVERAGE.....	71/44.2	52/41.5
Net Punting Average.....	40.6	37.8
PUNT RET./AVG.....	23/7.7	36/4.9
KICKOFF RET./AVG.....	48/22.9	46/24.5
INT./AVG. RET.....	26/21.1	21/20.8
PENALTIES/YARDS.....	67/627	52/479
FUMBLES/BALL LOST.....	29/15	23/11
TOUCHDOWNS.....	40	48
Rushing.....	18	12
Passing.....	20	31
Returns.....	2	5
EXTRA POINTS/ATTEMPTS.....	38/40	45/48
FIELD GOALS/ATTEMPTS.....	9/20	15/32

RUSHING	ATT	YDS	AVG	LG	TD
Perkins	149	614	4.1	19†	7
Marsh	99	483	4.9	41†	5
Bullocks	96	341	3.6	17	2
Meredith	41	185	4.5	26	3
Stiger	31	140	4.5	4	1
Baker	1	15	15.0	15	0
Clarke	1	12	12.0	12	0
LeBaron	2	5	2.5	4	0
Cowboys	420	1,795	4.3	41†	18
Opponents	455	2,094	4.6	71†	12

RECEIVING	NO	YDS	AVG	LG	TD
Clarke	43	833	19.4	75†	10
Howton	33	514	15.6	44†	3
Folkins	31	407	13.1	35†	4
Marsh	26	224	8.6	35	0
Norman	18	341	18.9	49	3
Barnes	15	195	13.0	27	0
Perkins	14	84	6.0	20	0
Stiger	13	131	10.1	42	0
Bullocks	7	70	10.0	22	0
Cowboys	200	2,799	14.0	75†	20
Opponents	202	3,392	16.8	85†	31
INTERCEPTIONS	NO	YDS	AVG	LG	TD
Green	7	211	34.5	55	0
Bishop	5	45	9.0	31	0
Gaechter	3	140	46.7	86	0
Jordan	3	41	13.6	23	0
Livingston	3	31	10.3	29	0
Tubbs	2	61	20.3	44	0
Howley	2	3	1.5	3	0
Edwards	1	17	17.0	17	0
Cowboys	26	549	21.1	86	0
Opponents	21	437	20.8	82†	5

PUNTING	NO	YDS	AVG	TD	IN20	LG	BL	NET
Baker	71	3,138	44.2	4	13	64	0	40.6
Cowboys	71	3,138	44.2	4	13	64	0	40.6
Opp.	52	2,159	41.5	5	8	73	0	37.8

PUNT RETURNS	NO	FC	YDS	AVG	LG	TD
Stiger	14	2	141	10.1	45	0
Overtun	5	5	32	6.4	14	0
Gaechter	2	2	2	1.0	2	0
Howley	1	0	0	0.0	0	0
Norman	1	0	0	0.0	0	0
Cowboys	23	9	175	7.9	45	0
Opponents	36	13	176	4.9	26	0

KICKOFF RETURNS	NO	YDS	AVG	LG	TD
Stiger	18	432	24.0	66	0
Hayes, W.	2	48	24.0	25	0
Bullocks	19	453	23.8	56	0
Marsh	9	167	18.6	31	0
Cowboys	48	1,100	22.9	66	0
Opponents	46	1,125	24.5	54	0

SCORE BY QUARTERS	1	2	3	4	OT	T
Cowboys	68	124	48	65	0	305
Opponents	58	114	88	118	0	378

FIELD GOALS	7-19	20-29	30-39	40-49	50+
Baker	2-3	3-6	1-1	2-7	1-3
Cowboys	2-3	3-6	1-1	2-7	1-3
Opponents	7-7	1-6	3-7	3-10	1-2
Baker:	(41M), (13), (41.43M, 40M), (13), (1), (2M), (20M), (16M), (24.24M), (56M), (33.27), (20.26M), (52M), (44M), (53.46), (1)				
Opponents:	(43.45), (32.15.50M), (49M, 37M), (28B, 12.29M), (37M, 48M, 47M), (39.41M), (1), (29M, 12.49), (45M, 32), (32M), (24.10), (11.53), (17.44M, 43B), (28.39M, 26B, 11)				

SCORING	TDR	TDP	TDR1	FG	PAT	\$	TP
Baker	0	0	0	9/20	38/40	0	65
Clarke	0	10	0	0/0	0/0	0	60
Perkins	7	0	0	0/0	0/0	0	42
Marsh	5	0	0	0/0	0/0	0	35
Folkins	0	4	0	0/0	0/0	0	24
Howton	0	3	0	0/0	0/0	0	18
Meredith	3	0	0	0/0	0/0	0	18
Norman	0	3	0	0/0	0/0	0	18
Bullocks	2	0	0	0/0	0/0	0	12
Green	0	0	1a	0/0	0/0	0	6
Lilly	0	0	1b	0/0	0/0	0	6
Stiger	1	0	0	0/0	0/0	0	6
Cowboys	18	20	2	9/20	38/40	0	305
Opponents	12	31	5*	15/32	45/48	0	378

- a 20 fumble return @ Cleveland (11/24)
b 42 fumble return @ St. Louis (12/15)

* Hill 58 interception return vs. St. Louis (9/14)
Steffen 78 interception return @ Washington (9/29)
Lynch 82 interception return @ N.Y. Giants (10/20)
Fichtner 36 interception return @ Cleveland (11/24)
Hillebrand 0 interception return vs. N.Y. Giants (12/1)

USUAL STARTERS

WR	Bill Howton (6)	LE	Bob Lilly (7)
	Pettis Norman (5)		Larry Stephens (7)
	Gary Barnes (3)	LT	Guy Reese
LT	Bob Fry (9)	RT	John Meyers (7)
	Tony Liscio (5)		Bob Lilly (7)
LG	Jim Ray Smith (7)	RE	George Andrie (10)
	Lynn Hoyem (6)		Larry Stephens (3)
C	Mike Connelly	LLB	Chuck Howley
RG	Dale Mommelaar	MLB	Jerry Tubbs
RT	Ed Nutting (7)	RLB	Lee Roy Jordan (8)
	Bob Fry (5)		Dave Edwards (6)
TE	Lee Folkins	LCB	Cornell Green
WR	Frank Clarke	RCB	Don Bishop
QB	Don Meredith	SS	Mike Gaechter (10)
RB	Amos Marsh (9)	Jim Riddle (4)	
	Jim Stiger (3)	FS	Warren Livingston
FB	Don Perkins (10)		
	Amos Bullocks (3)	P	Sam Baker
K	Sam Baker		Pro Bowlers in Bold

PASSING	ATT	COMP	YDS	PCT	AVG	TD	TD	INT	PCT	LG	SKS/YDS	RATING
Meredith	310	167	2,381	53.9	7.7	17	5.5	18	5.8	55	35/260	73.2
LeBaron	65	33	418	50.8	6.4	3	4.6	3	4.6	75	9/71	67.4
Cowboys	375	200	2,799	53.3	7.5	20	5.3	21	5.6	75	44/331	71.9
Opponents	403	202	3,392	50.1	8.4	31	7.7	26	6.5	85†	20/161	77.6

1964 ★ DALLAS COWBOYS STATISTICS ★ 1964

FIFTH PLACE, EASTERN CONFERENCE HEAD COACH: TOM LANDRY

PRESEASON (1-4)					Att.
Date	W/L	Score	Opponent		
8/8	L	6-17	@ L.A. Rams		57,450
8/15	W	34-23	San Fran. @ Port.		24,679
8/22	L	16-25	L.A. Rams @ Portland		30,565
8/29	L	3-35	GREEN BAY		60,057
9/5	L	6-21	Chicago @ N.O.		35,000
REGULAR SEASON (5-8-1)					Att.
Date	W/L	Score	Opponent		
9/12	L	6-16	ST. LOUIS		36,605
9/20	W	24-18	WASHINGTON		25,158
9/27	L	17-23	@ Pittsburgh		35,594
10/4	L	6-27	@ Cleveland		72,062
10/11	T	13-13	N.Y. GIANTS		33,324
10/18	L	16-20	CLEVELAND		37,456
10/25	W	31-13	@ St. Louis		28,253
11/1	W	24-10	@ Chicago		47,527
11/8	W	31-21	@ N.Y. Giants		63,031
11/15	L	14-17	PHILADELPHIA		55,972
11/22	L	16-28	@ Washington		49,219
11/29	L	21-45	GREEN BAY		44,975
12/6	L	14-24	@ Philadelphia		60,671
12/13	W	17-14	PITTSBURGH		35,271

TEAM STATISTICS		DALLAS	OPP
FIRST DOWNS.....	230.....	211	
Rushing.....	89.....	71	
Passing.....	119.....	121	
Penalty.....	22.....	19	
Third Down-Made/Att.....	65/199.....	65/201	
Third Down Efficiency.....	32.7.....	32.3	
Fourth Down-Made/Att.....	8/14.....	7/14	
TOTAL NET YARDS.....	3,704.....	3,750	
Avg. Per Game.....	264.6.....	267.9	
Total Plays.....	893.....	860	
Avg. Per Play.....	4.1.....	4.4	
NET YARDS RUSHING.....	1,691.....	1,504	
Avg. Per Game.....	120.8.....	107.4	
Total Rushes.....	421.....	438	
Avg. Per Rush.....	4.0.....	3.4	
NET YARDS PASSING.....	2,013.....	2,246	
Sacked/Yards Lost.....	68/503.....	45/325	
Gross Yards.....	2,516.....	2,571	
Attempts/Completions.....	404/192.....	377/172	
Pct. of Completions.....	47.5.....	45.6	
Had Intercepted.....	24.....	18	
POINTS/AVERAGE.....	78/38.9.....	80/43.5	
Net Punting Average.....	34.4.....	33.5	
PUNT RET./AVG.....	40/11.5.....	19/2.6	
KICKOFF RET./AVG.....	46/24.0.....	50/21.6	
INT./AVG. RET.....	18/17.6.....	24/15.0	
PENALTIES/YARDS.....	97/952.....	75/781	
FUMBLES/BALL LOST.....	39/19.....	26/20	
TOUCHDOWNS.....	30.....	34	
Rushing.....	15.....	6	
Passing.....	10.....	22	
Returns.....	5.....	6	
EXTRA POINTS/ATTEMPTS.....	28/29.....	32/34	
FIELD GOALS/ATTEMPTS.....	14/29.....	17/28	

PASSING	ATT	COMP	YDS	PCT	AVG	TD	PCT	PCT	LG	SKS/YDS	RATING
Meredith	323	158	2,143	48.9	6.6	9	2.8	16	5.0	49	58/416
Roach	68	32	349	47.1	5.1	1	1.5	6	8.8	37	10/87
Lothridge	9	2	24	22.2	2.7	0	0.0	2	22.2	13	0/0
Clarke	1	0	0	0.0	0.0	0	0.0	0	0.0	0	0/0
Stiger	1	0	0	0.0	0.0	0	0.0	0	0.0	0	0/0
Dunn	2	0	0	0.0	0.0	0	0.0	0	0.0	0	0/0
Cowboys	404	192	2,516	47.5	6.2	10	2.5	24	5.9	49	68/503
Opponents	377	172	2,571	45.6	6.8	22	5.8	18	4.8	59	45/325

RUSHING	ATT	YDS	AVG	LG	TD
Perkins	174	768	4.6	59	6
Marsh	100	401	4.0	28	2
Stiger	68	280	4.1	64	1
Dunn	26	103	4.0	14	1
Meredith	32	81	2.5	17	4
Clarke	10	46	4.6	21	0
Folkins	1	9	9.0	9	0
Roach	8	9	1.1	11	0
Lothridge	2	-6	-3.0	2	1

Cowboys	421	1,691	4.0	64	15
Opponents	438	1,504	3.4	71	6

RECEIVING	NO	YDS	AVG	LG	TD
Clarke	65	973	15.0	49	5
McDonald	46	612	13.3	48	2
Norman	24	311	13.0	37	2
Perkins	15	155	10.3	37	0
Marsh	15	131	8.7	32	0
Dial	11	178	17.1	41	0
Stiger	9	85	9.4	31	1
Folkins	5	41	8.2	11	0
Dunn	2	30	15.0	18	0

INTERCEPTIONS	NO	YDS	AVG	LG	TD
Renfro	7	110	15.7	39t	1
Ridlon	4	121	30.3	74t	1
Howley	2	27	13.5	21	0
Tubbs	2	27	13.5	26	0
Livingston	1	27	27.0	27	0
Jordan	1	3	3.0	3	0
Edwards	1	1	1.0	1	0
Cowboys	18	316	17.6	74t	2
Opponents	24	345	15.0	54	4

PUNTING	NO	YDS	AVG	TB	IN20	LG	BL	NET
Lothridge	62	2,501	40.3	7	12	75	1	35.8
Folkins	15	497	33.1	0	3	48	0	28.3
Howley	1	37	37.0	0	0	37	0	37.0
Cowboys	78	3,035	38.9	7	15	75	1	34.4
Opp	80	3,478	43.5	9	17	74	0	33.5

PUNT RETURNS	NO	FC	YDS	AVG	LG	TD
Renfro	32	9	418	13.1	69t	1
McDonald	2	2	17	8.5	9	0
Gaechter	5	1	24	4.8	16	0
Stiger	1	4	0	0.0	0	0
Cowboys	40	16	459	11.5	69t	1
Opponents	19	29	52	2.6	24	0

KICKOFF RETURNS	NO	YDS	AVG	LG	TD
Renfro	40	1,017	25.4	65	0
Dunn	2	33	16.5	18	0
Gaechter	1	31	31.0	31	0
Bullocks	1	19	19.0	19	0
Marsh	1	2	2.0	2	0
Folkins	1	0	0.0	0	0
Cowboys	46	1,102	24.0	65	0
Opponents	50	1,081	21.6	51	0

Cowboys	46	1,102	24.0	65	0
Opponents	50	1,081	21.6	51	0

SCORE BY QUARTERS	1	2	3	4	OT	T
Cowboys	60	74	37	79	0	250
Opponents	47	81	62	99	0	289

FIELD GOALS	7-19	20-29	30-39	40-49	50+
Van Raaphorst	6-9	2-3	4-6	2-9	0-2
Cowboys	6-9	2-3	4-6	2-9	0-2
Opponents	3-4	2-3	8-9	4-11	0-1

SCORING	TDR	TDP	TDR	FG	PAT	S	TP
Van Raaphorst	0	0	0	14/29	28/29	0	70
Perkins	6	0	0	0/0	0/0	0	36
Clarke	0	5	0	0/0	0/0	0	30
Meredith	4	0	0	0/0	0/0	0	24
Marsh	2	0	0	0/0	0/0	0	12
McDonald	0	2	0	0/0	0/0	0	12
Norman	0	2	0	0/0	0/0	0	12
Ridlon	0	0	2a	0/0	0/0	0	12
Renfro	0	0	2b	0/0	0/0	0	12
Stiger	1	1	0	0/0	0/0	0	12
Dunn	1	0	0	0/0	0/0	0	6
Livingston	0	0	1c	0/0	0/0	0	6
Lothridge	1	0	0	0/0	0/0	0	6

Cowboys	15	10	5	14/29	28/29	0	250
Opponents	6	22	6*	17/28	32/34	1	289
a	74 interception return vs. N.Y. Giants (11/8)						
	63 fumble return vs. Philadelphia (12/6)						
b	39 interception. return vs. Washington (9/20)						
	69 punt return vs. Green Bay (11/29)						
c	17 fumble return vs. Green Bay (11/29)						
*	Parish 54 int. return vs. Cleveland (10/18)						
	Reger 6 int. return vs. Washington (11/22)						
	Krause 35 int. return vs. Washington (11/22)						
	Jordan 60 fumble return vs. Green Bay (11/29)						
	Aldridge 29 fumble return vs. Green Bay (11/29)						
	Scarpatti int. return vs. Philadelphia (12/6)						
+	Edwards 0 fumble return vs. Washington (9/20)						

USUAL STARTERS

WR	Tommy McDonald	LE	George Andrie
LT	Tony Liscio	LT	Jim Colvin
LG	Jake Kupp (10)	RT	Bob Lilly
	Joe Bob Isbell (4)	RE	Larry Stephens
C	Mike Connelly	LLB	Chuck Howley (9)
RG	Joe Bob Isbell (6)		Dave Edwards (4)
	Ray Schoenke (4)	MLB	Jerry Tubbs
	Dave Manders (3)	RLB	Lee Roy Jordan
RT	Ray Schoenke (6)	LCB	Cornell Green
	Bob Fry (5)	RCB	Don Bishop (7)
TE	Pettis Norman		Warren Livingstone (7)
WR	Frank Clarke	SS	Jim Ridlon (10)
QB	Don Meredith (10)		Mike Gaechter (4)
	John Roach (4)	FS	Mel Renfro
RB	Jim Stiger (8)		
	Amos Marsh (5)	P	Billy Lothridge (12)
FB	Don Perkins		

Pro Bowlers in Bold

K Dick Van Raaphorst

1965 ★ DALLAS COWBOYS STATISTICS ★ 1965

STAFF

PLAYERS

2015 SEASON

RECORDS

PLAYOFF
RECORDS

1965
STATISTICS

SIDELINES

SECOND PLACE, EASTERN CONFERENCE HEAD COACH: TOM LANDRY

PRESEASON (2-3)					Att.
Date	W/L	Score	Opponent		
8/17	L	0-9	@ L.A. Rams		31,579
8/21	L	7-27	San Fran. @ Port.		24,837
8/28	W	21-12	GREEN BAY		67,954
9/3	L	17-57	Minn. @ Birm.		41,500
9/11	W	34-21	Chicago @ Tulsa		33,525
REGULAR SEASON (7-7)					
9/19	W	31-2	N.Y. GIANTS		59,366
9/26	W	27-7	WASHINGTON		61,577
10/4	L	13-20	@ St. Louis		32,034
10/10	L	24-35	PHILADELPHIA		56,249
10/17	L	17-23	@ Cleveland		80,451
10/24	L	3-13	@ Green Bay		48,311
10/31	L	13-22	@ Pittsburgh		37,804
11/7	W	39-31	SAN FRANCISCO		39,677
11/14	W	24-17	PITTSBURGH		57,293
11/21	L	17-24	CLEVELAND		76,251
11/28	L	31-34	@ Washington		50,205
12/5	W	21-19	@ Philadelphia		54,714
12/11	W	27-13	ST. LOUIS		38,499
12/19	W	38-20	@ N.Y. Giants		62,871
PLAYOFF BOWL GAME (Miami)					
1/9/66	L	3-35	Baltimore		65,569

TEAM STATISTICS	DALLAS	OPP
FIRST DOWNS.....	211	240
Rushing.....	87	80
Passing.....	108	138
Penalty.....	16	22
Third Down-Made/Att.....	61/180	76/204
Third Down Efficiency.....	33.9	37.2
Fourth Down-Made/Att.....	11/14	3/11
TOTAL NET YARDS.....	3,995	4,192
Avg. Per Game.....	285.4	299.4
Total Plays.....	833	885
Avg. Per Play.....	4.8	4.7
NET YARDS RUSHING.....	1,608	1,444
Avg. Per Game.....	114.9	103.1
Total Rushes.....	416	422
Avg. Per Rush.....	3.9	3.4
NET YARDS PASSING.....	2,387	2,748
Sacked/Yards Lost.....	55/369	39/315
Gross Yards.....	2,756	3,063
Attempts/Completions.....	362/168	424/205
Pct. of Completions.....	46.4	48.3
Had Intercepted.....	18	18
PUNTS/AVERAGE.....	73/41.3	71/42.9
Net Punting Average.....	37.2	36.8
PUNT RET./AVG.....	39/8.0	26/5.3
KICKOFF RET./AVG.....	43/27.1	63/19.3
INT./AVG. RET.....	18/11.0	18/14.7
PENALTIES/YARDS.....	78/710	50/483
FUMBLES/BALL LOST.....	31/17	37/20
TOUCHDOWNS.....	40	33
Rushing.....	8	13
Passing.....	25	17
Returns.....	7	3
EXTRA POINTS/ATTEMPTS.....	37/40	29/33
FIELD GOALS/ATTEMPTS.....	16/27	17/30

RUSHING	ATT	YDS	AVG	LG	TD
Perkins	177	690	3.9	43	0
Smith	86	295	3.4	24	2
Meredith	35	247	6.9	22	1
Dunn	54	171	3.2	12	2
Reeves	33	102	3.1	13	2
Clarke	8	58	7.3	21	0
Stiger	11	50	4.5	16	0
Rhyme	4	11	2.8	16	0
Whitfield	1	0	0.0	0	0
Hayes	4	-8	-2.0	11	1
Morton	3	-8	-2.7	5	0
Cowboys	416	1,608	3.9	43	8
Opponents	422	1,444	3.4	29	13

RECEIVING	NO	YDS	AVG	LG	TD
Hayes	46	1,003	21.8	82	12
Clarke	41	682	16.6	53	4
Dial	17	283	16.7	46	1
Gent	16	233	14.6	20	2
Perkins	14	142	10.2	27	0
Norman	11	110	10.0	21	3
Reeves	9	210	23.3	47	1
Dunn	8	74	9.3	22	1
Smith	5	10	2.0	5	1
Stiger	1	9	9.0	9	0
Cowboys	168	2,756	16.4	82	25
Opponents	205	3,063	15.0	72	17

INTERCEPTIONS	NO	YDS	AVG	LG	TD
Green	3	49	16.3	43	0
Livingston	3	5	1.7	5	0
Logan	3	5	1.7	3	0
Renfro	2	92	46.0	90	1
Gaechter	2	21	10.5	19	0
Tubbs	2	9	4.5	8	0
Edwards	2	0	0.0	0	0
Lilly	1	17	17.0	17	1
Cowboys	18	198	11.0	90	2
Opponents	18	265	14.7	48	0

PUNTING	NO	YDS	AVG	TB	IN20	LG	BL	NET
Villanueva	60	2,505	41.8	8	12	58	0	37.9
Ridgway	13	510	39.2	0	3	44	0	34.1
Cowboys	73	3,015	41.3	8	15	58	0	37.2
Opp.	71	3,043	42.9	6	20	64	1	36.8

PUNT RETURNS	NO	FC	YDS	AVG	LG	TD
Renfro	24	4	145	6.0	35	0
Hayes	12	2	153	12.8	47	0
Stiger	3	1	14	4.7	13	0
Cowboys	39	7	312	8.0	47	0
Opponents	26	24	139	5.3	67	0

KICKOFF RETURNS	NO	YDS	AVG	LG	TD
Renfro	21	630	30.0	100	1
Hayes	17	450	26.5	66	0
Reeves	2	45	22.5	24	0
Stiger	2	28	14.0	17	0
Neely	1	13	13.0	13	0
Cowboys	43	1,166	27.1	100	1
Opponents	63	1,229	19.3	40	0

SCORE BY QUARTERS	1	2	3	4	OT	T
Cowboys	78	97	44	106	0	325
Opponents	65	75	79	61	0	280

FIELD GOALS	7-19	20-29	30-39	40-49	50+
Villanueva	6-8	5-6	4-6	1-7	0-0
Cowboys	6-8	5-6	4-6	1-7	0-0
Opponents	6-7	4-6	3-10	4-6	0-10

Villanueva: (41), (43M, 27, 47M, 7), (28, 19), (42M, 35), (16), (20), (32M), (16, 37B, 34), (33, 46M), (10), (25M, 29, 45M, 44B), (19B, 41M), (31, 14), (25)
Opponents: (1, 0), (51B, 37, 28), (31B), (48, 47B, 16, 19, 20M), (44, 22), (33M, 18), (10, 25B), (32), (46, 37B), (35B), (33, 19, 34M, 27, 37B, 20, 19B), (18, 41), (33M, 42B)

SCORING	TD	TOP	TDRI	FG	PAT	S	TP
Villanueva	0	0	0	37/38	16/27	0	85
Hayes	1	12	0	0/0	0/0	0	78
Clarke	0	4	0	0/0	0/0	0	24
Dunn	2	1	0	0/0	0/0	0	18
Norman	0	3	0	0/0	0/0	0	18
Reeves	2	1	0	0/0	0/0	0	18
Smith	2	1	0	0/0	0/0	0	18
Gent	0	2	0	0/0	0/0	0	12
Renfro	0	0	2a	0/0	0/0	0	12
Andrie	0	0	1b	0/0	0/0	0	6
Dial	0	1	0	0/0	0/0	0	6
Gaechter	0	0	1c	0/0	0/0	0	6
Green	0	0	1d	0/0	0/0	0	6
Lilly	0	0	1e	0/0	0/0	0	6
Logan	0	0	1f	0/0	0/0	0	6
Meredith	1	0	0	0/0	0/0	0	6
Cowboys	8	25	7	37/40	16/27	0	325
Opponents	13	17	3*	29/33	17/30	1	280

- a 90 interception return vs. St. Louis (10/4)
100 kickoff ret. vs. San Francisco (11/7)
b 0 fumble return vs. San Francisco (11/7)
c 60 FG return vs. Washington (11/28)
d 5 fumble return vs. Washington (11/28)
e 17 interception return vs. San Francisco (11/7)
f 60 FG return vs. N.Y. Giants (12/19)

* Tarasovic 62 fumble ret. vs. Philadelphia (10/10)
Folkins 15 fumble return vs. Pittsburgh (11/14)
Kelly 67 punt return vs. Cleveland (11/21)
+ Dallas snap out of end zone vs. N.Y. Giants (9/19)

USUAL STARTERS

WR	Bob Hayes	LE	Maury Youmans
LT	Jim Boeke	RT	Jim Colvin
LG	Jake Kupp	LT	Bob Lilly
C	Dave Manders	RE	George Andrie
RG	Leon Donohue	LLB	Chuck Howley
TE	Ralph Neely	MLB	Jerry Tubbs
RT	Frank Clarke	RLB	Dave Edwards
WR	Buddy Dial (7)	LCB	Cornell Green
	Pete Gent (7)	RCB	Warren Livingston
QB	Don Meredith	SS	Obert Logan (9)
RB	Perry Lee Dunn (7)		Mike Gaechter (5)
	Don Reeves (4)	FS	Mel Renfro
	J.D. Smith (3)		
FB	Don Perkins	P	Danny Villanueva (11)
			Colin Ridgway (3)
K	Danny Villanueva		Pro Bowlers in Bold

PASSING	ATT	COMP	YDS	PCT	AVG	TD	PCT	PCT	PCT	LG	SKS/YDS	RATING
Meredith	305	141	2,415	46.2	7.9	22	7.2	13	4.3	65	38/257	79.9
Morton	34	17	173	50.0	5.1	2	2.9	4	5.7	49	10/68	45.0
Rhyme	21	9	157	42.9	7.5	1	4.8	1	4.8	82	7/44	65.0
Reeves	2	1	11	50.0	5.5	0	0.0	0	0.0	11	0/0	66.7
Cowboys	362	168	2,756	46.4	7.6	25	6.9	18	5.0	82	55/369	74.8
Opponents	424	205	3,063	48.3	7.2	17	4.0	18	4.2	72	39/315	68.2

1966 ★ DALLAS COWBOYS STATISTICS ★ 1966

FIRST PLACE, EASTERN CONFERENCE
HEAD COACH: TOM LANDRY

PRESEASON (5-0)

Date	W/L	Score	Opponent	Att.
8/7	W	24-13	@ San Francisco	28,899
8/13	W	20-10	@ L.A. Rams	44,217
8/20	W	21-3	GREEN BAY	75,504
8/27	W	20-10	Detroit @Tulsa	31,250
9/2	W	28-24	MINNESOTA	58,316

REGULAR SEASON (10-3-1)

9/18	W	52-7	N.Y. GIANTS	60,010
9/25	W	28-17	MINNESOTA	64,116
10/2	W	47-14	@ Atlanta	56,990
10/9	W	56-7	PHILADELPHIA	69,372
10/16	T	10-10	@ St. Louis	50,673
10/23	L	21-30	@ Cleveland	84,721
10/30	W	52-21	PITTSBURGH	58,453
11/6	L	23-24	@ Philadelphia	60,658
11/13	W	31-30	@ Washington	50,927
11/20	W	20-7	@ Pittsburgh	42,185
11/24	W	26-14	CLEVELAND	80,259
12/4	W	31-17	ST. LOUIS	76,965
12/11	L	31-34	WASHINGTON	64,198
12/18	W	17-7	@ N.Y. Giants	62,335

CHAMPIONSHIP GAME

1/1/67	L	27-34	GREEN BAY	75,504
--------	---	-------	-----------	--------

TEAM STATISTICS

	DALLAS	OPP
FIRST DOWNS.....	287.....	221
Rushing.....	124.....	64
Passing.....	139.....	140
Penalty.....	24.....	17
Third Down-Made/Att.....	68/188.....	72/213
Third Down Efficiency.....	36.1.....	33.8
Fourth Down-Made/Att.....	7/12.....	4/14
TOTAL NET YARDS.....	5,145.....	3,558
Avg. Per Game.....	367.5.....	254.1
Total Plays.....	926.....	873
Avg. Per Play.....	5.6.....	4.1
NET YARDS RUSHING.....	2,122.....	1,176
Avg. Per Game.....	151.6.....	84.0
Total Rushes.....	471.....	356
Avg. Per Rush.....	4.5.....	3.3
NET YARDS PASSING.....	3,023.....	2,382
Sacked/Yards Lost.....	42/308.....	60/420
Gross Yards.....	3,331.....	2,802
Attempts/Completions.....	413/214.....	457/212
Pct. of Completions.....	51.8.....	46.4
Had Intercepted.....	14.....	17
PUNTS/AVERAGE.....	65/39.2.....	79/42.4
Net Punting Average.....	36.7.....	38.4
PUNT RET./AVG.....	41/6.3.....	26/4.2
KICKOFF RET./AVG.....	44/22.9.....	78/21.8
INT./AVG. RET.....	17/7.8.....	14/19.6
PENALTIES/YARDS.....	83/824.....	63/776
FUMBLES/BALL LOST.....	23/10.....	23/14
TOUCHDOWNS.....	56.....	29
Rushing.....	24.....	6
Passing.....	27.....	17
Returns.....	5.....	6
EXTRA POINTS/ATTEMPTS.....	56/56.....	29/29
FIELD GOALS/ATTEMPTS.....	17/31.....	12/31

RUSHING

Reeves	175	757	4.3	67	8
Perkins	186	726	3.9	24	8
Meredith	38	242	6.4	22	5
Shy	17	118	6.9	68	1
Garrison	16	62	3.9	13	1
Renfro	8	52	6.5	27	0
Morton	7	50	7.1	12	0
Clarke	8	49	6.1	26	0
Rhyme	7	37	5.4	11	0
Villanueva	1	23	23.0	23	0
Smith	7	7	1.0	2	1
Hayes	1	-1	0.0	0	0

Cowboys	471	2,122	4.5	68	24
Opponents	356	1,176	3.3	41	6

RECEIVING

Reeves	64	1,232	19.3	951	13
Hayes	41	557	13.6	511	8
Gent	27	474	17.6	84	1
Clarke	26	355	13.7	33	4
Perkins	23	231	10.0	39	0
Dial	14	252	18.0	39	1
Norman	12	144	12.0	31	0
Renfro	4	65	16.3	42	0
Garrison	2	18	9.0	17	0
Smith	1	3	3.0	3	0

Cowboys	214	3,331	15.6	951	27
Opponents	212	2,802	13.2	781	17

INTERCEPTIONS

Green	4	88	22.0	411	1
Gaechter	3	28	9.3	23	0
Renfro	2	57	28.5	33	0
Logan	2	44	22.0	22	1
Livingston	2	13	6.5	13	0
Jordan	1	49	49.0	491	1
Edwards	1	12	12.0	12	0
Andrie	1	6	6.0	6	1
Tubbs	1	6	6.0	6	0

Cowboys	17	303	17.8	491	3
Opponents	14	274	19.6	58	1

PUNTING

Villanueva	65	2,551	39.2	3	14	58	1	36.7
Cowboys	65	2,551	39.2	3	14	58	1	36.7
Opp.	79	3,349	42.4	3	21	67	0	38.4

PUNT RETURNS

Renfro	21	6	123	5.9	38	0
Hayes	17	4	106	6.2	18	0
Howley	1	0	30	30.0	30	0
Reeves	2	2	-1	-0.5	14	0

Cowboys	41	12	258	6.3	38	0
Opponents	26	26	108	4.3	67	1

KICKOFF RETURNS

Renfro	19	487	25.6	871	1
Garrison	20	445	22.0	35	0
Reeves	3	56	18.7	21	0
Neely	2	18	9.0	13	0

Cowboys	44	1,006	22.8	871	1
Opponents	78	1,699	21.8	931	3

SCORE BY

QUARTERS	1	2	3	4	OT	T
Cowboys	78	128	101	138	0	445
Opponents	50	79	62	48	0	239

FIELD GOALS

	7-19	20-29	30-39	40-49	50+
Villanueva	9-9	1-8	5-6	1-8	0-0
Cowboys	9-9	1-8	5-6	1-8	0-0
Opponents	1-2	5-6	4-12	2-9	0-2

Villanueva: (12), (42M), (22), (45M), (17, 47M, 33M), (49M), (49M, 12), (21, 28M, 14, 42), (20), (34M, 38M, 27, 37), (11, 31, 12, 13), (31M), (42, 26), (45M, 29M, 37M, 10), (36M, 27, 36M), (39, 30, 47, 39M), (31, 49M), (35, 33, 11), (0), (28M, 31M, 20B), (25, 50M, 34M, 40M), (44M, 47M, 42, 29), (12B, 39M, 47M)

SCORING

	TDR	TDP	TDR	FG	PAT	S	TP
Villanueva	0	0	0	17/31	56/56	0	107
Reeves	8	8	0	0/0	0/0	0	96
Hayes	0	13	0	0/0	0/0	0	78
Perkins	8	0	0	0/0	0/0	0	48
Meredith	5	0	0	0/0	0/0	0	30
Clarke	0	4	0	0/0	0/0	0	24
Andrie	0	0	1a	0/0	0/0	0	6
Dial	0	1	0	0/0	0/0	0	6
Garrison	1	0	0	0/0	0/0	0	6
Gent	0	1	0	0/0	0/0	0	6
Green	0	0	1b	0/0	0/0	0	6
Howley	0	0	1c	0/0	0/0	0	6
Jordan	0	0	1d	0/0	0/0	0	6
Renfro	0	0	1e	0/0	0/0	0	6
Shy	1	0	0	0/0	0/0	0	6
Smith	1	0	0	0/0	0/0	0	6
Cowboys	24	27	5	17/31	56/56	1	445
Opponents	6	17	6*	12/31	29/29	0	239

- a 6 interception return vs. N.Y. Giants (12/18)
 b 41 interception return vs. N.Y. Giants (9/18)
 c 97 fumble return vs. Atlanta (10/2)
 d 49 interception return vs. Pittsburgh (10/30)
 e 87 kickoff return vs. Pittsburgh (10/30)
 + Townes tackle in end zone vs. Atlanta (10/2)

- * Woodson 56 int. return vs. Pittsburgh (10/30)
 Butler 93 kickoff return vs. Pittsburgh (10/30)
 Brown 93 kickoff return vs. Philadelphia (11/6)
 Brown 90 kickoff return vs. Philadelphia (11/6)
 Martin 40 punt return vs. Philadelphia (11/6)
 Roger block punt rec. in end zone vs. Washington (12/11)

USUAL STARTERS

WR	Bob Hayes	LE	Willie Townes (8)
LT	Jim Boeke (10)	RT	Larry Stephens (6)
	Tony Liscio (4)	LT	Jim Colvin
LG	Tony Liscio (10)	RT	Bob Lilly
	John Niland (4)	RE	George Andrie
C	Dave Manders	LLB	Chuck Howley
RG	Leon Donohue	MLB	Lee Roy Jordan
RT	Ralph Neely	RLB	Dave Edwards
TE	Pettis Norman	LCB	Cornell Green
WR	Pete Gent (10)	RCB	Warren Livingston
	Buddy Dial (3)	SS	Mike Gaschter
QB	Don Meredith	FS	Mel Renfro (8)
RB	Dan Reeves		Obert Logan (6)
FB	Don Perkins		

K	Danny Villanueva	P	Danny Villanueva
---	------------------	---	------------------

Pro Bowlers in Bold

PASSING	ATT	COMP	YDS	PCT	AVG ATT	PCT TD	PCT INT	PCT LG	SKS/YDS	RATING		
Meredith	344	177	2,805	51.5	8.2	24	7.0	12	3.5	951	37/261	79.9
Rhyme	36	21	253	58.3	7.0	0	0.0	1	2.8	47	4/39	45.0
Morton	27	13	225	48.1	8.3	3	1.1	1	3.7	41	1/8	65.0
Reeves	6	3	48	50.0	8.0	0	0.0	0	0.0	29	0/0	66.7
Cowboys	413	214	3,331	51.8	8.1	27	6.5	14	3.4	951	42/308	74.8
Opponents	457	212	2,802	46.4	6.1	17	3.7	17	3.7	78	60/420	63.1

1967 ★ DALLAS COWBOYS STATISTICS ★ 1967

FIRST PLACE, CAPITOL DIVISION HEAD COACH: TOM LANDRY				
PRESEASON (2-3)				
Date	W/L	Score	Opponent	Att.
8/12	L	6-20	@ L.A. Rams	57,595
8/20	W	30-24	@ San Francisco	31,212
8/28	L	3-20	GREEN BAY	78,087
9/2	W	30-17	@ Houston	53,125
9/9	L	7-33	BALTIMORE	58,492
REGULAR SEASON (9-5)				
9/17	W	21-14	@ Cleveland	81,039
9/24	W	38-24	N.Y. GIANTS	66,209
10/1	L	13-35	L.A. RAMS	75,229
10/8	W	17-14	@ Washington	50,566
10/15	W	14-10	NEW ORLEANS	64,128
10/22	W	24-21	@ Pittsburgh	39,641
10/29	L	14-21	@ Philadelphia	60,740
11/5	W	37-7	ATLANTA	54,751
11/12	W	27-10	@ New Orleans	83,437
11/19	L	20-27	WASHINGTON	75,538
11/23	W	46-21	ST. LOUIS	68,787
12/3	L	17-23	@ Baltimore	60,238
12/10	W	38-17	PHILADELPHIA	55,834
12/16	L	16-24	@ San Francisco	27,182
1967 EASTERN CHAMPIONSHIP GAME				
12/24	W	52-14	CLEVELAND	70,786
NFL CHAMPIONSHIP GAME				
12/31	L	17-21	@ Green Bay	50,861

TEAM STATISTICS	DALLAS	OPP
FIRST DOWNS	261	236
Rushing	109	64
Passing	141	145
Penalty	11	27
Third Down-Made/Att.	79/200	80/195
Third Down Efficiency	39.5	41
Fourth Down-Made/Att.	8/15	5/13
TOTAL NET YARDS	4,699	3,874
Avg. Per Game	335.6	276.7
Total Plays	936	866
Avg. Per Play	5.0	4.5
NET YARDS RUSHING	1,900	1,094
Avg. Per Game	135.7	78.1
Total Rushes	477	339
Avg. Per Rush	4.0	3.2
NET YARDS PASSING	2,799	2,780
Sacked/Yards Lost	42/294	45/377
Gross Yards	3,093	3,167
Attempts/Completions	417/210	482/260
Pct. of Completions	50.4	53.9
Had Intercepted	28	29
PUNTS/AVERAGE	67/40.4	72/42.5
Net Punting Average	35.2	36.1
PUNT RET./AVG.	33/9.7	38/7.0
KICKOFF RET./AVG.	48/21.1	59/22.9
INT./AVG. RET.	29/11.4	28/12.6
PENALTIES/YARDS	81/785	64/707
FUMBLES/BALL LOST	25/13	28/18
TOUCHDOWNS	45	35
Rushing	13	11
Passing	28	21
Returns	4	3
EXTRA POINTS/ATTEMPTS	41/44	34/35
FIELD GOALS/ATTEMPTS	9/23	8/23

RUSHING	ATT	YDS	AVG	LG	TD
Perkins	201	823	4.1	30	6
Reeves	173	603	3.5	32	5
Garrison	24	146	6.1	26	0
Norman	9	91	10.1	28	0
Meredith	28	84	3.0	26	0
Clarke	4	72	18.0	56	1
Shy	17	59	3.5	13	0
Morton	15	42	2.8	11	0
Baynham	3	6	2.0	3	1
Rhime	2	-11	-5.5	-2	0
Villanueva	1	-15	-15.0	-15	0
Cowboys	477	1,900	4.0	56	13
Opponents	339	1,094	3.2	46	11

RECEIVING	NO	YDS	AVG	LG	TD
Rentzel	58	996	17.2	74	8
Hayes	49	998	20.4	64t	10
Reeves	39	490	12.6	60	6
Norman	20	220	11.0	39	2
Perkins	18	116	6.4	15	0
Clarke	9	119	13.2	23	1
Gent	9	88	9.8	16	1
Shy	3	36	12.0	19	0
Baynham	3	13	4.3	17	0
Garrison	2	17	8.5	14	0
Cowboys	210	3,093	14.7	74t	28
Opponents	260	3,167	12.1	67	20

INTERCEPTIONS	NO	YDS	AVG	LG	TD
Green	7	52	7.4	28	0
Renfro	7	38	5.4	30	0
Johnson	5	88	17.6	49	0
Jordan	3	85	30.2	40	1
Edwards	3	34	11.3	26	1
Gaechter	2	0	0.0	0	0
Howley	1	28	28.0	28t	1
Clark	1	6	6.0	6	0
Cowboys	29	331	11.4	49	3
Opponents	28	353	12.6	67t	2

PUNTING	NO	YDS	AVG	TB	IN20	LG	BL	NET
Villanueva	67	2,707	40.4	4	9	57	0	35.2
Cowboys	67	2,707	40.4	4	9	57	0	35.2

PUNT RETURNS	NO	FC	YDS	AVG	LG	TD
Hayes	24	6	276	11.5	69t	1
Rentzel	6	6	45	7.5	21	0
Renfro	3	4	-1	-0.3	7	0
Cowboys	33	16	320	9.7	69t	1
Opponents	38	15	266	7.0	41	0

KICKOFF RETURNS	NO	YDS	AVG	LG	TD
Garrison	20	366	18.3	36	0
Baynham	12	331	27.6	37	0
Renfro	5	112	22.4	30	0
Shy	5	96	19.2	35	0
Stokes	4	92	23.0	35	0
Hayes	1	17	17.0	17	0
East	1	0	0.0	0	0
Cowboys	48	1,014	21.1	37	0
Opponents	59	1,350	22.9	54	0

SCORE BY QUARTERS	1	2	3	4	OT	T
Cowboys	69	105	86	82	0	342
Opponents	55	80	57	76	0	268

FIELD GOALS	7-19	20-29	30-39	40-49	50+
Villanueva	2-5	5-5	1-1	0-7	0-1
Deters	1-1	0-0	0-1	0-2	0-0
Cowboys	3-6	5-5	1-2	0-9	0-1
Opponents	1-1	3-7	2-5	1-8	1-2

Deters: (37M),(12),(43M,40M).0.0.0.0.0.0.0.0.
0.0.0.0
Villanueva: ().0.0.(40M,27).(49M,13M).
(51M,45M,34).(9B).0.(45M,49M,21,12).
(40M),(22),(17).(22,19M).(25,49M)
Opponents: (27M,37M).(38,44M).(45M,33M).
(26M).(45M,47,48M).0.(37B).(27M).
(48B,26M,11).0.(42M).(29,53,27).
(25).(49M,50B,37)

SCORING	TDR	TDP	TDRi	FG	PAT	S	TR
Hayes	0	10	1a	0/0	0/0	0	60
Reeves	5	6	0	0/0	0/0	0	60
Villanueva	0	0	0	8/19	32/34	0	56
Rentzel	0	8	0	0/0	0/0	0	48
Perkins	6	0	0	0/0	0/0	0	36
Clarke	1	1	0	0/0	0/0	0	12
Deters	0	0	0	1/4	9/10	0	12
Norman	0	2	0	0/0	0/0	0	12
Edwards	0	0	1b	0/0	0/0	0	6
Baynham	1	0	0	0/0	0/0	0	6
Gent	0	1	0	0/0	0/0	0	6
Howley	0	0	1c	0/0	0/0	0	6
Jordan	0	0	1d	0/0	0/0	0	6
Cowboys	13	28	4	9/23	41/44	2	342
Opponents	11	20	3*	8/23	34/35	0	268

- a 69 punt return vs. St. Louis (11/23)
 - b 26 interception return vs. Baltimore (12/3)
 - c 28 interception return vs. Cleveland (9/17)
 - d 33 interception return vs. Atlanta (11/5)
- + Pugh tackled Johnson in end zone vs. Atlanta (11/5)
Jordan tackled Roland in end zone vs. St. Louis (11/23)
- * Meador 30 interception return vs. Los Angeles (10/1)
Whitsell 26 interception return vs. New Orleans (10/15)
Scarpatti 67 interception return vs. Philadelphia (12/10)

USUAL STARTERS			
WR	Bob Hayes	LE	Willie Townes
LT	Tony Liscio	LT	Jethro Pugh
LG	John Niland	RT	Bob Lilly
C	Mike Connelly	RE	George Andrie
RG	Leon Donohue	LLB	Chuck Howley
TE	Ralph Neely	RLB	Lee Roy Jordan
RT	Pettis Norman	MLB	Dave Edwards
WR	Lance Rentzel	LCB	Cornell Green
QB	Don Meredith (11)	RCB	Mike Johnson (7)
RB	Craig Morton (3)		Mel Renfro (6)
RB	Don Reeves	SS	Mike Gaschler
FB	Don Perkins	FS	Mel Renfro (8)
			Phil Clark (4)
K	Danny Villanueva (11)		
	Harold Deters (3)		
P	Danny Villanueva		

Pro Bowlers in Bold

PASSING	ATT	COMP	YDS	PCT	AVG ATT	PCT TD	INT	PCT INT	LG	SKS/YDS	RATING	
Meredith	255	128	1,834	50.2	7.2	16	6.3	16	6.3	60	21/143	68.6
Morton	137	69	987	50.4	7.2	10	7.3	10	7.3	64t	17/125	67.8
Rhorne	18	9	86	50.0	4.8	0	0	1	5.5	19	4/26	40.3
Reeves	7	4	195	57.1	27.9	2	28.6	1	14.3	41	0/0	101.8
Cowboys	417	210	3,093	50.4	7.4	28	6.7	28	6.7	64t	42/294	69.4
Opponents	482	260	3,167	53.9	6.6	21	4.4	29	6.0	67	45/377	63.9

1968 ★ DALLAS COWBOYS STATISTICS ★ 1968

FIRST PLACE, CAPITOL DIVISION HEAD COACH: TOM LANDRY				
PRESEASON (3-3)				
Date	W/L	Score	Opponent	Att.
8/3	L	24-30	Chicago @ Canton	14,578
8/11	W	16-14	@ San Francisco	27,530
8/17	W	42-10	@ L.A. Rams	64,978
8/24	L	27-31	GREEN BAY	72,014
8/31	W	33-19	@ Houston	52,289
9/7	L	10-16	BALTIMORE	69,520
REGULAR SEASON (12-2)				
9/15	W	59-13	DETROIT	61,382
9/22	W	28-7	CLEVELAND	68,733
9/29	W	45-13	@ Philadelphia	60,858
10/6	W	27-10	@ St. Louis	48,296
10/13	W	34-14	PHILADELPHIA	72,083
10/20	W	20-7	@ Minnesota	47,644
10/28	L	17-28	GREEN BAY	74,604
11/3	W	17-3	@ New Orleans	84,728
11/10	L	21-27	N.Y. GIANTS	72,163
11/17	W	44-24	@ Washington	50,816
11/24	W	34-3	@ Chicago	46,667
11/28	W	29-20	WASHINGTON	66,076
12/8	W	28-7	PITTSBURGH	55,069
12/15	W	28-10	@ N.Y. Giants	62,617
1968 EASTERN CHAMPIONSHIP GAME				
12/21	L	20-31	@ Cleveland	81,497
PLAYOFF BOWL GAME (MIAMI)				
1/5/69	W	17-13	Minnesota	22,961

TEAM STATISTICS	DALLAS	OPP
FIRST DOWNS.....	297	202
Rushing.....	135	61
Passing.....	143	123
Penalty.....	19	18
Third Down-Made/Att.....	87/188	66/193
Third Down Efficiency.....	46.3	34.2
Fourth Down-Made/Att.....	6/6	6/19
TOTAL NET YARDS.....	5,117	3,633
Avg. Per Game.....	365.5	259.5
Total Plays.....	913	863
Avg. Per Play.....	5.6	4.2
NET YARDS RUSHING.....	2,091	1,195
Avg. Per Game.....	149.4	85.4
Total Rushes.....	480	369
Avg. Per Rush.....	4.4	3.2
NET YARDS PASSING.....	3,026	2,438
Sacked/Yards Lost.....	34/269	51/400
Gross Yards.....	3,295	2,838
Attempts/Completions.....	399/217	428/220
Pct. of Completions.....	54.4	51.4
Had Intercepted.....	18	26
POINTS/AVERAGE.....	59/40.9	77/40.4
Net Punting Average.....	36.4	33.7
PUNT RET./AVG.....	30/13.5	25/5.1
KICKOFF RET./AVG.....	39/21.6	68/19.5
INT./AVG. RET.....	26/10.6	18/20.5
PENALTIES/YARDS.....	77/751	54/657
FUMBLES/BALL LOST.....	21/15	21/15
TOUCHDOWNS.....	54	23
Rushing.....	22	2
Passing.....	7	20
Returns.....	5	21
EXTRA POINTS/ATTEMPTS.....	54/54	21/23
FIELD GOALS/ATTEMPTS.....	17/29	9/22

RUSHING	ATT	YDS	AVG	LG	TD
Perkins	191	836	4.4	28	4
Baynham	103	438	4.3	22	5
Garrison	45	271	5.9	22	5
Shy	64	179	2.8	17	1
Reeves	40	178	4.5	25	4
Meredith	22	123	5.6	16	1
Norman	4	51	12.8	26	0
Morton	4	28	7.0	12	2
Hayes	4	2	0.5	0	0
Gent	2	-5	-2.5	-5	0

Cowboys	480	2,071	4.4	28	22
Opponents	369	1,195	3.2	27	2

RECEIVING	NO	YDS	AVG	LG	TD
Rentzel	54	1,009	18.7	65	6
Hayes	53	909	17.2	54	10
Baynham	29	380	13.1	40	3
Norman	18	204	11.3	34	1
Perkins	17	180	11.1	24	2
Gent	16	194	12.1	22	0
Shy	10	105	10.5	41	0
Garrison	7	111	15.9	53	0
Reeves	7	84	12.0	21	1
Homan	4	92	23.0	36	1
Wright	1	15	15.0	15	1
Randle	1	12	12.0	12	0

Cowboys	217	3,296	15.2	65	25
Opponents	220	2,838	12.9	80	20

INTERCEPTIONS	NO	YDS	AVG	LG	TD
Howley	6	115	19.2	58	1
Green	4	73	18.3	55	1
Gaechter	3	23	7.6	17	0
Jordan	3	17	5.7	7	0
Johnson	3	3	1.0	3	0
Renfro	3	5	1.7	5	0
Daniels	2	25	12.5	17	0
Simmons	1	8	8.0	8	0
Cole	1	5	5.0	5	1
Cowboys	26	275	10.6	58	3
Opponents	18	335	20.5	89	1

PUNTING	NO	YDS	AVG	TB	IN20	LG	BL	NET
Widby	59	2,415	40.9	7	17	84	0	36.4
Cowboys	59	2,415	40.9	7	17	84	0	36.4
Opp.	77	3,119	40.4	6	22	57	0	33.7

PUNT RETURNS	NO	FC	YDS	AVG	LG	TD
Hayes	15	9	312	20.8	90	2
Rentzel	14	12	93	6.6	27	0
Homan	1	0	0	0.0	0	0
Gaechter	0	1	0	0.0	0	0
Cowboys	30	23	405	13.5	90	2
Opponents	25	16	128	5.1	48	0

KICKOFF RETURNS	NO	YDS	AVG	LG	TD
Baynham	23	590	25.7	40	0
Daniels	9	193	21.5	32	0
Neely	3	17	5.6	9	0
Homan	2	21	10.5	21	0
Hayes	1	20	20.0	20	0
Norman	1	0	0.0	0	0
Cowboys	39	843	21.6	40	0
Opponents	68	1,326	19.5	53	0

SCORE BY QUARTERS	1	2	3	4	OT	T
Cowboys	72	133	85	141	0	431
Opponents	19	68	59	40	0	186

FIELD GOALS	7-19	20-29	30-39	40-49	50+
Clark	6-6	7-8	1-6	2-6	1-3
Cowboys	6-6	7-8	1-6	2-6	1-3
Opponents	3-3	3-3	3-11	0-4	0-1

Clark: (52M,16.46M),(33M),(26),(14.50),
(35M,26.21),(12.21,53M),(16.47M),
(20),(1),(45.34,13),
(34M,21.29M,31M,38M,49.47M),(18.25),
(48M),(1)
Opponents: (48M,36B),(23.13),(32.35M),(47M),
(31B,45B),(37M),(57M,37M,38),(25,10),
(37),(21.34M),(1),(45M),(12,32M,32B)

SCORING	TDR	TDP	TDR	FG	PAT	S	TP
M. Clark	0	0	0	17/29	54/54	0	105
Hayes	0	10	2a	0/0	0/0	0	72
Baynham	5	3	0	0/0	0/0	0	48
Perkins	4	2	0	0/0	0/0	0	36
Rentzel	0	6	0	0/0	0/0	0	36
Garrison	5	0	0	0/0	0/0	0	30
Reeves	4	1	0	0/0	0/0	0	30
Cole	0	0	2b	0/0	0/0	0	12
Morton	2	0	0	0/0	0/0	0	12
Green	0	0	1c	0/0	0/0	0	6
Homan	0	1	0	0/0	0/0	0	6
Howley	0	0	1d	0/0	0/0	0	6
Meredith	1	0	0	0/0	0/0	0	6
Shy	1	0	0	0/0	0/0	0	6
Townes	0	0	1e	0/0	0/0	0	8
Norman	0	1	0	0/0	0/0	0	2
Wright	0	1	0	0/0	0/0	0	6
Pugh	0	0	0	0/0	0/0	1	2
Cowboys	22	25	7	17/29	54/54	1	431
Opponents	2	20	1*	9/22	21/23	0	186

- a 90 punt return vs. Pittsburgh (12/8)
63 punt return vs. N.Y. Giants (12/15)
b 21 fumble return vs. Washington (11/17)
c 5 interception return vs. Washington (11/28)
d 55 interception return vs. Minnesota (10/20)
e 35 interception return vs. Detroit (9/15)
e 20 fumble return vs. Cleveland (9/22)
+ Pugh forced fumble in end zone vs. Washington (11/28)

* Hanburger 30 int. return vs. Washington (11/17)

USUAL STARTERS			
WR	Bob Hayes	LE	Larry Cole (10)
LT	Tony Liscio		Willie Townes (4)
LG	John Niland	LT	Jethro Pugh
C	Malcolm Walker	RT	Bob Lilly
RG	John Willbur	RE	George Andrie
RT	Ralph Neely	LLB	Chuck Howley
TE	Pettis Norman	MLB	Lee Roy Jordan
WR	Lance Rentzel	RLB	Dave Edwards
QB	Don Meredith	LCB	Cornell Green
RB	Craig Baynham (8)	RCB	Mike Johnson
	Dan Reeves (4)	SS	Mike Gaechter
FB	Don Perkins	FS	Mel Renfro (8)
			Dick Daniels (8)
K	Mike Clark		
P	Ron Widby		<i>Pro Bowlers in Bold</i>

PASSING	ATT	COMP	YDS	PCT	AVG	PCT	PCT	PCT	LG	SKS/YDS	RATING	
Meredith	309	171	2,500	55.3	8.1	21	6.8	12	3.9	65	30/180	88.3
Morton	85	44	752	51.8	8.9	4	4.7	6	7.1	53	43/39	68.2
Reeves	4	2	43	50.0	10.8	0	0.0	0	0.0	24	0/0	101.8
Baynham	1	0	0	0.0	0.0	0	0.0	0	0.0	0	0/0	39.6
Cowboys	399	217	3,295	54.4	8.3	25	6.3	18	4.5	65	34/269	84.1
Opponents	428	220	2,838	51.4	6.6	20	4.7	26	6.1	80	51/400	63.9

1969 ★ DALLAS COWBOYS STATISTICS ★ 1969

STAFF

PLAYERS

2015 SEASON

RECORDS

PLAYOFF
RECORDS

1969
STATISTICS

SIDELINES

FIRST PLACE, CAPITOL DIVISION HEAD COACH: TOM LANDRY

PRESEASON (4-2)

Date	W/L	Score	Opponent	Att.
8/8	L	17-24	@ L.A. Rams	87,381
8/17	W	20-17	@ San Francisco	33,894
8/23	W	31-13	GREEN BAY	73,764
8/28	W	14-11	@ Houston	55,310
9/6	W	25-9	N.Y. JETS	74,771
9/14	L	7-23	BALTIMORE	58,975

REGULAR SEASON (11-2-1)

9/21	W	24-3	ST. LOUIS	62,134
9/28	W	21-17	@ New Orleans	79,567
10/5	W	38-7	@ Philadelphia	60,658
10/12	W	24-17	@ Atlanta	54,833
10/19	W	49-14	PHILADELPHIA	71,509
10/27	W	25-3	N.Y. GIANTS	58,964
11/2	L	10-42	@ Cleveland	84,850
11/9	W	33-17	NEW ORLEANS	68,282
11/16	W	41-28	@ Washington	50,474
11/23	L	23-24	@ Los Angeles	79,105
11/27	T	24-24	SAN FRANCISCO	62,348
12/7	W	10-7	@ Pittsburgh	24,990
12/13	W	27-10	BALTIMORE	63,191
12/21	W	20-10	WASHINGTON	56,924

1969 EASTERN CHAMPIONSHIP GAME

12/28	L	14-38	CLEVELAND	69,321
-------	---	-------	-----------	--------

PLAYOFF BOWL GAME

(MIAMI)

1/3/70	L	0-31	L.A. Rams	31,151
--------	---	------	-----------	--------

TEAM STATISTICS DALLAS OPP

FIRST DOWNS.....	275.....	203
Rushing.....	133.....	52
Passing.....	129.....	141
Penalty.....	17.....	10
Third Down-Made/Att.....	82/197.....	64/194
Third Down Efficiency.....	41.6.....	33.5
Fourth Down-Made/Att.....	2/6.....	3/8
TOTAL NET YARDS.....	5,122.....	3,707
Avg. Per Game.....	365.9.....	264.8
Total Plays.....	931.....	826
Avg. Per Play.....	5.5.....	4.5
NET YARDS RUSHING.....	2,276.....	1,050
Avg. Per Game.....	162.6.....	75.0
Total Rushes.....	532.....	313
Avg. Per Rush.....	4.3.....	3.4
NET YARDS PASSING.....	2,846.....	2,657
Sacked/Yards Lost.....	44/366.....	55/452
Gross Yards.....	3,212.....	3,109
Attempts/Completions.....	355/189.....	458/235
Pct. of Completions.....	53.2.....	51.3
Had Intercepted.....	18.....	24
PUNTS/AVERAGE.....	63/43.3.....	82/42.2
Net Punting Average.....	37.2.....	37.7
PUNT RET./AVG.....	38/7.2.....	43/7.1
KICKOFF RET./AVG.....	36/19.9.....	64/19.4
INT./AVG. RET.....	24/14.1.....	18/9.3
PENALTIES/YARDS.....	81/840.....	58/680
FUMBLES/BALL LOST.....	28/12.....	23/11
TOUCHDOWNS.....	44.....	28
Rushing.....	17.....	3
Passing.....	24.....	23
Returns.....	3.....	2
EXTRA POINTS/ATTEMPTS.....	43/44.....	28/28
FIELD GOALS/ATTEMPTS.....	20/36.....	9/25

RUSHING

Hill	204	942	4.6	55	8
Garrison	176	818	4.6	21	2
Reeves	59	173	2.9	12	4
Shy	42	154	3.7	23	1
Morton	16	62	4.0	15	1
Staubach	15	60	4.0	19	1
Welch	6	21	3.5	6	0
Norman	5	20	4.0	21	0
Hayes	4	17	4.3	6	0
Rentzel	2	11	5.5	14	0
Baynham	3	-2	-0.6	2	0
Cowboys	532	2,276	4.3	55	17
Opponents	313	1,050	3.4	25	3

RECEIVING

Rentzel	43	969	22.3	75	12
Hayes	40	746	18.7	67	4
Hill	20	232	11.6	28	1
Reeves	18	187	10.4	29	0
Ditka	17	369	21.7	51	3
Norman	13	238	18.3	31	3
Garrison	13	131	10.1	25	0
Horman	12	240	20.0	66	1
Shy	8	124	15.5	49	1
Conrad	4	74	18.5	34	0
Wright	1	12	12.0	12	0
Cowboys	189	3,212	17.0	75	24
Opponents	235	3,109	13.2	88	23

INTERCEPTIONS

Renfro	10	118	11.8	41	0
Gaehter	3	72	24.0	37	0
Jordan	2	38	19.0	38	0
Howley	2	37	18.5	28	0
P. Clark	2	2	1.0	2	0
Green	2	0	0.0	0	0
Cole	1	41	41.0	41	1
Brown	1	31	31.0	31	0
Edwards	1	0	0.0	0	0
Cowboys	24	339	14.1	41	1
Opponents	18	167	9.3	56	1

PUNTING

Widby	63	2,729	43.3	4	9	62	0	37.2
Cowboys	63	2,729	43.3	4	9	62	0	37.2
Opp.	82	3,463	42.2	5	21	81	0	37.7

PUNT RETURNS

Hayes	18	5	179	9.9	50	0
Renfro	15	7	80	5.3	34	0
Rentzel	4	3	14	3.5	11	0
Johnson	1	0	0	0.0	0	0
Cowboys	38	15	273	7.2	50	0
Opponents	43	7	305	7.1	28	0

KICKOFF RETURNS

Flowers	11	238	20.8	30	0
Baynham	7	114	16.3	29	0
Welch	5	112	22.4	35	0
Hill	4	125	31.3	46	0
Hayes	3	80	26.7	46	0
Rushing	3	47	15.6	26	0
Green	2	0	0.0	0	0
Garrison	1	2	2.0	2	0
Cowboys	36	718	19.9	46	0
Opponents	64	1,242	19.4	60	0

SCORE BY

QUARTERS

Cowboys

Opponents

1 2 3 4 OT T

102 106 54 107 0 369

62 64 48 49 0 223

FIELD GOALS

7-19 20-29 30-39 40-49 50+

Clark, M. 7-8 6-7 4-7 3-11 0-3

Cowboys 7-8 6-7 4-7 3-11 0-3

Opponents 1-1 3-5 4-5 1-12 0-2

Clark: (23M,30),(47M),(14,47M),(47,32M),

(17M,33M),(41M,42M,47,35,15),

(14,50M),(21,21,46M,40M),(36,14,50M),

(18,22,43),(47M,24,37M),(32),

(15,27,46M),(12,24,54M)

Opponents: (42M,46M,20,27M),(56M,32M,43),

(42B),(34),(48M),(23,50B),(45M,46M),

(37,44M),(48B),(36),(48B,21), (24,43M),

(34,27B,42M)

SCORING

M. Clark

Rentzel

Hill

Reeves

Hayes

Ditka

Norman

Garrison

Shy

Cole

Lilly

Morton

Staubach

Andrie

Cowboys

Opponents

17 24 3 20/36 43/44 1 369

3 23 2* 9/25 28/28 0 223

a 0 fumble return @ Philadelphia (10/5)

b 9 fumble return vs. Philadelphia (10/19)

c 41 interception return @ Washington (11/16)

+ tackled Tarkenton in end zone vs. N.Y. Giants (10/27)

* Bradley 56 int. return vs. Philadelphia (10/19)

Hanburger 19 fumble return vs. Washington (12/21)

USUAL STARTERS

WR	Bob Hayes (10)	LE	Larry Cole
WR	Dennis Homan (4)	LT	Jeffrey Pugh (11)
LT	Tony Liscio	RT	Ron East (3)
LG	John Niland	RT	Bob Lilly
C	Malcolm Walker	RE	George Andrie
RG	John Wilbur	MLB	Dave Edwards
RT	Ralph Neely (11)	RLB	Chuck Howley
TE	Rayfield Wright (3)	LCB	Lee Roy Jordan
TE	Pettis Norman (10)	RCB	Phil Clark
WR	Mike Ditka (4)	SS	Mike Gaehter
QB	Lance Rentzel	FS	Mel Renfro
QB	Craig Morton		
RB	Calvin Hill		
FB	Walt Garrison	P	Ron Widby,
K	Mike Clark		Pro Bowlers in Bold

PASSING	ATT	COMP	YDS	PCT	AVG	TD	PCT	PCT	PCT	LG	SKS/YDS	RATING
Morton	302	162	2,619	53.6	8.7	21	7.0	15	5.0	67	30/246	85.4
Staubach	47	23	421	49.0	9.0	1	2.1	2	4.3	75t	12/106	69.5
Hill	3	3	137	100.0	45.7	2	66.7	0	0.0	53	0/0	158.3
Reeves	3	1	35	33.3	11.7	0	0.0	1	33.3	35	2/14	38.9
Cowboys	355	189	3,212	53.2	9.1	24	6.3	18	7.1	75t	44/366	85.6
Opponents	458	235	3,109	51.3	6.8	23	5.0	24	5.2	88t	55/452	68.0

1970 ★ DALLAS COWBOYS STATISTICS ★ 1970

FIRST PLACE, NFC EAST
HEAD COACH: TOM LANDRY

PRESEASON (1-5)				
Date	W/L	Score	Opponent	Att.
8/8	W	20-10	@ San Diego	39,392
8/15	L	10-17	@ L.A. Rams	64,646
8/22	L	34-35	GREEN BAY	72,389
8/29	L	21-37	@ Houston	46,548
9/5	L	0-13	KANSAS CITY	69,055
9/13	L	21-29	N.Y. JETS	55,297

REGULAR SEASON (10-4)				
Date	W/L	Score	Opponent	Att.
9/20	W	17-7	@ Philadelphia	59,728
9/27	W	28-10	N.Y. GIANTS	57,239
10/4	L	7-20	@ St. Louis	50,780
10/11	W	13-0	ATLANTA	53,611
10/18	L	13-54	@ Minnesota	47,900
10/25	W	27-16	@ Kansas City	51,158
11/1	W	21-17	PHILADELPHIA	55,736
11/8	L	20-23	@ N.Y. Giants	62,928
11/16	L	0-38	ST. LOUIS	69,323
11/22	W	45-21	@ Washington	50,415
11/26	W	16-3	GREEN BAY	67,182
12/6	W	34-0	WASHINGTON	57,936
12/12	W	6-2	@ Cleveland	75,458
12/20	W	52-10	HOUSTON	50,504

1970 DIVISIONAL PLAYOFF				
12/26	W	5-0	DETROIT	73,167

1970 NFC CHAMPIONSHIP GAME				
1/3/71	W	17-10	@ San Francisco	59,625

SUPER BOWL V (MIAMI)				
1/17/71	L	13-16	Baltimore	80,055

TEAM STATISTICS	DALLAS	OPP
FIRST DOWNS	229	205
Rushing	119	87
Passing	95	105
Penalty	15	13
Third Down-Made/Att.	63/186	74/202
Third Down Efficiency	33.9	36.6
Fourth Down-Made/Att.	6/15	6/15
TOTAL NET YARDS	4,449	3,569
Avg. Per Game	317.8	254.9
Total Plays	858	855
Avg. Per Play	5.2	4.2
NET YARDS RUSHING	2,300	1,656
Avg. Per Game	164.3	118.3
Total Rushes	522	415
Avg. Per Rush	4.4	4.0
NET YARDS PASSING	2,149	1,913
Sacked/Yards Lost	39/296	41/313
Gross Yards	2,445	2,226
Attempts/Completions	297/149	399/193
Pct. of Completions	50.2	48.4
Had Intercepted	16	24
PUNTS/AVERAGE	69/41.3	74/41.1
Net Punting Average	35.4	36.3
PUNT RET./AVG.	32/7.4	38/7.7
KICKOFF RET./AVG.	37/24.0	60/19.0
INT./AVG. RET.	24/12.8	16/16.2
PENALTIES/YARDS	67/93.4	70/73.2
FUMBLES/BALL LOST	29/12	25/14
TOUCHDOWNS	35	24
Rushing	16	10
Passing	18	10
Returns	1	4
EXTRA POINTS/ATTEMPTS	35/35	24/24
FIELD GOALS/ATTEMPTS	18/27	17/26

RUSHING	ATT	YDS	AVG	LG	TD
Thomas	151	803	5.3	47	5
Hill	153	577	3.8	20	4
Garrison	126	507	4.0	18	3
Staubach	27	221	8.2	25	0
Reeves	35	84	2.4	8	2
Morton	16	37	2.3	11	0
Hayes	4	34	8.5	13	1
Norman	2	16	8.0	22	0
Welch	5	13	2.6	5	1
Renzel	1	11	11.0	11	0
Homan	2	-3	-1.5	0	0
Cowboys	522	2,300	4.4	47	16
Opponents	415	1,656	4.0	48	10

RECEIVING	NO	YDS	AVG	LG	TD
Hayes	34	889	26.1	89	10
Renzel	28	556	19.9	86	5
Garrison	21	205	9.8	36	2
Hill	13	95	7.3	21	0
Reeves	12	140	11.7	23	0
Thomas	10	73	7.3	17	0
Rucker	9	200	22.2	52	1
Ditka	8	98	12.3	26	0
Homan	7	105	15.0	43	0
Norman	6	70	11.7	23	0
Kiner	1	14	14.0	14	0
Cowboys	149	2,445	16.4	89	18
Opponents	193	2,226	11.5	78	10

INTERCEPTIONS	NO	YDS	AVG	LG	TD
Waters	5	45	9.0	20	0
Renfro	4	3	0.8	3	0
Adderley	3	69	23.0	30	0
Harris	2	66	33.0	60	0
Howley	2	18	9.0	17	0
Edwards	2	2	1.0	2	0
Green	1	59	59.0	59	0
Kiner	1	28	28.0	28	0
Stincic	1	11	11.0	11	0
Jordan	1	6	6.0	6	0
Pugh	1	0	0.0	0	0
Washington	1	0	0.0	0	0
Cowboys	24	307	12.8	60	0
Opponents	16	259	16.2	43	1

PUNTING	NO	YDS	AVG	TB	IN20	LG	BL	NET
Widby	69	2,847	41.3	6	10	59	1	35.4
Cowboys	69	2,847	41.3	6	10	59	1	35.4
Opp.	74	3,045	41.1	6	21	64	1	36.3

PUNT RETURNS	NO	FC	YDS	AVG	LG	TD
Hayes	15	7	116	7.7	34	0
Renfro	13	6	77	5.9	29	0
Adkins	4	2	44	11.0	24	0
Reeves	0	2	0	0.0	0	0
Cowboys	32	17	237	7.4	34	0
Opponents	38	12	281	7.4	74	1

KICKOFF RETURNS	NO	YDS	AVG	LG	TD
Thomas	19	416	21.9	33	0
Adkins	7	149	21.3	27	0
Washington	5	242	48.4	100	1
Kiner	3	50	16.7	18	0
Harris	1	22	22.0	22	0
Waters	1	6	6.0	6	0
Flowers	1	3	3.0	3	0
Cowboys	37	888	24.0	100	1
Opponents	60	1,142	19.0	44	0

SCORE BY QUARTERS	1	2	3	4	OT	T
Cowboys	36	82	93	88	0	299
Opponents	59	49	55	58	0	221

FIELD GOALS	7-19	20-29	30-39	40-49	50+
M. Clark	7-8	3-5	6-9	2-5	0-0
Cowboys	7-8	3-5	6-9	2-5	0-0
Opponents	2-2	4-6	7-9	3-5	1-4

Clark: (13), (47M, 41M), (19M), (38M, 19, 10), (19, 43), (38, 34), (34M), (28, 32M, 22), (1), (42), (21, 12, 15), (21B, 38, 47M, 15), (29M, 39, 31), (35)
Opponents: (1), (50M, 20, 27M), (38, 35, 43M), (36M), (42, 31, 28, 34), (25, 32, 22), (19), (40, 42, 55M, 54, 20M), (53M, 31), (1), (19), (47M), (32M), (37)

SCORING	TDR	TDP	TDR	FG	PAT	S	TP
M. Clark	0	0	0	18/27	35/35	0	89
Hayes	1	10	0	0/0	0/0	0	66
Garrison	3	2	0	0/0	0/0	0	30
Renzel	0	5	0	0/0	0/0	0	30
Thomas	5	0	0	0/0	0/0	0	30
Hill	4	0	0	0/0	0/0	0	24
Reeves	2	0	0	0/0	0/0	0	12
Rucker	0	1	0	0/0	0/0	0	6
Washington	0	0	1a	0/0	0/0	0	6
Welch	1	0	0	0/0	0/0	0	6
Cowboys	16	18	1	18/27	35/35	0	299
Opponents	10	10	4*	17/26	24/24	1	221

a 100 kickoff return vs. Washington (11/22)

* Sharrockman 34 block punt return vs. Minnesota (10/18)
Sharrockman 34 int. return vs. Minnesota (10/18)
Roland 74 punt return vs. St. Louis (11/16)
Peacock 41 fumble return vs. Houston (12/20)
+ Reynolds tackle in end zone vs. Cleveland (12/12)

USUAL STARTERS

WR	Bob Hayes (9)	LE	Larry Cole (10)
	Dennis Homan (5)		Pat Toomay (3)
LT	Tony Liscio (8)	LT	Jethro Pugh (8)
	Ralph Neely (6)	RT	Bob Lilly
LG	John Niland	RE	George Andrie
C	Dave Manders	LLB	Dave Edwards
RG	Blaine Nye (10)	MLB	Lee Roy Jordan
	Ralph Neely (4)	RLB	Chuck Howley
RT	Rayfield Wright	LCB	Herb Adderley
TE	Pettis Norman	RCB	Mel Renfro
WR	Lance Rentzel	SS	Cornell Green
QB	Craig Morton (11)	FS	Charlie Waters (6)
	Roger Staubach (3)		Cliff Harris (5)
RB	Calvin Hill (9)		Richmond Flowers (3)
	Duane Thomas (4)	P	Ron Widby
FB	Walt Garrison (10)	K	Mike Clark
	Duane Thomas (4)		

Pro Bowlers in Bold

PASSING	ATT	COMP	YDS	PCT	AVG	TD	T	INT	PCT	LG	SKS/YDS	RATING
Morton	207	102	1,819	49.3	8.8	15	7.2	7	3.4	89	20/166	89.8
Staubach	82	44	542	53.7	6.6	2	2.4	8	9.3	43	19/130	42.9
Reeves	3	1	14	33.3	4.7	0	0.0	1	33.3	14	0/0	9.7
Hill	4	1	12	25.0	3.0	0	0.0	0	0.0	12	0/0	39.6
Renzel	1	1	58	100.0	58.0	1	100.0	0	0.0	58	0/0	158.3
Cowboys	297	149	2,445	50.2	8.2	18	6.3	16	7.1	89	39/296	75.9
Opponents	399	193	2,226	48.4	5.6	10	5.0	24	5.2	78	41/313	48.9

1971 ★ DALLAS COWBOYS STATISTICS ★ 1971

FIRST PLACE, NFC EAST
HEAD COACH: TOM LANDRY

PRESEASON (6-0)					
Date	W/L	Score	Opponent	Att.	
8/6	W	45-21	@ L.A. Rams	87,187	
8/14	W	36-21	NEW ORLEANS	73,560	
8/20	W	16-15	CLEVELAND	69,099	
8/26	W	28-20	@ Houston	49,078	
9/3	W	27-14	@ Baltimore	22,291	
9/11	W	24-17	KANSAS CITY	74,035	

REGULAR SEASON (11-3)				
9/19	W	49-37	@ Buffalo	46,206
9/26	W	42-7	@ Philadelphia	65,358
10/3	L	16-20	WASHINGTON	72,000
10/11	W	20-13	N.Y. GIANTS	68,378
10/17	L	14-24	@ New Orleans	83,088
10/24	W	44-21	NEW ENGLAND	65,708
10/31	L	19-23	@ Chicago	55,049
11/7	W	16-17	@ St. Louis	50,486
11/14	W	20-7	PHILADELPHIA	60,178
11/21	W	13-0	@ Washington	53,014
11/25	W	28-21	L.A. RAMS	66,595
12/4	W	52-10	N.Y. JETS	66,689
12/12	W	42-14	@ N.Y. Giants	62,815
12/18	W	31-12	ST. LOUIS	66,672

12/25 W 20-12 @ Minnesota 49,100

1971 NFC CHAMPIONSHIP GAME
1/2/72 W 14-3 SAN FRANCISCO 66,311

SUPER BOWL VI			
(NEW ORLEANS)			
1/16/72 W	24-3	Miami	81,035

TEAM STATISTICS	DALLAS	OPP
FIRST DOWNS.....	288	20
Rushing.....	135	59
Passing.....	144	125
Penalty.....	9	16
Third Down-Made/Att.....	87/183	68/182
Third Down Efficiency.....	47.5	37.4
Fourth Down-Made/Att.....	2/3	3/16
TOTAL NET YARDS.....	5,035	3,468

Avg. Per Game	359.6	247.7
Total Plays	905	817
Avg. Per Play	5.6	4.2
NET YARDS RUSHING	2,249	1,144
Avg. Per Game	160.6	81
Total Rushes	512	353
Avg. Per Rush	4.4	3.2
NET YARDS PASSING	2,786	2,324
Sacked/Yards Lost	32/251	43/336
Gross Yards	3,037	2,660
Attempts/Completions	361/206	421/209
Pct. of Completions	57.1	49.6
Had Intercepted	14	26
PUNTS/AVERAGE	56/41.6	65/41.5
Net Punting Average	35.0	36.1
PUNT RET./AVG	31/8.0	26/8.9
KICKOFF RET./AVG	50/27.5	70/24.0
INT./AVG. RET.	26/15.5	14/21.7
PENALTIES/YARDS	94/952	61/647
FUMBLES/BALL LOST	30/21	40/25
TOUCHDOWNS	50	25
Rushing	25	8
Passing	22	15
Returns	3	2
EXTRA POINTS/ATTEMPTS	50/50	24/25
FIELD GOAL ATTEMPTS	18/33	16/23

PASSING	ATT	COMP	YDS	PCT	AVG
					ATT
Stauch	211	126	1,882	59.7	8.9
Morton	143	78	1,131	54.5	7.9
Reeves	5	2	24	40.0	4.8
D. Thomas	1	0	0	0.0	0.0
Hill	1	0	0	0.0	0.0
Cowboys	361	206	3,037	57.1	8.4
Opponents	421	209	2,660	49.6	6.3

RUSHING	ATT	YDS	AVG	LG	TD
D. Thomas	175	793	4.5	56l	11
Hill	106	468	4.4	17	8
Garrison	127	429	3.4	34	1
Staubach	41	343	8.4	31	2
Reeves	17	79	4.6	22	0
Williams	21	67	3.2	16	1
Welch	14	51	3.6	14	1
Hayes	3	18	6.0	11	0
Morton	4	9	2.3	4	1
Ditka	2	2	1.0	11	0
Alworth	2	-10	-5.0	-4	0
Cowboys	512	2,249	4.4	56l	25
Opponents	353	1,144	3.2	57l	8

RECEIVING	NO	YDS	AVG	LG	TD
Garrison	40	396	9.9	36	1
Hayes	35	840	24.0	85t	8
Alworth	34	487	14.3	26	2
Ditka	30	360	12.0	29	1
Hill	19	244	12.8	27	3
Truax	15	232	15.5	25	1
D. Thomas	13	153	11.8	34t	2
Richardson	8	170	21.3	45t	3
Adkins	4	53	13.3	23	0
Williams	3	59	19.7	35	0
Reeves	3	25	8.3	11	0
Rucker	1	19	19.0	19t	1
Welch	1	-1	-1.0	-1	0

Cowboys	206	3,037	14.7	851	22
Opponents	209	2,660	12.7	751	15
INTERCEPTIONS	NO	YDS	AVG	LG	TD
Adderley	6	182	30.3	46	0
Howley	5	122	24.4	53	0
Renfro	4	11	2.8	7	0
Waters	2	37	18.5	30	0
Jordan	2	34	17.0	23	0
Green	2	16	8.0	12	0
Edwards	2	0	0.0	0	0
Harris	2	0	0.0	0	0
Lewis	1	0	0.0	0	0
Cowboys	26	402	15.5	53	0
Opponents	14	304	21.7	60	1

USUAL STARTERS

WR	Bob Hayes	LE	Larry Cole
LT	Ralph Neeley (7)	LT	Jethro Pugh
	Tony Liscio (5)	RT	Bob Lilly
LG	John Niland	RE	George Andrews
C	Dave Manders	LLB	Dave Edwards
RG	Blaine Nye	MLB	Lee Roy Jordan
RT	Rayfield Wright	MLB	Chuck Howard
TE	Billy Truax (10)	LCB	Herb Adendorp
	Mike Ditka (4)	RCB	Mel Renfro
WR	Lance Alworth (11)	SS	Cornell Green
	Glosser Richardson (3)	FS	Cliff Harris (1)
QB	Roger Staubach (3)		Charlie Waters (3)
	Craig Morton (4)		
RB	Duane Thomas (9)	P	Ron Wiatry
	Calvin Hill (5)	K	Mike Clark (11)
FB	Will Garrison		Tony Fritsch (3)

Pro Bowlers in Bold

PUNTING	NO	YDS	AVG	TB	IN20	LG	BL	NET
Widby	56	2,329	41.6	7	17	59	1	35.0
Cowboys	56	2,329	41.6	7	17	59	1	35.0
Opp.	65	2,697	41.5	5	17	58	1	36.1

PUNT RETURNS	NO	FC	YDS	AVG	LG	TD
Harris	17	8	129	7.6	35	0
Waters	9	5	109	12.1	42	0
Adkins	4	0	5	1.3	10	0
Hayes	1	0	5	0.2	5	0
Renfro	0	1	0	0.0	0	0

Cowboys	31	14	248	8.0	42	0
Opponents	26	15	231	8.9	43	0

KICKOFF RETURNS	NO	YDS	AVG	LG	TD
Harris	29	823	28.4	77	0
Thomas	7	295	42.1	101t	2
Welch	4	105	26.3	39	0
Ditka	3	30	10.0	20	0
D. Thomas	2	64	32.0	33	0
Waters	1	18	18.0	18	0
Lewis	1	15	15.0	15	0
Hayes	1	14	14.0	14	0
Williams	1	12	12.0	12	0
Green	1	0	0.0	0	0

Cowboys	50	1,376	27.5	101st	2
Opponents	70	1,681	24.0	52	0

SCORE BY QUARTERS	1	2	3	4	OT	T
Cowboys	96	139	72	99	0	406
Opponents	62	59	32	69	0	222

FIELD GOALS	7-19	20-29	30-39	40-49	50+
M. Clark	5-5	4-6	0-1	4-12	0-1
Fritsch	1-1	3-3	0-1	1-3	0-0
Cowboys	6-6	7-9	0-2	5-15	0-1
Opponents	0-0	4-6	9-11	3-6	0-0

Clark: (,),(48M,42M),(48M,22,9,27),(42,41,41M)
(50M),(16,17,45M,12),(21M,42M,29M,10)
(,),(43M,26,31M,48),(,),(47M,45),(,),(24)
Fritsch: (,),(,),(,),(,),(,),(,),(27,42M,14,26).

Opponents: (40,49M),(25,32),(35,20),(36),(44,38,35),(41,47M,36),(22M),(31M),(35),(35M),(23M,33,29,23,35,45M)

SCORING	TDR	TDP	TDR1	FG	PAT	S	TR
M. Clark	0	0	0	13/25	47/47	0	86
D. Thomas	11	2	0	0/0	0/0	0	78
Hill	8	3	0	0/0	0/0	0	68
Hayes	0	8	0	0/0	0/0	0	46
Richardson	0	3	0	0/0	0/0	0	18
Fritsch	0	0	0	5/8	2/2	0	17
Alworth	0	2	0	0/0	0/0	0	12
Garrison	1	1	0	0/0	0/0	0	12
Stauch	2	0	0	0/0	0/0	0	12
I. Thomas	0	0	2a	0/0	0/0	0	12
Welch	1	0	0	0/0	0/0	1+	8
Ditka	0	1	0	0/0	0/0	0	6
Lilly	0	0	1b	0/0	0/0	0	6
Morton	1	0	0	0/0	0/0	0	6
Rucker	0	1	0	0/0	0/0	0	6
Truax	0	1	0	0/0	0/0	0	6
Williams	1	0	0	0/0	0/0	0	6
Reeves	0	0	0	0/0	1/1+	0	1
Cowboys	25	22	3	18/33	50/50	1	400
Opponents	8	15	2*	16/23	24/24	0	226

a 89 kickoff return vs. Los Angeles (11/25)

b. 7 fumble return vs. Philadelphia (9/26)

- + tackled Green in end zone vs. Chicago (10/31)
- # runs left end on bad snap vs. St. Louis (11/7)

* Nelson 101 EG return vs. Philadelphia (9/2)

Athas 37 interception return vs. N.Y. Giants (12/12)

1973 ★ DALLAS COWBOYS STATISTICS ★ 1973

FIRST PLACE, NFC EAST HEAD COACH: TOM LANDRY				
PRESEASON (4-2)				
Date	W/L	Score	Opponent	Att.
8/3	W	24-7	@ L.A. Rams	75,461
8/11	L	26-27	@ Oakland	53,723
8/18	W	24-14	NEW ORLEANS	61,022
8/23	L	24-27	@ Houston	46,942
9/1	W	27-16	KANSAS CITY	57,468
9/6	W	26-23	MIAMI	61,378
REGULAR SEASON (10-4)				
9/16	W	20-17	@ Chicago	55,701
9/24	W	40-3	NEW ORLEANS	53,972
9/30	W	45-10	ST. LOUIS	64,815
10/8	L	7-14	@ Washington	54,314
10/14	L	31-37	@ L.A. Rams	81,428
10/21	W	45-28	N.Y. GIANTS	64,898
10/28	L	16-30	@ Philadelphia	65,954
11/4	W	38-10	CINCINNATI	58,802
11/11	W	23-10	@ N.Y. Giants	70,128
11/18	W	31-10	PHILADELPHIA	61,985
11/22	L	7-14	MIAMI	64,100
12/2	W	22-10	@ Denver	51,706
12/9	W	27-7	WASHINGTON	64,458
12/16	W	30-3	@ St. Louis	43,946
1973 DIVISIONAL PLAYOFF				
12/23	W	27-16	L.A. RAMS	64,291
1973 NFC CHAMPIONSHIP GAME				
12/30	L	10-27	MINNESOTA	64,524

TEAM STATISTICS			DALLAS	OPP
FIRST DOWNS.....				
Rushing.....	139	83		
Passing.....	127	106		
Penalty.....	15	19		
Third Down-Field/Att.....	77/203	67/201		
Third Down-Efficiency.....	37.9	33.3		
Fourth Down-Field/Att.....	9/13	4/9		
TOTAL NET YARDS.....	4,751	3,466		
Avg. Per Game.....	339.4	247.6		
Total Plays.....	906	827		
Avg. Per Play.....	5.2	4.2		
NET YARDS RUSHING.....	2,418	1,471		
Avg. Per Game.....	172	105.1		
Total Rushes.....	542	435		
Avg. Per Rush.....	4.5	3.4		
NET YARDS PASSING.....	2,333	1,995		
Sacked/Yards Lost.....	43/269	40/306		
Gross Yards.....	2,602	2,301		
Attempts/Completions.....	321/192	352/187		
Pct. of Completions.....	59.8	53.1		
Had Intercepted.....	16	18		
PUNTS/AVERAGE.....	59/41.5	70/39.4		
Net Punting Average.....	37.9	34.9		
PUNT RET./AVG.....	28/6.2	29/5.2		
KICKOFF RET./AVG.....	32/22.4	53/24.9		
INT./AVG. RET.....	18/16.7	16/9.4		
PENALTIES/YARDS.....	83/762	52/516		
FUMBLES/BALL LOST.....	25/12	44/23		
TOUCHDOWNS.....	46	23		
Rushing.....	17	5		
Passing.....	26	15		
Returns.....	3	3		
EXTRA POINTS/ATTEMPTS.....	45/46	23/23		
FIELD GOALS/ATTEMPTS.....	19/30	14/30		

RUSHING		ATT	YDS	AVG	LG	TD			
Hill	273	1,142	4.2	21	6				
Garrison	105	440	4.2	33	6				
Newhouse	84	436	5.2	54	1				
Staubach	46	250	5.4	18	3				
Strayhorn	11	62	5.6	24	1				
Fugett	1	34	34.0	34	0				
Stowe	3	28	9.3	14	0				
Robinson	2	17	8.5	11	0				
Pinder	12	15	1.3	5	0				
DuPree	2	2	1.0	6	0				
Richards	1	2	2.0	2	0				
Morton	1	0	0.0	0	0				
Montgomery	1	-10	-10.0	-10	0				
Cowboys	542	2,418	4.5	54	17				
Opponents	435	1,471	3.4	25	5				
RECEIVING		NO	YDS	AVG	LG	TD			
Hill	32	290	9.1	29	0				
DuPree	29	392	13.5	40	5				
Garrison	26	273	10.5	53	2				
Stowe	23	389	16.9	45	6				
Pearson	22	388	17.6	40	2				
Hayes	22	360	16.4	47	3				
Montgomery	14	164	11.7	32	3				
Fugett	9	168	18.7	48	3				
Newhouse	9	87	9.7	38	1				
Richards	6	91	15.2	53	1				
Cowboys	192	2,602	13.6	53	26				
Opponents	187	2,301	12.3	80	15				
INTERCEPTIONS		NO	YDS	AVG	LG	TD			
Jordan	6	78	13.0	31	1				
Walters	5	112	22.4	44	0				
Renfro	2	65	32.5	35	1				
Harris	2	9	4.5	5	0				
Toomay	1	35	35.0	35	0				
B. Barnes	1	1	1.0	1	0				
Washington	1	0	0.0	0	0				
Cowboys	18	300	16.7	44	2				
Opponents	16	151	9.4	29	1				
PUNTING		NO	YDS	AVG	TB	INT	LG	BL	NET
Batemam	55	2,290	41.6	3	4	62	2	36.2	
Montgomery	4	158	39.5	0	0	48	0	38.3	
Cowboys	59	2,448	41.5	3	4	62	2	37.9	
Opp.	70	2,756	39.4	7	12	78	2	34.9	
PUNT RETURNS		NO	FC	YDS	AVG	LG	TD		
Richards	21	18	139	6.6	46	0			
Harris	3	3	20	6.7	12	0			
Pearson	2	0	13	6.5	13	0			
Montgomery	2	0	2	1.0	3	0			
Cowboys	28	21	174	6.2	46	0			
Opponents	29	7	152	5.2	59	1			
KICKOFF RETURNS		NO	YDS	AVG	LG	TD			
Pearson	7	155	22.1	26	0				
Montgomery	6	175	29.2	63	0				
Harris	6	148	24.7	33	0				
Robinson	4	86	21.5	28	0				
Newhouse	3	62	20.7	26	0				
Richards	3	44	14.7	20	0				
Strayhorn	2	44	22.0	25	0				
Walton	1	11	11.0	11	0				
Washington	1	0	0.0	0	0				
Cowboys	33	725	22.0	63	0				
Opponents	53	1,310	24.9	53	0				

SCORE BY QUARTERS		1	2	3	4	OT	T
Cowboys	73	108	79	122	0	0	382
Opponents	47	64	33	59	0	0	203
FIELD GOALS		7-19	20-29	30-39	40-49	50+	
Fritsch	10-10	6-7	2-6	0-3	0-2		
Clark	0-0	0-1	1-1	0-0	0-0		
Cowboys	10-10	6-8	3-7	0-3	0-2		
Opponents	4-5	3-7	6-10	1-6	0-2		
Fritsch: (25,36B,11),(27),(24),(39B,38B),(8),(18), (1),(34,34M),(13,37,17),(23),(49M,42M), (55M,53M,21,18),(30M,9,27), (18,13,26M,17)							
Clark: (0,0,0,0,0,0),(33,23B),(0,0,0,0,0,0,0,0)							
Opponents: (33),(9,38M,17B),(16,52M), (53B,44,30),(49M,27,37,35),(1), (7,21M,37B,35,32),(29),(43),(17,48M), (41B),(29),(23M,28M,37M),(33,49M)							
SCORING	TDR	TD	FG	PAT	S	TP	
Fritsch	0	0	0	18/28	43/43	0	97
Garrison	6	2	0	0/0	0/0	0	48
Hill	6	0	0	0/0	0/0	0	36
Stowe	0	6	0	0/0	0/0	0	36
DuPree	0	5	0	0/0	0/0	0	30
Hayes	0	3	0	0/0	0/0	0	18
Staubach	3	0	0	0/0	0/0	0	18
Fugett	0	3	0	0/0	0/0	0	18
Montgomery	0	3	0	0/0	0/0	0	18
Newhouse	1	1	0	0/0	0/0	0	12
Pearson	0	2	0	0/0	0/0	0	12
Lewis	0	0	1a	0/0	0/0	0	6
Jordan	0	0	1b	0/0	0/0	0	6
Richards	0	1	0	0/0	0/0	0	6
Strayhorn	1	0	0	0/0	0/0	0	6
Renfro	0	0	1c	0/0	0/0	0	6
Clark	0	0	0	1/2	1/2	0	4
Batemam	0	0	0	0/0	1/1+	0	1
Cowboys	17	26	3	19/30	45/46	2	382
Opponents	5	15	3*	14/30	23/23	2	203
a block punt recovery in end zone vs. N.Y. Giants (10/21)							
b 31 interception return vs. Cincinnati (11/4)							
c 30 interception return vs. L.A. Rams (10/14)							
+ Barnes tackle in end zone vs. New Orleans (9/24)							
Barnes tackle in end zone vs. Denver (12/2)							
* Hill 59 punt return vs. Chicago (9/16)							
Owens 26 int. return vs. Washington (10/8)							
Stone 2 block punt return vs. Washington (12/9)							

- a block punt recovery in end zone vs. N.Y. Giants (10/21)
 b 31 interception return vs. Cincinnati (11/4)
 c 30 interception return vs. L.A. Rams (10/14)
 + Barnes tackle in end zone vs. New Orleans (9/24)
 * Barnes tackle in end zone vs. Denver (12/2)

- * Hill 59 punt return vs. Chicago (9/16)
 Owens 26 int. return vs. Washington (10/8)
 Stone 2 block punt return vs. Washington (12/9)

USUAL STARTERS

WR	Bob Hayes	LE	Larry Cole
LT	Ralph Neely	LT	Jeffrey Pugh
LG	John Niland	RT	Bob Lilly
C	John Fitzgerald	RE	Pat Toomay
RG	Blaine Nye	LLB	Dave Edwards
RT	Rayfield Wright	MLB	Lee Roy Jordan
TE	Billy Joe DuPree	RLB	D.D. Lewis
WR	Otto Stowe (7)	LCB	Charlie Walters
RB	Drew Pearson (6)	RCB	Mel Renfro
QB	Roger Staubach	SS	Cornell Green
RB	Calvin Hill	FS	Cliff Harris
FB	Walt Garrison (8)	P	Marv Bateman
	Robert Newhouse (6)		

K Tony Fritsch Pro Bowlers in Bold

PASSING	ATT	COMP	YDS	PCT	AVG	TD	PCT	INT	PCT	LG	SKS/YDS	RATING
Staubach	286	179	2,428	62.6	8.5	23	8.0	15	5.2	53	43/269	94.6
Morton	32	13	174	40.6	5.4	3	9.4	1	3.1	53	0/0	77.0
Montgomery	1	0	0	0.0	0.0	0	0.0	0	0.0	0	0/0	0.0
Hill	1	0	0	0.0	0.0	0	0.0	0	0.0	0	0/0	0.0
Garrison	1	0	0	0.0	0.0	0	0.0	0	0.0	0	0/0	0.0
Cowboys	321	192	2,602	59.8	8.1	26	8.1	16	4.9	53	43/269	92.3
Opponents	352	187	2,301	53.1	6.5	15	4.2	18	5.1	80	40/306	66.3

1975 ★ DALLAS COWBOYS STATISTICS ★ 1975

SECOND PLACE, NFC EAST HEAD COACH: TOM LANDRY

PRESEASON (2-4)

Date	W/L	Score	Opponent	Att.
8/9	L	7-35	@ L.A. Rams	62,843
8/18	L	20-26	@ Kansas City	35,630
8/23	L	13-16	MINNESOTA	45,395
8/30	W	17-14	@ Houston	46,951
9/5	L	20-31	OAKLAND	39,562
9/13	W	17-16	PITTSBURGH	43,186

REGULAR SEASON (10-4)

9/21	W	18-7	L.A. RAMS	49,091
9/28	W	37-31	ST. LOUIS (OT)	52,417
10/6	W	36-10	@ Detroit	79,784
10/12	W	13-7	@ N.Y. Giants	56,511
10/19	L	17-19	GREEN BAY	64,934
10/26	W	20-17	@ Philadelphia	64,889
11/2	L	24-30	@ Wash. (OT)	55,004
11/10	L	31-34	KANSAS CITY	63,539
11/16	W	34-31	@ New England	60,905
11/23	W	27-17	PHILADELPHIA	57,893
11/30	W	14-3	N.Y. GIANTS	53,329
12/7	L	17-31	@ St. Louis	49,701
12/13	W	31-10	WASHINGTON	61,091
12/21	W	31-21	@ N.Y. Jets	37,279

1975 DIVISIONAL PLAYOFF

12/28	W	17-14	@ Minnesota	48,341
-------	---	-------	-------------	--------

1975 NFC CHAMPIONSHIP GAME

1/4/76	W	37-7	@ L.A. Rams	84,483
--------	---	------	-------------	--------

SUPER BOWL X (MIAMI)

1/18/76	L	17-21	Pittsburgh	80,187
---------	---	-------	------------	--------

TEAM STATISTICS

	DALLAS	OPP
FIRST DOWNS.....	288.....	234
Rushing.....	132.....	100
Passing.....	142.....	113
Penalty.....	14.....	21
Third Down-Made/Att.....	97/218.....	84/211
Third Down Efficiency.....	44.4.....	39.8
Fourth Down-Made/Att.....	4/10.....	6/11
TOTAL NET YARDS.....	5,025.....	3,739
Avg. Per Game.....	358.9.....	267.1
Total Plays.....	986.....	888
Avg. Per Play.....	5.1.....	4.2
NET YARDS RUSHING.....	2,432.....	1,699
Avg. Per Game.....	173.1.....	121.4
Total Rushes.....	571.....	474
Avg. Per Rush.....	4.3.....	3.6
NET YARDS PASSING.....	2,593.....	2,040
Sacked/Yards Lost.....	39/242.....	41/288
Gross Yards.....	2,835.....	2,328
Attempts/Completions.....	376/207.....	373/162
Pct. of Completions.....	55.1.....	43.4
Had Intercepted.....	17.....	25
PUNTS/AVERAGE.....	68/39.4.....	82/39.9
Net Punting Average.....	33.2.....	34.1
PUNT RET./AVG.....	32/9.8.....	37/7.1
KICKOFF RET./AVG.....	54/21.4.....	66/23.9
INT./AVG. RET.....	25/13.8.....	17/11.9
PENALTIES/YARDS.....	49/715.....	63/639
FUMBLES/BALL LOST.....	25/18.....	43/19
TOUCHDOWNS.....	41.....	33
Rushing.....	17.....	13
Passing.....	19.....	19
Returns.....	5.....	1
EXTRA POINTS/ATTEMPTS.....	38/40.....	31/32
FIELD GOALS/ATTEMPTS.....	22/35.....	13/18

RUSHING

Newhouse	209	930	4.4	29	2
P. Pearson	133	509	3.8	32	2
Dennison	111	383	3.5	27	7
Staubach	55	316	5.7	17	4
Young	50	225	4.5	29	2
Richards	3	18	6.0	11	0
Hoopes	1	13	13.0	13	0
Longley	3	12	4.0	7	0
D. Pearson	1	11	11.0	11	0
Laidlaw	3	10	3.3	10	0
DuPree	1	3	3.0	3	0
Fugett	1	2	2.0	2	0

Cowboys	571	2,432	4.3	32	17
Opponents	474	1,699	3.6	39	13

RECEIVING

D. Pearson	46	822	17.9	46t	8
Fugett	38	488	12.8	54t	3
Newhouse	34	275	8.1	23	0
P. Pearson	27	351	13.0	49	2
Richards	21	451	21.5	62	4
Young	18	184	10.2	42t	1
Laidlaw	11	100	9.1	25	0
DuPree	9	138	15.3	28	1
Dennison	2	5	2.5	4	0
Breunig	1	21	21.0	21	0

Cowboys	267	2,835	13.3	62	19
Opponents	162	2,318	14.3	80t	19

INTERCEPTIONS

Jordan	6	80	13.3	38	0
Renfro	4	70	17.5	22	0
Washington	4	26	6.5	23	0
Harris	3	58	19.3	27t	1
Waters	3	55	18.3	35	1
Hughes	2	33	16.5	33t	1
Peterson	1	19	19.0	19	0
Gregory	1	3	3.0	3	0
Jones	1	2	2.0	2	0

Cowboys	25	346	13.8	38	3
Opponents	17	203	11.9	31	1

PUNTING

Hoopes	68	2,676	39.4	8	15	55	1	33.2
Cowboys	68	2,676	39.4	8	15	55	1	33.2
Opp.	62	3,247	39.6	7	20	64	1	34.1

PUNT RETURNS

Richards	28	13	288	10.3	43t	1
Woosley	4	2	25	6.3	15t	0
Cowboys	32	15	313	9.8	43t	1
Opponents	37	8	261	7.1	34t	0

KICKOFF RETURNS

P. Pearson	16	391	24.4	42	0
Dennison	13	262	20.2	27	0
Woosley	12	247	20.6	29	0
Henderson	4	130	32.5	97t	1
Young	3	54	18.0	29	0
P. Howard	2	51	25.5	31	0
Breunig	2	13	6.5	7	0
Peterson	1	10	10.0	10	0
Waters	1	0	0.0	0	0

Cowboys	54	1,158	21.4	97t	1
Opponents	66	1,578	23.9	73	0

SCORE BY QUARTERS

	1	2	3	4	OT	T
Cowboys	36	115	88	105	6	350
Opponents	57	68	51	86	6	268

FIELD GOALS

	11-19	20-29	30-39	40-49	50+
Fritsch	2-2	13-14	4-9	3-9	0-1
Cowboys	2-2	13-14	4-9	3-9	0-1
Opponents	0-0	8-10	1-1	3-5	1-2

Fritsch: (32M,25,28M,39,19,31),(40,45,39M), (21,20,39),(24,22,32M),(50M,24), (20,49M,41M,42),(33,43M,38M), (42B,21),(43,26), (26,45M,20),(37M), (23),(19),(22)
Opponents: (), (28),(21),(0),(24,29),(28), (43,29M,45M),(51,44,54B),(29), (49M,23,22B), (35),(27),(48),(1)

SCORING

	TD	TOP	TDRI	FG	PAT	S	TP
Fritsch	0	0	0	22/35	38/40	0	104
D. Pearson	0	8	0	0/0	0/0	0	48
Dennison	7	0	0	0/0	0/0	0	42
Richards	0	4	1a	0/0	0/0	0	30
P. Pearson	2	2	0	0/0	0/0	0	24
Staubach	4	0	0	0/0	0/0	0	24
Fugett	0	3	0	0/0	0/0	0	18
Young	2	1	0	0/0	0/0	0	12
Newhouse	2	0	0	0/0	0/0	0	18
DuPree	0	1	0	0/0	0/0	0	6
Harris	0	0	1b	0/0	0/0	0	6
Henderson	0	0	1c	0/0	0/0	0	6
Hughes	0	0	1d	0/0	0/0	0	6
Waters	0	0	1e	0/0	0/0	0	6
Cowboys	17	19	5	22/35	38/40	0	350
Opponents	13	19	1*	13/18	31/32	0	268

- a 43 punt return vs. Philadelphia (10/26)
- b 27 int. return vs. Washington (11/2)
- c 97 ki. return vs. St. Louis (9/28)
- d 33 int. return vs. N.Y. Jets (12/21)
- e 20 int. return vs. Washington (12/13)

* Matuszak 0 fum. recovery vs. Kansas City (11/10)

USUAL STARTERS

WR	Golden Richards	LE	Ed Jones
LT	Ralph Neely	LT	Jethro Pugh
LG	Burton Lawless (10)	RT	Larry Cole (8)
	Herb Scott (4)		Bill Gregory (6)
C	John Fitzgerald	RE	Harvey Martin
RG	Blaine Nye	LLB	Dave Edwards
RT	Rayfield Wright	MLB	Lee Roy Jordan
TE	Jean Fugett (9)	RLB	D.D. Lewis
	Billy Joe DuPree (5)	LCB	Mark Washington
WR	Drew Pearson	RCB	Mel Renfro
QB	Roger Staubach	SS	Charlie Waters
RB	Preston Pearson (10)	FS	Cliff Harris
	Doug Dennison (3)		
FB	Robert Newhouse	P	Mitch Hoopes

K Tony Fritsch Pro Bowlers in Bold

PASSING	ATT	COMP	YDS	PCT	AVG	TD	PCT	INT	PCT	LG	SKS/YDS	RATING
Staubach	348	198	2,666	56.9	7.7	17	4.9	16	4.6	62	36/213	78.6
Longley	23	7	102	30.4	4.4	1	4.3	1	4.5	23	3/29	42.8
Newhouse	2	1	46	50.0	23.0	1	50.0	0	46t	0/0	0/0	95.3
Hoopes	3	1	21	33.3	7.0	0	0.0	0	0.0	21	0/0	59.0
Cowboys	376	207	2,835	55.1	7.5	19	5.1	17	4.5	62	39/242	77.7
Opponents	373	162	2,328	43.4	6.2	19	5.1	25	6.7	80t	41/288	53.4

1976 ★ DALLAS COWBOYS STATISTICS ★ 1976

FIRST PLACE, NFC EAST HEAD COACH: TOM LANDRY				
PRESEASON (3-3)				
Date	W/L	Score	Opponent	Att.
7/31	L	14-17	@ Oakland	52,391
8/7	L	14-26	@ L.A. Rams	60,158
8/14	L	9-13	DENVER	54,567
8/21	W	36-16	Detroit @ Memphis	30,340
8/28	W	20-10	PITTSBURGH	64,264
9/4	W	26-20	HOUSTON (OT)	58,844
REGULAR SEASON (11-3)				
9/12	W	27-7	PHILADELPHIA	54,052
9/19	W	24-6	@ New Orleans	61,413
9/26	W	30-27	BALTIMORE	64,237
10/3	W	28-13	@ Seattle	62,027
10/10	W	24-14	@ N. Y. Giants	76,042
10/17	L	17-21	@ St. Louis	50,317
10/24	W	31-21	CHICAGO	61,346
10/31	W	20-7	@ Washington	55,004
11/7	W	9-3	N.Y. GIANTS	58,870
11/15	W	17-10	BUFFALO	51,779
11/21	L	10-17	@ Atlanta	54,992
11/25	W	19-14	ST. LOUIS	62,498
12/5	W	26-7	@ Philadelphia	55,072
12/12	L	14-27	WASHINGTON	59,916
1976 DIVISIONAL PLAYOFF				
12/19	L	12-14	L.A. RAMS	62,436

RUSHING	ATT	YDS	AVG	LG	TD
Dennison	153	542	3.5	14	6
Newhouse	116	450	3.9	24	3
Laidlaw	94	424	4.5	28	3
P. Pearson	68	233	3.4	21	1
Young	48	208	4.3	24	0
Staubach	43	184	4.3	18	3
DuPree	7	50	7.1	13	0
D. Pearson	2	20	10.0	11	0
Saldi	1	19	19.0	19	0
D. White	6	17	2.8	14	0
Cowboys	538	2,147	4.0	28	16
Opponents	484	1,821	3.8	35	12
RECEIVING	NO	YDS	AVG	LG	TD
D. Pearson	58	806	13.9	40	6
DuPree	42	680	16.2	38	2
Laidlaw	38	325	8.6	26	1
P. Pearson	23	316	13.7	30	2
Richards	19	414	21.8	56	3
Newhouse	15	86	5.7	16	0
Young	11	134	12.2	25	1
Dennison	8	67	8.4	33	0
Johnson	5	84	16.8	43	2
Barnes	1	43	43.0	43	0
Reece	1	6	6.0	6	0
Saldi	1	6	6.0	6	0
Cowboys	222	2,967	13.4	56	17
Opponents	187	2,236	12.0	54	12

SCORE BY QUARTERS						
	1	2	3	4	OT	T
Cowboys	49	117	65	65	0	296
Opponents	17	58	34	85	0	194
FIELD GOALS						
	11-19	20-29	30-39	40-49	50+	
Herrera	1-1	8-8	6-8	3-5	0-1	
Cowboys	1-1	8-8	6-8	3-5	0-1	
Opponents	1-1	5-5	1-2	0-3	0-1	
Herrera: (37,46),(25),(37,18,32),(50B,39M), (24,44M),(35),(22),(37,21),(22,30,20), (31M,43),(23),(41M,42),(21),() Opponents: (45M),(55M),(44M,30,24),(),(24B),() (),(),(19),(44M,22),(21),(),(),(25,27)						
SCORING						
	TDR	TD	TDP	FG	PAT	\$ TP
Herrera	0	0	0	18/23	34/34	0 88
D. Pearson	0	6	1a	0/0	0/0	0 42
Dennison	6	0	0	0/0	0/0	0 36
Laidlaw	3	1	1	0/0	0/0	0 24
Newhouse	3	0	0	0/0	0/0	0 18
P. Pearson	1	2	0	0/0	0/0	0 18
Richards	0	3	0	0/0	0/0	0 18
Staubach	3	0	0	0/0	0/0	0 18
DuPree	0	2	0	0/0	0/0	0 12
Johnson	0	2	0	0/0	0/0	0 12
Young	0	1	0	0/0	0/0	0 6
Henderson	0	0	0	0/0	0/0	1+ 2
Kyle	0	0	0	0/0	0/0	1\$ 2
Cowboys	16	17	1	18/23	34/34	2 296
Opponents	12	12	1*	7/12	23/25	0 194

a 0 fumble return vs. New Orleans (9/19)
+ block punt out of end zone vs. St. Louis (11/25)
\$ block punt out of end zone vs. Philadelphia (12/5)

* Hartenstine 12 int. return vs. Chicago (10/24)

TEAM STATISTICS	DALLAS	OPP
FIRST DOWNS.....	269.....	246
Rushing.....	111.....	113
Passing.....	140.....	111
Penalty.....	18.....	22
Third Down-Made/Att.....	98/220.....	81/213
Third Down Efficiency.....	44.5.....	38.0
Fourth Down-Made/Att.....	9/14.....	8/16
TOTAL NET YARDS.....	4,884.....	3,730
Avg. Per Game.....	348.9.....	266.4
Total Plays.....	958.....	919
Avg. Per Play.....	5.1.....	4.1
NET YARDS RUSHING.....	2,147.....	1,821
Avg. Per Game.....	153.4.....	130.1
Total Rushes.....	538.....	484
Avg. Per Rush.....	4.0.....	3.8
NET YARDS PASSING.....	2,737.....	1,909
Sacked/Yards Lost.....	30/230.....	44/327
Gross Yards.....	2,967.....	2,236
Attempts/Completions.....	390/222.....	391/187
Pct. of Completions.....	56.9.....	47.8
Had Intercepted.....	13.....	16
PUNTS/AVERAGE.....	72/38.0.....	92/40.0
Net Punting Average.....	31.2.....	31.7
PUNT RET./AVG.....	45/10.9.....	28/9.0
KICKOFF RET./AVG.....	42/24.5.....	62/20.6
INT./AVG. RET.....	16/8.3.....	13/11.9
PENALTIES/YARDS.....	94/761.....	71/643
FUMBLES/BALL LOST.....	26/16.....	32/12
TOUCHDOWNS.....	34.....	25
Rushing.....	16.....	12
Passing.....	17.....	12
Returns.....	1.....	1
EXTRA POINTS/ATTEMPTS.....	34/34.....	23/25
FIELD GOALS/ATTEMPTS.....	18/23.....	7/12

INTERCEPTIONS	NO	YDS	AVG	LG	TD			
Washington	4	49	12.3	22	0			
Harris	3	32	10.7	29	0			
Renfro	3	23	7.7	23	0			
Waters	3	6	2.0	5	0			
Barnes	1	23	23.0	23	0			
Hughes	1	0	0.0	0	0			
Martin	1	0	0.0	0	0			
Cowboys	16	133	8.3	29	0			
Opponents	13	155	11.9	37	1			
PUNTING	NO	YDS	AVG	TB	IN20	LG	BL	NET
D. White	70	2,690	38.4	12	53	54	0	31.4
Herrera	2	49	24.5	0	2	27	0	24.5
Cowboys	72	2,739	38.0	12	54	54	0	31.2
Opp.	92	3,681	40.0	14	58	58	2	31.7
PUNT RETURNS	NO	FC	YDS	AVG	LG	TD		
Johnson	45	11	489	10.9	55	0		
Waters	0	1	0	0.0	0	0		
Cowboys	45	12	489	10.9	55	0		
Opponents	28	9	252	9.0	59	0		
KICKOFF RETURNS	NO	YDS	AVG	LG	TD			
Johnson	28	693	24.8	74	0			
Jensen	13	313	24.1	35	0			
Saldi	1	9	9.0	9	0			
Henderson	0	12	12.0	12	0			
Cowboys	42	1,027	24.5	74	0			
Opponents	62	1,275	20.6	35	0			

USUAL STARTERS					
WR	Golden Richards (9)	LE	Ed Jones		
	Jay Saldi (3)	LT	Jethro Pugh		
LT	Ralph Neely	RT	Larry Cole (8)		
LG	Herb Scott (10)		Bill Gregory (6)		
	Burton Lawless (4)	RE	Harvey Martin		
C	John Fitzgerald	LLB	Bob Brauning		
RG	Blaine Nye	MLB	Lee Roy Jordan		
RT	Rayfield Wright	RLB	D. D. Lewis		
TE	Billy Joe DuPree	LCB	Benny Barnes		
WR	Drew Pearson	RCB	Mel Renfro (9)		
QB	Roger Staubach		Mark Washington (5)		
RB	Doug Dennison	SS	Charlie Waters		
FB	Scott Laidlaw (7)	FS	Cliff Harris		
	Robert Newhouse (7)				
K	Elfen Herrera	<i>Pro Bowlers in Bold</i>			
P	Danny White				

PASSING	ATT	COMP	YDS	PCT	AVG	PCT	TD	INT	PCT	LG	SKS/YDS	RATING
Staubach	369	208	2,715	56.4	7.4	14	3.8	11	3.0	53	29/215	79.9
D. White	20	13	213	65.0	10.7	2	10.0	2	10.0	56	1/15	94.4
D. Pearson	1	1	39	100.0	39.0	1	100.0	0	0.0	39t	0/0	118.8
Cowboys	390	222	2,967	56.9	7.6	17	4.4	13	3.3	56	30/230	82.1
Opponents	391	187	2,236	47.8	5.7	12	3.1	16	4.1	54	44/327	59.0

1977 ★ DALLAS COWBOYS STATISTICS ★ 1977

STAFF

PLAYERS

2015 SEASON

RECORDS

PLAYOFF
RECORDS

1977
STATISTICS

SIDELINES

FIRST PLACE, NFC EAST HEAD COACH: TOM LANDRY

PRESEASON (3-3)

Date	W/L	Score	Opponent	Att.
8/6	W	34-14	SAN DIEGO	59,504
8/13	L	17-23	@ Seattle (OT)	58,789
8/20	L	14-20	MIAMI	56,820
8/27	W	23-21	BALTIMORE	54,835
9/3	L	14-23	@ Houston	49,777
9/8	W	30-0	PITTSBURGH	49,824

REGULAR SEASON (12-2)

9/18	W	16-10	@ Minnesota (OT)	47,678
9/25	W	41-21	N.Y. GIANTS	64,215
10/2	W	23-7	TAMPA BAY	55,316
10/9	W	30-24	@ St. Louis	50,129
10/16	W	34-16	WASHINGTON	62,115
10/23	W	16-10	@ Philadelphia	65,507
10/30	W	37-0	DETROIT	63,160
11/6	W	24-10	@ N.Y. Giants	74,532
11/14	L	17-24	ST. LOUIS	64,038
11/20	L	13-28	@ Pittsburgh	49,761
11/27	W	14-7	@ Washington	55,031
12/4	W	24-14	PHILADELPHIA	60,289
12/12	W	42-35	San Francisco	55,484
12/18	W	14-6	DENVER	63,752

1977 DIVISIONAL PLAYOFF

12/26	W	37-9	CHICAGO	62,920
-------	---	------	---------	--------

1977 NFC CHAMPIONSHIP GAME

1/1/78	W	23-6	MINNESOTA	61,968
--------	---	------	-----------	--------

SUPER BOWL XII (NEW ORLEANS)

1/15/78 W	27-10	Denver	76,400
-----------	-------	--------	--------

TEAM STATISTICS

	DALLAS	OPP
FIRST DOWNS.....	272	255
Rushing.....	118	88
Passing.....	136	94
Penalty.....	18	23
Third Down-Made/Att.....	90/213	69/207
Third Down Efficiency.....	42.3	33.3
Fourth Down-Made/Att.....	3/5	10/16
TOTAL NET YARDS.....	4,812	3,213
Avg. Per Game.....	343.7	229.5
Total Plays.....	969	880
Avg. Per Play.....	5.0	3.7
NET YARDS RUSHING.....	2,369	1,651
Avg. Per Game.....	169.2	117.9
Total Rushes.....	564	457
Avg. Per Rush.....	4.2	3.6
NET YARDS PASSING.....	2,443	1,562
Sacked/Yards Lost.....	33/246	53/429
Gross Yards.....	2,689	1,991
Attempts/Completions.....	372/215	370/154
Pct. of Completions.....	57.8	41.6
Had Intercepted.....	10	21
PUNTS/AVERAGE.....	83/38.7	103/37.1
Net Punting Average.....	32.4	31.1
PUNT RET./AVG.....	61/8.9	36/7.8
KICKOFF RET./AVG.....	44/24.3	71/22.7
INT./AVG. RET.....	21/10.9	10/18.4
PENALTIES/YARDS.....	106/865	78/731
FUMBLES/BALL LOST.....	26/14	22/10
TOUCHDOWNS.....	42	26
Rushing.....	21	9
Passing.....	18	14
Returns.....	3	3
EXTRA POINTS/ATTEMPTS.....	39/41	26/26
FIELD GOALS/ATTEMPTS.....	18/29	10/15
AVG. TIME OF POSS.....	32:37	27:23

RUSHING	ATT	YDS	AVG	LG	TD
Dorsett	208	1,007	4.8	84t	12
Newhouse	180	721	4.0	29	3
P. Pearson	89	341	3.8	22	1
Staubach	51	171	3.4	33	3
Dennison	12	60	5.0	17	1
Brinson	8	28	3.5	20t	1
D. Pearson	2	22	11.0	11	0
Laidlaw	9	15	1.7	8	0
DuFree	3	9	3.0	7	0
D. White	1	-2	-2.0	-2	0
Johnson	1	-3	-3.0	-3	0

Cowboys	564	2,369	4.2	84t	21
Opponents	457	1,651	3.6	62t	9

RECEIVING	NO	YDS	AVG	LG	TD
D. Pearson	48	870	18.1	67	2
P. Pearson	46	535	11.6	36t	4
Dorsett	29	273	9.4	23	1
DuFree	28	347	12.4	23	3
Richards	17	225	13.2	50t	3
Newhouse	16	106	6.6	41	1
Johnson	12	135	11.3	22t	1
Saldi	11	108	9.8	23t	2
Laidlaw	5	60	12.0	18t	1
Hill	2	21	10.5	12	0
Dennison	1	9	9.0	9	0

Cowboys	215	2,689	12.5	67	18
Opponents	154	1,991	12.9	60t	14

INTERCEPTIONS	NO	YDS	AVG	LG	TD
Harris	5	7	1.4	7	0
Henderson	3	79	26.3	79t	1
Waters	3	11	3.7	6	0
Washington	2	32	16.0	21	0
Renfro	2	28	14.0	25	0
Hughes	2	19	9.5	11	0
Lewis	1	29	29.0	29	0
Breunig	1	15	15.0	15	0
Kyle	1	9	9.0	9	0
Hegman	1	0	0.0	0	0

Cowboys	21	229	10.9	79t	1
Opponents	10	184	18.4	48	0

PUNTING	NO	YDS	AVG	TB	IN20	LG	BL	NET
D. White	81	3,171	39.6	10	25	57	1	33.2
Herrera	2	44	22.0	0	2	28	0	22.0
Cowboys	83	3,215	38.7	10	27	57	1	32.4
Opp.	103	3,825	37.1	4	10	65	0	31.1

PUNT RETURNS	NO	FC	YDS	AVG	LG	TD
Johnson	50	15	423	8.5	38	0
Hill	10	1	124	12.4	29	0
Harris	1	0	-2	-2.0	-2	0
Cowboys	61	16	545	8.9	38	0
Opponents	36	8	280	7.8	68t	1

KICKOFF RETURNS	NO	YDS	AVG	LG	TD
Johnson	22	536	24.4	64	0
Brinson	17	409	24.1	41	0
Hill	3	64	21.3	29	0
Dennison	1	30	30.0	30	0
Henderson	1	8	8.0	8	0
DuFree	0	24	24.0	24	0
Cowboys	44	1,071	24.3	64	0
Opponents	71	1,614	22.7	48	0

PASSING	ATT	COMP	YDS	PCT	AVG	TD	PCT	INT	PCT	LG	SKS/YDS	RATING
Staubach	361	210	2,620	58.2	7.3	18	5.0	9	2.5	67	30/219	87.1
D. White	10	4	35	40.0	3.5	0	0.0	1	10.0	12	2/15	45.8
Dorsett	1	1	34	100.0	34.0	0	0.0	0	0.0	34	0/0	118.8
Waters	0	0	0	0.0	0.0	0	0.0	0	0.0	0	1/12	42.3
Cowboys	372	215	2,689	57.8	7.2	18	4.8	10	2.7	67	33/246	85.1
Opponents	370	154	1,991	41.6	5.4	14	3.8	21	5.7	60t	53/429	48.0

SCORE BY QUARTERS	1	2	3	4	OT	T
Cowboys	64	129	53	93	6	345
Opponents	33	73	69	37	0	212

FIELD GOALS	11-19	20-29	30-39	40-49	50+
Herrera	2-2	5-7	4-8	6-11	1-1
Cowboys	2-2	5-7	4-8	6-11	1-1
Opponents	0-0	3-3	4-5	1-4	2-3

Herrera: (40,27M), (37,41,38B), (32,31M,19,20), (29,46M,40,44), (44B,44,52), (34M,49M,18), (21,45,30), (35), (21), (0), (0), (24), (49M), (38M,35M,28M)
Opponents: (31M,35), (0), (0), (32), (25,40,53), (32), (0), (50M,51), (26), (0), (41M,40M,43M), (0), (0), (22,37)

SCORING	TD	TDP	TDRI	FG	PAT	S	TP
Herrera	0	0	0	18/29	39/41	0	93
Dorsett	12	1	0	0/0	0/0	0	78
P. Pearson	1	4	0	0/0	0/0	0	30
Newhouse	3	1	0	0/0	0/0	0	24
DuFree	0	3	0	0/0	0/0	0	18
Richards	0	3	0	0/0	0/0	0	18
Saldi	0	2	1a	0/0	0/0	0	18
Staubach	3	0	0	0/0	0/0	0	18
D. Pearson	0	2	0	0/0	0/0	0	12
Brinson	1	0	0	0/0	0/0	0	6
Dennison	1	0	0	0/0	0/0	0	6
Henderson	0	0	1b	0/0	0/0	0	6
Johnson	0	1	0	0/0	0/0	0	6
Laidlaw	0	1	0	0/0	0/0	0	6
Waters	0	0	1c	0/0	0/0	0	6
Cowboys	21	18	3	18/29	39/41	0	345
Opponents	9	14	3*	10/15	26/26	0	212

- a 8 fumble return vs. N. Y. Giants (11/6)
b 79 interception return vs. Tampa Bay (10/2)
c 17 block punt return vs. Philadelphia (10/23)
* Hammond 68 punt return vs. N. Y. Giants (9/25)
Wood 37 fumble return vs. Tampa Bay (10/2)
Davis 35 fumble return vs. St. Louis (10/9)

USUAL STARTERS

WR	Golden Richards	LE	Ed Jones
LT	Ralph Neely	LT	Jethro Pugh
LG	Herb Scott (10)	RT	Randy White
	Burton Lawless (4)	RE	Harvey Martin
C	John Fitzgerald	LLB	Thomas Henderson
RG	Tom Rafferty	MLB	Bob Breunig
TE	Pat Donovan	RLB	D.D. Lewis
RT	Billy Joe DuFree	LCB	Benny Barnes
QB	Drew Pearson	RCB	Aaron Kyle (10)
WR	Roger Staubach	Mark Washington (4)	
RB	Preston Pearson (10)	SS	Charlie Waters
FB	Tony Dorsett (4)	FS	Cliff Harris
	Robert Newhouse		
K	Efen Herrera	Pro Bowlers in Bold	
P	Danny White		

1978 ★ DALLAS COWBOYS STATISTICS ★ 1978

FIRST PLACE, NFC EAST HEAD COACH: TOM LANDRY				
PRESEASON (3-1)				
Date	W/L	Score	Opponent	Att.
8/5	W	41-24	SAN FRANCISCO	63,736
8/12	W	21-14	@ Denver	74,619
8/19	L	13-27	HOUSTON	62,242
8/26	W	16-13	PITTSBURGH	59,747
REGULAR SEASON (12-4)				
9/4	W	38-0	BALTIMORE	64,224
9/10	W	34-24	@ N.Y. Giants	73,265
9/17	L	14-27	@ Los Angeles	65,749
9/24	W	21-12	ST. LOUIS	62,760
10/2	L	5-9	@ Washington	55,031
10/8	W	24-3	N. Y. GIANTS	63,420
10/15	W	24-21	@ St. Louis (OT)	48,991
10/22	W	14-7	PHILADELPHIA	60,525
10/26	L	10-21	MINNESOTA	61,848
11/5	L	16-23	@ Miami	69,414
11/12	W	42-14	@ Green Bay	55,256
11/19	W	27-7	NEW ORLEANS	57,920
11/23	W	30-10	WASHINGTON	64,905
12/3	W	17-10	NEW ENGLAND	63,263
12/10	W	31-13	@ Philadelphia	64,667
12/17	W	30-7	@ N.Y. Jets	52,532
1978 DIVISIONAL PLAYOFF				
12/30	W	27-20	ATLANTA	60,338
1978 NFC CHAMPIONSHIP GAME				
1/7/79	W	28-0	@ L.A. Rams	67,470
SUPER BOWL XIII (MIAMI)				
1/21/79	L	31-35	Pittsburgh	78,566

TEAM STATISTICS			DALLAS	OPP
FIRST DOWNS	342	232	
Rushing	146	83	
Passing	167	128	
Penalty	29	21	
Third Down-Made/Att.	118/235	78/220	
Third Down Efficiency	50.2	35.5	
Fourth Down-Made/Att.	4/8	8/13	
TOTAL NET YARDS	5,959	4,009	
Avg. Per Game	372.4	250.6	
Total Plays	1,107	967	
Avg. Per Play	5.4	4.1	
NET YARDS RUSHING	2,783	1,721	
Avg. Per Game	173.9	107.6	
Total Rushes	625	477	
Avg. Per Rush	4.5	3.6	
NET YARDS PASSING	3,176	2,288	
Sacked/Yards Lost	33/229	58/442	
Gross Yards	3,405	2,730	
Attempts/Completions	449/251	432/202	
Pct. of Completions	55.9	46.8	
Had Intercepted	17	23	
PUNTS/AVERAGE	77/39.9	108/39.2	
Net Punting Average	33.1	32.4	
PUNT RET./AVG.	63/8.0	40/7.8	
KICKOFF RET./AVG.	47/19.1	73/23.4	
INT./AVG. RET.	23/13.7	17/10.4	
PENALTIES/YARDS	96/816	95/783	
FUMBLES/BALL LOST	36/18	27/13	
TOUCHDOWNS	48	25	
Rushing	22	13	
Passing	25	11	
Returns	1	1	
EXTRA POINTS/ATTEMPTS	46/48	23/25	
FIELD GOALS/ATTEMPTS	16/26	11/22	
AVG. TIME OF POSS.	32:24	27:36	

RUSHING	ATT	YDS	AVG	LG	TD
Dorsett	290	1,325	4.6	63	7
Newhouse	140	584	4.2	24	8
Laidlaw	75	312	4.2	59	3
Staubach	42	182	4.3	23	1
P. Pearson	25	104	4.2	18	0
Brinson	18	96	5.3	39	2
Dennison	14	75	5.4	23	1
Blackwell	9	37	4.1	13	0
D. Pearson	3	29	9.7	33	0
Hill	3	17	5.7	14	0
DuPree	1	15	15.0	15	0
D. White	5	7	1.4	4	0
Cowboys	625	2,783	4.5	63	22
Opponents	477	1,721	3.6	52	13

RECEIVING	NO	YDS	AVG	LG	TD
P. Pearson	47	526	11.2	34	0
Hill	46	823	17.9	54	6
D. Pearson	44	714	16.2	53	3
Dorsett	37	378	10.2	91	2
DuPree	34	509	15.0	38	9
Newhouse	20	176	8.8	24	2
Johnson	12	155	12.9	23	0
Laidlaw	6	108	18.0	44	1
Saldi	3	8	2.7	5	2
Dennison	1	6	6.0	6	0
Richards	1	2	2.0	2	0
Cowboys	251	3,405	13.6	91	25
Opponents	202	2,730	13.5	51	11

INTERCEPTIONS	NO	YDS	AVG	LG	TD
Barnes	5	72	14.4	38	0
Waters	4	61	15.3	22	0
Harris	4	26	6.5	23	0
Kyle	3	20	6.7	17	0
Hughes	2	80	40.0	56	0
Thurman	2	35	17.5	23	0
Cole	1	13	13.0	13	0
Martin	1	7	7.0	7	0
Breunig	1	2	2.0	2	0
Cowboys	23	316	13.7	56	0
Opponents	17	176	10.4	43	1

PUNTING	NO	YDS	AVG	TB	IN20	LG	BL	NET
D. White	77	3,076	39.9	11	16	56	1	33.1
Cowboys	77	3,076	39.9	11	16	56	1	33.1
Opp.	108	4,257	39.4	13	16	61	0	32.4

PUNT RETURNS	NO	FC	YDS	AVG	LG	TD
Johnson	51	12	401	7.9	23	0
Hill	11	0	101	9.2	20	0
Thurman	1	0	0	0.0	0	0
Cowboys	63	12	502	8.0	23	0
Opponents	40	13	311	7.8	38	0

KICKOFF RETURNS	NO	YDS	AVG	LG	TD
Johnson	29	603	20.8	56	0
Brinson	6	93	15.5	31	0
Blackwell	3	70	23.3	31	0
Dennison	3	63	21.0	24	0
Thurman	3	42	14.0	20	0
R. White	1	15	15.0	15	0
Lawless	1	10	10.0	10	0
Saldi	1	0	0.0	0	0
Cowboys	47	896	19.1	56	0
Opponents	73	1,709	23.4	57	0

PASSING	ATT	COMP	YDS	PCT	AVG	TD	PCT	INT	PCT	INT	LG	SKS/YDS	RATING
Staubach	413	231	3,190	55.9	7.7	25	6	16	39	91	32/219	84.9	
D. White	34	20	215	58.8	6.3	0	0	1	2.9	35	1/10	65.3	
Hill	1	0	0	0.0	0.0	0	0	0	0	0	0/0	39.6	
Dorsett	1	0	0	0.0	0.0	0	0	0	0	0	0/0	42.3	
Cowboys	449	251	3,405	55.9	7.6	25	5	17	3.8	91	33/229	83.1	
Opponents	432	202	2,730	46.8	6.3	11	2	23	5.3	51	58/442	53.7	

SCORE BY QUARTERS	1	2	3	4	OT	T
Cowboys	58	121	118	84	3	384
Opponents	83	43	25	57	0	208

FIELD GOALS	11-19	20-29	30-39	40-49	50-60
Septien	2-3	8-8	3-5	6-11	0-0
Cowboys	2-3	8-8	3-5	6-11	0-0
Opponents	0-0	3-3	3-7	4-10	1-2

Septien: (18M,45M,48),(1,49M),(1,19),(22),(49M,47),(40M),(25),(30,39,24),(33M),(47M,24,26),(33,21,38M,44),(26),(44M,18,43M),(22)
Opponents: (37M),(42),(47M),(23,47M,44B,42M),(52,42,27),(37),(33M),(1,47M),(45,23,33),(1,1,48,53B),(46B,30,36B,39M),(0,1)

SCORING	TDR	PT	TDR	FG	PAT	S	TP
Septien	0	0	0	16/26	46/47	1	94
Dorsett	7	2	1a	0/0	0/0	0	60
Newhouse	8	2	0	0/0	0/0	0	60
DuPree	0	9	0	0/0	0/0	0	54
Hill	0	6	0	0/0	0/0	0	36
Laidlaw	3	1	0	0/0	0/0	0	24
D. Pearson	0	3	0	0/0	0/0	0	18
Brinson	2	0	0	0/0	0/0	0	12
Saldi	0	2	0	0/0	0/0	0	12
Dennison	1	0	0	0/0	0/0	0	6
Staubach	1	0	0	0/0	0/0	0	6
Waters	0	0	0	0/0	0/0	1	2
Cowboys	22	25	1	16/26	46/48	1	384
Opponents	13	11	1*	11/22	23/25	1#	282

a 54 fumble return vs. N. Y. Jets (12/17)
+ sacked in end zone vs. Washington (10/2)
* Perry 43 int. return vs. Los Angeles (9/17)
Thaxton block punt out end zone vs. St. Louis (9/24)
\$ fumbled snap on PAT @ N.Y. Jets (12/17)

USUAL STARTERS			
WR	Tony Hill	LE	Ed Jones
LT	Pat Donovan	LT	Jethro Pugh (13)
LG	Herb Scott		Larry Cole (3)
C	John Fitzgerald	RT	Randy White
RG	Tom Raftery	RE	Harvey Martin
RT	Rayfield Wright (11)	LLB	Thomas Henderson
TE	Andy Frederick (3)	MLB	Bob Breunig
QB	Billy Joe DuPree	RLB	D.D. Lewis
WR	Drew Pearson	LCB	Benny Barnes
QB	Roger Staubach	RCB	Aaron Kyle
RB	Tony Dorsett	SS	Charlie Waters
FB	Robert Newhouse (12)	FS	Cliff Harris
	Scott Laidlaw (4)		
		P	Danny White
K	Raphael Septien		

Pro Bowlers in Bold

1979 ★ DALLAS COWBOYS STATISTICS ★ 1979

FIRST PLACE, NFC EAST HEAD COACH: TOM LANDRY

PRESEASON (3-2)

Date	W/L	Score	Opponent	Att.
7/28	L	13-20	Oakland @ Canton	20,648
8/4	W	7-6	DENVER	61,192
8/12	L	17-27	@ Seattle	59,803
8/18	W	16-13	HOUSTON	62,803
8/25	W	16-14	PITTSBURGH	64,543

REGULAR SEASON (11-5)

Date	W/L	Score	Opponent	Att.
9/2	W	22-21	@ St. Louis	50,855
9/9	W	21-13	@ San Francisco	56,728
9/16	W	24-20	CHICAGO	64,056
9/24	L	7-26	@ Cleveland	80,123
9/30	W	38-13	CINCINNATI	63,179
10/7	W	36-20	@ Minnesota	47,572
10/14	W	30-6	L.A. RAMS	64,462
10/21	W	22-13	ST. LOUIS	64,300
10/28	L	3-14	@ Pittsburgh	50,199
11/4	W	16-14	@ N.Y. Giants	76,490
11/12	L	21-31	PHILADELPHIA	62,417
11/18	L	20-34	@ Washington	55,031
11/22	L	24-30	HOUSTON	63,897
12/2	W	28-7	N. Y. GIANTS	63,787
12/8	W	24-17	@ Philadelphia	71,434
12/16	W	35-34	WASHINGTON	62,867

1979 DIVISIONAL PLAYOFF

12/30	L	19-21	L.A. RAMS	64,792
-------	---	-------	-----------	--------

TEAM STATISTICS

	DALLAS	OPP
FIRST DOWNS	339	259
Rushing	122	105
Passing	195	135
Penalty	22	19
Third Down-Made/Att.	120/241	80/228
Third Down Efficiency	49.8	35.1
Fourth Down-Made/Att.	2/9	5/11
TOTAL NET YARDS	5,968	4,586
Avg. Per Game	373.0	286.6
Total Plays	1,122	978
Avg. Per Play	5.3	4.7
NET YARDS RUSHING	2,375	2,115
Avg. Per Game	148.4	132.2
Total Rushes	578	500
Avg. Per Rush	4.1	4.2
NET YARDS PASSING	3,593	2,471
Sacked/Yards Lost	41/290	43/362
Gross Yards	3,883	2,833
Attempts/Completions	503/287	435/207
Pct. of Completions	57.1	47.6
Had Intercepted	13	13
PUNTS/AVERAGE	76/41.7	96/40.8
Net Punting Average	36.0	35.7
PUNT RET./AVG.	51/6.5	34/7.4
KICKOFF RET./AVG.	68/19.4	68/23.2
INT./AVG. RET.	13/14.8	13/8.8
PENALTIES/YARDS	100/845	70/704
FUMBLES/BALL LOST	33/21	20/10
TOUCHDOWNS	45	38
Rushing	15	15
Passing	29	21
Returns	1	2
EXTRA POINTS/ATTEMPTS	40/45	34/38
FIELD GOALS/ATTEMPTS	19/29	17/27
AVG. TIME OF POSS.	32:57	27:03

RUSHING	ATT	YDS	AVG	LG	TD
Dorsett	250	1,107	4.4	41	6
Newhouse	124	449	3.6	21	3
Springs	67	248	3.7	15	2
Laidlaw	69	236	3.4	15	3
Staubach	37	172	4.5	20	0
Brinson	14	48	3.6	10	0
D. Pearson	3	27	9.0	16	0
D. White	1	25	25.0	25	0
DuPree	2	19	9.5	20	0
Hill	2	18	9.9	12	0
P. Pearson	7	14	2.0	11	1
Johnson	1	13	13.0	13	0
Saldi	1	-1	-1.0	-1	0

Cowboys	578	2,375	4.1	41	15
Opponents	500	2,115	4.2	76	15

RECEIVING	NO	YDS	AVG	LG	TD
Hill	60	1,062	17.7	75	10
D. Pearson	55	1,026	18.7	56	8
Dorsett	45	375	8.3	32	1
DuPree	29	324	11.2	33	5
P. Pearson	26	333	12.8	26	1
Springs	25	251	10.0	27	1
Saldi	14	181	12.9	23	1
Laidlaw	12	59	4.9	12	0
Newhouse	7	55	7.9	21	1
Johnson	6	105	17.5	28	1
Cosbie	5	36	7.2	12	0
Wilson	3	76	25.3	45	0

Cowboys	287	3,883	13.5	75	29
Opponents	207	2,833	13.7	64	21

INTERCEPTIONS	NO	YDS	AVG	LG	TD
Hughes	2	91	45.5	68	0
Harris	2	35	17.5	20	0
Barnes	2	20	10.0	11	0
Lewis	2	8	4.0	5	0
Kyle	2	0	0.0	0	0
Mitchell	1	36	36.0	36	0
Thornton	1	3	3.0	3	0
Thurman	1	0	0.0	0	0
Cowboys	13	193	14.8	68	0
Opponents	13	114	8.8	39	1

PUNTING	NO	YDS	AVG	TB	IN20	LG	BL	NET
D. White	76	3,168	41.7	9	21	73	0	36.0
Cowboys	76	3,168	41.7	9	21	73	0	36.0
Opp.	96	3,921	40.8	8	17	72	0	35.7

PUNT RETURNS	NO	FC	YDS	AVG	LG	TD
Wilson	35	12	236	6.8	13	0
Manning	10	2	55	5.5	17	0
Hill	6	1	43	7.2	12	0
Cowboys	51	15	334	6.5	17	0
Opponents	34	18	252	7.4	31	0

KICKOFF RETURNS	NO	YDS	AVG	LG	TD
Springs	38	780	20.5	70	0
Wilson	19	328	17.2	26	0
Manning	7	145	20.7	47	0
Brinson	2	29	14.5	17	0
Hill	1	32	32.0	32	0
Huther	1	8	8.0	8	0
Cowboys	68	1,322	19.4	70	0
Opponents	68	1,580	23.2	106	1

PASSING	ATT	COMP	YDS	PCT	AVG	TD	PCT	PCT	LG	SKS/YDS	RATING
Staubach	461	267	3,586	57.9	7.8	27	5.9	11	2.4	751	36/240
D. White	39	19	267	48.7	6.9	1	2.6	2	5.1	45	4/46
Springs	3	1	30	33.0	10.0	1	33.0	0	0.0	301	1/4
Cowboys	503	287	3,883	57.1	7.7	29	5.8	13	2.6	751	41/290
Opponents	435	207	2,833	47.6	6.5	21	4.8	13	3.0	641	43/362

SCORE BY QUARTERS	1	2	3	4	OT	T
Cowboys	73	102	87	109	0	371
Opponents	87	88	60	78	0	313

FIELD GOALS	11-19	20-29	30-39	40-49	50+
Seption	0-0	7-7	7-11	3-8	2-3
Cowboys	0-0	7-7	7-11	3-8	2-3
Opponents	0-0	4-4	4-6	7-13	2-4

Seption: (37,50M,24,27),(23,51),(46,43M), (34B,47M),(26),(34),(32),(51,47M,29), (32,32M),(26,37,22),(47M),(34,37),(44), (34M,31M,46M),(40,0), Opponents: (60M),(30,35M,44),(0,0),(48,38),(37,35), (42,41),(51,41,48M,40B),(32M),(48M), (45M,59,52M,45M),(44M,46,45),(27), (0,27),(24,24)

SCORING	TD	R	TOP	TD	FG	PAT	S	TP
Seption	0	0	0	19/29	40/44	0	97	
Hill	0	10	0	0/0	0/0	0	60	
D. Pearson	0	8	0	0/0	0/0	0	48	
Dorsett	6	1	0	0/0	0/0	0	42	
DuPree	0	5	0	0/0	0/0	0	30	
Newhouse	3	1	0	0/0	0/0	0	24	
Laidlaw	3	0	0	0/0	0/0	0	18	
Springs	2	1	0	0/0	0/0	0	18	
P. Pearson	1	1	0	0/0	0/0	0	12	
Barnes	0	0	1a	0/0	0/0	0	6	
Johnson	0	1	0	0/0	0/0	0	6	
Saldi	0	1	0	0/0	0/0	0	6	
Cowboys	15	29	1	19/29	40/45	0	371	
Opponents	15	21	2*	17/27	34/38	0	313	

a 33 fumble return vs. Minnesota (10/7)

* Darden 39 interception return vs. Cleveland (9/24)
Green 108 kickoff return vs. St. Louis (10/21)

USUAL STARTERS

WR	Tony Hill	LE	Larry Cole (12)
LT	Pat Donovan	LT	John Dutton (4)
LG	Herb Scott	LT	Dave Stalls (12)
C	John Fitzgerald	LT	Larry Cole (4)
RG	Tolm Raftery	RT	Randy White
RT	Jim Cooper (11)	RE	Harvey Martin
	Rayfield Wright (5)	LLB	Thomas Henderson (10)
TE	Billy Joe DuPree		Mike Hegman (5)
QB	Drew Pearson	MLB	Bob Breunig
WR	Roger Staubach	RB	D.D. Lewis
RB	Tony Dorsett	LCB	Benny Barnes
FB	Robert Newhouse (12)	RCB	Aaron Kyle
	Scott Laidlaw (3)	SS	Randy Hughes
		FS	Cliff Harris
K	Raphael Seption		
P	Danny White		

Pro Bowlers in Bold

1980 ★ DALLAS COWBOYS STATISTICS ★ 1980

SECOND PLACE, NFC EAST HEAD COACH: TOM LANDRY

PRESEASON (3-1)				
Date	W/L	Score	Opponent	Att.
8/9	W	17-14	GREEN BAY	54,876
8/16	W	19-16	@ L.A. Rams	63,283
8/23	W	20-13	HOUSTON	63,658
8/30	L	10-31	PITTSBURGH	62,795

REGULAR SEASON (12-4)				
Date	W/L	Score	Opponent	Att.
9/8	W	17-3	@ Washington	55,045
9/14	L	20-41	@ Denver	74,919
9/21	W	28-17	TAMPA BAY	62,750
9/28	W	28-7	@ Green Bay	54,776
10/5	W	24-3	N. Y. GIANTS	59,126
10/12	W	59-14	SAN FRANCISCO	63,399
10/19	L	10-17	@ Philadelphia	70,696
10/26	W	42-31	SAN DIEGO	60,639
11/2	W	27-24	@ St. Louis	50,701
11/9	L	35-38	@ N. Y. Giants	68,343
11/16	W	31-21	ST. LOUIS	52,567
11/23	W	14-10	WASHINGTON	58,809
11/27	W	51-7	SEATTLE	57,540
12/7	W	19-13	@ Oakland	53,194
12/15	L	14-38	@ L.A. Rams	65,154
12/21	W	35-27	PHILADELPHIA	62,548

1980 WILD CARD GAME				
12/28	W	34-13	L.A. RAMS	64,533

1980 DIVISIONAL PLAYOFF				
1/4/81	W	30-27	@ Atlanta	60,022

1980 NFC CHAMPIONSHIP GAME				
1/11/81	L	7-20	@ Philadelphia	70,696

TEAM STATISTICS			DALLAS	OPP
FIRST DOWNS	337	296
Rushing	143	98
Passing	171	160
Penalty	23	28
Third Down-Made/Att.	130/243	88/222
Third Down Efficiency	53.5	39.6
Fourth Down-Made/Att.	5/11	7/15
TOTAL NET YARDS	5,468	5,279
Avg. Per Game	341.8	329.9
Total Plays	1,075	996
Avg. Per Play	5.1	5.3
NET YARDS RUSHING	2,346	2,069
Avg. Per Game	146.6	129.3
Total Rushes	594	469
Avg. Per Rush	4.0	4.4
NET YARDS PASSING	3,104	3,205
Sacked/Yards Lost	31/252	43/358
Gross Yards	3,356	3,563
Attempts/Completions	449/265	484/231
Pct. of Completions	59.6	47.7
Had Intercepted	25	27
PUNTS/AVERAGE	71/40.8	76/43.5
Net Punting Average	34.8	34.7
PUNT RET./AVG.	55/10.1	31/6.6
KICKOFF RET./AVG.	58/21.7	73/21.5
INT./AVG. RET.	27/19.4	25/7.2
PENALTIES/YARDS	107/908	106/989
FUMBLES/BALL LOST	27/14	33/20
TOUCHDOWNS	60	38
Rushing	26	15
Passing	30	21
Returns	4	2
EXTRA POINTS/ATTEMPTS	59/60	38/38
FIELD GOALS/ATTEMPTS	11/17	15/28
AVG. TIME OF POSS.	32:46	27:14

RUSHING	ATT	YDS	AVG	LG	TD
Dorsett	278	1,185	4.3	56	11
Newhouse	118	451	3.8	29	6
Springs	89	326	3.7	20	6
J. Jones	41	135	3.4	9	0
D. White	27	114	4.2	48	1
Newsome	23	73	3.1	23	2
D. Pearson	3	31	10.3	32	0
Hill	4	27	6.8	15	0
DuPree	4	19	4.8	11	0
Carano	4	6	1.5	5	0
P. Pearson	3	6	2.0	2	0

Cowboys	594	2,373	4.0	56	26
Opponents	469	2,069	4.4	51	15

RECEIVING	NO	YDS	AVG	LG	TD
Hill	60	1,055	17.6	58	8
D. Pearson	43	568	13.2	30	6
Dorsett	34	263	7.7	27	0
DuPree	29	312	10.8	39	7
Saldi	25	311	12.4	43	1
P. Pearson	20	213	10.7	20	2
Johnson	19	263	13.7	29	4
Springs	15	212	14.1	58	1
Newhouse	8	75	9.4	18	0
J. Jones	5	39	7.8	16	0
Newsome	4	43	10.6	16	0
Cosbie	2	11	5.5	5	1
D. White	1	-9	-9.0	-9	0
Cowboys	265	3,356	12.7	58	30
Opponents	231	3,563	15.4	69	21

INTERCEPTIONS	NO	YDS	AVG	LG	TD
Thurman	5	114	22.8	78	1
Walters	5	78	15.6	29	0
Wilson	4	82	20.5	35	0
Mitchell	3	56	18.7	56	0
Breunig	3	34	11.3	15	0
Dickerson	2	46	23.0	34	0
Hegman	2	2	1.0	2	0
Cole	1	43	43.0	43	1
Dutton	1	38	38.0	38	1
Barnes	1	30	30.0	30	0
Cowboys	27	523	19.4	78	3
Opponents	25	179	7.2	36	1

PUNTING	NO	YDS	AVG	TB	IN20	LG	BL	NET
D. White	71	2,903	40.9	11	17	58	0	34.8
Cowboys	71	2,903	40.9	11	17	58	0	34.8
Opp.	76	3,304	43.5	6	14	58	0	34.7

PUNT RETURNS	NO	FC	YDS	AVG	LG	TD
J. Jones	54	4	548	10.1	52	0
Solomon	1	0	8	8.0	8	0
Cowboys	55	4	556	10.1	52	0
Opponents	31	10	206	6.6	27	0

KICKOFF RETURNS	NO	YDS	AVG	LG	TD
J. Jones	32	720	22.5	41	0
Newsome	12	293	24.4	36	0
Wilson	7	139	19.9	34	0
Hurt	4	71	17.8	24	0
Saldi	1	23	23.0	23	0
Cosbie	1	13	13.0	13	0
Walters	1	0	0.0	0	0
Cowboys	58	1,259	21.7	41	0
Opponents	73	1,568	21.5	53	0

PASSING	ATT	COMP	YDS	PCT	AVG	TD	INT	PCT	LG	SKS/YDS	RATING
D. White	436	260	3,287	59.6	7.5	28	6.4	25	57	31/252	80.8
Carano	12	5	69	41.7	5.8	2	16.6	0	0.0	0/0	60.8
Dorsett	1	0	0	0.0	0.0	0	0	0	0.0	0/0	39.6
Cowboys	449	265	3,356	59.0	7.5	30	6.7	25	57	31/252	81.0
Opponents	484	231	3,563	47.7	7.4	21	4.3	27	5.6	43/358	63.5

SCORE BY QUARTERS	1	2	3	4	OT	T
Cowboys	96	153	86	119	0	454
Opponents	66	123	44	78	0	311

FIELD GOALS	11-19	20-29	30-39	40-49	50+
Septien	1-1	3-4	6-6	0-3	1-3
Cowboys	1-1	3-4	6-6	0-3	1-3
Opponents	1-1	5-8	3-7	4-9	2-3

Septien: (19),(30,37),(0),(0),(38,27M),(26,40M), (33),(43M,42M,44M),(28,32),(0),(23),(0),(0), (52,34),(51M),(0)

Opponents: (45M,29M,45),(46,55),(22,35M),(0), (33M,53M,51),(0),(35,38M),(45,45M), (42),(27),(44M),(34),(0),(22,41M,38), (33M,27),(43M,27M,29,25M,19)

SCORING	TDR	TD	TDR	FG	PAT	S	TP
Septien	0	0	0	11/17	59/60	0	92
Dorsett	11	0	0	0/0	0/0	0	66
Hill	0	8	0	0/0	0/0	0	48
Springs	6	1	0	0/0	0/0	0	42
DuPree	0	7	0	0/0	0/0	0	42
Newhouse	6	0	0	0/0	0/0	0	36
D. Pearson	0	6	0	0/0	0/0	0	36
Johnson	0	4	0	0/0	0/0	0	24
Newsome	2	0	0	0/0	0/0	0	12
P. Pearson	0	2	0	0/0	0/0	0	12
Cosbie	0	1	0	0/0	0/0	0	6
Saldi	0	1	0	0/0	0/0	0	6
Thurman	0	0	1a	0/0	0/0	0	6
Dutton	0	0	1b	0/0	0/0	0	6
Hegman	0	0	1c	0/0	0/0	0	6
Cole	0	0	1d	0/0	0/0	0	6
D. White	1	0	0	0/0	0/0	0	6
Cowboys	26	30	4	11/17	59/60	1	454
Opponents	15	21	2*	15/28	38/38	0	311

- a 78 interception return vs. St. Louis (11/2)
 b 38 interception return vs. N.Y. Giants (10/5)
 c 0 fumble return in end zone vs. Philadelphia (10/19)
 d 43 interception return vs. Washington (11/23)
 + Zorn grounding in end zone vs. Seattle (11/27)

* Thompson 32 fumble return vs. Denver (9/14)
 Lowe 16 interception return vs. San Diego (10/26)

USUAL STARTERS

WR	Tony Hill (13)	LE	Ed Jones
LT	Jay Saldi (3)	LT	Larry Cole
LG	Pat Donovan	RT	Randy White
LT	Herb Scott	RE	Harvey Martin
C	John Fitzgerald	LLB	Mike Hegman
RG	Tom Raftery	MLB	Bob Breunig
RT	Jim Cooper	RLB	D.D. Lewis
TE	Billy Joe DuPree	LCB	Steve Wilson (10)
WR	Drew Pearson		Benny Barnes (6)
QB	Danny White	RCB	Aaron Mitchell
RB	Tony Dorsett	SS	Charlie Waters
FB	Robert Newhouse (10)	FS	Dennis Thurman
	Ron Springs (5)		
K	Raphael Septien	Pro Bowlers in Bold	
P	Danny White		

1981 ★ DALLAS COWBOYS STATISTICS ★ 1981

STAFF

PLAYERS

2015 SEASON

RECORDS

PLAYOFF
RECORDS

1981
STATISTICS

SIDELINES

FIRST PLACE, NFC EAST HEAD COACH: TOM LANDRY			
PRESEASON (2-2)			
Date	W/L	Score Opponent	Att.
8/8	L	17-21 GREEN BAY	55,987
8/15	L	21-33 @ L.A. Rams	61,459
8/22	W	24-14 PITTSBURGH	63,504
8/29	W	28-20 HOUSTON	63,799
REGULAR SEASON (12-4)			
9/6	W	26-10 @ Washington	55,045
9/13	W	30-17 ST. LOUIS	63,602
9/21	W	35-21 @ New England	60,311
9/27	W	18-10 N.Y. GIANTS	63,449
10/4	L	17-20 @ St. Louis	49,777
10/11	L	14-45 @ San Francisco	57,574
10/18	W	29-17 L.A. RAMS	64,649
10/25	W	28-27 MIAMI	64,221
11/1	W	17-14 @ Philadelphia	72,111
11/9	W	27-14 BUFFALO	62,583
11/15	L	24-27 @ Detroit	79,694
11/22	W	24-10 WASHINGTON	64,583
11/26	W	10-9 CHICAGO	63,499
12/6	W	37-13 @ Baltimore	54,871
12/13	W	21-10 PHILADELPHIA	64,955
12/19	L	10-13 @ N.Y. Giants (OT)	73,009
1981 DIVISIONAL PLAYOFF			
1/2/82	W	38-0 TAMPA BAY	64,848
1981 NFC CHAMPIONSHIP GAME			
1/10/82	L	27-28 @ San Francisco	60,525

TEAM STATISTICS			DALLAS	OPP
FIRST DOWNS			321	286
Rushing			137	107
Passing			158	160
Penalty			26	18
Third Down-Made/Att.			99/244	72/211
Third Down Efficiency			40.6	34.1
Fourth Down-Made/Att.			5/11	7/15
TOTAL NET YARDS			5,880	5,419
Avg. Per Game			367.5	338.7
Total Plays			1,100	1,021
Avg. Per Play			5.3	5.3
NET YARDS RUSHING			2,711	2,049
Avg. Per Game			169.4	128.0
Total Rushes			630	468
Avg. Per Rush			4.3	4.4
NET YARDS PASSING			3,169	3,370
Sacked/Yards Lost			31/245	42/347
Gross Yards			3,414	3,717
Attempts/Completions			439/241	511/236
Pct. of Completions			54.9	46.2
Had Intercepted			15	37
PUNTS/AVERAGE			83/40.3	80/41.1
Net Punting Average			35.8	36.4
PUNT RET./AVG.			45/5.2	38/6.1
KICKOFF RET./AVG.			54/18.2	71/21.2
INT./AVG. RET.			37/13.0	15/8.3
PENALTIES/YARDS			103/839	104/837
FUMBLE/BALL LOST			45/20	43/16
TOUCHDOWNS			34	34
Rushing			15	16
Passing			24	17
Returns			1	1
EXTRA POINTS/ATTEMPTS			40/40	31/34
FIELD GOALS/ATTEMPTS			27/35	14/29
AVG. TIME OF POSS.			31:47	28:13

RUSHING		ATT	YDS	AVG	LG	TD
Dorsett		342	1,646	4.8	75t	4
Springs		172	625	3.6	16	10
J. Jones		34	183	5.3	59t	1
D. White		38	104	2.7	17	0
Newsome		13	38	2.9	7	0
Newhouse		14	33	2.3	6	0
Cosbie		4	33	8.3	15	0
Pearson		3	31	10.3	25	0
DuPree		1	12	12.0	12	0
Carano		8	9	1.1	11	0
Hill		1	3	3.0	3	0
Cowboys		630	2,711	4.3	75t	15
Opponents		468	2,049	4.4	38t	16
RECEIVING		NO	YDS	AVG	LG	TD
Hill		46	953	20.7	63t	4
Springs		46	359	7.8	32t	2
Pearson		38	614	16.2	42t	3
Dorsett		32	325	10.2	73t	2
Johnson		25	552	22.1	55	5
DuPree		19	214	11.3	33t	2
Cosbie		17	225	13.2	28t	5
Saldi		8	82	10.2	14t	1
J. Jones		6	37	6.2	16	0
Donley		3	32	10.7	17	0
Newhouse		1	21	21.0	21	0
Cowboys		241	3,414	14.2	73t	24
Opponents		236	3,717	15.8	81t	17
INTERCEPTIONS		NO	YDS	AVG	LG	TD
Walls		11	133	12.1	33	0
Thurman		9	187	20.8	96	0
Downs		7	81	11.6	21	0
Waters		3	21	7.0	21	0
Breunig		2	8	4.0	8	0
Wilson		2	0	0.0	0	0
Brown		1	28	28.0	28	0
Barnes		1	24	24.0	24	0
Lewis		1	0	0.0	0	0
Cowboys		37	482	13.0	96	0
Opponents		15	124	8.3	41	0

PUNTING		NO	YDS	AVG	TB	INT	LG	BL	NET
D. White		81	3,284	40.8	7	19	60	0	36.0
Septien		2	62	31.0	0	0	33	0	31.0
Cowboys		83	3,346	40.3	7	19	60	0	35.8
Opp.		80	3,289	41.1	7	17	57	0	36.4

PUNT RETURNS		NO	FC	YDS	AVG	LG	TD
J. Jones		33	2	188	5.7	17	0
Fellows		11	1	44	4.4	10	0
Donley		1	0	3	3.0	3	0
Thurman		0	1	0	0.0	0	0
Wilson		0	1	0	0.0	0	0
Cowboys		45	5	235	5.2	17	0
Opponents		38	8	231	6.1	21	0

KICKOFF RETURNS		NO	YDS	AVG	LG	TD
J. Jones		27	517	19.1	33	0
Newsome		12	228	19.0	27	0
Fellows		8	170	21.3	31	0
Newhouse		3	34	10.4	12	0
Wilson		2	32	16.0	17	0
Cosbie		1	0	0.0	0	0
Cowboys		54	981	18.2	33	0
Opponents		71	1,508	21.2	65	0

SCORE BY QUARTERS		1	2	3	4	OT	T
Cowboys		91	108	57	111	0	367
Opponents		61	81	79	53	0	277

FIELD GOALS		11-19	20-29	30-39	40-49	50+
Septien		1-1	11-11	8-9	7-12	0-2
Cowboys		1-1	11-11	8-9	7-12	0-2
Opponents		2-2	2-5	3-6	7-14	1-2

Septien: (29,42,23,18), (47,32,25), (26,40M,26,26,25), (36,20,21), (26,0), (40,39), (48M), (39), (47,31), (43), (25,35M), (41,50M,42M), (42,35,31), (47M,43M), (60M,36)

Opponents: (47M,42), (44M,24), (43M), (36M,42,58M), (19,37), (18,40), (40,0), (34M,0), (37,47), (27M,26,47M), (43,40M,49M), (0,49M,50), (21M,27M,40,33M,35)

SCORING		TDR	TD	P	FG	PAT	S	TP
Septien		0	0	0	27/35	40/40	0	121
Springs		10	2	0	0/0	0/0	0	72
Dorsett		4	2	0	0/0	0/0	0	36
Johnson		0	5	0	0/0	0/0	0	30
Cosbie		0	5	0	0/0	0/0	0	30
Hill		0	4	0	0/0	0/0	0	24
Pearson		0	3	0	0/0	0/0	0	18
DuPree		0	2	0	0/0	0/0	0	12
Saldi		0	1	0	0/0	0/0	0	6
Barnes		0	0	1a	0/0	0/0	0	6
J. Jones		1	0	0	0/0	0/0	0	6
Team		0	0	0	0/0	0/0	0	6
Cowboys		15	24	1	27/35	40/40	0	367
Opponents		16	17	1*	14/29	31/34	0	277

a 72 fumble return vs. San Francisco (10/11)

* Lott 41 interception return vs. San Francisco (10/11)

USUAL STARTERS

WR	Tony Hill (9)	LE	Ed Jones
	Butch Johnson (6)	LT	John Dutton
LG	Pat Donovan	RT	Randy White
LT	Herb Scott	RE	Harvey Martin
C	Tom Raftery (13)	LLB	Mike Hegman (10)
	Robert Shaw (3)		Guy Brown (6)
RG	Kurt Peterson	MLB	Bob Breunig
RT	Jim Cooper	RLB	D.D. Lewis
TE	Billy Joe DuPree	LCB	Everson Walls (12)
WR	Drew Pearson		Steve Wilson (4)
QB	Danny White	RCB	Dennis Thurman
RB	Tony Dorsett	SS	Charlie Waters
FB	Ron Springs (13)	FS	Michael Downs
	Jay Saldi (3)		

K **Raphel Septien** Pro Bowlers in Bold
P Danny White

PASSING	ATT	COMP	YDS	PCT	AVG	TD	PCT	INT	PCT	INT	LG	SKS/YDS	RATING
D. White	391	223	3,098	57.0	7.9	22	5.6	13	3.3	73t	30/234	87.5	
Carano	45	16	235	35.5	5.2	1	2.2	1	2.2	55	1/1	51.6	
Pearson	2	2	81	100.0	40.5	1	50.0	0	0.0	59	0/0	121.0	
Springs	1	0	0	0.0	0.0	0	0	1	0.0	0	0/0	0.0	
Cowboys	439	241	3,414	54.9	7.8	24	5.5	15	3.4	73t	31/245	84.4	
Opponents	511	236	3,717	46.2	7.3	17	3.3	37	7.2	81t	42/347	51.9	

1982 ★ DALLAS COWBOYS STATISTICS ★ 1982

FIRST PLACE, NFC EAST HEAD COACH: TOM LANDRY				
PRESEASON (3-1)				
Date	W/L	Score	Opponent	Att.
8/14	L	10-14	BUFFALO	48,612
8/21	W	26-16	@ San Diego	49,182
8/28	W	36-21	NEW ENGLAND	50,113
9/4	W	20-14	HOUSTON	60,150
REGULAR SEASON (6-3)				
9/13	L	28-36	PITTSBURGH	63,431
9/19	W	24-7	@ St. Louis	50,705
9/26			@ Minnesota	canceled
10/3			N.Y. GIANTS	canceled
10/10			WASHINGTON	canceled
10/17			@ Philadelphia	canceled
10/24			@ Cincinnati	canceled
10/31			@ N.Y. Giants	canceled
11/7			ST. LOUIS	canceled
11/14			@ San Francisco	canceled
11/21	W	14-9	TAMPA BAY	49,578
11/25	W	31-14	CLEVELAND	46,267
12/5	W	24-10	@ Washington	54,633
12/13	W	31-7	@ Houston	51,808
12/19	W	27-7	NEW ORLEANS	64,506
12/26	L	20-24	PHILADELPHIA	46,199
1/3/83	L	27-31	@ Minnesota	60,007
1982 SUPER BOWL TOURNAMENT				
1/9/83	W	30-17	TAMPA BAY	65,042
1982 SUPER BOWL TOURNAMENT				
1/16/83	W	37-26	Green Bay	63,972
1982 NFC CHAMPIONSHIP GAME				
1/22/83	L	17-31	@ Washington	55,045

TEAM STATISTICS	DALLAS	OPP
FIRST DOWNS.....	180.....	163
Rushing.....	70.....	57
Passing.....	99.....	95
Penalty.....	11.....	11
Third Down-Made/Att.....	44/111.....	42/125
Third Down Efficiency.....	39.6.....	33.6
Fourth Down-Made/Att.....	5/11.....	7/15
TOTAL NET YARDS.....	3,199.....	2,753
Avg. Per Game.....	355.4.....	305.9
Total Plays.....	579.....	581
Avg. Per Play.....	5.5.....	4.7
NET YARDS RUSHING.....	1,313.....	1,011
Avg. Per Game.....	145.9.....	112.3
Total Rushes.....	296.....	260
Avg. Per Rush.....	4.4.....	3.9
NET YARDS PASSING.....	1,866.....	1,742
Sacked/Yards Lost.....	25/264.....	32/260
Gross Yards.....	2,150.....	2,002
Attempts/Completions.....	258/160.....	289/152
Pct. of Completions.....	62.0.....	52.6
Had Intercepted.....	14.....	15
PUNTS/AVERAGE.....	37/41.7.....	49/42.7
Net Punting Average.....	37.4.....	35.3
PUNT RET./AVG.....	30/8.1.....	21/5.6
KICKOFF RET./AVG.....	32/20.3.....	41/22.8
INT./AVG. RET.....	15/10.9.....	14/9.8
PENALTIES/YARDS.....	42/304.....	52/431
FUMBLES/BALL LOST.....	29/12.....	20/10
TOUCHDOWNS.....	28.....	17
Rushing.....	10.....	5
Passing.....	16.....	10
Returns.....	2.....	2
EXTRA POINTS/ATTEMPTS.....	28/28.....	16/17
FIELD GOALS/ATTEMPTS.....	10/14.....	9/15
AVG. TIME OF POSS.....	30:49.....	29:11

RUSHING	ATT	YDS	AVG	LG	TD
Dorsett	177	745	4.2	99	5
Springs	59	243	4.1	46	2
Newsome	15	98	6.5	25	1
D. White	17	91	5.4	21	0
Newhouse	14	79	5.6	27	1
T. Hill	1	22	22.0	22	0
Peoples	7	22	3.1	7	0
Johnson	1	9	9.0	9	0
DuPree	1	6	6.0	6	1
Hogeboom	3	0	0.0	0	0
Cosbie	1	-2	-2.0	-2	0
Cowboys	296	1,313	4.4	99	10
Opponents	260	1,011	3.9	32	5

RECEIVING	NO	YDS	AVG	LG	TD
T. Hill	35	526	15.0	47	1
Cosbie	30	441	14.7	45	4
Pearson	26	382	14.7	48	3
Dorsett	24	179	7.5	17	0
Springs	17	163	9.6	34	2
Johnson	12	269	22.4	49	3
DuPree	7	41	5.9	12	2
Newsome	6	118	19.7	46	1
Donley	2	23	11.5	12	0
Saldivi	1	8	8.0	8	0
Cowboys	160	2,150	13.4	49	16
Opponents	152	2,002	13.2	54	10

INTERCEPTIONS	NO	YDS	AVG	LG	TD
Walls	7	61	8.7	37	0
Thurman	3	75	25.0	60	1
Downs	1	22	22.0	22	0
Dickerson	1	4	4.0	4	0
Breunig	1	1	1.0	1	0
Clinkscale	1	0	0.0	0	0
E. Jones	1	0	0.0	0	0
Cowboys	15	163	10.9	60	1
Opponents	14	125	8.9	33	1

PUNTING	NO	YDS	AVG	TB	INT	LG	BL	NET
D. White	37	1,542	41.7	2	6	56	0	37.4
Cowboys	37	1,542	41.7	2	6	56	0	37.4
Opp.	49	2,093	42.7	6	9	60	0	35.3

PUNT RETURNS	NO	FC	YDS	AVG	LG	TD
Fellows	25	0	189	7.6	17	0
R. Hill	4	0	39	9.8	26	0
Donley	1	0	14	14.0	14	0
Cowboys	30	0	242	8.1	26	0
Opponents	21	3	118	5.6	14	0

KICKOFF RETURNS	NO	YDS	AVG	LG	TD
Fellows	16	359	22.4	35	0
Donley	8	15	18.9	33	0
Newsome	4	74	18.5	26	0
J. Jones	2	46	23.0	27	0
Thurman	1	17	17.0	17	0
Cosbie	1	4	4.0	4	0
Cowboys	32	651	20.3	35	0
Opponents	41	936	22.8	40	0

PASSING	ATT	COMP	YDS	PCT	AVG	TD	T	INT	PCT	LG	SKS/YDS	RATING
D. White	247	156	2,079	63.2	8.4	16	6.5	12	4.9	49	25/264	91.1
Hogeboom	8	3	45	37.5	5.6	0	0.0	1	12.5	26	0/0	17.2
Pearson	2	1	26	50.0	13.0	0	0.0	1	50.0	26	0/0	56.3
Dorsett	1	0	0	0.0	0.0	0	0.0	0	0.0	0	0/0	59.6
Cowboys	258	160	2,150	62.0	8.3	16	6.2	14	5.4	49	25/264	86.6
Opponents	289	152	2,002	52.6	6.9	10	3.5	15	5.2	54	32/260	64.8

SCORE BY QUARTERS	1	2	3	4	OT	T
Cowboys	17	100	51	58	0	226
Opponents	23	34	27	61	0	145

FIELD GOALS	11-19	20-29	30-39	40-49	50+
Septien	1-1	3-3	3-4	2-4	1-2
Cowboys	1-1	3-3	3-4	2-4	1-2
Opponents	0-0	6-8	1-2	2-5	0-0

Septien: (52M),(44M,25),(C),(C),(C),(C),(C),(C),(C),(C),(32M,40),(31),(22,36,53),(18,33),(47M,42,22)
Opponents: (35B,26,43,40),(40M),(C),(C),(C),(C),(C),(C),(C),(C),(26,27,26,24M),(1,38),(1,29B,40M,43M),(22),(28)

SCORING	TDR	TDP	TDR1	FG	PAT	S	TP
Septien	0	0	0	10/14	28/28	0	58
Dorsett	5	0	0	0/0	0/0	0	30
Cosbie	0	4	0	0/0	0/0	0	24
Springs	2	2	0	0/0	0/0	0	24
DuPree	1	2	0	0/0	0/0	0	18
Johnson	0	3	0	0/0	0/0	0	18
Pearson	0	3	0	0/0	0/0	0	18
Newsome	1	1	0	0/0	0/0	0	12
Downs	0	0	1a	0/0	0/0	0	6
T. Hill	0	1	1b	0/0	0/0	0	6
Newhouse	1	0	0	0/0	0/0	0	6
Thurman	0	0	0	0/0	0/0	0	6
Cowboys	10	16	2	10/14	28/28	0	226
Opponents	5	10	2*	9/15	16/17	0	145

a 86 fumble return vs. Houston (12/13)
b 60 interception return vs. Minnesota (1/3)

* Brown 0 fumble return vs. Philadelphia (12/26)
Turner 33 interception return vs. Minnesota (1/3)

USUAL STARTERS

WR Tony Hill	LE Ed Jones
LT Pat Donovan	LT John Dutton
LG Howard Richards	RT Randy White
C Tom Raftery	RE Harvey Martin
RG Kurt Peterson	LLB Mike Hegman
RT Jim Cooper	MLB Bob Breunig
TE Doug Cosbie	RLB Guy Brown
WR Drew Pearson	LCB Everson Walls
QB Danny White	RCB Dennis Thurman
RB Tony Dorsett	SS Benny Barnes
FB Ron Springs	FS Michael Downs

K Raphael Septien
P Danny White

Pro Bowlers in Bold

1983 ★ DALLAS COWBOYS STATISTICS ★ 1983

STAFF

PLAYERS

2015 SEASON

RECORDS

PLAYOFF
RECORDS

1983
STATISTICS

SIDELINES

Second Place, NFC East
Head Coach: Tom Landry

PRESEASON (3-1)				
Date	W/L	Score	Opponent	Att.
8/6	W	20-17	MIAMI	46,826
8/15	W	30-7	@ L.A. Rams	54,268
8/20	L	7-24	PITTSBURGH	62,164
8/27	W	34-31	HOUSTON	54,363
REGULAR SEASON (12-4)				
9/5	W	31-30	@ Washington	55,045
9/11	W	34-17	@ St. Louis	48,532
9/18	W	28-13	N.Y. GIANTS	62,347
9/25	W	21-20	NEW ORLEANS	62,136
10/2	W	37-24	@ Minnesota	60,774
10/9	W	27-24	TAMPA BAY (OT)	63,308
10/16	W	37-7	PHILADELPHIA	63,070
10/23	L	38-40	L.A. RAIDERS	64,991
10/30	W	38-20	@ N.Y. Giants	76,142
11/6	W	27-20	@ Philadelphia	71,236
11/13	L	23-24	@ San Diego	46,192
11/20	W	41-21	KANSAS CITY	64,103
11/24	W	35-17	ST. LOUIS	60,764
12/4	W	35-10	@ Seattle	63,352
12/11	L	10-31	WASHINGTON	65,074
12/19	L	17-42	@ San Francisco	59,957
1983 WILD CARD GAME				
12/26	L	17-24	L.A. RAMS	43,521

TEAM STATISTICS	DALLAS	OPP
FIRST DOWNS	342	286
Rushing	109	82
Passing	205	181
Penalty	28	23
Third Down-Made/Att.	94/225	80/222
Third Down Efficiency	41.8	36.0
Fourth Down-Made/Att.	4/9	9/17
TOTAL NET YARDS	5,959	5,427
Avg. Per Game	372.4	339.2
Total Plays	1,110	1,025
Avg. Per Play	5.4	5.3
NET YARDS RUSHING	2,117	1,499
Avg. Per Game	132.3	93.7
Total Rushes	519	410
Avg. Per Rush	4.1	3.7
NET YARDS PASSING	3,842	3,928
Sacked/Yards Lost	37/314	57/437
Gross Yards	4,156	4,365
Attempts/Completions	554/346	558/299
Pct. of Completions	62.5	53.6
Had Intercepted	25	27
PUNTS/AVERAGE	83/39.4	84/41.9
Net Punting Average	31.4	34.0
PUNT RET./AVG.	51/9.0	53/11.1
KICKOFF RET./AVG.	70/19.3	78/23.2
INT./AVG. RET.	27/17.3	25/14.3
PENALTIES/YARDS	99/847	100/873
FUMBLES/BALL LOST	30/14	31/21
TOUCHDOWNS	59	42
Rushing	21	12
Passing	31	27
Returns	7	3
EXTRA POINTS/ATTEMPTS	57/59	42/42
FIELD GOALS/ATTEMPTS	22/27	22/30
AVG. TIME OF POSS.	33:08	26:52

RUSHING	ATT	YDS	AVG	LG	TD			
Dorsett	289	1,321	4.6	77	8			
Springs	149	541	3.6	19	7			
Newsome	44	185	4.2	20	2			
Newhouse	9	34	3.8	8	0			
D. White	18	31	1.7	22	4			
Pearson	2	13	6.5	10	0			
T. Hill	1	2	2.0	2	0			
Johnson	1	0	0.0	0	0			
Hogeboom	6	-10	-1.7	-1	0			
Cowboys	519	2,117	4.1	77	21			
Opponents	410	1,499	3.7	32	12			
RECEIVING	NO	YDS	AVG	LG	TD			
Springs	73	589	8.1	80	1			
T. Hill	49	801	16.4	75	7			
Pearson	47	545	11.6	32	5			
Cosbie	46	588	12.8	61	6			
Johnson	41	561	13.7	46	3			
Dorsett	40	287	7.2	19	1			
Donley	18	370	20.6	47	2			
Newsome	18	250	13.9	52	4			
DuPre	12	142	11.8	28	1			
D. White	1	15	15.0	15	1			
Rafferty	1	8	8.0	8	0			
Cowboys	346	4,156	12.0	80	31			
Opponents	299	4,365	14.6	83	27			
INTERCEPTIONS	NO	YDS	AVG	LG	TD			
Thurman	6	49	8.2	34	0			
Fellows	5	139	27.8	58	1			
Downs	4	80	20.0	28	0			
Walls	4	70	17.5	37	0			
Clinkscale	2	68	34.0	68	1			
T. Hill	2	12	6.0	12	0			
Bates	1	29	29.0	29	0			
Jones	1	12	12.0	12	0			
Dickerson	1	8	8.0	8	0			
Breunig	1	0	0.0	0	0			
Cowboys	27	467	17.3	68	2			
Opponents	25	358	14.3	48	1			
PUNTING	NO	YDS	AVG	TD	INT	LG	BL	NET
D. White	38	1,543	40.6	3	6	50	1	36.0
Warren	39	1,551	39.8	1	8	54	0	32.0
Miller	5	178	35.6	0	2	43	0	21.2
Cowboys	83	3,272	39.4	4	16	54	1	31.4
Opp.	84	3,515	41.9	10	23	59	0	34.0
PUNT RETURNS	NO	FC	YDS	AVG	LG	TD		
R. Hill	30	2	232	7.7	37	0		
Fellows	10	3	75	7.5	14	0		
Allen	9	1	153	17.0	68	1		
Donley	1	0	1	1.0	1	0		
Newhouse	1	0	0	0.0	0	0		
Cowboys	51	6	461	9.0	68	1		
Opponents	53	9	588	11.1	56	0		
KICKOFF RETURNS	NO	YDS	AVG	LG	TD			
Fellows	43	855	19.9	53	0			
R. Hill	13	243	18.7	40	0			
Allen	8	178	22.3	31	0			
Cosbie	2	17	8.5	10	0			
Newsome	1	28	28.0	28	0			
McSwain	1	17	17.0	17	0			
Springs	1	13	13.0	13	0			
Hutther	1	0	0.0	0	0			
Cowboys	70	1,351	19.3	53	0			
Opponents	78	1,806	23.2	66	0			

SCORE BY QUARTERS	1	2	3	4	OT	T	
Cowboys	75	154	79	168	3	479	
Opponents	120	84	70	86	0	360	
FIELD GOALS	11-19	20-29	30-39	40-49	50+		
Septien	0-0	5-5	8-8	9-12	0-2		
Cowboys	0-0	5-5	8-8	9-12	0-2		
Opponents	2-2	8-8	7-8	4-8	1-4		
Septien: (26),(45,24),(1),(41,34),(45,53M,45,35), (41,48M,42),(31,46,34),(23),(42M,36), (39,23),(50M,37),(25,40),(1),(35), (47,46M)							
Opponents: (23,30,39,31M),(23),(31,27), (45M,19,42,43B),(41),(48,47M),(1), (37,24,26,26),(27,29),(52M,19,37),(37), (51M),(42),(54),(49M,38),(52M)							
SCORING	TD	TOP	TD	FG	PAT	S	TP
Septien	0	0	0	22/27	57/59	0	123
Dorsett	8	1	0	0/0	0/0	0	54
Springs	7	1	0	0/0	0/0	0	48
T. Hill	0	7	0	0/0	0/0	0	42
Cosbie	0	6	0	0/0	0/0	0	36
Newsome	2	4	0	0/0	0/0	0	36
Pearson	0	5	0	0/0	0/0	0	30
D. White	4	1	0	0/0	0/0	0	30
Johnson	0	3	0	0/0	0/0	0	18
Donley	0	2	0	0/0	0/0	0	12
Fellows	0	0	2a	0/0	0/0	0	12
Allen	0	0	1b	0/0	0/0	0	6
Clinkscale	0	0	1c	0/0	0/0	0	6
Downs	0	0	1d	0/0	0/0	0	6
DuPre	0	1	0	0/0	0/0	0	6
Hegman	0	0	1e	0/0	0/0	0	6
Thurman	0	0	1f	0/0	0/0	0	6
Dickerson	0	0	0	0/0	0/0	1+	2
Cowboys	21	31	7	22/27	57/59	0	1479
Opponents	12	27	3*	22/30	42/42	0	360
a 62 blocked FG return vs. New Orleans (9/25) 58 interception return vs. Minnesota (10/2) b 68 punt return vs. Kansas City (11/20) c 68 interception return vs. New York (9/18) d 10 fumble return vs. New York (9/18) e 9 fumble return vs. Los Angeles (10/23) f 0 fumble recovery vs. St. Louis (9/11) + tackle Stabler in end zone vs. New Orleans (9/25)							
* Nelson 21 blocked punt return vs. S.D. (11/13) Wright 48 int. return vs. San Francisco (12/19) McLemore 56 punt return vs. San Francisco (12/19)							

USUAL STARTERS

WR	TE	LE	Ed Jones
Tony Hill (9)	LT	John Dutton	
Butch Johnson (3)	RT	Randy White	
Billy Joe DuPre (3)	RB	Harvey Martin	
Pat Donovan	RE	Mike Hegman	
Herb Scott	LLB	Bob Breunig	
Tom Rafferty	MLB	Anthony Dickerson	
Kurt Peterson	LCB	Everson Walls	
Jim Cooper	TE	Dennis Thurman	
Doug Cosbie	RCB	Sebastian D. White	
Drew Pearson	SS	Dexter Clinkscale	
QB Danny White	FS	Michael Downs	
RB Tony Dorsett	P	Danny White (10)	
FB Ron Springs		John Warren (3)	

K Raphael Septien

Pro Bowlers in Bold

PASSING	ATT	COMP	YDS	PCT	AVG	TD	PCT	INT	PCT	LG	SKS/YDS	RATING
D. White	533	334	3,980	62.7	7.5	29	5.4	23	4.3	80	37/314	85.6
Hogeboom	17	11	161	64.7	9.5	1	5.9	1	5.9	24	0/0	90.6
Springs	2	1	15	50.0	7.5	1	50.0	0	0.0	15	0/0	121.0
Dorsett	1	0	0	0.0	0.0	0	0.0	0	0.0	0	0/0	39.6
Pearson	1	0	0	0.0	0.0	0	0.0	1	100.0	0	0/0	39.6
Cowboys	554	346	4,156	62.5	7.5	31	5.6	25	4.5	80	37/314	85.2
Opponents	558	299	4,365	53.6	7.8	27	4.8	27	4.8	83	57/437	75.3

1984 ★ DALLAS COWBOYS STATISTICS ★ 1984

FOURTH PLACE, NFC EAST HEAD COACH: TOM LANDRY

PRESEASON (3-1)				
Date	W/L	Score	Opponent	Att.
8/4	W	31-17	GREEN BAY	43,371
8/11	W	24-13	@ San Diego	50,740
8/16	L	10-20	PITTSBURGH	55,558
8/25	W	31-24	HOUSTON	53,877
REGULAR SEASON (9-7)				
9/3	W	20-13	@ L.A. Rams	65,403
9/9	L	7-28	@ N.Y. Giants	75,921
9/16	W	23-17	PHILADELPHIA	64,521
9/23	W	20-6	GREEN BAY	64,222
9/30	W	23-14	@ Chicago	63,623
10/7	L	20-31	ST. LOUIS	61,438
10/14	L	14-34	@ Washington	55,431
10/21	W	30-27	NEW ORLEANS (OT)	50,966
10/28	W	22-3	INDIANAPOLIS	58,724
11/4	L	7-19	N.Y. GIANTS	60,235
11/11	W	24-17	@ St. Louis	48,721
11/18	L	3-14	@ Buffalo	74,391
11/22	W	20-17	NEW ENGLAND	55,341
12/2	W	26-10	@ Philadelphia	66,322
12/9	L	28-30	WASHINGTON	64,286
12/17	L	21-28	@ Miami	74,139

TEAM STATISTICS	DALLAS	OPP
FIRST DOWNS.....	323.....	283
Rushing.....	93.....	106
Passing.....	202.....	155
Penalty.....	28.....	22
Third Down-Made/Att.....	83/238.....	83/247
Third Down Efficiency.....	34.9.....	33.6
Fourth Down-Made/Att.....	3/7.....	5/16
TOTAL NET YARDS.....	5,320.....	5,036
Avg. Per Game.....	332.5.....	314.8
Total Plays.....	1,121.....	1,094
Avg. Per Play.....	4.8.....	4.6
NET YARDS RUSHING.....	1,714.....	2,226
Avg. Per Game.....	107.1.....	139.1
Total Rushes.....	469.....	510
Avg. Per Rush.....	3.7.....	4.4
NET YARDS PASSING.....	3,606.....	2,810
Sacked/Yards Lost.....	48/389.....	57/390
Gross Yards.....	3,995.....	3,200
Attempts/Completions.....	604/322.....	527/250
Pct. of Completions.....	53.3.....	47.4
Had Intercepted.....	26.....	28
PUNTS/AVERAGE.....	108/38.2.....	99/42.8
Net Punting Average.....	34.0.....	36.3
PUNT RET./AVG.....	54/8.3.....	55/4.2
KICKOFF RET./AVG.....	63/19.0.....	65/20.2
INT./AVG. RET.....	28/10.6.....	26/14.7
PENALTIES/YARDS.....	100/947.....	93/854
FUMBLES/BALL LOST.....	35/17.....	35/16
TOUCHDOWNS.....	34.....	36
Rushing.....	12.....	8
Passing.....	19.....	23
Returns.....	3.....	5
EXTRA POINTS/ATTEMPTS.....	33/34.....	35/36
FIELD GOALS/ATTEMPTS.....	23/29.....	19/28
AVG TIME OF POSSESSION.....	29:06.....	31:06

RUSHING	ATT	YDS	AVG	LG	TD
Dorsett	302	1,189	3.9	31	6
Newsome	66	268	4.1	30	5
Springs	68	197	2.9	16	1
D. White	6	21	3.5	8	0
Hogeboom	15	19	1.3	11	0
J. Jones	8	13	1.6	6	0
T. Hill	1	7	7.0	7	0
Donley	2	5	2.5	6	0
Smith	1	-5	-5.0	-5	0

Cowboys	469	1,714	3.7	31	12
Opponents	510	2,226	4.4	85	8

RECEIVING	NO	YDS	AVG	LG	TD
Cosbie	60	789	13.2	36	4
Hill	58	864	14.9	66	5
Dorsett	51	459	9.0	68	1
Springs	46	454	9.9	57	3
Renfro	35	583	16.7	60	2
Donley	32	473	14.8	49	2
Newsome	26	263	10.1	29	0
J. Jones	7	57	8.1	19	1
Cornwell	2	23	11.5	13	1
Harris	1	9	9.0	9	0
Phillips	1	6	6.0	6	0
Pozderac	1	1	1.0	1	0
Carmichael	1	7	7.0	7	0
Smith	1	7	7.0	7	0

Cowboys	322	3,995	12.4	68	19
Opponents	250	3,200	12.8	80	23

INTERCEPTIONS	NO	YDS	AVG	LG	TD
Downs	7	126	18.0	27	1
Thurman	5	81	16.2	43	1
Clinkscale	3	32	10.7	23	0
Walls	3	12	4.0	12	0
Fellows	3	3	1.0	3	0
Hegman	3	3	1.0	3	0
Lockhart	1	32	32.0	32	0
Scott	1	5	5.0	5	0
Bates	1	3	3.0	3	0
Dickerson	1	0	0.0	0	0
Cowboys	28	297	10.6	43	2
Opponents	26	372	14.3	49	4

PUNTING	NO	YDS	AVG	TB	INT	LG	BL	NET
D. White	82	3,151	38.4	8	21	54	0	36.0
Warren	21	799	38.1	3	4	48	0	32.0
Miller	5	173	34.6	0	1	41	0	21.2
Cowboys	108	4,123	38.2	11	25	54	0	34.0
Opp.	99	4,236	42.8	10	23	59	1	36.3

PUNT RETURNS	NO	FC	YDS	AVG	LG	TD
Allen	54	15	446	8.3	18	0
Cowboys	54	15	446	8.3	18	0
Opponents	55	19	230	4.2	19	0

KICKOFF RETURNS	NO	YDS	AVG	LG	TD
Allen	33	666	20.2	34	0
McSwain	20	403	20.2	32	0
Fellows	6	94	15.7	23	0
Salonen	2	30	15.0	22	0
Granger	2	6	3.0	5	0
Cowboys	63	1,199	19.0	34	0
Opponents	65	1,310	20.2	64	0

	PCT		PCT		LG	SKS/YDS	RATING
TD	TD	INT	INT				
7	1.9	14	3.8	68t	26/211	63.7	
11	4.7	11	4.7	66t	22/178	71.5	
1	50.0	0	0.0	49t	0/0	135.4	
0	0.0	0	0.0	0	0/0	39.6	
0	0.0	1	100.0	0	0/0	0.0	
19	3.2	26	4.3	68t	48/389	66.6	
23	4.4	28	5.3	80t	57/390	59.3	

SCORE BY QUARTERS	1	2	3	4	OT	T
Cowboys	65	89	56	95	3	308
Opponents	64	81	91	72	0	308

FIELD GOALS	11-19	20-29	30-39	40-49	50+
Septien	2-2	6-7	9-9	4-8	2-3
Cowboys	2-2	6-7	9-9	4-8	2-3
Opponents	0-0	8-8	7-9	2-8	2-3

Septien: (31,52),(),(28M,47,51,30),(32,42), (44,32,23),(52M,35,36),(),(36,27,41), (19,19,24),(),(42M,35,48M,45B), (20,47M),(28,23),(32),(),()

Opponents: (31,36),(),(39,39M),(37M),(41M,43M), (46M,22),(20,22,47M),(49,50,45M),(52), (40,38,23,27),(49B,30),(),(29,56M), (23),(31,34,21),(),()

SCORING	TDR	TDP	TDR	FG	PAT	S	TP
Septien	0	0	0	23/29	33/34	0	102
Dorsett	6	1	0	0/0	0/0	0	42
T. Hill	0	5	0	0/0	0/0	0	30
Newsome	5	0	0	0/0	0/0	0	30
Cosbie	0	4	0	0/0	0/0	0	24
Springs	1	3	0	0/0	0/0	0	12
Donley	2	0	0	0/0	0/0	0	24
Renfro	0	2	0	0/0	0/0	0	12
Cornwell	0	1	0	0/0	0/0	0	6
Downs	0	0	1a	0/0	0/0	0	6
Jeffcoat	0	0	1b	0/0	0/0	0	6
J. Jones	0	1	0	0/0	0/0	0	6
Thurman	0	0	1c	0/0	0/0	0	6
Dutton	0	0	0	0/0	0/0	1+	2
Cowboys	12	19	3	23/29	33/34	1	308
Opponents	8	23	5*	19/28	35/36	0	308

- a 27 interception return vs. New England (11/22)
- b 0 fumble recovery vs. New Orleans (10/21)
- c 38 interception return vs. Philadelphia (12/2)
- + tackle in end zone vs. Philadelphia (12/2)
- * Headen 81 fumble return vs. N.Y. Giants (9/9)
- R. Brown 5 int. return vs. Green Bay (9/23)
- Coleman 49 int. return vs. Washington (10/14)
- Winston 43 int. return vs. New Orleans (10/21)
- Green 32 interception return vs. Washington (12/9)

USUAL STARTERS

WR	Tony Hill (11)	LE	Ed Jones
	Doug Donley (4)	LT	John Dutton
LT	Phil Pozderac (7)	RT	Randy White
	Hert Scott (5)	RE	Jim Jeffcoat
	Howard Richards (4)	RLB	Mike Hegman
LG	Glen Tiltersor (12)	MLB	Bob Breunig (8)
	Hert Scott (4)	OLB	Eugene Lockhart (8)
C	Tom Rafferty	RLB	Anthony Dickerson
RG	Jim Cooper (7)	LCB	Everson Walls
	Phil Pozderac (7)	RCB	Ron Falls
TE	Kurt Peterson	SS	Dextor Clinkscale
DT	Doug Cosbie	FS	Michael Downs
WR	Mike Renfro (11)		
	Doug Donley (5)	K	Raphel Septien
QB	Gary Hogeboom (10)	P	Danny White (12)
	Danny White (6)		John Warren (3)
RB	Tony Dorsett	ST	Bill Bates
FB	Ron Springs (12)		
	Timmy Newsome (4)		<i>Pro Bowlers in Bold</i>

1985 ★ DALLAS COWBOYS STATISTICS ★ 1985

STAFF

PLAYERS

2015 SEASON

RECORDS

PLAYOFF
RECORDS

1985
STATISTICS

SIDELINES

FIRST PLACE, NFC EAST HEAD COACH: TOM LANDRY			
PRESEASON (4-0)			
Date	W/L	Score Opponent	Att.
8/10	W	27-3 GREEN BAY	41,847
8/17	W	27-24 @ San Diego (OT)	48,596
8/26	W	15-13 CHICAGO	49,540
8/31	W	20-10 HOUSTON	53,812
REGULAR SEASON (10-6)			
9/9	W	44-14 WASHINGTON	62,292
9/15	L	21-26 @ Detroit	72,985
9/22	W	20-7 CLEVELAND	61,456
9/29	W	17-10 @ Houston	49,686
10/6	W	30-29 @ N.Y. Giants	74,981
10/13	W	27-13 PITTSBURGH	62,932
10/20	L	14-16 @ Philadelphia	70,114
10/27	W	24-10 ATLANTA	57,941
11/4	L	10-21 @ St. Louis	49,347
11/10	W	13-7 @ Washington	55,750
11/17	L	0-44 CHICAGO	63,855
11/24	W	34-17 PHILADELPHIA	54,047
11/28	W	35-17 ST. LOUIS	54,125
12/8	L	24-50 @ Cincinnati	56,936
12/15	W	28-21 N.Y. GIANTS	62,310
12/22	L	16-31 @ San Francisco	60,114
1985 DIVISIONAL PLAYOFF			
1/4/86	L	0-20 @ L.A. Rams	66,351

TEAM STATISTICS			DALLAS	OPP
FIRST DOWNS			336	312
Rushing			95	98
Passing			208	193
Penalty			33	21
Third Down-Made/Att.			96/227	87/228
Third Down Efficiency			42.3	38.2
Fourth Down-Made/Att.			5/9	7/17
TOTAL NET YARDS			5,602	5,608
Avg. Per Game			350.1	350.5
Total Plays			1,093	1,076
Avg. Per Play			5.1	5.2
NET YARDS RUSHING			1,741	1,853
Avg. Per Game			108.8	115.8
Total Rushes			462	465
Avg. Per Rush			3.8	4.0
NET YARDS PASSING			3,861	3,755
Sacked/Yards Lost			44/375	62/459
Gross Yards			4,236	4,214
Attempts/Completions			587/344	549/279
Pct. of Completions			58.6	50.8
Had Intercepted			25	33
PUNTS/AVERAGE			83/41.4	78/41.3
Net Punting Average			35.3	36.7
PUNT RET./AVG.			40/5.9	44/6.5
KICKOFF RET./AVG.			62/19.5	68/19.3
INT./AVG. RET.			33/8.0	25/12.8
PENALTIES/YARDS			100/758	108/990
FOULS/BALL LOST			29/16	24/15
TOUCHDOWNS			43	40
Rushing			11	18
Passing			27	20
Returns			5	2
EXTRA POINTS/ATTEMPTS			42/43	37/40
FIELD GOALS/ATTEMPTS			19/28	18/27
AVG TIME OF POSSESSION			30:34	29:26

RUSHING		ATT	YDS	AVG	LG	TD			
Dorsett		305	1,307	4.3	60t	7			
Newsome		88	252	2.9	15	2			
Hogeboom		8	48	6.0	15	1			
D. White		22	44	2.0	21	1			
Williams		13	40	3.1	9	0			
Lavette		13	34	2.6	10	0			
Fowler		7	25	3.6	6	0			
J. Jones		1	0	0.0	0	0			
Banks		1	-1	-1.0	-1	0			
Pelluer		3	-2	-0.7	1	0			
Hill		1	-6	-6.0	-6	0			
Cowboys		462	1,741	3.8	60t	11			
Opponents		465	1,853	4.0	74t	18			
RECEIVING		NO	YDS	AVG	LG	TD			
Hill		74	1,113	15.0	53t	7			
Cosbie		64	793	12.4	42	6			
Renfro		60	955	15.9	58t	8			
Dorsett		46	449	9.8	56t	3			
Newsome		46	361	7.9	24	1			
J. Jones		24	179	7.5	35	0			
Powe		15	237	16.9	34	0			
Cornwell		6	77	12.8	32	1			
Fowler		5	24	4.8	10	0			
Gonzalez		3	28	9.3	13	0			
D. White		1	12	12.0	12t	1			
Lavette		1	8	8.0	8	0			
Cowboys		344	4,236	12.3	58t	27			
Opponents		279	4,214	15.1	70t	20			
INTERCEPTIONS		NO	YDS	AVG	LG	TD			
Walls		9	31	3.4	19	0			
Thurman		5	21	4.2	21t	1			
Fellows		4	52	13.0	29	0			
Bates		4	15	3.8	8	0			
Clinkscale		3	16	5.3	11	0			
Downs		3	11	3.7	11	0			
Scott		2	26	13.0	26t	1			
Jeffcoat		1	65	65.0	65t	1			
Lockhart		1	19	19.0	19t	1			
Hegman		1	7	7.0	7	0			
Cowboys		33	263	8.0	65t	4			
Opponents		25	319	12.8	47	2			
PUNTING		NO	YDS	AVG	TB	IN20	LG	BL	NET
Saxon		82	3,396	41.9	10	20	57	1	35.6
D. White		1	43	43.0	1	0	43	0	36.0
Cowboys		83	3,439	41.4	11	20	57	1	35.3
Opp.		78	3,218	41.3	6	23	60	1	36.7
PUNT RETURNS		NO	FC	YDS	AVG	LG	TD		
Bates		22	6	152	6.9	21	0		
Gonzalez		15	5	58	3.9	13	0		
Banks		3	3	27	9.0	28	0		
Cowboys		40	14	237	5.9	28	0		
Opponents		44	10	286	6.5	19	0		
KICKOFF RETURNS		NO	YDS	AVG	LG	TD			
Lavette		34	682	20.1	34	0			
Duckett		9	173	19.2	25	0			
J. Jones		9	161	17.9	26	0			
Williams		6	129	21.5	30	0			
Fowler		3	48	16.0	20	0			
Powe		1	17	17.0	17	0			
Cowboys		62	1,210	19.5	34	0			
Opponents		68	1,310	19.3	43	0			

SCORE BY QUARTERS		1	2	3	4	OT	T		
Cowboys		55	122	78	102	0	357		
Opponents		66	73	98	96	0	333		
FIELD GOALS		11-19	20-29	30-39	40-49	50+			
Septien		1-1	5-5	8-11	4-9	1-2			
Cowboys		1-1	5-5	8-11	4-9	1-2			
Opponents		0-0	3-4	10-11	5-11	0-1			
Septien: (53,39,43),(42M,44M),(39,49M,33), (47M,33M,36M,35,36M),(22,29,31), (47M,38,39),(1,28),(18),(40,50M,36), (1,1),(1),(21),(1),(29,48,41)									
Opponents: (1,34,46,48M),(1),(33,37M), (23,37,47),(48,49M,34),(39,33,36), (38,46M,27M),(45M),(49M),(44,46,22), (26),(38,53M),(49M),(1),(39)									
SCORING		TD	R	TOP	TDRI	FG	PAT	S	TP
Septien		0	0	0	19/28	42/43	0	99	
Dorsett		7	3	0	0/0	0/0	0	60	
Renfro		0	8	0	0/0	0/0	0	48	
Hill		0	7	0	0/0	0/0	0	42	
Cosbie		0	6	0	0/0	0/0	0	36	
Newsome		2	1	0	0/0	0/0	0	18	
D. White		1	1	0	0/0	0/0	0	12	
Cornwell		0	1	0	0/0	0/0	0	6	
Hogeboom		1	0	0	0/0	0/0	0	6	
Jeffcoat		0	0	1a	0/0	0/0	0	6	
Lockhart		0	0	1b	0/0	0/0	0	6	
Penn		0	0	1c	0/0	0/0	0	6	
Scott		0	0	1d	0/0	0/0	0	6	
Thurman		0	0	1e	0/0	0/0	0	6	
Cowboys		11	27	5	19/28	42/43	0	357	
Opponents		8	20	2*	18/27	37/40	1	333	
a 65 interception return vs. N.Y. Giants (12/15)									
b 19 interception return vs. Pittsburgh (10/13)									
c 46 block punt return vs. Cincinnati (12/8)									
d 26 interception return vs. Washington (9/9)									
e 21 interception return vs. Washington (9/9)									
* Dent 1 interception return vs. Chicago (11/17)									
Richardson 36 int. return vs. Chicago (11/17)									
+ Browner safety vs. Cincinnati (12/8)									

USUAL STARTERS			
WR	Tony Hill	LE	Ed Jones
LT	Chris Schultz (8)	LT	John Dutton
	Phil Pozderac (7)	RT	Randy White
LG	Glen Tiensor	RE	Jim Jeffcoat
C	Tom Rafferty	LLB	Mike Hegman
RC	Kurt Peterson	MLB	Eugene Lockhart
RT	Jim Cooper	RLB	Jeff Rohrer
TE	Doug Cosbie	LCB	Eversen Walls
QB	Mike Renfro	RCB	Ron Fellows (11)
WR	Danny White		Victor Scott (3)
RB	Tony Dorsett	SS	Dextor Clinkscale
FB	Timmy Newsome	FS	Michael Downs
K	Raphael Septien	Pro Bowlers in Bold	
P	Mike Saxon		

PASSING		ATT	COMP	YDS	PCT	AVG	TD	PCT	INT	PCT	LG	SKS/YDS	RATING
D. White		450	267	3,157	59.3	7.0	21	4.7	17	3.8	56t	30/257	80.6
Hogeboom		126	70	978	55.6	7.8	5	4.0	7	5.6	58t	14/118	70.8
Pelluer		8	5	47	62.5	5.9	0	0.0	0	0.0	28	0/0	78.7
Hill		1	1	42	100.0	42.0	0	0.0	0	0.0	42	0/0	118.8
J. Jones		2	1	12	50.0	6.0	1	50.0	1	50.0	12t	0/0	68.8
Cowboys		587	344	4,236	58.6	7.2	27	4.6	25	4.3	58t	44/375	78.6
Opponents		549	279	4,214	50.8	7.7	20	3.6	33	6.0	70t	62/459	63.5

1986 ★ DALLAS COWBOYS STATISTICS ★ 1986

THIRD PLACE, NFC EAST HEAD COACH: TOM LANDRY				
PRESEASON (0-5)				
Date	W/L	Score	Opponent	Att.
8/3	L	6-17	Chicago @ London	82,699
8/9	L	0-20	@ San Diego	47,744
8/16	L	19-24	@ L.A. Raiders	52,153
8/22	L	28-41	PITTSBURGH	54,299
8/30	L	14-17	HOUSTON	62,239
REGULAR SEASON (7-9)				
9/8	W	31-28	N.Y. GIANTS	59,804
9/14	W	31-7	@ Detroit	73,812
9/21	L	35-37	ATLANTA	62,880
9/29	W	31-7	@ St. Louis	49,077
10/5	L	14-29	@ Denver	76,082
10/12	W	30-6	WASHINGTON	63,264
10/19	W	17-14	@ Philadelphia	68,572
10/26	W	37-6	ST. LOUIS	60,756
11/2	L	14-17	@ N.Y. Giants	74,871
11/9	L	13-17	L.A. RAIDERS	61,708
11/16	W	24-21	@ San Diego	55,622
11/23	L	14-41	@ Washington	55,642
11/27	L	14-31	SEATTLE	58,023
12/7	L	10-29	@ L.A. Rams	64,949
12/14	L	21-23	PHILADELPHIA	46,117
12/21	L	10-24	CHICAGO	57,256

TEAM STATISTICS				DALLAS	OPP
FIRST DOWNS.....	325	286			
Rushing.....	98	118			
Passing.....	199	148			
Penalty.....	28	20			
Third Down-Made/Att.....	80/213	89/226			
Third Down Efficiency.....	37.6	39.4			
Fourth Down-Made/Att.....	6/14	4/7			
TOTAL NET YARDS.....	5,474	4,985			
Avg. Per Game.....	342.2	311.6			
Total Plays.....	1,054	1,017			
Avg. Per Play.....	5.2	4.9			
NET YARDS RUSHING.....	1,969	2,200			
Avg. Per Game.....	123.1	137.5			
Total Rushes.....	447	500			
Avg. Per Rush.....	4.4	4.4			
NET YARDS PASSING.....	3,505	2,785			
Sacked/Balls Lost.....	60/498	53/364			
Gross Yards.....	4,003	3,149			
Attempts/Completions.....	547/319	464/226			
Pct. of Completions.....	58.3	48.7			
Had Intercepted.....	24	17			
PUNTS/AVERAGE.....	87/40.2	87/41.6			
Net Punting Average.....	34.5	36.6			
PUNT RET./AVG.....	46/5.5	41/7.3			
KICKOFF RET./AVG.....	59/20.5	66/20.6			
INT./AVG. RET.....	17/10.8	24/13.8			
PENALTIES/YARDS.....	111/931	90/817			
FUMBLES/BALL LOST.....	44/17	29/18			
TOUCHDOWNS.....	43	41			
Rushing.....	21	17			
Passing.....	21	21			
Returns.....	1	3			
EXTRA POINTS/ATTEMPTS.....	43/43	39/41			
FIELD GOALS/ATTEMPTS.....	15/21	16/30			
AVG TIME OF POSSESSION.....	31:14	28:46			

RUSHING	ATT	YDS	AVG	LG	TD
Dorsett	184	748	4.1	33	5
Walker	151	737	4.9	84	12
Pelluer	41	255	6.2	21	1
Newsome	34	110	3.2	13	2
Collier	6	53	8.8	21	0
Clack	4	19	4.8	8	0
D. White	8	16	2.0	10	1
Sherrard	2	11	5.5	8	0
Cosbie	1	9	9.0	9	0
Lavette	10	6	0.6	5	0
Fowler	6	5	0.8	2	0
Cowboys	447	1,969	4.4	84	21
Opponents	500	2,200	4.4	50	17

RECEIVING	NO	YDS	AVG	LG	TD
Walker	76	837	11.0	84	2
Hill	49	770	15.7	63	3
Newsome	48	421	8.8	30	3
Sherrard	41	744	18.2	68	5
Cosbie	28	312	11.1	22	1
Dorsett	25	267	10.7	36	1
Renfro	22	325	14.8	30	3
Banks	17	202	11.9	23	0
Chandler	6	57	9.5	15	2
Lavette	5	31	6.2	9	1
Fowler	1	19	19.0	19	0
Clack	1	18	18.0	18	0
Cowboys	319	4,003	12.6	84	21
Opponents	232	3,149	13.6	71	21

INTERCEPTIONS	NO	YDS	AVG	LG	TD
Downs	6	54	9.0	31	0
Fellows	5	46	9.2	34	1
Walls	3	46	15.3	24	0
Scott	1	31	31.0	31	0
Lockhart	1	5	5.0	5	0
Holloway	1	1	1.0	1	0
Cowboys	17	183	10.8	34	1
Opponents	24	331	13.8	56	2

PUNTING	NO	YDS	AVG	TB	IN20	LG	BL	NET
Saxon	87	3,498	40.2	10	28	58	1	34.5
Cowboys	87	3,498	40.2	10	28	58	1	34.5
Opp.	87	3,620	41.6	9	17	62	1	36.6

PUNT RETURNS	NO	FC	YDS	AVG	LG	TD
Banks	27	14	160	5.9	20	0
Lavette	18	3	92	5.1	28	0
Holloway	1	0	0	0.0	0	0
Cowboys	46	17	252	5.5	28	0
Opponents	41	14	301	7.3	26	0

KICKOFF RETURNS	NO	YDS	AVG	LG	TD
Lavette	36	699	19.4	37	0
Clack	19	421	22.2	51	0
Newsome	2	32	16.0	18	0
Banks	1	56	56.0	56	0
Tuinei	1	0	0.0	0	0
Cowboys	59	1,208	20.5	56	0
Opponents	66	1,358	20.6	38	0

SCORE BY QUARTERS	1	2	3	4	OT	T
Cowboys	61	105	62	118	0	346
Opponents	44	136	74	83	0	337

FIELD GOALS	11-19	20-29	30-39	40-49	50+
Septien	0-0	4-5	6-7	4-7	1-2
Cowboys	0-0	4-5	6-7	4-7	1-2
Opponents	1-1	4-5	5-8	5-7	1-9

Septien: (35),(27),(1)(32,42M),(1)(21,37,36),(38),(44,43,47),(33M,42M,63M),(20,44M,20),(33,28M),(1)(1,48),(1)(50)
Opponents: (36M),(1)(47,33,56M,52B,18),(42B),(1)(50M,51M,37M),(50M,31M),(35,36),(25,51M),(45),(44M,55M),(50M,25,41),(42,26M),(37,27),(26,50,40),(31)

SCORING	TDR	TD	TDR	FG	PAT	S	TP
Septien	0	0	0	15/21	43/43	0	88
Walker	12	2	0	0/0	0/0	0	84
Dorsett	5	1	0	0/0	0/0	0	36
Newsome	2	3	0	0/0	0/0	0	30
Sherrard	0	5	0	0/0	0/0	0	30
Hill	0	3	0	0/0	0/0	0	18
Renfro	0	3	0	0/0	0/0	0	18
Chandler	0	2	0	0/0	0/0	0	12
Cosbie	0	1	0	0/0	0/0	0	6
Fellows	0	0	1a	0/0	0/0	0	6
Lavette	0	1	0	0/0	0/0	0	6
Pelluer	1	0	0	0/0	0/0	0	6
D. White	1	0	0	0/0	0/0	0	6
Cowboys	21	21	1	15/21	43/43	0	346
Opponents	17	21	3*	16/30	39/41	2	337

a 34 interception return vs. St. Louis (9/29)

* Pitts 22 fumble return vs. Atlanta (9/21)

Butler 33 interception return vs. Atlanta (9/21)

Irvin 50 interception return vs. L.A. Rams (12/7)

+ R. Jones safety vs. Denver (10/5)

Jeter safety vs. L.A. Rams (12/7)

USUAL STARTERS			
WR	Tony Hill	LE	Ed Jones
LT	Mark Tuinei (11)	RT	John Dutton
	Phil Pozderac (3)	LT	Randy White
LG	Glen Tiltersor	RE	Jim Jeffcoat
C	Tom Raftery	LLB	Mike Hegman
RG	Crawford Ker	MLB	Eugene Lockhart
RT	Jim Cooper (9)	RLB	Jeff Rohrer
	Phil Pozderac (7)	LCB	Everson Walls
TE	Doug Cosbie	RCB	Ron Fellows
WR	Mike Renfro (6)	SS	Bill Bates
	Gordon Banks (5)	FS	Michael Downs
	Mike Sherrard (4)		
QB	Steve Pelluer (9)	K	Raphel Septien
	Danny White (6)	P	Mike Saxon
RB	Tony Dorsett (12)		
	Herschel Walker (4)		
FB	Timmy Newsome (12)		
	Herschel Walker (4)		

Pro Bowlers in Bold

PASSING	ATT	COMP	YDS	PCT	AVG	PCT	TD	INT	PCT	INT	LG	SKS/YDS	RATING
Pelluer	378	215	2,727	56.9	7.2	8	2.1	17	4.5	84	47/362	67.9	
D. White	153	95	1,157	62.1	7.6	12	7.8	5	3.3	63	10/98	97.9	
Collier	15	8	96	53.3	6.4	1	6.7	2	13.3	27	3/38	55.8	
Renfro	1	1	23	100.0	23.0	0	0.0	0	0.0	23	0/0	118.8	
Cowboys	547	319	4,003	58.3	7.3	21	3.8	24	4.4	84	60/498	75.7	
Opponents	464	226	3,149	48.7	6.8	21	4.5	17	3.7	71	53/364	70.8	

1987 ★ DALLAS COWBOYS STATISTICS ★ 1987

STAFF

PLAYERS

2015 SEASON

RECORDS

PLAYOFF
RECORDS

1987
STATISTICS

SIDELINES

SECOND PLACE, NFC EAST HEAD COACH: TOM LANDRY

PRESEASON (1-3)				
Date	W/L	Score	Opponent	Att.
8/15	L	0-29	@ San Diego	48,020
8/22	W	13-3	@ San Francisco	57,598
8/30	L	10-34	L.A. RAIDERS	46,666
9/5	L	13-18	HOUSTON	47,043
REGULAR SEASON (7-8)				
9/13	L	13-24	@ St. Louis	47,241
9/20	W	16-14	@ N.Y. Giants	73,426
9/27			BUFFALO	canceled
10/4	W	38-24	@ N.Y. Jets	12,370
10/11	W	41-22	PHILADELPHIA	40,622
10/19	L	7-13	WASHINGTON	60,415
10/25	L	20-37	@ Philadelphia	61,630
11/2	W	33-24	N.Y. GIANTS	55,730
11/8	L	17-27	@ Detroit	45,325
11/15	W	23-17	@ New Eng. (OT)	60,587
11/22	L	14-20	MIAMI	56,519
11/26	L	38-44	MINNESOTA (OT)	54,229
12/6	L	10-21	ATLANTA	40,013
12/13	L	20-24	@ Washington	54,822
12/21	W	29-21	@ L.A. Rams	60,700
12/27	W	21-16	ST. LOUIS	36,788

TEAM STATISTICS	DALLAS	OPP
FIRST DOWNS.....	293	294
Rushing.....	93	85
Passing.....	176	175
Penalty.....	24	34
Third Down-Made/Att.....	86/222	96/223
Third Down Efficiency.....	38.3	43.1
Fourth Down-Made/Att.....	3/9	6/14
TOTAL NET YARDS.....	5,056	5,061
Avg. Per Game.....	337.1	337.4
Total Plays.....	1,017	1,012
Avg. Per Play.....	5.0	5.0
NET YARDS RUSHING.....	1,865	1,617
Avg. Per Game.....	124.3	107.8
Total Rushes.....	465	459
Avg. Per Rush.....	4.0	3.5
NET YARDS PASSING.....	3,191	3,444
Sacked/Yards Lost.....	52/403	51/337
Gross Yards.....	3,594	3,781
Attempts/Completions.....	500/288	502/289
Pct. of Completions.....	57.6	53.6
Had Intercepted.....	20	23
PUNTS/AVERAGE.....	84/39.6	75/40.6
Net Punting Average.....	33.7	34.0
PUNT RET./AVG.....	41/8.6	45/8.4
KICKOFF RET./AVG.....	64/20.2	65/19.7
INT./AVG. RET.....	23/9.0	20/14.0
PENALTIES/YARDS.....	131/1,091	100/851
FUMBLES/BALL LOST.....	30/20	29/20
TOUCHDOWNS.....	38	42
Rushing.....	17	19
Passing.....	19	21
Returns.....	2	2
EXTRA POINTS/ATTEMPTS.....	37/37	39/41
FIELD GOALS/ATTEMPTS.....	25/29	19/29
AVG TIME OF POSSESSION.....	31:01	29:28

SCORE BY QUARTERS	1	2	3	4	OT	T
Cowboys	71	108	78	77	6	340
Opponents	84	68	79	111	6	348

PASSING	ATT	COMP	YDS	PCT	AVG	TD	PCT	PCT	PCT	LG	SKS/YDS	RATING
D. White	362	215	2,617	59.4	7.2	12	3.3	17	4.7	43	44/353	73.2
Pelluer	101	55	642	54.5	6.4	3	3.0	2	2.0	44	5/35	75.6
Sweeney	28	14	291	50.0	10.4	4	14.3	1	3.6	77	3/13	111.8
Snyder	9	4	44	44.4	4.9	0	0.0	0	0.0	22	0/0	59.5
Cowboys	500	288	3,594	57.6	7.2	19	3.8	20	4.0	77	52/403	76.0
Opponents	502	269	3,781	53.6	7.5	21	4.2	23	4.6	62	51/337	73.0

RUSHING	ATT	YDS	AVG	LG	TD
Walker	209	891	4.3	60	7
Dorsett	130	456	3.5	24	1
Pelluer	25	142	5.7	21	1
Blount	46	125	2.7	15	3
Newsome	25	121	4.8	24	2
Edwards	2	61	30.5	62	1
Adams	7	49	7.0	27	1
D. White	10	14	1.4	8	1
Sweeney	5	8	1.6	5	0
E.J. Jones	2	7	3.5	5	0
Snyder	2	0	0.0	0	0
G. White	1	-4	-4.0	-4	0
Cosbie	1	-5	-5.0	-5	0
Cowboys	465	1,865	4.0	62	17
Opponents	459	1,617	3.5	52	19

RECEIVING	NO	YDS	AVG	LG	TD
Walker	60	715	11.9	44	1
Renfro	46	662	14.4	43	4
Cosbie	36	421	11.7	30	3
Edwards	34	521	15.3	38	3
Newsome	34	274	8.1	30	2
Dorsett	19	177	9.3	33	1
Banks	15	231	15.4	34	1
Barksdale	12	165	13.8	22	1
Burbage	7	168	24.0	77	2
Martin	5	103	20.6	33	0
G. White	5	46	9.2	14	0
Chandler	5	25	5.0	9	1
E.J. Jones	3	16	5.3	10	0
Spivey	2	34	17.0	25	0
C. Scott	1	11	11.0	11	0
Adams	1	8	8.0	8	0
Fowler	1	6	6.0	6	0
Lavette	1	6	6.0	6	0
Blount	1	5	5.0	5	0
Cowboys	288	3,594	12.5	77	19
Opponents	269	3,781	14.1	62	21

INTERCEPTIONS	NO	YDS	AVG	LG	TD
Walls	5	38	7.6	30	0
Downs	4	56	14.0	27	0
Bates	3	28	9.3	28	0
Haynes	3	7	2.3	7	0
Francis	2	18	9.0	18	1
Jeffcoat	1	26	26.0	26	1
Penn	1	21	21.0	21	0
Lockhart	1	13	13.0	13	0
Scott	1	1	1.0	1	0
Green	1	0	0.0	0	0
R. White	1	0	0.0	0	0
Cowboys	23	208	9.0	30	2
Opponents	20	279	14.0	69	0

PUNTING	NO	YDS	AVG	TD	IN20	LG	BL	NET
Saxon	68	2,685	39.5	5	20	63	0	34.2
Sawyer	16	639	39.9	1	3	54	0	31.4
Cowboys	84	3,324	39.6	6	23	63	0	33.7
Opp.	75	3,042	40.6	7	14	64	1	34.0
PUNT RETURNS	NO	FC	YDS	AVG	LG	TD		
Martin	22	2	216	9.8	38	0		
Edwards	8	1	75	9.4	13	0		
Banks	5	1	33	6.6	12	0		
Burbage	5	1	29	5.8	13	0		
Livingston	1	0	0	0.0	0	0		
Cowboys	41	5	353	8.6	38	0		
Opponents	45	17	376	8.4	78	0		

KICKOFF RETURNS	NO	YDS	AVG	LG	TD
Clack	29	635	21.9	48	0
Martin	12	237	19.8	38	0
Edwards	7	155	22.1	32	0
Adams	6	113	18.8	27	0
Lavette	4	72	18.0	22	0
Spivey	2	49	24.5	29	0
Newsome	2	22	11.0	12	0
Chandler	1	7	7.0	7	0
Borresen	1	5	5.0	5	0
Cowboys	64	1,295	20.2	48	0
Opponents	65	1,281	19.7	45	0

FIELD GOALS	11-19	20-29	30-39	40-49	50+
Ruzek	0-0	8-8	6-7	8-10	0-0
Zendejas	0-0	0-0	1-1	1-2	1-1
Cowboys	0-0	8-8	7-8	9-12	1-1
Opponents	2-2	5-6	8-10	4-11	0-0
Ruzek: (22,29),(46,42,28),(0),(0),(0),(23,49,8,25), (34,49,40,35),(38,36,20),(0),(38),(44), (22,43,30,37),(24,42,44,47,37),(0)					
Zendejas: (0),(0),(0),(33),(49,44,50),(0),(0),(0),(0),(0), (0),(0),(0),(0)					
Opponents: (23),(46,40),(0),(20),(40,38,8), (19,43,39),(46,28,45,21),(35),(30,19), (35,41),(26,48,33),(44,8,47,33,46,6), (0),(31),(47,7),(32,28,37)					

SCORING	TDR	TDP	TDR1	FG	PAT	S	TP
Ruzek	0	0	22/25	26/26	0	0	92
Walker	7	1	0	0/0	0/0	0	48
Edwards	1	3	0	0/0	0/0	0	24
Newsome	2	2	0	0/0	0/0	0	24
Renfro	0	4	0	0/0	0/0	0	24
Zendejas	0	0	0	3/4	10/10	0	19
Blount	3	0	0	0/0	0/0	0	18
Cosbie	0	3	0	0/0	0/0	0	18
Burbage	0	2	0	0/0	0/0	0	12
Dorsett	1	1	0	0/0	0/0	0	12
Adams	1	0	0	0/0	0/0	0	6
Banks	0	1	0	0/0	0/0	0	6
Barksdale	0	1	0	0/0	0/0	0	6
Chandler	0	1	0	0/0	0/0	0	6
Francis	0	0	1a	0/0	0/0	0	6
Jeffcoat	0	0	1b	0/0	0/0	0	6
Pelluer	1	0	0	0/0	0/0	0	6
D. White	1	0	0	0/0	0/0	0	6
Brady	0	0	0	0/0	1/1	0	1
Cowboys	17	19	2	25/29	37/37	0	340
Opponents	19	21	2*	19/29	39/41	0	348

- a 18 interception return vs. New England (11/15)
b 26 interception return vs. N.Y. Giants (11/5)
* Harper 78 punt return vs. N.Y. Jets (10/4)
R. Moore 20 fumble return vs. Atlanta (12/6)

USUAL STARTERS

WR	Kelvin Edwards (9)	LE	Ed Jones
	Gordon Banks (4)	LT	Kevin Brooks (12)
LT	Mark Tuinei (8)		Mike Dwyer (3)
	Daryle Smith (7)	RT	Randy White
LG	Nate Newton (11)	RE	Jim Jeffcoat
	Sal Caserio (3)	LLB	Mike Hegman (10)
C	Tom Raftery (12)		Dale Jones (3)
	Mike Zentis (3)	MLB	Eugene Lockhart (9)
RG	Crawford Ker (12)		Russ Swan (3)
	Bob White (3)	RLB	Jeff Rohrer (12)
RT	Kevin Gogan (10)		Chris Dulan (3)
	Steve Cisowski (3)	LCB	Everson Walls
TE	Doug Cosbie (12)	RCB	Ron Francis (11)
	Rich Borresen (3)		Robert Williams (3)
WR	Mike Renfro	SS	Bill Bates (11)
QB	Danny White (9)		Tommy Haynes (3)
	Steve Pelluer (4)	FS	Michael Downs (12)
RB	Herschel Walker (7)		Alex Green (3)
	Tony Dorsett (6)	K	Roger Ruzek
FB	Timmy Newsome (8)	P	Mike Saxon (13)
	Gerald White (3)		Buzz Sawyer (3)
	Herschel Walker (3)		

Pro Bowlers in Bold

1989 ★ DALLAS COWBOYS STATISTICS ★ 1989

Fifth place, NFC East Head Coach: Jimmy Johnson				
PRESEASON (3-1)				
Date	W/L	Score	Opponent	Att
8/13	W	20-3	@ San Diego	45,203
8/19	W	27-20	@ L.A. Raiders	32,358
8/26	L	21-24	@ Denver (OT)	74,076
9/2	W	30-28	HOUSTON	63,582
REGULAR SEASON (1-15)				
9/10	L	0-28	@ New Orleans	66,977
9/17	L	21-27	@ Atlanta	55,285
9/24	L	7-30	WASHINGTON	63,200
10/1	L	13-30	N.Y. Giants	51,785
10/8	L	13-31	@ Green Bay	56,656
10/15	L	14-31	SAN FRANCISCO	61,077
10/22	L	28-36	@ Kansas City	76,841
10/29	L	10-19	PHOENIX	44,431
11/5	W	13-3	@ Washington	53,187
11/12	L	20-24	@ Phoenix	49,657
11/19	L	14-17	MIAMI	50,044
11/23	L	0-27	PHILADELPHIA	54,444
12/3	L	31-35	L.A. RAMS	46,100
12/10	L	10-20	@ Philadelphia	59,842
12/16	L	0-15	@ N.Y. Giants	72,141
12/24	L	10-20	GREEN BAY	41,265

TEAM STATISTICS	DALLAS	OPP
FIRST DOWNS	246	321
Rushing	78	116
Passing	145	183
Penalty	23	22
Third Down-Made/Att.	62/187	106/229
Third Down Efficiency	33.2	46.3
Fourth Down-Made/Att.	8/19	7/12
TOTAL NET YARDS	4,294	5,556
Avg. Per Game	268.4	347.3
Total Plays	898	1,060
Avg. Per Play	4.8	5.2
NET YARDS RUSHING	1,409	1,991
Avg. Per Game	88.1	124.4
Total Rushes	355	543
Avg. Per Rush	4.0	3.7
NET YARDS PASSING	2,885	3,565
Sacked/Yards Lost	30/239	29/183
Gross Yards	3,124	3,748
Attempts/Completions	513/266	488/301
Pct. of Completions	51.9	61.7
Had Intercepted	27	7
POINTS/AVERAGE	82/39.8	73/39.9
Net Punting Average	34.2	35.3
PUNT RET./AVG.	31/6.4	38/8.8
KICKOFF RET./AVG.	77/22.2	46/18.5
INT./AVG. RET.	7/5.3	27/14.7
PENALTIES/YARDS	100/771	102/723
FUMBLES/BALL LOST	29/15	22/10
TOUCHDOWNS	25	44
Rushing	7	21
Passing	14	21
Returns	4	3
EXTRA POINTS/ATTEMPTS	24/25	43/44
FIELD GOALS/ATTEMPTS	10/20	28/35
AVG. TIME OF POSSESSION	25:34	34:26

SCORE BY QUARTERS	1	2	3	4	OT	T
Cowboys	47	70	35	52	0	204
Opponents	84	118	90	101	0	393

PASSING	ATT	COMP	YDS	PCT	AVG	PCT	PCT	PCT	LG	SKS/YDS	RATING	
Atkman	293	155	1,749	52.9	6.0	9	3.1	18	6.1	751	19/155	55.7
Walsh	219	110	1,371	50.2	6.3	5	2.3	9	4.1	46	11/84	60.5
Walsh	1	1	4	100.0	4.0	0	0.0	0	0.0	4	0/0	40.2
COWBOYS	513	266	3,124	51.9	6.1	14	2.7	27	5.3	751	30/239	57.8
Opponents	488	301	3,478	61.7	7.7	21	4.3	7	1.4	79t	29/189	93.9

RUSHING	ATT	YDS	AVG	LG	TD
Palmer	112	446	4.0	63t	2
Aikman	38	302	7.9	25	0
Walker	81	246	3.0	20t	2
Johnston	67	212	3.2	13	0
Sargent	20	87	4.4	43	1
Clack	14	40	2.9	17	2
Dixon	3	30	10.0	13	0
Walsh	6	16	2.7	14	0
Tautalatasi	6	15	2.5	6	0
Shepard	3	12	4.0	12	0
Irvin	1	6	6.0	6	0
Saxon	1	1	1.0	1	0
Bates	1	0	0.0	0	0
Scott	2	-4	-2.0	-1	0
Cowboys	355	1,409	4.0	63t	7
Opponents	543	1,991	3.7	25	17

RECEIVING	NO	YDS	AVG	LG	TD
Martin	46	644	14.0	46	2
Folsom	28	265	9.5	26	2
Irvin	26	378	14.5	65t	2
Dixon	24	477	19.9	75t	2
Walker	22	261	11.9	52	1
Shepard	18	268	14.9	37t	1
Tautalatalasi	17	157	9.2	23	0
Burbage	17	134	7.9	15	0
Palmer	17	93	5.5	13	0
Johnston	16	133	8.3	28	3
Scott	9	63	7.0	12	0
Ford	7	78	11.1	21	1
Sargent	6	50	8.3	21	0
Jennings	6	47	7.8	14	0
Clack	4	69	17.3	44	0
Alexander	1	16	16.0	16	0
Ruzek	1	4	4.0	4	0
Aikman	1	-13	-13.0	-13	0
Cowboys	266	3,124	11.7	75t	14
Opponents	301	3,748	12.5	79t	21

INTERCEPTIONS	NO	YDS	AVG	LG	TD
Lockhart	2	14	7.0	12	0
Bates	1	18	18.0	18	0
Albritton	1	3	3.0	3	0
Francis	1	2	2.0	2	0
Burton	1	0	0.0	0	0
Horton	1	0	0.0	0	0
Cowboys	7	37	5.3	18	0
Opponents	27	396	14.7	53t	3

PUNTING	NO	YDS	AVG	TB	IN20	LG	BL	NET
Saxon	81	3,233	40.9	6	19	56	2	34.3
Ruzek	1	28	28.0	0	0	28	0	28.0
Cowboys	82	3,261	39.8	6	19	56	2	34.2

PUNT RETURNS	NO	FC	YDS	AVG	LG	TD
Shepard	24	1	160	6.7	17	0
Martin	4	5	32	8.0	12	0
Burbage	3	5	5	1.7	5	0
Cowboys	31	11	197	6.4	17	0
Opponents	38	17	334	8.8	56 1/2	1

	PCT		PCT			
TD	TD	INT	INT	LG	SKS/YDS	RATING
9	3.1	18	6.1	75t	19/155	55.7
5	2.3	9	4.1	46	11/84	60.5
0	0.0	0	0.0	4	0/0	40.2
14	2.7	27	5.3	75t	30/239	57.8
21	4.3	7	1.4	79t	29/183	93.9

KICKOFF RETURNS	NO	YDS	AVG	LG	TD
Dixon	47	1,181	25.1	97t	1
Shepard	19	394	20.7	32	0
Clack	3	56	18.7	24	0
Burbage	3	55	18.3	22	0
Ankrom	2	6	3.0	5	0
Tautalatasi	1	9	9.0	9	0
Chandler	1	8	8.0	8	0
Sargent	1	0	0.0	0	0
Cowboys	77	1,709	22.2	97t	1
Opponents	46	853	18.5	34	0

FIELD GOALS	11-19	20-29	30-39	40-49	50+
Zendejas	0-0	1-1	1-1	3-5	0-2
Ruzek	1-1	1-1	2-4	1-4	0-1
Cowboys	1-1	2-2	3-5	4-9	0-3
Opponents	0-0	12-12	11-13	5-10	0-0

Ruzek: (.), (.), (19,53M,33), (46M), (43B,48M), (.), (31M,37), (35M,20,43), (.), (.), (.), (.), (.)
 Zendejas: (.), (.), (.), (.), (.), (.), (32,39), (52M,53M), (45M), (47), (42M,47), (.), (41)
 Opponents: (2,48M,38), (26,37,33), (37,32,27) (26,46M,37M), (31), (43,27), (40,25,31,42), (45M,35), (44B,41B,45), (23), (36,38), (.), (30B,29,46), (32,22,26), (28,24)

SCORING	TDR	TD	TDR1	FG	PAT	S	T
Ruzek	0	0	0	5/11	14/15	0	29
Zendejas	0	0	0	5/9	10/10	0	21
Dixon	0	2	1a	0/0	0/0	0	18
Johnston	0	3	0	0/0	0/0	0	18
Walker	2	1	0	0/0	0/0	0	17
Clack	2	0	0	0/0	0/0	0	17
Folsom	0	2	0	0/0	0/0	0	17
Irvin	0	2	0	0/0	0/0	0	17
Martin	0	2	0	0/0	0/0	0	17
Palmer	2	0	0	0/0	0/0	0	17
Del Rio	0	0	1b	0/0	0/0	0	17
Ford	0	1	0	0/0	0/0	0	17
Jeffcoat	0	0	1c	0/0	0/0	0	17
Lockhart	0	0	1d	0/0	0/0	0	17
Sargent	1	0	0	0/0	0/0	0	17
Shepard	0	1	0	0/0	0/0	0	17
Cowboys	7	14	4	10/20	24/25	0	203
Opponents	17	21	6*	28/35	44/41	1#	391

- a 97 kickoff return vs. Kansas City (10/22)
- b 57 fumble return vs. Green Bay (12/24)
- c 77 fumble return vs. Washington (9/24)
- d 40 fumble return vs. Green Bay (10/8)

- * Shepard 56 punt return vs. New Orleans (9/10)
Butler 29 fumble return vs. Atlanta (9/17)
Walton 29 interception return vs. Wash. (9/24)
Jackson 62 FG return vs. San Fran. (10/15)
Zordich 16 int return vs. Phoenix (10/29)
McDonald 53 int. return vs. Phoenix (11/12)
McGovern blk punt in end zone vs. Kansas City (10/22)

USUAL STARTERS					
WR	Kelvin Martin (11)	LE	Ed Jones (8)		
	James Dixon (5)		Tony Tolbert (5)		
LT	Mark Tuinei		Danny Noonan (3)		
LG	Nate Newton	RT	Dean Hamel (9)		
C	Tom Raftery (8)		Willie Broughton (5)		
	Mark Stepanoski (4)	RT	Willie Broughton (9)		
	Bob White (4)		Dean Hamel (5)		
RG	Charles Ker	RE	Jim Jeffcoat		
TE	Kevin Gogan	LLB	Jack Del Rio (11)		
RT	Steve Folsom		Ron Burton (3)		
WR	Derrick Shepard (8)	MLB	Eugene Lockhart		
	Michael Irvin (6)	RLB	Ken Norton (10)		
QB	Terry Akman (11)		Randy Shannon (3)		
	Steve Walsh (5)	LCB	Everson Walls		
RB	Paul Palmer (8)	RCB	Robert Williams (11)		
	Herschel Walker (4)		Ron Francis (4)		
FB	Daryl Johnston (10)	SS	Steve Albritton		
	Broderick Sargent (3)	FS	Ray Horton		
K	Roger Ruzek (9)	P	Mike Saxton		
	Willi Zendejas (7)				

Pro Bowlers in Bold

1990 ★ DALLAS COWBOYS STATISTICS ★ 1990

FOURTH PLACE, NFC EAST HEAD COACH: JIMMY JOHNSON

PRESEASON (1-3)				
Date	W/L	Score	Opponent	Att.
8/11	L	16-28	@ San Diego	42,221
8/18	L	14-16	@ L.A. Raiders	28,273
8/25	W	20-9	PITTSBURGH	47,723
9/1	L	6-27	HOUSTON	55,499

REGULAR SEASON (7-9)				
Date	W/L	Score	Opponent	Att.
9/9	W	17-14	SAN DIEGO	48,063
9/16	L	7-28	N.Y. GIANTS	61,090
9/23	L	15-19	@ Washington	53,804
9/30	L	17-31	@ N.Y. Giants	75,923
10/7	W	14-10	TAMPA BAY	60,076
10/14	L	3-20	@ Phoenix	45,235
10/21	W	17-13	@ Tampa Bay	68,315
10/28	L	20-21	PHILADELPHIA	62,605
11/4	L	9-24	@ N.Y. Jets	68,086
11/11	L	6-24	SAN FRANCISCO	62,966
11/18	W	24-21	@ L.A. Rams	58,599
11/22	W	27-17	WASHINGTON	60,355
12/2	W	17-13	NEW ORLEANS	60,087
12/9			- Bye -	
12/16	W	41-10	PHOENIX	60,190
12/23	L	3-17	@ Philadelphia	63,895
12/30	L	7-26	@ Atlanta	50,097

TEAM STATISTICS			DALLAS	OPP
FIRST DOWNS.....	250.....	280		
Rushing.....	88.....	109		
Passing.....	135.....	153		
Penalty.....	27.....	18		
Third Down-Made/Att.....	67/198.....	85/208		
Third Down Efficiency.....	33.8.....	40.9		
Fourth Down-Made/Att.....	5/10.....	8/16		
TOTAL NET YARDS.....	4,081.....	4,615		
Avg. Per Game.....	255.1.....	288.4		
Total Plays.....	911.....	988		
Avg. Per Play.....	4.5.....	4.7		
NET YARDS RUSHING.....	1,500.....	1,976		
Avg. Per Game.....	93.8.....	123.5		
Total Rushes.....	393.....	482		
Per Rush.....	3.8.....	4.1		
NET YARDS PASSING.....	2,581.....	2,639		
Sacked/Yards Lost.....	43/317.....	36/292		
Gross Yards.....	2,898.....	2,931		
Attempts/Completions.....	475/254.....	470/271		
Pct. of Completions.....	53.5.....	57.7		
Had Intercepted.....	24.....	11		
PUNTS/AVERAGE.....	79/43.2.....	70/40.9		
Net Punting Average.....	35.6.....	36.2		
PUNT RET./AVG.....	39/6.4.....	43/10.2		
KICKOFF RET./AVG.....	54/20.4.....	55/20.7		
INT./AVG. RET.....	11/11.5.....	24/14.7		
PENALTIES/YARDS.....	98/729.....	104/911		
FUMBLES/BALL LOST.....	27/9.....	32/19		
TOUCHDOWNS.....	27.....	36		
Rushing.....	13.....	18		
Passing.....	12.....	12		
Returns.....	2.....	6		
EXTRA POINTS/ATTEMPTS.....	26/27.....	36/38		
FIELD GOALS/ATTEMPTS.....	18/25.....	18/26		
AVG TIME OF POSSESSION.....	28:44.....	31:16		

RUSHING	ATT	YDS	AVG	LG	TD
E. Smith	241	937	3.9	48	11
Agee	53	213	4.0	28	0
Aikman	40	172	4.3	20	1
Highsmith	19	48	2.5	7	0
Dixon	11	43	3.9	18	0
Johnston	10	35	3.5	8	1
Wright	3	26	8.7	14	0
Saxon	1	20	20.0	20	0
Laufenberg	2	6	3.0	5	0
T. Smith	6	6	1.0	3	0
Bates	1	4	4.0	4	0
Walsh	1	0	0.0	0	0
Martin	4	-2	-0.5	3	0
McKinnon	1	-8	-8.0	-8	0
Cowboys	393	1,500	3.8	48	13
Opponents	482	1,976	4.1	67	18

RECEIVING	NO	YDS	AVG	LG	TD
Martin	64	732	11.4	45	0
Novacek	59	657	11.1	41	4
Agee	30	272	9.1	30	1
E. Smith	24	228	9.5	57	0
Irvin	20	413	20.7	61	5
Agee	14	172	12.3	28	1
Aikman	14	148	10.6	26	1
Johnston	13	133	10.2	25	0
Walsh	11	104	9.5	20	0
Highsmith	3	13	4.3	7	0
Dixon	2	26	13.0	21	0
Cowboys	254	2,898	11.4	61	12
Opponents	271	2,931	10.8	58	12

INTERCEPTIONS	NO	YDS	AVG	LG	TD
Holt	3	72	24.0	64	1
Washington	3	24	8.0	13	0
Bates	1	4	4.0	4	0
Gant	1	26	26.0	26	0
Hendrix	1	0	0.0	0	0
Horton	1	0	0.0	0	0
Williams	1	0	0.0	0	0
Cowboys	11	126	11.5	64	1
Opponents	24	353	14.7	61	4

PUNTING	NO	YDS	AVG	TB	IN20	LG	BL	NET
Saxon	79	3,413	43.2	8	20	62	0	35.6
Cowboys	79	3,413	43.2	8	20	62	0	35.6
Opp.	70	2,866	40.9	4	15	62	2	36.2

PUNT RETURNS	NO	FC	YDS	AVG	LG	TD
Shepard	20	1	121	6.1	13	0
Harris	12	6	63	5.3	12	0
Martin	5	3	46	9.2	17	0
McKinnon	2	1	20	10.0	20	0
Cowboys	39	11	250	6.4	20	0
Opponents	43	8	438	10.2	98	1

KICKOFF RETURNS	NO	YDS	AVG	LG	TD
Dixon	36	736	20.4	47	0
Wright	12	276	23.0	90	1
Shepard	4	75	18.8	22	0
Stepnoski	1	15	15.0	15	0
Harris	1	0	0.0	0	0
Cowboys	54	1,102	20.4	90	1
Opponents	55	1,136	20.7	76	1

SCORE BY QUARTERS	1	2	3	4	OT	T
Cowboys	50	46	40	108	0	244
Opponents	55	102	52	100	0	308

FIELD GOALS	11-19	20-29	30-39	40-49	50+
Willis	0-0	4-4	7-9	7-8	0-4
Cowboys	0-0	4-4	7-9	7-8	0-4
Opponents	0-0	9-9	5-8	2-6	2-3

Willis: (31), (1), (33,51M,56M,41), (22), (1), (37), (43M,24), (43,43,51M), (37,35,32), (23,37), (53M,23), (49,41), (47), (1), (46), (34M,33M)
Opponents: (31M), (1), (37,23,24,55), (47M,34), (33), (28,28), (37M,23,32), (1), (24), (39M,42,43M), (1), (52M,25), (43,50), (38), (47M,29), (44M,23)

SCORING	TDR	TDP	TDR1	FG	PAT	S	TP
Willis	0	0	0	18/25	26/26	0	80
E. Smith	11	0	0	0/0	0/0	0	66
Irvin	0	5	0	0/0	0/0	0	30
Novacek	0	4	0	0/0	0/0	0	24
Johnston	1	1	0	0/0	0/0	0	12
Agee	0	1	0	0/0	0/0	0	6
Aikman	1	0	0	0/0	0/0	0	6
Holt	0	0	1a	0/0	0/0	0	6
McKinnon	0	1	0	0/0	0/0	0	6
Wright	0	0	1b	0/0	0/0	0	6
Cowboys	13	12	2	18/25	26/27	1	244
Opponents	18	12	6*	18/26	36/36	1	308

- a 64 interception return vs. Tampa Bay (10/21)
 b 90 kickoff return vs. N.Y. Giants (9/16)
 # Mojsienik stepped out of end zone vs. Was. (9/23)
- * Taylor 11 interception return vs. N.Y. Giants (9/16)
 Green 18 interception return vs. Washington (9/23)
 Mathis 98 punt return vs. N.Y. Jets (11/4)
 Allen 35 interception return vs. Philadelphia (12/23)
 Jones 76 kickoff return vs. Atlanta (12/30)
 Sanders 61 interception return vs. Atlanta (12/30)
 & Green tackled Smith in end zone vs. Atlanta (12/30)

USUAL STARTERS

WR	Michael Irvin (7)	LE	Daniel Stubbs
	Dennis McKinnon (7)	LT	Dean Hamel (11)
LT	Mark Tuinei (13)		Jimmie Jones (5)
	Kevin Gogan (3)	RT	Danny Noonan
LG	Crawford Ker	RE	Jim Jeffcoat (13)
	Mark Stepnoski		Tom Tolbert (3)
RG	John Gesek (11)	LLB	Jack Del Rio
	Tony Slaton (4)	MLB	Eugene Lockhart
RT	Nate Newton	RLB	Ken Norton
TE	Jay Novacek	LCB	Isaac Holt
WR	Kelvin Martin	RCB	Manny Hendrix (10)
QB	Troy Aikman		Robert Williams (6)
RB	Emmitt Smith	SS	Vince Albritton (8)
FB	Tommie Agee (11)		James Washington (8)
	Alonzo Highsmith (5)	FS	Ray Horton

K	Ken Willis	<i>Pro Bowlers in Bold</i>
P	Mike Saxon	

PASSING	ATT	COMP	YDS	PCT	AVG	TD	PCT	INT	PCT	LG	SKS/YDS	RATING
Aikman	399	226	2,579	56.6	6.5	11	2.8	18	4.5	611	39/288	66.6
Laufenberg	67	24	279	35.8	4.2	1	1.5	6	9.0	271	4/29	16.9
Walsh	9	4	40	44.4	4.4	0	0.0	0	0.0	20	0/0	57.6
COWBOYS	475	254	2,898	53.5	6.1	12	2.5	24	5.1	611	43/317	59.4
Opponents	470	271	2,931	57.7	6.2	12	2.6	11	5.3	581	26/292	74.9

1991 ★ DALLAS COWBOYS STATISTICS ★ 1991

STAFF

PLAYERS

2015 SEASON

RECORDS

PLAYOFF
RECORDS

1991
STATISTICS

SIDELINES

SECOND PLACE, NFC EAST HEAD COACH: JIMMY JOHNSON

PRESEASON (2-2)					Att.
Date	W/L	Score	Opponent		
8/3	W	24-14	@ Kansas City		56,038
8/12	L	12-17	L.A. RAIDERS		55,981
8/18	L	20-30	@ Houston		53,314
8/23	W	20-17	ATLANTA (OT)		53,689

REGULAR SEASON (11-5)					Att.
Date	W/L	Score	Opponent		
9/1	W	26-14	@ Cleveland		78,860
9/9	L	31-33	WASHINGTON		63,025
9/15	L	0-24	PHILADELPHIA		62,656
9/22	W	17-9	@ Phoenix		68,814
9/29	W	21-16	N.Y. GIANTS		64,010
10/6	W	20-17	@ Green Bay		53,695
10/13	W	35-23	CINCINNATI		63,275
10/20		-Bye-			
10/27	L	10-34	@ Detroit		74,906
11/3	W	27-7	PHOENIX		61,190
11/10	L	23-26	@ Houston (OT)		63,001
11/17	L	9-22	@ N.Y. Giants		76,410
11/24	W	24-21	@ Washington		55,561
11/28	W	20-10	PITTSBURGH		62,253
12/8	W	23-14	NEW ORLEANS		64,530
12/15	W	25-13	@ Philadelphia		65,854
12/22	W	31-27	ATLANTA		60,962

1991 WILD CARD GAME

12/29	W	17-13	@ Chicago		62,594
-------	---	-------	-----------	--	--------

1991 DIVISIONAL PLAYOFFS

1/5/92	L	6-38	@ Detroit		78,290
--------	---	------	-----------	--	--------

TEAM STATISTICS			DALLAS	OPP
FIRST DOWNS			304	299
Rushing			89	103
Passing			191	180
Penalty			24	16
Third Down-Made/Att.			74/196	76/194
Third Down Efficiency			37.8	39.2
Fourth Down-Made/Att.			6/14	7/17
TOTAL NET YARDS			5,101	5,066
Avg. Per Game			318.8	316.6
Total Plays			971	963
Avg. Per Play			5.3	5.3
NET YARDS RUSHING			1,711	1,571
Avg. Per Game			106.9	98.2
Total Rushes			433	400
Avg. Per Rush			4.0	3.9
NET YARDS PASSING			3,390	3,495
Sacked/Yards Lost			38/273	23/151
Gross Yards			3,663	3,646
Attempts/Completions			500/305	540/320
Pct. of Completions			61.0	59.3
Had Intercepted			12	12
PUNTS/AVERAGE			57/42.6	61/38.8
Net Punting Average			36.8	32.4
PUNT RET./AVG.			29/10.7	28/8.3
KICKOFF RET./AVG.			52/21.7	69/16.9
INT./AVG. RET.			12/13.3	12/20.3
PENALTIES/YARDS			74/610	97/801
FUMBLES/BALL LOST			23/12	23/11
TOUCHDOWNS			37	32
Rushing			15	11
Passing			16	17
Returns			6	4
EXTRA POINTS/ATTEMPTS			37/37	31/32
FIELD GOALS/ATTEMPTS			27/39	29/39
AVG TIME OF POSSESSION			30:06	29:54

RUSHING	ATT	YDS	AVG	LG	TD
E. Smith	365	1,563	4.3	75t	12
Blake	15	80	5.3	30t	1
Johnston	17	54	3.2	10	0
Agee	9	20	2.2	8	1
Aikman	16	5	0.3	9	1
Richards	2	4	2.0	3	0
Wright	2	-1	-0.5	3	0
Beuerlein	7	-14	-2.0	-1	0
Cowboys	433	1,711	4.0	75t	15
Opponents	400	1,571	3.9	75t	11

RECEIVING	NO	YDS	AVG	LG	TD
Irvin	93	1,523	16.4	66t	8
Novacek	59	664	11.3	49	4
E. Smith	49	258	5.3	14	1
Johnston	28	244	8.7	22	1
Harper	20	326	16.3	39	1
Martin	16	243	15.2	27	1
Roberts	16	136	8.5	21	0
Wright	10	170	17.0	53	0
Agee	7	43	6.1	9	0
Awalt	5	57	11.4	20	0
Blake	1	5	5.0	5	0
Aikman	1	-6	-6.0	-6	0
Cowboys	305	3,663	12.0	66t	16
Opponents	320	3,646	11.4	67t	17

INTERCEPTIONS	NO	YDS	AVG	LG	TD
Holt	4	2	0.5	2	0
Brown	2	31	15.5	20	0
Washington	2	9	4.5	9	0
Edwards	1	36	36.0	36t	1
Gant	1	0	0.0	0	0
Horton	1	65	65.0	65t	1
Williams	1	24	24.0	24	0
Cowboys	12	167	13.9	65t	2
Opponents	12	244	20.3	96t	2

PUNTING	NO	YDS	AVG	TB	INT	LG	BL	NET
Saxon	57	2,426	42.6	5	16	64	0	36.8
Cowboys	57	2,426	42.6	5	16	64	0	36.8
Opp.	61	2,364	38.8	4	14	77	3	32.4

PUNT RETURNS	NO	FC	YDS	AVG	LG	TD
Martin	21	8	244	11.6	85t	1
Shepard	6	3	57	9.5	14	0
Horton	1	0	8	8.0	8	0
Brownlow	1	0	0	0.0	0	0
Wright	0	1	0	0.0	0	0
Cowboys	29	12	309	10.7	85t	1
Opponents	28	10	231	8.3	34	0

KICKOFF RETURNS	NO	YDS	AVG	LG	TD
Wright	21	514	24.5	102t	1
Dixon	18	398	22.1	39	0
Gant	6	114	19.0	26	0
Shepard	3	54	18.0	21	0
Martin	3	47	15.7	25	0
Horton	1	0	0.0	0	0
Cowboys	52	1,127	21.7	102t	1
Opponents	69	1,169	16.9	82t	1

SCORE BY

QUARTERS	1	2	3	4	OT	T
Cowboys	91	105	35	111	0	342
Opponents	61	89	66	91	3	310

FIELD GOALS	11-19	20-29	30-39	40-49	50+
Willis	2-2	6-6	9-11	6-13	4-7
Cowboys	2-2	6-6	9-11	6-13	4-7
Opponents	1-1	11-11	5-5	9-14	3-8

Willis: (38,25,22,54),(51),(1),(48M,52M,45M,41),
(1),(40M,23,39),(1),(47B,35),(36,27),
(35,37,45),(22,31,18),(51B,32M,42),
(45M,18,47B,38M,43),(50,41,40),
(50,55M,32,37),(20,45M)
Opponents: (45M),(53,52,45,46),(42,55M),
(49M,32,32,39),(43,52M,29,25),(42),
(45,24,26),(44,32),(1),(52,19,22,41M,23),
(27,37,22),(1),(42,51M),(54M),(37,51M,47),
(49M,25,29,49M)

SCORING	TDR	TOP	TDR1	FG	PAT	S	TP
Willis	0	0	27/39	37/37	0	118	
E. Smith	12	1	0	0/0	0/0	0	78
Irvin	0	8	0	0/0	0/0	0	48
Novacek	0	4	0	0/0	0/0	0	24
Horton	0	0	2a	0/0	0/0	0	12
Agee	1	0	0	0/0	0/0	0	6
Aikman	1	0	0	0/0	0/0	0	6
Blake	1	0	0	0/0	0/0	0	6
Edwards	0	0	1b	0/0	0/0	0	6
Harper	0	1	0	0/0	0/0	0	6
Johnston	0	1	0	0/0	0/0	0	6
Martin	0	0	1c	0/0	0/0	0	6
Roberts	0	1	0	0/0	0/0	0	6
R. Williams	0	0	1d	0/0	0/0	0	6
Wright	0	0	1e	0/0	0/0	0	6
Hendrix	0	0	0	0/0	0/0	1#	2
Cowboys	15	16	6	27/39	37/37	1	342
Opponents	11	17	4*	29/39	31/32	0	310

- a 20 fumble return vs. N.Y. Giants (9/29)
65 interception return vs. Green Bay (10/6)
b 36 interception return vs. Cincinnati (10/13)
c 85 punt return vs. Philadelphia (12/15)
d 18 blocked punt return vs. Houston (11/10)
e 102 kickoff return vs. Atlanta (12/22)
tackled Booty in end zone vs. Philadelphia (12/25)

- * Wilson 82 kickoff return vs. Green Bay (10/6)
White 55 blocked FG return vs. Detroit (10/27)
Crocket 96 interception return vs. Detroit (10/27)
Mayhew 31 int. return vs. Washington (11/24)

USUAL STARTERS

WR	Alvin Harper (5)	LE	Tony Tolbert
	Alfredo Roberts (5)	LT	Tony Casillas
	Alexander Wright (5)	RT	Russell Maryland (7)
LT	Mark Tuinei (12)		Jimmie Jones (6)
	Alan Veingrad (3)		Danny Noonan (3)
LG	Kevin Gogan	RE	Jim Jeffcoat
C	Mark Stegnoski	LLB	Ken Norton
RG	John Gesek	MLB	Jack Del Rio
RT	Nate Newton	RLB	Vinson Smith
TE	Jay Novacek (12)	LCB	Isaac Holt
	Alfredo Roberts (4)	RCB	Larry Brown (13)
WR	Michael Irvin		Manny Hendrix (3)
QB	Troy Aikman (12)	SS	James Washington
RB	Steve Beuerlein (4)	FS	Ray Horton
FB	Emmitt Smith		
DB	Daryl Johnston	P	Mike Saxon

K Ken Willis *Pro Bowlers in Bold*

PASSING	ATT	COMP	YDS	PCT	AVG	TD	PCT	INT	PCT	LG	SKS/YDS	RATING
Aikman	363	237	2,754	65.3	7.6	11	3.0	10	2.8	61	32/224	86.7
Beuerlein	137	68	909	49.6	6.6	5	3.6	2	1.5	66t	6/49	77.2
Cowboys	500	305	3,663	61.0	7.3	16	3.2	12	2.4	66t	38/273	84.1
Opponents	540	320	3,646	59.3	6.8	17	3.1	12	2.2	67t	23/151	80.8

1992 ★ DALLAS COWBOYS STATISTICS ★ 1992

FIRST PLACE, NFC EAST HEAD COACH: JIMMY JOHNSON

PRESEASON (2-3)				
Date	W/L	Score	Opponent	Aft.
8/2	L	23-34	Houston @ Tokyo	51,058
8/7	W	27-24	@ Miami	50,803
8/15	L	16-17	HOUSTON	61,334
8/22	W	17-3	DENVER	61,485
8/28	L	13-20	CHICAGO	60,218
REGULAR SEASON (13-3)				
9/7	W	23-10	WASHINGTON	63,538
9/13	W	34-28	@ N.Y. Giants	76,430
9/20	W	31-20	PHOENIX	62,575
9/27			— Bye —	
10/5	L	7-31	@ Philadelphia	66,572
10/11	W	27-0	SEATTLE	62,311
10/18	W	17-10	KANSAS CITY	64,115
10/25	W	28-13	@ L.A. Raiders	91,505
11/1	W	20-10	PHILADELPHIA	65,012
11/8	W	37-3	@ Detroit	74,816
11/15	L	23-27	L.A. RAMS	63,690
11/22	W	16-10	@ Phoenix	72,439
11/26	W	30-3	N.Y. GIANTS	62,416
12/6	W	31-27	@ Denver	74,946
12/13	L	17-20	@ Washington	56,437
12/21	W	41-17	@ Atlanta	67,036
12/27	W	27-14	CHICAGO	63,101

1992 DIVISIONAL PLAYOFFS

1/10/93	W	34-10	PHILADELPHIA	63,721
---------	---	-------	--------------	--------

1992 NFC CHAMPIONSHIP GAME

1/17/93	W	30-20	@ San Francisco	64,920
---------	---	-------	-----------------	--------

SUPER BOWL XXVII

(Pasadena)

1/31/93	W	52-17	Buffalo	98,374
---------	---	-------	---------	--------

TEAM STATISTICS	DALLAS	OPP
FIRST DOWNS.....	324	241
Rushing.....	119	68
Passing.....	183	147
Penalty.....	22	26
Third Down-Made/Att.....	87/208	50/184
Third Down Efficiency.....	41.8	27.2
Fourth Down-Made/Att.....	8/12	7/15
TOTAL NET YARDS.....	5,606	3,933
Avg. Per Game.....	350.4	245.8
Total Plays.....	1,014	873
Avg. Per Play.....	5.5	4.5
NET YARDS RUSHING.....	2,121	1,244
Avg. Per Game.....	132.6	77.8
Total Rushes.....	500	345
Avg. Per Rush.....	4.2	3.6
NET YARDS PASSING.....	3,485	2,689
Sacked/Yards Lost.....	23/112	44/347
Gross Yards.....	3,597	3,036
Attempts/Completions.....	491/314	484/263
Pct. of Completions.....	64.0	54.3
Had Intercepted.....	15	17
PUNTS/AVERAGE.....	61/43.0	87/42.1
Net Punting Average.....	33.5	35.1
PUNT RET./AVG.....	44/12.5	34/11.7
KICKOFF RET./AVG.....	37/18.9	60/20.3
INT./AVG. RET.....	17/9.3	15/20.0
PENALTIES/YARDS.....	91/650	94/727
FUMBLES/BALL LOST.....	16/9	25/14
TOUCHDOWNS.....	48	29
Rushing.....	20	11
Passing.....	23	16
Returns.....	5	2
EXTRA POINTS/ATTEMPTS.....	47/48	27/29
FIELD GOALS/ATTEMPTS.....	24/35	14/17
AVG TIME OF POSSESSION.....	33:57	26:03

RUSHING	ATT	YDS	AVG	LG	TD
E. Smith	373	1,713	4.6	68	18
Richards	49	176	3.6	15	1
Aikman	37	105	2.8	19	1
Johnston	17	61	3.6	14	0
Agee	16	54	3.4	10	0
Harper	1	15	15.0	15	0
Martin	2	13	6.5	8	0
Beuerlein	4	-7	-1.8	-1	0
Irvin	1	-9	-9.0	-9	0

Cowboys	500	2,121	4.2	68	20
Opponents	345	1,244	3.6	28	11

RECEIVING	NO	YDS	AVG	LG	TD
Irvin	78	1,396	17.9	87	7
Novacek	68	630	9.3	34	6
E. Smith	59	335	5.7	26	1
Harper	35	562	16.1	52	4
Martin	32	359	11.2	27	3
Johnston	32	249	7.8	18	2
Roberts	3	36	12.0	18	0
Agee	3	18	6.0	8	0
Richards	3	8	2.7	6	0
Gesek	1	4	4.0	4	0

Cowboys	314	3,597	11.5	87	23
Opponents	263	3,036	11.5	81	16

INTERCEPTIONS	NO	YDS	AVG	LG	TD
Washington	3	31	10.3	16	0
Gant	3	19	6.3	11	0
Everett	2	28	14.0	17	0
Horton	2	15	7.5	15	1
Holt	2	11	5.5	8	0
K. Smith	2	10	5.0	7	0
Brown	1	30	30.0	30	0
Myles	1	13	13.0	13	0
Harper	1	1	1.0	1	0

Cowboys	17	158	9.3	30	1
Opponents	15	300	20.0	59	0

PUNTING	NO	YDS	AVG	TB	INT	LG	BL	NET
Saxon	61	2,620	43.0	9	19	58	0	33.5
Cowboys	61	2,620	43.0	9	19	58	0	33.5
Opp.	87	3,660	42.1	3	17	73	2	35.1

PUNT RETURNS	NO	FC	YDS	AVG	LG	TD
Martin	42	18	532	12.7	79	2
K. Smith	1	0	17	17.0	17	0
Horton	1	0	1	1.0	1	0
Cowboys	44	18	550	12.5	79	2
Opponents	34	6	397	11.7	65	0

KICKOFF RETURNS	NO	YDS	AVG	LG	TD
Martin	24	503	21.0	59	0
Wright	8	117	14.6	21	0
Holmes	3	70	23.3	28	0
K. Smith	1	9	9.0	9	0
Edwards	1	0	0.0	0	0
Cowboys	37	699	18.9	59	0
Opponents	60	1,217	20.3	42	0

SCORE BY QUARTERS	1	2	3	4	OT	T
Cowboys	108	116	134	51	0	409
Opponents	54	53	51	85	0	243

FIELD GOALS	11-19	20-29	30-39	40-49	50+
Elliot	0-0	6-7	10-14	5-10	3-4
Cowboys	0-0	6-7	10-14	5-10	3-4
Opponents	1-1	4-4	4-5	5-7	0-0

Elliot: (32M), (39.35), (33B.29), (48M), (31.51, 42M), (51M.39), (48M), (42M.38M.35.48), (25.42.30), (37.42.36), (28), (45.33.53), (53.32M), (23), (47.22.46M), (28M.21.34)
Opponents: (49), (1), (22.42), (40), (40M), (32), (1), (18), (36), (33.44), (20), (35M.42.44M), (1), (32.22), (27), (1)

SCORING	TDR	P	TD	TDRI	FG	PAT	S	TP
Elliot	0	0	0	24/35	47/48	0	119	
E. Smith	18	1	0	0/0	0/0	0	114	
Irvin	0	7	0	0/0	0/0	0	42	
Novacek	0	6	0	0/0	0/0	0	36	
Martin	0	3	2a	0/0	0/0	0	30	
Harper	0	4	0	0/0	0/0	0	24	
Johnston	0	2	0	0/0	0/0	0	12	
Aikman	1	0	0	0/0	0/0	0	6	
Horton	0	0	1b	0/0	0/0	0	6	
Maryland	0	0	1c	0/0	0/0	0	6	
Richards	1	0	0	0/0	0/0	0	6	
R. Williams	0	0	1d	0/0	0/0	0	6	
Holt	0	0	0	0/0	0/0	1#	2	
Cowboys	20	23	5	24/35	47/48	1	409	
Opponents	11	16	2*	14/17	27/29	0	243	

- a 79 punt return vs. Washington (9/7)
74 punt return vs. L.A. Rams (11/15)
b 15 interception return vs. Seattle (10/11)
c 26 fumble return vs. Chicago (12/27)
d 3 block punt return vs. N.Y. Giants (9/13)
Blocked punt out of end zone vs. Washington (9/7)

* Copeland 0 fumble return vs. Washington (12/13)
Zorich 42 fumble return vs. Chicago (12/27)

USUAL STARTERS

	WR	Alvin Harper	LT	Tony Tolbert
	LT	Mark Tuinei (15)	LE	Tony Casillas
	LG	Nate Newton (15)	RT	Russell Maryland
	C	Mark Stepnoski (14)	RE	Charles Haley (13)
	RG	John Gesek		Jim Jeffcoat (3)
	RT	Erik Williams	LLB	Vinson Smith (13)
	TE	Jay Novacek		Kenneth Gant (3)
	WR	Michael Irvin	MLB	Robert Jones (13)
	QB	Troy Aikman		Ken Norton (3)
	RB	Emmitt Smith	RLB	Ken Norton
	FB	Daryl Johnston	LCB	Issiac Holt (11)
				Kevin Smith (5)
	K	Lin Elliott	RCB	Larry Brown
	P	Mike Saxon	SS	Thomas Everett (9)
			FS	James Washington (6)
				James Washington (9)
				Roy Horton (7)

Pro Bowlers in Bold

PASSING	ATT	COMP	YDS	PCT	AVG	ATT	TD	PCT	INT	PCT	INT	LG	SKS/YDS	RATING
Aikman	473	302	3,445	63.8	7.3	23	4.9	14	3.0	87	23/112	89.5		
Beuerlein	18	12	152	66.7	8.4	0	0.0	1	5.6	27	0/0	69.7		
Cowboys	491	314	3,597	64.0	7.3	23	4.7	15	3.1	87	23/112	88.8		
Opponents	484	263	3,036	54.3	6.3	16	3.3	17	3.5	67	44/347	69.9		

1993 ★ DALLAS COWBOYS STATISTICS ★ 1993

STAFF

PLAYERS

2015 SEASON

RECORDS

PLAYOFF
RECORDS

1993
STATISTICS

SIDELINES

FIRST PLACE, NFC EAST HEAD COACH: JIMMY JOHNSON

PRESEASON (1-3-1)					Att.
Date	W/L	Score	Opponent		
8/1	L	7-13	MINNESOTA		60,010
8/8	T	13-13	Det. @ London (OT)		43,522
8/14	W	13-7	L.A. RAIDERS		60,411
8/21	L	20-23	Houston @ San Ant.		63,285
8/27	L	21-23	@ Chicago		56,181
REGULAR SEASON (12-4)					
9/6	L	16-35	@ Washington		56,345
9/12	L	10-13	BUFFALO		63,226
9/19	W	17-10	@ Phoenix		73,025
9/26			—Bye—		
10/3	W	36-14	GREEN BAY		63,568
10/10	W	27-3	@ Indianapolis		60,453
10/17	W	26-17	SAN FRANCISCO		65,099
10/24			—Bye—		
10/31	W	23-10	@ Philadelphia		61,912
11/7	W	31-9	N.Y. GIANTS		64,735
11/14	W	20-15	PHOENIX		64,224
11/21	L	14-27	@ Atlanta		67,337
11/25	L	14-16	MIAMI		60,198
12/6	W	23-17	PHILADELPHIA		64,521
12/12	W	37-20	@ Minnesota		63,321
12/18	W	28-7	@ New York Jets		73,233
12/26	W	38-3	WASHINGTON		64,497
1/2/94	W	16-13	@ N.Y. Giants (OT)		77,356
1993 DIVISIONAL PLAYOFF					
1/16/94	W	27-17	Green Bay		64,790
1993 NFC CHAMPIONSHIP GAME					
1/23/94	W	38-21	San Francisco		64,902
SUPER BOWL XXVII (ATLANTA)					
1/30/94	W	30-13	Buffalo		72,817

TEAM STATISTICS	DALLAS	OPP
FIRST DOWNS.....	322	297
Rushing.....	120	94
Passing.....	172	176
Penalty.....	30	27
Third Down-Made/Att.....	83/198	87/219
Third Down Efficiency.....	41.9	39.7
Fourth Down-Made/Att.....	7/12	6/17
TOTAL NET YARDS.....	5,615	4,767
Avg. Per Game.....	350.9	294.9
Total Plays.....	994	1012
Avg. Per Play.....	5.6	4.7
NET YARDS RUSHING.....	2,161	1,651
Avg. Per Game.....	135.1	103.2
Total Rushes.....	490	423
Avg. Per Rush.....	4.4	3.9
NET YARDS PASSING.....	3,454	3,116
Avg. Per Game.....	215.9	194.8
Sacks/Yards Lost.....	29/163	34/231
Gross Yards.....	3,617	3,347
Attempts/Completions.....	475/317	555/334
Pct. of Completions.....	66.7	60.2
Had Intercepted.....	6	14
PUNTS/AVERAGE.....	56/41.8	78/41.3
Net Punting Average.....	37.7	34.8
PUNT RET./AVG.....	37/10.3	32/5.3
KICKOFF RET./AVG.....	36/21.1	66/18.6
INT./AVG. RET.....	14/12.2	6/7.8
PENALTIES/YARDS.....	94/744	87/653
FUMBLES/BALL LOST.....	33/16	22/14
TOUCHDOWNS.....	41	23
Rushing.....	20	7
Passing.....	18	14
Returns.....	3	2
EXTRA POINTS/ATTEMPTS.....	40/41	23/23
FIELD GOALS/ATTEMPTS.....	30/37	22/27
AVG TIME OF POSSESSION.....	30:56	29:04

RUSHING		ATT	YDS	AVG	LG	TD							
E. Smith		283	1,486	5.3	62t	9							
Lassic		75	269	3.6	15	3							
Coleman		34	132	3.9	16	2							
Aikman		32	125	3.9	20	0							
Johnston		24	74	3.1	11	3							
Gainer		9	29	3.2	8	0							
K. Williams		7	26	3.7	12	2							
Agee		6	13	2.2	6	0							
Kosar		9	7	0.8	4	0							
Irvin		2	6	3.0	9	0							
Novacek		1	2	2.0	2t	1							
J. Garret		8	-8	-1.0	0	0							
Cowboys		490	2,161	4.4	62t	20							
Opponents		423	1,651	3.9	77t	7							
RECEIVING		NO	YDS	AVG	LG	TD							
Irvin		88	1,330	15.1	61t	7							
E. Smith		57	414	7.3	86	1							
Johnston		50	372	7.4	20	1							
Novacek		44	445	10.1	30t	5							
Harper		36	777	21.6	80t	5							
K. Williams		20	151	7.6	33	2							
Lassic		9	37	4.1	9	0							
Gainer		6	37	6.3	8	0							
Coleman		4	24	6.0	10	0							
T. Williams		1	25	25.0	25	0							
Price		1	4	4.0	4	0							
Galbraith		1	1	1.0	1t	1							
Cowboys		317	3,617	11.4	86	18							
Opponents		334	3,347	10.0	70t	14							
INTERCEPTIONS		NO	YDS	AVG	LG	TD							
K. Smith		6	56	9.3	32t	1							
Bates		2	25	12.5	22	0							
Everett		2	25	12.5	17	0							
Washington		1	38	38.0	24	0							
Norton		1	25	25.0	25	0							
Marion		1	2	2.0	2	0							
Gant		1	0	0.0	0	0							
Cowboys		14	171	12.2	32t	1							
Opponents		6	47	7.8	26	0							
PUNTING		NO	YDS	AVG	TB	INT2	LG	BL	NET				
Jett		56	2,342	41.8	3	22	59	0	37.7				
Cowboys		56	2,342	41.8	3	22	59	0	37.7				
Opp.		78	3,219	41.3	6	21	60	0	34.8				
PUNT RETURNS		NO	FC	YDS	AVG	LG	TD						
K. Williams		36	14	381	10.6	64t	2						
Washington		1	0	0	0.0	0	0						
Cowboys		37	14	381	10.3	64t	2						
Opponents		32	12	169	5.3	20	0						
KICKOFF RETURNS		NO	YDS	AVG	LG	TD							
K. Williams		31	689	22.2	49	0							
K. Smith		1	33	33.0	33	0							
Gant		1	18	18.0	18	0							
R. Jones		1	12	12.0	12	0							
Hennings		1	7	7.0	7	0							
Novacek		1	-1	-1.0	-1	0							
Vanderbeek		0	0	0.0	0	0							
Cowboys		36	758	21.1	49	0							
Opponents		66	1,225	18.6	95t	1							
PASSING		ATT	COMP	YDS	PCT	AVG	ATT	PCT	PCT	LG	SKS/YDS	RATING	
Aikman		392	271	3,100	69.1	7.9	15	3.8	6	1.5	80t	26/153	99.0
Kosar		63	36	410	57.1	6.5	3	4.8	0	0.0	86t	2/4	92.7
J. Garrett		19	9	61	47.4	3.2	0	0.0	0	0.0	16	1/6	54.9
Harper		1	1	46	100.0	46.0	0	0.0	0	0.0	46	0/0	118.8
Cowboys		475	317	3,617	66.7	7.6	18	3.8	6	1.3	86	29/163	96.8
Opponents		555	334	3,347	60.2	6.0	14	2.5	14	2.5	70t	34/231	75.3

SCORE BY QUARTERS		1	2	3	4	OT	T	
Cowboys		76	124	86	87	3	376	
Opponents		43	46	79	61	0	229	
FIELD GOALS		11-19	20-29	30-39	40-49	50+		
Murray		4-4	4-4	9-12	8-8	3-5		
Elliott		0-0	1-1	0-1	1-2	0-0		
Cowboys		4-4	5-5	9-13	9-10	3-5		
Opponents		3-3	11-11	5-6	3-7	0-0		
Murray: (1), (3), 25.0M, (33, 19, 19, 50, 48), (30, 32), (48, 39, 29, 35M, 18), (35, 23, 40), (34, 54M), (44, 43), (-), (32M), (23, 19, 47), (51, 52, 46), (1), (39M, 38), (32, 38, 41)								
Elliott: (22), (49M, 43, 30M)								
Opponents: (32M), (48, 35), (20), (42M), (27), (25), (33), (21, 45, 29), (19, 47), (26, 24), (44M, 20, 31, 41B, 19), (25, 44M), (19, 21), (1), (32), (29, 31)								
SCORING		TDR	TDP	TDR1	FG	PAT	S	TP
Murray		0	0	0	28/33	38/38	0	122
E. Smith		9	1	0	0/0	0/0	0	60
Irvin		0	7	0	0/0	0/0	0	42
K. Williams		2	2	2a	0/0	0/0	0	36
Harper		0	5	0	0/0	0/0	0	30
Johnston		3	1	0	0/0	0/0	0	24
Lassic		3	0	0	0/0	0/0	0	18
Coleman		0	2	0	0/0	0/0	0	12
Novacek		1	1	0	0/0	0/0	0	12
Elliott		0	0	0	2/4	2/3	0	8
Galbraith		0	1	0	0/0	0/0	0	6
K. Smith		0	0	1b	0/0	0/0	0	6
Cowboys		20	18	3	30/37	40/41	0	376
Opponents		7	14	2*	22/27	23/23	1	229
a 64 punt return, vs. Miami (11/25)								
62 punt return, vs. Washington (11/26)								
b 32 interception return, @ N.Y. Jets (12/18)								
* 95 kickoff return, R Brooks, vs. Green Bay (10/3)								
47 fumble return, E. Davis, vs. S.F. (10/17)								
# Kosar grounding in end zone vs. Phoenix (11/14)								

USUAL STARTERS

WR	Alvin Harper	LE	Tony Tolbert
LT	Mark Tuinei	RT	Tony Casillas
LG	Nate Newton	LT	Russell Maryland (12)
C	Mark Stepnoski (13)		Leon Lett (4)
	Frank Cormish (3)	RE	Charles Haley (11)
RG	Kevin Gant		Jim Jeffcoat (3)
TE	Erik Williams	MLB	Dixon Edwards
RT	Jay Novacek	LLB	Ken Norton (13)
WR	Michael Irvin		Robert Jones (3)
QB	Troy Aikman	RLB	Darrin Smith (12)
RB	Emmitt Smith (13)		Ken Norton (3)
	Derrick Lassic (3)	LCB	Kevin Smith
FB	Darryl Johnston	RCB	Larry Brown
		SS	Darren Woodson
K	Eddie Murray	FS	Thomas Everett
P	John Jett		

Pro Bowlers in Bold

1994 ★ DALLAS COWBOYS STATISTICS ★ 1994

FIRST PLACE, NFC EAST HEAD COACH: JIMMY JOHNSON				
PRESEASON (2-3)				
Date	W/L	Score	Opponent	Aft.
7/31	W	17-9	MINNESOTA	59,062
8/7	L	19-27	L.A. RAIDERS	61,332
8/15	L	0-6	Hous. @ Mex. City	112,376
8/21	W	34-10	DENVER	63,923
8/25	L	10-28	@ New Orleans	57,281
REGULAR SEASON (12-4)				
9/4	W	26-9	@ PITTSBURGH	60,156
9/11	W	20-17	HOUSTON	64,402
9/19	L	17-20	DETROIT (OT)	64,102
9/25			- Bye -	
10/2	W	34-7	@ Washington	55,394
10/9	W	38-3	ARIZONA	64,518
10/16	W	24-13	PHILADELPHIA	64,703
10/23	W	28-21	@ Arizona	71,023
10/30	W	23-20	@ Cincinnati	57,096
11/7	W	34-10	N.Y. GIANTS	64,836
11/13	L	14-21	@ San Francisco	69,014
11/20	W	31-7	WASHINGTON	64,644
11/24	W	42-31	GREEN BAY	64,597
12/4	W	31-19	@ Philadelphia	65,947
12/10	L	14-19	CLEVELAND	64,826
12/19	W	24-16	@ New Orleans	67,323
12/24	L	10-15	@ N.Y. Giants	66,943
1994 DIVISIONAL PLAYOFF				
1/8/95	W	35-9	GREEN BAY	64,475
1994 NFC CHAMPIONSHIP GAME				
1/15/95	L	28-38	@ San Francisco	69,125

TEAM STATISTICS	DALLAS	OPP
FIRST DOWNS.....	322	273
Rushing.....	136	86
Passing.....	160	157
Penalty.....	26	30
Third Down-Made/Att.....	93/209	91/229
Third Down Efficiency.....	44.5	39.7
Fourth Down-Made/Att.....	6/7	8/17
TOTAL NET YARDS.....	5,321	4,313
Avg. Per Game.....	332.6	269.6
Total Plays.....	1,018	1,006
Avg. Per Play.....	5.2	4.3
NET YARDS RUSHING.....	1,953	1,561
Avg. Per Game.....	122.1	97.6
Total Rushes.....	550	437
Avg. Per Rush.....	3.6	3.6
NET YARDS PASSING.....	3,368	2,752
Avg. Per Game.....	210.5	172.0
Sacks/Yards Lost.....	20/93	47/299
Gross Yards.....	3,461	3,051
Attempts/Completions.....	418/282	522/269
Pct. of Completions.....	62.9	51.5
Had Intercepted.....	14	22
PUNTS/AVERAGE.....	70/41.9	84/43.3
Net Punting Average.....	35.4	36.8
PUNT RET./AVG.....	44/9.2	36/10.5
KICKOFF RET./AVG.....	50/25.7	82/20.8
INT./AVG. RET.....	22/13.5	14/12.9
PENALTIES/YARDS.....	100/895	102/826
FUMBLES/BALL LOST.....	22/10	15/9
TOUCHDOWNS.....	50	27
Rushing.....	26	8
Passing.....	19	19
Returns.....	5	0
EXTRA POINT/ATTEMPTS.....	48/50	24/27
Kicking Made-Attempts.....	48/48	24/24
Passing Made-Attempts.....	0/0	0/2
Rushing Made-Attempts.....	0/2	0/1
FIELD GOALS/ATTEMPTS.....	22/29	20/25
AVG. TIME OF POSSESSION.....	31:35	28:25

RUSHING	ATT	YDS	AVG	LG	TD
E. Smith	368	1,484	4.0	46	21
Coleman	64	180	2.8	13	1
Johnston	40	138	3.5	9	2
B. Thomas	24	70	2.9	11	1
Aikman	30	62	2.1	13	1
K. Williams	6	20	3.3	8	0
Agee	5	4	0.8	3	0
Wilson	1	-1	-1.0	-1	0
Garrett	3	-2	-0.7	0	0
Peete	9	-2	-0.2	2	0
Cowboys	550	1,953	3.6	46	26
Opponents	437	1,561	3.6	40	8

RECEIVING	NO	YDS	AVG	LG	TD
Irvin	79	1,241	15.7	65	6
E. Smith	50	341	6.8	68	1
Novacek	47	475	10.1	27	2
Johnston	44	325	7.4	24	2
Harper	33	821	24.9	90	8
K. Williams	13	181	13.9	29	0
Coleman	8	46	5.8	14	0
Galbraith	4	31	7.8	15	0
B. Thomas	2	1	0.5	5	0
Agee	1	2	2.0	2	0
Kennard	1	-3	-3.0	-3	0
Cowboys	282	3,461	12.3	90	19
Opponents	269	3,051	11.3	67	19

INTERCEPTIONS	NO	YDS	AVG	LG	TD
Woodson	5	140	28.0	94	1
Washington	5	43	8.6	25	0
Brown	4	21	5.3	14	0
D. Smith	2	13	6.5	13	1
K. Smith	2	11	5.5	11	0
Tolbert	1	54	54.0	54	1
Marion	1	11	11.0	11	0
Haley	1	1	1.0	1	0
Gant	1	0	0.0	0	0
Holmes	0	3	3.0	3	0
Cowboys	22	297	13.5	94	3
Opponents	14	180	12.9	56	0

PUNTING	NO	YDS	AVG	TB	IN20	LG	BL	NET
Jett	70	2,935	41.9	4	26	58	0	35.4
Cowboys	70	2,935	41.9	4	26	58	0	35.4
Opp.	84	3,637	43.3	7	31	80	0	36.8

PUNT RETURNS	NO	FC	YDS	AVG	LG	TD
K. Williams	39	13	349	8.9	83	1
Holmes	5	1	55	11.0	19	0
Cowboys	44	14	404	9.2	83	1
Opponents	36	14	378	10.5	58	0

KICKOFF RETURNS	NO	YDS	AVG	LG	TD
K. Williams	43	1,148	26.7	87	1
Holmes	4	89	22.3	32	0
Marion	2	39	19.5	21	0
R. Jones	1	8	8.0	8	0
Cowboys	50	1,284	25.7	87	1
Opponents	82	1,709	20.8	67	0

SCORE BY QUARTERS	1	2	3	4	OT	T
Cowboys	100	127	104	88	0	414
Opponents	34	93	46	72	3	248

PASSING	ATT	COMP	YDS	PCT	AVG	TD	PCT	INT	PCT	LG	SKS/YDS	RATING
Aikman	361	233	2,676	64.5	7.4	13	3.6	12	3.3	90	14/59	84.9
Peete	56	33	470	58.9	8.4	4	7.1	1	1.8	65	7/21	102.5
Garrett	31	16	315	51.6	10.2	2	6.5	1	3.2	68	2/13	95.5
Cowboys	448	282	3,461	62.9	7.7	19	4.2	14	3.1	90	20/93	87.8
Opponents	522	269	3,051	51.5	5.8	19	3.6	22	4.2	67	47/299	64.0

FIELD GOALS	11-19	20-29	30-39	40-49	50+
Boniol	3-3	3-4	10-12	6-9	0-1
Cowboys	3-3	3-4	10-12	6-9	0-1
Opponents	1-1	6-6	8-8	5-6	0-4

Boniol: (40,31,21,32),(45,29),(19),(28,47), (41M,19),(37),(43B),(38M,37,43,38),(45), (43M),(32,51M),(41,37,35),(19),(0), (30,20B),(37,37M)
Opponents: (41),(41),(32,51M,57B,51B,44), (1,42),(0),(0),(22,33),(23),(0),(53M),(28), (22,19),(34,32,43,32),(40M,21,32,29),(38,30)

SCORING	TDR	TDP	TDR1	FG	PAT	\$	TP
E. Smith	21	1	0	0/0	0/0	0	132
Boniol	0	0	0	22/29	48/48	0	114
Harper	0	8	0	0/0	0/0	0	48
Irvin	0	6	0	0/0	0/0	0	36
Johnston	2	2	0	0/0	0/0	0	24
Novacek	0	2	0	0/0	0/0	0	12
K. Williams	0	0	2a	0/0	0/0	0	12
Aikman	1	0	0	0/0	0/0	0	6
Coleman	1	0	0	0/0	0/0	0	6
D. Smith	0	0	1b	0/0	0/0	0	6
B. Thomas	1	0	0	0/0	0/0	0	6
Tolbert	0	0	1c	0/0	0/0	0	6
Woodson	0	0	1d	0/0	0/0	0	6
Cowboys	26	19	5	22/29	48/48	0	414
Opponents	8	19	0	20/25	24/24	1*	248

2-Pt Conversions: Team 0-2, Opponents 0-3

- a 87 kickoff return vs. Arizona (10/9)
- 83 punt return vs. Washington (11/20)
- b 13 interception return @ New Orleans (12/19)
- c 54 interception return, @ New Orleans (12/19)
- d 94 interception return @ Philadelphia (12/4)

* R Peete fum. out of end zone, @ NY Giants (12/24)

USUAL STARTERS			
WR	Alvin Harper	LE	Tony Tolbert
LT	Mark Tuinei	LT	Russell Maryland
LG	Nate Newton	RT	Leon Lett
C	Mark Stepnoski	RE	Charles Haley
RG	Derrek Kennard	LLB	Dixon Edwards
RT	Larry Allen (9)	MLB	Robert Jones
	Erick Williams (7)	RCB	Darrin Smith
TE	Jay Novacek	LCB	Kevin Smith
WR	Michael Irvin	RCB	Larry Brown
QB	Troy Aikman	SS	Darren Woodson
RB	Emmitt Smith	FS	James Washington
FB	Daryl Johnston		
<i>Pro Bowlers in Bold</i>			
K	Chris Boniol		
P	John Jett		

1995 ★ DALLAS COWBOYS STATISTICS ★ 1995

STAFF
PLAYERS
2015 SEASON
RECORDS
PLAYOFF
RECORDS
1995
STATISTICS
SIDELINES

FIRST PLACE, NFC EAST HEAD COACH: BARRY SWITZER

PRESEASON (2-3)			
Date	W/L	Score	Opponent
7/29	W	21-15	BUFFALO
8/5	L	14-27	OAKLAND
8/12	L	7-9	Buffalo @ Toronto
8/21	L	17-20	@ Denver
8/26	W	10-0	Houston @ San Ant.

REGULAR SEASON (12-4)			
Date	W/L	Score	Opponent
9/4	W	35-0	@ N.Y. Giants
9/10	W	31-21	DENVER
9/17	W	23-17	@ Minnesota (OT)
9/24	W	34-20	ARIZONA
10/1	L	23-27	@ Washington
10/8	W	34-24	GREEN BAY
10/15	W	23-9	@ San Diego
10/22		-Bye-	
10/29	W	28-13	@ Atlanta
11/6	W	34-12	PHILADELPHIA
11/12	L	20-38	SAN FRANCISCO
11/19	W	34-21	@ Oakland
11/23	W	34-21	KANSAS CITY
12/3	L	17-24	WASHINGTON
12/10	L	17-20	@ Philadelphia
12/17	W	21-20	N.Y. GIANTS
12/25	W	37-13	@ Arizona

1995 DIVISIONAL PLAYOFF			
1/7/96	W	30-11	PHILADELPHIA

1995 NFC CHAMPIONSHIP GAME			
1/14/96	W	38-27	GREEN BAY

SUPER BOWL XXX (PHOENIX)			
1/28/96	W	27-17	Pittsburgh

TEAM STATISTICS	DALLAS	OPP
FIRST DOWNS.....	364	303
Rushing.....	141	113
Passing.....	195	165
Penalty.....	28	25
Third Down-Made/Att.....	83/186	97/216
Third Down Efficiency.....	44.6	44.9
Fourth Down-Made/Att.....	8/13	8/19
TOTAL NET YARDS.....	5,824	5,044
Avg. Per Game.....	364.0	315.3
Total Plays.....	1,007	1,001
Avg. Per Play.....	5.8	5.0
NET YARDS RUSHING.....	2,201	1,772
Avg. Per Game.....	137.6	110.8
Total Rushes.....	495	442
Avg. Per Rush.....	4.4	4.0
NET YARDS PASSING.....	3,623	3,272
Avg. Per Game.....	226.4	204.5
Sacked/Yards Lost.....	18/118	36/219
Gross Yards.....	3,741	3,491
Attempts/Completions.....	494/322	523/293
Pct. of Completions.....	65.2	56.0
Had Intercepted.....	10	19
PUNTS/AVERAGE.....	55/40.8	65/42.7
Net Punting Average.....	34.7	37.8
PUNT RET./AVG.....	23/11.1	22/9.8
KICKOFF RET./AVG.....	58/22.0	85/19.5
INT./AVG. RET.....	19/13.7	10/15.5
PENALTIES/YARDS.....	90/695	112/913
FUMBLES/BALL LOST.....	24/13	16/6
TOUCHDOWNS.....	51	32
Rushing.....	29	13
Passing.....	18	17
Returns.....	4	2
EXTRA POINT/ATTEMPTS.....	47/50	30/32
Kicking Made-Attempts.....	46/48	29/29
Passing Made-Attempts.....	1/2	1/3
Rushing Made-Attempts.....	0/0	0/0
FIELD GOALS/ATTEMPTS.....	27/28	22/27
AVG. TIME OF POSSESSION.....	31:15	28:45

RUSHING	ATT	YDS	AVG	LG	TD
E. Smith	377	1,773	4.7	60t	25
S. Williams	48	205	4.3	44t	1
Johnston	25	111	4.4	18	2
K. Williams	10	53	5.3	14	0
Aikman	21	32	1.5	12	1
Wilson	10	12	1.2	11	0
Sanders	2	9	4.5	8	0
Lang	1	7	7.0	7	0
Garrett	1	-1	1.0	-1	0
Cowboys	495	2,201	4.4	60t	29
Opponents	442	1,772	4.0	48t	13

RECEIVING	NO	YDS	AVG	LG	TD
Irvin	111	1,603	14.4	50	10
Novacek	62	705	11.4	33t	5
E. Smith	62	375	6.0	40	0
K. Williams	38	613	16.1	48t	2
Johnston	30	248	8.3	24	1
Bjornson	7	53	7.6	16	0
Fleming	6	83	13.8	16	0
S. Williams	3	28	9.3	24	0
Sanders	2	25	12.5	19	0
Watkins	1	8	8.0	8	0
Cowboys	322	3,741	11.6	50	18
Opponents	293	3,491	11.9	81t	17

INTERCEPTIONS	NO	YDS	AVG	LG	TD
Brown	6	124	20.7	65t	2
Marion	6	40	6.7	32t	1
Woodson	2	46	23.0	37t	1
Sanders	2	34	17.0	34	0
Myles	1	15	15.0	15	0
Brice	1	2	2.0	2	0
Holmes	1	0	0.0	0	0
Cowboys	19	261	13.7	65t	4
Opponents	10	155	15.5	48t	1

PUNTING	NO	YDS	AVG	TB	INT	LG	BL	NET
Jett	53	2,166	40.9	6	17	58	0	34.5
Boniol	2	77	38.5	0	2	56	0	38.5
Cowboys	55	2,243	40.8	6	19	58	0	34.7
Opp.	65	2,775	42.7	3	22	60	0	37.8

PUNT RETURNS	NO	FC	YDS	AVG	LG	TD
K. Williams	18	15	166	9.2	30	0
Holmes	4	1	35	8.8	13	0
Sanders	1	1	54	54.0	43	0
Cowboys	23	17	255	11.1	43	0
Opponents	22	10	216	9.8	21	0

KICKOFF RETURNS	NO	YDS	AVG	LG	TD
K. Williams	49	1,108	22.6	43	0
Holmes	5	134	26.8	46	0
Marion	1	16	16.0	16	0
Sanders	1	15	15.0	15	0
Schwartz	1	9	9.0	9	0
Watkins	1	-6	-6.0	-6	0
Cowboys	58	1,276	22.0	46	0
Opponents	85	1,661	19.5	59	0

SCORE BY QUARTERS	1	2	3	4	OT	T
Cowboys	102	133	83	111	6	435
Opponents	38	104	78	71	0	291

PASSING	ATT	COMP	YDS	PCT	AVG	ATT
Aikman	432	280	3,304	64.8	7.7	16
Wilson	57	38	391	66.7	6.9	1
Garrett	5	4	46	80.0	9.2	1
Cowboys	494	322	3,741	65.2	7.6	18
Opponents	523	293	3,491	56.0	6.7	17

FIELD GOALS	11-19	20-29	30-39	40-49	50+
Boniol	0-0	11-12	13-13	3-3	0-0
Cowboys	0-0	11-12	13-13	3-3	0-0
Opponents	1-1	7-7	7-8	7-10	0-1

Boniol:	(), (45), (39,20M), (25,30), (32,34,23), (24,35), (30), (), (42,37), (26,37), (26,38), (20), (37), (21), (27,32,23,45,35), (39,23,24), (38,46), (42), (), (21,40), (36,37), (26), (31M), (34,37), (47), (42,27,38,42), (40M,20,27), (21,23)
Opponents:	(42B), (), (42,40M), (54M,31,19), (38,46), (42), (), (21,40), (36,37), (26), (31M), (34,37), (47), (42,27,38,42), (40M,20,27), (21,23)

SCORING	TDR	TDP	TDR1	2PI	FG	PAT	S	TP
E. Smith	25	0	0	0	0/0	0/0	0	150
Boniol	0	0	0	0	27/28	46/48	0	127
Irvin	0	0	0	0	0/0	0/0	0	60
Novacek	0	5	0	1	0/0	0/0	0	32
Johnston	2	1	0	0	0/0	0/0	0	18
Brown	0	0	2a	0	0/0	0/0	0	12
K. Williams	0	2	0	0	0/0	0/0	0	12
Aikman	1	0	0	0	0/0	0/0	0	6
Marion	0	0	1b	0	0/0	0/0	0	6
S. Williams	1	0	0	0	0/0	0/0	0	6
Woodson	0	0	1c	0	0/0	0/0	0	6
Cowboys	29	18	4	1	27/28	46/48	0	435
Opponents	13	7	2*	1	22/27	29/29	1	291

2-Pt Conversions: Team 1-2, Opponents 1-3

- a 20 interception return vs Philadelphia (11/6)
- b 65 interception return @ Philadelphia (12/10)
- b 32 interception return @ Arizona (IV25)
- c 37 interception return @ Washington (10/1)

- * Hanks 38 fumble return vs San Francisco (11/12)
- A. Williams 48 int. return @ Arizona (12/25)
- + Aikman sacked in end zone @ San Diego (10/15)

USUAL STARTERS

WR	Kevin Williams	LE	Tony Tolbert
LT	Mark Tuinei	RT	Russell Maryland
LG	Nate Newton	RT	Leon Lett (10)
C	Ray Donaldson (12)		Chad Hennings (6)
	Derrek Kennard (4)	RE	Charles Haley (11)
RG	Larry Allen		Shante Carver (3)
RT	Erik Williams	LLB	Dixon Edwards
TE	Jay Novacek	MLB	Robert Jones (12)
WR	Michael Irvin		Godfrey Myles (4)
QB	Troy Aikman	RLB	Darrin Smith (9)
RB	Emmit Smith		Godfrey Myles (7)
FB	Daryl Johnston	LCB	Deion Sanders (9)
			Clayton Holmes (6)
P	Chris Boniol	RCB	Larry Brown
K	John Jett	SSB	Darren Woodson
		FS	Brook Marion

Pro Bowlers in Bold

1997 ★ DALLAS COWBOYS STATISTICS ★ 1997

FOURTH PLACE, NFC EAST HEAD COACH: BARRY SWITZER

PRESEASON (2-2)				Att.
Date	W/L	Score	Opponent	
8/3	L	27-34	OAKLAND	61,028
8/8	L	10-16	@ New England	58,440
8/15	W	34-31	ST. LOUIS	60,402
8/22	W	34-10	TENNESSEE	61,001

REGULAR SEASON (6-10)				Att.
Date	W/L	Score	Opponent	
8/31	W	37-7	@ Pittsburgh	60,396
9/7	L	22-25	@ Arizona (OT)	71,578
9/15	W	21-20	PHILADELPHIA	63,942
9/21			- Bye -	
9/28	W	27-3	CHICAGO	64,082
10/5	L	17-20	@ N.Y. Giants	77,137
10/13	L	16-21	@ Washington	76,159
10/19	W	26-22	JACKSONVILLE	64,464
10/26	L	12-13	@ Philadelphia	67,106
11/2	L	10-17	@ San Francisco	68,657
11/9	W	24-6	ARIZONA	64,302
11/16	W	17-14	WASHINGTON	64,559
11/23	L	17-45	@ Green Bay	60,111
11/27	L	14-27	TENNESSEE	63,421
12/8	L	13-23	CAROLINA	63,251
12/14	L	24-31	@ Cincinnati	60,043
12/21	L	7-20	N.Y. GIANTS	63,746

TEAM STATISTICS				DALLAS	OPP
FIRST DOWNS.....					
Rushing.....				250.....	280
Passing.....				279.....	281
Penalty.....				82.....	104
Third Down-Made/Att.....				170.....	139
Third Down Efficiency.....				27.....	38
Fourth Down-Made/Att.....				83/229.....	89/233
TOTAL NET YARDS.....				36.2.....	38.2
Avg. Per Game.....				4,778.....	4,516
Total Plays.....				298.6.....	282.3
Avg. Per Play.....				1,015.....	1,022
NET YARDS RUSHING.....				4.7.....	4.4
Avg. Per Game.....				1,637.....	1,994
Total Rushes.....				102.3.....	124.6
Avg. Per Rush.....				423.....	511
NET YARDS PASSING.....				3.9.....	3.9
Avg. Per Game.....				3,141.....	2,522
Sacked/Yards Lost.....				196.3.....	157.6
Gross Yards.....				39/313.....	38/195
Attempts/Completions.....				3,454.....	2,717
Pct. of Completions.....				553/314.....	473/253
Had Intercepted.....				56.8.....	53.5
PUNTS/AVERAGE.....				12.....	7
Net Punting Average.....				86/41.8.....	95/43.6
PUNT RET./AVG.....				35.4.....	36.1
KICK/OFF RET./AVG.....				46/11.1.....	40/9.1
INT./AVG. RET.....				63/24.1.....	65/18.0
PENALTIES/YARDS.....				718.6.....	127/16
FUMBLES/BALL LOST.....				116/1,058.....	99/757
TOUCHDOWNS.....				23/11.....	27/12
Rushing.....				29.....	36
Passing.....				6.....	12
Returns.....				19.....	20
EXTRA POINT/ATTEMPTS.....				4.....	4
Kicking Made-Attempts.....				26/29.....	36/36
Passing Made-Attempts.....				24/24.....	34/34
Rushing Made-Attempts.....				2/5.....	2/2
FIELD GOALS/ATTEMPTS.....				0/0.....	0/0
AVG TIME OF POSS.....				34/38.....	20/27
				29:53.....	30:07

RUSHING	ATT	YDS	AVG	LG	TD
E. Smith	261	1,074	4.1	44	4
Sh. Williams	121	468	3.9	18	2
Aikman	25	79	3.2	13	0
Walker	6	20	3.3	11	0
Miller	1	6	6.0	6	0
Johnston	2	3	1.5	3	0
Wilson	6	-2	-0.3	3	0
Sanders	1	-11	-11.0	-11	0
Cowboys	423	1,637	3.9	44	6
Opponents	511	1,994	3.9	31	12

RECEIVING	NO	YDS	AVG	LG	TD
Irvin	75	1,180	15.7	55	9
Bjornson	47	442	9.4	32	0
Miller	46	645	14.0	54	4
E. Smith	40	234	5.9	24	0
St. Williams	30	308	10.3	20	1
Sh. Williams	21	159	7.6	18	0
Johnston	18	166	9.2	21	1
LaFleur	18	122	6.8	17	2
Walker	14	149	10.6	64	2
B. Davis	3	33	11.0	12	0
Galbraith	2	16	8.0	11	0
Cowboys	314	3,454	11.0	64	19
Opponents	253	2,717	10.7	61	20

INTERCEPTIONS	NO	YDS	AVG	LG	TD
Sanders	2	81	40.5	50	1
Stoutmire	2	8	4.0	8	0
K. Smith	1	21	21.0	21	0
Woodson	1	14	14.0	14	0
Coakley	1	6	6.0	6	0
Cowboys	7	130	18.6	50	1
Opponents	12	211	17.6	61	1

PUNTING	NO	YDS	AVG	TB	INT	LG	BL	NET
Gowin	86	3,592	41.8	9	26	72	0	35.4
Cowboys	86	3,592	41.8	9	26	72	0	35.4
Opp.	95	4,142	43.6	10	27	66	0	36.0

PUNT RETURNS	NO	FC	YDS	AVG	LG	TD
Sanders	33	12	407	12.3	83	1
Mathis	11	2	91	8.3	45	0
St. Williams	2	0	14	7.0	14	0
Pittman	1	0	0	0.0	0	0
Cowboys	47	14	512	10.9	83	1
Opponents	40	19	365	9.1	37	0

KICKOFF RETURNS	NO	YDS	AVG	LG	TD
Walker	50	1,167	23.3	49	0
Marion	10	311	31.1	49	0
Galbraith	2	24	12.0	11	0
Sanders	1	18	18.0	18	0
Cowboys	63	1,520	24.1	49	0
Opponents	65	1,172	18.0	34	0

SCORE BY QUARTERS	1	2	3	4	OT	T
Cowboys	41	95	86	82	0	304
Opponents	64	71	86	90	3	314

FIELD GOALS	11-19	20-29	30-39	40-49	50+
Cunningham	1-1	16-16	9-9	7-10	1-1
Gowin	0-0	0-0	0-0	0-0	0-1
Cowboys	1-1	16-16	9-9	7-10	1-2
Opponents	2-2	8-8	4-6	6-9	0-2

Cunningham: (52,24,28),(24,47,37,34,28,40B),
(46,48,25,23,22),(33,23),(38,40M,31,27),
(19),(37,21),(26,24,35,43),(21),(23),
(34,40,42),(29),(1),(43,32),(23),(44M)
Gowin: (1),(0),(0),(0),(0),(63M),(0),(0),(0),(0),(0),(0)
Opponents: (1),(20),(49,45M,44),(21),(27,22),
(1),(52M,47M,29,37),(28),(46M,42,39,51M),
(1),(34M,32),(29,19),(34,40,18),(42),
(28,42,38M)

SCORING	TDR	TD	TDRT	2PT	FG	PAT	S	TP
Cunningham	0	0	0	0	34/37	24/24	0	126
Irvin	0	9	0	0	0/0	0/0	0	54
E. Smith	4	0	0	1	0/0	0/0	0	26
Miller	0	4	0	0	0/0	0/0	0	24
LaFleur	0	2	0	0	0/0	0/0	0	12
Sanders	0	0	2a	0	0/0	0/0	0	12
Walker	0	2	0	0	0/0	0/0	0	12
Sh. Williams	2	0	0	0	0/0	0/0	0	12
Coakley	0	0	1b	0	0/0	0/0	0	6
Hennings	0	0	1c	0	0/0	0/0	0	6
Johnston	0	1	0	0	0/0	0/0	0	6
St. Williams	0	1	0	0	0/0	0/0	0	6
Bjornson	0	0	0	1	0/0	0/0	0	2
Gowin	0	0	0	0	0/1	0/0	0	0
Cowboys	6	19	4	2	34/38	24/24	0	304
Opponents	12	20	4*	2	20/27	34/34	0	314

2-PT Conversions: Cowboys 2-5; Opponents 2-2

- a 83 punt return vs. Chicago (9/28)
- 50 interception return @ Green Bay (11/23)
- b 16 fumble return @ Washington (10/13)
- c 4 fumble return @ Arizona (9/7)

* Thomas 37 fumble return vs. Philadelphia (9/15)
Wooten 61 interception return @ N.Y. Giants (10/5)
Sharper 34 fumble return @ Green Bay (11/23)
Robertson 42 fumble return vs. Tennessee (11/27)

USUAL STARTERS

WR	Anthony Miller	LE	Tony Tolbert
LT	George Hegamin (7)	LT	Tony Casillas
	Mark Tuinei (6)	RT	Chad Hennings (8)
	Larry Allen (3)		Antonio Anderson (5)
LG	Nate Newton		Leon Lett (3)
C	Clay Shiver	RE	Shante Carver
RG	Larry Allen (13)	LLB	Randal Godfrey
	John Flannery (3)	MLB	Fred Strickland
TE	Erik Williams	RLB	Dexter Coakley
RT	Eric Bjornson	RCB	Kevin Smith
WR	Michael Irvin	LCB	Deion Sanders (13)
QB	Troy Aikman		Kevin Mathis (3)
RB	Emmitt Smith	SS	Darren Woodson
FB	Daryl Johnston (6)	FS	Brook Marion
	Herschel Walker (6)		
	David LaFleur (3)	P	Toby Gowin
K	Richie Cunningham		<i>Pro Bowlers in Bold</i>

PASSING	ATT	COMP	YDS	PCT	AVG	TD	PCT	INT	PCT	LG	SKS/YDS	RATING
Aikman	518	292	3,283	56.4	6.3	19	3.7	12	2.3	64	33/269	78.0
Wilson	21	12	115	57.1	5.5	0	0.0	0	0.0	32	4/26	72.5
Garrett	14	10	56	71.4	4.0	0	0.0	0	0.0	12	2/18	78.3
Cowboys	553	314	3,454	56.8	6.3	19	3.4	12	2.2	64	39/313	77.8
Opponents	473	253	2,717	53.5	5.7	20	4.2	7	1.5	61	38/195	78.5

1998 ★ DALLAS COWBOYS STATISTICS ★ 1998

first Place, NFC East Head Coach: CHAN GAILEY				
PRESEASON (0-5)				
Date	W/L	Score	Opponent	Att.
8/1	L	19-20	SEATTLE	59,357
8/8	L	3-16	OAKLAND	61,048
8/17	L	3-21	N.E. @ Mex. City	106,424
8/22	L	14-22	@ St. Louis	56,461
8/27	L	20-42	@ Jacksonville	71,526
REGULAR SEASON (10-6)				
9/6	W	38-10	ARIZONA	63,602
9/13	L	23-42	@ Denver	75,013
9/21	W	31-7	@ N.Y. Giants	78,039
9/27	L	12-13	OAKLAND	63,544
10/4	W	31-10	@ Washington	72,284
10/11	W	27-20	CAROLINA	64,181
10/18	L	12-13	@ Chicago	59,201
10/25			— Bye —	
11/2	W	34-0	@ Philadelphia	67,002
11/8	W	16-6	N.Y. GIANTS	64,316
11/15	W	35-28	@ Arizona	69,923
11/22	W	30-22	SEATTLE	64,142
11/26	L	36-46	MINNESOTA	64,366
12/6	L	3-22	@ New Orleans	65,065
12/13	L	17-20	@ Kansas City	77,697
12/20	W	13-9	PHILADELPHIA	62,722
12/27	W	23-7	WASHINGTON	63,565
1998 NFC WILD CARD GAME				
1/2/99	L	7-20	ARIZONA	62,969

TEAM STATISTICS	DALLAS	OPP
FIRST DOWNS.....	308.....	276
Rushing.....	125.....	84
Passing.....	154.....	162
Penalty.....	29.....	30
Third Down-Made/Att.....	76/206.....	71/210
Third Down Efficiency.....	36.9.....	33.8
Fourth Down-Made/Att.....	6/12.....	5/20
TOTAL NET YARDS.....	5,450.....	5,164
Avg. Per Game.....	340.6.....	322.8
Total Plays.....	992.....	988
Avg. Per Play.....	5.5.....	5.2
NET YARDS RUSHING.....	2,014.....	1,619
Avg. Per Game.....	125.9.....	101.2
Total Rushes.....	499.....	401
Avg. Per Rush.....	4.0.....	4.0
NET YARDS PASSING.....	3,436.....	3,545
Avg. Per Game.....	214.8.....	221.6
Sacked/Yards Lost.....	19/110.....	34/222
Gross Yards.....	3,546.....	3,767
Attempts/Completions.....	474/279.....	553/290
Pct. of Completions.....	58.9.....	52.4
Had Intercepted.....	8.....	14
POINTS/AVERAGE.....	78/42.8.....	85/42.4
Net Punting Average.....	36.6.....	35.0
PUNT RET./AVG.....	39/12.6.....	34/6.2
KICKOFF RET./AVG.....	51/23.4.....	69/18.5
INT./AVG. RET.....	14/17.9.....	8/15.1
PENALTIES/YARDS.....	128/1108.....	120/917
FUMBLES/BALL LOST.....	18/7.....	23/12
TOUCHDOWNS.....	42.....	32
Rushing.....	21.....	10
Passing.....	17.....	21
Returns.....	4.....	1
EXTRA POINT/ATTEMPTS.....	40/42.....	31/32
Kicking Made-Attempts.....	40/40.....	29/30
Passing Made-Attempts.....	0/2.....	1/1
Rushing Made-Attempts.....	0/0.....	1/1
FIELD GOALS/ATTEMPTS.....	29/35.....	16/19
AVG TIME OF POSS.....	31:50.....	28:10

PASSING	ATT	COMP	YDS	PCT	AVG	TD	PCT	PCT	LG	SKS/YDS	RATING
Aikman	315	187	2,330	59.4	7.4	12	3.8	5	1.6	67/1	88.5
Garrett	158	91	1,206	57.6	7.6	5	3.2	3	1.9	80/1	84.5
Quinn	1	1	10	100.0	10.0	0	0.0	0	0.0	10/0	108.3
Cowboys	474	279	3,546	58.9	7.5	17	3.6	8	1.7	80/1	87.2
Opponents	553	290	3,767	52.4	6.8	21	3.8	14	2.5	89/1	76.3

RUSHING	ATT	YDS	AVG	LG	TD
E. Smith	319	1,332	4.2	32	13
Warren	59	291	4.9	49	4
S. Williams	64	220	3.4	24	1
Aikman	22	69	3.1	23	2
Gowin	1	33	33.0	33	0
Johnston	8	17	2.1	6	0
B. Davis	4	15	3.8	8	0
Garrett	11	14	1.3	5	0
Ogden	1	12	12.0	12	0
Mills	3	9	3.0	5	0
Bjornson	1	7	7.0	7	1
Irvin	1	1	1.0	1	0
Quinn	5	-6	-1.2	-1	0
Cowboys	499	2,014	4.0	49	21
Opponents	401	1,619	4.0	63/1	0

RECEIVING	NO	YDS	AVG	LG	TD
Irvin	74	1,057	14.3	51	1
B. Davis	39	691	17.7	80/1	3
Mills	28	479	17.1	43/1	4
E. Smith	27	175	6.5	24	2
LaFleur	20	176	8.8	24	2
Jeffers	18	330	18.3	67/1	2
Johnston	18	60	3.3	9	1
Bjornson	15	218	14.5	43	1
Warren	13	66	5.1	15	1
S. Williams	11	104	9.5	30	0
Ogden	8	63	7.9	12	0
Sanders	7	100	14.3	55	0
Clay	1	27	27.0	27	0
Cowboys	279	3,546	12.7	80/1	17
Opponents	290	3,767	13.0	89/1	21

INTERCEPTIONS	NO	YDS	AVG	LG	TD
Sanders	5	153	30.6	71	1
K. Smith	2	31	15.5	22	0
Mathis	2	0	0.0	0	0
Wheaton	1	41	41.0	41	0
Coakley	1	18	18.0	18	0
Reese	1	6	6.0	6	0
Woodson	1	1	1.0	1	0
Godfrey	1	0	0.0	0	0
Cowboys	14	250	17.9	71	1
Opponents	8	121	15.1	30	1

PUNTING	NO	YDS	AVG	TB	IN20	LG	BL	NET
Gowin	77	3,342	43.4	14	31	65	1	36.6
Cowboys	78	3,342	42.8	14	31	65	1	36.6
Opp.	85	3,604	42.4	7	22	65	0	35.0

USUAL STARTERS									
WR	Billy Davis	LE	Kavika Pittman	LT	Larry Allen	RT	Chad Hennings	RE	Greg Ellis
LG	Nate Newton	RB	Clay Shiver (9)	LLB	Michael Kisekel (7)	MLB	Fred Strickland	RLB	Dexter Coakley
C	Michael Kisekel (7)	LCB	Kevin Smith (12)	TE	David LaFleur	RCB	Deion Sanders (11)	QB	Troy Aikman (11)
RG	Flozell Adams (10)	LB	Everett McIver (6)	WR	Michael Irvin	SS	Darren Woodson	RB	Emmitt Smith
TE	Erik Williams	FS	Omar Stoutmire (12)	FB	Daryl Johnston		George Teague (4)		
RT	David LaFleur								
WR	Michael Irvin								
QB	Troy Aikman (11)								
RB	Jason Garrett (5)								
FB	Emmitt Smith								
K	Richie Cunningham								
P	Toby Gowin								

Pro Bowlers in Bold

PUNT RETURNS	NO	FC	YDS	AVG	LG	TD
Sanders	24	8	375	15.6	69/1	2
Hughes	10	3	93	9.3	35	0
Warren	2	1	11	5.5	6	0
Mathis	2	1	3	1.5	5	0
K. Smith	1	0	11	11.0	11	0
Cowboys	39	13	493	12.6	69/1	2
Opponents	34	13	210	6.2	18	0

KICKOFF RETURNS	NO	YDS	AVG	LG	TD
Mathis	25	621	24.8	42	0
Hughes	11	274	24.9	36	0
Warren	5	90	18.0	23	0
S. Williams	4	103	25.8	40	0
Ogden	3	65	21.7	28	0
Sanders	1	16	16.0	16	0
LaFleur	1	12	12.0	12	0
B. Davis	1	10	10.0	10	0
Cowboys	51	1,191	23.4	42	0
Opponents	69	1,274	18.5	44	0

SCORE BY QUARTERS	1	2	3	4	OT	T
Cowboys	72	124	80	105	0	381
Opponents	77	82	66	50	0	275

FIELD GOALS	11-19	20-29	30-39	40-49	50+
Cunningham	1-1	9-9	8-11	10-11	1-3
Cowboys	1-1	9-9	8-11	10-11	1-3
Opponents	0-0	6-6	5-5	3-6	2-2

Cunningham: (25), (30,54,26), (40,38M), (40,37M), (42), (27,55M,38), (23,23), (33,25), (37,38M,40,19), (1), (47,44,28), (30,46,47), (33), (32), (51M,42,41), (49M,34,23,26), (22), (22), (1), (30,48M,38), (31), (1), (22,29), (1), (32,23), (40B), (1), (45), (53,53), (24,43), (21,48M,41,39), (1)

SCORING	TDR	TD	TD	2PT	FG	PAT	S	TP
Cunningham	0	0	0	0	29/35	40/40	0	127
E. Smith	13	2	0	0	0/0	0/0	0	90
Warren	4	1	0	0	0/0	0/0	0	30
Mills	0	4	0	0	0/0	0/0	0	24
B. Davis	0	3	0	0	0/0	0/0	0	18
Sanders	0	0	3a	0	0/0	0/0	0	18
Aikman	2	0	0	0	0/0	0/0	0	12
Bjornson	1	1	0	0	0/0	0/0	0	12
Jeffers	0	2	0	0	0/0	0/0	0	12
LaFleur	0	2	0	0	0/0	0/0	0	12
Wheaton	0	0	1b	0	0/0	0/0	1	8
Irvin	0	1	0	0	0/0	0/0	0	6
Johnston	0	1	0	0	0/0	0/0	0	6
S. Williams	1	0	0	0	0/0	0/0	0	6
Cowboys	21	17	4	0	39/35	40/40	1	381
Opponents	10	21	1*	2	19/19	29/30	1	275

2-Pt Conversions: Cowboys 0-2; Opponents 2-2

- a 59 punt return @ N.Y. Giants (9/21)
71 interception return @ N.Y. Giants (9/21)
69 punt return @ Philadelphia (11/2)
b 15 fumble return vs. Arizona (9/6)
+ Araguz tackled in end zone vs. Oakland (9/27)

* Adams 25 interception return vs. Seattle (11/22)
Aikman grounding in end zone @ New Orleans (12/6)

1999 ★ DALLAS COWBOYS STATISTICS ★ 1999

SECOND PLACE, NFC EAST
HEAD COACH: CHAN GAILEY

PRESEASON (1-4)				
Date	W/L	Score	Opponent	Att.
8/9	L	17-20	Clev. @ Canton (OT)	25,156
8/15	L	3-10	@ Oakland	35,909
8/21	L	14-34	@ New England	50,816
8/29	W	22-12	DENVER	61,893
9/2	L	6-27	JACKSONVILLE	58,872
REGULAR SEASON (8-8)				
9/12	W	41-35	@ Wash. (OT)	79,237
9/20	W	24-7	ATLANTA	63,663
9/26			- Bye -	
10/3	W	35-7	ARIZONA	64,169
10/10	L	10-13	@ Philadelphia	66,669
10/18	L	10-13	@ N.Y. Giants	78,204
10/24	W	38-20	WASHINGTON	64,377
10/31	L	24-34	@ Indianapolis	56,860
11/8	L	17-27	@ Minnesota	64,111
11/14	W	27-13	GREEN BAY	64,634
11/21	L	9-13	@ Arizona	72,015
11/25	W	20-0	MIAMI	64,328
12/5	L	6-13	@ New England	58,444
12/12	W	20-10	PHILADELPHIA	64,086
12/19	L	21-22	N.Y. JETS	64,271
12/24	L	24-31	@ New Orleans	47,835
1/2/00	W	26-18	N.Y. GIANTS	63,767
1999 NFC WILD CARD GAME				
1/9/00	L	10-27	@ Minnesota	64,056

TEAM STATISTICS	DALLAS	OPP
FIRST DOWNS	295	266
Rushing	129	81
Passing	139	154
Penalty	27	31
Third Down-Made/Att	77/219	71/221
Third Down Efficiency	35.2	32.1
Fourth Down-Made/Att	6/17	4/9
TOTAL NET YARDS	5,178	4,480
Avg. Per Game	323.6	302.5
Total Plays	1,024	997
Avg. Per Play	5.1	4.9
NET YARDS RUSHING	2,051	1,442
Avg. Per Game	128.2	90.1
Total Rushes	493	417
Avg. Per Rush	4.2	3.5
NET YARDS PASSING	3,127	3,398
Avg. Per Game	195.4	212.4
Sacked/Yards Lost	24/151	35/217
Gross Yards	3,278	3,615
Attempts/Completions	507/295	545/297
Pct. of Completions	58.2	54.5
Had Intercepted	13	24
PUNTS/AVERAGE	81/43.2	93/41.2
Net Punting Average	35.1	34.2
PUNT RET./AVG.	41/10.7	43/10.7
KICKOFF RET./AVG.	58/23.7	62/20.3
INT./AVG. RET.	24/18.4	13/7.7
PENALTIES/YARDS	136/1,196	107/862
FUMBLES/BALL LOST	22/10	23/9
TOUCHDOWNS	42	28
Rushing	16	6
Passing	20	19
Returns	6	3
EXTRA POINT/ATTEMPTS	41/41	27/28
Kicking Made-Attempts	41/41	24/24
Passing Made-Attempts	0/0	1/1
Rushing Made-Attempts	0/0	2/3
FIELD GOALS/ATTEMPTS	19/31	26/33
AVG TIME OF POSS.	31:51	28:09

PASSING	ATT	COMP	YDS	PCT	AVG	PCT	PCT	PCT	LG	SKS/YDS	RATING	
					ATT	TD	INT	INT				
Aikman	442	263	2,964	59.5	6.7	17	3.8	12	2.7	90t	19/130	81.1
Garrett	64	32	314	50.0	4.9	3	4.7	1	1.6	37t	5/21	73.3
Sanders	1	0	0	0.0	0.0	0	0.0	0	0.0	0	0/0	39.6
Cowboys	507	295	3,278	58.2	6.5	20	3.9	13	2.6	90t	24/151	80.0
Opponents	545	297	3,615	54.5	6.6	19	3.5	24	4.4	71	35/217	68.4

RUSHING

E. Smith	329	1,397	4.2	63	11
Warren	99	403	4.1	25	2
Ismail	13	110	8.5	27	1
Chancey	14	57	4.1	11	0
Thomas	8	35	4.4	10	0
Bjornson	1	20	20.0	20	0
Garrett	6	12	2.0	9	0
Alkman	21	10	0.5	7	1
Tucker	1	8	8.0	8	0
Mills	1	-1	-1.0	-1	0
Cowboys	493	2,051	4.2	63	16
Opponents	417	1,442	3.5	37	6
RECEIVING					
Ismail	80	1,097	13.7	76	6
LaFleur	35	322	9.2	25	7
Warren	34	224	6.6	24	0
Mills	30	325	10.8	36	0
E. Smith	27	119	4.4	14	2
Tucker	23	439	19.1	90	2
Ogden	12	144	12.0	25	0
Irvine	10	167	16.7	37	3
Bjornson	10	131	13.1	32	0
Thomas	10	64	6.4	13	0
McGarity	7	70	10.0	18	0
Brazzell	5	114	22.8	53	0
Lucky	5	25	5.0	8	0
Sanders	4	24	6.0	9	0
Lester	2	9	4.5	6	0
Johnston	1	4	4.0	4	0
Cowboys	295	3,278	11.1	90	20
Opponents	297	3,615	12.2	71	19

INTERCEPTIONS	NO	YDS	AVG	LG	TD
Coakley	4	119	29.8	46	1
Teague	3	127	42.3	95	2
Reese	3	28	9.3	24	0
Sanders	3	2	0.7	2	0
Hawthorne	3	-2	-0.7	0	0
Hambrick	2	44	22.0	25	0
Woodson	2	5	2.5	5	0
Ellis	1	87	87.0	87	1
K. Smith	1	16	16.0	16	0
Godfrey	1	10	10.0	10	0
Nguyen	1	6	6.0	6	0
Cowboys	23	442	18.4	95	4
Opponents	14	100	7.1	30	0

USUAL STARTERS

WR	Raghib Ismail	LE	Kavita Pittman
LT	Flozell Adams	LT	Alonzo Spellman
LG	Larry Allen (11)	RT	Chad Hennings
	Solomon Paine (5)	RE	Greg Ellis
C	Mark Stepanoski	DLB	Darren Hambrick
RG	Everett McIver	MLB	Randall Godfrey
TE	Eric Williams	MLB	Dexter Coakley
RT	David LaFleur	LCB	Kevin Smith (8)
WR	Ernie Mills (5)		Kevin Mathis (4)
	Michael Irvin (4)	RCB	Deion Sanders (14)
	Jason Tucker (3)		Charlie Williams (2)
QB	Troy Aikman	SS	Darren Woodson
RB	Emmitt Smith	FS	George Teague
FB	Robert Thomas		
		P	Toyah Gowing
		K	Richie Cunningham (12)
			Edmie Murray (4)

Pro Bowlers in Bol

PUNTING	NO	YDS	AVG	TB	IN20	LG	BL	NET
Gowin	81	3,500	43.2	10	24	64	0	35.1
Cowboys	81	3,500	43.2	10	24	64	0	35.1
Opp.	93	3,836	41.2	11	17	59	1	34.2

PUNT RETURNS	NO	FC	YDS	AVG	LG	TD
Sanders	30	1	344	11.5	76	1
Tucker	4	2	52	13.0	41	0
Ogden	4	2	28	7.0	10	0
McGarity	3	4	16	5.3	9	0
Cowboys	41	9	440	10.7	76	1
Opponents	43	14	459	10.7	85t	1

KICKOFF RETURNS	NO	YDS	AVG	LG	TD
Tucker	22	613	27.9	79	0
Mathis	18	408	22.7	37	0
Ogden	12	252	21.0	29	0
Sanders	4	87	21.8	31	0
Noble	1	9	9.0	9	0
Coakley	1	3	3.0	3	0
Cowboys	58	1,372	23.7	79	0
Opponents	62	1,259	20.3	32	0

SCORE BY QUARTERS	1	2	3	4	OT	T
Cowboys	87	92	80	87	6	352
Opponents	28	56	76	116	0	276

FIELD GOALS	11-19	20-29	30-39	40-49	50+
Cunningham	0-0	4-6	5-6	3-9	0-1
Murray	0-0	3-3	3-4	1-2	0-0
Cowboys	0-0	7-9	8-10	4-11	0-1
Opponents	0-0	8-8	11-11	7-13	0-1

Cunningham: (), (23, 47M), (24M), (42, 50M),
(48M, 38, 41M), (32), (24), (42M, 37M, 39),
(22M, 44, 47), (48M), (36, 23), (20, 43M, 34),
(0, 0, 0, 0)
Murray: (), (), (), (), (), (), (), (), (), (),
(49M, 30, 34, 33M), (), (33), (20, 21, 27, 40)
Opponents: (25, 42), (49M), (), (48, 31), (27, 21),
(36, 24), (43, 30, 33, 27), (49M, 31, 40),
(38, 44B, 31), (24, 38), (52M, 47B, 47M),
(41, 23), (44), (47, 33, 49M, 37), (32), (29)

SCORING	TDR	TDP	TDR1	2PI	FG	PAT	%	FT
E. Smith	11	2	0	0	0/0	0	0	78
Cunningham	0	0	0	0	12/22	31/31	0	67
Ismael	1	6	0	0	0/0	0	0	42
LaFleur	0	1	0	0	0/0	0/0	0	42
Murray	0	0	0	0	7/9	10/10	0	31
Irvine	0	3	0	0	0/0	0/0	0	18
Ellis	0	0	2a	0	0/0	0/0	0	12
Teague	0	0	2b	0	0/0	0/0	0	12
Tucker	0	2	0	0	0/0	0/0	0	12
Warren	2	0	0	0	0/0	0/0	0	12
Aikman	1	0	0	0	0/0	0/0	0	6
Bjornson	1	0	0	0	0/0	0/0	0	6
Coakley	0	0	1c	0	0/0	0/0	0	6
Sanders	0	0	1d	0	0/0	0/0	0	6
Hambick	0	0	0	0	0/0	0/0	1+	2
Cowboys	16	20	6	0	19/31	41/41	1	352
Opponents	6	19	3*	0	26/33	24/24	0	276

2-Pt Conversions: Cowboys 0-0; Opponents 3-4

- a 87 interception return vs. Atlanta (9/20)
- 98 fumble return vs. Arizona (10/3)
- b 32 interception return vs. Arizona (10/3)
- 95 interception return vs. Green Bay (11/14)
- c 46 interception return vs. Miami (11/25)
- d 70 punt return vs. Washington (10/24)
- + Forced punter out of end zone @ Arizona (11/21)

* Barber 85 punt return @ N.Y. Giants (10/18)
Wilkins 0 fumble recovery @ Indianapolis (10/31)
Weary 58 fumble return @ New Orleans (12/24)

2000 ★ DALLAS COWBOYS STATISTICS ★ 2000

FOURTH PLACE, NFC EAST HEAD COACH: DAVE CAMPO				
PRESEASON (0-5)				
Date	W/L	Score	Opponent	Att.
7/30	L	10-38	PITTSBURGH	56,391
8/5	L	9-20	Atlanta @ Tokyo	42,178
8/13	L	20-21	OAKLAND	56,878
8/19	L	23-36	@ Denver	76,632
8/24	L	17-24	ST. LOUIS	57,261
REGULAR SEASON (5-11)				
9/3	L	14-41	PHILADELPHIA	62,872
9/10	L	31-32	@ Arizona	66,009
9/18	W	27-21	@ Washington	84,431
9/24	L	24-41	SAN FRANCISCO	64,127
10/1	W	16-13	@ Carolina (OT)	73,310
10/8			- Bye -	
10/15	L	14-19	@ N.Y. Giants	78,189
10/22	W	48-7	ARIZONA	62,981
10/29	L	17-23	JACKSVL (OT)	63,554
11/5	L	13-16	@ Philadelphia (OT)	65,636
11/12	W	23-6	CINCINNATI	62,170
11/19	L	15-27	@ Baltimore	69,416
11/23	L	15-27	MINNESOTA	63,878
12/3	L	7-27	@ Tampa Bay	65,621
12/10	W	32-13	WASHINGTON	63,467
12/17	L	13-17	N.Y. GIANTS	61,311
12/25	L	0-31	@ Tennessee	68,498

TEAM STATISTICS	DALLAS	OPP
FIRST DOWNS.....	276	309
Rushing.....	116	137
Passing.....	128	145
Penalty.....	32	27
Third Down-Made/Att.....	70/195.....	84/208
Third Down Efficiency.....	35.9.....	40.4
Fourth Down-Made/Att.....	10/18.....	8/18
TOTAL NET YARDS.....	4,475.....	5,329
Avg. Per Game.....	279.7.....	333.1
Total Plays.....	943.....	1,021
Avg. Per Play.....	4.7.....	5.2
NET YARDS RUSHING.....	1953.....	2636
Avg. Per Game.....	122.1.....	164.8
Total Rushes.....	463.....	538
Avg. Per Rush.....	4.2.....	4.9
NET YARDS PASSING.....	2,522.....	2,693
Avg. Per Game.....	157.6.....	168.3
Sacked/Yards Lost.....	35/249.....	26/189
Gross Yards.....	2,771.....	2,882
Att./Completions.....	445/255.....	458/277
Completion Pct.....	57.3.....	60.5
Had Intercepted.....	21.....	16
PUNTS/AVERAGE.....	68/41.9.....	70/40.5
Net Punting Avg.....	35.4.....	33.3
PENALTIES/YARDS.....	108/963.....	108/999
FUMBLES/BALL LOST.....	31/18.....	23/9
TOUCHDOWNS.....	31.....	41
Rushing.....	15.....	17
Passing.....	14.....	20
Returns.....	2.....	4
EXTRA POINT/ATTEMPTS.....	29/31.....	37/40
Kicking Made-Attempts.....	21/27.....	37/37
Passing Made-Attempts.....	2/3.....	0/1
Rushing Made-Attempts.....	0/1.....	0/2
FIELD GOALS/ATTEMPTS.....	25/33.....	26/31
AVG TIME OF POSS.....	28:40.....	31:20

RUSHING	ATT	YDS	AVG	LG	TD
E. Smith	294	1,203	4.1	52	9
Warren	59	254	4.3	32	2
Cunningham	23	89	3.9	19	1
Wiley	24	88	3.7	11	0
Ismail	8	73	9.1	37	0
Thomas	15	51	3.4	9	0
McGarity	6	49	8.2	22	1
Tucker	4	42	10.5	17	1
Wright	12	36	3.0	19	0
T. Hambrick	6	28	4.7	13	0
Coakley	1	26	26.0	26	0
Aikman	10	13	1.3	5	0
Seder	1	1	1.0	1	1
Cowboys	463	1,953	4.2	52	15
Opponents	538	2,636	4.9	70	17

RECEIVING	NO	YDS	AVG	LG	TD
McKnight	52	926	17.8	48	2
Harris	39	306	7.8	21	5
Warren	31	302	9.7	76	1
Ismail	25	350	14.0	44	1
McGarity	25	250	10.0	25	0
Thomas	23	117	5.1	14	2
Wiley	14	72	5.1	15	1
Tucker	13	126	9.7	18	0
LaFleur	12	109	9.1	19	1
E. Smith	11	79	7.2	19	0
Galloway	4	62	15.5	22	1
Hodge	4	60	15.0	20	0
Brazzell	2	12	6.0	10	0
Cowboys	255	2,771	10.9	76	14
Opponents	277	2,882	10.4	68	19

INTERCEPTIONS	NO	YDS	AVG	LG	TD
Sparks	5	59	11.8	43	0
Reese	2	60	30.0	46	0
Nguyen	2	31	15.5	24	0
Woodson	2	12	6.0	12	0
McNeil	2	4	2.0	4	0
Worthing	2	1	0.5	1	0
C. Williams	1	0	0.0	0	0
Cowboys	16	167	10.4	46	0
Opponents	21	179	8.5	42	3

PUNTING	NO	YDS	AVG	TB	INT	LG	BL	NET
Knorr	58	2,485	42.8	8	12	60	0	35.8
Cantrell	10	367	36.7	0	3	40	0	33.3
Cowboys	68	2,852	41.9	8	15	60	0	35.4
Opp.	70	2,838	40.5	7	22	63	0	33.3

PUNT RETURNS	NO	FC	YDS	AVG	LG	TD
McGarity	30	9	353	11.8	64	2
Tucker	4	5	9	2.3	8	0
Galloway	1	0	2	2.0	2	0
Cowboys	35	14	364	10.4	64	2
Opponents	29	18	282	9.7	54	0

KICKOFF RETURNS	NO	YDS	AVG	LG	TD
Tucker	51	1,099	21.5	90	0
Wiley	13	303	23.3	38	0
LaFleur	2	21	10.5	13	0
Sanlito	1	13	13.0	13	0
Goodrich	1	12	12.0	12	0
Noble	1	8	8.0	8	0
Larrimore	0	0	0.0	0	0
Cowboys	69	1,456	21.1	90	0
Opponents	56	1,205	21.5	42	0

SCORE BY QUARTERS	1	2	3	4	OT	T
Cowboys	51	92	73	75	3	294
Opponents	61	101	84	106	9	361

FIELD GOALS	11-19	20-29	30-39	40-49	50+
Seder	2-2	5-6	9-11	9-13	0-1
Cowboys	2-2	5-6	9-11	9-13	0-1
Opponents	2-2	9-9	9-9	4-9	2-2

Seder: (34,38),(44),(32,38),(40),(27,45M,24),(0),(32,23),(19),(48,27),(39M,44M,43,35,42,51M),(46M),(37,26M,43,36),(34M),(33,19,47M,20,43),(47,43),(0)

Opponents: (33,37),(19,54,35,51),(0),(38,47),(39,23),(24,20),(0),(42,49B),(40M,34,34,32),(22,37),(25,47M,19),(49,29),(28,25),(0),(45B,40M,44),(21)

SCORING	TDR	TD	TD	TD	2PT	FG	PAT	S	TP
Seder	1	0	0	0	25/33	27/27	0	108	
E. Smith	9	0	0	0	0/0	0/0	0	0	32
Harris	0	5	0	1	0/0	0/0	0	0	54
McGarity	1	0	2a	0	0/0	0/0	0	0	18
Warren	2	1	0	0	0/0	0/0	0	0	18
McKnight	0	2	0	0	0/0	0/0	0	0	12
Thomas	0	2	0	0	0/0	0/0	0	0	12
Ismail	0	1	0	1	0/0	0/0	0	0	8
Cunningham	1	0	0	0	0/0	0/0	0	0	6
Galloway	0	1	0	0	0/0	0/0	0	0	6
LaFleur	0	1	0	0	0/0	0/0	0	0	6
Tucker	1	0	0	0	0/0	0/0	0	0	6
Wiley	0	1	0	0	0/0	0/0	0	0	6
Reese	0	0	0	0	0/0	0/0	1	2	2
Cowboys	15	14	2	2	25/33	27/27	1	294	
Opponents	17	20	4*	0	26/31	37/37	0	361	

2-Pt Conversions: Cowboys 2-4; Opponents 0-3

a 64 punt return @ Arizona (9/10)
59 punt return vs. Arizona (10/22)
Tackled punter in end zone @ Carolina (10/1)

* Trotter 27 int. return vs. Philadelphia (9/3)
Kelly 9 interception return @ Tampa Bay (12/3)
Ford 30 fumble return @ Tennessee (12/25)
Bulluck 8 int. return @ Tennessee (12/25)

USUAL STARTERS			
WR	Raghib Ismail (9)	LE	Greg Ellis
	Jason Tucker (7)	LT	Chad Hennings (8)
LT	Flozell Adams		Brandon Noble (6)
LG	Larry Allen	RT	Leon Lett (7)
C	Mark Stepnoski (11)		Michael Myers (7)
RE	Ben Fricke (5)	RE	Alonzo Spellman
RG	Solomon Page	LLB	Darren Hambrick
RT	Erik Williams	MLB	Baron Wortham (11)
TE	David LaFleur (10)		Dat Nguyen (5)
	Jackie Harris (6)	RLB	Dexter Coakley
WR	James McKnight	LCB	Phillip Sparks (11)
QB	Troy Aikman (11)		Kareem Larrimore (4)
	Randal Cunningham (3)	RCB	Rayan McNeil
RB	Emmitt Smith	SS	Darren Woodson (11)
FB	Robert Thomas		Greg Myers (5)
		FS	George Teague (9)
K	Tim Seder		Izell Reese (7)
P	Micah Knorr		

Pro Bowlers in Bold

PASSING	ATT	COMP	YDS	PCT	ATT	TD	TD	INT	INT	LG	SKS/YDS	RATING
Aikman	262	156	1,632	59.5	6.2	7	2.7	14	5.3	48	13/91	64.3
Cunningham	125	74	849	59.2	6.8	6	4.8	4	3.2	76	8/45	82.4
Wright	53	22	237	41.5	4.5	0	0.0	3	5.7	46	12/92	31.7
Stoerner	5	3	53	60.0	10.6	1	2.0	0	0.0	29	2/21	135.8
Cowboys	445	255	2,771	57.3	6.2	14	3.1	21	4.7	76	35/249	66.6
Opponents	458	277	2,882	60.5	6.3	20	4.4	16	3.5	68	26/189	78.7

2001 ★ DALLAS COWBOYS STATISTICS ★ 2001

STAFF

PLAYERS

2015 SEASON

RECORDS

PLAYOFF
RECORDS

2001
STATISTICS

SIDELINES

FIFTH PLACE, NFC EAST HEAD COACH: DAVE CAMPO

PRESEASON (0-5)					Att.
Date	W/L	Score	Opponent		
8/4	L	14-21	@ Oakland		37,978
8/11	L	6-20	DENVER		46,883
8/18	L	10-16	@ New Orleans		53,249
8/27	W	21-6	Oak. @ Mexico City		88,309
8/30	W	27-17	JACKSONVILLE		35,228
REGULAR SEASON (5-11)					
9/9	L	6-10	TAMPA BAY		61,521
9/23	L	21-32	SAN DIEGO		63,430
9/30	L	18-40	@ Philadelphia		66,621
10/7	L	21-28	@ Oakland		61,535
10/15	W	9-7	WASHINGTON		63,941
10/21		- Bye -			
10/28	W	17-3	ARIZONA		63,114
11/4	L	24-27	@ N.Y. Giants (OT)		78,673
11/11	L	13-20	@ Atlanta		69,010
11/18	L	3-36	PHILADELPHIA		63,204
11/22	L	24-26	DENVER		64,104
12/2	W	20-14	@ Washington		85,112
12/9	W	20-13	N.Y. GIANTS		61,821
12/16	L	3-29	@ Seattle		63,366
12/23	L	10-17	@ Arizona		48,883
12/30	W	27-21	SAN FRANCISCO		64,366
1/6/02	L	10-15	@ Detroit		77,512

TEAM STATISTICS			DALLAS	OPP
FIRST DOWNS.....			247	272
Rushing.....			114	90
Passing.....			110	160
Penalty.....			23	22
Third Down-Made/Att.....		71/215	76/214	
Third Down Efficiency.....		33.0	35.5	
Fourth Down-Made/Att.....		4/16	8/15	
TOTAL NET YARDS.....		4,402	4,599	
Avg. Per Game.....		275.1	287.4	
Total Plays.....		952	985	
Avg. Per Play.....		4.6	4.7	
NET YARDS RUSHING.....		2,184	1,710	
Avg. Per Game.....		136.5	106.9	
Total Rushes.....		505	472	
Avg. Per Rush.....		4.3	3.6	
NET YARDS PASSING.....		2,218	2,889	
Avg. Per Game.....		138.6	180.6	
Sacked/Yards Lost.....		34/190	24/130	
Gross Yards.....		2,408	3,019	
Att./Completions.....		413/210	489/287	
Completion Pct.....		50.8	58.7	
Had Intercepted.....		20	9	
PUNTS/AVERAGE.....		81/38.7	79/41.7	
Net Punting Avg.....		31.1	34.5	
PUNT RET./AVG.....		41/12.0	38/13.0	
KICKOFF RET./AVG.....		64/23.1	54/21.6	
INT/OFF. RET.....		9/21.2	20/17.2	
PENALTIES/YARDS.....		92/744	69/634	
FUMBLE/BALL LOST.....		25/14	29/16	
TOUCHDOWNS.....		26	37	
Rushing.....		8	12	
Passing.....		14	20	
Returns.....		4	5	
EXTRA POINT/ATTEMPTS.....		24/26	33/37	
Kicking Made-Attempts.....		24/24	33/34	
Passing Made-Attempts.....		0/2	0/3	
Rushing Made-Attempts.....		0/0	0/0	
FIELD GOALS/ATTEMPTS.....		22/33	27/36	
AVG TIME OF POSS.....		30:13	29:47	

RUSHING	ATT	YDS	AVG	LG	TD
E. Smith	261	1,021	3.9	44	3
T. Hambrick	113	579	5.1	80	2
Wiley	34	247	7.3	58	0
Carter	45	150	3.3	17	1
Wright	17	57	3.4	12	0
Thomas	6	40	6.7	24	0
Galloway	3	32	10.7	16	0
Ismail	8	31	3.9	11	0
Stoerner	9	27	3.0	13	1
Seder	1	8	8.0	8t	1
Chiaverini	1	3	3.0	3	0
Knorr	1	0	0.0	0	0
Taylor	1	0	0.0	0	0
Swinton	1	-4	-4.0	-4	0
Leaf	4	-7	-1.8	0	0
Cowboys	505	2,184	4.3	80	8
Opponents	472	1,710	3.6	48	12

RECEIVING	NO	YDS	AVG	LG	TD
Ismail	53	834	15.7	80t	2
Galloway	52	699	13.4	47t	3
E. Smith	17	116	6.8	22	0
Wiley	16	99	6.2	17	1
Harris	15	141	9.4	28	2
Lucky	13	96	7.4	16	1
Chiaverini	10	107	10.7	21	2
Huggins	8	36	4.5	10	0
Swinton	7	117	16.7	45t	1
McGarity	6	45	7.5	11t	1
Thomas	5	19	3.8	6	1
Hambrick	4	62	15.5	27	0
Rambo	3	28	9.3	14	0
Witherspoon	1	9	9.0	9	0
Cowboys	210	2,408	11.5	80t	14
Opponents	287	3,019	10.5	78	20

INTERCEPTIONS	NO	YDS	AVG	LG	TD
Woodson	3	11	3.7	6	0
Coakley	2	39	19.5	29t	2
Hawthorne	2	28	14.0	22t	0
Edwards	1	71	71.0	71t	1
Reese	1	42	42.0	42	0
Cowboys	9	191	21.2	71t	3
Opponents	20	344	17.2	50t	4

USUAL STARTERS

WR	Raghib Ismail	LE	Greg Ellis
LT	Flozell Adams	NT	Brandon Noble
LG	Larry Allen	DT	Mike Myers
C	Mark Stepnoski	RE	Peppi Zellner
RG	Kevin Garmon	WLB	Dexter Coakley
RT	Solomon Page	MLB	Dat Nguyen
TE	Jackie Harris (12)	SLB	Markus Steele (10)
	Mike Lucky (4)		Darren Hambrick (5)
WR	Joey Galloway	RCB	Mario Edwards
QB	Quincy Carter (8)	LCB	Duane Hawthorne (11)
	Ryan Leaf (3)		Izell Reese (3)
	Anthony Wright (3)	SS	Darren Woodson
	Clint Stoerner (2)	FS	George Teague
RB	Emmitt Smith		
FB	Troy Hambrick (9)	P	Micah Knorr
	Robert Thomas (5)		
K	Jon Hilbert (8)		
	Tim Seder (8)		

Pro Bowlers in Bold

PUNTING	NO	YDS	AVG	TB	INT2	LG	BL	NET
Knorr	78	3,135	40.2	6	25	57	3	31.1
Cowboys	81	3,135	38.7	6	25	57	3	31.1
Opponents	79	3,298	41.7	4	29	62	0	34.4

PUNT RETURNS	NO	FC	YDS	AVG	LG	TD
Swinton	31	8	414	13.4	65t	1
McGarity	6	2	38	6.3	17	0
Rambo	2	0	15	7.5	13	0
Ismail	1	3	20	20.0	20	0
Galloway	1	0	6	6.0	6	0
Cowboys	41	13	493	12.0	65t	1
Opponents	38	18	493	13.0	74	0

KICKOFF RETURNS	NO	YDS	AVG	LG	TD
Swinton	56	1,327	23.7	77	0
Wiley	4	90	22.5	40	0
Rambo	2	30	15.0	19	0
Larrimore	1	22	22.0	22	0
Evans	1	7	7.0	7	0
Cowboys	64	1,476	23.1	77	0
Opponents	54	1,164	21.6	61	0

SCORE BY QUARTERS	1	2	3	4	OT	T
Cowboys	38	81	45	82	0	246
Opponents	60	131	54	90	3	338

FIELD GOALS	11-19	20-29	30-39	40-49	50+
Seder	0-0	5-5	3-5	3-6	0-1
Hilbert	0-0	3-3	6-6	2-7	0-0
Cowboys	0-0	8-8	9-11	5-13	0-1
Opponents	2-2	10-10	6-8	8-11	1-5

Seder: (22,46), (0,41), (43), (34B,41B), (41M,28,52M,39,26), (31), (22,47M,34M), (28,39), (0,0), (0,0), (0,0), (0,0), (0,0)
Hilbert: (0,0), (0,0), (0,0), (0,0), (47B,41M,30), (43), (44M,38,39), (38,41,48M), (37), (27,41M), (22,20), (33)
Opponents: (39,52M), (22,24,23,41M,43), (40,19), (0,44M), (27), (40,59M,42), (31,36M,19), (24,46,26,28,30), (24,50,48,28), (0,35,41), (22,37), (34,35M), (46M), (51M,51M,47)

SCORING	TD	R	TD	TD	2P	FG	PAT	S	TP
Seder	1	0	0	0	11/17	12/12	0	51	12
Hilbert	0	0	0	0	11/15	12/12	0	45	0
Galloway	0	3	0	0	0/0	0/0	0	18	0
Smith	3	0	0	0	0/0	0/0	0	18	0
Chiaverini	0	2	0	0	0/0	0/0	0	12	0
Coakley	0	0	2a	0	0/0	0/0	0	12	0
Hambrick	2	0	0	0	0/0	0/0	0	12	0
Harris	0	2	0	0	0/0	0/0	0	12	0
Ismail	0	2	0	0	0/0	0/0	0	12	0
Swinton	0	1	1c	0	0/0	0/0	0	12	0
Carter	1	0	0	0	0/0	0/0	0	6	0
Edwards	0	0	1b	0	0/0	0/0	0	6	0
Lucky	0	1	0	0	0/0	0/0	0	6	0
McGarity	0	1	0	0	0/0	0/0	0	6	0
Stoerner	1	0	0	0	0/0	0/0	0	6	0
Thomas	0	1	0	0	0/0	0/0	0	6	0
Wiley	0	1	0	0	0/0	0/0	0	6	0
Cowboys	8	14	4	0	22/33	24/24	0	246	0
Opponents	12	20	5*	0	27/36	33/34	1	338	0

2-Pt Conversions: Cowboys 0-2; Opponents 0-3

- a 10 interception return vs. Arizona (10/28)
- 29 interception return @ N.Y. Giants (11/4)
- b 11 interception return vs. Philadelphia (11/4)
- c 65 punt return vs. Denver (11/22)

- * Moore 10 fumble return @ Philadelphia (9/30)
- Trotter 50 int. return vs. Philadelphia (11/18)
- Hampton 33 int. return vs. Philadelphia (11/18)
- Charlton 38 interception return @ Seattle (12/16)
- McKinnon 24 interception return @ Arizona (12/23)
- A Swinton fumble punt out of end zone @ Seattle (12/16)

2003 ★ DALLAS COWBOYS STATISTICS ★ 2003

SECOND PLACE, NFC EAST
HEAD COACH: BILL PARCELLS

PRESEASON (2-2)				
Date	W/L	Score	Opponent	Att.
8/9	L	0-13	@ Arizona	23,838
8/15	W	34-6	HOUSTON	60,058
8/21	L	14-15	@ Pittsburgh	58,099
8/28	W	52-13	OAKLAND	53,078
REGULAR SEASON (10-6)				
9/7	L	13-27	ATLANTA	64,104
9/15	W	35-32	@ N.Y. Giants (OT)	78,907
9/21			- Bye -	
9/28	W	17-6	@ N.Y. Jets	77,863
10/5	W	24-7	ARIZONA	63,601
10/12	W	23-21	PHILADELPHIA	63,648
10/19	W	38-7	@ Detroit	61,160
10/26	L	0-16	@ Tampa Bay	65,602
11/2	W	21-14	WASHINGTON	64,002
11/9	W	10-6	BUFFALO	63,770
11/16	L	0-12	@ New England	68,436
11/23	W	24-20	CAROLINA	63,871
11/27	L	21-40	MIAMI	64,110
12/7	L	10-36	@ Philadelphia	69,773
12/14	W	27-0	@ Washington	70,284
12/21	W	19-3	N.Y. GIANTS	64,118
12/28	L	7-13	@ New Orleans	68,451
2003 NFC Wild Card Game				
1/3/04	L	10-29	@ Carolina	73,014

TEAM STATISTICS	DALLAS	OPP
FIRST DOWNS	286	228
Rushing	115	68
Passing	149	127
Penalty	22	33
Third Down-Made/Att.	88/241	69/227
Third Down Efficiency	36.5	30.0
Fourth Down-Made/Att.	4/12	7/15
TOTAL NET YARDS	5,161	4,056
Avg. Per Game	322.6	253.5
Total Plays	1,062	937
Avg. Per Play	4.9	4.3
NET YARDS RUSHING	1,999	1,425
Avg. Per Game	124.9	89.1
Total Rushes	515	413
Avg. Per Rush	3.9	3.5
NET YARDS PASSING	3,162	2,631
Avg. Per Game	197.6	164.4
Sacked/Yards Lost	37/185	32/189
Gross Yards	3,747	2,820
Attempts/Completions	510/294	492/239
Pct. of Completions	57.6	48.6
Had Intercepted	21	13
PUNTS/AVERAGE	95/38	105/42
Net Punting Average	34.6	37.5
PUNT RET./AVG.	50/17.6	34/6.9
KICKOFF RET./AVG.	60/21.5	66/21.9
INT./AVG. RET.	13/14.1	21/13.6
PENALTIES/YARDS	98/837	88/763
FUMBLES/BALL LOST	26/8	24/12
TOUCHDOWNS	31	28
Rushing	11	7
Passing	17	18
Returns	3	3
EXTRA POINTS/ATTEMPTS	30/31	23/26
TWO POINT CONV./ATTS.	0/0	2/2
FIELD GOALS/ATTEMPTS	23/29	21/23
AVG. TIME OF POSS.	32.34	27.26

PASSING	ATT	COMP	YDS	PCT	AVG	PCT	PCT	PCT	LG	SKS/YDS	RATING
					TD	TD	INT	INT			
Carter	505	292	3,302	57.8	6.5	17	3.4	21	64	37/185	71.4
Hutchinson	2	1	8	50.0	4.0	0	0.0	0	8	0/0	60.4
Cason	1	1	37	100.0	37.0	0	0.0	0	37	0/0	118.8
Anderson	1	0	0	0.0	0.0	0	0.0	0	0	0/0	39.6
Glenn	1	0	0	0.0	0.0	0	0.0	0	0	0/0	39.6
Cowboys	510	294	3,347	57.6	6.6	17	3.3	21	64	37/185	71.4
Opponents	492	239	2,820	48.6	5.7	18	3.7	13	76	32/189	67.6

RUSHING	ATT	YDS	AVG	LG	TD
---------	-----	-----	-----	----	----

Hambrick	275	972	3.5	42	5
Anderson	70	306	4.4	19	1
Carter	68	257	3.8	19	2
Cason	40	220	5.5	63†	2
Murrell	28	107	3.8	17	0
Bickerstaff	3	56	2.9	9	1
Glenn	3	55	18.3	47	0
Galloway	4	22	5.5	10	0
Martin	4	7	1.8	3	0
Bryant	2	0	0.0	2	0
Hutchinson	2	-3	-1.5	-1	0
Cowboys	515	1,999	3.9	63†	11
Opponents	413	1,425	3.5	64†	7
RECEIVING	NO	YDS	AVG	LG	TD
Anderson	69	493	7.1	37	4
Glenn	52	754	14.5	51†	5
Bryant	39	550	14.1	54	2
Witten	35	347	9.9	36†	1
Galloway	34	672	19.8	64	2
Campbell	20	195	9.8	23	1
Cason	17	142	8.4	28	0
Hambrick	17	99	5.8	13	0
Murrell	4	32	8.0	14	0
Smith	3	46	15.3	32	0
Martin	2	9	4.5	6	0
Robinson	2	8	4.0	5†	2
Cowboys	294	3,347	11.4	64†	17
Opponents	239	2,820	11.8	76†	18

USUAL STARTERS

WR	Joey Galloway	RE	Ebenezer Ekuban
LT	Flozell Adams	RT	La'Roi Glover
LG	Larry Allen	LT	Willie Blalde
C	Matt Lehr	LE	Greg Ellis
RG	Andre Gurode	SLB	Al Singleton
RT	Ryan Young (7)	MLB	Dat Nguyen
	Kurt Vollers (8)	WLB	Dexter Cockley
TE	Dan Campbell	LCB	Terence Newman
WR	Trent Glenn	RCB	Mario Edwards
QB	Quincy Carter	SS	Darren Woodson
RB	Troy Hambrick	FS	Roy Williams
FB	Richie Anderson		
		P	Toby Gowin
K	Billy Cundiff		

SCORE BY

QUARTERS	1	2	3	4	OT	T		
Cowboys	72	106	57	51	3	289		
Opponents	52	69	70	69	0	260		
PUNTING	NO	YDS	AVG	TB	IN20	LG	BL	NET
Gowin	94	3,665	39.0	8	25	59	0	34.9
Cundiff	1	32	32.0	1	0	32	0	12.0
Cowboys	95	3,697	38.9	9	25	59	0	34.6
Opp.	105	4,471	42.6	7	33	60	0	37.5
PUNT RETURNS	NO	YDS	AVG	LG	TD			
Smith	30	13	212	7.1	46	0		
Galloway	20	8	178	8.9	36	0		
Swinton	1	3	0	0.0	0	0		
Cowboys	51	24	390	7.6	46	0		
Opponents	34	26	227	6.7	19	0		
KICKOFF RETURNS	NO	YDS	AVG	LG	TD			
Smith	23	495	21.5	54	0			
Ross	18	434	24.1	37	0			
Cason	5	81	16.2	19	0			
Bates	4	90	22.5	30	0			
Swinton	3	65	21.7	25	0			
Williams, Ra.	2	60	30.0	37	1			
Galloway	2	38	19.0	22	0			
Bickerstaff	2	24	12.0	15	0			
Ogboju	1	5	5.0	5	0			
Cowboys	60	1,292	21.5	54	1			
Opponents	66	1,448	21.9	63	1			

FIELD GOALS

Cundiff	0-0	11-11	5-6	4-7	3-5
Cowboys	0-0	11-11	5-6	4-7	3-5
Opponents	0-0	9-9	7-7	4-5	1-2

Cundiff: (.33M),(.37,49,53M,42.21,36,52,25), (.26),
(.33,36),(.51,22,28), (.23),(.41M)
(.0),(.51),(.0),(.24,49M,44M),(.0),(.29),
(.50M,34,20),(.24,42,21,49),(.0)

Opponents (.26,31),(.30),(.34,38),(.0),(.0),(.0)
(.27,50,48M),(.0),(.41,29),(.23,26),
(.44,52M,34),(.33,42),(.22,21),(.0),(.45),
(.24,27)

SCORING TO

Lundiff	0	0	0	0	23/29	30/31	0	99
Anderson	1	4	0	0	0/0	0/0	0	30
Glenn	0	5	0	0	0/0	0/0	0	30
Hambrick	5	0	0	0	0/0	0/0	0	30
Bryant	0	2	0	0	0/0	0/0	0	12
Carter	2	0	0	0	0/0	0/0	0	12
Cason	2	0	0	0	0/0	0/0	0	12
Galloway	0	2	0	0	0/0	0/0	0	12
Robinson	0	2	0	0	0/0	0/0	0	12
Bickertaff	1	0	0	0	0/0	0/0	0	6
Campbell	0	1	0	0	0/0	0/0	0	6
Edwards	0	0	1e	0	0/0	0/0	0	6
Singleton	0	0	1a	0	0/0	0/0	0	6
Williams, Ra.	0	0	1d	0	0/0	0/0	0	6
Witten	0	1	0	0	0/0	0/0	0	6
Glover	0	0	0	0	0/0	0/0	1c	2
Coleman	0	0	0	0	0/0	0/0	1b	2
Cowboys	11	17	3	0	23/29	30/31	2	289
Opponents	7	18	3*	2	21/23	23/26	1	260

2-Pt. Conversions: Cowboys 0-0, Opponents 2-2

- a 41 interception return at N.Y. Giants (9/15)
 - b Sacked J Blake in the endzone vs. Arizona (10/5)
 - c Sacked J Blake in the endzone vs. Arizona (10/5)
 - d 38 kickoff return vs. Philadelphia (10/12)
 - e 27 interception return at Detroit (10/19)
- * R. Brown 29 interception return @ N.Y. Giants (9/15)
 D. Bly 67 fumble return @ Detroit (10/19)
 J. Taylor 34 fumble return vs. Miami (11/27)
 + Ball snap through endzone @ Phi (12/7)

2004 ★ DALLAS COWBOYS STATISTICS ★ 2004

THIRD PLACE, NFC EAST HEAD COACH: BILL PARCELLS				
PRESEASON (3-1)				
Date	W/L	Score	Opponent	Att.
8/14	L	0-18	@ Houston	70,431
8/21	W	21-20	@ Oakland	35,000
8/30	W	20-17	TENNESSEE	58,171
9/2	W	24-20	KANSAS CITY	61,157
REGULAR SEASON (6-10)				
9/12	L	17-35	@ Minnesota	64,105
9/19	W	19-12	CLEVELAND	63,119
9/27	W	21-18	@ Washington	90,367
10/3			— Bye —	
10/10	L	10-26	N.Y. GIANTS	64,018
10/17	L	20-24	PITTSBURGH	64,162
10/24	L	20-41	@ Green Bay	70,679
10/31	W	31-21	DETROIT	63,616
11/7	L	3-26	@ Cincinnati	65,721
11/15	L	21-49	PHILADELPHIA	64,190
11/21	L	10-30	@ Baltimore	69,924
11/25	W	21-7	CHICAGO	64,026
12/6	W	43-39	@ Seattle	68,093
12/12	L	13-27	NEW ORLEANS	64,056
12/19	L	7-12	@ Philadelphia	67,723
12/26	W	13-10	WASHINGTON	63,705
12/30	L	24-28	@ N.Y. Giants	78,500

TEAM STATISTICS			DALLAS	OPP
FIRST DOWNS.....			296.....	297
Rushing.....			101.....	88
Passing.....			171.....	180
Penalty.....			24.....	29
Third Down-Made/Att.....			78/214.....	75/192
Third Down Efficiency.....			36.4.....	39.1
Fourth Down-Made/Att.....			9/17.....	2/7
TOTAL NET YARDS.....			5,197.....	5,285
Avg. Per Game.....			324.8.....	330.3
Total Plays.....			1,004.....	960
Avg. Per Play.....			5.2.....	5.5
NET YARDS RUSHING.....			1,769.....	1,764
Avg. Per Game.....			110.6.....	110.3
Total Rushes.....			449.....	425
Avg. Per Rush.....			3.9.....	4.2
NET YARDS PASSING.....			3,428.....	3,521
Avg. Per Game.....			214.3.....	220.1
Sacked/Yards Lost.....			36/208.....	33/197
Gross Yards.....			3,636.....	3,718
Attempts/Completions.....			519-308.....	502-310
Pct. of Completions.....			59.3.....	61.8
Had Intercepted.....			23.....	13
PTS/AVG.....			76-42.....	78-41.8
Net Punting Average.....			35.1.....	35.8
PUNT RET./AVG.....			44/8.....	39/10.5
KICKOFF RET./AVG.....			78/20.6.....	62/17.5
INT./AVG. RET.....			13/8.4.....	23/22.9
PENALTIES/YARDS.....			105-867.....	104-879
FUMBLES/BALL LOST.....			26-14.....	20-9
TOUCHDOWNS.....			33.....	49
Rushing.....			14.....	14
Passing.....			19.....	31
Returns.....			0.....	4
EXTRA POINTS/ATTEMPTS.....			31/31.....	44/45
TWO POINT CONV./ATTS.....			1/2.....	2/4
FIELD GOALS/ATTEMPTS.....			20/26.....	21/23
AVG. TIME OF POSS.....			30:37.....	29:23

	PASSING	ATT	COMP	YDS	PCT	ATT	TD	PCT	PCT	LG	SKS/YDS	RATING
Testaverde	495	297	3,532	60.0	7.1	17	3.4	20	4.0	53	34/182	76.4
Henson	18	10	78	55.6	4.3	1	5.6	1	5.6	16	2/26	61.8
Anderson	1	1	26	100.0	26.0	1	100.0	0	0.0	26	0/0	158.3
Johnson, K.	2	0	0	0.0	0.0	0	0.0	1	50.0	0	0/0	0.0
Crayton	1	0	0	0.0	0.0	0	0.0	1	100.0	0	0/0	0.0
Glenn	1	0	0	0.0	0.0	0	0.0	0	0.0	0	0/0	39.6
McBriar	1	0	0	0.0	0.0	0	0.0	0	0.0	0	0/0	39.6
Cowboys	519	308	3,636	59.3	7.0	19	3.7	23	4.4	53	36/208	74.5
Opponents	502	310	3,718	61.8	7.4	31	6.2	13	2.6	76	33/197	94.2

RUSHING	ATT	YDS	AVG	LG	TD
Jones, J.	197	819	4.2	53	7
George	132	432	3.3	24	4
Anderson	57	246	4.3	27	1
Lee	27	128	4.7	14	1
Testaverde	21	38	1.8	10	1
Coakley	1	33	33.0	33	0
Morgan	2	23	11.5	24	0
Johnson, K.	2	13	6.5	13	0
Williams, Ra.	1	13	13.0	13	0
Ward	1	11	11.0	11	0
Barnes	5	10	2.0	8	0
Henson	1	7	7.0	7	0
Copper	1	-1	-1.0	-1	0
Glenn	1	-3	-3.0	-3	0
Cowboys	449	1,769	3.9	53	14
Opponents	425	1,764	4.2	90	14

RECEIVING	NO	YDS	AVG	LG	TD
Witten	87	980	11.3	42	6
Johnson, K.	70	981	14.0	39	6
Anderson	26	207	8.0	28	0
Glenn	24	400	16.7	48	2
Morgan	22	260	11.8	53	0
Jones, J.	17	109	6.4	37	0
Bryant	16	266	16.6	48	0
Crayton	12	162	13.5	39	1
Barnes	10	59	5.9	14	1
George	9	83	9.2	28	0
Copper	7	84	12.0	22	1
Campbell	2	16	8.0	9	0
Robinson	2	2	1.0	11	2
Williams, Ra.	1	14	14.0	14	0
Ward	1	5	5.0	5	0
Polite	1	4	4.0	4	0
Lee	1	4	4.0	4	0
Cowboys	308	3,636	11.8	53	19
Opponents	310	3,718	12.0	76	31

INTERCEPTIONS	NO	YDS	AVG	LG	TD
Newman	4	31	7.8	21	0
Nguyen	3	19	6.3	19	0
Williams, Ro.	2	53	26.5	33	0
Frazier	2	2	1.0	2	0
Hunter	1	2	2.0	2	0
Scott	1	2	2.0	2	0
Cowboys	13	109	8.4	33	0
Opponents	23	526	22.9	101	4

PUNTING	NO	YDS	AVG	TD	LG	BL	NET
McBriar	75	3,182	42.4	7	22	68	0 35.1
Cundiff	1	34	34.0	0	1	34	0 34.0
Cowboys	76	3,216	42.3	7	23	68	0 35.1
Opp.	78	3,260	41.8	4	22	58	0 35.8

PUNT RETURNS	NO	FC	YDS	AVG	LG	TD
Frazier	24	9	229	9.5	55	0
Ward	14	6	114	8.1	13	0
Crayton	4	1	34	8.5	17	0
Newman	2	0	13	6.5	7	0
Cowboys	44	16	390	8.9	55	0
Opponents	39	16	410	10.5	43	0

KICKOFF RETURNS	NO	YDS	AVG	LG	TD
Lee	41	964	23.5	62	0
Copper	16	307	19.2	39	0
Reeves	13	199	15.3	27	0
Jones, N.	2	43	21.5	25	0
Thornton, B.	2	43	21.5	24	0
Morgan	2	25	12.5	19	0
Pierce	1	13	13.0	13	0
Lehr	1	9	9.0	9	0
Cowboys	78	1,603	20.6	62	0
Opponents	62	1,083	17.5	34	0

SCORE BY QUARTERS	1	2	3	4	OT	T
Cowboys	63	82	72	76	0	293
Opponents	47	120	83	155	0	405

FIELD GOALS	11-19	20-29	30-39	40-49	50+
Cundiff	1-1	6-6	4-4	9-13	0-2
Cowboys	1-1	6-6	4-4	9-13	0-2
Opponents	1-1	6-6	4-4	7-8	3-4

Cundiff: (27),(30,49M),(41,(45,52M),(47,39),
(46,24),(40),(24),(1),(19,41M),(52M),
(39,49,47),(42M,34,41),(46M),(26,23),
(40,24,45)
Opponents: (45,23,49,22),(19),(31,51,47, 26),
(51),(26,40),(45,23,49,22),(1),(50),(48M),
(21),(39,44),(0), (25,57M),(0)

SCORING	TD	TD	TD	2P	FG	PAT	S	TP
Cundiff	0	0	0	0	20/26	31/31	0	91
Jones, J.	7	0	0	0	0/0	0/0	0	42
Witten	0	6	0	1	0/0	0/0	0	38
Johnson, K.	0	6	0	0	0/0	0/0	0	36
George	4	0	0	0	0/0	0/0	0	24
Glenn	0	2	0	0	0/0	0/0	0	12
Robinson	0	2	0	0	0/0	0/0	0	12
Anderson	1	0	0	0	0/0	0/0	0	6
Barnes	0	1	0	0	0/0	0/0	0	6
Copper	0	1	0	0	0/0	0/0	0	6
Crayton	0	1	0	0	0/0	0/0	0	6
Lee	1	0	0	0	0/0	0/0	0	6
Testaverde	1	0	0	0	0/0	0/0	0	6
Team	0	0	0	0	0/0	0/0	1	2
Cowboys	14	19	0	1	20/26	31/31	1	293
Opponents	14	31	4*	2	21/23	44/45	0	405

2-Pt. Conversions: Team 1-2, Opponents 2-4

* J. Gonzalez holding in end zone vs. Cleveland (9/19)

* D. Bly 55 int. return vs. Detroit (10/31)
L. Sheppard 101 int. return vs. Phi (11/15)
C. Williams 44 int. return at Baltimore (11/21)
R. McQuarters 45 int. return vs. Chicago (11/25)

USUAL STARTERS			
WR	Keyshawn Johnson	RE	Marcellus Wiley
LT	Flozell Adams	RT	La'Roi Glover
LG	Larry Allen	LT	Leonardo Carson
C	Al Johnson	LE	Greg Ellis
RG	Andre Gurode	SLB	Al Singleton (12)
RT	Torrin Tucker (12)	SC	Scott Shanle (3)
RB	Kurt Vollers (3)	MLB	Dat Nguyen
TE	Jason Witten	WLB	Dexter Coakley
WR	Terry Glenn (6)	LCB	Terence Newman
	Quincy Morgan (7)	RCB	Pete Hunter (3)
QB	Vinny Testaverde		Lance Frazier (8)
RB	Eddie George (8)	SS	Tony Dixon (7)
	Julius Jones (7)		Lynn Scott (9)
FB	Darian Barnes (10)	FS	Roy Williams
	Richie Anderson (3)		
Pro Bowlers in Bold			
K	Billy Cundiff		
P	Mat McBriar		

2005 ★ DALLAS COWBOYS STATISTICS ★ 2005

THIRD PLACE, NFC EAST HEAD COACH: BILL PARCELLS				
PRESEASON (3-1)				
Date	W/L	Score	Opponent	Att
8/13	L	11-13	@ Arizona	36,787
8/22	W	18-10	@ Seattle	48,090
8/27	W	21-9	HOUSTON	54,288
9/1	W	27-20	JACKSONVILLE	54,522
REGULAR SEASON (9-7)				
9/11	W	28-24	@ San Diego	67,679
9/19	L	13-14	WASHINGTON	65,207
9/25	W	34-31	@ San Francisco	68,247
10/2	L	13-19	@ Oakland	62,400
10/9	W	33-10	PHILADELPHIA	63,199
10/16	W	16-13	N.Y. GIANTS (OT)	62,278
10/23	L	10-13	@ Seattle	67,046
10/30	W	34-13	ARIZONA	62,068
11/6			- Bye -	
11/14	W	21-20	@ Philadelphia	67,739
11/20	W	20-7	DETROIT	62,670
11/24	L	21-24	DENVER (OT)	63,273
12/4	L	10-17	@ N.Y. Giants	78,645
12/11	W	31-28	KANSAS CITY	63,432
12/18	L	7-35	@ Washington	90,588
12/24	W	24-20	@ Carolina	73,436
1/10/6	L	10-20	ST. LOUIS	63,131

TEAM STATISTICS	DALLAS	OPP
FIRST DOWNS	318	256
Rushing	97	87
Passing	177	150
Penalty	44	19
Third Down-Made/Att.	94/232	73/211
Third Down Efficiency	40.5	34.1
Fourth Down-Made/Att.	7/13	7/11
TOTAL NET YARDS	5,202	4,814
Avg. Per Game	325.1	300.9
Total Plays	1,071	946
Avg. Per Play	4.9	5.1
NET YARDS RUSHING	1,861	1,731
Avg. Per Game	116.3	108.2
Total Rushes	521	414
Avg. Per Rush	3.6	4.2
NET YARDS PASSING	3,341	3,083
Avg. Per Game	208.8	192.7
Sacked/Yards Lost	50/298	37/236
Gross Yards	3,639	3,319
Attempts/Completions	500/300	495/271
Pct. of Completions	60.0	54.7
Had Intercepted	17	15
POINTS/AVERAGE	82-42.4	95-41.0
Net Punting Average	36.9	37.1
PUNT RET./AVG.	45/6.3	33/7.6
KICKOFF RET./AVG.	64/23.8	66/21.7
INT./AVG. RET.	15/12.5	17/19.2
PENALTIES/YARDS	99/731	94/421
FUMBLES/BALL LOST	36/14	21/11
TOUCHDOWNS	38	35
Rushing	13	13
Passing	23	18
Returns	2	4
EXTRA POINTS/ATTEMPTS	35/36	35/35
TWO POINT CONV./ATTS.	1/2	0/0
FIELD GOALS/ATTEMPTS	20/28	21/27
AVG. TIME OF POS.	32.24	27.36

SCORE BY QUARTERS	1	2	3	4	OT	T
Cowboys	69	99	54	100	3	325
Opponents	68	112	61	64	3	308

RUSHING	ATT	YDS	AVG	LG	TD
Jones, J.	257	993	3.9	51	5
Barber, M.	138	538	3.9	28t	5
Thompson, T.	46	182	4.0	16	0
Thomas, A	36	80	2.2	12	0
Bledsoe	34	50	1.5	9	2
Price, P.	1	9	9.0	9	0
Polite, L	2	8	4.0	6	0
Newman, T	1	4	4.0	4	0
Johnson, K	1	3	3.0	3	0
Crayton, P	1	0	0.0	0	0
Romo, T	2	-2	-1.0	-1	0
Glenn, T.	2	-4	-2.0	6t	1

Cowboys	521	1,861	3.6	51	13
Opponents	414	1,731	4.2	55	13

RECEIVING	NO	YDS	AVG	LG	TD
Johnson, K.	71	839	11.8	34	6
Witten, J.	66	757	11.5	34	6
Glenn, T.	62	1,136	18.3	71	7
Jones, J.	35	218	6.2	26	0
Crayton, P.	22	341	15.5	63	2
Barber, M.	18	115	6.4	21	0
Polite, L.	9	72	8.0	15	1
Price, P.	6	96	16.0	58	0
Campbell, D.	3	24	8.0	18	1
Thompson, T.	3	16	5.3	8	0
Pierce, B.	2	15	7.5	10	0
Thomas, A.	2	5	2.5	5	0
Copper, T.	1	5	5.0	5	0

Cowboys	300	3,639	12.1	71t	23
Opponents	271	3,319	12.2	89t	18

INTERCEPTIONS	NO	YDS	AVG	LG	TD
Glenn, A.	4	10	2.5	10	0
Henry	3	102	34.0	58t	1
Williams, R	3	52	17.3	46t	1
Newman	3	16	5.3	12	0
Nguyen	1	7	7.0	7	0
Singleton	1	0	0.0	0	0
Cowboys	15	187	12.5	58t	2
Opponents	17	326	19.2	65t	2

USUAL STARTERS

WR	Keyshawn Johnson	RE	Greg Ellis
LT	Flozell Adams (6)	NT	La'Roi Glover (12)
	Torrin Tucker (10)		Jason Ferguson (4)
LG	Larry Allen	LE	Kenyon Coleman (5)
C	Al Johnson	MR	Marcus Spears (10)
RG	Marcio Rivera	SLB	Al Singleton (7)
RT	Rob Pettiti	SCB	Scott Fujita (8)
TE	Tyson Witten	MLB	Bradie James
WR	Terry Glenn	JLB	Dat Nguyen (4)
QB	Bred Brlescoe	SC	Scott Shanle (8)
RB	Julius Jones (12)	WLB	Ryan Fowler (3)
FB/TE	Lousaka Polite (3)	WLB	DeMarcus Ware
	Dan Campbell (12)	LCB	Terence Newman
		RCB	Anthony Henry (10)
K	Jose Cortez (7)		Aaron Glenn (6)
	Billy Cundiff (6)	SS	Roy Williams
	Shaun Suisham (3)	FS	Keith Davis

Pro Bowlers in Bold

PUNTING	NO	YDS	AVG	TB	IN20	LG	BL	NET
McBriar	81	3,439	42.5	9	28	63	0	37.1
Cundiff	1	35	35.0	1	0	35	0	15.0
Cowboys	82	3,474	42.4	10	28	63	0	36.9
Opp.	95	3,892	41.0	4	26	59	0	37.1

PUNT RETURNS	NO	FC	YDS	AVG	LG	TD
Crayton	23	9	166	7.2	25	0
Price	12	6	63	5.3	11	0
Newman	10	6	55	5.5	26	0
Cowboys	45	21	284	6.3	26	0
Opponents	33	18	250	7.6	32	0

KICKOFF RETURNS	NO	YDS	AVG	LG	TD
Thompson, T	57	1,399	24.5	49	0
Barber, M.	3	58	19.3	21	0
Copper, T.	2	32	16.0	21	0
Glenn, A.	1	20	20.0	20	0
Campbell, D.	1	14	14.0	14	0
Cowboys	64	1,523	23.8	49	0
Opponents	66	1,432	21.7	49	0

FIELD GOALS	11-19	20-29	30-39	40-49	50+
Cortez	0-0	5-6	4-4	3-6	0-0
Cundiff	1-1	1-1	2-5	0-0	1-1
Suisham	0-0	3-3	0-0	0-1	0-0
Cowboys	1-1	9-10	6-9	3-7	1-1
Opponents	0-0	8-9	2-3	7-8	4-7

Cortex: (, (41M, 33, 41), (, (29, 30), (28, 33, 37, 45),
(49B, 48M, 29, 28, 45), (29M, 21), (-), (-), (-),
(-), (-), (-), (-), (-), (-), (-), (-), (-)
Suisham: (-), (-), (-), (-), (-), (-), (-), (21, 21), (, (-), (-),
(-), (22, 47M)
Cundiff: (-), (-), (-), (-), (-), (-), (-), (-), (19, 56),
(34M), (34), (34), (38M), (24, 32B), (-)
Opponents: (33, 45), (50, 50), (20), (30, 23, 49, 43), (23)
(50, 45), (55, 50), (52, 47), (48, 20, 60M), (50M),
(24), (27, 33M), (41M), (, (24, 47),
(49, 27M, 53M 20)

SCORING	TOR	TDP	TDR	2PT	FG	PAT	3P	FT
Cortez	0	0	0	0	12/16	13/14	0	45
Glenn, T.	1	7	0	0	0/0	0/0	0	48
Johnson, K.	0	6	0	0	0/0	0/0	0	36
Witten	0	6	0	0	0/0	0/0	0	36
Barber	5	0	0	0	0/0	0/0	0	30
Jones, J.	5	0	0	0	0/0	0/0	0	30
Cundiff	0	0	0	0	5/8	14/14	0	25
Sushiam	0	0	0	0	3/4	8/8	0	17
Bledsoe	2	0	0	0	0/0	0/0	0	12
Crayton	0	2	0	0	0/0	0/0	0	12
Campbell	0	1	0	0	0/0	0/0	0	6
Henry	0	0	1a	0	0/0	0/0	0	6
Polite	0	1	0	0	0/0	0/0	0	6
Williams	0	0	1b	0	0/0	0/0	0	6
Cowboys	13	23	2	1	20/28	35/36	0	325
Opponents	13	18	4*	0	21/27	35/35	0	308

2-Pt. Conversions: Team 1-2, Opponents 0-0

a A. Henry 58 interception return vs. Arizona (10/30)
b R. Williams 46 interception return at Philadelphia (11/14)

* T. Parrish 34 interception return at San Francisco (9/25)
S. Brown 80 fumble return vs. Philadelphia (10/9)
C. Bailey 65 interception return vs. Denver (11/24)
A. Pierce 12 fumble return at N.Y. Giants (12/4)

PASSING	ATT	COMP	YDS	PCT	AVG	PCT	INT	PCT	LG	SKS/YDS	RATING
					TD	TD					
Bledsoe	499	300	3,639	60.1	7.3	23	4.6	17	3.4	71t	49/295 83.7
Johnson, K.	1	0	0	0.0	0.0	0	0.0	0	0.0	0	0/0 39.6
Barber, M.	0	0	0	0.0	0.0	0	0.0	0	0.0	0	0/0 30.0
Cowboys	500	300	3,639	60.0	7.3	23	4.6	17	3.4	71t	50/298 83.6
Opponents	495	271	3,319	54.7	6.7	18	3.6	15	3.0	89t	37/236 75.1

2006 ★ DALLAS COWBOYS STATISTICS ★ 2006

SECOND PLACE, NFC EAST HEAD COACH: BILL PARCELLS

PRESEASON (3-0-1)					Att.
Date	W/L	Score	Opponent		
8/12	W	13-3	@ Seattle		36,787
8/21	W	30-7	New Orleans		45,162
8/26	W	17-7	SAN FRANCISCO		61,295
8/31	T	10-10	MINNESOTA (OT)		60,299
REGULAR SEASON (9-7)					
Date	W/L	Score	Opponent		
9/10	L	17-24	@ Jacksonville		67,164
9/17	W	27-10	WASHINGTON		63,152
9/24			- Bye -		
10/1	W	45-14	@ Tennessee		69,143
10/8	L	24-38	@ Philadelphia		69,268
10/15	W	34-6	HOUSTON		63,186
10/23	L	22-36	N.Y. GIANTS		63,512
10/29	W	35-14	@ Carolina		73,888
11/5	L	19-22	@ Washington		90,250
11/12	W	27-10	@ Arizona		63,926
11/19	W	21-14	INDIANAPOLIS		63,706
11/23	W	38-10	TAMPA BAY		63,183
12/3	W	23-20	@ N.Y. Giants		78,666
12/10	L	17-42	NEW ORLEANS		63,722
12/16	W	38-28	@ Atlanta		71,102
12/25	L	7-23	PHILADELPHIA		62,839
12/31	L	31-39	DETROIT		63,008
2006 NFC WILD CARD GAME					
1/6/07	L	20-21	@ Seattle		68,058

TEAM STATISTICS	DALLAS	OPP
FIRST DOWNS.....	336.....	294
Rushing.....	107.....	88
Passing.....	197.....	179
Penalty.....	32.....	27
Third Down-Made/Att.....	100/205.....	93/212
Third Down Efficiency.....	48.4.....	43.9
Fourth Down-Made/Att.....	9/19.....	8/16
TOTAL NET YARDS.....	5,772.....	5,165
Avg. Per Game.....	360.8.....	322.8
Total Plays.....	1,015.....	974
Avg. Per Play.....	5.7.....	5.3
NET YARDS RUSHING.....	1,936.....	1,659
Avg. Per Game.....	121.0.....	103.7
Total Rushes.....	472.....	429
Avg. Per Rush.....	4.1.....	3.9
NET YARDS PASSING.....	3,836.....	3,506
Avg. Per Game.....	239.8.....	219.1
Sacked/Yards Lost.....	37/231.....	34/223
Gross Yards.....	4,067.....	3,729
Attempts/Completions.....	506/310.....	511/301
Pct. of Completions.....	61.3.....	58.9
Had Intercepted.....	21.....	18
PUNTS/AVERAGE.....	56/48.2.....	72/43.1
Net Punting Average.....	38.6.....	36.7
PUNT RET./AVG.....	40/8.4.....	31/10.8
KICKOFF RET./AVG.....	64/23.3.....	80/19.9
INT./AVG. RET.....	18/13.0.....	21/15.9
PENALTIES/YARDS.....	100/939.....	93/895
FUMBLES/BALL LOST.....	21/9.....	26/13
TOUCHDOWNS.....	52.....	40
Rushing.....	21.....	12
Passing.....	26.....	25
Returns.....	5.....	3
EXTRA POINTS/ATTEMPTS.....	49/49.....	38/38
TWO POINT CONV./ATTS.....	2/3.....	1/2
FIELD GOALS/ATTEMPTS.....	20/28.....	22/25
AVG. TIME OF POSS.....	31:02.....	28:58

SCORE BY QUARTERS

	1	2	3	4	OT	T
Cowboys	65	122	96	142	0	425
Opponents	78	111	80	81	0	350

RUSHING

	ATT	YDS	AVG	LG	TD
Jones, J.	267	1,084	4.1	77	4
Barber	135	654	4.8	25	14
Romo	34	102	3.0	16	0
Thompson	13	30	2.3	7	1
Bledsoe	8	28	3.5	11	2
Polite	7	18	2.6	4	0
Glenn, T.	3	11	3.7	22	0
Kincade	4	9	2.3	7	0
McBriar	1	0	0.0	0	0
Cowboys	472	1,936	4.1	77	21
Opponents	429	1,659	3.9	38	12

RECEIVING

	NO	YDS	AVG	LG	TD
Owens	85	1,180	13.9	56	13
Glenn, T.	70	1,047	15.0	54	6
Witten	64	754	11.8	42	1
Crayton	36	516	14.3	53	4
Barber	23	196	8.5	26	2
Fasano	14	126	9.0	22	0
Jones, J.	9	142	15.8	39	0
Hurd	5	75	15.0	33	0
Polite	2	21	10.5	12	0
Hoyle	2	10	5.0	6	0
Cowboys	310	4,067	13.1	56	26
Opponents	301	3,729	12.4	87	25

	NO	YDS	AVG	LG	TD
Williams	5	33	6.6	27	0
Watkins	3	45	15.0	24	0
Henry	2	41	20.5	37	0
Atyadele	2	2	1.0	2	0
Ware	1	41	41.0	41	1
Burnett	1	39	39.0	39	1
James	1	15	15.0	15	1
Newman	1	12	12.0	12	0
Glenn, A.	1	7	7.0	7	0
Ellis	1	-1	-1.0	-1	0
Cowboys	18	234	13.0	41	3
Opponents	21	334	15.9	102	2

	NO	YDS	AVG	LG	BL	NET
McBriar	56	2,697	48.2	10	22	75
Cowboys	56	2,697	48.2	10	22	75
Opp.	72	3,100	43.1	6	14	60

	NO	YDS	AVG	LG	BL	NET
McBriar	56	2,697	48.2	10	22	75
Cowboys	56	2,697	48.2	10	22	75
Opp.	72	3,100	43.1	6	14	60

	NO	YDS	AVG	LG	BL	NET
McBriar	56	2,697	48.2	10	22	75
Cowboys	56	2,697	48.2	10	22	75
Opp.	72	3,100	43.1	6	14	60

	NO	YDS	AVG	LG	BL	NET
McBriar	56	2,697	48.2	10	22	75
Cowboys	56	2,697	48.2	10	22	75
Opp.	72	3,100	43.1	6	14	60

	NO	YDS	AVG	LG	BL	NET
McBriar	56	2,697	48.2	10	22	75
Cowboys	56	2,697	48.2	10	22	75
Opp.	72	3,100	43.1	6	14	60

	NO	YDS	AVG	LG	BL	NET
McBriar	56	2,697	48.2	10	22	75
Cowboys	56	2,697	48.2	10	22	75
Opp.	72	3,100	43.1	6	14	60

	NO	YDS	AVG	LG	BL	NET
McBriar	56	2,697	48.2	10	22	75
Cowboys	56	2,697	48.2	10	22	75
Opp.	72	3,100	43.1	6	14	60

	NO	YDS	AVG	LG	BL	NET
McBriar	56	2,697	48.2	10	22	75
Cowboys	56	2,697	48.2	10	22	75
Opp.	72	3,100	43.1	6	14	60

	NO	YDS	AVG	LG	BL	NET
McBriar	56	2,697	48.2	10	22	75
Cowboys	56	2,697	48.2	10	22	75
Opp.	72	3,100	43.1	6	14	60

	NO	YDS	AVG	LG	BL	NET
McBriar	56	2,697	48.2	10	22	75
Cowboys	56	2,697	48.2	10	22	75
Opp.	72	3,100	43.1	6	14	60

	NO	YDS	AVG	LG	BL	NET
McBriar	56	2,697	48.2	10	22	75
Cowboys	56	2,697	48.2	10	22	75
Opp.	72	3,100	43.1	6	14	60

	NO	YDS	AVG	LG	BL	NET
McBriar	56	2,697	48.2	10	22	75
Cowboys	56	2,697	48.2	10	22	75
Opp.	72	3,100	43.1	6	14	60

	NO	YDS	AVG	LG	BL	NET
McBriar	56	2,697	48.2	10	22	75
Cowboys	56	2,697	48.2	10	22	75
Opp.	72	3,100	43.1	6	14	60

	NO	YDS	AVG	LG	BL	NET
McBriar	56	2,697	48.2	10	22	75
Cowboys	56	2,697	48.2	10	22	75
Opp.	72	3,100	43.1	6	14	60

	NO	YDS	AVG	LG	BL	NET
McBriar	56	2,697	48.2	10	22	75
Cowboys	56	2,697	48.2	10	22	75
Opp.	72	3,100	43.1	6	14	60

	NO	YDS	AVG	LG	BL	NET
McBriar	56	2,697	48.2	10	22	75
Cowboys	56	2,697	48.2	10	22	75
Opp.	72	3,100	43.1	6	14	60

	NO	YDS	AVG	LG	BL	NET
McBriar	56	2,697	48.2	10	22	75
Cowboys	56	2,697	48.2	10	22	75
Opp.	72	3,100	43.1	6	14	60

	NO	YDS	AVG	LG	BL	NET
McBriar	56	2,697	48.2	10	22	75
Cowboys	56	2,697	48.2	10	22	75
Opp.	72	3,100	43.1	6	14	60

	NO	YDS	AVG	LG	BL	NET
McBriar	56	2,697	48.2	10	22	75
Cowboys	56	2,697	48.2	10	22	75
Opp.	72	3,100	43.1	6	14	60

	NO	YDS	AVG	LG	BL	NET
McBriar	56	2,697	48.2	10	22	75
Cowboys	56	2,697	48.2	10	22	75
Opp.	72	3,100	43.1	6	14	60

	NO	YDS	AVG	LG	BL	NET
McBriar	56	2,697	48.2	10	22	75
Cowboys	56	2,697	48.2	10	22	75
Opp.	72	3,100	43.1	6	14	60

	NO	YDS	AVG	LG	BL	NET
McBriar	56	2,697	48.2	10	22	75
Cowboys	56	2,697	48.2	10	22	75
Opp.	72	3,100	43.1	6	14	60

	NO	YDS	AVG	LG	BL	NET
McBriar	56	2,697	48.2	10	22	75
Cowboys	56	2,697	48.2	10	22	75
Opp.	72	3,100	43.1	6	14	60

	NO	YDS	AVG	LG	BL	NET
McBriar	56	2,697	48.2	10	22	75
Cowboys	56	2,697	48.2	10	22	75
Opp.	72	3,100	43.1	6	14	60

PUNT RETURNS	NO	FC	YDS	AVG	LG	TD
Newman	20	6	202	10.1	56	1
Crayton	11	7	85	7.7	19	0
Green	5	3	26	5.2	13	0
Rector	4	1	22	5.5	8	0
Cowboys	40	17	335	8.4	56	1
Opponents	31	12	334	10.8	45	0

KICKOFF RETURNS	NO	YDS	AVG	LG	TD
Austin	29	753	26.0	37	0
Thompson	21	546	26.0	41	0
Elam	4	95	23.8	26	0
Green	3	59	19.7	21	0
Glenn, A.	3	24	8.0	14	0
Johnson	1	3	3.0	3	0
Jones, N.	1	13	13.0	13	0
Ratliff	1	0	0.0	0	0
Watkins	1	0	0.0	0	0

2007 ★ DALLAS COWBOYS STATISTICS ★ 2007

STAFF
PLAYERS
2015 SEASON
RECORDS
PLAYOFF
RECORDS
2007
STATISTICS
SIDELINES

FIRST PLACE, NFC EAST HEAD COACH: WADE PHILLIPS				
PRESEASON (2-2)				
Date	W/L	Score	Opponent	Att.
8/9	W	23-10	INDIANAPOLIS	60,175
8/18	W	31-20	DENVER	61,034
8/25	L	16-28	@ Houston	70,512
8/30	L	14-23	@ Minnesota	62,938
REGULAR SEASON (13-3)				
9/9	W	45-35	N.Y. GIANTS	63,031
9/16	W	37-20	@ Miami	71,615
9/23	W	34-10	@ Chicago	62,099
9/30	W	35-7	ST. LOUIS	62,866
10/8	W	25-24	@ Buffalo	71,575
10/14	L	27-48	NEW ENGLAND	63,984
10/21	W	24-14	MINNESOTA	63,432
10/28			- Bye -	
11/4	W	38-17	@ Philadelphia	67,688
11/11	W	31-20	@ N.Y. Giants	78,964
11/18	W	29-23	WASHINGTON	63,706
11/22	W	34-3	N.Y. JETS	63,315
11/29	W	37-27	GREEN BAY	64,167
12/9	W	28-27	@ Detroit	62,759
12/16	L	6-10	PHILADELPHIA	63,777
12/22	W	20-13	@ Carolina	73,860
12/30	L	6-27	@ Washington	90,910
2007 NFC DIVISIONAL PLAYOFF GAME				
1/13/08	L	17-21	N.Y. GIANTS	63,660

TEAM STATISTICS	DALLAS	OPP
FIRST DOWNS.....	322	304
Rushing.....	83	86
Passing.....	217	195
Penalty.....	22	23
Third Down-Made/Att.....	84/199	85/216
Third Down Efficiency.....	42.2	39.4
Fourth Down-Made/Att.....	10/14	10/18
TOTAL NET YARDS.....	5,851	4,922
Avg. Per Game.....	365.7	307.6
Total Plays.....	975	1,008
Avg. Per Play.....	6.0	4.9
NET YARDS RUSHING.....	1,746	1,513
Avg. Per Game.....	109.7	94.6
Total Rushes.....	419	381
Avg. Per Rush.....	4.2	4.0
NET YARDS PASSING.....	4,105	3,409
Avg. Per Game.....	256.6	213.1
Sacked/Yards Lost.....	25/185	46/319
Gross Yards.....	4,290	3,728
Attempts/Completions.....	531/342	581/342
Pct. of Completions.....	64.4	58.9
Had Intercepted.....	19	19
PUNTS/AVERAGE.....	63/47.1	73/45.0
Net Punting Average.....	38.5	39.1
PUNT RET./AVG.....	26/8.7	35/11.6
KICKOFF RET./AVG.....	61/22.3	86/23.0
INT./AVG. RET.....	19/17.4	19/10.1
PENALTIES/YARDS.....	104/815	85/785
FUMBLES/BALL LOST.....	21/5	26/10
TOUCHDOWNS.....	54	36
Rushing.....	14	12
Passing.....	36	19
Returns.....	4	5
EXTRA POINTS/ATTEMPTS.....	53/53	34/34
TWO POINT CONV./ATTS.....	0/1	0/2
FIELD GOALS/ATTEMPTS.....	26/31	25/31
AVG. TIME OF POSS.....	30:34	29:27

SCORE BY QUARTERS	1	2	3	4	OT	T
Cowboys	61	147	117	130	0	455
Opponents	88	97	64	76	0	325

RUSHING	ATT	YDS	AVG	LG	TD
Barber	204	975	4.8	54	10
Jones, J.	164	588	3.6	25	2
Romo	31	129	4.2	17	2
Thompson	14	54	3.9	23	0
Owens	1	5	5.0	5	0
Johnson	5	-5	-1.0	-1	0
Cowboys	419	1,746	4.2	54	14
Opponents	381	1,513	4.0	62	12

RECEIVING	NO	YDS	AVG	LG	TD
Witten	96	1,145	11.9	53	7
Owens	81	1,355	16.7	52	15
Crayton	50	697	13.9	59	7
Barber	44	282	6.4	29	2
Jones, J.	23	203	8.8	24	0
Hurd	19	314	16.5	51	1
Fasano	14	143	10.2	26	1
Anderson	6	55	9.2	17	0
Austin	5	76	15.2	35	0
Curtis	3	18	6.0	15	3
Hoyle	1	2	2.0	21	0
Cowboys	342	4,290	12.5	59	37
Opponents	342	3,728	10.9	69	19

INTERCEPTIONS	NO	YDS	AVG	LG	TD
Henry	6	81	13.5	28	1
Hamlin	5	93	18.6	35	0
Newman	4	129	32.3	70	1
Williams	2	10	5.0	10	0
Reeves	1	18	18.0	18	0
Watkins	1	0	0.0	0	0
Cowboys	19	331	17.4	70	2
Opponents	19	191	10.1	38	2

PUNTING	NO	YDS	AVG	TD	INT	LG	BL	NET
McBriar	63	2,970	47.1	7	17	64	0	38.5
Cowboys	63	2,970	47.1	7	17	64	0	38.5
Opp.	73	3,284	45.0	10	27	66	0	39.1

PUNT RETURNS	NO	FC	YDS	AVG	LG	TD
Crayton	22	20	201	9.1	49	0
Newman	4	1	26	6.5	13	0
Cowboys	26	21	227	8.7	49	0
Opponents	35	9	406	11.6	85	1

USUAL STARTERS			
WR	Terrell Owens	RE	Chris Canty
LT	Flozell Adams	NT	Jay Ratliff (14)
LG	Kyle Kosier	LE	Marcus Spears
C	Andre Gurode	SLB	Greg Ellis (10)
RG	Leonard Davis		Anthony Spencer (6)
RT	Marc Colombo	MLB	Bradie James
TE	Jason Witten	JLB	Akin Ayodele (14)
WR	Patrick Crayton	WLB	DeMarcus Ware
QB	Tony Romo	LCB	Jacques Reeves (13)
RB	Julius Jones (16)		Terence Newman (3)
	Marion Barber (0)	RCB	Anthony Henry (8)
FB	Oliver Hoyle		Terence Newman (8)
K	Nick Folk	SS	Roy Williams (13)
P	Mat McBriar	FS	Ken Hamlin

KICKOFF RETURNS	NO	YDS	AVG	LG	TD
Austin	24	612	25.5	60	0
Thompson	20	471	23.6	72	0
Jones, N.	6	122	20.3	27	0
Stanback	3	78	26.0	35	0
Curtis	3	27	9.0	16	0
Crayton	3	26	8.7	13	0
McQuistan	1	12	12.0	12	0
Anderson	1	10	10.0	10	0
Cowboys	61	1,358	22.3	72	0
Opponents	86	1,979	23.0	103	1

FIELD GOALS	11-19	20-29	30-39	40-49	50+
Folk	0-0	10-12	7-7	7-7	2-5
Cowboys	0-0	10-12	7-7	7-7	2-5
Opponents	1-1	8-9	5-6	10-12	1-3

Folk: (31), (26,28,47), (30, 238, 44), (1), (47, 29, 37, 53), (38, 23), (50M, 45), (22), (44), (51M), (46, 27), (26, 51, 25), (50M), (33, 23), (42, 23), (28M, 37, 30), (24, 54M), (45, 22), (48B), (36), (40, 26), (49M, 45, 39, 44), (40), (47, 52), (19, 36, 35M), (47M, 21), (37, 25), (46, 21)

SCORING	TDR	TDP	TDR1	2PI	FG	PAT	S	TP
Folk	0	0	0	0	26/31	53/53	0	131
Owens	0	15	0	0	0/0	0/0	0	90
Barber	10	2	0	0	0/0	0/0	0	72
Witten	0	7	0	0	0/0	0/0	0	42
Crayton	0	7	0	0	0/0	0/0	0	42
Curtis	0	3	0	0	0/0	0/0	0	18
Jones J.	2	0	0	0	0/0	0/0	0	12
Romo	2	0	0	0	0/0	0/0	0	12
Fasano	0	1	0	0	0/0	0/0	0	6
Hatcher	0	0	1b	0	0/0	0/0	0	6
Henry	0	0	1a	0	0/0	0/0	0	6
Hurd	0	1	0	0	0/0	0/0	0	6
Newman	0	0	1d	0	0/0	0/0	0	6
Watkins	0	0	1c	0	0/0	0/0	0	6
Cowboys	14	36	4	0	26/31	53/53	0	455
Opponents	12	19	5*	0	25/31	34/34	0	325

2-Pt. Conversions: Team 0-1, Opponents 0-2

- a 28 interception return at Chicago (9/23)
- b 29 fumble return vs. New England (10/14)
- c 68 block field goal return vs. Minnesota (10/21)
- d 50 interception return vs. New York Jets (11/22)

- * D. Hall 85 punt return vs. St. Louis (9/30)
- G. Wilson 25 interception return at Buffalo (10/8)
- C. Kelsay 0 interception return at Buffalo (10/8)
- T. McGee 103 kickoff return at Buffalo (10/8)
- C. Griffin 28 fumble return vs. Minnesota (10/21)

PASSING	ATT	COMP	YDS	PCT	AVG	ATT	TD	PCT	PCT	LG	SKS/YDS	RATING
Romo	520	335	4,211	64.4	8.1	36	6.9	19	3.7	59	24/176	97.4
Johnson	11	7	79	63.3	7.2	0	0.0	0	0.0	35	1/19	85.0
Cowboys	531	342	4,290	64.4	8.1	36	6.8	19	3.6	59	25/185	97.1
Opponents	581	342	3,728	58.9	6.4	19	3.3	19	3.3	69	46/319	75.1

2008 ★ DALLAS COWBOYS STATISTICS ★ 2008

THIRD, NFC EAST HEAD COACH: WADE PHILLIPS					
PRESEASON (2-2)					
Date	W/L	Score	Opponent	Att.	
8/9	L	17-31	@ San Diego	61,946	
8/16	L	13-23	@ Denver	74,484	
8/22	W	23-22	HOUSTON	60,795	
8/28	W	16-10	MINNESOTA	60,246	
REGULAR SEASON (9-7)					
9/7	W	28-10	@ Cleveland	73,012	
9/15	W	41-37	PHILADELPHIA	63,472	
9/21	W	27-16	@ Green Bay	71,113	
9/28	L	24-26	WASHINGTON	63,462	
10/5	W	31-22	CINCINNATI	62,655	
10/12	L	24-30	@ Arizona (OT)	64,389	
10/19	L	14-34	@ St. Louis	62,035	
10/26	W	13-9	TAMPA BAY	63,254	
11/2	L	14-35	@ N.Y. Giants	78,826	
11/9		- Bye -			
11/16	W	14-10	@ Washington	90,830	
11/23	W	35-22	SAN FRANCISCO	63,272	
11/27	W	34-9	SEATTLE	63,253	
12/7	L	13-20	@ Pittsburgh	60,594	
12/14	W	20-8	N.Y. GIANTS	63,776	
12/20	L	24-33	BALTIMORE	63,800	
12/28	L	6-44	@ Philadelphia	69,144	

TEAM STATISTICS			DALLAS	OPP
FIRST DOWNS.....	291	276		
Rushing.....	102	85		
Passing.....	171	163		
Penalty.....	18	28		
Third Down-Made/Att.....	91/212	77/216		
Third Down Efficiency.....	42.9	35.6		
Fourth Down-Made/Att.....	7/12	8/14		
TOTAL NET YARDS.....	5,512	4,709		
Avg. Per Game.....	344.5	294.3		
Total Plays.....	979	969		
Avg. Per Play.....	5.6	4.9		
NET YARDS RUSHING.....	1,723	1,706		
Avg. Per Game.....	107.7	106.6		
Total Rushes.....	401	402		
Avg. Per Rush.....	4.3	4.2		
NET YARDS PASSING.....	3,789	3,003		
Avg. Per Game.....	236.8	187.7		
Sacked/Yards Lost.....	31/199	59/374		
Gross Yards.....	3,988	3,377		
Attempts/Completions.....	547/328	508/308		
Pct. of Completions.....	60.0	60.6		
Had Intercepted.....	20	8		
PUNTS/AVERAGE.....	78/43.4	74/44.3		
Net Punting Average.....	36.4	39.0		
PUNT RET./AVG.....	37/6.4	37/10.5		
KICKOFF RET./AVG.....	70/22.2	71/21.3		
INT./AVG. RET.....	8/4.5	20/17.5		
PENALTIES/YARDS.....	120/957	87/601		
FUMBLES/BALL LOST.....	29/13	28/14		
TOUCHDOWNS.....	43	36		
Rushing.....	12	11		
Passing.....	29	19		
Returns.....	2	6		
EXTRA POINTS/ATTEMPTS.....	42/42	33/33		
TWO POINT CONV./ATTS.....	0/1	0/2		
FIELD GOALS/ATTEMPTS.....	20/22	38/44		
AVG. TIME OF POSS.....	30:00	30:00		

SCORE BY QUARTERS						
	1	2	3	4	OT	T
Cowboys	72	117	62	111	0	362
Opponents	79	109	67	104	6	365

PASSING	ATT	COMP	YDS	PCT	AVG	TD	PCT	INT	PCT	LG	SKS/YDS	RATING
Romo	450	276	3,448	61.3	7.7	26	5.8	14	3.1	751	20/123	91.4
Johnson	78	41	427	52.6	5.5	2	2.6	5	6.4	36	8/54	50.5
Bollinger	17	10	71	58.8	4.2	1	5.9	1	5.9	24	3/22	63.6
Witten	1	1	42	100.0	42.0	0	0.0	0	0.0	42	0/0	118.8
Crayton	1	0	0	0.0	0.0	0	0.0	0	0.0	0	0/0	39.6
Cowboys	547	328	3,988	60.0	7.3	29	5.3	20	3.7	751	31/199	84.9
Opponents	508	308	3,377	60.6	6.6	19	3.7	8	1.6	60	59/374	86.2

RUSHING	ATT	YDS	AVG	LG	TD
Barber	238	885	3.7	35	7
Choice	92	472	5.1	38	2
Jones, F.	30	266	8.9	60	3
Romo	28	41	1.5	15	0
Owens	7	33	4.7	8	0
Williams, R.E.	1	13	13.0	13	0
Crayton	1	11	11.0	11	0
Anderson	2	3	1.5	3	0
Johnson	2	-1	-0.5	0	0
Cowboys	401	1,723	4.3	60	12
Opponents	402	1,706	4.2	82	11
RECEIVING	NO	YDS	AVG	LG	TD
Witten	81	952	11.8	42	4
Owens	69	1,052	15.2	75	10
Barber	52	417	8.0	70	2
Crayton	39	550	14.1	55	4
Choice	21	185	8.8	50	0
Bennett	20	283	14.2	37	4
Williams, R.E.	19	198	10.4	38	1
Austin	13	278	21.4	63	3
Curtis	8	32	4.0	8	0
Stanback	2	24	12.0	15	0
Jones, F.	2	10	5.0	7	0
Anderson	2	7	3.5	6	1
Cowboys	328	3,988	12.2	75	29
Opponents	308	3,377	11.0	60	19

Opponents	308	3,377	11.0	60	19			
INTERCEPTIONS	NO	YDS	AVG	LG	TD			
Newman	4	2	0.5	2	0			
Jenkins	1	23	23.0	23	1			
Ellis	1	11	11.0	11	0			
Henry	1	0	0.0	0	0			
Hamlin	1	0	0.0	0	0			
Cowboys	8	36	4.5	23	1			
Opponents	20	349	17.5	61	1			
<hr/>								
PUNTING	NO	YDS	AVG	TB	INT	LG	BL	NET
Paulescu	53	2,213	41.8	5	14	70	0	35.2
McBriar	24	1,175	49.0	3	5	66	1	38.8
Cowboys	77	3,388	44.3	8	19	70	1	36.4
Opp.	73	3,281	44.3	8	20	65	1	39.0

PUNT RETURNS	NO	FC	YDS	AVG	LG	TD
Jones, A.	21	0	95	4.5	18	0
Crayton	15	9	143	9.5	33	0
Battle	1	0	0	0.0	0	0
Cowboys	37	9	238	6.4	33	0
Opponents	37	17	390	10.5	35	0

USUAL STARTERS					
WR	Terrell Owens	RE	Chris Canty	LT	Flozell Adams
LG	Cory Procter (11)	LE	Marcus Spears	LG	Cory Procter (11)
RG	Andre Gurode	SLB	Greg Ellis	RG	Leonard Davis
RT	Marc Colombo	MLB	Bradie James	RT	Marc Colombo
TE	Jason Witten	JLB	Zach Thomas	TE	Patrick Crayton
QB	Tony Romo	VLB	DeMarcus Ware	QB	Tommy Williams
RB	Marion Barber	LCB	Terence Newman (9)	RB	Deon Anderson
FB	Deon Anderson	RCB	Anthony Henry	FB	Deon Anderson
K	Nick Folk	SS	Keith Davis (8)	K	Nick Folk
P	Sam Paulescu (10)	FS	Ken Hamlin	P	Sam Paulescu (10)
	Mat McBriar (6)				Mat McBriar (6)

Pro Bowlers in Bold

KICKOFF RETURNS	NO	YDS	AVG	LG	TD
Austin	29	624	21.5	36	0
Jones, F.	16	434	27.1	98	1
Stanback	10	218	21.8	58	0
Jones, A.	7	155	22.1	41	0
Scandrick	4	81	20.3	25	0
Spencer	1	18	18.0	18	0
Crayton	1	11	11.0	11	0
Anderson	1	9	9.0	9	0
Curtis	1	4	4.0	4	0
Cowboys	70	1,554	22.2	98	1
Opponents	71	1,510	21.3	93	1

FIELD GOALS	11-19	20-29	30-39	40-49	50+
Folk	0-0	1-1	7-8	10-11	2-2
Cowboys	0-0	1-1	7-8	10-11	2-2
Opponents	0-0	9-9	16-16	11-14	2-5

Folk: (1), (51.47), (25.39), (36), (30), (37M, 52), (46M), (38.45), (1), (48.41, 47.42), (41.42), (44.33), (1), (35), (37.42)

Opponents: (34), (34.44, 22), (36, 38.33), (20, 33.33, 29), (41, 31.40), (41), (54M, 52.35), (36, 35.1M, 41), (41, 46M), (1), (53M, 23.22, 35), (44, 38.25), (45M, 24.41), (34, 47), (26, 29.37, 35), (40, 50.41, 40M)

SCORING	TDR	TD	TP	2PT	FG	PAT	S	TP
Folk	0	0	0	0	20/22	42/42	0	102
Owens	0	10	0	0	0/0	0/0	0	60
Barber	7	2	0	0	0/0	0/0	0	54
Witten	0	4	0	0	0/0	0/0	0	24
Crayton	0	4	0	0	0/0	0/0	0	24
Jones, F.	3	0	1a	0	0/0	0/0	0	24
Bennett	0	4	0	0	0/0	0/0	0	24
Austin	0	3	0	0	0/0	0/0	0	18
Choice	2	0	0	0	0/0	0/0	0	12
Anderson	0	1	0	0	0/0	0/0	0	6
Williams, R.E.	0	1	0	0	0/0	0/0	0	6
Jenkins	0	0	1b	0	0/0	0/0	0	6
Polk	0	0	0	0	0/0	0/0	1	2
Cowboys	12	29	2	0	20/22	42/42	1	362
Opponents	10	17	4*	0	35/40	28/28	1	365

2-Pt. Conversions: Team 0-1, Opponents 0-2

- a 98-yd kickoff return vs. Philadelphia (9/15)
b 23-yd interception return at N.Y. Giants (11/2)
% blocked punt in end zone vs. San Francisco (11/23)

- * C. Gocong 0 fumble recovery vs. Philadelphia (9/15)
J. Arrington 93 kickoff return at Arizona (10/12)
M. Beisel 3 block punt return at Arizona (10/12)
D. Townsend 25 int return at Pittsburgh (12/7)
C. Clemmons 73 fumble return at Philadelphia (12/28)
J. Hanson 96 fumble recovery at Philadelphia (12/28)
^ M. Kwanuka forced fumble out of end zone vs. N.Y. Giants (12/14)

2010 ★ DALLAS COWBOYS STATISTICS ★ 2010

THIRD PLACE, NFC EAST HEAD COACH: WADE PHILLIPS (1-7) JASON GARRETT (5-3)				
PRESEASON (3-2)				
Date	W/L	Score	Opponent	Att.
8/8	W	16-7	CINCINNATI @ Canton	22,364
8/12	L	9-17	OAKLAND	72,282
8/21	W	16-14	@ San Diego	64,372
8/28	L	7-23	@ Houston	70,725
9/2	W	27-25	MIAMI	71,805
REGULAR SEASON (6-10)				
9/12	L	7-13	@ Washington	90,670
9/19	L	20-27	CHICAGO	85,168*
9/26	W	27-13	@ Houston	71,456
10/3		- Bye -		
10/10	L	27-34	TENNESSEE	90,616*
10/17	L	21-24	@ Minnesota	64,120
10/25	L	35-41	N.Y. GIANTS	91,375*
10/31	L	17-35	JACKSONVILLE	81,395*
11/7	L	7-45	@ Green Bay	70,913
11/14	W	33-20	@ N.Y. Giants	80,851
11/21	W	35-19	DETROIT	81,261*
11/25	L	27-30	NEW ORLEANS	93,985*
12/5	W	38-35	@ Indianapolis (OT)	67,471
12/12	L	27-30	PHILADELPHIA	85,673*
12/19	W	33-30	WASHINGTON	86,904*
12/25	L	26-27	@ Arizona	66,971
12/31	W	14-13	@ Philadelphia	69,144

AT&T Stadium configuration

* -All Open # -All Closed

^ -Only Doors Open % -Only Roof Open

TEAM STATISTICS	DALLAS	OPP
FIRST DOWNS	327	309
Rushing	104	84
Passing	201	200
Penalty	22	25
Third Down-Made/Att.	86/211	81/204
Third Down Efficiency	40.8	39.7
Fourth Down-Made/Att.	13/22	4/9
TOTAL NET YARDS	5,828	5,628
Avg. Per Game	364.3	351.8
Total Plays	1,035	977
Avg. Per Play	5.6	5.8
NET YARDS RUSHING	1,786	1,734
Avg. Per Game	111.6	108.4
Total Rushes	428	402
Avg. Per Rush	4.2	4.3
NET YARDS PASSING	4,042	3,894
Avg. Per Game	252.6	243.4
Sacked/Yards Lost	31/166	35/257
Gross Yards	4,208	4,151
ATTEMPTS/COMPLETIONS	576/379	540/348
Pct. of Completions	65.8	64.4
Had Intercepted	19	20
PUNTS/AVERAGE	66/47.2	70/43.1
Net Punting Average	41.7	35.4
PUNT RETURN/AVG.	24/15.9	33/6.2
KICKOFF RETURN/AVG.	74/21.2	56/24.3
INT./AVG.	20/15.1	19/14.6
PENALTIES/YARDS	109/863	79/641
FUMBLES/BALL LOST	28/11	20/10
TOUCHDOWNS	46	51
Rushing	10	11
Passing	29	33
Returns	7	7
EXTRA POINTS/ATTEMPTS	42/44	49/49
TWO POINT CONV./ATT.	2/2	2/2
FIELD GOALS/ATTS	24/32	25/27
AVG. TIME OF POSSESSION	31:11	28:49

RUSHING	ATT	YDS	AVG	LG	TD
Jones	185	800	4.3	34	1
Barber	113	374	3.3	25	4
Choice	66	243	3.7	26	3
Kitna	31	147	4.7	29	1
Austin	7	93	13.3	60	1
McGee	13	74	5.7	14	0
Romo	6	38	6.3	14	0
Gronkowski	5	17	3.4	8	0
Bryant	1	0	0.0	0	0
McBriar	1	0	0.0	0	0

Cowboys	428	1,786	4.2	60	10
Opponents	402	1,734	4.3	56	11

RECEIVING	NO	YDS	AVG	LG	TD
Witten	94	1,002	10.7	33	9
Austin	69	1,041	15.1	69	7
Jones	48	450	9.4	71	1
Bryant	45	561	12.5	46	6
R.Williams	37	530	14.3	63	5
Bennett	33	260	7.9	32	0
Choice	17	109	6.4	17	0
Hurd	14	120	8.6	13	0
Barber	11	49	4.5	15	0
Gronkowski	7	35	5.0	12	1
Ogletree	3	34	11.3	19	0
Johnson	1	6	6.0	6	0
Romo	0	11	11.0	11	0

Cowboys	379	4,208	11.1	71	29
Opponents	348	4,151	11.9	91	33

INTERCEPTIONS	NO	YDS	AVG	LG	TD
Sensabaugh	5	26	5.2	10	0
Newman	5	16	3.2	30	0
Lee	2	44	22.0	31	1
Ball	2	27	13.5	27	0
McCann	1	101	101.0	101	1
Brooking	1	41	41.0	41	0
Scandrick	1	40	40.0	40	1
James	1	11	11.0	11	0
McCray	1	0	0.0	0	0
Jenkins	1	-4	-4.0	-4	0
Cowboys	20	302	15.1	101	3
Opponents	19	277	14.6	66	3

PUNTING	NO	YDS	AVG	TB	INT	LG	BL	NET
McBriar	65	3,115	47.9	8	22	65	1	41.7
Cowboys	65	3,115	47.9	8	22	65	1	41.7
Opp.	70	3,020	43.4	8	26	69	0	35.4

USUAL STARTERS									
WR	Roy Williams (10)	RE	Igor Olshansky (14)						
LT	Doug Free	NT	Jay Ratliff						
LG	Kyle Kosier (13)	LE	Marcus Spears (7)						
C	Andre Gurode	SLB	Stephen Bowen (7)						
RG	Leonard Davis	SLB	Anthony Spencer (6)						
RT	Marc Colombo (15)	MLB	Bradie James						
TE	Jason Witten	JLB	Keith Brooking						
WR	Miles Austin	VLB	DeMarcus Ware						
QB	Tony Romo (6)	LCB	Terence Newman						
	Jon Kitna (9)	RCB	Mike Jenkins						
RB	Marion Barber (10)	SS	Gerald Sensabaugh (14)						
	Felix Jones (6)	FS	Alan Ball						
FB	Chris Gronkowski (10)								

Pro Bowlers in Bold

K David Buehler
M Mat McBriar

PUNT RETURNS	NO	YDS	AVG	FC	LG	TD
Bryant	15	215	14.3	0	93	2
McCann	8	165	20.6	10	97	1
Holley	1	2	2.0	0	0	0
Owusu-Ansah	0	0	0.0	4	0	0
Cowboys	24	382	15.9	14	97	3
Opponents	33	205	6.2	7	16	0

KICKOFF RETURNS	NO	YDS	AVG	LG	TD
Owusu-Ansah	25	543	21.7	41	0
McCann	23	507	22.0	38	0
Bryant	12	293	24.4	43	0
Ogletree	6	109	18.2	31	0
Choice	3	61	20.3	27	0
Gronkowski	2	23	11.5	13	0
Rucker	1	16	16.0	16	0
Chandler	1	11	11.0	11	0
Newman	1	9	9.0	9	0
Cowboys	74	1,572	21.2	43	0
Opponents	56	1,363	24.3	95	1

SCORE BY QUARTERS	1	2	3	4	OT	T
Cowboys	70	104	106	111	3	394
Opponents	85	130	95	126	0	436

FIELD GOALS	11-19	20-29	30-39	40-49	50+
Buehler	0-0	8-8	4-7	8-11	4-6
Cowboys	0-0	8-8	4-7	8-11	4-6
Opponents	0-0	8-8	4-4	9-10	4-5

Buehler: (34M), (28,44M,48), (49,40), (51,44M,26), (26,41), (34), (1,22,23,34M), (1), (21,53,59M), (30,48M,46,38), (50,43), (42,20,35M,20,39), (42,53), (52M)

Opp: (29,49), (38,40), (24,30), (52,40), (38), (53,26), (1), (54B,26), (43,25), (47), (50,45,28), (1), (59,50,28), (1), (49M,49,48), (43,22)

SCORING	TDR	TD	TPR	2PT	FG	PAT	S	TP
Buehler	0	0	0	0	24/32	42/44	0	114
Witten	0	9	0	1	0/0	0/0	0	56
Austin	1	7	0	0	0/0	0/0	0	48
Bryant	0	6	2a	0	0/0	0/0	0	48
R.Williams	0	5	0	1	0/0	0/0	0	32
Barber	4	0	0	0	0/0	0/0	0	24
Choice	3	0	0	0	0/0	0/0	0	18
Jones	1	1	0	0	0/0	0/0	0	12
McCann	0	0	2b	0	0/0	0/0	0	12
Gronkowski	0	1	0	0	0/0	0/0	0	6
Lee	0	0	1d	0	0/0	0/0	0	6
Kitna	1	0	0	0	0/0	0/0	0	6
Scandrick	0	0	1c	0	0/0	0/0	0	6
Ware	10	0	1e	0	0/0	0/0	0	6
Cowboys	10	29	7	2	24/32	42/44	0	394
Opponents	11	33	7*	2	25/27	49/49	1	436

2-Pt. Conversions: Team 2-2, Opponents 2-2

- a 62 punt return vs. Chi (9/19)
- 93 punt return vs. NYG (10/25)
- b 101 interception return, @ NYG (11/14)
- 97 punt return vs. Detroit (11/21)
- c 40 interception return, @ Indianapolis (12/5)
- d 31 interception return, @ Indianapolis (12/5)
- e 17 fumble return @ Phil (1/21/11)

- * D. Hall 32 fumble return, @ Wash (9/12)
- P. Harvin 95 kickoff return, @ Minn (10/17)
- N. Collins 26 fumble return, @ Green Bay (11/7)
- C. Matthews 62 int. return, @ Green Bay (11/7)
- T. Smith 2 block punt return @ Ind (12/5)
- D. Rodgers-Cromartie 32 int. return @ Ari (12/25)
- G. Toler 66 int. return @ Ari (12/25)
- A L. Davis holding in endzone vs. Det (11/21)

PASSING	ATT	COMP	YDS	PCT	AVG	TD	PCT	INT	PCT	INT	LG	SKS/YDS	RATING
Kitna	318	209	2,365	65.7	7.4	16	5.0	12	3.8	71	21/100		88.9
Romo	213	148	1,605	69.5	7.5	11	5.2	7	3.3	69	7/41		94.9
McGee	44	22	238	50.0	5.4	2	4.5	0	0.0	37	3/25		81.4
Barber	1	0	0	0.0	0.0	0	0.0	0	0.0	0	0/0		39.6
Cowboys	576	209	4,208	65.8	7.3	29	5.0	19	3.3	71	21/100		88.9
Opponents	540	348	4,151	64.4	7.7	33	6.1	20	3.7	91	35/257		92.7

2011 ★ DALLAS COWBOYS STATISTICS ★ 2011

THIRD PLACE, NFC EAST HEAD COACH: JASON GARRETT

PRESEASON (2-2)

Date	W/L	Score	Opponent	Att.
8/11	W	24-23	DENVER	74,045
8/21	L	7-20	SAN DIEGO	73,665
8/27	W	23-17	@ Minnesota	62,800
9/1	L	3-17	@ Miami	40,727

REGULAR SEASON (8-8)

Date	W/L	Score	Opponent	Att.
9/11	L	24-27	@ N.Y. Jets	78,702
9/18	W	27-24	@ San Fran (OT)	69,732
9/26	W	18-16	WASHINGTON	90,017*
10/2	L	30-34	DETROIT	78,122*
10/9		- Bye -		
10/16	L	16-20	@ New England	68,756
10/23	W	34-7	ST. LOUIS	80,086*
10/30	L	7-34	@ Philadelphia	69,144
11/6	W	23-13	SEATTLE	81,501*
11/13	W	44-7	BUFFALO	85,157*
11/20	W	27-24	@ Washington (OT)	80,122
11/24	W	20-19	MIAMI	87,418*
12/4	L	13-19	@ Arizona (OT)	62,180
12/11	L	34-37	N.Y. GIANTS	92,952*
12/17	W	31-15	@ Tampa Bay	65,162
12/24	L	7-20	PHILADELPHIA	84,432*
1/1/12	L	14-31	@ N.Y. Giants	81,077

AT&T Stadium configuration
*All Open # All Closed
^Only Doors Open %Only Roof Open

TEAM STATISTICS

	DALLAS	OPP
FIRST DOWNS.....	327	305
Rushing.....	91	78
Passing.....	219	199
Penalty.....	17	28
Third Down-Made/Att.....	78/198	81/204
Third Down Efficiency.....	39.4	39.7
Fourth Down-Made/Att.....	5/10	4/41
TOTAL NET YARDS.....	6,008	5,491
Avg. Per Game.....	375.5	343.2
Total Plays.....	1,017	972
Avg. Per Play.....	5.9	5.6
NET YARDS RUSHING.....	1,807	1,585
Avg. Per Game.....	112.9	99.1
Total Rushes.....	408	385
Avg. Per Rush.....	4.4	4.1
NET YARDS PASSING.....	4,201	3,906
Avg. Per Game.....	262.6	244.1
Sacked/Yards Lost.....	39/253	42/243
Gross Yards.....	4,453	4,149
ATTEMPTS/COMPLETIONS.....	570/376	545/336
Pct. of Completions.....	66.0	61.7
Had Intercepted.....	12	15
PUNTS/AVERAGE.....	71/42.9	72/47.5
Net Punting Average.....	36.2	41.8
PUNT RETURN/AVG.....	41/7.1	30/9.3
KICKOFF RETURN/AVG.....	33/23.3	52/21.4
INT./AVG.....	15/14.5	12/13.2
PENALTIES/YARDS.....	114/810	85/650
FUMBLES/BALL LOST.....	24/9	20/10
Touchdowns.....	39	38
Rushing.....	5	10
Passing.....	33	24
Returns.....	1	4
EXTRA POINTS/ATTEMPTS.....	39/39	35/35
TWO POINT CONV./ATT.....	0/0	2/2
FIELD GOALS/ATTS.....	32/37	26/33
AVG. TIME OF POSSESSION.....	30:55	29:05

SCORE BY QUARTERS

	1	2	3	4	OT	T
Cowboys	72	110	62	119	6	369
Opponents	51	112	75	103	6	347

RUSHING

	ATT	YDS	AVG	LG	TD
Murray	164	897	5.5	91	2
Jones	127	575	4.5	40	1
Morris	28	98	3.5	15	0
Tanner	22	76	3.5	17	1
Choice	28	75	2.7	14	0
Romo	22	46	2.1	17	1
McGee	4	28	7.0	12	0
Bryant	1	5	5.0	5	0
Fiammetta	4	4	1.0	3	0
Austin	2	3	1.5	5	0
Ogletree	2	3	1.5	7	0
Washington	1	-1	-1.0	-1	0
Kitna	3	-2	-0.7	0	0
Cowboys	408	1,807	4.4	91	5
Opponents	385	1,585	4.1	40	10

RECEIVING

	NO	YDS	AVG	LG	TD
Witten	79	942	11.9	64	5
Bryant	63	928	14.7	50	9
Robinson	54	858	15.9	74	11
Austin	43	579	13.5	53	7
Jones	33	221	6.7	27	0
Murray	26	183	7.0	18	0
Bennett	17	144	8.5	15	0
Ogletree	15	164	10.9	33	0
Phillips	15	101	6.7	12	1
Choice	11	71	6.5	18	0
Holley	7	169	24.1	77	0
Morris	5	13	2.6	9	0
Fiammetta	3	39	13.0	15	0
Tanner	2	19	9.5	11	0
Washington	2	13	6.5	15	0
Chapas	1	9	9.0	9	0
Cowboys	376	4,453	11.8	77	33
Opponents	336	4,149	12.3	74	24

INTERCEPTIONS

	NO	YDS	AVG	LG	TD
Lee	4	87	21.8	37	0
Newman	4	80	20.0	43	1
Sensabaugh	2	11	5.5	11	0
Hatcher	1	16	16.0	16	0
Ball	1	15	15.0	15	0
Walker	1	5	5.0	5	0
Jenkins	1	3	3.0	3	0
Scandrick	1	0	0.0	0	0
Cowboys	15	217	14.5	43	1
Opponents	12	158	13.2	56	2

PUNTING

	NO	YDS	AVG	TB	INT	LG	BL	NET
McBriar	58	2,542	43.8	7	21	68	1	36.1
Jones	10	426	42.6	1	4	54	0	42.6
Bailey	2	79	39.5	0	0	41	0	37.0
Cowboys	70	3,047	42.9	8	25	68	1	36.7
Opp.	72	3,420	47.5	6	21	70	0	41.8

PUNT RETURNS

	NO	FC	YDS	AVG	LG	TD
Bryant	15	5	103	6.9	20	0
Harris	15	6	80	5.3	14	0
Owusu-Ansah	6	3	47	7.8	21	0
Ogletree	2	0	35	17.5	25	0
McCann	2	0	13	6.5	16	0
Holley	1	0	15	15.0	15	0
Cowboys	41	14	293	7.1	22	0
Opponents	30	17	278	9.3	55	0

KICKOFF RETURNS	NO	YDS	AVG	LG	TD
Harris	8	231	28.9	51	0
Jones	7	186	26.6	69	0
Ogletree	6	114	19.0	25	0
Owusu-Ansah	3	56	18.7	23	0
Bryant	3	55	18.3	26	0
Murray	2	36	18.0	22	0
Phillips	2	26	13.0	16	0
Lissemore	1	38	38.0	38	0
McCann	1	26	26.0	26	0
Cowboys	33	768	23.3	69	0
Opponents	52	1,114	21.4	43	0

FIELD GOALS	11-19	20-29	30-39	40-49	50+
Bailey	1-1	8-9	11-11	10-12	2-4
Cowboys	1-1	8-9	11-11	10-12	2-4
Opponents	0-0	12-12	4-5	5-9	5-7

Bailey: (34), (21M, 48, 19), (41, 27, 32, 41, 23, 40), (41, 35, 23), (48, 22, 26), (30, 51), (0, 20, 20, 42), (45, 36, 31), (37, 39), (32, 28), (53M, 50, 37, 49M), (49, 49, 47B), (30), (0), (52M)

Opp: (34, 50), (55), (46, 27, 36B, 50), (33, 51), (31, 26), (0), (23, 26), (45, 32, 41B), (52M), (40, 49, 55M), (26, 47M, 28, 27, 23), (48, 23), (23, 26), (0), (43, 51), (40M, 28)

SCORING	TDR	TDP	TDR1	2PT	FG	PAT	S	TP
Bailey	0	0	0	0	32/37	39/39	0	135
Robinson	0	11	0	0	0/0	0/0	0	66
Bryant	0	9	0	0	0/0	0/0	0	54
Austin	0	7	0	0	0/0	0/0	0	42
Witten	0	5	0	0	0/0	0/0	0	30
Murray	2	0	0	0	0/0	0/0	0	12
Jones	1	0	0	0	0/0	0/0	0	6
Newman	0	0	1a	0	0/0	0/0	0	6
Phillips	0	1	0	0	0/0	0/0	0	6
Romo	1	0	0	0	0/0	0/0	0	6
Tanner	1	0	0	0	0/0	0/0	0	6
Cowboys	5	33	1	0	32/37	39/39	0	369
Opponents	10	24	4*	2	226/33	35/35	1*	347

2-Pt. Conversions: Team 0-0, Opponents 2-2

a T.Newman 43 interception return, vs. Buf (11/13)

* I. Trufant 18 block punt return, @ NYJ (9/11)

B. Carpenter 34 int. return, vs. Det (10/2)

C. Houston 56 int. return, vs. Det (10/2)

D. Watson 7 fumble return, @ Tampa Bay (12/17)

A. J. Pierre-Paul Romo sack, vs. NYG (12/11)

USUAL STARTERS

WR	Dez Bryant (13)	RE	Jason Hatcher (10)
LT	Doug Free		Marcus Spears (5)
LG	Bill Nagy (4)	NT	Jay Ratliff
	Montre Hollar (10)	LE	Kenyon Coleman (15)
C	Phil Costa	SLB	Anthony Spencer (15)
RG	Kyle Kosier	MLB	Bradie James (13)
RT	Tyron Smith	JLB	Sean Lee (15)
TE	Jason Witten	WLB	DeMarcus Ware
WR	Miles Austin (10)	LCB	Terence Newman (14)
	Laurent Robinson (4)	RCB	Mike Jenkins (12)
QB	Tony Romo		Orlando Scandrick (4)
RB	Felix Jones (8)	SS	Abram Elam
	DeMarco Murray (7)	FS	Gerald Sensabaugh
FB	Tony Fiammetta (6)		
	John Phillips (4)	K	Dan Bailey
		P	Mat McBriar

Pro Bowlers in Bold

PASSING	ATT	COMP	YDS	PCT	AVG	TD	PCT	INT	PCT	LG	SKS/YDS	RATING
Romo	522	346	4,184	66.3	8.0	31	5.9	10	1.9	77	36/227	102.5
McGee	38	24	182	63.2	4.8	1	2.6	0	0.0	19	3/25	83.4
Kitna	10	6	87	60.0	8.7	1	10.0	2	20.0	33	0/0	82.1
Cowboys	570	376	4,453	66.0	7.8	33	5.8	12	5.1	77	36/252	100.1
Opponents	545	336	4,149	61.7	7.6	24	4.4	15	2.8	74	42/243	88.4

2012 ★ DALLAS COWBOYS STATISTICS ★ 2012

THIRD PLACE, NFC EAST HEAD COACH: JASON GARRETT				
PRESEASON (3-1)				
Date	W/L	Score	Opponent	Att.
8/13	W	3-0	@ Oakland	50,403
8/18	L	20-28	@ San Diego	53,381
8/25	W	20-19	ST. LOUIS	75,226
9/1	W	30-13	MIAMI	73,481
REGULAR SEASON (8-8)				
9/5	W	24-17	@ N.Y. Giants	82,287
9/16	L	7-27	@ Seattle	68,008
9/23	W	16-10	TAMPA BAY	81,984*
10/1	L	18-34	CHICAGO	90,080*
10/7			- Bye -	
10/14	L	29-31	@ Baltimore	71,384
10/21	W	19-14	@ Carolina	73,981
10/28	L	24-29	N.Y. GIANTS	94,067*
11/4	L	13-19	@ Atlanta	70,840
11/11	W	38-23	@ Philadelphia	89,144
11/18	W	23-20	CLEVELAND (OT)	81,963*
11/22	L	31-38	WASHINGTON	90,168*
12/2	W	38-33	PHILADELPHIA	81,851*
12/9	W	20-19	@ Cincinnati	63,590
12/16	W	27-24	PITTSBURGH (OT)	95,595*
12/23	L	31-34	NEW ORLEANS (OT)	92,570*
12/30	L	18-28	@ Washington	82,845

AT&T Stadium configuration
 * - All Open # - All Closed
 ^ - Only Doors Open % - Only Roof Open

TEAM STATISTICS	DALLAS	OPP
FIRST DOWNS.....	338.....	317
Rushing.....	76.....	92
Passing.....	237.....	195
Penalty.....	25.....	30
Third Down-Made/Att.....	93/212.....	81/202
Third Down Efficiency.....	43.9.....	40.1
Fourth Down-Made/Att.....	8/11.....	6/11
TOTAL NET YARDS.....	5,994.....	5,687
Avg. Per Game.....	374.6.....	355.4
Total Plays.....	1,049.....	986
Avg. Per Play.....	5.7.....	5.8
NET YARDS RUSHING.....	1,265.....	2,003
Avg. Per Game.....	79.1.....	125.2
Total Rushes.....	355.....	441
Avg. Per Rush.....	3.6.....	4.5
NET YARDS PASSING.....	4,729.....	3,684
Avg. Per Game.....	295.6.....	230.3
Sacked/Yards Lost.....	36/263.....	34/211
Gross Yards.....	4,992.....	3,895
Attempts/Completions.....	658/434.....	511/320
Pct. of Completions.....	66.0.....	62.6
Had Intercepted.....	19.....	7
PUNTS/AVERAGE.....	69/44.0.....	74/45.4
Net Punting Average.....	38.6.....	37.1
PUNT RETURN/AVG.....	34/12.4.....	29/9.6
KICKOFF RETURN/AVG.....	36/20.6.....	50/22.0
INT./AVG.....	7/21.0.....	19/17.9
PENALTIES/YARDS.....	117/853.....	89/726
FUMBLES/BALL LOST.....	20/10.....	18/9
TOUCHDOWNS.....	41.....	45
Rushing.....	8.....	17
Passing.....	29.....	22
Returns.....	4.....	6
EXTRA POINTS/ATTEMPTS.....	37/37.....	43/44
TWO POINT CONV./ATT.....	3/4.....	0/1
FIELD GOALS/ATTEMPTS.....	29/31.....	29/33
AVG. TIME OF POSSESSION.....	30:33.....	29:27

RUSHING	ATT	YDS	AVG	LG	TD
Murray	161	663	4.1	48	4
F. Jones	111	402	3.6	22	3
Dunbar	21	75	3.6	18	0
Tanner	25	61	2.4	9	0
Romo	30	49	1.6	15	1
Vickers	3	11	3.7	13	0
Ogletree	2	9	4.5	5	0
Bryant	2	-5	-2.5	6	0
Cowboys	355	1,265	3.6	48	8
Opponents	441	2,003	4.5	43	17
RECEIVING	NO	YDS	AVG	LG	TD
Witten	110	1,039	9.4	36	3
Austin	92	1,382	15.0	85	12
Murray	66	943	14.3	49	6
F. Jones	35	251	7.2	22	0
Ogletree	32	436	13.6	65	4
Harris	25	262	10.5	39	2
Beasley	17	222	13.1	36	1
Vickers	15	128	8.5	20	0
Hanna	13	104	8.0	17	0
Phillips	8	86	10.8	29	0
Dunbar	6	55	9.2	19	1
Tanner	6	33	5.5	14	0
Holmes	4	41	10.3	15	0
Romo	2	11	5.5	7	0
Cowboys	434	4,992	11.5	85	29
Opponents	320	3,895	12.2	68	22

INTERCEPTIONS	NO	YDS	AVG	LG	TD
Carr	3	120	40.0	47	1
Pehrah	1	27	27.0	2	0
Claiborne	1	0	0.0	0	0
Lee	1	0	0.0	0	0
McCray	1	0	0.0	0	0
Cowboys	7	147	21.0	47	1
Opponents	19	340	17.9	74	3

PUNTING	NO	YDS	AVG	TB	INT	LG	BL	NET
Moorman	56	2,497	44.6	3	22	64	0	38.9
C. Jones	12	542	45.2	0	6	60	1	40.0
Cowboys	68	3,039	44.0	3	28	64	1	39.1
Opp.	74	3,362	45.4	10	25	68	0	37.1

PUNT RETURNS	NO	YDS	AVG	FC	LG	TD
Harris	22	354	16.1	11	78	1
Bryant	12	66	5.5	3	44	0
Cowboys	34	420	12.4	13	78	1
Opponents	29	279	9.6	15	98	1

KICKOFF RETURNS	NO	YDS	AVG	LG	TD
Dunbar	12	261	21.8	44	0
F. Jones	11	236	21.5	29	0
Harris	11	210	19.1	29	0
Phillips	1	20	20.0	20	0
Vickers	1	14	14.0	14	0
Cowboys	36	741	20.6	44	0
Opponents	50	1,102	22.0	108	1

SCORE BY QUARTERS	1	2	3	4	OT	T
Cowboys	36	88	84	162	6	376
Opponents	71	127	79	120	3	400

FIELD GOALS	11-19	20-29	30-39	40-49	50+
Bailey	1-1	5-5	13-13	7-7	3-5
Cowboys	1-1	5-5	13-13	7-7	3-5
Opponents	0-0	9-9	9-12	9-10	2-2

Bailey: (33), (1), (32,26,22), (39), (42,43,34,51M), (19,49,28,38), (51), (23,32,54M), (30), (44,32,38), (30,33,51), (39), (37,40), (50,21), (47), (48)

Opp: (22), (21,25), (28), (43,21), (38), (1), (41,37,26,43,37), (37M,45,46,43M,36,32), (40), (51,37), (48), (43), (25,33,25,52), (32), (36M,37,20), (37M)

SCORING	TDR	TP	TDR	2PT	FG	PAT	S	TP
Bailey	0	0	0	0	29/31	37/37	0	124
Bryant	0	12	0	0	2/0	0/0	0	4
Austin	0	6	0	0	0/0	0/0	0	36
F. Jones	3	2	0	0	0/0	0/0	0	30
Murray	4	0	0	0	0/0	0/0	0	24
Ogletree	0	4	0	0	0/0	0/0	0	24
Witten	0	3	0	0	0/0	0/0	0	18
Harris	0	1	1a	2	0/0	0/0	0	14
Romo	1	0	0	2	0/0	0/0	0	8
Carr	0	0	1b	0	0/0	0/0	0	6
Claiborne	0	0	1c	0	0/0	0/0	0	6
Hatcher	0	0	1d	0	0/0	0/0	0	6
Phillips	0	1	0	0	0/0	0/0	0	6
Cowboys	8	29	4	3	39/31	37/37	0	376
Opponents	17	22	6*	0	29/33	43/44	0	400

2-Pt. Conversions: Team 3-4, Opponents 0-1

- a 78 punt return, @ Philadelphia (11/11)
- b 47 interception return, @ Philadelphia (11/11)
- c 50 fumble return, vs Philadelphia (12/2)
- d 0 fumble return, @ Philadelphia (11/11)

* J. Johnson 3 block punt return, @ Seattle (9/16)
 C. Tillman 25 int. return, vs Chicago (10/1)
 L. Briggs 74 int. return, vs Chicago (10/1)
 J. Jones 108 kickoff return, @ Baltimore (10/14)
 J. Pierre-Paul 28 int. return, vs NYG (10/28)
 D. Johnson 98 punt return, vs Philadelphia (12/2)

USUAL STARTERS			
WR	Dez Bryant	RE	Jason Hatcher
LT	Doug Free	NT	Jay Ratliff (96)
LG	Nate Livings		Josh Brent (5)
C	Ryan Cook (11)		Sean Lissimore (3)
RG	MacKenzie Bernard	LE	Kenyon Coleman (5)
TE	Tyron Smith		Anthony Spencer (6)
RT	Jason Witten	SLB	Marcus Ware
WR	Miles Austin	MLB	Bruce Carter (11)
QB	Tony Romo		Dan Connor (5)
RB	DeMarco Murray (10)	WLB	Sean Lee (6)
	Felix Jones (6)		Ernie Sims (6)
FB	Lawrence Vickers (6)	JLB	DeMarcus Ware
	John Phillips (8)	LCB	Brandon Carr
		RCB	Morris Claiborne
K	Dan Bailey	SS	Barry Church (3)
P	Chris Jones (4)		Danny McCray (910)
	Brian Moorman (12)	FS	Gerald Sensabaugh

Pro Bowlers in Bold

PASSING	ATT	COMP	YDS	PCT	AVG	TD	INT	PCT	LG	SKS/YDS	RATING	
Romo	648	425	4,903	65.6	7.6	28	4.3	19	2.9	85	36/263	90.5
Orton	10	9	89	90.0	8.9	1	10.0	0	0.0	21	0/0	137.1
Cowboys	658	434	4,992	66.0	7.6	29	4.4	19	2.9	85	36/263	91.3
Opponents	511	320	3,895	62.6	7.6	22	4.3	7	1.4	68	34/211	94.7

2013 ★ DALLAS COWBOYS STATISTICS ★ 2013

SECOND PLACE, NFC EAST HEAD COACH: JASON GARRETT

PRESEASON (2-3)

Date	W/L	Score	Opponent	Att.
8/4	W	24-20	MIAMI @ Canton	22,364
8/9	L	17-19	@ Oakland	43,013
8/17	L	7-12	@ Arizona	59,698
8/24	W	24-18	CINCINNATI	76,376
8/29	L	6-24	HOUSTON	76,856

REGULAR SEASON (8-8)

9/8	W	36-31	N.Y. GIANTS	85,348*
9/15	L	16-17	@ Kansas City	76,952
9/22	W	31-7	ST. LOUIS	80,848*
9/29	L	21-30	@ San Diego	68,601
10/6	L	48-51	DENVER	92,758*
10/13	W	31-16	WASHINGTON	90,239*
10/20	W	17-3	@ Philadelphia	69,144
10/27	L	30-31	@ Detroit	64,379
11/3	W	27-23	MINNESOTA	85,360*
11/10	L	17-49	@ New Orleans	73,018
11/17			- Bye -	
11/24	W	24-21	@ N.Y. Giants	80,499
11/28	W	31-24	OAKLAND	87,572*
12/9	L	28-45	@ Chicago	62,229
12/15	L	36-37	GREEN BAY	91,054*
12/22	W	24-23	@ Washington	80,411
12/29	L	22-24	PHILADELPHIA	91,166*

AT&T Stadium configuration

*-All Open #-All Closed

^-Only Doors Open %-Only Roof Open

TEAM STATISTICS

	DALLAS	OPP
FIRST DOWNS	325	388
Rushing	80	122
Passing	213	231
Penalty	32	35
Third Down-Made/Att.	63/180	91/210
Third Down Efficiency	35.0	43.3
Fourth Down-Made/Att.	4/6	9/18
TOTAL NET YARDS	5,458	6,645
Avg. Per Game	341.3	415.3
Total Plays	957	1,094
Avg. Per Play	5.7	6.1
NET YARDS RUSHING	1,504	2,056
Avg. Per Game	94.2	128.5
Total Rushes	336	437
Avg. Per Rush	4.5	4.7
NET YARDS PASSING	3,954	4,589
Avg. Per Game	247.1	286.8
Sacked/Yards Lost	35/272	34/246
Gross Yards	4,226	4,835
ATTEMPTS/COMPLETIONS	586/375	623/403
Pct. of Completions	64.0	64.7
Had Intercepted	12	15
PUNTS/AVERAGE	77/45.0	61/47.2
Net Punting Average	39.1	38.9
PUNT RETURN/AVG.	31/12.5	37/9.2
KICKOFF RETURN/AVG.	45/25.5	38/20.8
INT./AVG.	15/17.1	12/11.7
PENALTIES/YARDS	102/867	112/875
FUMBLES/BALL LOST	18/8	16/13
TOUCHDOWNS	51	51
Rushing	12	17
Passing	33	33
Returns	6	11
EXTRA POINTS/ATTEMPTS	47/47	47/48
TWO POINT CONV./ATT.	1/4	2/3
FIELD GOALS/ATTEMPTS	28/30	25/29
AVG. TIME OF POSSESSION	29:02	30:58

RUSHING	ATT	YDS	AVG	LG	TD
Murray	217	1,121	5.2	43	9
Randle	54	164	3.0	19	2
Dunbar	30	150	5.0	45	0
Romo	20	38	1.9	15	0
Tanner	9	12	1.3	9	1
Orton	1	8	8.0	8	0
Harris	1	6	6.0	6	0
T. Williams	3	4	1.3	5	0
Bryant	1	1	1.0	1	0

Cowboys	336	1,504	4.5	45	12
Opponents	437	2,056	4.7	60†	17

RECEIVING	NO	YDS	AVG	LG	TD
Bryant	93	1,233	13.3	79	13
Witten	73	851	11.7	34	8
Murray	53	350	6.6	22	1
T. Williams	44	736	16.7	82†	5
Beasley	39	368	9.4	23	2
Austin	24	244	10.2	20	2
Hanna	12	73	6.1	21	0
Escobar	9	134	14.9	25	2
Harris	9	80	8.9	24†	2
Randle	8	61	7.6	13	0
Dunbar	7	59	8.4	17	0
Tanner	3	33	11.0	17	0
Clutts	1	4	4.0	4	0

Cowboys	375	4,226	11.3	82†	33
Opponents	407	4,835	12.0	87	33

INTERCEPTIONS	NO	YDS	AVG	LG	TD
Lee	4	174	43.5	74	1
Carr	3	49	16.3	49†	1
Scandrick	2	0	0.0	0	0
Moore	1	21	21.0	21	0
Allen	1	13	13.0	13	0
Ware	1	0	0.0	0	0
Church	1	0	0.0	0	0
Claiborne	1	0	0.0	0	0
Heath	1	0	0.0	0	0

Cowboys	15	257	17.1	74	2
Opponents	12	140	11.7	91	2

PUNTING	NO	YDS	AVG	TB	IN20	LG	BL	NET
C. Jones	77	3,467	45.0	6	30	62	0	39.1
Cowboys	77	3,467	45.0	6	30	62	0	39.1
Opp.	61	2,880	47.2	6	20	68	0	38.9

PUNT RETURNS	NO	YDS	AVG	FC	LG	TD
Harris	20	256	12.8	10	86†	1
Beasley	10	68	6.8	3	14	0
Spurlock	1	62	62.0	0	62	0
Cowboys	31	386	12.5	13	86†	1
Opponents	37	339	9.2	27	26	0

KICKOFF RETURNS	NO	YDS	AVG	LG	TD
Harris	28	857	30.6	90	0
T. Williams	6	142	23.7	32	0
Spurlock	3	51	17.0	19	0
Bosworth	2	29	14.5	16	0
Clutts	1	28	28.0	28	0
Dunbar	1	12	12.0	12	0
Beasley	1	11	11.0	11	0
A. Smith	1	10	10.0	10	0
Randle	1	7	7.0	7	0
Escobar	1	0	0.0	0	0

Cowboys	45	1,147	25.5	90	0
Opponents	38	791	20.8	45	0

SCORE BY QUARTERS	1	2	3	4	OT	T
Cowboys	91	125	98	125	0	439
Opponents	67	119	108	138	0	432

FIELD GOALS	11-19	20-29	30-39	40-49	50+
Bailey	2-2	2-2	8-9	10-10	6-7
Cowboys	2-2	2-2	8-9	10-10	6-7
Opponents	0-0	11-11	6-7	6-7	2-4

Bailey: (30,38,45), (51,30,53), (19,35M), (56M), (43,48)(30), (38), (53,54,44), (41,44), (37), (35), (19), (1), (47,23,43,50,50), (25), (44,43,36)

Opp: (20), (57B,40), (1), (36,42,23), (48,50,28), (20,32,33,49M), (60M,31), (20), (23), (37M), (21,23), (45), (27,34,23), (57), (36,22,47), (47)

SCORING	TD	TD	TD	TD	FG	PAT	S	TP
Bailey	0	0	0	0	28/30	47/47	0	131
Bryant	0	13	0	0	0/0	0/0	0	78
Murray	9	1	0	0	0/0	0/0	0	60
Witten	0	8	0	0	0/0	0/0	0	48
T. Williams	0	5	0	1	0/0	0/0	1	32
Harris	0	2	1a	0	0/0	0/0	0	18
Beasley	0	2	0	0	0/0	0/0	0	12
Escobar	0	2	0	0	0/0	0/0	0	12
Randle	2	0	0	0	0/0	0/0	0	12
Carr	0	0	1b	0	0/0	0/0	0	6
Church	0	0	1c	0	0/0	0/0	0	6
Hayden	0	0	1d	0	0/0	0/0	0	6
Heath	0	0	1e	0	0/0	0/0	0	6
Lee	0	0	1f	0	0/0	0/0	0	6
Tanner	1	0	0	0	0/0	0/0	0	6
Cowboys	12	33	6	1	28/30	47/47	1	439
Opponents	17	33	1*	2	25/29	47/48	2	432

2-Pt. Conversions: Team 1-3, Opponents 2-3

- a 86 punt return, vs. Washington (10/13)
- b 49 interception return, vs. N.Y. Giants (9/8)
- c 27 fumble return, vs. N.Y. Giants (9/8)
- d 0 fumble recovery, vs. Minnesota (11/3)
- e 50 fumble return, at N.Y. Giants (11/24)
- f 52 interception return, at San Diego (9/26)

* G. Jenkins 23 fumble return, vs. Oak (11/28)

USUAL STARTERS

WR	Dez Bryant	LDE	George Selvie
LT	Tyron Smith	DT	Nick Hayden
LG	Ronald Leary	DE	Jason Hatcher
C	Travis Frederick	RDE	DeMarcus Ware
RG	Brian Waters (5)	SLB	Justin Durant (5)
	Mackenzey Bernadeau		Kyle Wilber (4)
TE	Doug Free	MLB	Sean Lee (11)
RT	Jason Witten		DeVonte Holloman (2)
WR	Miles Austin (8)	WLB	Bruce Carter (13)
	Terrance Williams	LCB	Brandon Carr
QB	Tony Romo (15)	RCB	Orlando Scandrick (11)
	Kyle Orton	SS	Barry Church (3)
RB	DeMarco Murray (14)	FS	Jeff Heath (9)
	Joseph Randle (2)		J.J. Wilcox (5)
TE	James Hanna (8)		
<i>Pro Bowlers in Bold</i>			
K	Dan Bailey		
P	Chris Jones		

PASSING	ATT	COMP	YDS	PCT	AVG	ATT	PCT	INT	PCT	LG	SKS/YDS	RATING
Romo	535	342	3,828	63.9	7.2	31	5.8	10	1.9	82†	35/272	96.7
Orton	51	33	398	64.7	7.8	2	3.9	2	3.9	39	0/0	85.3
Cowboys	586	375	4,226	64.0	7.2	33	5.6	12	2.0	82†	35/272	95.7
Opponents	623	403	4,835	64.7	7.8	33	5.3	15	2.4	87	34/246	95.9

2014 ★ DALLAS COWBOYS STATISTICS ★ 2014

FIRST PLACE, NFC EAST HEAD COACH: JASON GARRETT				
PRESEASON (0-4)				
Date	W/L	Score	Opponent	Att.
8/7	L	7-27	@ San Diego	57,228
8/16	L	30-37	BALTIMORE	77,624*
8/23	L	20-25	@ Miami	55,623
8/28	L	3-27	DENVER	77,922*
REGULAR SEASON (12-4)				
9/7	L	17-28	SAN FRANCISCO	91,174*
9/14	W	26-10	@ Tennessee	69,143
9/21	W	34-31	@ St. Louis	58,739
9/28	W	38-17	NEW ORLEANS	91,176*
10/5	W	20-17	HOUSTON (OT)	91,159*
10/12	W	30-23	@ Seattle	68,432
10/19	W	31-21	N.Y. GIANTS	91,028*
10/27	L	17-20	WASHINGTON (OT)	87,055*
11/2	L	17-28	ARIZONA	85,688*
11/9	W	31-17	@ Jac. (London)	83,603
11/16			- Bye -	
11/23	W	31-28	@ N.Y. Giants	80,520
11/27	L	10-33	PHILADELPHIA	91,379*
12/4	W	41-28	@ Chicago	61,558
12/14	W	38-27	@ Philadelphia	69,596
12/21	W	42-7	INDIANAPOLIS	91,899*
12/28	W	44-17	@ Washington	80,897
2014 NFC WILD CARD GAME				
1/4/15	W	24-20	DETROIT	91,410*
2014 NFC DIVISIONAL PLAYOFF GAME				
1/11/15	L	21-26	@ Green Bay	79,704

AT&T Stadium configuration
 * - All Open # - All Closed
 ^ - Only Doors Open % - Only Roof Open

TEAM STATISTICS	DALLAS	OPP
FIRST DOWNS	342	315
Rushing	105	86
Passing	205	195
Penalty	31	34
Third Down-Made/Att.	95/201	89/204
Third Down Efficiency	47.3	43.6
Fourth Down-Made/Att.	3/6	10/20
TOTAL NET YARDS	6,138	5,681
Avg. Per Game	383.6	355.1
Total Plays	1,014	978
Avg. Per Play	6.1	5.8
NET YARDS RUSHING	2,354	1,650
Avg. Per Game	147.1	103.1
Total Rushes	508	392
Avg. Per Rush	4.6	4.2
NET YARDS PASSING	3,784	4,031
Avg. Per Game	236.5	251.9
Sacked/Yards Lost	30/224	28/156
Gross Yards	4,008	4,187
ATTEMPTS/COMPLETIONS	476/328	558/371
Pct. of Completions	68.9	66.5
Had Intercepted	11	18
PUNTS/AVERAGE	58/44.6	67/44.9
Net Punting Average	39.8	38.7
PUNT RETURN/AVG.	30/9.2	25/9.6
KICKOFF RETURN/AVG.	33/23.9	43/21.4
INT./AVG.	18/12.7	11/12.9
PENALTIES/YARDS	105/839	104/861
FUMBLES/BALL LOST	21/14	20/13
TOUCHDOWNS	56	43
Rushing	16	18
Passing	37	22
Returns	3	3
EXTRA POINTS/ATTEMPTS	56/56	40/41
TWO POINT CONV./ATT.	0/0	2/2
FIELD GOALS/ATTS.	25/29	16/18
AVG. TIME OF POSSESSION	32:22	37:38

RUSHING	ATT	YDS	AVG	LG	TD
Murray	392	1,845	4.7	51	13
Randle	51	343	6.7	65	3
Dunbar	29	99	3.4	14	0
Romo	26	61	2.3	21	0
Harris	4	7	1.8	9	0
Weeden	6	-1	-0.2	1	0
Cowboys	508	2,354	4.6	65	16
Opponents	392	1,650	4.2	62	18

RECEIVING	NO	YDS	AVG	LG	TD
Bryant	88	1,320	15.0	68	16
Witten	64	703	11.0	34	5
Murray	57	416	7.3	34	0
T. Williams	37	621	16.8	51	8
Beasley	37	420	11.4	45	4
Dunbar	18	217	12.1	40	0
Escobar	9	105	11.7	26	4
Harris	7	116	16.6	56	0
Hanna	4	48	12.0	27	0
Randle	4	23	5.8	14	0
Street	2	18	9.0	9	0
Clutts	1	1	1.0	1	0
Cowboys	328	4,008	12.2	68	37
Opponents	371	4,187	11.3	72	22

INTERCEPTIONS	NO	YDS	AVG	LG	TD
Carter	5	72	14.4	35	1
Wilcox	3	46	15.3	46	0
Church	2	49	24.5	45	0
Scandrick	2	2	1.0	2	0
R. McClain	2	0	0.0	0	0
Patmon	1	58	58.0	58	1
Hitchens	1	8	8.0	8	0
Durant	1	1	1.0	1	0
Claborn	1	-8	-8.0	-8	0
Cowboys	18	228	12.7	58	2
Opponents	11	142	12.9	48	1

PUNTING	NO	YDS	AVG	TB	IN20	LG	BL	NET
C. Jones	57	2,586	45.4	2	21	64	1	39.8
Cowboys	58	2,586	44.6	2	21	64	1	39.8
Opp.	67	3,007	44.9	7	24	68	0	38.7

PUNT RETURNS	NO	YDS	AVG	FC	LG	TD
Harris	30	275	9.2	13	38	0
Cowboys	30	275	9.2	13	38	0
Opponents	25	240	9.6	15	37	0

KICKOFF RETURNS	NO	YDS	AVG	LG	TD
Harris	30	742	24.7	42	0
Dunbar	2	46	23.0	28	0
Wilber	1	2	2.0	2	0
Cowboys	33	790	23.9	42	0
Opponents	43	921	21.4	46	0

PASSING	ATT	COMP	YDS	PCT	AVG	TD	INT	PCT	LG	SKS/YDS	RATING
Romo	435	304	3,705	69.9	8.5	34	7.8	9	2.1	68	29/215
Weeden	41	24	303	58.5	7.4	3	7.3	2	4.9	40	1/9
Dal. Total	476	328	4,008	68.9	8.4	37	7.8	11	2.3	68	30/224
Opponents	558	371	4,187	66.5	7.5	22	3.9	18	3.2	72	28/156

SCORE BY QUARTERS	1	2	3	4	OT	T
Cowboys	95	140	110	119	3	467
Opponents	76	92	58	123	3	352

FIELD GOALS	11-19	20-29	30-39	40-49	50+
Bailey	0-0	6-6	6-7	8-9	5-7
Cowboys	0-0	6-6	6-7	8-9	5-7
Opponents	0-0	5-5	4-5	6-7	0-0

Bailey: (29),(48,44,51,48),(29,40),(51),(33,53M,49),(42,56,31),(49),(21),(52,35B),(54,48B),(38),(28),(35,27),(49),(52M),(36,32,23)

Opp: (37M),(47),(28),(41M,30),(29),(33,33,48),(44,40),(0,0,0,0),(31,22,26,25),(0,47,43),(0,25)

SCORING	TDR	TD	TD1	2P	FG	PAT	S	TP
Bailey	0	0	0	0	25/29	56/56	0	131
Bryant	0	16	0	0	0/0	0/0	0	96
Murray	13	0	0	0	0/0	0/0	0	78
T. Williams	0	8	0	0	0/0	0/0	0	48
Witten	0	5	0	0	0/0	0/0	0	30
Beasley	0	4	0	0	0/0	0/0	0	24
Escobar	0	4	0	0	0/0	0/0	0	24
Randle	3	0	0	0	0/0	0/0	0	18
Carter	0	0	1a	0	0/0	0/0	0	6
Patmon	0	0	1b	0	0/0	0/0	0	6
Spencer	0	0	1c	0	0/0	0/0	0	6
Cowboys	16	37	3	0	25/29	56/56	0	467
Opponents	18	22	3*	2	16/18	40/41	1	352

2-Pt. Conversions: Team 0-0, Opponents 2-2

- a 25 interception return at STL (9/21)
 b 58 interception return vs. Ari (11/2)
 c 5 fumble return at Was (12/28)

- * C. Culliver 35 fumble return vs. San Francisco (9/7)
 J. Jenkins 25 int. return at STL (9/21)
 M. Morgan 25 fumble return at Seattle (10/12)
 ^ K. Wilber holding in end zone at Jacksonville (11/9)

USUAL STARTERS			
WR	Dez Bryant	LDE	George Selvie (13)
LT	Tyron Smith	DT	Nick Hayden
LG	Ron Leary (15)	DT	Tyrone Crawford (15)
C	Travis Frederick	RDE	Jeremy Mincey
RG	Zack Martin	SLB	Bruce Carter (7)
RT	Doug Free (11)	MLB	Rolando McClain (12)
	Jeremy Parnell (5)	WLB	Justin Durant (6)
TE	Jason Witten		Anthony Hitchens (7)
WR	Terrance Williams	LCB	Brandon Carr
QB	Tony Romo (15)	RCB	Orlando Scandrick (14)
	Brandon Weeden	CB	Sterling Moore (7)
RB	DeMarco Murray	SS	Barry Church
TE	James Hanna (12)	FS	J.J. Wilcox
K	Dan Bailey	<i>Pro Bowlers in Bold</i>	
P	Chris Jones		
LS	L.P. Ladouceur		

2015 ★ DALLAS COWBOYS STATISTICS ★ 2015

FOURTH PLACE, NFC EAST HEAD COACH: JASON GARRETT

PRESEASON (1-3)					Att.
Date	W/L	Score	Opponent		
8/13	L	7-17	@ San Diego		58,507
8/23	L	6-23	@ San Francisco		70,178
8/29	L	14-28	MINNESOTA		86,082
9/3	W	21-14	HOUSTON		8,067
REGULAR SEASON (4-12)					
9/13	W	27-26	N.Y. GIANTS		93,579#
9/20	W	20-10	@ Philadelphia		69,296
9/27	L	28-39	ATLANTA		90,345#
10/4	L	20-26	@ New Orleans (OT)		73,009
10/11	L	6-30	NEW ENGLAND		96,054#
10/18			— Bye —		
10/25	L	20-27	@ N.Y. Giants		80,319
11/1	L	12-13	SEATTLE		91,486#
11/8	L	27-33	PHILADELPHIA		91,827#
11/15	L	6-10	@ Tampa Bay		64,133
11/22	W	24-14	@ Miami		65,115
11/26	L	14-33	CAROLINA		90,909#
12/7	W	19-16	@ Washington		80,444#
12/13	L	7-28	@ Green Bay		78,369
12/19	L	16-19	N.Y. JETS		90,345#
12/27	L	6-16	@ Buffalo		70,172
1/3/16	L	23-34	WASHINGTON		90,127#

AT&T Stadium configuration
 *—All Open #—All Closed
 ^—Only Doors Open %—Only Roof Open

TEAM STATISTICS

	DALLAS	OPP
FIRST DOWNS.....	307	317
Rushing.....	94	113
Passing.....	175	172
Penalty.....	38	32
Third Down-Made/Att.....	66/191	81/208
Third Down Efficiency.....	34.6	38.9
Fourth Down-Made/Att.....	8/16	5/10
TOTAL NET YARDS.....	5,361	5,570
Avg. Per Game.....	335.1	348.1
Total Plays.....	969	998
Avg. Per Play.....	5.5	5.6
NET YARDS RUSHING.....	1,890	1,934
Avg. Per Game.....	118.1	120.9
Total Rushes.....	408	461
Avg. Per Rush.....	4.6	4.2
NET YARDS PASSING.....	3,471	3,636
Avg. Per Game.....	216.9	227.1
Sacked/Yards Lost.....	33/206	31/229
Gross Yards.....	3,677	3,865
Attempts/Completions.....	528/334	506/330
Pct. of Completions.....	63.3	65.2
Had Intercepted.....	22	8
PUNTS/AVERAGE.....	69/45.2	74/45.0
Net Punting Average.....	42.5	41.2
PUNT RET./AVG.....	33/5.5	24/6.8
KICKOFF RET./AVG.....	28/25.1	23/23.9
INT./AVG. RET.....	8/7.8	22/19.5
PENALTIES/YARDS.....	112/879	113/898
FUMBLES/BALL LOST.....	18/11	11/3
TOUCHDOWNS.....	26	41
Rushing.....	8	16
Passing.....	16	19
Returns.....	2	6
EXTRA POINTS/ATTEMPTS.....	25/25	36/38
TWO POINT CONV./ATTS.....	1/1	1/1
FIELD GOALS/ATTEMPTS.....	30/32	30/36
AVG. TIME OF POSS.....	30:59	29:01

RUSHING	ATT	YDS	AVG	LG	TD
McFadden	239	1,089	4.6	50	3
Randle	76	315	4.1	37	4
Turbin	32	139	4.3	22	1
Whitehead	10	107	10.7	33	0
Cassel	15	78	5.2	24	0
Dunbar	5	67	13.4	45	0
C. Michael	15	51	3.4	13	0
Weeden	9	30	3.3	11	0
Romo	4	13	3.3	12	0
Health	1	2	2.0	2	0
Moore	2	-1	-0.5	0	0
Cowboys	408	1,890	4.6	50	8
Opponents	461	1,934	4.2	50	16

RECEIVING	REC	YDS	AVG	LG	TD
Witten	77	713	9.3	35	3
T. Williams	52	840	16.2	42	3
Beasley	52	536	10.3	30	5
McFadden	40	328	8.2	21	0
Bryant	31	401	12.9	51	3
Dunbar	21	215	10.2	39	0
Butler	12	258	21.5	67	0
Randle	10	86	8.6	25	0
Hanna	9	79	8.8	17	0
Escobar	8	64	8.0	22	1
Street	7	114	16.3	25	1
Whitehead	6	16	2.7	8	0
Turbin	5	15	3.0	15	0
R. Smith	1	6	6.0	6	0
Clutts	1	4	4.0	4	0
C. Michael	1	2	2.0	2	0
Swaim	1	0	0.0	0	0
Cowboys	334	3,677	11.0	67	16
Opponents	330	3,865	11.7	80	19

INTERCEPTIONS	NO	YDS	AVG	LG	TD
Health	2	19	9.5	19	0
Wilcox	1	24	24.0	24	0
R. McClain	1	12	12.0	12	1
Hardy	1	9	9.0	9	0
Lee	1	0	0.0	0	0
Olatoye	1	0	0.0	0	0
Mitchell	1	-2	-2.0	-2	0
Cowboys	8	62	7.8	24	1
Opponents	22	428	19.5	67	4

PUNTING	NO	YDS	AVG	TB	IN20	LG	BL	NET
C. Jones	69	3,117	45.2	1	27	61	0	42.5
Cowboys	69	3,117	45.2	1	27	61	0	42.5
Opp.	74	3,329	45.0	5	30	63	1	41.2

PUNT RETURNS	NO	YDS	AVG	FC	LG	TD
Whitehead	19	110	5.8	4	28	0
Beasley	12	69	5.8	17	22	0
Dunbar	1	4	4.0	0	4	0
White	1	0	0.0	0	0	0
Cowboys	33	183	5.5	21	28	0
Opponents	24	162	6.8	22	25	0

KICKOFF RETURNS	NO	YDS	AVG	LG	TD
Whitehead	16	452	28.3	79	0
Dunbar	6	146	24.3	32	0
Palmon	2	26	13.0	20	0
R. Smith	1	26	26.0	26	0
McFadden	1	23	23.0	23	0
Street	1	22	22.0	22	0
T. Williams	1	9	9.0	9	0
Cowboys	28	704	25.1	79	0
Opponents	23	549	23.9	100	1

SCORE BY QUARTERS	1	2	3	4	OT	T
Cowboys	51	84	46	94	0	275
Opponents	66	100	64	132	12	374

FIELD GOALS	11-19	20-29	30-39	40-49	50+
Bailey	0-0	9-9	10-10	6-7	5-6
Cowboys	0-0	9-9	10-10	6-7	5-6
Opponents	1-1	5-5	9-10	9-14	6-6

Bailey: (21,32);(20,28);(0);(30,38);(51,23);(30,48)
 (33,35,52,27);(41,44);(42,53,48M);(30);
 (21,48);(38,34,20,54);(0);(27,38,50);
 (46,50M,22);(0)
 Opp: (50,40,30,19);(46);(32);(51,29,30M);(49,57,34);
 (47,34);(26,47,24);(31,53);(52,46M);(0);
 (49,43,25,50,43B);(45,36,46,43M);(0);
 (36,45M,40);(32);(27,33)

SCORING	TD	INT	DP	2PT	FG	PAT	S	TP
Bailey	0	0	0	0	30/32	25/25	0	115
Beasley	0	5	0	0	0/0	0/0	0	30
Randle	4	0	0	0	0/0	0/0	0	24
McFadden	3	0	0	1	0/0	0/0	0	20
Bryant	0	3	0	0	0/0	0/0	0	18
T. Williams	0	3	0	0	0/0	0/0	0	18
Witten	0	3	0	0	0/0	0/0	0	18
Escobar	0	1	0	0	0/0	0/0	0	6
R. McClain	0	0	1b	0	0/0	0/0	0	6
Street	0	1	0	0	0/0	0/0	0	6
Turbin	1	0	0	0	0/0	0/0	0	6
Wilber	0	0	1a	0	0/0	0/0	0	6
Wilcox	0	0	0	0	0/0	1c	2	0
Cowboys	8	16	2	1	30/32	25/25	1	275
Opponents	16	19	6*	1	30/36	36/38	0	374

2-pt Conversions: Dallas 1-1, Opponents 1-1

- a 26 punt block return at Phi (9/20)
- b 12 interception return at Mia (11/22)
- c tackle A. Morris in end zone vs. Was (1/3/16)

* Rodgers-Cromartie 57 furl return vs. NYG (9/13)
 Rodgers-Cromartie 58 int return at NYG (10/25)
 Harris 101 kickoff return at NYG (10/25)
 J. Hicks 67 int return vs. Phi (11/18)
 K. Coleman 36 int return vs. Car (11/26)
 L. Keuchly 32 int. return vs. Car (11/26)

USUAL STARTERS

WR Dez Bryant (9)	LE DeMarcus Lawrence (13)
LT Tyron Smith	DT Tyrone Crawford
LG La'El Collins (11)	DT Nick Hayden (15)
Ronald Leary (4)	RE Greg Hardy (12)
C Travis Frederick	WLB Sean Lee (14)
Zack Martin	MLB Rolando McClain (11)
RT Doug Free	Anthony Hitchens (5)
TE Jason Witten	SLB Kyle Wilber (6)
WR Terrance Williams (13)	RCB Morris Claiborne (11)
QB Tony Romo (4)	LCB Brandon Carr
Matt Cassel (7)	SS Barry Church (15)
Kellen Moore (2)	FS Byron Jones (7)
Brandon Weeden (3)	J.J. Wilcox (9)
RB Darren McFadden (10)	
Joseph Randle (1)	K Dan Bailey
TE James Hanna (7)	P Chris Jones
Gavin Escobar (2)	
Tyler Clutts (5)	

Pro Bowlers in Bold

PASSING	ATT	COMP	YDS	PCT	ATT	TD	INT	PCT	INT	LG	SKS/YDS	RATING
Cassel	204	119	1,276	58.3	6.3	5	2.5	7	3.4	51	14/86	70.6
Romo	121	83	884	68.6	7.3	5	4.1	7	5.8	39	6/35	79.3
Moore	104	61	779	58.7	7.5	4	3.8	6	5.8	36	5/23	71.0
Weeden	98	71	738	72.4	7.5	2	2.0	2	2.0	67	8/62	92.1
McFadden	1	0	0	0.0	0.0	0	0.0	0	0.0	0	0/0	39.6
Cowboys	528	334	3,677	63.3	7.0	16	3.0	22	4.2	67	33/206	76.5
Opponents	506	330	3,865	65.2	7.6	19	3.8	8	1.6	80	31/229	94.2

Dallas Cowboys All-Time Results

All-Time Regular Season Record: 480-364-6

Playoff Record: 34-26

Preseason Record: 129-138-2

The Opponents

Arizona Cardinals

(Dallas Leads Series, 55-32-1)

Regular Season: 55-31-1 Postseason: 0-1

Date	Site	Winner-Score	Att.
10/23/60	St. Louis	St. Louis, 10-12	23,128
11/5/61	Dallas	St. Louis, 17-31	20,500
12/10/61	St. Louis	St. Louis, 13-31	15,384
10/28/62	Dallas	St. Louis, 24-28	16,027
12/9/62	St. Louis	St. Louis, 20-52	14,201
9/14/63	Dallas	St. Louis, 7-34	36,432
12/15/63	St. Louis	Dallas, 28-24	12,695
9/12/64	Dallas	St. Louis, 6-16	36,605
10/25/64	St. Louis	Dallas, 31-13	28,253
10/4/65	St. Louis	St. Louis, 13-20	32,034
12/11/65	Dallas	Dallas, 27-13	38,499
10/16/66	St. Louis	Tie, 10-10	50,673
12/4/66	St. Louis	Dallas, 31-17	76,965
11/23/67	Dallas	Dallas, 46-21	68,787
10/6/68	St. Louis	Dallas, 27-10	48,296
9/21/69	Dallas	Dallas, 24-3	62,134
10/4/70	St. Louis	St. Louis, 7-20	50,780
11/16/70	Dallas	St. Louis, 0-38	69,323
11/7/71	St. Louis	Dallas, 16-13	50,486
12/18/71	Dallas	Dallas, 31-12	66,672
11/12/72	Dallas	Dallas, 33-24	65,218
12/3/72	St. Louis	Dallas, 27-6	49,787
9/30/73	Dallas	Dallas, 45-10	64,729
12/16/73	St. Louis	Dallas, 30-3	43,946
10/13/74	St. Louis	St. Louis, 28-31	49,885
11/3/74	Dallas	Dallas, 17-14	64,146
9/28/75	Dallas	Dallas, 37-31 (OT)	52,417
12/7/75	St. Louis	St. Louis, 17-31	49,701
10/17/76	St. Louis	St. Louis, 17-21	50,317
11/25/76	Dallas	Dallas, 19-14	62,498
10/9/77	St. Louis	Dallas, 30-24	50,129
11/14/77	Dallas	St. Louis, 17-24	64,038
9/24/78	Dallas	Dallas, 21-12	62,760
10/15/78	St. Louis	Dallas, 24-21 (OT)	48,991
9/2/79	St. Louis	Dallas, 22-21	50,855
10/21/79	Dallas	Dallas, 22-13	64,300
11/2/80	St. Louis	Dallas, 27-24	50,701
11/16/80	Dallas	Dallas, 31-21	52,567
9/13/81	Dallas	Dallas, 30-17	63,602
10/14/81	St. Louis	St. Louis, 17-20	49,777
9/19/82	St. Louis	Dallas, 24-7	50,705
9/11/83	St. Louis	Dallas, 34-17	48,532
11/24/83	Dallas	Dallas, 35-17	60,764
10/7/84	Dallas	St. Louis, 20-31	61,438
11/11/84	St. Louis	Dallas, 24-17	48,721
11/4/85	St. Louis	St. Louis, 10-21	49,347
11/28/85	Dallas	Dallas, 35-17	54,125
9/29/86	St. Louis	Dallas, 31-7	49,077
10/26/86	Dallas	Dallas, 37-6	60,756
9/13/87	St. Louis	St. Louis, 13-24	47,241
12/27/87	Dallas	Dallas, 21-16	36,788
9/12/88	Phoenix	Dallas, 17-14	67,139
10/30/88	Dallas	Phoenix, 10-16	42,196
10/29/89	Dallas	Phoenix, 10-19	44,431
11/12/89	Phoenix	Phoenix, 20-24	49,657
10/14/90	Phoenix	Phoenix, 3-20	45,235
12/16/90	Dallas	Dallas, 41-10	60,190
9/22/91	Phoenix	Dallas, 17-9	68,814
11/3/91	Dallas	Dallas, 27-7	61,190

9/20/92	Dallas	Dallas, 31-20	62,575
11/22/92	Phoenix	Dallas, 16-10	72,439
9/19/93	Phoenix	Dallas, 17-10	73,025
11/14/93	Dallas	Dallas, 20-15	64,224
10/9/94	Dallas	Dallas, 38-3	64,518
10/23/94	Arizona	Dallas, 28-21	71,023
9/24/95	Dallas	Dallas, 34-20	64,560
12/25/95	Arizona	Dallas, 37-13	72,394
10/13/96	Dallas	Dallas, 17-3	64,096
12/8/96	Arizona	Dallas, 10-6	70,763
9/7/97	Arizona	Arizona, 22-25 (OT)	71,578
11/9/97	Dallas	Dallas, 24-6	64,302
9/6/98	Dallas	Dallas, 38-10	63,602
11/15/98	Arizona	Dallas, 35-28	69,923
1/2/99*	Dallas	Arizona, 7-20	62,969
10/3/99	Dallas	Dallas, 35-7	64,169
11/21/99	Arizona	Arizona, 9-13	72,015
9/10/00	Arizona	Arizona, 31-32	66,009
12/22/00	Dallas	Dallas, 48-7	62,981
10/28/01	Dallas	Dallas, 17-3	63,114
12/23/01	Arizona	Arizona, 10-17	48,883
10/20/02	Arizona	Arizona, 6-9 (OT)	59,702
10/5/03	Dallas	Dallas, 24-7	63,601
10/30/05	Dallas	Dallas, 34-13	62,068
11/12/06	Arizona	Dallas, 27-10	63,926
10/12/08	Arizona	Arizona, 24-30 (OT)	64,389
12/25/10	Arizona	Arizona, 26-27	66,971
12/4/11	Arizona	Arizona 13-19 (OT)	62,180
11/2/14	Dallas	Arizona 17-28	85,688

* NFC Wild Card Game

Atlanta Falcons

(Dallas Leads Series, 16-10)

Regular Season: 14-10 Postseason: 2-0

Date	Site	Winner-Score	Att.
10/2/66	Atlanta	Dallas, 47-14	56,990
11/5/67	Dallas	Dallas, 37-7	54,751
10/12/69	Atlanta	Dallas, 24-17	54,833
10/11/70	Dallas	Dallas, 13-0	53,611
9/15/74	Atlanta	Dallas, 24-0	52,322
11/21/76	Atlanta	Atlanta, 10-17	54,972
12/30/78*	Dallas	Dallas, 27-20	60,388
1/4/81*	Atlanta	Dallas, 30-27	60,022
10/27/85	Dallas	Dallas, 24-10	57,941
9/21/86	Dallas	Atlanta, 35-37	62,880
12/6/87	Dallas	Atlanta, 10-21	40,103
9/25/88	Dallas	Dallas, 26-20	39,702
9/17/89	Atlanta	Atlanta, 21-27	55,285
12/30/90	Atlanta	Atlanta, 7-26	50,097
12/22/91	Dallas	Dallas, 31-27	60,962
12/21/92	Atlanta	Dallas, 41-17	67,036
11/21/93	Atlanta	Atlanta, 14-27	67,337
10/29/95	Atlanta	Dallas, 28-13	70,089
10/20/96	Dallas	Dallas, 32-28	64,091
9/20/99	Dallas	Dallas, 24-7	63,663
11/11/01	Atlanta	Atlanta, 13-20	69,101
9/7/03	Dallas	Atlanta, 13-27	64,104
12/16/06	Atlanta	Dallas, 38-28	71,102
10/25/09	Dallas	Dallas, 37-21	81,521
11/4/12	Atlanta	Atlanta, 13-19	70,840
9/27/15	Dallas	Atlanta, 39-28	90,345

* NFC Divisional Playoffs

Baltimore Ravens
(Baltimore Leads Series, 4-0)
Regular Season: 0-4

Date	Site	Winner-Score	Att.
11/19/00	Baltimore	Baltimore, 0-27	69,416
11/21/04	Baltimore	Baltimore, 10-30	69,924
12/20/08	Dallas	Baltimore, 24-33	63,800
10/14/12	Baltimore	Baltimore, 29-31	71,384
2016	Dallas	Nov. 20	

Buffalo Bills(Dallas Leads Series, 8-4)
Regular Season: 6-4 Postseason: 2-0

Date	Site	Winner-Score	Att.
9/19/71	Buffalo	Dallas, 49-37	46,206
11/15/76	Dallas	Dallas, 17-10	51,779
11/9/81	Dallas	Dallas, 27-14	62,583
11/18/84	Buffalo	Buffalo, 3-14	74,391
1/31/93*	Pasadena	Dallas, 52-17	98,374
9/12/93	Dallas	Buffalo, 10-13	63,226
10/30/94**	Atlanta	Dallas, 30-13	72,817
9/22/96	Buffalo	Buffalo, 7-10	78,098
11/9/03	Dallas	Dallas, 10-6	63,770
10/8/07	Buffalo	Dallas, 25-24	71,575
11/13/11	Dallas	Dallas, 44-7	85,157
12/27/15	Buffalo	Buffalo, 6-16	70,172

*Super Bowl XXVII, Jan. 31, 1993

**Super Bowl XXVIII, Jan. 30, 1994

Carolina Panthers(Dallas Leads Series, 9-4)
Regular Season: 9-2 Postseason: 0-2

Date	Site	Winner-Score	Att.
1/5/97*	Carolina	Carolina, 17-26	72,808
12/8/97	Dallas	Carolina, 13-23	63,251
10/11/98	Dallas	Dallas, 27-20	64,181
10/1/00	Carolina	Dallas, 16-13 (OT)	73,310
10/13/02	Dallas	Dallas, 14-13	61,733
11/23/03	Dallas	Dallas, 24-20	63,871
1/3/04**	Carolina	Carolina, 10-29	73,014
12/24/05	Carolina	Dallas, 24-20	73,436
10/29/06	Carolina	Dallas, 35-14	73,682
12/22/07	Carolina	Dallas, 20-13	73,860
9/28/09	Dallas	Dallas, 21-7	90,588
10/21/12	Carolina	Dallas, 19-14	73,981
11/26/15	Dallas	Carolina, 14-33	90,909

*NFC Divisional Playoffs

**NFC Wild Card Playoffs

Chicago Bears

(Dallas Leads Series, 14-11)

Regular Season: 12-11 Postseason: 2-0

Date	Site	Winner-Score	Att.
11/27/60	Chicago	Chicago, 7-17	39,951
11/18/62	Dallas	Chicago, 33-34	12,692
11/1/64	Chicago	Dallas, 24-10	47,527
11/24/68	Chicago	Dallas, 34-3	46,667
10/31/71	Chicago	Chicago, 19-23	55,049
9/16/73	Chicago	Dallas, 20-17	55,701
10/24/76	Dallas	Dallas, 31-21	61,346
12/26/77*	Dallas	Dallas, 37-7	62,920
9/16/79	Dallas	Dallas, 24-20	64,056
11/26/81	Dallas	Dallas, 10-9	63,499
9/30/84	Chicago	Dallas, 23-14	63,623
11/17/85	Dallas	Chicago, 0-44	63,855
12/21/86	Dallas	Chicago, 10-24	57,256
10/16/88	Chicago	Chicago, 7-17	64,759
12/29/91**	Chicago	Dallas, 17-13	62,594
12/27/92	Dallas	Dallas, 27-14	63,101
9/2/96	Chicago	Chicago, 6-22	63,076

9/28/97	Dallas	Dallas, 27-3	64,082
10/18/98	Chicago	Chicago, 12-13	59,201
11/25/04	Dallas	Dallas, 21-7	64,026
9/23/07	Chicago	Dallas, 34-10	62,099
9/19/10	Dallas	Chicago, 20-27	85,168
10/1/12	Dallas	Chicago, 18-34	90,080
12/9/13	Chicago	Chicago, 28-45	62,229
12/4/14	Chicago	Dallas, 41-28	61,558
2016	Dallas	Sept. 25	

*NFC Divisional Playoffs

**NFC First-Round Playoffs

Cincinnati Bengals

(Dallas Leads Series, 7-4)

Regular Season: 7-4

Date	Site	Winner-Score	Att.
11/4/73	Dallas	Dallas, 38-10	58,802
9/30/79	Dallas	Dallas, 38-13	63,179
12/8/85	Cincinnati	Cincinnati, 24-50	56,936
11/20/88	Dallas	Cincinnati, 24-38	37,865
10/13/91	Dallas	Dallas, 35-23	63,275
10/30/94	Cincinnati	Dallas, 23-20	57,096
12/14/97	Cincinnati	Cincinnati, 24-31	60,043
11/12/00	Dallas	Dallas, 23-6	62,170
11/7/04	Cincinnati	Cincinnati, 3-26	65,721
10/5/08	Dallas	Dallas, 31-22	62,655
12/9/12	Cincinnati	Dallas, 20-19	63,590
2016	Dallas	Oct. 9	

Cleveland Browns

(Cleveland Leads Series, 17-13)

Regular Season: 12-15 Postseason: 1-2

Date	Site	Winner-Score	Att.
10/16/60	Dallas	Cleveland, 7-48	28,500
10/1/61	Cleveland	Cleveland, 7-25	43,638
12/3/61	Dallas	Cleveland, 17-38	23,500
10/7/62	Cleveland	Cleveland, 10-19	40,040
12/2/62	Dallas	Dallas, 45-21	24,226
9/22/63	Dallas	Cleveland, 24-41	28,710
11/24/63	Cleveland	Cleveland, 17-27	55,096
10/4/64	Cleveland	Cleveland, 6-27	72,062
10/18/64	Dallas	Cleveland, 16-20	37,456
10/17/65	Cleveland	Cleveland, 17-23	80,451
11/21/65	Dallas	Cleveland, 17-24	76,251
10/23/66	Cleveland	Cleveland, 21-30	84,721
11/24/66	Dallas	Dallas, 26-14	80,259
9/17/67	Cleveland	Dallas, 21-14	81,039
12/24/67*	Dallas	Dallas, 52-14	70,786
9/22/68	Dallas	Dallas, 28-7	68,733
12/21/68*	Cleveland	Cleveland, 20-31	81,497
11/2/69	Cleveland	Cleveland, 10-42	84,850
12/28/69*	Dallas	Cleveland, 14-38	69,321
12/12/70	Cleveland	Dallas, 6-2	75,458
12/7/74	Dallas	Dallas, 41-17	48,754
9/24/79	Cleveland	Cleveland, 7-26	80,123
11/25/82	Dallas	Dallas, 31-14	46,267
9/22/85	Dallas	Dallas, 20-7	61,456
12/4/88	Cleveland	Cleveland, 21-24	77,683
9/1/91	Cleveland	Dallas, 26-14	78,860
12/10/94	Dallas	Cleveland, 14-19	64,826
9/19/04	Dallas	Dallas, 19-12	63,119
9/7/08	Cleveland	Dallas, 28-10	73,012
11/18/12	Dallas	Dallas, 23-20 (OT)	81,963
2016	Cleveland	Nov. 6	

*Eastern Conference Championship Game

Denver Broncos

(Denver Leads Series, 7-5)

Regular Season: 4-7 Postseason: 1-0

Date	Site	Winner-Score	Att.
12/2/73	Denver	Dallas, 22-10	51,706
12/18/77	Dallas	Dallas, 14-6	63,752

1/15/78*	New Orleans	Dallas, 27-10	76,400
9/14/80	Denver	Denver, 20-41	74,919
10/5/86	Denver	Denver, 14-29	76,082
12/6/92	Denver	Dallas, 31-27	74,946
9/10/95	Dallas	Dallas, 31-21	64,578
9/13/98	Denver	Denver, 23-42	75,013
11/22/01	Dallas	Denver, 24-26	64,104
11/24/05	Dallas	Denver, 21-24 (OT)	63,273
10/4/09	Denver	Denver, 10-17	76,440
10/6/13	Dallas	Denver, 48-51	92,758

*Super Bowl XII, Jan. 15, 1978

Detroit Lions

(Dallas Leads Series, 14-12)
Regular Season: 12-11 Postseason: 2-1

Date	Site	Winner-Score	Att.
12/11/60	Detroit	Detroit, 14-23	43,272
10/13/63	Dallas	Dallas, 17-14	27,262
9/15/68	Dallas	Dallas, 59-13	61,382
12/26/70**	Dallas	Dallas, 5-0	73,167
10/30/72	Dallas	Dallas, 28-24	65,378
10/6/75	Detroit	Dallas, 36-10	79,784
10/30/77	Dallas	Dallas, 37-0	63,160
11/15/81	Detroit	Detroit, 24-27	79,694
9/15/85	Detroit	Detroit, 21-26	72,985
9/14/86	Detroit	Dallas, 31-7	73,812
11/8/87	Detroit	Detroit, 17-27	45,325
10/27/91	Detroit	Detroit, 10-34	74,906
1/5/92**	Detroit	Detroit, 6-38	78,290
11/8/92	Detroit	Dallas, 37-3	74,816
9/19/94	Dallas	Detroit, 17-20 (OT)	64,102
1/6/02	Detroit	Detroit, 10-15	77,512
11/3/02	Detroit	Detroit, 7-9	61,789
10/19/03	Detroit	Dallas, 38-7	61,160
10/31/04	Dallas	Dallas, 31-21	63,616
11/20/05	Dallas	Dallas, 20-7	62,670
12/31/06	Dallas	Detroit, 31-39	63,008
12/9/07	Detroit	Dallas, 28-27	62,759
11/21/10	Dallas	Dallas, 35-19	81,261
10/2/11	Dallas	Detroit, 30-34	78,122
10/27/13	Detroit	Detroit, 30-31	64,379
1/4/15*	Dallas	Dallas, 24-20	91,410
2016	Dallas	Dec. 26	

* NFC Wild Card Playoffs

**NFC Divisional Playoffs

Green Bay Packers

(Green Bay Leads Series, 17-16)
Regular Season: 12-14 Postseason: 4-3

Date	Site	Winner-Score	Att.
11/13/60	Green Bay	Green Bay, 7-41	32,294
11/29/64	Dallas	Green Bay, 21-45	44,975
10/24/65	Milwaukee	Green Bay, 3-13	48,311
1/1/67*	Dallas	Green Bay, 27-34	75,504
12/31/67*	Green Bay	Green Bay, 17-21	50,861
10/28/68	Dallas	Green Bay, 17-28	74,604
11/26/70	Dallas	Dallas, 16-3	67,182
10/1/72	Milwaukee	Green Bay, 14-16	47,103
10/19/75	Dallas	Green Bay, 17-19	64,934
11/12/78	Milwaukee	Dallas, 42-14	55,256
9/28/80	Milwaukee	Dallas, 28-7	54,776
1/16/83**	Dallas	Dallas, 37-26	63,972
9/23/84	Dallas	Dallas, 20-6	64,222
10/8/89	Green Bay	Green Bay, 13-31	56,656
12/24/89	Dallas	Green Bay, 10-20	41,265
10/6/91	Milwaukee	Dallas, 20-17	53,695
10/3/93	Dallas	Dallas, 36-14	63,568
1/16/94\$	Dallas	Dallas, 27-17	64,790
11/24/94	Dallas	Dallas, 42-31	64,597
1/8/95\$	Dallas	Dallas, 35-9	64,745
10/8/95	Dallas	Dallas, 34-24	64,806
1/14/96#	Dallas	Dallas, 38-27	65,135
11/18/96	Dallas	Dallas, 21-6	65,032
11/23/97	Green Bay	Green Bay, 17-45	60,111
11/14/99	Dallas	Dallas, 27-13	64,634

10/24/04	Green Bay	Green Bay, 20-41	70,679
11/29/07	Dallas	Dallas, 37-27	64,167
9/21/08	Green Bay	Dallas, 27-16	71,113
11/15/09	Green Bay	Green Bay, 7-17	70,894
11/7/10	Green Bay	Green Bay, 7-45	70,913
12/25/13	Dallas	Green Bay, 37-36	91,054
1/11/15\$	Green Bay	Green Bay, 21-26	79,704
12/13/15	Green Bay	Green Bay, 7-28	78,369
2016	Green Bay	Oct. 16	

\$NFC Divisional Playoffs

#NFC Championship Game

*NFL Championship Game

**Super Bowl Tournament

Houston Texans

(Dallas Leads Series, 3-1)
Regular Season: 3-1

Date	Site	Winner-Score	Att.
9/8/02	Houston	Houston, 10-19	69,604
10/15/06	Dallas	Dallas, 34-6	63,186
9/26/10	Houston	Dallas, 27-13	71,456
10/5/14	Dallas	Dallas 20-17 (OT)	91,159

Indianapolis Colts

(Dallas Leads Series, 10-6)
Regular Season: 10-5 Postseason: 0-1

Date	Site	Winner-Score	Att.
10/30/60	Dallas	Baltimore, 7-45	25,500
12/3/67	Baltimore	Baltimore, 17-23	60,238
12/13/69	Dallas	Dallas, 27-10	63,191
1/17/71*	Miami	Baltimore, 13-16	80,055
10/15/72	Baltimore	Dallas, 21-0	58,992
9/26/76	Dallas	Dallas, 30-27	64,237
9/4/78	Dallas	Dallas, 38-0	64,224
12/6/81	Baltimore	Dallas, 37-13	54,871
10/28/84	Dallas	Dallas, 22-3	58,724
10/10/93	Indianapolis	Dallas, 27-3	60,453
9/15/96	Dallas	Indianapolis, 24-25	63,021
10/31/99	Indianapolis	Indianapolis, 24-34	56,860
11/17/02	Indianapolis	Indianapolis, 3-20	57,057
11/19/06	Dallas	Dallas, 21-14	63,207
12/5/10	Indianapolis	Dallas, 38-35 (OT)	67,471
12/21/14	Dallas	Dallas, 42-7	91,899

*Super Bowl V, Jan. 17, 1971

Jacksonville Jaguars

(Series Tied, 3-3)
Regular Season: 3-3

Date	Site	Winner-Score	Att.
10/19/97	Dallas	Dallas, 26-22	64,464
10/29/00	Dallas	Jacksonville, 17-23 (OT)	63,554
11/24/02	Dallas	Dallas, 21-19	62,204
9/10/06	Jacksonville	Jacksonville, 17-24	67,164
10/31/10	Dallas	Jacksonville, 17-35	81,395
11/9/14	Jack. (Lon.)	Dallas, 31-17	83,603

Kansas City Chiefs

(Dallas Leads Series, 6-4)
Regular Season: 6-4

Date	Site	Winner-Score	Att.
10/25/70	Kansas City	Dallas, 27-16	51,158
11/10/75	Dallas	Kansas City, 31-34	63,539
11/20/83	Dallas	Dallas, 41-21	64,103
10/22/89	Kansas City	Kansas City, 28-36	76,841
10/18/92	Dallas	Dallas, 17-10	64,115
11/23/95	Dallas	Dallas, 24-12	64,901
12/13/98	Kansas City	Kansas City, 17-20	77,697
12/11/05	Dallas	Dallas, 31-28	63,432
10/11/09	Kansas City	Dallas, 26-20 (OT)	71,214
9/15/13	Kansas City	Kansas City 16-17	76,952

Los Angeles Rams
(Dallas Leads Series 17-15)

Regular Season: 13-11 Postseason: 4-4

Date	Site	Winner-Score	Att.
11/6/60	Dallas	Los Angeles, 13-38	16,000
9/30/62	Los Angeles	Dallas, 27-17	26,907
10/1/67	Dallas	Los Angeles, 13-35	75,229
11/23/69	Los Angeles	Los Angeles, 23-24	79,105
11/25/71	Dallas	Dallas, 28-21	66,595
10/14/73	Los Angeles	Los Angeles, 31-37	81,428
12/23/73*	Dallas	Dallas, 27-16	64,291
9/21/75	Dallas	Dallas, 18-7	49,091
1/4/76**	Los Angeles	Dallas, 37-7	84,483
12/19/76*	Dallas	Los Angeles, 12-14	62,436
9/7/78	Los Angeles	Los Angeles, 14-27	65,749
1/17/79**	Los Angeles	Dallas, 28-0	67,470
10/14/79	Dallas	Dallas, 30-6	64,462
12/30/79*	Dallas	Los Angeles, 19-21	64,792
12/15/80	Los Angeles	Los Angeles, 14-38	62,548
12/28/80\$	Dallas	Dallas, 34-13	64,533
10/18/81	Dallas	Dallas, 29-17	64,649
12/26/83\$	Dallas	Los Angeles, 17-24	43,521
9/3/84	Los Angeles	Dallas, 20-13	65,403
1/4/86*	Los Angeles	Los Angeles, 0-20	66,351
12/7/86	Los Angeles	Los Angeles, 10-29	64,949
12/21/87	Los Angeles	Dallas, 29-21	60,700
12/3/89	Dallas	Los Angeles, 31-35	46,100
11/18/90	Los Angeles	Dallas, 24-21	58,589
11/15/92	Dallas	Los Angeles, 23-27	63,690
9/29/02	St. Louis	Dallas, 13-10	66,165
1/1/06	Dallas	St. Louis, 10-20	63,131
9/30/07	Dallas	Dallas, 35-7	62,861
10/19/08	St. Louis	St. Louis, 14-34	62,035
10/23/11	Dallas	Dallas, 34-7	81,501
9/22/13	Dallas	Dallas, 31-7	80,848
9/21/14	St. Louis	Dallas, 34-31	58,739

*NFC Wild Card Game

**NFC Division Playoff Game

***NFC Championship Game

Miami Dolphins

(The Series is Tied, 7-7)

Regular Season: 6-7 Postseason: 1-0

Date	Site	Winner-Score	Att.
1/16/72*	New Orleans	Dallas, 24-3	81,035
11/22/73	Dallas	Miami, 7-14	64,100
11/5/78	Miami	Miami, 16-23	69,414
10/25/81	Dallas	Dallas, 28-27	64,221
12/17/84	Miami	Miami, 21-28	74,139
11/22/87	Dallas	Miami, 14-20	56,519
11/19/89	Dallas	Miami, 14-17	56,044
11/25/93	Dallas	Miami, 14-16	60,198
10/27/96	Miami	Dallas, 29-10	75,283
11/25/99	Dallas	Dallas, 20-0	64,328
11/27/03	Dallas	Miami, 21-40	64,101
9/16/07	Miami	Dallas, 37-20	71,615
11/24/11	Dallas	Dallas, 20-19	87,418
11/22/15	Miami	Dallas, 24-14	65,115

*Super Bowl VI, Jan. 16, 1972

Minnesota Vikings

(Dallas Leads Series, 15-14)

Regular Season: 11-11 Postseason: 4-3

Date	Site	Winner-Score	Att.
9/24/61	Dallas	Dallas, 21-7	20,500
10/8/61	Minnesota	Dallas, 28-0	33,070
9/25/66	Dallas	Dallas, 28-17	64,116
10/20/68	Dallas	Dallas, 20-7	47,644
10/18/70	Minnesota	Minnesota, 13-54	47,900
12/25/71*	Minnesota	Dallas, 20-12	49,100
12/30/73**	Dallas	Minnesota, 10-27	64,524
10/6/74	Dallas	Minnesota, 21-23	57,847
12/28/75*	Minnesota	Dallas, 17-14	48,341
9/18/77	Minnesota	Dallas, 16-10 (OT)	47,678

1/17/88**	Dallas	Dallas, 23-6	61,968
10/26/78	Dallas	Minnesota, 10-21	61,848
10/7/79	Minnesota	Dallas, 36-20	47,572
1/3/83	Minnesota	Minnesota, 27-31	60,007
10/2/83	Minnesota	Dallas, 37-24	60,774
11/26/87	Dallas	Minnesota, 38-44 (OT)	54,229
11/13/88	Dallas	Minnesota, 3-43	57,830
12/12/93	Minnesota	Dallas, 37-20	63,321
9/17/95	Minnesota	Dallas, 23-17 (OT)	60,088
12/28/96\$	Dallas	Dallas, 40-15	64,682
11/26/98	Dallas	Minnesota, 36-46	64,366
11/8/99	Minnesota	Minnesota, 17-27	64,111
1/9/00\$	Minnesota	Minnesota, 10-27	64,056
11/23/00	Dallas	Minnesota, 15-27	63,878
9/12/04	Minnesota	Minnesota, 17-35	64,105
10/21/07	Dallas	Dallas, 24-14	63,432
1/17/10*	Minnesota	Minnesota, 3-34	63,547
10/17/10	Minnesota	Minnesota, 21-24	64,120
11/3/13	Dallas	Dallas 27-23	85,360

2016 Minnesota Dec. 1

*NFC Wild Card Game

**NFC Division Playoff Game

***NFC Championship Game

New England Patriots

(Dallas Leads Series, 7-5)

Regular Season: 7-5

Date	Site	Winner-Score	Att.
10/24/71	Dallas	Dallas, 44-21	65,708
11/16/75	New England	Dallas, 34-31	60,905
12/3/78	Dallas	Dallas, 17-10	63,263
9/21/81	New England	Dallas, 35-21	60,311
11/22/84	Dallas	Dallas, 20-17	55,341
11/15/87	New England	Dallas, 23-17 (OT)	60,567
12/15/96	Dallas	Dallas, 12-6	64,578
12/5/99	New England	New England, 6-13	58,444
11/16/03	New England	New England, 0-12	68,436
10/14/07	Dallas	New England, 27-48	63,984
10/16/11	New England	New England, 16-20	68,756
10/11/15	Dallas	New England, 6-30	93,054

New Orleans Saints

(Dallas Leads Series, 16-12)

Regular Season: 16-12

Date	Site	Winner-Score	Att.
10/15/67	Dallas	Dallas, 14-10	52,562
11/12/67	New Orleans	Dallas, 27-10	83,437
11/3/68	New Orleans	Dallas, 17-3	84,728
9/28/69	New Orleans	Dallas, 21-17	79,567
11/9/69	Dallas	Dallas, 33-17	68,282
10/17/71	New Orleans	New Orleans, 14-24	83,088
9/24/73	Dallas	Dallas, 40-3	53,972
9/19/76	New Orleans	Dallas, 24-6	61,413
11/19/78	Dallas	Dallas, 27-7	57,920
9/12/82	Dallas	Dallas, 21-7	64,506
9/25/83	Dallas	Dallas, 21-20	62,136
10/21/84	Dallas	Dallas, 30-27 (OT)	50,966
10/3/88	New Orleans	New Orleans, 17-20	68,474
9/10/89	New Orleans	New Orleans, 0-28	66,977
12/2/90	Dallas	Dallas, 17-13	60,087
12/6/91	Dallas	Dallas, 23-14	64,530
12/19/94	New Orleans	Dallas, 24-16	67,323
12/6/98	New Orleans	New Orleans, 3-22	65,065
12/24/99	New Orleans	New Orleans, 24-31	47,835
12/28/03	New Orleans	New Orleans, 7-13	68,451
12/12/04	Dallas	New Orleans, 13-27	64,056
12/10/06	Dallas	New Orleans, 17-42	63,722
12/19/09	New Orleans	Dallas, 24-17	70,213
11/25/10	Dallas	New Orleans, 27-30	93,985
12/23/12	Dallas	New Orleans, 31-34	92,570
11/10/13	New Orleans	New Orleans, 49-17	73,018
9/28/17	Dallas	Dallas 38-17	91,176
10/4/15	New Orleans	New Orleans 20-26 (OT)	73,009

New York Giants

(Dallas Leads Series, 62-44-2)
Regular Season: 62-43-2 Postseason: 0-1

Date	Site	Winner-Score	Att.
12/4/60	New York	Tie, 31-31	55,033
10/15/61	Dallas	New York, 10-31	41,500
10/29/61	New York	Dallas, 17-16	60,254
11/11/62	Dallas	New York, 10-41	45,668
12/16/62	New York	New York, 31-41	62,694
10/20/63	New York	New York, 21-37	62,889
12/1/63	Dallas	New York, 27-34	29,635
10/11/64	Dallas	Tie, 13-13	33,225
11/8/64	New York	Dallas, 31-21	63,031
9/19/65	Dallas	Dallas, 31-2	59,366
12/19/65	New York	Dallas, 38-20	62,871
9/18/66	Dallas	Dallas, 52-7	60,010
9/24/67	New York	Dallas, 17-7	62,735
9/24/67	Dallas	Dallas, 38-24	66,209
11/10/68	Dallas	New York, 21-27	72,163
12/15/68	New York	Dallas, 28-10	62,617
10/27/69	Dallas	Dallas, 25-3	58,964
9/27/70	Dallas	Dallas, 28-10	57,236
11/8/70	New York	New York, 20-23	62,938
10/11/71	Dallas	Dallas, 20-13	68,378
12/12/71	New York	Dallas, 42-14	62,815
9/24/72	New York	Dallas, 23-14	62,725
12/17/72	Dallas	New York, 3-23	64,602
10/21/73	Dallas	Dallas, 45-28	64,898
11/11/73	N. Haven	Dallas, 23-10	70,128
9/29/74	Dallas	New York, 6-14	46,353
10/27/74	N. Haven	Dallas, 21-7	61,191
10/12/75	New York	Dallas, 13-7	56,511
10/30/75	Dallas	Dallas, 14-3	53,329
10/10/76	New York	Dallas, 24-14	76,042
11/7/76	Dallas	Dallas, 9-3	58,870
9/25/77	Dallas	Dallas, 41-21	64,215
11/6/77	New York	Dallas, 24-10	74,532
9/10/78	New York	Dallas, 34-24	73,265
10/8/78	Dallas	Dallas, 24-3	64,869
11/4/79	New York	Dallas, 16-14	76,490
12/2/79	Dallas	Dallas, 28-7	63,787
10/5/80	Dallas	Dallas, 24-3	59,126

New York Giants, cont.

Date	Site	Winner-Score	Att.
11/9/80	New York	New York, 35-38	68,343
9/27/81	Dallas	Dallas, 18-10	63,499
12/19/81	New York	New York, 10-13 (OT)	73,009
9/18/83	Dallas	Dallas, 28-13	62,347
10/30/83	New York	Dallas, 38-20	76,142
9/9/84	New York	New York, 7-28	75,921
11/4/84	Dallas	New York, 7-19	60,235
10/6/85	New York	Dallas, 30-29	74,981
12/15/85	Dallas	Dallas, 28-21	62,310
9/8/86	Dallas	Dallas, 31-28	59,804
11/2/86	New York	New York, 14-17	74,871
9/20/87	New York	Dallas, 16-14	73,426
11/2/87	Dallas	Dallas, 33-24	55,730
9/18/88	Dallas	New York, 10-12	55,325
11/6/88	New York	New York, 21-29	75,826
10/1/89	Dallas	New York, 13-30	51,785
12/16/89	New York	New York, 0-15	72,141
9/16/90	Dallas	New York, 7-28	61,090
9/30/90	New York	New York, 17-31	75,923
9/29/91	Dallas	Dallas, 21-16	64,010
11/17/91	New York	New York, 9-22	76,410
9/13/92	New York	Dallas, 34-28	76,430
11/26/92	Dallas	Dallas, 30-3	62,416
11/7/93	Dallas	Dallas, 31-9	64,735
1/2/94	New York	Dallas, 16-13 (OT)	77,356
11/7/94	Dallas	Dallas, 38-10	64,836
12/24/94	New York	New York, 10-15	66,943
9/4/95	New York	Dallas, 35-0	77,454
12/17/95	Dallas	Dallas, 21-20	64,400
9/8/96	Dallas	Dallas, 27-0	63,069
11/24/96	New York	New York, 6-20	77,081
10/5/97	New York	New York, 17-20	77,137

12/21/97	Dallas	New York, 7-20	63,746
9/21/98	New York	Dallas, 31-7	78,039
11/8/98	Dallas	Dallas, 16-6	64,316
10/18/99	New York	New York, 10-13	78,204
1/2/00	Dallas	Dallas, 26-18	63,767
10/15/00	New York	New York, 14-19	78,189
12/17/00	Dallas	New York, 13-17	61,311
11/4/01	New York	New York, 24-27 (OT)	78,673
12/9/01	Dallas	Dallas, 20-13	61,821
10/6/02	Dallas	New York, 17-21	63,447
12/15/02	New York	New York, 7-37	78,698
9/15/03	New York	Dallas, 35-32 (OT)	78,907
12/21/03	Dallas	Dallas, 19-3	64,118
10/10/04	Dallas	New York, 10-26	64,018
1/2/05	New York	New York, 24-28	78,500
10/16/05	Dallas	Dallas, 16-13 (OT)	62,278
12/4/05	New York	New York, 10-17	78,645
10/23/06	Dallas	New York, 22-36	63,512
12/3/06	New York	Dallas, 23-20	78,666
9/9/07	Dallas	Dallas, 45-35	63,031
11/11/07	New York	Dallas, 31-20	78,964
1/13/08*	Dallas	New York, 17-21	63,660
11/2/08	New York	New York, 14-35	78,826
12/14/08	Dallas	Dallas, 20-8	63,776
9/20/09	Dallas	New York, 31-33	105,121
12/16/09	New York	New York, 24-31	79,244
10/25/10	Dallas	New York, 35-41	91,375
11/14/10	New York	Dallas, 33-20	80,851
12/11/11	Dallas	New York, 34-37	92,952
1/1/12	New York	New York, 14-31	81,077
9/5/12	New York	Dallas, 27-14	82,287
10/28/12	Dallas	New York, 24-29	94,067
9/8/13	Dallas	Dallas, 31-6	85,348
11/24/13	New York	Dallas, 24-21	80,499
10/19/14	Dallas	Dallas, 31-21	91,028
11/23/14	New York	Dallas, 31-28	80,520
9/13/15	Dallas	Dallas, 27-26	93,579
10/25/15	New York	New York, 20-27	80,319
2016	Dallas	Sept. 11	
2016	New York	Dec. 11	

*NFC Divisional Playoffs

New York Jets

(Dallas Leads Series, 7-4)
Regular Season: 7-4

Date	Site	Winner-Score	Att.
12/4/71	Dallas	Dallas, 52-10	66,689
12/21/75	New York	Dallas, 31-21	37,279
12/17/78	New York	Dallas, 30-7	52,532
10/4/87	New York	Dallas, 38-24	12,370
11/4/90	New York	New York, 9-24	68,086
12/18/93	New York	Dallas, 28-7	73,233
12/19/99	Dallas	New York, 21-22	64,271
9/28/03	New York	Dallas, 17-6	77,863
11/22/07	Dallas	Dallas, 34-3	63,315
9/11/11	New York	New York, 24-27	78,702
12/19/15	Dallas	New York, 16-19	90,345

Oakland Raiders

(Oakland Leads Series, 6-5)
Regular Season: 5-6

Date	Site	Winner-Score	Att.
12/14/74	Oakland	Oakland, 23-27	45,850
12/7/80	Oakland	Dallas, 19-13	53,194
10/23/83	Dallas	Los Angeles, 38-40	64,991
11/9/86	Dallas	Los Angeles, 13-17	61,706
10/25/92	Los Angeles	Dallas, 28-13	91,505
11/19/95	Oakland	Dallas, 34-21	54,092
9/27/98	Dallas	Oakland, 12-13	63,544
10/7/01	Oakland	Oakland, 21-28	61,535
10/2/05	Oakland	Oakland, 13-19	62,400
11/26/09	Dallas	Dallas, 24-7	83,489
11/28/13	Dallas	Dallas, 31-24	87,572

Philadelphia Eagles

(Dallas Leads Series, 64-50)

Regular Season: 61-48 Postseason: 3-1

Date	Site	Winner-Score	Att.
9/30/60	Dallas	Philadelphia, 25-27	18,500
10/22/61	Dallas	Philadelphia, 7-43	25,000
11/26/61	Philadelphia	Philadelphia, 13-35	60,127
10/14/62	Dallas	Dallas, 41-19	18,645
11/25/62	Philadelphia	Philadelphia, 14-28	58,070
10/6/63	Philadelphia	Philadelphia, 21-24	60,671
11/17/63	Dallas	Dallas, 27-20	23,694
11/15/64	Dallas	Philadelphia, 14-17	55,972
12/6/64	Philadelphia	Philadelphia, 14-24	60,671
10/10/65	Dallas	Philadelphia, 24-35	56,249
12/5/65	Philadelphia	Dallas, 21-19	54,714
10/9/66	Dallas	Dallas, 56-7	69,372
11/6/66	Philadelphia	Philadelphia, 23-24	60,658
10/29/67	Philadelphia	Philadelphia, 14-21	60,740
12/10/67	Dallas	Dallas, 38-17	55,834
9/29/68	Philadelphia	Dallas, 45-13	60,858
10/13/68	Dallas	Dallas, 34-14	72,083
5/10/69	Philadelphia	Dallas, 38-7	60,658
10/19/69	Dallas	Dallas, 49-14	71,509
9/20/70	Philadelphia	Dallas, 17-7	59,728
11/1/70	Dallas	Dallas, 21-17	55,736
9/26/71	Philadelphia	Dallas, 42-7	65,358
11/14/71	Dallas	Dallas, 20-7	60,178
9/17/72	Dallas	Dallas, 28-6	55,850
11/19/72	Philadelphia	Dallas, 28-7	65,720
10/28/73	Philadelphia	Philadelphia, 16-30	65,954
11/18/73	Dallas	Dallas, 31-10	61,985
9/23/74	Philadelphia	Philadelphia, 10-13	64,088
10/20/74	Dallas	Dallas, 31-24	43,586
10/26/75	Philadelphia	Dallas, 20-17	64,889
11/23/75	Dallas	Dallas, 27-17	57,893
9/12/76	Dallas	Dallas, 27-7	54,052
12/5/76	Philadelphia	Dallas, 26-7	55,072
10/23/77	Philadelphia	Dallas, 16-10	65,507
12/4/77	Dallas	Dallas, 24-14	60,289
10/22/78	Dallas	Dallas, 14-7	60,525
12/10/78	Philadelphia	Dallas, 31-13	64,667
11/12/79	Dallas	Philadelphia, 21-31	62,417
12/8/79	Philadelphia	Dallas, 24-17	71,434
10/19/80	Philadelphia	Philadelphia, 10-17	70,696
12/21/80	Dallas	Dallas, 35-27	62,548
1/11/81**	Philadelphia	Philadelphia, 7-20	70,696
11/1/81	Philadelphia	Dallas, 17-14	72,111
12/13/81	Dallas	Dallas, 21-10	64,955
12/26/82	Dallas	Philadelphia, 20-24	46,199
10/6/83	Dallas	Dallas, 37-7	63,070
11/6/83	Philadelphia	Dallas, 27-20	71,236
9/16/84	Dallas	Dallas, 23-17	64,521
12/2/84	Philadelphia	Dallas, 26-10	66,322
10/20/85	Philadelphia	Philadelphia, 14-16	70,114
11/24/85	Dallas	Dallas, 35-17	54,047
10/19/86	Philadelphia	Dallas, 17-14	68,572
12/14/86	Dallas	Philadelphia, 21-23	46,117
10/11/87	Dallas	Dallas, 41-22	40,622
10/25/87	Philadelphia	Philadelphia, 20-37	61,630
10/23/88	Philadelphia	Philadelphia, 23-24	66,309
12/18/88	Dallas	Philadelphia, 7-23	46,131
11/23/89	Dallas	Philadelphia, 0-27	54,444
12/10/89	Philadelphia	Philadelphia, 10-20	59,842
10/28/90	Dallas	Philadelphia, 20-21	62,605
12/23/90	Philadelphia	Philadelphia, 3-17	63,895
9/15/91	Dallas	Philadelphia, 0-24	62,656
12/15/91	Philadelphia	Dallas, 25-13	65,854
10/5/92	Philadelphia	Philadelphia, 7-31	66,572
11/1/92	Dallas	Dallas, 20-10	65,012
10/19/93	Dallas	Dallas, 34-10	63,721
10/31/93	Philadelphia	Dallas, 23-10	61,912
12/6/93	Dallas	Dallas, 23-17	64,521
10/16/94	Dallas	Dallas, 24-13	64,703
12/4/94	Philadelphia	Dallas, 31-19	65,947
11/6/95	Dallas	Dallas, 34-12	64,876
12/10/95	Philadelphia	Philadelphia, 17-20	66,198
11/7/96*	Dallas	Dallas, 30-11	64,371
9/30/96	Philadelphia	Dallas, 23-19	67,201
11/3/96	Philadelphia	Philadelphia, 21-31	64,952
9/15/97	Dallas	Dallas, 21-20	63,942
10/26/97	Philadelphia	Philadelphia, 12-13	67,106

11/2/98	Philadelphia	Dallas, 34-0	67,002
12/20/98	Dallas	Dallas, 13-9	62,722
10/10/99	Philadelphia	Philadelphia, 10-13	66,669
12/12/99	Dallas	Dallas, 20-10	64,086
9/3/00	Dallas	Philadelphia, 14-41	62,872
11/5/00	Philadelphia	Philadelphia, 13-16 (OT)	65,636
9/30/01	Philadelphia	Philadelphia, 18-40	66,621
11/18/01	Dallas	Philadelphia, 3-36	63,204
9/22/02	Philadelphia	Philadelphia, 13-44	65,537
12/21/02	Dallas	Philadelphia, 3-27	63,209
10/12/03	Dallas	Dallas, 23-21	63,648
12/7/03	Philadelphia	Philadelphia, 10-36	69,773
11/15/04	Philadelphia	Philadelphia, 21-49	64,190
12/19/04	Philadelphia	Philadelphia, 7-12	67,723
10/9/05	Dallas	Dallas, 33-10	63,199
11/14/05	Philadelphia	Dallas, 21-20	67,739
10/8/06	Philadelphia	Philadelphia, 24-38	69,268
12/25/06	Dallas	Philadelphia, 7-23	62,839
11/4/07	Philadelphia	Dallas, 38-17	67,688
12/16/07	Dallas	Philadelphia, 6-10	63,777
9/15/08	Dallas	Dallas, 41-37	63,472
12/28/08	Philadelphia	Philadelphia, 6-44	69,144
11/8/09	Philadelphia	Dallas, 20-16	69,144
1/3/10	Dallas	Dallas, 24-0	100,621
1/9/10S	Dallas	Dallas, 34-14	92,951
12/12/10	Dallas	Philadelphia, 27-30	85,673
1/2/11	Philadelphia	Dallas, 14-13	69,144
10/30/11	Philadelphia	Philadelphia, 7-34	69,144
12/24/11	Dallas	Philadelphia, 7-20	84,432
11/11/12	Philadelphia	Dallas, 38-23	69,144
12/2/12	Dallas	Dallas, 38-33	81,851
10/20/13	Philadelphia	Dallas, 17-3	69,144
12/29/13	Dallas	Philadelphia, 24-22	91,166
11/27/14	Dallas	Philadelphia, 10-33	91,379
12/14/14	Philadelphia	Dallas, 38-27	69,596
9/20/15	Philadelphia	Dallas, 20-10	69,296
11/8/15	Dallas	Philadelphia, 33-27 (OT)	91,827
2016	Dallas	Oct. 30	
2016	Philadelphia	Jan. 1, 2017	
\$NFC Wild Card Game			
*NFC Divisional Playoffs			
**NFC Championship Game			

Pittsburgh Steelers

(Dallas Leads Series, 16-15)

Regular Season: 15-13 Postseason: 1-2

Date	Site	Winner-Score	Att.
9/24/60	Dallas	Pittsburgh, 28-35	30,000
9/17/61	Dallas	Dallas, 27-24	23,500
11/12/61	Pittsburgh	Pittsburgh, 7-37	17,519
9/23/62	Dallas	Pittsburgh, 28-30	19,478
10/21/62	Pittsburgh	Dallas, 42-27	23,106
10/27/63	Pittsburgh	Pittsburgh, 21-27	19,047
12/8/63	Dallas	Pittsburgh, 19-24	24,136
9/27/64	Pittsburgh	Pittsburgh, 17-23	35,594
12/13/64	Dallas	Dallas, 17-14	35,271
10/31/65	Pittsburgh	Pittsburgh, 13-22	37,804
11/14/65	Dallas	Dallas, 24-17	57,293
10/30/66	Dallas	Dallas, 52-21	58,453
11/20/66	Pittsburgh	Dallas, 20-7	42,185
10/22/67	Pittsburgh	Dallas, 24-21	39,641
12/8/68	Dallas	Dallas, 28-7	55,099
12/7/69	Pittsburgh	Dallas, 10-7	24,990
10/8/72	Dallas	Dallas, 17-13	65,682
1/18/76*	Miami	Pittsburgh, 17-21	80,187
11/20/77	Pittsburgh	Pittsburgh, 13-28	49,761
1/21/79**	Miami	Pittsburgh, 31-35	78,656
10/28/79	Pittsburgh	Pittsburgh, 3-14	50,199
9/13/82	Dallas	Pittsburgh, 28-36	63,431
10/13/85	Dallas	Dallas, 27-13	62,932
9/4/88	Pittsburgh	Pittsburgh, 21-24	56,813
11/28/91	Dallas	Dallas, 20-10	62,253
9/4/94	Pittsburgh	Dallas, 26-9	60,156
1/28/96S	Arizona	Dallas, 27-17	76,347
8/31/97	Pittsburgh	Dallas, 37-7	60,396
10/17/04	Dallas	Pittsburgh, 20-24	64,162
12/7/08	Pittsburgh	Pittsburgh, 13-20	60,594
12/16/12	Dallas	Dallas, 27-24 (OT)	95,595
2016	Pittsburgh	Nov. 13	
*Super Bowl X, Jan. 18, 1976			
**Super Bowl XIII, Jan. 21, 1979			
\$Super Bowl XXX, Jan. 28, 1996			

San Diego Chargers

(Dallas Leads Series, 6-4)

Regular Season: 6-4

Date	Site	Winner-Score	Att.
11/5/72	San Diego	Dallas, 34-28	54,476
10/26/80	Dallas	Dallas, 42-31	60,639
11/13/83	San Diego	San Diego, 23-24	46,192
11/16/86	San Diego	Dallas, 24-21	55,622
9/9/90	Dallas	Dallas, 17-14	48,063
10/15/95	San Diego	Dallas, 23-9	62,664
9/23/01	Dallas	San Diego, 21-32	63,430
9/11/05	San Diego	Dallas, 28-24	67,679
12/13/09	Dallas	San Diego, 17-20	90,552
9/29/13	San Diego	San Diego, 21-30	68,601

San Francisco 49ers

(San Francisco Leads Series, 17-16-1)

Regular Season: 12-14-1 Postseason: 5-2

Date	Site	Winner-Score	Att.
11/20/60	Dallas	San Francisco, 14-26	10,000
11/10/63	San Francisco	San Francisco, 24-31	29,563
11/7/65	Dallas	Dallas, 39-31	33,677
12/16/67	San Francisco	San Francisco, 16-24	27,182
11/27/69	Dallas	Tie, 24-24	62,348
1/3/71**	San Francisco	Dallas, 17-10	59,625
1/2/72**	Dallas	Dallas, 14-3	66,311
11/23/72	Dallas	San Francisco, 10-31	65,124
12/23/72*	San Francisco	Dallas, 30-28	61,214
11/10/74	Dallas	Dallas, 20-14	50,018
12/12/77	San Francisco	Dallas, 42-35	55,848
9/9/79	San Francisco	Dallas, 21-13	56,728
10/12/80	Dallas	Dallas, 59-14	63,399
10/11/81	San Francisco	San Francisco, 14-45	57,574
1/10/82**	San Francisco	San Francisco, 27-28	60,525
12/19/83	San Francisco	San Francisco, 17-42	59,957
12/22/85	San Francisco	San Francisco, 16-31	60,114
10/15/89	Dallas	San Francisco, 14-31	61,077
11/11/90	Dallas	San Francisco, 6-24	62,966
1/17/93**	San Francisco	Dallas, 30-20	64,920
10/17/93	Dallas	Dallas, 26-17	65,099
1/23/94**	Dallas	Dallas, 38-21	64,902
11/13/94	San Francisco	San Francisco, 14-21	69,014
1/15/95**	San Francisco	San Francisco, 28-38	69,125
11/12/95	Dallas	San Francisco, 20-38	65,180
11/10/96	San Francisco	Dallas, 20-17 (OT)	68,919
11/2/97	San Francisco	San Francisco, 10-17	68,657
9/24/00	Dallas	San Francisco, 24-41	64,127
12/30/01	Dallas	Dallas, 27-21	64,366
12/8/02	Dallas	San Francisco, 27-31	64,097
9/25/05	San Francisco	Dallas, 34-31	68,247
11/23/08	Dallas	Dallas, 35-22	63,272
9/18/11	San Francisco	Dallas, 27, 24 (OT)	69,732
9/7/14	Dallas	San Francisco, 17-28	91,174

2016 San Francisco Oct. 2

*NFC Divisional Playoff Game

**NFC Championship Game

Seattle Seahawks

(Dallas Leads Series, 10-7)

Regular Season: 10-6 Postseason: 0-1

Date	Site	Winner-Score	Att.
10/3/76	Seattle	Dallas, 28-13	62,027
11/27/80	Dallas	Dallas, 51-7	57,540
12/4/83	Seattle	Dallas, 35-10	63,352
11/27/86	Dallas	Seattle, 14-31	58,023
10/11/92	Dallas	Dallas, 27-0	62,311
11/22/98	Dallas	Dallas, 30-22	64,142
12/16/01	Seattle	Seattle, 3-29	63,366
10/27/02	Dallas	Seattle, 14-17	63,854
12/6/04	Seattle	Dallas, 43-39	68,093
10/23/05	Seattle	Seattle, 10-13	67,046
1/6/07*	Seattle	Seattle, 20-21	68,058
11/27/08	Dallas	Dallas, 34-9	63,253

11/1/09	Dallas	Dallas, 38-17	80,886
11/6/11	Dallas	Dallas, 23-13	81,501
9/16/12	Seattle	Seattle, 27-20	98,008
10/12/14	Seattle	Dallas, 30-23	68,432
11/1/15	Dallas	Seattle, 12-13	91,486

*NFC Wild Card Playoffs

Tampa Bay Buccaneers

(Dallas Leads Series, 13-4)

Regular Season: 11-4 Postseason: 2-0

Date	Site	Winner-Score	Att.
10/2/77	Dallas	Dallas, 23-7	55,316
9/21/80	Dallas	Dallas, 28-17	62,750
1/2/82*	Dallas	Dallas, 38-0	64,848
11/21/82	Dallas	Dallas, 14-9	49,578
1/9/83**	Dallas	Dallas, 30-17	65,042
10/9/83	Dallas	Dallas, 27-24 (OT)	63,308
10/7/90	Dallas	Dallas, 14-10	60,076
10/21/90	Tampa	Dallas, 17-13	68,315
12/3/00	Tampa	Tampa Bay, 7-27	65,621
9/9/01	Dallas	Tampa Bay, 6-10	61,521
10/26/03	Tampa	Tampa Bay, 0-16	65,602
11/23/06	Dallas	Dallas, 38-10	63,183
10/26/08	Dallas	Dallas, 13-9	63,254
9/13/09	Tampa	Dallas, 34-21	63,806
12/17/11	Tampa	Dallas, 31-15	55,162
9/23/12	Dallas	Dallas, 16-10	81,984
11/15/15	Tampa	Tampa Bay, 6-10	64,133
2016	Dallas	Dec. 18	

*NFC Divisional Playoff

**Super Bowl Tournament

Tennessee Titans

(Dallas Leads Series, 8-6)

Regular Season: 8-6

Date	Site	Winner-Score	Att.
12/20/70	Dallas	Dallas, 52-10	50,504
11/24/74	Houston	Dallas, 10-0	49,775
11/22/79	Dallas	Houston, 24-30	63,897
12/13/82	Houston	Dallas, 37-7	51,808
9/29/85	Houston	Dallas, 17-10	49,686
11/24/88	Dallas	Houston, 17-25	50,845
11/10/91	Houston	Houston, 23-26 (OT)	63,001
9/11/94	Dallas	Dallas, 20-17	64,402
11/27/97	Dallas	Tennessee, 14-27	63,421
12/25/00	Tennessee	Tennessee, 0-31	68,498
9/15/02	Dallas	Dallas, 21-13	62,527
10/1/06	Tennessee	Dallas, 45-14	69,143
10/10/10	Dallas	Tennessee, 27-34	90,616
9/14/14	Tennessee	Dallas, 26-10	69,143

Washington Redskins

(Dallas Leads Series, 66-44-2)

Regular Season: 66-42-2 Postseason: 0-2

Date	Site	Winner-Score	Att.
10/9/60	Washington	Washington, 14-26	21,142
11/19/61	Dallas	Tie, 28-28	17,500
12/17/61	Washington	Washington, 24-34	21,451
9/16/62	Dallas	Tie, 35-35	15,730
11/4/62	Washington	Dallas, 38-10	49,888
9/29/63	Washington	Washington, 17-21	40,101
11/3/63	Dallas	Dallas, 35-20	18,838
9/20/64	Dallas	Dallas, 24-18	25,158
11/22/64	Washington	Washington, 16-28	49,219
9/26/65	Dallas	Dallas, 27-7	61,577
11/28/65	Washington	Washington, 31-34	50,205
11/13/66	Washington	Dallas, 31-30	50,927
12/11/66	Dallas	Washington, 31-34	64,198
10/8/67	Washington	Dallas, 17-14	50,566
11/19/67	Dallas	Washington, 20-27	75,538
11/17/68	Washington	Dallas, 29-20	66,076
11/28/68	Dallas	Dallas, 44-24	50,816

11/16/69	Washington	Dallas, 41-28	50,474	9/6/93	Washington	Washington, 16-35	53,345
12/21/69	Dallas	Dallas, 20-10	56,924	12/26/93	Dallas	Dallas, 38-3	64,497
Date	Site	Winner-Score	Att.	10/2/94	Washington	Dallas, 34-7	55,394
11/22/70	Washington	Dallas, 45-21	50,415	11/20/94	Dallas	Dallas, 31-7	64,644
12/6/70	Dallas	Dallas, 34-0	57,936	10/1/95	Washington	Washington, 23-27	55,489
10/3/71	Dallas	Washington, 16-20	72,000	12/3/95	Dallas	Washington, 17-24	64,866
11/21/71	Washington	Dallas, 13-0	53,041	11/28/96	Dallas	Dallas, 21-10	64,955
10/22/72	Washington	Washington, 20-24	53,039	12/22/96	Washington	Washington, 10-37	56,454
12/9/72	Dallas	Dallas, 34-24	65,136	10/13/97	Dallas	Washington, 16-21	76,159
12/31/72*	Washington	Washington, 3-26	53,129	11/16/97	Dallas	Dallas, 17-14	64,559
10/8/73	Washington	Washington, 7-14	54,314	10/4/98	Washington	Dallas, 31-10	72,284
12/9/73	Dallas	Dallas, 27-7	64,458	12/27/98	Dallas	Dallas, 23-7	63,565
11/17/74	Washington	Washington, 21-28	54,395	9/12/99	Washington	Dallas, 41-35 (OT)	79,237
11/28/74	Dallas	Dallas, 24-23	63,243	10/24/99	Dallas	Dallas, 38-20	64,377
11/2/75	Washington	Washington, 24-30 (OT)	55,004	9/18/00	Washington	Dallas, 27-21	84,431
12/13/75	Dallas	Dallas, 31-10	61,091	12/10/00	Dallas	Dallas, 32-13	63,467
10/31/76	Washington	Dallas, 20-7	55,004	10/15/01	Dallas	Dallas, 9-7	63,941
12/12/76	Dallas	Washington, 14-27	59,916	12/2/01	Washington	Dallas, 20-14	85,112
10/16/77	Dallas	Dallas, 34-16	62,115	11/28/02	Dallas	Dallas, 27-20	63,606
11/27/77	Washington	Dallas, 14-7	55,031	12/29/02	Washington	Washington, 14-20	84,142
10/2/78	Washington	Washington, 5-9	55,031	11/2/03	Dallas	Dallas, 21-14	64,002
11/23/78	Dallas	Dallas, 37-10	64,905	12/14/03	Washington	Dallas, 27-0	70,284
11/18/79	Washington	Washington, 20-34	55,031	9/27/04	Washington	Dallas, 21-18	90,367
12/16/79	Dallas	Dallas, 35-34	62,867	12/26/04	Dallas	Dallas, 13-10	63,705
9/8/80	Washington	Dallas, 17-3	55,045	9/19/05	Dallas	Washington, 13-14	65,207
11/23/80	Dallas	Dallas, 14-10	58,809	12/18/05	Washington	Washington, 7-35	90,588
9/6/81	Washington	Dallas, 26-10	55,045	9/17/06	Dallas	Dallas, 27-10	63,153
11/22/81	Dallas	Dallas, 24-10	64,583	11/5/06	Washington	Washington, 19-22	90,250
12/5/82	Washington	Dallas, 24-10	54,633	11/18/07	Dallas	Dallas, 28-23	63,706
1/22/83*	Washington	Washington, 17-31	55,045	12/30/07	Washington	Washington, 6-27	90,910
9/5/83	Washington	Dallas, 31-30	55,045	9/28/08	Dallas	Washington, 24-26	63,462
12/11/83	Dallas	Washington, 10-31	65,074	11/16/08	Washington	Dallas, 14-10	90,830
10/14/84	Washington	Washington, 14-34	55,431	11/22/09	Dallas	Dallas, 7-6	85,277
12/9/84	Dallas	Washington, 28-30	64,286	12/27/09	Washington	Dallas, 17-0	88,221
9/9/85	Dallas	Dallas, 44-14	62,292	9/12/10	Washington	Washington, 7-13	90,670
11/10/85	Washington	Dallas, 13-7	55,750	12/19/10	Dallas	Dallas, 33-30	86,904
10/12/86	Dallas	Dallas, 30-6	63,264	9/26/11	Dallas	Dallas, 18-16	91,017
11/23/86	Washington	Washington, 14-41	55,642	11/20/11	Washington	Dallas, 27-24 (OT)	80,122
10/19/87	Dallas	Washington, 7-13	60,415	11/22/12	Dallas	Washington, 31-38	90,166
12/13/87	Washington	Washington, 20-24	54,882	12/30/12	Washington	Washington, 18-28	82,845
10/9/88	Dallas	Washington, 17-35	63,235	10/13/13	Dallas	Dallas, 31-16	90,239
12/11/88	Washington	Dallas, 24-17	51,526	12/22/13	Washington	Dallas, 24-23	80,411
9/24/89	Dallas	Washington, 7-30	63,200	10/27/14	Dallas	Washington, 17-20 (OT)	87,055
11/5/89	Washington	Dallas, 13-3	53,187	12/28/14	Washington	Dallas, 44-17	80,897
9/23/90	Washington	Washington, 15-19	53,804	12/7/15	Washington	Dallas, 19-16	80,444
11/22/90	Dallas	Dallas, 27-17	60,355	1/3/16	Dallas	Washington, 23-34	90,127
9/9/91	Dallas	Washington, 31-33	63,025	2016	Washington	Sept. 18	
11/24/91	Washington	Dallas, 24-21	55,561	2016	Dallas	Nov. 24	
9/7/92	Dallas	Dallas, 23-10	63,538	*NFC Championship Game			
12/13/92	Washington	Washington, 17-20	56,437				



Cowboys Attendance Records

The Cowboys played in the Cotton Bowl (capacity 72,132 in 1970) from 1960 until Texas Stadium was opened on Oct. 24, 1971 against New England. In 1985 seats were removed from Texas Stadium to make room for 118 Crown Suites. The last game the Cowboys played at Texas Stadium was against the Baltimore Ravens on Sept. 20, 2008. Dallas opened AT&T Stadium on Sept. 20, 2009 against the N.Y. Giants and hosted 105,121 fans - the most to see an NFL game in league history.

TOTAL ATTENDANCE

Year	Home Games (No.)	Avg.	Percent Change	Road Games (No.)	Pre-Season Games (No.)	Post-Season Games (No.)	Grand Total
1960	128,500 (6)	21,417	—	214,820 (6)	120,284 (6)	—	463,604
1961	172,000 (7)	24,571	+33.9%	251,443 (7)	97,584 (5)	—	521,027
1962	152,446 (7)	21,778	-11.4%	278,807 (7)	178,683 (5)	—	609,936
1963	188,727 (7)	26,961	+23.8%	280,062 (7)	214,290 (5)	—	683,079
1964	268,661 (7)	38,380	+42.3%	356,339 (7)	207,751 (5)	—	832,751
1965	388,912 (7)	55,559	+44.8%	366,390 (7)	199,395 (5)	65,569 (1)	1,020,266
1966	473,373 (7)	67,625	+21.7%	408,899 (7)	238,186 (5)	75,504 (1)	1,195,952
1967	460,476 (7)	65,782	-2.7%	402,843 (7)	278,511 (5)	121,647 (2)	1,263,477
1968	470,110 (7)	67,158	+2.1%	401,626 (7)	300,909 (6)	104,458 (2)	1,277,103
1969	443,352 (7)	63,336	-5.7%	434,477 (7)	384,095 (6)	100,472 (2)	1,362,396
1970	411,531 (7)	58,790	-7.2%	398,377 (7)	347,327 (6)	212,847 (3)	1,370,082
1971	466,220 (7)	66,603	+13.3%	416,043 (7)	375,250 (6)	195,716 (3)	1,454,229
1972	446,990 (7)	63,856	-4.1%	391,852 (7)	474,273 (7)	114,343 (2)	1,427,458
1973	433,030 (7)	61,861	-3.1%	423,177 (7)	355,994 (6)	128,815 (2)	1,341,016
1974	373,435 (7)	53,348	-13.8%	378,233 (7)	284,620 (6)	—	1,036,288
1975	402,294 (7)	57,471	+7.7%	404,073 (7)	273,567 (6)	211,095 (3)	1,291,029
1976	412,698 (7)	58,957	+2.6%	414,867 (7)	320,564 (6)	62,436 (1)	1,210,565
1977	432,885 (7)	61,840	+5.0%	398,486 (7)	329,549 (6)	201,288 (3)	1,362,208
1978	498,865 (8)	62,358	+0.9%	484,905 (8)	260,344 (4)	206,464 (3)	1,450,578
1979	508,965 (8)	63,621	+0.2%	488,432 (8)	268,989 (5)	64,792 (1)	1,331,178
1980	477,738 (8)	59,672	-6.2%	492,828 (8)	244,612 (4)	195,251 (3)	1,410,069
1981	511,541 (8)	63,943	+7.2%	502,392 (8)	243,849 (4)	125,373 (2)	1,383,155
1982	269,981 (5)	53,996	-15.6%	217,153 (4)	208,057 (4)	184,059 (3)	879,250
1983	505,793 (8)	63,224	+17.1%	481,230 (8)	217,621 (4)	43,521 (1)	1,248,165
1984	479,733 (8)	59,967	-5.2%	523,951 (8)	203,646 (4)	—	1,207,330
1985	478,958 (8)	59,870	-0.2%	489,913 (8)	193,795 (4)	66,351 (1)	1,229,017
1986	469,806 (8)	58,726	-1.9%	518,627 (8)	299,134 (5)	—	1,287,567
1987	344,406 (7)	49,201	-16.2%	416,141 (8)	199,327 (4)	—	959,874
1988	393,129 (8)	49,141	-0.1%	528,529 (8)	177,080 (4)	—	1,098,738
1989	418,346 (8)	52,293	+6.4%	490,586 (8)	215,219 (4)	—	1,124,151
1990	475,432 (8)	59,429	+13.7%	483,944 (8)	173,716 (4)	—	1,133,092
1991	501,901 (8)	62,738	+5.6%	537,101 (8)	219,022 (4)	140,884 (2)	1,398,908
1992	506,758 (8)	63,345	+1.0%	580,181 (8)	284,898 (5)	227,015 (3)	1,598,852
1993	510,068 (8)	63,759	+0.7%	533,380 (8)	283,409 (5)	202,509 (3)	1,529,366
1994	516,628 (8)	64,579	+1.3%	512,896 (8)	354,574 (5)	133,870 (2)	1,517,968
1995	518,167 (8)	64,771	+0.3%	518,468 (8)	305,545 (5)	205,853 (3)	1,548,033
1996	513,794 (8)	64,224	-0.8%	556,875 (8)	264,937 (5)	137,490 (2)	1,473,096
1997	511,767 (8)	63,971	-0.4%	541,187 (8)	240,871 (4)	—	1,293,825
1998	510,438 (8)	63,805	-0.3%	564,224 (8)	354,816 (5)	62,969 (1)	1,492,447
1999	513,295 (8)	64,162	+0.6%	523,375 (8)	232,646 (5)	64,056 (1)	1,333,372
2000	504,360 (8)	63,045	-1.7%	571,110 (8)	289,340 (5)	—	1,364,810
2001	505,501 (8)	63,187	+0.1%	550,712 (8)	261,647 (5)	—	1,317,860
2002	504,717 (8)	63,089	-0.1%	542,694 (8)	246,211 (4)	—	1,293,622
2003	511,244 (8)	63,903	+1.3%	560,476 (8)	195,073 (4)	73,014 (1)	1,339,787
2004	510,892 (8)	63,861	0.0%	575,112 (8)	225,759 (4)	—	1,311,763
2005	505,258 (8)	63,157	-1.1%	575,780 (8)	193,687 (4)	—	1,274,725
2006	506,308 (8)	63,289	+1.0%	583,201 (8)	203,543 (4)	68,058 (1)	1,361,110
2007	508,278 (8)	63,535	+0.5%	579,470 (8)	254,659 (4)	63,660 (1)	1,542,055
2008	506,944 (8)	63,368	-0.3%	569,943 (8)	257,471 (4)	—	1,468,989
2009	718,055 (8)	89,757	+41.6%	589,176 (8)	243,390 (4)	156,498 (2)	1,707,119
2010	696,377 (8)	87,047	-3.0%	581,596 (8)	301,548 (5)	—	1,579,521
2011	680,685 (8)	85,086	-2.3%	574,875 (8)	251,237 (4)	—	1,506,797
2012	708,273 (8)	88,535	+1.7%	582,079 (8)	252,493 (4)	—	1,542,848
2013	704,345 (8)	88,043	-0.6%	575,233 (8)	278,307 (4)	—	1,557,885
2014	720,558 (8)	90,070	+2.3%	572,488 (8)	268,397 (4)	171,114 (2)	1,732,557
2015	731,672 (8)	91,459	+1.5%	580,857 (8)	299,834 (4)	—	1,612,363
Total	26,483,760 (425)	62,315	—	26,771,934 (425)	14,449,535 (266)	4,186,991 (63)	72,162,839

LARGEST CROWDS

Home	
Regular Season	
105,121	vs. N.Y. Giants, Sept. 20, 2009 (NFL record)
^80,259	vs. Cleveland, Nov. 24, 1966
*66,689	vs. N.Y. Jets, Dec. 4, 1971
†65,207	vs. Washington, Sept. 19, 2005
Postseason	
92,951	vs. Philadelphia, Jan. 10, 2010
^75,504	vs. Green Bay, Jan. 1, 1967
*66,311	vs. San Francisco, Jan. 2, 1972
†65,135	vs. Green Bay, Jan. 14, 1996
Preseason	
^78,807	vs. Green Bay, Aug. 28, 1967
75,720	vs. Tennessee, Aug. 21, 2009
*65,405	vs. Houston, Aug. 5, 1972
†63,923	vs. Denver, Aug. 21, 1994

^Cotton Bowl record

*Texas Stadium record

†Texas Stadium record after 1985 improvements

AWAY	
Regular Season	
91,505	@ L.A. Raiders, Oct. 25, 1992
90,830	@ Washington, Nov. 16, 2008
90,670	@ Washington, Sept. 12, 2010
Postseason	
84,483	@ L.A. Rams, Jan. 4, 1976
Preseason	
87,381	@ L.A. Rams, Aug. 8, 1969
NEUTRAL	
Postseason	
98,374	vs. Buffalo @ Pasadena, Jan. 31, 1993
Preseason	
112,376	vs. Houston @ Mexico City, Aug. 15, 1994
106,424	vs. N. Eng. @ Mexico City, Aug. 17, 1998

SMALLEST CROWDS

Home	
†10,000	vs. San Francisco, Nov. 20, 1960
12,692	vs. Chicago, Nov. 18, 1962
AWAY	
4,954	vs. Minnesota, Aug. 5, 1961 in Sioux Falls, S.D.
12,370	@ N.Y. Jets, Oct. 4, 1987

† Estimated; no turnstiles in Cotton Bowl in 1960 and 1961

SELLOUT STREAK

Longest home sellout streak – 195 straight games (began 9/9/91 vs. Washington, still active) regular season and playoffs**Last home non-sellout** (regular season and playoffs) – 12/16/90 vs. Phoenix (128 straight)**Longest road sellout streak** – 95 straight games (began 11/3/02 @ Detroit) regular season and playoffs**Last road non-sellout** (regular season and playoffs) – 10/20/02 @ Arizona (29 straight)**Longest sellout streak** (home and away – regular season and playoffs) – 191 straight games (began 10/27/02 vs. Seattle, still active)**Last non-sellout** (regular season and playoffs) – 10/20/02 @ Arizona (58 straight)Thanksgiving Day Games
(29-18-1)

Since 1966, the Cowboys have been a fixture on Thanksgiving Day, having hosted the annual contest for 48 of the last 50 years. In 1975 and 1977, the St. Louis Cardinals played host to the game in place of Dallas. In 1978, the game returned to Dallas for good. The Cowboys have posted a 29-18-1 record in the holiday classic and a 30-18 mark the following week. Here are the Cowboys annual Thanksgiving Day results:

Date	Result	Win/Loss	TV	Date	Result	Win/Loss	TV
11/24/66	DALLAS 26, Cleveland 14.....	Win	CBS	11/26/92	DALLAS 30, N.Y. Giants 3.....	Win	CBS
11/23/67	DALLAS 46, St. Louis 21.....	Win	CBS	11/25/93	Miami 16, DALLAS 14.....	Loss	NBC
11/28/68	DALLAS 29, Washington 20.....	Win	CBS	11/24/94	DALLAS 42, Green Bay 31.....	Win	FOX
11/27/69	DALLAS 24, San Francisco 24.....	Tie	CBS	11/23/95	DALLAS 24, Kansas City 12.....	Win	NBC
11/26/70	DALLAS 16, Green Bay 3.....	Win	CBS	11/28/96	DALLAS 21, Washington 10.....	Win	FOX
11/25/71	DALLAS 28, Los Angeles 21.....	Win	CBS	11/27/97	Tennessee 27, DALLAS 14.....	Loss	NBC
11/23/72	San Francisco 31, DALLAS 10.....	Loss	CBS	11/26/98	Minnesota 46, DALLAS 36.....	Loss	FOX
11/22/73	Miami 14, DALLAS 7.....	Loss	NBC	11/25/99	DALLAS 20, Miami 0.....	Win	CBS
11/28/74	DALLAS 24, Washington 23.....	Win	CBS	11/23/00	Minnesota 27, DALLAS 15.....	Loss	FOX
11/25/76	DALLAS 19, St. Louis 14.....	Win	CBS	11/22/01	Denver 26, DALLAS 24.....	Loss	CBS
11/23/78	DALLAS 37, Washington 10.....	Win	CBS	11/28/02	DALLAS 27, Washington 20.....	Win	FOX
11/22/79	Houston 30, DALLAS 24.....	Loss	NBC	11/27/03	Miami 40, DALLAS 21.....	Loss	CBS
11/27/80	DALLAS 51, Seattle 7.....	Win	NBC	11/25/04	DALLAS 21, Chicago 7.....	Win	FOX
11/26/81	DALLAS 10, Chicago 9.....	Win	CBS	11/24/05	Denver 24, DALLAS 21 (OT).....	Loss	CBS
11/25/82	DALLAS 31, Cleveland 14.....	Win	NBC	11/23/06	DALLAS 38, Tampa Bay 10.....	Win	FOX
11/24/83	DALLAS 35, St. Louis 17.....	Win	CBS	11/22/07	DALLAS 34, N.Y. Jets 3.....	Win	CBS
11/22/84	DALLAS 20, New England 17.....	Win	NBC	11/27/08	DALLAS 34, Seattle 9.....	Win	FOX
11/28/85	DALLAS 35, St. Louis 17.....	Win	CBS	11/26/09	DALLAS 24, Oakland 7.....	Win	CBS
11/27/86	Seattle 31, DALLAS 14.....	Loss	NBC	11/25/10	New Orleans 30, DALLAS 27.....	Loss	FOX
11/26/87	Minnesota 44, DALLAS 38 (OT).....	Loss	CBS	11/24/11	DALLAS 20, Miami 19.....	Win	CBS
11/24/88	Houston 25, DALLAS 17.....	Loss	NBC	11/22/12	Washington 38, DALLAS 31.....	Loss	FOX
11/23/89	Philadelphia 27, DALLAS 0.....	Loss	CBS	11/28/13	DALLAS 31, Oakland 24.....	Win	CBS
11/22/90	DALLAS 27, Washington 17.....	Win	CBS	11/27/14	Philadelphia 33, DALLAS 10.....	Loss	FOX
11/28/91	DALLAS 20, Pittsburgh 10.....	Win	NBC	11/26/15	Carolina 33, DALLAS 14.....	Loss	CBS

Christmas Day Games (1-3)

Date	Result	Win/Loss	TV
12/25/95	Dallas 37, ARIZONA 13	Win	ABC
12/25/00	TENNESSEE 31, Dallas 0	Loss	ABC
12/23/06	Philadelphia 23, DALLAS 7	Loss	NBC
12/23/10	ARIZONA 27, Dallas 26	Loss	NFLN
Postseason (1-0)			
12/25/71	Dallas 20, MINNESOTA 12	Win	

New Year's Day Games (0-1)

Date	Result	Win/Loss	TV
1/1/06	St. Louis 20, DALLAS 10	Loss	ESPN
Postseason (1-1)			
1/1/67	Green Bay 34, DALLAS 27	Loss	CBS
1/1/78	Dallas 23, MINNESOTA 6	Win	CBS

Wednesday Games (1-0)

Date	Result	Win/Loss	TV
9/5/12	Dallas 27, NEW YORK GIANTS 14	Win	NBC

Thursday Games (2-1)

Date	Result	Win/Loss	TV
10/26/78	Minnesota 21, DALLAS 10	Loss	ABC
11/29/07	DALLAS 37, Green Bay 27	Win	NFLN
12/14/14	Dallas 41, CHICAGO 28	Win	NFL

Friday Games (0-2)

Date	Result	Win/Loss	TV
9/30/60	Philadelphia 27, DALLAS 25	Loss	
12/24/99	NEW ORLEANS 31, Dallas 24	Loss	FOX

Saturday Games (15-13)

Date	Result	Win/Loss	TV
9/24/60	Pittsburgh 35, DALLAS 28	Loss	
9/14/63	St. Louis 34, DALLAS 7	Loss	
9/12/64	St. Louis 16, DALLAS 6	Loss	
12/11/65	DALLAS 27, St. Louis 13	Win	CBS
12/16/67	SAN FRANCISCO 24, Dallas 16	Loss	CBS
12/13/69	DALLAS 27, Baltimore 10	Win	CBS
12/12/70	Dallas 6, CLEVELAND 2	Win	CBS
12/4/71	DALLAS 52, N.Y. Jets 10	Win	NBC
12/18/71	DALLAS 31, St. Louis 12	Win	CBS
12/9/72	DALLAS 34, Washington 24	Win	CBS
12/7/74	DALLAS 41, Cleveland 17	Win	NBC
12/14/74	OAKLAND 27, Dallas 23	Loss	ABC
12/13/75	DALLAS 31, Washington 10	Win	CBS
12/8/79	Dallas 24, PHILADELPHIA 17	Win	CBS
12/19/81	N.Y. GIANTS 13, Dallas 10 (OT)	Loss	CBS
12/16/89	N.Y. GIANTS 15, Dallas 0	Loss	CBS
12/18/93	Dallas 28, N.Y. Jets 7	Win	CBS
12/10/94	Cleveland 19, DALLAS 14	Loss	NBC
12/24/94	N.Y. GIANTS 15, Dallas 10	Loss	FOX
12/21/02	Philadelphia 27, DALLAS 3	Loss	ESPN
12/24/05	Dallas 24, CAROLINA 20	Win	FOX

Date	Result	Win/Loss	TV
12/16/06	Dallas 38, ATLANTA 28	Win	NFLN
12/22/07	Dallas 20, Carolina 13	Win	NFLN
12/20/08	Baltimore 33, DALLAS 24	Loss	NFLN
12/19/09	Dallas 24, NEW ORLEANS 17	Win	NFLN
12/25/10	ARIZONA 27, Dallas 26	Loss	NFLN
12/17/11	Dallas 31, TAMPA BAY 15	Win	NFLN
12/24/11	Philadelphia 20, DALLAS 7	Loss	FOX
Postseason (6-6)			
12/21/68	CLEVELAND 31, Dallas 20	Loss	CBS
12/26/70	DALLAS 5, Detroit 0	Win	CBS
12/25/71	Dallas 20, MINNESOTA 12	Win	CBS
12/23/72	Dallas 30, SAN FRANCISCO 28	Win	CBS
12/30/78	DALLAS 27, Atlanta 20	Win	CBS
1/2/82	DALLAS 38, Tampa Bay 0	Win	CBS
1/22/83	WASHINGTON 31, Dallas 17	Loss	CBS
1/4/86	L.A. RAMS 20, Dallas 0	Loss	CBS
12/28/96	DALLAS 40, Minnesota 15	Win	ABC
1/2/99	Arizona 20, DALLAS 7	Loss	ABC
1/3/04	CAROLINA 29, Dallas 10	Loss	ABC
1/6/07	SEATTLE 21, Dallas 20	Loss	NBC

Sunday Night Games (28-29)

Date	Result	Win/Loss	TV
10/14/79	DALLAS 30, Los Angeles 6	Win	ABC
10/26/80	DALLAS 42, San Diego 31	Win	ABC
10/18/81	DALLAS 29, Los Angeles 17	Win	ABC
10/23/83	L.A. Raiders 40, DALLAS 38	Loss	ABC
10/21/84	DALLAS 30, New Orleans 27 (OT)	Win	ABC
10/6/85	Dallas 30, N.Y. GIANTS 29	Win	ABC
12/7/86	L.A. RAMS 29, Dallas 10	Loss	ABC
11/22/87	Miami 20, DALLAS 14	Loss	ESPN
11/13/88	Minnesota 43, DALLAS 3	Loss	ESPN
11/5/89	Dallas 13, Washington 3	Win	ESPN
11/11/90	San Francisco 24, DALLAS 6	Loss	ESPN
9/22/91	Dallas 17, PHOENIX 9	Win	TNT
10/19/93	Dallas 17, PHOENIX 10	Win	TNT
9/17/95	Dallas 23, MINNESOTA 17 (OT)	Win	TNT
9/7/97	ARIZONA 25, Dallas 22 (OT)	Win	TNT
12/27/98	Dallas 23, Washington 7	Win	ESPN
12/5/99	NEW ENGLAND 13, Dallas 6	Loss	ESPN
9/10/00	ARIZONA 32, Dallas 31	Loss	ESPN
12/17/10	N.Y. Giants 17, DALLAS 13	Loss	ESPN
9/30/01	PHILADELPHIA 40, Dallas 18	Loss	ESPN
9/8/02	HOUSTON 19, Dallas 10	Loss	ESPN
11/16/03	NEW ENGLAND 12, Dallas 0	Loss	ESPN
1/2/05	N.Y. Giants 28, Dallas 24	Loss	ESPN
1/1/06	St. Louis 20, DALLAS 10	Loss	ESPN
9/17/06	DALLAS 27, Washington 10	Win	NBC
10/29/06	Dallas 35, CAROLINA 14	Win	NBC
12/10/06	New Orleans 42, DALLAS 17	Loss	NBC
9/9/07	DALLAS 45, N.Y. Giants 35	Win	NBC
9/23/07	Dallas 34, CHICAGO 10	Win	NBC

Date	Result	Win/Loss	TV
11/4/07	Dallas 38, PHILADELPHIA 17	Win	NBC
9/21/08	Dallas 27, GREEN BAY 16	Win	NBC
11/16/08	Dallas 14, WASHINGTON 10	Win	NBC
12/14/08	DALLAS 20, N.Y. Giants 8	Win	NBC
9/20/09	N.Y. Giants 33, DALLAS 31	Loss	NBC
11/8/09	Dallas 20, PHILADELPHIA 16	Win	NBC
12/27/09	Dallas 17, WASHINGTON 0	Win	NBC
9/12/10	WASHINGTON 13, Dallas 7	Loss	NBC
11/7/10	GREEN BAY 45, Dallas 7	Loss	NBC
12/12/10	Philadelphia 30, DALLAS 27	Loss	NBC
9/11/11	NEW YORK JETS 27, Dallas 24	Loss	NBC
10/30/11	PHILADELPHIA 34, Dallas 7	Loss	NBC
12/11/11	New York Giants 37, DALLAS 34	Loss	NBC
1/1/12	NEW YORK GIANTS 31, Dallas 14	Loss	NBC
11/4/12	ATLANTA 19, Dallas 13	Loss	NBC
12/2/12	DALLAS 38, Philadelphia 33	Win	NBC
12/30/12	WASHINGTON 28, Dallas 18	Loss	NBC
10/14/79	DALLAS 30, Los Angeles 6	Win	ABC
9/8/13	DALLAS 36, N.Y. Giants 31	Win	NBC
10/13/13	DALLAS 31, Washington 16	Win	NBC
11/10/13	NEW ORLEANS 49, Dallas 17	Loss	NBC
12/29/13	Philadelphia 24, DALLAS 22	Loss	NBC
9/28/14	DALLAS 38, New Orleans 17	Win	NBC
11/23/14	Dallas 31, N.Y. GIANTS 28	Win	NBC
12/14/14	DALLAS 38, PHILADELPHIA 27	Win	NBC
9/13/15	DALLAS 27, N.Y. Giants 26	Win	NBC
10/4/15	NEW ORLEANS 26, Dallas 20 (OT)	Loss	NBC
11/10/15	Philadelphia 33, DALLAS 27 (OT)	Loss	NBC

Monday Night Football (44-33)

The Cowboys hold a 44-33 Monday Night Football record and will be making their 78th appearance on Monday Night Football during the 2016 season against Detroit on Dec. 26. The majority of the Cowboys MNF games were played on ABC Monday Night Football from 1970-2005 when they appeared on the prime time telecast 67 times posting a 39-28 record including a 17-11 record at home and a 22-17 mark on the road. Only Miami, with 82 games, has appeared on MNF more. The 44 MNF wins by the Cowboys are the most in league history. ESPN landed the telecast in 2006, and since then, the Cowboys have appeared nine times on MNF with a 5-4 record. The week after playing on MNF, the Cowboys are 32-32 (five times the Cowboys final game of the season was on a Monday night and seven times they followed with a bye). Here are the Cowboys Monday Night Football results:

Date	Result	Win/Loss	Date	Result	Win/Loss
11/16/70	St. Louis 38, DALLAS 0	Loss	9/6/93	WASHINGTON 35, Dallas 16	Loss
10/11/71	DALLAS 20, N.Y. Giants 13	Win	12/6/93	DALLAS 23, Philadelphia 17	Win
10/30/72	DALLAS 28, Detroit 24	Win	9/19/94	Detroit 20, DALLAS 17 (OT)	Loss
9/24/73	DALLAS 40, New Orleans 3	Win	11/7/94	DALLAS 38, N.Y. Giants 10	Win
10/8/73	WASHINGTON 14, Dallas 7	Loss	12/19/94	Dallas 24, NEW ORLEANS 16	Win
9/23/74	PHILADELPHIA 13, Dallas 10	Loss	9/4/95	Dallas 35, N.Y. GIANTS 0	Win
10/6/75	Dallas 36, DETROIT 10	Win	11/6/95	DALLAS 34, Philadelphia 12	Win
11/10/75	Kansas City 34, DALLAS 31	Loss	12/25/95	Dallas 37, ARIZONA 13	Win
11/15/76	DALLAS 17, Buffalo 10	Win	9/2/96	CHICAGO 22, Dallas 6	Loss
11/14/77	St. Louis 24, DALLAS 17	Loss	9/30/96	Dallas 23, PHILADELPHIA 19	Win
12/12/77	Dallas 42, SAN FRANCISCO 35	Win	11/18/96	Dallas 31, Green Bay 6	Win
9/4/78	DALLAS 38, Baltimore 0	Win	9/15/97	DALLAS 21, Philadelphia 20	Win
10/2/78	WASHINGTON 9, Dallas 5	Loss	10/13/97	WASHINGTON 21, Dallas 16	Loss
9/24/79	CLEVELAND 26, Dallas 7	Loss	12/8/97	Carolina 23, DALLAS 13	Loss
11/12/79	Philadelphia 31, DALLAS 21	Loss	9/21/98	Dallas 31, N.Y. GIANTS 7	Win
9/8/80	Dallas 17, WASHINGTON 3	Win	11/2/98	Dallas 34, PHILADELPHIA 0	Win
12/15/80	LOS ANGELES 38, Dallas 14	Loss	9/20/99	DALLAS 24, Atlanta 7	Win
9/21/81	Dallas 35, NEW ENGLAND 21	Win	10/18/99	N.Y. GIANTS 13, Dallas 10	Loss
11/9/81	DALLAS 27, Buffalo 14	Win	11/8/99	MINNESOTA 27, Dallas 17	Loss
9/13/82	Pittsburgh 36, DALLAS 28	Loss	10/18/00	Dallas 27, WASHINGTON 21	Win
12/13/82	Dallas 37, HOUSTON 7	Win	12/25/00	TENNESSEE 31, Dallas 0	Loss
1/3/83	MINNESOTA 31, Dallas 27	Loss	10/15/01	DALLAS 9, Washington 7	Win
9/5/83	Dallas 31, WASHINGTON 30	Win	9/15/03	Dallas 35, N.Y. Giants 32 (OT)	Win
12/19/83	SAN FRANCISCO 42, Dallas 17	Loss	9/27/04	Dallas 21, WASHINGTON 18	Win
9/3/84	Dallas 20, L.A. Rams 13	Win	11/15/04	Philadelphia 49, DALLAS 21	Loss
12/17/84	MIAMI 28, Dallas 21	Loss	12/6/04	Dallas 43, SEATTLE 39	Win
9/9/85	DALLAS 44, Washington 14	Win	9/19/05	Washington 14, DALLAS 13	Loss
11/4/85	ST. LOUIS 21, Dallas 10	Loss	Dallas 21, PHILADELPHIA 20	Win	
9/8/86	DALLAS 31, N.Y. Giants 28	Win	N.Y. Giants 36, DALLAS 22	Loss	
10/29/86	Dallas 31, ST. LOUIS 7	Win	Dallas 25, BUFFALO 24	Win	
10/19/87	Washington 13, DALLAS 7	Loss	DALLAS 41, Philadelphia 37	Win	
11/2/87	DALLAS 33, N.Y. Giants 24	Win	DALLAS 21, Carolina 7	Win	
12/21/87	Dallas 29, L.A. RAMS 21	Win	N.Y. Giants 41, DALLAS 35	Loss	
9/12/88	Dallas 17, PHOENIX 14	Win	DALLAS 18, Washington 16	Win	
10/3/88	NEW ORLEANS 20, Dallas 17	Loss	Chicago 34, DALLAS 18	Loss	
9/9/91	Washington 33, DALLAS 31	Loss	Chicago 45, Dallas 28	Loss	
9/7/92	DALLAS 23, Washington 10	Win	Washington 20, DALLAS 17 (OT)	Loss	
10/5/92	PHILADELPHIA 31, Dallas 7	Loss	Dallas 19, WASHINGTON 16	Win	
12/21/92	Dallas 41, ATLANTA 17	Win			

Monday Night Games (1-2)

Date	Result	Win/Loss	TV	Date	Result	Postseason (1-1)	Win/Loss	TV
10/4/65	ST. LOUIS 20, DALLAS 13	Loss		12/26/77	DALLAS 37, Chicago 7	Win		CBS
10/28/68	Green Bay 28, DALLAS 17	Loss	CBS	12/26/83	L.A. Rams 24, DALLAS 17	Loss		CBS
10/27/69	DALLAS 25, New York 3	Win	CBS					
(prior to the 1970 creation of ABC MNF)								

All-Time Preseason Record
(129-138-2)

Arizona.....0-3	Miami.....6-3	Home.....74-56-1	Pendleton.....0-1
Atlanta.....1-2	Minnesota.....6-6-1	Away.....40-54	Portland.....1-4
Baltimore.....0-1	New England.....1-4	Neutral.....14-20-0	Roanoke.....0-1
Buffalo.....1-2	New Orleans.....4-3	Albuquerque.....0-1	Sacramento.....0-2
Carolina.....1-0	New York Giants.....1-1	Atlanta.....0-1	San Antonio.....1-2
Chicago.....3-5	New York Jets.....2-1	Bakersfield.....1-0	Seattle.....0-1
Cincinnati.....2-0	Oakland.....10-19	Birmingham.....0-1	Sioux Falls.....1-0
Cleveland.....1-1	Philadelphia.....0-0	Canton.....2-3	Tulsa.....2-0
College All-Stars.....1-0	Pittsburgh.....7-7	Chicago.....1-0	International.....1-6-1
Denver.....7-8	St. Louis.....11-14	Cleveland.....0-1	London.....0-1-1
Detroit.....3-1-1	San Diego.....7-9	Louisville.....1-0	Mexico City.....1-2
Green Bay.....6-9	San Francisco.....9-6	Memphis.....1-0	Monterrey.....0-1
Houston.....4-4	Seattle.....2-3	Minnesota.....0-1	Tokyo.....0-2
Indianapolis.....4-5	Tampa Bay.....0-0	New Orleans.....1-1	Toronto.....0-1
Jacksonville.....3-2	Tennessee.....21-13	Norman.....1-0	
Kansas City.....5-4	Washington.....0-0	Orlando.....1-0	

Cowboys Indoors (33-34)

The Dallas Cowboys played their first indoor football game Nov. 24, 1974 in the Houston Astrodome, posting a 10-0 win over the Oilers. Since that date, the Cowboys have gone 33-34 inside in the regular season. The club is 3-3 indoors in the postseason - including one indoor playoff game at AT&T Stadium - with two of the wins coming in Super Bowls.

Dome Game Results

Arizona Cardinals (1-2)

11/12/06	ARIZONA 27, ARIZONA 10	Win
10/12/08	ARIZONA 30, Dallas 24 (OT)	Loss
12/25/10	ARIZONA 27, Dallas 26	Loss

Atlanta Falcons (3-3)

12/21/92	Dallas 41, ATLANTA 17	Win
11/21/93	ATLANTA 27, Dallas 14	Loss
10/29/95	Dallas 28, ATLANTA 13	Win
11/11/01	ATLANTA 20, Dallas 13	Loss
12/16/06	Dallas 38, ATLANTA 28	Win
11/4/12	ATLANTA 19, Dallas 13	Loss

Detroit Lions (5-7)

10/6/75	Dallas 36, DETROIT 10	Win
11/15/81	DETROIT 27, Dallas 24	Loss
9/15/85	DETROIT 26, Dallas 21	Loss
9/14/86	Dallas 31, Detroit 7	Win
11/8/87	DETROIT 27, Dallas 17	Loss
10/27/91	DETROIT 34, Dallas 10	Loss
11/8/92	Dallas 37, DETROIT 3	Win
1/6/02	DETROIT 15, Dallas 10	Loss
11/3/02	DETROIT 9, Dallas 7	Loss
10/19/03	Dallas 38, DETROIT 7	Win
12/9/07	Dallas 28, DETROIT 27	Win
10/27/13	DETROIT 31, Dallas 30	Loss

Houston Texans (1-1)

9/8/02	HOUSTON 19, Dallas 10	Loss
9/26/10	Dallas 27, HOUSTON 13	Win

Indianapolis Colts (2-2)

10/10/93	Dallas 27, INDIANAPOLIS 3	Win
10/31/99	INDIANAPOLIS 34, Dallas 24	Loss
11/17/02	INDIANAPOLIS 20, Dallas 3	Loss
12/5/10	Dallas 38, INDIANAPOLIS 35 (OT)	Win

Minnesota Vikings (3-4)

1/3/83	MINNESOTA 31, Dallas 27	Loss
10/2/83	Dallas 37, MINNESOTA 24	Win
12/12/93	Dallas 37, MINNESOTA 20	Win
9/17/95	Dallas 23, MINNESOTA 17 (OT)	Win
11/8/99	MINNESOTA 27, Dallas 17	Loss
9/12/04	MINNESOTA 35, Dallas 17	Loss
10/17/10	MINNESOTA 24, Dallas 21	Loss

New Orleans Saints (3-7)

9/19/76	Dallas 24, NEW ORLEANS 6	Win
10/3/88	NEW ORLEANS 20, Dallas 17	Loss
9/10/89	NEW ORLEANS 28, Dallas 0	Loss
12/19/94	Dallas 24, NEW ORLEANS 16	Win
12/6/98	NEW ORLEANS 22, Dallas 3	Loss
12/24/99	NEW ORLEANS 31, Dallas 24	Loss
12/28/03	NEW ORLEANS 13, Dallas 7	Loss
11/27/09	Dallas 24, NEW ORLEANS 17	Win
11/10/13	NEW ORLEANS 49, Dallas 17	Loss
10/4/15	NEW ORLEANS 26, Dallas 20 (OT)	Loss

St. Louis Rams (2-1)

9/29/02	Dallas 13, ST. LOUIS 10	Win
10/19/08	ST. LOUIS 34, Dallas 14	Loss
9/21/14	Dallas 34, ST. LOUIS 31	Win

Seattle Seahawks (2-0)

10/3/76	Dallas 28, SEATTLE 13	Win
12/4/83	Dallas 35, SEATTLE 10	Win

Houston Oilers/Tennessee Titans (3-1)

11/24/74	Dallas 10, HOUSTON 0	Win
12/13/82	Dallas 37, HOUSTON 7	Win
9/29/85	Dallas 17, HOUSTON 10	Win
11/10/91	HOUSTON 26, Dallas 23 (OT)	Loss

Postseason (3-3)

Super Bowl XII - New Orleans, Superdome

1/15/78	Dallas 27, Denver 10	Win
---------	----------------------	-----

NFC Divisional Playoffs

1/5/92	DETROIT 38, Dallas 6	Loss
--------	----------------------	------

Super Bowl XXVIII - Atlanta, Georgia Dome

1/30/94	Dallas 30, Buffalo 13	Win
---------	-----------------------	-----

NFC Wild Card Game

1/9/00	MINNESOTA 27, Dallas 10	Loss
--------	-------------------------	------

NFC Wild Card Game

1/9/10	DALLAS 34, Philadelphia 14	Win
--------	----------------------------	-----

NFC Divisional Playoff Game

1/17/10	MINNESOTA 34, Dallas 3	Loss
---------	------------------------	------

AT&T Stadium (27-29)

The Dallas Cowboys played their first game at AT&T Stadium on Sept. 20, 2009 against the N.Y. Giants. Dallas dropped the contest 31-33 but pulled off its first win at the new venue the next week with a 21-7 decision over the Carolina Panthers. Since opening the stadium, Dallas owns a 27-29 regular season record and a 2-0 postseason record at the stadium. With the stadium's retractable roof and end zone doors, Dallas has played indoors as well as outdoors in the stadium. Below is a look at how the club has fared in each of the stadium's configurations:

AT&T Stadium Results

Fully Closed Stadium (16-18)

9/28/09	Dallas 21, Carolina 7	Win
10/25/09	Dallas 37, Atlanta 21	Win
1/3/10	Dallas 24, Philadelphia 0	Win
9/19/10	Chicago 27, Dallas 20	Loss
10/10/10	Tennessee 34, Dallas 27	Loss
10/31/10	Jacksonville 35, Dallas 17	Loss
11/21/10	Dallas 35, Detroit 19	Win
11/25/10	New Orleans 30, Dallas 27	Loss
12/12/10	Philadelphia 30, Dallas 27	Loss
10/2/11	Detroit 34, Dallas 30	Loss
10/23/11	Dallas 34, St. Louis 7	Win
11/6/11	Dallas 23, Seattle 13	Win
11/13/11	Dallas 44, Buffalo 7	Win
12/11/11	N.Y. Giants 37, Dallas 34	Loss
12/24/11	Philadelphia 20, Dallas 7	Loss
9/23/12	Dallas 16, Tampa Bay 10	Win
9/8/13	Dallas 36, N.Y. Giants 31	Win
9/22/13	Dallas 31, St. Louis 7	Win
10/13/13	Dallas 31, Washington 16	Win
11/28/13	Dallas 31, Oakland 24	Win
12/15/13	Green Bay 37, Dallas 36	Loss
12/29/13	Philadelphia 24, Dallas 22	Loss
9/7/14	San Francisco 28, Dallas 17	Loss

Fully Closed, cont.

9/28/14	Dallas 38, New Orleans 17	Win
10/5/14	Dallas 20, Houston 17 (OT)	Win
10/27/14	Washington 20, Dallas 17 (OT)	Loss
11/27/14	Philadelphia 33, Dallas 10	Loss
12/21/14	Dallas 42, Indianapolis 7	Win
9/13/15	Dallas 27, N.Y. Giants 26	Win
9/27/15	Atlanta 39, DALLAS 28	Loss
10/11/15	New England 30, DALLAS 6	Loss
11/1/15	Seattle 13, DALLAS 12	Loss
11/26/15	Carolina 33, DALLAS 14	Loss
1/3/16	Washington 34, DALLAS 23	Loss

Fully Open Stadium (5-7)

9/20/09	N.Y. Giants 33, Dallas 31	Loss
11/26/09	Dallas 24, Oakland 7	Win
12/13/09	San Diego 20, Dallas 17	Loss
10/25/10	N.Y. Giants 41, Dallas 35	Loss
10/1/12	Chicago 34, Dallas 18	Loss
10/28/12	N.Y. Giants 29, Dallas 24	Loss
11/18/12	Dallas 23, Cleveland 20 (OT)	Win
11/22/12	Washington 38, Dallas 31	Loss
12/2/12	Dallas 38, Philadelphia 33	Win
12/16/12	Dallas 27, Pittsburgh 24 (OT)	Win

Fully open, cont.

12/23/12	New Orleans 34, Dallas 31 (OT)	Loss
11/3/13	Dallas 27, Minnesota 23	Win

Roof Open, Doors Closed (2-3)

12/19/10	Dallas 33, Washington 30	Win
9/26/11	Dallas 18, Washington 16	Win
11/2/14	Arizona 28, Dallas 17	Loss
11/8/15	Philadelphia 33, DALLAS 27 (OT)	Loss
12/19/15	N.Y. Jets 19, DALLAS (16)	Loss

Doors Open, Roof Closed (4-1)

11/1/09	Dallas 37, Seattle 17	Win
11/24/11	Dallas 20, Miami 19	Win
11/22/09	Dallas 7, Washington 6	Win
10/6/13	Denver 51, Dallas 48	Loss
10/19/14	Dallas 31, N.Y. Giants 21	Win

Postseason (2-0)

Fully Closed Stadium (2-0)

1/9/10	Dallas 34, Philadelphia 14	Win
1/4/15	Dallas 24, Detroit 20	Win

COWBOYS OVERTIME GAMES

The Cowboys have played in 37 regular season overtime games with a record of 20-17 since the NFL adopted the extra session in 1974.

	Score by Quarters					Total	Winning Score
Sept. 28, 1975 at Texas Stadium	1	2	3	4	OT	—	
*St. Louis	0	3	14	14	0	—	31
DALLAS	0	7	21	3	6	—	37
DuPree 3 pass from Staubach at 7:07							
Nov. 2, 1975 at RFK Stadium							
*DALLAS	0	17	0	7	0	—	24
Washington	3	7	7	7	6	—	30
Kilmer 1 run at 8:26							
Sept. 18, 1977 at Metropolitan Stadium							
DALLAS	0	3	0	7	6	—	16
*Minnesota	7	0	0	3	0	—	10
Staubach 4 run at 8:46							
Oct. 15, 1978 at Busch Stadium							
*DALLAS	0	7	14	0	3	—	24
St. Louis	7	7	0	7	0	—	21
FG Septien 47 at 11:32							
Dec. 19, 1981 at Giants Stadium							
*DALLAS	0	0	0	10	0	—	10
N.Y. Giants	0	0	7	3	3	—	13
FG Danelo 35 at 8:41							
Oct. 9, 1983 at Texas Stadium							
Tampa Bay	10	0	7	7	0	—	24
*DALLAS	7	7	3	7	3	—	27
FG Septien 42 at 10:22							
Oct. 21, 1984 at Texas Stadium							
New Orleans	0	17	10	0	0	—	27
*DALLAS	3	0	3	21	3	—	30
FG Septien 41 at 11:18							
Nov. 15, 1987 at Sullivan Stadium							
*DALLAS	7	7	0	3	6	—	23
New England	0	7	0	10	0	—	17
Walker 60 run at 13:10							
Nov. 26, 1987 at Texas Stadium							
*Minnesota	14	7	7	10	6	—	44
DALLAS	0	14	10	14	0	—	38
Nelson 24 run at 7:09							
Nov. 10, 1991 at The Astrodome							
DALLAS	10	3	3	7	0	—	23
*Houston	0	10	3	10	3	—	26
FG Del Greco 23 at 0:29							
Jan. 2, 1994 at Giants Stadium							
DALLAS	3	10	0	0	3	—	16
*N.Y. Giants	0	0	10	3	0	—	13
FG Murray 41 at 4:16							
Sept. 19, 1994 at Texas Stadium							
*Detroit	3	7	7	0	3	—	20
DALLAS	7	0	3	7	0	—	17
FG Hanson 44 at 0:27							
Sept. 17, 1995 at The Hubert H. Humphrey Metrodome							
*DALLAS	6	3	0	8	6	—	23
Minnesota	3	7	0	7	0	—	17
Smith 31 run at 12:34							
Nov. 10, 1996 at 3Com Park							
*DALLAS	0	7	0	10	3	—	20
San Francisco	10	0	0	7	0	—	17
FG Boniol 29 at 8:43							
Sept. 7, 1997 at Sun Devil Stadium							
*DALLAS	6	13	3	0	0	—	22
Arizona	0	7	7	8	3	—	25
FG Butler 20 at 6:30							
Sept. 12, 1999 at Redskins Stadium							
DALLAS	7	7	0	21	6	—	41
*Washington	3	10	22	0	0	—	35
Ismail 76 pass from Aikman at 10:51							
Oct. 1, 2000 at Ericsson Stadium							
*DALLAS	0	10	3	0	3	—	16
Carolina	0	10	0	3	0	—	13
FG Seder 24 at 11:08							
Oct. 29, 2000 at Texas Stadium							
*Jacksonville	0	17	0	0	6	—	23
DALLAS	7	0	3	7	0	—	17
Whitted 37 pass from Brunell at 11:16							
Nov. 5, 2000 at Veterans Stadium							
DALLAS	0	7	3	3	0	—	13
*Philadelphia	0	0	0	13	3	—	16
FG Akers 32 at 7:05							
Nov. 4, 2001 at Giants Stadium							
*DALLAS	10	14	0	0	0	—	24
N.Y. Giants	0	7	7	10	3	—	27
FG Anderson 42 at 7:55							
Oct. 20, 2002 at Sun Devil Stadium							
*DALLAS	0	0	6	0	0	—	6
Arizona	3	3	0	0	3	—	9
FG Gramatica 40 at 3:10							
Sept. 15, 2003 at Giants Stadium							
*DALLAS	7	13	6	6	3	—	35
N.Y. Giants	7	0	7	18	0	—	32
FG Cundiff 25 at 5:56							
Oct. 16, 2005 at Texas Stadium							
N.Y. Giants	3	3	0	7	0	—	13
*DALLAS	0	7	0	6	3	—	16
FG Cortez 45 at 11:13							
Nov. 24, 2005 at Texas Stadium							
*Denver	7	7	7	0	3	—	24
DALLAS	7	7	0	7	0	—	21
FG Elam 24 at 13:39							
Oct. 12, 2008 at University of Phoenix Stadium							
*DALLAS	0	7	7	10	0	—	24
Arizona	7	0	7	10	6	—	30
Beisel 3 blocked punt return at 14:00							
Oct. 11, 2009 at Arrowhead Stadium							
DALLAS	0	3	7	10	6	—	26
*Kansas City	0	10	3	7	0	—	20
Austin 60 pass from Romo at 8:22							

COWBOYS OVERTIME GAMES, cont.

Score by Quarters									
Dec. 5, 2010 at Lucas Oil Stadium	1	2	3	4	OT	—	Total	Winning Score	
DALLAS	10	7	10	8	3	—	38	FG Buehler 38 at 7:55	
*Indianapolis	0	7	7	21	0	—	35		
Sept. 18, 2011 at Candlestick Park									
DALLAS	0	7	7	10	3	—	27	FG Bailey 19 at 12:07	
*San Francisco	0	14	7	3	0	—	24		
Nov. 20, 2011 at FedEx Field									
DALLAS	7	3	0	14	3	—	27	FG Bailey 39 at 5:39	
*Washington	0	14	3	7	0	—	24		
Dec. 4, 2011 at University of Phoenix Stadium									
DALLAS	0	10	3	0	0	—	13		
*Arizona	3	0	3	7	6	—	19	Stephens-Howling 56 pass from Kolb at 11:43	
Nov. 18, 2012 at AT&T Stadium									
Cleveland	7	6	0	7	0	—	20		
*DALLAS	0	0	3	17	3	—	23	FG Bailey 38 at 6:07	
Dec. 16, 2012 at AT&T Stadium									
*Pittsburgh	0	10	7	7	0	—	24		
DALLAS	3	7	7	7	3	—	27	FG Bailey 21 at 13:36	
Dec. 23, 2012 at AT&T Stadium									
New Orleans	7	10	7	7	3	—	34	FG Hartley 20 at 10:33	
* DALLAS	0	14	3	14	0	—	31		
Oct. 5, 2014 at AT&T Stadium									
*New Orleans	0	0	7	10	0	—	17		
DALLAS	0	3	7	7	3	—	20	FG Bailey 49 at 5:10	
Oct. 27, 2014 at AT&T Stadium									
*Washington	3	0	7	7	3	—	20	FG Forbath 40 at 5:17	
DALLAS	0	7	3	7	0	—	17		
Oct. 4, 2015 at Mercedes-Benz Superdome									
DALLAS	3	7	3	7	0	—	20		
*New Orleans	7	0	6	7	6	—	26	Spiller 80 pass from Brees at 14:47	
Nov. 8, 2015 at AT&T Stadium									
*Philadelphia	0	7	7	13	6	—	33	Matthews 41 pass from Bradford at 10:59	
DALLAS	7	0	7	13	0	—	27		

*Won toss to begin overtime
Bold indicates Dallas win

Cowboys in the Hall of Fame

Fifteen members of the Pro Football Hall of Fame in Canton, Ohio, have been elected based on their accomplishments with the Cowboys – Bob Lilly in 1980, Roger Staubach in 1985, Tom Landry in 1990, Tex Schramm in 1991, Tony Dorsett and Randy White in 1994, Mel Renfro in 1996, Troy Aikman and Rayfield Wright in 2006, Michael Irvin in 2007, Bob Hayes in 2009, Emmitt Smith in 2010, Deion Sanders in 2011, Larry Allen in 2013 and Charles Haley in 2015. In addition, seven others with ties to the Cowboys have also been enshrined in Canton: Herb Adderley (1980), Lance Alworth (1978), Mike Ditka (1988), Forrest Gregg (1977), Tommy McDonald (1998), Bill Parcells (2013) and Jackie Smith (1994).



8

★ TROY AIKMAN ★ Quarterback, 1989-2000 INDUCTED – 2006

In 12 NFL seasons, Troy Aikman became one of the game's great quarterbacks. As just the third player in NFL history to lead a team to three Super Bowl victories, Aikman rewrote virtually every passing record in Cowboys history. He closed his career with 94 regular season wins, including 90 in the decade of the 1990s – making him the winningest starting quarterback of any decade in NFL history to that point (Joe Montana held the record with 86 wins in the 1980s).

Along with that mark, Aikman held or was tied for 47 Dallas passing records, including the club's career records for attempts (4,715), completions (2,898), passing yards (32,942), touchdowns (165) and completion percentage (61.5% – third best in NFL history at the time of his retirement). He also posted a club-high 13 regular season 300-yard passing games during his career.

Along the way to these marks, Aikman guided Dallas from the cellar of 1-15 in 1989 to six NFC East titles (1992-96 and 1998), four NFC Championship Games (1992-95) and three Super Bowl titles (XXVII, XXVIII and XXX). He was one of the game's most accurate passers, completing at least 60 percent of his passes in 98-of-165 career games. In the postseason, he reached the 60% completion mark in 12-of-16 games. He completed 70 percent or more of his passes 42 times in his career, with Dallas posting a 37-5 record in those games, and he produced the top six single-season completion percentages in club history.

With his passing accuracy, Aikman was able to establish a club-record with a career interception rate of 2.99%. Although not known for his fleet feet, Aikman successfully ran for a first down 49-of-72 times on third or fourth down during career. That ability to avoid the sack also allowed him to post the highest career pass attempts per sack ratio (19.2) in team history. Despite winning just one of his first 15 NFL starts, Aikman went on to start a club-record 180 games (165 regular season) at quarterback and post a 105-75 (.583) record, which includes an impeccable 11-4 mark in the postseason – 3-0 in the Super Bowl.

For his career, Aikman led the Cowboys from behind 16 times in the fourth quarter, including six times in the final two minutes. Another six times, he led the team to wins after the score was tied in the fourth quarter. Five of his game-winning drives came in overtime.

In the postseason Aikman truly shined. His four 300-yard passing days were the third best total in NFL history, and he holds the club records for postseason pass attempts (502), completions (320), yards (3,849), and completion percentage (63.7%). In addition, Aikman's 23 career postseason passing touchdowns was just one shy of Staubach's club record of 24.

The first overall choice in the 1989 draft out of UCLA, Aikman completed 64.8 percent of his passes for 5,298 yards and 41 touchdowns while throwing only 17 interceptions in two seasons as the starter. He finished his career as the third rated passer in NCAA history. The All-America led the Bruins to a 20-4 record, including wins in the 1987 Aloha Bowl and the 1989 Cotton Bowl. He transferred to UCLA - where he received his degree in sociology in June, 2009 - after two seasons at Oklahoma (1984-85).

Aikman was born Nov. 21, 1966 in West Covina, Cal.

AIKMAN'S ACCOMPLISHMENTS

- ★ 6-Time Pro Bowl selection
- ★ MVP of Super Bowl XXVII
- ★ Super Bowl XXVII, XXVIII and XXX titles
- ★ 3 NFC Titles
- ★ 6 NFC East Titles
- ★ 1997 NFL Man of the Year
- ★ Held or tied for 47 club passing records
- ★ UCLA Hall of Fame

AIKMAN'S CAREER PASSING TOTALS

Year Team	Starting Record	Att	Com	Comp %	Yards	TD	Int	Long	Sacks/Yards	Rating
1989 Dallas.....	0-11	293	155	52.9	1,749	9	18	75t	19/155	55.7
1990 Dallas.....	7-8	399	226	56.6	2,579	11	18	61t	39/288	66.6
1991 Dallas.....	7-5	363	237	65.3	2,754	11	10	61	32/224	86.7
1992 Dallas.....	13-3	473	302	63.8	3,445	23	14	87t	23/112	89.5
1993 Dallas.....	11-3	392	271	69.1	3,100	15	6	80t	26/153	99.0
1994 Dallas.....	10-4	361	233	64.5	2,676	13	12	90	14/59	84.9
1995 Dallas.....	12-4	432	280	64.8	3,304	16	7	50	14/89	93.6
1996 Dallas.....	10-5	465	296	63.7	3,126	12	13	61	18/120	80.1
1997 Dallas.....	6-10	518	292	56.4	3,282	19	12	64t	33/269	78.0
1998 Dallas.....	7-4	315	187	59.4	2,330	12	5	67t	9/58	88.5
1999 Dallas.....	7-7	442	263	59.5	2,964	17	12	90t	19/130	81.1
2000 Dallas.....	4-7	262	156	59.5	1,632	7	14	48	13/91	64.3
Totals	94-71	4,715	2,898	61.5	32,942	165	141	90t	259/1,748	81.6

Playoffs	Starting Record	Att	Com	Comp %	Yards	TD	Int	Long	Sacks/Yards	Rating
1991 Dallas.....	0-1	16	11	68.8	114	0	1	25	3/26	63.0
1992 Dallas.....	3-0	89	61	68.5	795	8	0	70	7/43	126.4
1993 Dallas.....	3-0	82	61	74.4	686	5	3	35	7/28	104.0
1994 Dallas.....	1-1	83	53	63.9	717	4	4	94t	5/35	87.3
1995 Dallas.....	3-0	80	53	66.3	717	4	1	47	4/25	106.1
1996 Dallas.....	1-1	65	37	56.9	343	1	4	23	3/26	51.0
1998 Dallas.....	0-1	49	22	44.9	191	1	3	19	4/27	37.0
1999 Dallas.....	0-1	38	22	57.9	286	0	1	45	1/8	70.7
Totals	11-5	502	320	63.7	3,849	23	17	94t	34/218	88.3



73

★ LARRY ALLEN ★
Guard/Tackle, 1994-2005
INDUCTED – 2013

As a member of the NFL's All-Decade team for the 1990s and 2000s, Larry Allen was widely recognized as one of the NFL's premier offensive linemen, and he established himself as one of the most decorated offensive players in Dallas Cowboys and NFL history.

In 14 NFL seasons since being drafted in the second round out of Sonoma State, Allen was named to more Pro Bowls (10) than any other offensive player in Cowboys history. He also earned another Pro Bowl berth in 2006 while finishing his career with the San Francisco 49ers, bringing his Pro Bowl total to 11 selections. He was also named All-Pro seven times, six times at guard (1995-97, 1999-01) and once at tackle (1998). With his Pro Bowl selection at tackle in 1998, he became just the third player in league history to be selected to the Pro Bowl at more than one offensive line position during his career, joining Bruce Matthews (guard/center) and Chris Hinton (guard/tackle).

An ankle injury in the second week of the 2002 season limited Allen to five games and snapped his seven-year string of trips to the Pro Bowl, the fourth-longest streak in club history and the standard for Pro Bowl selections by a Dallas offensive lineman. Allen fully recovered from his injury and earned his eighth Pro Bowl selection in 2003, tying Emmitt Smith as the only Dallas offensive player to be selected to eight Pro Bowls. In 2004, he earned his ninth trip to Hawaii. Allen is tied with Mel Renfro (10) for the second-most Pro Bowl selections by a Cowboy, with both players trailing Bob Lilly (11).

He played all but one position along the offensive line in his 12 seasons in Dallas, moving between right tackle (1994), right guard (1995-97), left tackle (1997-98) and left guard (1999-03). During his illustrious career in Dallas, Allen was a member of an offensive unit that posted the four lowest sacks allowed totals in club history with 18 in 1995, 19 in 1996 and 1998, and 20 in 1994. He also played a very important part in Smith's race toward the all-time NFL rushing mark, having blocked for eight of Smith's 11 1,000-yard rushing seasons. Smith gained 11,463 of his 17,162 career yards with Dallas after Allen joined the Cowboys in 1994 and was a pivotal member of the Super Bowl XXX Champion team in 1995.

With a career-best bench press of 700 pounds and a squat lift of 900 pounds, Allen is also considered to be the strongest man to ever play professional football. After missing most of 2002 with a sprained left ankle that required surgery to remove bone spurs, Allen went on to start 48 straight games before signing and playing for two seasons (2006-07) with San Francisco where he started the final 27 games of his career. Allen started 197-of-203 career games played.

ALLEN'S ACCOMPLISHMENTS:

- ★ 11-time Pro Bowl selection
- ★ 7-time All Pro
- ★ Super Bowl XXX title
- ★ 2 NFC Championships
- ★ 4 Division Titles
- ★ 1990s and 2000s member of NFL's All-Decade Teams
- ★ Blocked for eight of Emmitt Smith's 11 1,000-yard seasons



Larry Allen became the second Cowboys offensive lineman selected to both the Pro Football Hall of Fame and the Ring of Honor at AT&T Stadium. He joined Rayfield Wright as the only two.



33

★ TONY DORSETT ★ Running Back, 1977-87 INDUCTED – 1994

Tony Dorsett arrived in Dallas in 1977 via a draft-day deal the Cowboys swung with the Seattle Seahawks for the sole intention of selecting the Heisman Trophy winner from the University of Pittsburgh. Then Cowboys president and General Manager Tex Schramm paid what seemed like a bundle for the right to draft Dorsett: one first-round, and three second-round choices. Following an 11-year career in Dallas, he indeed proved to be a steal of a deal for an eventual Pro Football Hall of Fame player.

The Dorsett deal paid dividends in his very first year with the Cowboys, the four-time All-American picked up where he left off in college, rushing for 1,007 yards to earn NFL Offensive Rookie of the Year honors and set the rushing bar for rookie running backs in Dallas.

"A lot of the people said I wouldn't last in this league," Dorsett said in 1987. "I was the skinny little kid from Aliquippa, Pa., who wasn't supposed to make it."

Dorsett did make it, in fact he became one of the greatest running backs in NFL history. On Sept. 26, 1988 while playing his final NFL season with the Denver Broncos, Dorsett moved into second place on the NFL all-time rushing list with 12,306 rushing yards, and eventually finished his career with 12,739 yards. At the time, Dorsett trailed only Walter Payton when he retired after suffering a knee injury the following summer, but now ranks eighth behind Emmitt Smith, Payton, Barry Sanders, Curtis Martin, LaDainian Tomlinson, Jerome Bettis and Eric Dickerson.

By the time Dorsett completed his 12-year career, he had collected a victory in Super Bowl XII, four Pro Bowl selections, one All-Pro honor and three All-NFC selections.

One of the most notable moments of Dorsett's career came on Jan. 2, 1983, before a Monday Night Football television audience playing against the Minnesota Vikings. Dorsett received a handoff from quarterback Danny White and proceeded to run 99-yards for a touchdown, thus recording an unbreakable NFL record. Dorsett's greatest season came in 1981 when he rushed for 1,646 yards, a franchise record at the time, a total that now ranks third to only Emmitt Smith's two, 1,700-yard seasons.

"When he came to us, we hadn't had a strong running attack for about three years," Hall of Fame quarterback Roger Staubach once said. "Tony Dorsett is one of the greatest backs in NFL history."

Dorsett was the Heisman Trophy winner in 1976 and was the first Pitt football player to have his jersey retired. Dorsett left Pitt as a four-time All-American and four-time 1,000-yard rusher. His final collegiate highlight was a 27-3 victory over Georgia in the Sugar Bowl to claim the national title.

In 1994 Dorsett became the ninth Cowboys player inducted into the Ring of Honor, and that same year he was inducted into the Pro Football Hall of Fame.

He was born April 7, 1954, in Rochester, Pa.

DORSETT'S ACCOMPLISHMENTS:

- ★ 4-Time Pro Bowl selection
- ★ 1-Time All-Pro
- ★ NFL Offensive Rookie of the Year
- ★ 3 All-NFC selections
- ★ Super Bowl XII Title
- ★ NFL Record 99-yard TD Run (Jan. 3, 1983 at Minnesota)
- ★ 8th All-Time NFL Career Rushing (12,739)
- ★ 1976 Heisman Trophy (University of Pittsburgh)

DORSETT'S CAREER TOTALS

Year Team	GP	Att	RUSHING				RECEIVING				
			Yds	Avg	Long	TD	Rec	Yds	Avg	Long	TD
1977 Dallas	14	208	1,007	4.8	84t	12	29	273	9.4	23	1
1978 Dallas	16	290	1,325	4.6	63	7	37	378	10.2	91t	2
1979 Dallas	14	250	1,107	4.4	41	6	45	375	8.3	32	1
1980 Dallas	15	278	1,185	4.3	56	11	34	263	7.7	27	0
1981 Dallas	16	342	1,646	4.8	75t	4	32	325	10.2	73t	2
1982 Dallas	9	177	745	4.2	99t	5	24	179	7.5	18	0
1983 Dallas	16	289	1,321	4.6	77	8	40	287	7.2	24	1
1984 Dallas	16	302	1,189	3.9	31t	6	51	459	9.0	68t	1
1985 Dallas	16	305	1,307	4.3	60t	7	46	449	9.8	56t	3
1986 Dallas	13	184	748	4.1	33	5	25	267	10.7	30t	1
1987 Dallas	12	130	456	3.5	24	1	19	177	9.3	33	1
1988 Denver	16	181	703	3.9	26	5	16	122	7.6	16	0
Totals	173	2,936	12,739	4.3	99t	77	398	3,554	8.9	91t	13



94

★ CHARLES HALEY ★

Defensive End, 1992-1996

INDUCTED – 2013

One of the most gifted pass rushers in his time in the NFL, Charles Haley left Dallas as the only player in league history to collect five Super Bowl rings. A mainstay on the Cowboys defensive line since arriving in Dallas via a trade with San Francisco in 1992, Haley earned his final ring in a 27-17 win over Pittsburgh in Super Bowl XXX. As a starter on Super Bowl contenders from his first day in the league, Haley played on 11 playoff teams in his 12 years in the league. Haley joined the San Francisco 49ers in 1986 as the team's fourth round draft pick and developed into one of the NFL's most devastating pass rushers during a career split between the 49ers and Dallas.

Haley was a member of two 49ers championship teams (Super Bowls XXIII and XXIV) before his trade to Dallas. He earned three more Super Bowl rings during his first four seasons with the Cowboys.

Haley began his NFL career at linebacker and led San Francisco in sacks in each of his first six seasons. He recorded four double-digit sack totals with the 49ers, including 12 sacks as a rookie and a career-high and NFC-leading 16 sacks in 1990. He was moved to defensive end after his trade to Dallas and continued to excel at pressuring the quarterback. He added two more double-digit sack seasons in 1994 and 1995. Haley then suffered a serious back injury in 1996 that limited him to just five games. He retired after undergoing surgery. However, after a two-year hiatus, Haley re-signed with the 49ers as a backup defensive end for two playoff games in 1998. He came back to play one final season in 1999 and added three sacks to his career total.

When he walked away for the final time, Haley had amassed 100.5 sacks during his 169-game career. He was twice named NFC Defensive Player of the Year (1990 and 1994), voted to five Pro Bowls and named All-Pro two times, once as a linebacker and once as a defensive end. He played in six NFC championship games over a seven-season period. He started at left outside linebacker for the 49ers in the 1988, 1989, and 1990 games and at right defensive end for the Cowboys in the conference championships in 1992, 1993, and 1994. He was inactive for the Cowboys victory in the 1995 NFC Championship Game.

Haley was a member of 10 division championship teams during his 12-season NFL career. His final season marked the only year he played on a team with a losing record. Prior to that, the fewest number of wins in a season any 49ers and Cowboys team recorded with Haley on the roster was 10.

HALEY'S ACCOMPLISHMENTS:

- ★ Super Bowl XIII, XXIV, XXVII, XXVIII and XXX titles
- ★ 5-time Pro Bowl selection
- ★ 2-time All Pro
- ★ 19th player in NFL history to top 100 career sacks
- ★ 2-time NFC Defensive Player of the Year (1990 and 1994)

HALEY'S CAREER TOTALS

		DEFENSE								INTERCEPTIONS					FUMBLES REC					
		Tkl/ Ls																		
Year Team	GP-GS	ST	AT	TT	Sks	Prs	PBU	FF	No	Yds	Avg	Lg	TD	No	Yds	Avg	Lg	TD		
1986 San Francisco	16-1	49	10	--	59	12.0	-	3	4	1	8	8.0	8	0	1	0	0.0	0	0	
1987 San Francisco	12-2	21	4	--	25	6.5	-	3	1	0	0	0.0	0	0	0	0	0.0	0	0	
1988 San Francisco	16-14	50	19	--	69	11.5	-	4	1	0	0	0.0	0	0	2	0	0.0	0	0	
1989 San Francisco	16-16	43	14	--	57	10.5	-	6	3	0	0	0.0	0	0	1	3	3.0	3t	1	
1990 San Francisco	16-16	52	6	--	58	16.0	-	9	3	0	0	0.0	0	0	1	0	0.0	0	0	
1991 San Francisco	14-14	46	7	--	53	7.0	-	6	2	0	0	0.0	0	0	1	3	3.0	3	0	
1992 Dallas	15-13	21	18	--	39	6.0	2(-3)	42	2	0	0	0.0	0	0	0	0	0.0	0	0	
1993 Dallas	14-11	30	11	--	41	4.0	6(-17)	28	2	0	0	0.0	0	0	1	0	0.0	0	0	
1994 Dallas	16-16	49	19	--	68	12.5	9(-22)	52	2	1	1	1.0	1	0	0	0	0.0	0	0	
1995 Dallas	13-11	30	5	--	35	10.5	1(-3)	33	1	2	0	0	0.0	0	0	0	0.0	0	0	
1996 Dallas	5-5	7	0	--	7	1.0	2(-6)	5	0	1	0	0	0.0	0	0	0	0.0	0	0	
1998 San Francisco	0-0	0	0	--	0	0.0	-	0	0	0	0	0.0	0	0	0	0	0.0	0	0	
1999 San Francisco	16-0	7	1	--	8	3.0	-	3	0	0	0	0.0	0	0	0	0	0.0	0	0	
Totals	169-119	405	114	--	519	100.5	20(-51)	160	41	25	2	9	4.5	8	0	7	6	0.6	3t	1



22

★ BOB HAYES ★ Wide Receiver, 1965-74 INDUCTED – 2009

In his 10 seasons with the Dallas Cowboys, "Bullet" Bob Hayes revolutionized the wide receiver position and the way defenses would play in the NFL. He began his 11-year NFL career after winning two Olympic gold medals at the 1964 Olympic Games in Tokyo, Japan. He tied the world record (10.06 seconds) in the 100-meter dash and claimed his second gold medal running the anchor leg of the 400-meter relay to earn the title of "The World's Fastest Human."

He arrived in Dallas in similar fashion to become – and remain – the only rookie in franchise history to ever lead the team in receptions (46), receiving yards (1,003) and a rookie club record of 12 touchdown catches. His 12 touchdown receptions as a rookie are currently tied for fourth in league history. His speed and threat of being able to go long forced teams to install the zone defense to corral Hayes.

Hayes finished his Cowboys career with 365 catches (seventh), for 7,295 yards (fifth) and 71 touchdowns (first). In club record books, Hayes still holds team receiving marks for most points in a game (24, tied), most touchdowns in a game (four, tied), most receptions by a rookie, season (46), most receptions by a rookie, game (eight, tied), yards, game (246), longest reception (95t), highest career receiving average (20.0), highest single-season receiving average (26.1), touchdowns in a season (71), touchdowns in a season by a rookie (12) and touchdowns in a game (four, tied). Hayes was also a threat as a punt returner, returning 104 punts (fourth in team history) for 1,158 yards (fourth) and three touchdowns (tied for second). His 11.1 yard-per-return average is second in team record books only to Deion Sanders (13.3).

Hayes was a three-time Pro Bowl selection and became just the third rookie in club history (Don Perkins – 1961 and Mel Renfro – 1964) to be named to the Pro Bowl. He also earned All-Pro selections four times (1965-68) and was inducted into the Dallas Cowboys Ring of Honor in a halftime celebration against San Diego on Sept. 23, 2001.

Hayes split his time between football and track and field at Florida A&M where he became famous as the "World's Fastest Human." In 1963 he set the world record (9.1 seconds) in the 100-yard dash, a record that stood for 11 years.

Hayes was born December 20, 1942

HAYES' ACCOMPLISHMENTS:

- ★ 3-Time Pro Bowl selection
- ★ Super Bowl VI title
- ★ 2 Eastern Conference Titles
- ★ 2 NFC East titles
- ★ 2 NFC titles
- ★ Holds or tied for 11 club records
- ★ 2 Capitol Division Titles
- ★ Won two Olympic gold medals at the 1964 Olympic Games in Tokyo, Japan.
- ★ He tied the then world record (10.06 seconds) in the 100-meter dash

HAYES' CAREER TOTALS

Year Team	GP	Rec	RUSHING				Ret	Yds	PUNT RETURNS				TD
			Yds	Avg	Long	TD			Avg	FC	Long	TD	
1965 Dallas.....	13	46	1,003	21.8	82t	12	12	153	12.8	2	47	0	
1966 Dallas.....	14	64	1,232	19.3	95t	13	17	106	6.2	4	18	0	
1967 Dallas.....	13	49	998	20.4	64t	10	24	276	11.5	6	69t	1	
1968 Dallas.....	14	53	909	17.2	54t	10	15	312	20.8	10	90t	2	
1969 Dallas.....	10	40	746	18.7	67t	4	18	178	9.9	5	50	0	
1970 Dallas.....	13	34	889	26.1	89t	10	15	116	7.7	7	34	0	
1971 Dallas.....	14	35	840	24.0	85t	8	1	5	5.0	0	5	0	
1972 Dallas.....	12	15	200	13.3	29	0	0	0	0.0	0	0	0	
1973 Dallas.....	13	22	360	16.4	47	3	0	0	0.0	0	0	0	
1974 Dallas.....	12	7	118	16.9	35t	1	2	11	5.5	0	6	0	
1975 San Francisco...4		6	119	19.8	36	0	0	0	0.0	0	0	0	
Totals	132	371	7,414	20.0	95t	71	104	1,158	11.1	34	90t	3	
Playoffs													
1966 Dallas.....	1	1	1	1.0	1	0	3	-9	-3.0	0	1	0	
1967 Dallas.....	2	8	160	20.0	86t	1	3	141	47.0	2	68	0	
1968 Dallas.....	1	5	83	16.6	29	0	0	0	0.0	2	0	0	
1969 Dallas.....	1	4	44	11.0	17	0	0	0	0.0	0	0	0	
1970 Dallas.....	3	2	61	30.5	41	0	4	17	4.3	2	8	0	
1971 Dallas.....	3	7	76	10.9	18	1	2	2	1.0	3	3	0	
1972 Dallas.....	2	1	13	13.0	13	0	0	0	0.0	0	0	0	
1973 Dallas.....	2	3	54	18.0	29	0	0	0	0.0	0	0	0	
Totals	15	31	492	15.9	86t	2	12	151	12.6	9	68	0	



88

★ MICHAEL IRVIN ★ Wide Receiver, 1988-99 INDUCTED – 2007

Despite having his career cut short due to a spine injury, Michael Irvin left the NFL following the 1999 season owning or tied for 20 Cowboys receiving records. Those marks included career receptions (750), yardage (11,904) and 100-yard receiving games (47). During his illustrious career, Irvin also etched his name in the NFL record books. In league history, only Jerry Rice (12) and Steve Largent (8) had recorded more 1,000-yard receiving seasons than the seven produced by Irvin at the time of his retirement. His 11 100-yard receiving games during the 1995 season is still the NFL standard, as is the seven consecutive 100-yard games he produced that same year. Irvin's 47 career 100-yard receiving games still stands as the third-most in NFL history, behind Rice (65) and Don Maynard (50), and the Cowboys posted a 36-11 record when Irvin topped the 100-yard mark. In the 1990s, Irvin's consistent ability to achieve at the highest level established his place among the game's elite receivers. He finished his career tied with Charlie Joiner for tenth in NFL history on the all-time reception list, and he was ninth in league history in receiving yardage.

Irvin was selected to five Pro Bowls between 1991-98, giving him two more Pro Bowl appearances than any other wide receiver in club history. He is one of only two Cowboys players (Jason Witten 2007-11) to top 75 catches in five straight seasons (1991-1995), and his reception and yardage totals for six of the years between 1991-98 represent six of the top nine single-season performances in club history: 1997 (75 receptions for 1,180 yards); 1995 (111 for 1,603); 1994 (79 for 1,241), 1993 (88 for 1,330), 1992 (78 for 1,396) and 1991 (93 for 1,523). Irvin also stands alone as the club record holder in terms of most consecutive seasons leading the team in receptions (eight, 1991-98) and most total seasons leading the club in receptions (eight). He led or tied for the team lead in catches in 85 of his last 130 regular season games. Including playoff games, he had a catch of 20-yards-or-more in 121 of the 175 NFL games he played. Irvin's career receiving average of 15.9 is the fourth highest in team history, and he is second on the club's all-time receiving touchdown list with 65 - trailing only Bob Hayes (71).

Of his 750 career regular season catches, 95 went for 20-29 yards, 38 for 30-39, 18 for 40-49, 10 for 50-59 and nine for 60 yards-or-more. After entering the League in 1988, he started 147-of-159 regular season games (163-of-175 including playoffs). Irvin did not miss a start due to injury after the 1990 season, when he was overcoming a 1989 knee injury. Always a clutch performer, he became Troy Aikman's go-to guy on third or fourth down and prospered, leading the team in catches on third or fourth down for first downs in '92 (22), '93 (16), '94 (20), '95 (27), '97 (23) and '98 (16). He had 165 first down catches on third or fourth down in his last 121 games and 185 after returning from the knee injury in 1990.

His performance in the postseason was every bit as impressive as his consistent play throughout the regular season. His six career 100-yard receiving days in the postseason are two shy of the NFL mark of eight by Jerry Rice. Irvin's 87 postseason receptions place him second in NFL playoff history behind Rice (151) and his 1,315 postseason receiving yards also ranks second in league annals behind Rice (2,245).

Irvin was the 11th overall choice in 1988 draft out of Miami, Florida, where in just three seasons as a starter he set career records for catches (143), receiving yards (2,423) and touchdown receptions (26).

Irvin was born March 3, 1966.

IRVIN'S ACCOMPLISHMENTS:

- ★ 5-Time Pro Bowl selection
- ★ Super Bowl XXVII, XXVIII and XXX titles
- ★ 3 NFC Titles
- ★ 6 NFC East Titles
- ★ Holds or ties for 20 club receiving records
- ★ 1991 NFL Alumni Wide Receiver of the Year
- ★ 1992 Pro Bowl Most Valuable Player
- ★ Set an NFL record with 11 100-yard receiving games in 1995

IRVIN'S COWBOYS TOTALS

Year Team	GP-GS	RUSHING				
		Rec	Yds	Avg	Long	TD
1988 Dallas.....	14-10	32	654	20.4	61t	5
1989 Dallas.....	6-6	26	378	14.5	65t	2
1990 Dallas.....	12-7	20	413	20.7	61t	5
1991 Dallas.....	16-16	93	1,523	16.4	66t	8
1992 Dallas.....	16-14	78	1,396	17.9	87t	7
1993 Dallas.....	16-16	88	1,330	15.1	61t	7
1994 Dallas.....	16-16	79	1,241	15.7	65t	6
1995 Dallas.....	16-16	111	1,603	14.4	50	10
1996 Dallas.....	11-11	64	962	15.0	61	2
1997 Dallas.....	16-16	75	1,180	15.7	55	9
1998 Dallas.....	16-15	74	1,057	14.3	51	1
1999 Dallas.....	4-4	10	167	16.7	37t	3
Totals	159-147	750	11,904	15.9	87t	65
Playoffs						
1991 Dallas.....	2-2	9	167	18.6	25	0
1992 Dallas.....	3-3	18	288	16.0	33	2
1993 Dallas.....	3-3	16	215	13.4	27	1
1994 Dallas.....	2-2	18	303	16.8	53t	2
1995 Dallas.....	3-3	13	185	14.2	36t	3
1996 Dallas.....	2-2	9	125	13.9	22	0
1998 Dallas.....	1-1	4	32	8.0	11	0
Totals	16-16	87	1,315	15.1	53	8





★ TOM LANDRY ★

Head Coach, 1960-88

INDUCTED – 1990

Tom Landry paced the sidelines as the "only head coach" in Dallas Cowboys history for 29 years in his trademark fedora. By the time Landry's coaching career ended following the 1988 season, he had compiled a 270-178-6 record, the third most wins in NFL history.

That distinguished career was good enough for Landry to gain entry into the Pro Football Hall of Fame in 1990 and the Cowboys Ring of Honor in 1993, thanks to leading the Cowboys to two Super Bowl titles, five Super Bowl appearances, five NFC Championships, 13 division titles and an incredible 20 consecutive winning seasons.

"This team has always played for me," Landry said. "That was the key to why I continued coaching. If they wouldn't play for me, I would have been out a long time ago. They always played hard and tried hard."

Landry's head coaching career did not start out very smoothly, coming over from the N.Y. Giants staff to take over the expansion Cowboys in 1960. That first year ended with an 0-11-1 in 1960, the tie coming against Landry's former team the Giants, preventing the Cowboys from going winless. The Cowboys went on to suffer through losing seasons in the first five years, before going 7-7 in 1965.

But from that point on, Landry turned the franchise into "America's Team," the Cowboys reeling off 20 consecutive winning seasons from 1966-85, one of the longest winning streaks in all of professional sports.

As a player-coach with the Giants before coming to the Cowboys, Landry helped to develop what would eventually become a base defense in the NFL, the 4-3. It was innovations like this that caught the attention of Cowboys owner Clint Murchison Jr. and president Tex Schramm when it came time to select the franchise's first head coach.

As head coach of the Cowboys, Landry introduced more innovations to the game, including offensive motion. Very seldom did the Cowboys run a play from the formation they initially lined up in after breaking the huddle. Landry brought back the shotgun formation, popularized situational substitutions and concocted the "Flex" defense.

Walking the sidelines characteristically stoic, Landry was always thinking a couple of plays ahead and what the long-term effects of each play he called might be. He coached football as if it were a chess match, positioning his team in the best way to win in the end. And in the end, no one coached with more success for a longer period of time than Landry. That success was the impetus for Landry's induction into Pro Football Hall of Fame less than two years after he coached his last game.

The legendary coach, born Sept. 11, 1924, in Mission, Texas, died Feb. 12, 2000 of leukemia.

LANDRY'S ACCOMPLISHMENTS:

- ★ 20 Consecutive Winning Seasons (1966-85)
- ★ Super Bowl VI and XII Titles
- ★ 2 NFL Championship game appearances
- ★ 5 NFC Titles
- ★ 13 Divisional Titles
- ★ 1966 NFL Coach of the Year
- ★ 1975 NFC Coach of the Year

LANDRY'S CAREER TOTALS

Year	W	L	T	Pct	Place	Playoff
1960	0	11	1	.000	7 NFL-East	-
1961	4	9	1	.308	6 NFL-East	-
1962	5	8	1	.385	5 NFL-East	-
1963	4	10	0	.286	5 NFL-East	-
1964	5	8	1	.385	5 NFL-East	-
1965	7	7	0	.500	2 NFL-East	-
1966	10	3	1	.769	1 NFL-East	**0-1
1967	9	5	0	.643	1 NFL-Capitol	**1-1
1968	12	2	0	.857	1 NFL-Capitol	0-1
1969	11	2	1	.846	1 NFL-Capitol	0-1
1970	10	4	0	.714	1 NFC-East	*2-1
1971	11	3	0	.786	1 NFC-East	*3-0
1972	10	4	0	.714	2 NFC-East	1-1
1973	10	4	0	.714	1 NFC-East	1-1
1974	8	6	0	.571	3 NFC-East	-
1975	10	4	0	.714	2 NFC-East	*2-1
1976	11	3	0	.786	1 NFC-East	0-1
1977	12	2	0	.857	1 NFC-East	*3-0
1978	12	4	0	.750	1 NFC-East	*2-1
1979	11	5	0	.688	1 NFC-East	0-1
1980	12	4	0	.750	2 NFC-East	2-1
1981	12	4	0	.750	1 NFC-East	1-1
1982	6	3	0	.667	2 NFC-East	**2-1
1983	12	4	0	.750	2 NFC-East	0-1
1984	9	7	0	.563	4 NFC-East	-
1985	10	6	0	.625	1 NFC-East	0-1
1986	7	9	0	.438	3 NFC-East	-
1987	7	8	0	.467	2 NFC-East	-
1988	3	13	0	.188	5 NFC-East	-
Total	250	162	6	.605		20-16

* Super Bowl Appearance ** NFL Championship Game Appearance *** NFL strike-shortened season



74

★ **BOB LILLY** ★
Defensive Tackle, 1961-74
INDUCTED – 1980

Before earning the nickname "Mr. Cowboy," Bob Lilly was the first player ever drafted by the Dallas Cowboys in 1961. So it is fitting that Lilly not only became the first Cowboys player inducted into the Ring of Honor in 1975, but also became the franchise's first player inducted into the Pro Football Hall of Fame in 1980.

During the course of 14 seasons with the Cowboys, Lilly was named Rookie of the Year in 1961, was selected to the Pro Bowl a club-record 11-times – 10 consecutive selections between 1964-74 – was named to the All-Pro team seven times and played in two Super Bowls, including the club's very first Super Bowl victory, 24-3 over Miami in Super Bowl VI.

As the foundation of the famed "Doomsday Defense," Lilly's intensity was readily apparent in an infamous scene after the Cowboys Super Bowl V loss to the Baltimore Colts when he ripped his helmet off and hurled it into the air. The following year, the Lilly-led Cowboys defense held Miami to only a field goal in Super Bowl VI, the fewest points ever given up in Super Bowl history.

"The competition is what I love," Lilly once said. "That makes me a lot more intense. Personalities don't enter into it at all. My objective is to get the man with the ball. Nobody better get in my way."

Lilly is the Cowboys all-time leader in consecutive games played at 196, is tied for second with 14 seasons played and second all-time with 194 games started. Lilly led the Cowboys in sacks three consecutive years, beginning with his rookie season.

"A man like that comes along once in a lifetime," late Cowboys head coach Tom Landry said in 1972. "He is something a little bit more than great. Nobody is better than Bob Lilly."

Lilly was a two-time All-American defensive end at Texas Christian University and a two-time all-Southwest Conference team selection.

He was born July 26, 1939, in Olney, Texas.

LILLY'S ACCOMPLISHMENTS:

- ★ 11-Time Pro Bowl selection (Franchise Record)
- ★ 7-Time All-Pro
- ★ NFL 75th Anniversary Team
- ★ AFL-NFL 25-year Anniversary Team
- ★ National Football Foundation Hall of Fame
- ★ Super Bowl VI Title
- ★ 2 NFC Titles
- ★ 4 Eastern Conference Titles
- ★ November 23, 1975 declared "Bob Lilly Day" in Dallas, Texas
- ★ College Football Hall of Fame



***Bob Lilly** was the first Cowboys player inducted into the Pro Football Hall of Fame in 1980.*



20

★ MEL RENFRO ★ Defensive Back, 1964-77 INDUCTED – 1996

Mel Renfro first came to the Cowboys as a highly-acclaimed running back out of the University of Oregon. But Cowboys head coach Tom Landry saw Renfro as a defensive back when they selected him in the second round of the 1964 draft.

And what a defensive back he was during his 14-year career, becoming arguably the best safety/cornerback to ever play for the Cowboys, and one of the best to ever play in the NFL. His 52 career interceptions still stand as a team record, and his 26.4-yard career kick-off-return average is second - both a tribute to his running ability.

The NFL certainly got to know Renfro in a hurry, having been elected to the Pro Bowl in each of his first 10 seasons in the NFL - the first six at free safety and the final four at cornerback. His 10 Pro Bowl appearances is second to only Bob Lilly's 11 for the Cowboys.

On top of his 10 Pro Bowls, Renfro was a four-time All-Pro, playing in four Super Bowls and eight NFC Championships. He became the fifth member of the exclusive Ring of Honor in 1981, and was finally elected to the Pro Football Hall of Fame in 1996 in his 14th year of eligibility.

Renfro's 14 seasons with the Dallas Cowboys ties him for second in club history, just one shy of the record.

While at Oregon, Renfro led the team in rushing three consecutive years and was a two-time All-American. Despite coming to the NFL as an acclaimed runner, Renfro only ran the ball eight times during his career, all in 1966. Landry saw a free safety first, Renfro spending his first six seasons at safety and the final eight at corner.

In the middle of Renfro's All-Pro 1969 season, Landry was uncharacteristically complimentary toward one of his players, calling him "the best in the league at free safety."

But the Cowboys certainly figured out a way to capitalize on Renfro's running ability, having him return punts and kickoffs early in his career. He led the NFL in kickoff and punt returns his rookie season, and had seven interceptions, returning one for a touchdown. Renfro still is tied for the franchise lead with two career touchdown returns, and his 30-yard kick-off return average in 1965 still remains as the single-season high.

But it was interceptions Renfro was best known for during his career. In his first six years at free safety, Renfro totaled 30 interceptions. His interception totals declined somewhat when Landry moved him to cornerback for good in 1970. The decline had more to do with quarterbacks' reluctance to throw his way than any diminishing skills or quickness. His 626 interception return yards still stands as a career record for the Cowboys.

That 1971 Pro Bowl possibly was the greatest indication of Renfro's all-round ability. Not only did he play cornerback, but he also returned two punts for touchdowns, leading the NFC to a 27-6 win and earning the game's Most Valuable Player award.

He was born Dec. 30, 1941, in Houston, Texas.

RENFRO'S ACCOMPLISHMENTS:

- ★ 4-Time All-Pro
- ★ 10-Time Pro Bowl selection
- ★ 3-Time All-NFC
- ★ Cowboys Career Record 52 interceptions
- ★ Cowboys Career Record 626 interception return yards
- ★ 2nd in Cowboys history with a 26.4-yard kickoff-return average
- ★ Super Bowl VI and XII Titles
- ★ 4 NFC Championships
- ★ 9 Division Titles
- ★ Consensus All-American, 1962

RENFRO'S CAREER TOTALS

Kickoff Returns				Punt Returns			
No.	Yds.	Avg.	Long	No.	Yds.	Avg.	Long
Totals.....85	2,246	26.4	100†	Totals.....109	842	7.7	69
Fumble				Interceptions			
Rec.			TD	No.	Yds.	Avg.	Long
Totals.....12			3	Totals.....52	626	12.0	90†

*Official tackle and sack stats not tabulated until 1979.



21

★ DEION SANDERS ★ Cornerback, 1995-99 INDUCTED – 2011

On Sept. 9 1995, the Dallas Cowboys made the biggest free agent move in the franchise's history by signing Deion Sanders to a long term contract. In doing so, Dallas was able to secure the services of one of the most talented cornerbacks in the history of the NFL. His stardom in the NFL was apparent from his first career game when he returned a punt 68 yards for a touchdown. More of that spectacular play continued throughout his 14-season, 188-game career. Sanders, who spent time with five different NFL teams, scored a total of six touchdowns on punt returns, three on kickoff returns, and returned nine interceptions for scores. The multi-faceted athlete also returned one fumble for a touchdown and had 60 receptions for 784 yards and three touchdowns with the Falcons (1989-1993), San Francisco 49ers (1994), Dallas Cowboys (1995-99), Washington Redskins (2000) and Baltimore Ravens (2004-05). In all, he recorded 53 interceptions including five with the Ravens when he returned to the field after a three-year retirement.

Sanders was an extremely gifted and versatile athlete, who was also a Major League Baseball player. As a baseball player, Sanders spent time with the New York Yankees (1989-90), Atlanta Braves (1991-94), Cincinnati Reds (1994-95, 1997, 2001) and San Francisco Giants (1995). He is the only man in professional sports to play in both a World Series (batting at a .533 World Series clip with Atlanta in 1992) and in the Super Bowl (with victorious San Francisco and Dallas teams following the 1994 and 1995 seasons). To further validate his versatility, Sanders is the only man in NFL history who has recorded both a pass reception – a 47-yarder, the longest completion of the game in Super Bowl XXX – and an interception – returned for 15 yards in Super Bowl XXIX – in Super Bowl action. After helping the Cowboys win Super Bowl XXX, Sanders announced on Feb. 20, 1996 that he would play football exclusively for the entire 1996 season. As a result, Sanders started 16 regular season games at cornerback and another eight at wide receiver – becoming the first two-way starter in the NFL since the Philadelphia Eagles Chuck Bednarik, who retired in 1962. At the completion of the 1996 football season, Sanders returned to baseball, signing with the Reds, and led the league in stolen bases (56) in the 1997 season before returning to football on a full-time basis in September.

He was selected to eight Pro Bowls, and became a member of the NFL's All-Decade Team of the 1990s as both a cornerback and a punt returner, leading the NFL in punt returns in 1998. He also led the NFC in kickoffs in 1992 and interceptions in 1991 and 1993. He was named first-team All-Pro nine times at cornerback in addition to receiving All-NFL acclaim by some media outlets as a kick returner in 1992 and as a punt returner in 1998. Sanders won two Super Bowls during his career. He started at right cornerback for the 49ers in their 49-26 victory over the San Diego Chargers in Super Bowl XXIX and at left cornerback in the Cowboys 27-17 win over the Pittsburgh Steelers in Super Bowl XXX.

His 23 career touchdowns (including playoffs) have been scored in the following manner: interceptions (nine), pass receptions (three), rushes (one), kickoff returns (three), punt returns (six) and fumble recoveries (one). Sanders holds the NFL record for career touchdowns scored on any type of return with 18. Perhaps the one statistic that supports Sanders' status as one of the game's greatest playmakers is his 25.1-yard career interception average on 53 career thefts (1,331 yards), ranking him sixth all-time. He retired second all-time in interception return yardage (1,331) and tied for second for most interceptions returned for a touchdown in a career (nine) and a season (three). His career-high 303 yards gained on interception returns with the 49ers in 1994 was third best ever in the NFL at the time of his retirement. He also returned three picks for touchdowns (74, 93, 90 yards) that season to become the first player ever to have two 90-yard interception returns for touchdowns in the same season. He was named the NFL's Defensive Player of the Year.

Sanders was originally drafted by Atlanta in the first round (fifth overall) of the 1989 NFL Draft out of Florida State, just behind Troy Aikman (first overall selection in 1989).

SANDERS' ACCOMPLISHMENTS:

- ★ Only man in professional sports to play in both a World Series and in a Super Bowl
- ★ 8-Time Pro Bowl selection
- ★ Member of the NFL's All-Decade Team of the 1990s as both a cornerback and a punt returner.
- ★ Named first-team All-Pro nine times at cornerback
- ★ Holds the NFL record for career touchdowns scored on any type of return with 18

SANDERS' CAREER TOTALS

		DEFENSE								RETURNS											
Year Team	GP-GS	ST	AT	TT	INT	Yds	Long	TD	PR	Yds	Avg	Lg	TD	KR	Yds	Avg	Lg	TD			
1989 Atlanta.....	15-10	28	11	-	39	5	52	22	0	28	307	11.0	68	1	35	725	20.7	72	0		
1990 Atlanta.....	16-16	31	19	-	50	3	153	82	2	29	250	8.6	79	1	39	851	21.8	50	0		
1991 Atlanta.....	15-15	35	14	-	49	6	119	55	1	21	170	8.1	23	0	26	576	22.2	100	1		
1992 Atlanta.....	13-12	44	22	-	66	3	105	55	0	13	41	3.2	14	0	40	1,076	26.7	99	2		
1993 Atlanta.....	11-10	27	7	-	34	7	91	41	0	2	21	10.5	16	0	7	169	24.1	31	0		
1994 San Francisco....	14-12	35	2	-	37	6	303	93	3	0	0	0.0	0	0	0	0	0.0	0	0		
1995 Dallas.....	9-9	22	6	-	28	2	34	34	0	1	54	54.0	54	0	1	15	15.0	15	0		
1996 Dallas.....	16-15	32	13	-	45	2	3	2	0	1	4	4.0	4	0	0	0	0.0	0	0		
1997 Dallas.....	13-12	20	9	-	29	2	81	50	1	33	407	12.3	83	1	1	18	18.0	18	0		
1998 Dallas.....	11-11	25	3	-	28	5	153	71	1	24	375	15.6	69	2	1	16	16.0	16	0		
1999 Dallas.....	14-14	39	4	-	43	3	2	2	0	30	344	11.5	76	1	4	87	21.8	31	0		
2000 Washington.....	16-15	39	7	-	46	4	91	32	0	25	185	7.4	57	0	1	-1	-1.0	-1	0		
2004 Baltimore.....	9-2	8	1	-	9	3	87	48	1	5	41	8.2	23	0	0	0	0.0	0	0		
2005 Baltimore.....	16-4	27	2	-	29	2	57	33	0	0	0	0.0	0	0	0	0	0.0	0	0		
Totals.....	188-157	412	120	-	532	53	1,331	931	9	212	2,199	10.4	831	6	155	3,523	22.7	100	3		



★ TEX SCRAMM ★ President and General Manager, 1959-89 INDUCTED – 1991

Texas Earnest Schramm Jr., better known as "Tex," rose to Professional Football Hall of Fame status during his 29 seasons as president and general manager of the Dallas Cowboys, turning a 1960 expansion franchise in Dallas into one of the most successful franchises in NFL history.

With Schramm overseeing the birth and growth of the Cowboys organization, the team reached five Super Bowls, winning two, made 18 playoff appearances and compiled an NFL-record 20 consecutive winning seasons, one of the longest such streaks in all of professional sports. Schramm was an NFL pioneer and innovator. Under his watch, the Dallas Cowboys were always on the cutting edge with revolutionary ideas and visions. He was instrumental in creating the Dallas Cowboys Cheerleaders, the first of their kind in professional football, developing the Cowboys Ring of Honor and bringing an annual Cowboys Thanksgiving Day game to the nation.

Schramm's work was not just focused on the Dallas Cowboys, as his tireless efforts changed the face of the entire NFL. He was a driving force behind the development and implementation of instant replay, giving the head referee a microphone for penalty announcements, shortening the play-clock and helping to develop the wild-card playoff system.

A tough negotiator, Schramm was the engineer in building the Cowboys foundation from the ground up. His tough stance in labor negotiations was also evident in his support for using replacement players during the 1987 NFL strike. After just three weeks, the move proved successful and the players returned to work. The benefits of this would be apparent in future years as lasting labor peace was reached with the NFL Players Association in 1992 and has continued since.

His position as chairman of the NFL Competition Committee from 1966 to 1988 aided his innovative efforts. Schramm's impact on the league was widespread, and probably his most cherished legacy since the one-time TV-executive at CBS who first came up with the idea of televising the Winter Olympics in 1960 from Squaw Valley was such a firm believer in preserving and making history.

One of Schramm's most significant accomplishments in the NFL was coordinating the merger of the established NFL and the fledgling American Football League in 1966, holding what amounted to as secret meetings with Kansas City Chiefs owner Lamar Hunt at the insistence of NFL Commissioner Pete Rozelle.

The merger of the two warring leagues led to what became known as the Super Bowl, and when the leagues combined in 1970, the most powerful sports league in the world.

After Schramm departed the Cowboys in 1989 when Jerry Jones bought the club, he went international, becoming president of the upstart World League of American Football, later to become known as NFL Europe. He was inducted into the Pro Football Hall of Fame in 1991.

"I'm not one of the great athletes like the men behind me," a jubilant Schramm said during his Hall of Fame induction speech. "But I'm thrilled to be standing in front of them. Many of the men in here were my heroes. To be rubbing shoulders with them, it's beyond my comprehension."


In all, Schramm spent 44 years of his life in professional football, starting as a sportswriter for the Austin American-Statesman in 1947 – a natural step for the California-born Schramm who earned a bachelor's degree in journalism from the University of Texas. Schramm spent 10 seasons with the Los Angeles Rams (1947-56), where Schramm first came in contact with Rozelle, who Schramm hired to be the Rams public relations director in 1952. Schramm then spent a brief period (1957-59) at CBS before being hired by Clint Murchison in 1959 to oversee the startup of the Dallas expansion franchise.

Schramm was born on June 2, 1920, in San Gabriel, Calif.

SCRAMM'S NFL LEGACY

During Schramm's 25 years as chairman of the NFL's Competition Committee, the NFL implemented the following:

Year	Contribution
1970	Moved the official game time to the scoreboard clock
1972	Moved the hash marks toward the center of the field to aid offense
1974	Implemented stricter pass defense rules to influence scoring
1974	Moved goalposts from the goal line to the end line for safety and to help offensive play
1974	Developed the sudden-death overtime concept for breaking ties
1975	Gave the referee a microphone to announce calls to the crowd and TV audiences
1977	Made defensive linemen's head slaps illegal
1979	Implemented the in-the-grasp rule to protect quarterbacks
1986	Instituted Instant Replay to aid officials
	Enabled Quarterbacks to stop the clock by throwing the ball directly into the ground



22

★ EMMITT SMITH ★ Running Back, 1990-2002 INDUCTED – 2010

In 15 seasons - 13 with Dallas - Emmitt Smith made an impact on the NFL that few players can match at any position or in any era. As the NFL's all-time leading rusher, Smith also won four NFL rushing titles, three Super Bowl titles and a league (1993) and Super Bowl (XXVIII) MVP award. He was selected to the Pro Bowl eight times, and on the club's offense, only Larry Allen (10) was selected to more in club history. Among NFL running backs, only Barry Sanders (10) was selected more times. With 975 rushing yards in 2002, Smith became just the seventh player in NFL history to carry the title of all-time rushing leader, taking that designation from Walter Payton.

After 13 seasons in Dallas, Smith had 17,162 career rushing yards, and he moved past Payton's 16,726 career yard mark in Week Eight of the 2002 season against Seattle. Smith finished his pro career with 18,355 yards and is also the NFL's career rushing touchdowns leader (164), and second in league annals in total touchdowns (175), trailing Jerry Rice by 33. The first player in NFL history to post five straight seasons with over 1,400 yards rushing, Smith, Jim Brown and LaDainian Tomlinson are the only players with seven straight 10-touchdown seasons to start their career. With 1,021 yards rushing in 2001, Smith became the first player in NFL history to rush for 1,000 yards in 11 consecutive seasons and the first to post 11 1,000-yard rushing seasons in a career.

Smith holds the NFL record for career rushing attempts with 4,409, passing Payton (3,838) in Week Three of the 2002 season. With an NFL record 25 rushing touchdowns in 1995, Smith scored 100 career touchdowns in just six seasons, originally the fastest anyone in league history had reached that mark. Smith also tied Brown's NFL record by scoring 100 touchdowns in just 93 career games. Since Smith's accomplishment, Tomlinson reached the feat in 89 games. His 25 career scores against the Arizona Cardinals is tied for the third-best total by a player against an opponent since 1970, followed by his 24 scores against Washington and the N.Y. Giants.

His value to the Cowboys success can be seen in the club's 99-26 mark (91-24 in regular season) when he carried the ball 20-or-more times a game and 64-19 record (57-19 in regular season) when he rushed for 100 yards. The century mark became a big number in Smith's career, having rushed for 100 yards in 155-of-326 games dating back to high school, including 83-of-218 games with Dallas, including playoffs. In NFL annals, Smith's 78 regular season 100-yard rushing games is a record. Included in Smith's club-record 76 100-yard rushing games are 11 of the top 15 performances in team history and 18 days with over 150 yards (the fourth highest total of 150-yard games in NFL history). Smith rushed for over 100-yards against 22 of the 32 NFL teams.

In addition, he rushed for 2,466 yards against the Philadelphia Eagles in his 15-year career, his best output against any single opponent. That total ranks second since 1970 for running backs against one team. Smith also has the third and fourth best totals in that category.

One reason Smith was such a workhorse in the Dallas offense over the years was his ability to answer the bell at game time, having started 216-of-218 career games - including playoffs. While in Dallas, he missed just four career games due to injury, and it was that durability that enabled Smith to lead the Cowboys in 178 of his 201 career regular season games. The lack of decline in Smith's game is also evidenced by the fact that he had rushed for 5,928 yards from 1998-2002 - the fifth highest yardage total in the NFL over that time span. His 41 rushing touchdowns during his last five years in Dallas was the third-best figure in the league.

Not limited to rushing and scoring, Smith is fourth on the Cowboys all-time reception list with 486 career catches, trailing Drew Pearson (489) by three receptions. Smith is one of only six NFL players who have amassed over 9,000 career-rushing yards and 500 career receptions. He is second on the NFL's yards from scrimmage list and fourth on the NFL's all-time combined yardage list with 20,174 yards.


Smith was born on May 15, 1969 in Pensacola, Fla.

SMITH'S ACCOMPLISHMENTS:

- ★ 8 -Time Pro Bowl selection
- ★ League (1993) and Super Bowl MVP (XXVIII)
- ★ 4 - NFL rushing titles (91,92,93,95)
- ★ NFL record holder for 1,000 yard seasons (11)
- ★ Super Bowl XXVII, XXVIII, XXX titles
- ★ NFL all-time leading rusher (18,355)
- ★ NFL career rushing touchdowns leader (164)
- ★ 1990 NFL Rookie of the Year

SMITH'S CAREER TOTALS

Year Team	GP-GS	RUSHING					RECEIVING				
		Att	Yds	Avg	Long	TD	Rec	Yds	Avg	Long	TD
1990 Dallas	16-15	241	937	3.9	48t	11	24	228	9.5	57	0
1991 Dallas	16-16	365	1,563	4.3	75t	12	49	258	5.3	14	1
1992 Dallas	16-16	373	1,713	4.6	68t	18	59	335	5.7	26t	1
1993 Dallas	14-13	283	1,486	5.3	62t	9	57	414	7.3	86	1
1994 Dallas	15-15	368	1,484	4.0	46	21	50	341	6.8	68	1
1995 Dallas	16-16	377	1,773	4.7	60t	25	62	375	6.0	40	0
1996 Dallas	15-15	327	1,204	3.7	42	12	47	249	5.3	21	3
1997 Dallas	16-16	261	1,074	4.1	44	4	40	234	5.9	24	0
1998 Dallas	16-16	319	1,332	4.2	32	13	27	175	6.5	24	2
1999 Dallas	15-15	329	1,397	4.2	63t	11	27	119	4.4	14t	2
2000 Dallas	16-16	294	1,203	4.1	52	9	11	79	7.2	19	0
2001 Dallas	14-14	261	1,021	3.9	44	3	17	116	6.8	22	0
2002 Dallas	16-16	254	975	3.8	30t	5	16	89	5.6	17	0
2003 Arizona	10-5	90	256	2.8	22	2	14	107	7.6	36	0
2004 Arizona	15-15	267	937	3.5	29t	9	15	105	7.0	18	0
Totals	226-219	4,409	18,355	4.2	75t	164	515	3,224	6.3	86	11
Playoffs											
1991 Dallas	2-2	41	185	4.5	19	1	1	2	2.0	19	0
1992 Dallas	3-3	71	336	4.7	38	3	13	86	6.6	38	1
1993 Dallas	3-3	66	280	4.2	15t	3	13	138	10.6	15t	1
1994 Dallas	2-2	27	118	4.4	14	3	4	8	2.0	5	0
1995 Dallas	3-3	74	298	4.0	25	6	6	60	10.0	22	0
1996 Dallas	2-2	39	196	5.0	37t	2	7	24	3.4	15	0
1998 Dallas	1-1	16	74	4.6	13	0	1	10	10.0	10	0
1999 Dallas	1-1	15	99	6.6	65	1	1	14	14.0	14	0
Totals	17-17	349	1,586	4.5	65	19	46	342	7.4	22	2



12 ★ ROGER STAUBACH ★

Quarterback, 1969-79

INDUCTED – 1985

Good things come to those who wait, and certainly the Dallas Cowboys patience in the mid-60's was supremely rewarded, landing one of the best players in franchise history because they were willing to wait for Roger Staubach to fulfill his military commitment.

For those five years of patience, the Cowboys landed the guy who became better known as "Roger The Dodger" over the next 11 years when he was selected to six Pro Bowls – including five consecutively – and was named the NFL Players Association Most Valuable Player in 1971. Staubach led the NFL in passing four times and was selected to the All-NFC team five times.

"He is one of the finest to ever play the game," Green Bay Packers Quarterback Bart Starr once said of Staubach. "I think if I had some of that Staubach competitiveness, I'd have been much better."

Staubach, the 1963 Heisman Trophy winner, was drafted by the Dallas Cowboys in 1964 from the Naval Academy, but did not join the team until 1969 due to his Navy commitment. Former president and general manager Tex Schramm signed Staubach to a futures contract in a hotel room in 1964, actually scribbling out the details on a legal-sized tablet that would have Staubach paid annually to participate in training camp practices when he had enough leave built up.

The 1963 Heisman Trophy winner showed up in Dallas as a 27-year-old rookie, but in those 11 seasons still managed to carve out the franchise's all-time leading quarterback rating of 83.42 and became a four-time NFL passing champion. But Staubach almost became better known for his scrambling ability, and to this day ranks 11th on the Cowboys all-time rushing list with 2,264 yards.

Staubach owns the second-most passing yards in club history, 22,700, and his 3,586 in 1979 still ranks as the sixth most passing yards in a single season for the Cowboys. He also still leads the club with a career average of 7.67 yards-per-attempt. Staubach also became known as "Captain Comeback" for his 23 fourth-quarter come-from-behind victories in regular season and playoff games, including 14 in the final two minutes or overtime. Never was this more apparent than in a 1975 playoff game against the Minnesota Vikings when Staubach connected with wide receiver Drew Pearson on a desperation 50-yard "Hail Mary" touchdown pass that knocked the Vikings out of the playoffs.

"You could never defeat Roger mentally or physically," late Cowboys head coach Tom Landry said in 1983. "He was like that in a game, in practice or in the business world."

Staubach ended his Cowboys career with four Super Bowl appearances, including wins in Super Bowls VI and XII. In Super Bowl VI, Staubach was named the game's Most Valuable Player.

Following the 1979 season, Staubach retired, fearing the after-effects of recurring concussions.

In 1983, Staubach became the sixth member of the Dallas Cowboys Ring of Honor and two years later was inducted into the Pro Football Hall of Fame.

He was born Feb. 5, 1942, in Cincinnati, Ohio.

STAUBACH'S ACCOMPLISHMENTS

- ★ 6-Time Pro Bowl selection
- ★ 4-Time NFL Passing Champion
- ★ MVP of Super Bowl VI
- ★ Super Bowl VI and XII Titles
- ★ 5 NFC Titles
- ★ 7 Division Titles
- ★ 1965 Naval Academy Athletic Association Sword
- ★ 1979 Byron "Whizzer" White Award
- ★ 1978 NFL Man of the Year
- ★ 1971 NFL Players Association Most Valuable Player
- ★ 1971 Bert Bell Award
- ★ 1975 Vince Lombardi Sportsman of the Year
- ★ 1963 Heisman Trophy
- ★ 1963 Walter Camp Memorial Trophy

STAUBACH'S CAREER PASSING TOTALS

Year Team	G	Att	Com	Comp %	Yds	YPA	TD	Int	Rating
1969 Dallas.....	6	47	23	48.9	421	8.96	1	2	69.5
1970 Dallas.....	8	82	44	53.7	542	6.61	2	8	42.9
1971 Dallas.....	13	211	126	59.7	1882	8.92	15	4	104.8
1972 Dallas.....	4	20	9	45.0	98	4.90	0	2	20.4
1973 Dallas.....	14	286	179	62.6	2,428	8.49	23	15	94.6
1974 Dallas.....	14	360	190	52.8	2,552	7.09	11	15	68.4
1975 Dallas.....	13	348	198	56.9	2,666	7.66	17	16	78.5
1976 Dallas.....	14	369	208	56.4	2,715	7.36	14	11	79.9
1977 Dallas.....	14	361	210	58.2	2,620	7.26	18	9	87.0
1978 Dallas.....	15	413	231	55.9	3,190	7.72	25	16	84.9
1979 Dallas.....	16	461	267	57.9	3,586	7.78	27	11	92.3
Total	131	2,958	1,685	57.0	22,700	7.67	153	109	83.4



54 ★ RANDY WHITE ★

Defensive Tackle, 1975-1988

INDUCTED – 1994

Randy White came to the Cowboys from the University of Maryland as the No. 2 pick in the 1975 NFL Draft. Before his career was over, 14 years later, he would become known as the "Manster" – half man, half defensive monster – setting numerous franchise records as the heart-and-soul of the famed "Doomsday Defense."

White struggled in his first two years with the Cowboys when then head coach Tom Landry moved White from his familiar defensive tackle position to linebacker. But, after Landry moved White back to right tackle in 1977, White became one of the NFL's most dominating defensive linemen and a coveted co-Super Bowl MVP.

"Coming out of college a lot was expected of me," White said. "But I never did feel comfortable playing linebacker. Those first two years I was fighting for my life out there. Then they switched me to defensive tackle, where I was a lot more comfortable and from there my career took off."

White played 14 seasons, tying him for second all-time in franchise history, and he set a franchise record with eight All-Pro selections. White also was selected to nine Pro Bowls, ranking third in franchise history for Pro Bowl appearances. White's 16 sacks in 1978 rank third in franchise history for a single season, and he still remains third all-time in career tackles with 1,104 and second with 701 career solo tackles.

"His performances range anywhere from spectacular to spectacular," Landry once said. "He could outmatch anybody's intensity from game to game."

In his career, White played in six NFC Championship Games and three Super Bowls, claiming victory in Super Bowl XII and co-MVP honors with teammate Harvey Martin. Even more astounding, White only missed one game in his 14-year career.

In 1994, White was inducted into the Ring of Honor with teammate Tony Dorsett, the same year he was inducted into the Pro Football Hall of Fame.

"Any honor I receive is a reflection on the great teammates and coaches I had in my career," White said. "There's a real special group of guys with the Cowboys, and to be a part of that was a great honor." He was born Jan. 15, 1953, in Pittsburgh, Pa.

WHITE'S ACCOMPLISHMENTS:

- ★ 9-Time Pro Bowl selection
- ★ 8-Time All-Pro
- ★ Co-MVP Super Bowl XII
- ★ 1978 Defensive Player of the Year
- ★ 1982 NFL Defensive Lineman of the Year
- ★ Super Bowl XII Title
- ★ 3 NFC Titles
- ★ 5 Division Titles
- ★ 3rd Franchise History Career Solo Tackles (701)
- ★ 3rd Franchise History Career Combined Tackles (1,104)
- ★ 3rd Franchise History Games Played (209)
- ★ Outland Trophy – University of Maryland
- ★ Lombardi Trophy – University of Maryland

WHITE'S CAREER TOTALS

Year Team	Games	Solo	Asst.	Total	Sacks	Rec.
1975 Dallas.....	14	13	6	19	7.0	2
1976 Dallas.....	14	25	17	42	6.0	1
1977 Dallas.....	14	70	48	118	13.0	2
1978 Dallas.....	16	75	48	123	16.0	0
1979 Dallas.....	15	50	41	91	5.0	1
1980 Dallas.....	16	56	32	88	6.5	0
1981 Dallas.....	16	61	33	94	8.5	0
1982 Dallas.....	9	22	21	43	2.5	1
1983 Dallas.....	16	67	33	100	12.5	1
1984 Dallas.....	16	81	27	108	12.5	0
1985 Dallas.....	16	61	34	95	10.5	0
1986 Dallas.....	16	73	30	103	6.5	2
1987 Dallas.....	15	39	25	64	6.0	0
1988 Dallas.....	16	8	8	16	1.5	0
Total	209	701	403	1,104	111.0	10



70 ★ RAYFIELD WRIGHT ★ Offensive Tackle, 1967-79 INDUCTED – 2006

Only nine players have played football for the Dallas Cowboys longer than Rayfield Wright, and only five players in the history of the Cowboys organization have been to more Pro Bowls than Wright's six.

After playing tight end, tackle and defensive end during his first three NFL seasons, Wright settled in at right tackle in 1970. Before undergoing knee surgery that forced him to miss most of the 1977 season, Wright was acknowledged as the NFL's premier offensive tackle. Wright was selected to six straight Pro Bowls (1971-76) as a tackle while earning All-Pro honors four times and earning recognition on the NFL's all-decade team for the 1970s.

During each of his 13 seasons, the Cowboys offense ranked in the top six in the NFL for total offense, including leading the league five times. Behind his blocking, Calvin Hill became the first 1,000 yard rusher in team history when he ran for 1,036 yards in 1972. All totaled, Dallas had a running back clear the 1,000 yard barrier five times during his tenure. Also behind his blocking, Roger Staubach became the first quarterback in franchise history to throw for more than 3,000 yards in a season when he totaled 3,190 passing yards in 1978, the year Wright returned from his knee surgery.

In his 13-year NFL career with the Dallas Cowboys, Wright was a key contributor to teams that had 13 straight winning seasons, made 12 playoff trips and won 10 division titles. He also played in eight conference championship games and won five NFC Championships (1970, 1971, 1975, 1977, 1978) and two Super Bowls (VI and XII). He was part of a team that had a 74.1% winning percentage in the regular season (137-48-1) and a 60.0% winning percentage in the post season (15-10).

During his 13 seasons, Wright was a participant in five Super Bowls, claiming the ultimate prize twice. Only one other player in NFL history has appeared in more Super Bowls than Wright, he is one of only 13 players in NFL history, and the only offensive tackle, to have played in five Super Bowls.


During Wright's career, the Cowboys were the only team to play in five Super Bowls in one calendar decade – or in any ten year period of time – advancing to the Super Bowl following the 1970, 1971 1975, 1977 and 1978 seasons.

Rayfield Wright was inducted into the Dallas Cowboys Ring of Honor on October 10, 2004, joining Bob Lilly, Don Meredith, Don Perkins, Chuck Howley, Mel Renfro, Roger Staubach, Lee Roy Jordan, Randy White, Tony Dorsett, Tom Landry, Bob Hayes, Tex Schramm and Cliff Harris. Troy Aikman, Michael Irvin and Emmitt Smith were inducted in 2005.

He was born August 23, 1945, in Griffin, Ga.

WRIGHT'S ACCOMPLISHMENTS:

- ★ 6-time Pro Bowl selection
- ★ 4-time All Pro
- ★ Super Bowl VI and XII titles
- ★ 5 NFC Championships
- ★ 10 Division Titles
- ★ 1970s member of NFL's All-Decade Team



Rayfield Wright became the first Cowboys offensive lineman selected to both the Pro Football Hall of Fame and the Ring of Honor at Texas Stadium.

Ring of Honor

The Cowboys honor those who made outstanding contributions to the club by inducting them into the Ring of Honor at AT&T. Their names and the years of service are prominently displayed in silver on the wall above the seats at AT&T Stadium. The 21 members of the Cowboys Ring of Honor:



★ TROY AIKMAN ★ Quarterback, 1989-2000

Troy Aikman joined the Cowboys as the first overall pick in the 1989 NFL Draft out of UCLA. After guiding the franchise to three Super Bowl titles, Aikman retired holding or tied for 47 club passing records, including career attempts (4,715), completions (2,898), passing yards (32,942), touchdowns (165) and completion percentage (61.5%). At the time, he was the winningest quarterback of any decade, having finished his career with 94 regular season wins in the 90s. Aikman was a six-time Pro Bowler and the MVP of Super Bowl XXVII. He was inducted into the Ring of Honor with Emmitt Smith and Michael Irvin on Monday Sept. 19, 2005 at halftime of the Cowboys-Redskins game. Aikman was elected to the Pro Football Hall of Fame in 2006.



★ LARRY ALLEN ★ Offensive Line, 1994-2005

Larry Allen finished his Dallas Cowboys career as one of the most decorated offensive players in Dallas Cowboys and NFL history. He was named to more Pro Bowls (10) than any other offensive player in Cowboys history. He earned his 11th trip in 2006 while finishing his career with the San Francisco 49ers. He was named All-Pro seven times, six times at guard and once at tackle. With his selection to the Pro Bowl at tackle in 1998, he became just the third player in league history to be selected to the all-star game at more than one offensive line position. In 12 seasons in Dallas, he played all but one offensive line position (center). Was a key part of the 1995 Super Bowl champion team. Inducted during halftime of the Cowboys-Seahawks game on Nov. 6, 2011. Elected to the Pro Football Hall of Fame in 2013.



★ TONY DORSETT ★ Running Back, 1977-1987

Tony Dorsett finished his career as the second leading rusher in NFL history and played in five NFC Championship Games, two Super Bowls and four Pro Bowls. After guiding the University of Pittsburgh to the 1976 national title and claiming the Heisman Trophy, Dorsett captured rookie of the year honors in 1977. He also holds the NFL record with a 99-yard touchdown run. Inducted into the Ring of Honor in 1994, Dorsett was also elected to the Pro Football Hall of Fame in 1994. Dorsett was inducted into the Ring of Honor at halftime of the Cowboys-Arizona game on Oct. 9, 1994.





★ CHARLES HALEY ★

Defensive End, 1992-1996

Charles Haley is the only player in NFL history to win five Super Bowls (two with San Francisco and three with Dallas). He arrived in Dallas after six seasons as a pass rushing threat for the 49ers. Upon his arrival, he was moved to defensive end and had back-to-back double-digit sack seasons (1994-95). He was a member of 10 division championship teams in his 12 NFL seasons and played for a team with a winning record through each of his first 11 years. In 63 games played for Dallas, Haley racked up 34.0 sacks and through his 169-game career, he amassed 100.5 sacks. Inducted during halftime of the Cowboys-Seahawks game on Nov. 6, 2011.

★ CLIFF HARRIS ★

Safety, 1970-79

Nicknamed "Captain Crash," Cliff Harris went undrafted in 1970 out of tiny Ouachita Baptist in Arkansas, but he eventually found the starting lineup as a rookie and went on to start nine consecutive years. He was named to six Pro Bowls and four All-NFL teams, and he was a member of two Super Bowl winning teams. Harris was at his best in the postseason, finishing his career with six interceptions in 21 playoff games. Harris was a member of the 1970s NFL all-decade team. Harris was inducted into the Ring of Honor at halftime of the Cowboys-N.Y. Giants game on Oct. 10, 2004.



★ BOB HAYES ★

Wide Receiver, 1965-1974

Bob Hayes led the Cowboys in receptions three times and accumulated 365 receptions for 7,295 receiving yards during his 10-year career. His 71 career touchdown receptions remains the Cowboys club record. Hayes also registered remarkable career numbers for average yards-per-catch (20.0) and average yards-per-punt return (11.1). He was a three-time Pro Bowl selection and four-time All-Pro. One of the greatest sprinters in the history of track and field, Hayes joined the Cowboys with the title of "World's Fastest Human" after winning the Olympic gold medal in the 100 meters in Tokyo in 1964. Hayes was inducted into the Ring of Honor at halftime of the Cowboys against San Diego on Sept 23, 2001. Hayes was elected to the Pro Football Hall of Fame in 2009.



★ CHUCK HOWLEY ★

Linebacker, 1961-1973

When Chuck Howley retired in 1973, Tom Landry said "I don't know that I've seen anybody better at linebacker than Howley." A six-time All-Pro, Howley was the most valuable player in Super Bowl V. The Cowboys traded for Howley, who was drafted by Chicago in 1958. He was an All-America center at West Virginia. A six-time Pro Bowl selection, Howley was inducted into the Ring of Honor at halftime of the Cowboys against Detroit, Oct. 30, 1977.



★ **MICHAEL IRVIN** ★

Wide Receiver, 1988-1999

Michael "The Playmaker" Irvin helped lead the Dallas Cowboys to six division titles and three Super Bowl rings before a spinal injury cut his playing career short. Irvin was the team's top receiver for eight consecutive seasons and retired as the Cowboys all-time leader in receptions (750), receiving yards (11,904), playoff receptions (87) and playoff receiving yards (1,315). As a five-time Pro Bowl selection, between 1991-98, Irvin has two more appearances than any other receiver in club history. Irvin was inducted into the Ring of Honor with Emmitt Smith and Troy Aikman on Monday Sept. 19, 2005 at halftime of the Cowboys-Redskins game. Irvin was elected to the Pro Football Hall of Fame in 2007.

★ **LEE ROY JORDAN** ★

Linebacker, 1963-1976

The inspirational leader of the Cowboys first championship teams was Lee Roy Jordan. The Cowboys first-round draft choice in 1963 following an All-America career at Alabama, Jordan anchored the "Doomsday Defense" from his middle linebacker position for 14 years. He was named to the Pro Bowl five times and All-Pro twice. Jordan was inducted into the Ring of Honor at halftime of the Cowboys against Arizona on Oct. 29, 1989.

★ **TOM LANDRY** ★


Head Coach, 1960-1988

The first head coach of the Cowboys, Tom Landry led Dallas to two Super Bowl wins and five NFC titles in his 29 years at the Cowboys helm. He compiled a career record of 270-178-6, the third most wins in NFL history, and was elected to the Pro Football Hall of Fame in 1990. Landry was inducted into the Ring of Honor at halftime of the Cowboys against N.Y. Giants on Nov. 7, 1993.

★ **BOB LILLY** ★

Defensive Tackle, 1961-1974

Nicknamed "Mr. Cowboy," Bob Lilly was the franchise's first draft choice in 1961, the first name in the Ring of Honor in 1975 and its first inductee into the Pro Football Hall of Fame in 1980. A seven-time All-Pro, Lilly was named to a club-record 11 Pro Bowls. He was a two-time All-SWC pick and an All-America at Texas Christian University before being drafted by Dallas. Lilly was inducted into the Ring of Honor at halftime of the Cowboys against Philadelphia on Nov. 23, 1975.



★ DON MEREDITH ★

Quarterback, 1960-1968

Don Meredith led the Cowboys to their first winning season and their first NFL Championship Game in 1966. Signed by Clint Murchison, Jr. before Dallas was granted its NFL franchise, "Dandy Don" played in two Pro Bowls and was named NFL Player of the Year in 1966. A two-time All-America at SMU, Meredith was inducted into the Ring of Honor at halftime of the Cowboys against N.Y. Giants on Nov. 7, 1976.

★ DREW PEARSON ★

Wide Receiver, 1973-1983

In 11 seasons with the Dallas Cowboys, Drew Pearson rose from unknown to legend. A former undrafted free agent, Pearson was named to the All-Decade Team of the 1970s as he earned a niche as one of the top clutch receivers in football history. He led the team in receptions and receiving yards four consecutive seasons (1974-77) and recorded two 1,000-yard campaigns. He has a resume filled with memorable game-winning catches. In 1980 he became the all-time leading receiver in receptions, and in 1983, he took the top spot for receiving yards. He is littered through team and league postseason record books, including a catch in a club-record 22 consecutive playoff games. He was a key member of the 1977 Super Bowl XII Championship squad. Inducted during halftime of the Cowboys-Seahawks game on Nov. 6, 2011.



★ DON PERKINS ★

Running Back, 1961-1968

Don Perkins was the first Cowboys player to rush for more than 6,000 yards. A six-time Pro Bowl selection, Perkins finished among the top 10 NFL rushers in each of his eight seasons. He was named NFL Rookie of the Year in 1961 and All-NFL in 1962. Perkins was signed before Dallas was granted its NFL franchise. A three-time All-Skyline pick at New Mexico, Perkins was inducted into the Ring of Honor at halftime of the Cowboys against N.Y. Giants on Nov. 7, 1976.



★ MEL RENFRO ★

Defensive Back, 1964-1977


Mel Renfro was named to the Pro Bowl his first 10 seasons in the NFL. He is the club's all-time interceptor with 52 and kickoff returner with a 26.4-yard career average. Renfro was drafted in the second round in 1964 after a career as an All-America halfback and world class sprinter at Oregon. A five-time All-Pro, Renfro was inducted into the Ring of Honor at halftime of the Cowboys against Miami, Oct. 25, 1981. In 1996 Renfro was elected to the Pro Football Hall of Fame.



★ TEX SCHRAMM ★

President and General Manager, 1959-1989

Texas Earnest Schramm Jr., served 29 seasons as president and general manager of the Cowboys, turning a 1960 expansion team into one of the most successful franchises in NFL history. Under Schramm, the team reached five Super Bowls, winning two, made 18 playoff appearances and compiled an NFL-record 20 consecutive winning seasons. Schramm was instrumental in creating the Dallas Cowboys Cheerleaders, developing the Cowboys Ring of Honor and bringing an annual Cowboys Thanksgiving Day game to the nation. Schramm, as chairman of the NFL Competition Committee from 1966 to 1988, was a driving force behind the development of instant replay, giving the head referee a microphone for penalty announcements and developing the wild-card playoff system. One of Schramm's most significant accomplishments was coordinating the merger of the NFL and the American Football League in 1966. He was inducted into the Pro Football Hall of Fame in 1991. Schramm was inducted into the Ring of Honor at halftime of the Cowboys game against Philadelphia on Oct. 12, 2003.



★ EMMITT SMITH ★

Running Back, 1990-2002

Emmitt Smith retired as the NFL's all-time rushing leader with 18,355 yards and scored more rushing touchdowns (164) than any other player in NFL history. Smith was selected to the Pro Bowl eight times, won four NFL rushing titles ('91, '92, '93 and '95), three Super Bowl titles, and a league (1993) and Super Bowl (XXVIII) MVP award. Smith broke Walter Payton's NFL rushing record at Texas Stadium on Oct. 27, 2002 on an 11-yard run in the fourth quarter against the Seattle Seahawks. Smith was inducted into the Ring of Honor with Troy Aikman and Michael Irvin on Monday Sept. 19, 2005 at halftime of the Cowboys-Redskins game. Smith was elected to the Pro Football Hall of Fame in 2010.

★ ROGER STAUBACH ★

Quarterback, 1969-1979


Roger Staubach led the Cowboys to six NFC Championship Games, four Super Bowls and two Super Bowl titles. A great clutch performer, Staubach led Dallas to comeback victories 23 times, 14 in the last two minutes or overtime. A five-time Pro Bowler, he was drafted by Dallas in 1964 after winning the Heisman Trophy and Maxwell Award at the Naval Academy. Staubach was inducted into the Ring of Honor at halftime of the Cowboys against Tampa Bay, Oct. 9, 1983. Roger was elected to the Pro Football Hall of Fame in 1985.



★ RANDY WHITE ★

Defensive Tackle, 1975-1988

A nine-time Pro Bowler during his 14 years with Dallas, Randy White established a club-record with eight straight All-Pro selections. White was co-MVP (with teammate Harvey Martin) in the Cowboys Super Bowl XII victory over Denver. A consensus All-America defensive end for Maryland in 1974, White won both the Outland Trophy and the Vince Lombardi Awards. White was inducted into the Ring of Honor at halftime of the Cowboys against Arizona on Oct. 9, 1994. Randy was also elected to the Pro Football Hall of Fame in 1994.



★ DARREN WOODSON ★

Safety, 1992-2003

Darren Woodson retired as the Dallas Cowboys all-time tackle leader, posting 1,350 through his 12-year playing career. Originally drafted in the second round of the 1992 draft, coming out of school as a linebacker, Woodson made the switch to safety and flourished in all phases of his career. He was a key part of a defense that won three Super Bowl Championships. A five-time Pro Bowler, Woodson is the only player in Cowboys history to play under five head coaches - Jimmy Johnson, Barry Switzer, Chan Gailey, Dave Campo and Bill Parcells. Until the year he finished playing, Woodson was a regular on special teams units, ranking second in club history with 134 career special teams tackles. Woodson was inducted into the Ring of Honor at halftime of the Cowboys-Seahawks game on Nov. 1, 2015.

★ RAYFIELD WRIGHT ★

Tackle, 1967-1979

Rayfield Wright is the only offensive lineman in the Ring of Honor. A seventh-round draft choice, Wright made the conversion from tight end to tackle and became the Cowboys most decorated offensive lineman of the 1970s. During his 13-year career, the "Big Cat" was selected to the Pro Bowl six times, named All-Pro on four occasions and was on two Super Bowl-winning teams in the 1970s. He was the leader of Dallas offensive line units that produced the club's first five 1,000-yard individual rushing seasons. Wright was inducted into the Ring of Honor at halftime of the Cowboys-N.Y. Giants game on Oct. 10, 2004. Wright was elected to the Pro Football Hall of Fame in 2006.



Historical Highlights

1960

LANDRY HIRED – Clint Murchison, Jr., and Bedford Wynne sign N.Y. Giants defensive assistant Tom Landry to a personal services contract on Dec. 27, 1959, with the intention of naming him head coach once they are awarded an expansion franchise by the NFL.

NFL FRANCHISE – Clint Murchison, Jr., and Bedford Wynne were awarded an expansion franchise in the NFL at the annual league meeting in Miami Beach, Fla. The Cowboys were to play as a "swing" team, playing every other team one time during the first season, although listed in the Western Conference standings (January 28).

COWBOYS STOCKED – A player pool was set up in the league meeting in Los Angeles, with each of 12 NFL teams freezing 25 names on its roster and the Cowboys allowed to pick three from each team for a total of 36 veterans. Dallas, once given the list, had to select its 36 players within 24 hours (March 13).

TRAINING STARTS – Rookies report to first Cowboys camp at Pacific University in Forest Grove, Oregon (July 9).

FIRST PRE-SEASON GAME – The Cowboys, less than six months in existence, get their first test and drop a 16-10 preseason game to San Francisco in Seattle (August 6).

FIRST HOME GAME – In their Dallas debut, in the Salesmanship Club preseason game, the Cowboys led the world champion Baltimore Colts into the final minute before a 62-yard pass from Johnny Unitas to Lenny Moore gave the Colts a 14-10 victory (August 19).

FIRST VICTORY – In a preseason game at Louisville, KY, the Cowboys beat the New York's Giants, 14-3, with Frank Clarke catching touchdown passes for 73 yards (Eddie LeBaron) and 74 yards (Don Meredith) (August 27).

FIRST LEAGUE GAME – In their first league game, Dallas fell to Pittsburgh, 35-28, with Bobby Layne leading a fourth-pee-riod Steelers rally (Sept. 24, Saturday night).

STREAK SNAPPED – Dallas snaps a 10-game loss streak by tying New York, 31-31, at Yankee Stadium (Dec. 4).

1961

TRAINING STARTS – Rookies launch training at new campsite – St. Olaf College in Northfield, Minn. (July 9).

FIRST LEAGUE WIN – Scoring 10 points in the final 56 seconds, the Cowboys score their first NFL victory, 27-24, over Pittsburgh in the '61 league opener in the Cotton Bowl. Allen Green's 27-yard field goal on the game's final play won it before 23,500 spectators (Sept. 17).

1962

TRAINING STARTS – Team begins training at new campsite – Northern Michigan College in Marquette, Mich. (July 13).

PENALTY HISTORY – For the first time in anyone's memory in an NFL game, points were awarded for a penalty. The Cowboys were holding in the end zone on a 99-yd. TD pass from LeBaron to Clarke, and Pittsburgh was awarded a safety. The Steelers eventually won, 30-28 (Sept. 23).

100-YARD FIRSTS – Cowboys Amos Marsh returned a kickoff 101 yards and Mike Gaechter returned a pass interception 100 yards, both plays for fourth-quarter TDs in a 41-19 win over Philadelphia in Dallas. It was the first time in NFL history that two 100-yard runs had been made in the same game, much less by the same team in the same quarter (Oct. 14).

1963

SHIFT TO KANSAS CITY – The rival Dallas Texans of the AFL announce they are moving the franchise to Kansas City (Feb. 8).

CALIFORNIA TRAINING SITE – The Cowboys open training at California Lutheran College in Thousand Oaks, Calif. (July 12).

HOWTON SETS RECORD – Bill Howton broke Don Hutson's all-time receiving mark with a 14-yard catch at Washington. Hutson's record was 7,991 yards and the catch gave Howton an even 8,000 yards (Sept. 29).

1964

LANDRY CONTRACT – With one year to go on his original contract, Tom Landry is signed to a 10-year extension, in effect giving him an 11-year pact, possibly the longest in major pro sports history (Feb. 5).

1965

FIRST SELLOUT – An overflow crowd of 76,251 jams the Cotton Bowl for the Cleveland game, notching the team's first home sellout. Cleveland won, 24-17 (Nov. 21).

1966

PLAYOFF BOWL – After defeating New York, 38-20, in the season finale (and winning five of their last seven games) to get into the Playoff Bowl at Miami, the Cowboys fall to Baltimore, 35-3 (Jan. 15).

MERGER – Peace comes to pro football with Cowboys General Manager Tex Schramm completing two months of negotiations with AFL's Lamar Hunt, merging the two leagues under the NFL banner (June 8).

SCHRAMM ELEVATED – Texas E. Schramm, Vice-President and General Manager of the Cowboys from the beginning, was named President of the club by Owner Clint Murchison, Jr., who retained the title of Chairman of the Board.

NEELY CASE SOLVED – Dallas and Houston reached agreement in the Ralph Neely case. Neely remained with Dallas with Houston receiving the Cowboys Nos. 1, 2 and two fifth round picks in the 1967 draft (Nov. 17).

THE CHAMPIONSHIP – The Cowboys won their first championship, capturing the Eastern Conference title with a 10-3-1 record, but lost the NFL Championship Game to Green Bay, 34-27.

1967

TEXAS STADIUM – On Dec. 23, Owner Clint Murchison, Jr. formally announced plans to build Texas Stadium in suburban Irving. The stadium, to be financed through a bond-option plan, would be ready for the 1970 season. The stadium would seat a minimum of 58,000.

SECOND CHAMPIONSHIP – Under the NFL's new format, the Cowboys easily won the Capitol Division and defeated Cleveland, Century Division winner, 52-14, in the Cotton Bowl for the Eastern conference championship. However, on Dec. 31 in Green Bay, the Cowboys lost their second bid for an NFL title, falling to the Packers, 21-17, in the 13 degree below weather.

1968

WIN CAPITOL – For the second straight year the Cowboys won the Capitol Division, but for the first time in three years the Cowboys did not win the Eastern Championship, being upset at Cleveland, 31-20, on Dec. 21. Dallas won the Runner-Up Bowl over Minnesota, 17-13.

1969

TEXAS STADIUM – Ground was broken for Texas Stadium in suburban Irving on January 25, and on June 29 Bert Rose was named general manager of the stadium.

ORIGINALS RETIRE – An era ended for the Cowboys in July. On July 5th at a press conference in Dallas, quarterback Don Meredith, the last of the original Cowboys, announced his retirement. Then, on July 18th, the day the veterans were to report to training camp, all-time rushing great Don Perkins officially retired.

REPEAT CAPITOL WINS – Once again the Cowboys rolled to the Capitol Division Championship with an 11-2-1 season. However, the Cowboys failed to win the Eastern Championship when on Dec. 28, the Cowboys lost to Cleveland, 38-14, in the Cotton Bowl.

1970

FIVE STRAIGHT PLAYOFFS – The Cowboys won their last five games to finish 10-4, claim the Eastern Division championship and make the playoffs for the fifth year in a row. They defeated Detroit, 5-0, in the opening round to get a shot at the National Conference championship.

FIRST NFC TITLE – The Cowboys captured the biggest prize of their 11-year history on Jan. 3, 1971 when they downed San Francisco, 17-10, for the NFC crown. A 16-13 loss to Baltimore in the Super Bowl Jan. 17 left Dallas with one major goal still unrealized.

1971

TEXAS STADIUM – The Cowboys opened a new era in their sparkling Irving, Tex., home with a 44-21 victory over the New England Patriots on Oct. 24. Duane Thomas scored the first touchdown in the new stadium, a 56-yard run just two minutes and 16 seconds after the opening kickoff. Attendance was 65,708.

SIX STRAIGHT PLAYOFFS – The Cowboys won their last seven games to finish 11-3, claim the Eastern Division championship and make the playoffs for the sixth year in a row. They defeated Minnesota, 20-12, in the opening round.

SECOND NFC TITLE – For the second consecutive year, the Cowboys met the San Francisco 49ers in the National Conference showdown. This time Dallas won 14-3, to qualify for its second straight Super Bowl.

FIRST WORLD CHAMPIONSHIP – The Cowboys downed the Miami Dolphins, 24-3, to win Super Bowl VI in New Orleans on Jan. 16. It was the 10th victory in a row for Dallas as Roger Staubach passed for two touchdowns and was named the game's Most Valuable Player.

1972

FIRST 1,000-YARD BACK – Calvin Hill became the first Dallas player to rush for 1,000 yards when he gained 111 on Dec. 9 against the Washington Redskins in Texas Stadium. Hill wound up with 1,036 yards for the season on a record 245 carries.

SEVEN STRAIGHT PLAYOFFS – The Cowboys qualified for the NFL playoffs a record seventh consecutive year, their 10-4 record earning them the National Conference Wild Card berth. Roger Staubach passed for two touchdowns in the last 1:30 to give the Cowboys a 30-28 victory at San Francisco in the first round. Then, at Washington on New Year's Eve, Dallas was foiled in its bid for a third straight NFL title with the Redskins win, 16-3.

1973

100 VICTORIES – The Cowboys and Coach Tom Landry recorded their 100th victory with a 40-3 Texas Stadium win over the New Orleans Saints on Sept. 24. Landry ended the season with a career mark of 108-80-6 to rank ninth on the list of the NFL's all-time winningest coaches.

EIGHT STRAIGHT PLAYOFFS – The Cowboys regained the NFC Eastern Division title with a 10-4 record and broke their own NFL record by reaching the playoffs for the eighth year in a row. Dallas defeated the Western Division champion Los Angeles Rams in the first round, 27-16, but fell to Central Division winner Minnesota in the NFC Championship Game, 27-10.

1974

FIRST TOP DRAFT CHOICE – For the first time in their history, the Cowboys had the very first choice in the NFL Draft. The No. 1 pick came to Dallas from Houston in exchange for Tody Smith and Billy Parks. The Cowboys selected Ed "Too Tall" Jones, a 6-9, 260-pound defensive end from Tennessee State.

PLAYOFFS MISSED – The record breaking string of eight straight years in the NFL playoffs was broken when the club's 8-6 record failed to qualify.

1975

LILLY HONORED – "Mr. Cowboy" was honored on Bob Lilly Day at Texas Stadium at halftime of the Philadelphia game on Nov. 23. It was first such recognition ever given to a Dallas player. Lilly never missed a game in 14 years with the Cowboys, earning All-Pro honors seven times at defensive tackle before retiring prior to the '75 season.

TEN STRAIGHT WINNING SEASONS – The Cowboys 10-4 record earned them the NFC Wild Card berth in the playoffs. The composite record over 10 straight winning seasons was 101-37-2.

THIRD NFC TITLE – After shocking Minnesota in the first round, 17-14, on Roger Staubach's 50-yard "Hail Mary" pass to Drew Pearson, the Cowboys traveled to Los Angeles for the NFC showdown. Staubach threw four touchdown passes, three to Preston Pearson, and Dallas won, 37-7. Pittsburgh won Super Bowl X on Jan. 18 in Miami, 21-17.

1976

MEREDITH, PERKINS HONORED – Former Cowboys greets Don Meredith and Don Perkins joined Bob Lilly in the Ring of Honor at Texas Stadium during halftime ceremonies at the New York Giants game on Nov. 7.

ELEVEN STRAIGHT WINNING SEASONS – The Cowboys won the NFC Eastern Division title with their 11-3 record, giving them their 11th straight winning season and 10th playoff berth in that period. A 14-12 first round loss to Los Angeles – the first time Dallas had lost in the first round under the current playoff setup – ended the season.

1977

HOWLEY HONORED – Former All-Pro linebacker Chuck Howley, a Cowboy from 1961 through 1973, became the fourth member of the Ring of Honor. Howley was honored during ceremonies at halftime of the Detroit Lions game on Oct. 30.

TWELVE STRAIGHT WINNING SEASONS – Getting off to an 8-0 start, their best ever, the Cowboys rolled to a 12-2 record, the championship of the NFC East, and their 12th consecutive winning season. They opened their 11th visit to the playoffs in those 12 years with a 37-7 first-round victory over the Chicago Bears at Texas Stadium.

FOURTH NFC TITLE – Dallas crushed the Minnesota Vikings at Texas Stadium, 23-6, for National Conference crown No. 4 and the right to meet the Denver Broncos in Super Bowl XII.

SECOND WORLD CHAMPIONSHIP – The Cowboys stopped the Denver Broncos, 27-10, to win Super Bowl XII in New Orleans on Jan. 15, 1978. In the process, Dallas tied Minnesota for most Super Bowl appearances (four) and Green Bay, Miami and Pittsburgh for most Super Bowl victories (two). Defensive linemen Harvey Martin and Randy White were named co-MVPs in the game.

1978

THIRTEEN STRAIGHT WINNING SEASONS – After a mediocre 6-4 start, the Cowboys won six straight games to finish the expanded regular season with a 12-4 record and their 10th division crown. It marked the Cowboys 13th consecutive winning season and 12th trip to the playoffs in that span. Dallas rallied to beat Atlanta 27-20 in a divisional playoff at Texas Stadium, sending the Cowboys to their seventh NFC championship game in the past nine years.

FIFTH NFC TITLE – Dallas shut out the Rams in Los Angeles 28-0 in the National Conference title game to advance to the Super Bowl a record fifth time, including three of the last four. In the first Super Bowl rematch, Pittsburgh edged the Cowboys 35-31 for the NFL championship on Jan. 21 in Miami's Orange Bowl.

1979

TWENTIETH ANNIVERSARY – The Cowboys celebrated their 20th anniversary season at halftime of the St. Louis Cardinals game at Texas Stadium on Oct. 21. Star players from each of those 20 seasons plus Coach Tom Landry were introduced during the halftime ceremonies.

FOURTH STRAIGHT NFC EAST TITLE – The Cowboys won their final three regular season games to finish with an 11-5 record, their 11th division championship, including the past four NFC East titles, and 14th consecutive winning season. The Cowboys made their 13th trip to the playoffs in those 14 years, but were eliminated by Los Angeles 21-19 in a divisional playoff at Texas Stadium.

1980

STAUBACH RETIRES – At a press conference at Texas Stadium on March 31, quarterback Roger Staubach announced his retirement after 11 record-breaking years with the Cowboys. Staubach held all major Cowboys passing records and was the all-time leading NFL passer.

LILLY ENTERS HALL OF FAME – Bob Lilly, a seven-time All-Pro defensive tackle in his 14-year career with the Cowboys from 1961-74, became the first Cowboys player to be inducted into the Pro Football Hall of Fame. Enshrined along with Lilly on Aug. 2 at Canton, Ohio, were Herb Adderley, who played for the Cowboys from 1970-71, Jim Otto and Deacon Jones.

FIFTEEN STRAIGHT WINNING SEASONS – Behind new starting quarterback Danny White, the Cowboys rolled to their 15th consecutive winning season with a surprising 12-4 record, tied for best in the league with Philadelphia and Atlanta. The Cowboys lost the NFC East title to Philadelphia on a tie-breaker, but entered the playoffs for the 14th time in 15 years, this time as a wild card team. The Cowboys beat Los Angeles 34-13 at Texas Stadium in the NFC Wild Card Game and rallied past the Falcons at Atlanta 30-27 to advance to the NFC Championship Game at Philadelphia. But the Cowboys lost 20-7 in their bid for a sixth Super Bowl appearance.

LANDRY'S 200TH VICTORY – Tom Landry joined George Halas and Curly Lambeau as the only coaches with 200 NFL victories when the Cowboys beat Los Angeles 34-13 on Dec. 28 at Texas Stadium in the NFC Wild Card Game, raising Landry's record to 200-119-6, counting regular season and playoff games.

1981

RENFRO HONORED – Former All-Pro defensive back Mel Renfro, the Cowboys all-time leading pass interceptor, became the fifth member of the Cowboys Ring of Honor. Renfro, who played for Dallas from 1964 through 1977, was honored during halftime ceremonies of the Cowboys-Miami Dolphins game at Texas Stadium on Oct. 25.

TWELFTH DIVISION CHAMPIONSHIP – The Cowboys regained the NFC Eastern Division Championship, their 12th division title since 1966, with a 12-4 record and tied Oakland's NFL mark of 16 consecutive winning seasons. Entering the playoffs for the 15th time in that span, the Cowboys advanced to the NFC Championship Game for the ninth time in 12 years by routing Tampa Bay 38-0 at Texas Stadium. But for the second year in a row Dallas lost the conference title game. San Francisco scored a last-minute touchdown at Candlestick Park to edge the Cowboys 28-27 for a berth in Super Bowl XVI.

1982

200TH REGULAR-SEASON VICTORY – The Cowboys beat Washington 24-10 at RFK Stadium on Dec. 5 for the club's and Coach Tom Landry's 200th regular season victory.

SEVENTEEN STRAIGHT WINNING SEASONS – The Cowboys finished the strike-shortened regular season 6-3 to establish an NFL record of 17 consecutive winning seasons. Entering the playoffs for a record-tying eighth straight year and for the 16th time in 17 years, the Cowboys beat Tampa Bay 30-17 and Green Bay 37-26, both at Texas Stadium, to advance to the NFC Championship Game for the third year in a row. But again the Cowboys come up short, losing 31-17 at Washington.

1983

STAUBACH HONORED – Former quarterback Roger Staubach, who led the Cowboys to four Super Bowls, became the sixth member of the Ring of Honor during halftime ceremonies of the Cowboys-Tampa Bay game on Oct. 9.

NEW HEADQUARTERS – Ground was broken on Nov. 29 for the Cowboys new headquarters and training facility at The Valley Ranch in northwest Dallas County.

EIGHTEEN STRAIGHT WINNING SEASONS – The Cowboys extended their NFL record to 18 consecutive winning seasons with a 12-4 finish. The club also set a league record with its ninth straight playoff appearance, qualifying as a wild card entry. The L.A. Rams eliminated Dallas from the playoffs, however, with a 24-17 upset victory at Texas Stadium in the NFC Wild Card Game on Dec. 26.

1984

SILVER SEASON – The Cowboys kicked off their 25th anniversary with a news conference at Texas Stadium on Jan. 27. President Tex Schramm announced the Cowboys would celebrate their 25th anniversary during 1984 under the theme "Silver Season."

OWNERSHIP CHANGES HANDS – The sale of the Cowboys from the Murchison family to an 11-member limited partnership headed by Dallas businessman H.R. "Bum" Bright was approved by NFL owners on March 19 at the league's annual meeting in Honolulu. The sale was completed on May 18.

NINETEEN STRAIGHT WINNING SEASONS – The Cowboys defeated the Eagles 26-10 in Philadelphia to extend their NFL record to 19 consecutive winning seasons. The Cowboys finished 9-7 and missed the playoffs for the first time in 10 years and only the second time in 19 years.

1985

STAUBACH ENTERS HALL OF FAME – Roger Staubach, the master of the comeback victory during his 11-year career as a Cowboys quarterback, was inducted into the Pro Football Hall of Fame in his first year of eligibility. Enshrined with Staubach on Aug. 3 at Canton, Ohio, were Pete Rozelle, Joe Namath, O.J. Simpson and Frank Gatski. Staubach joined Bob Lilly as the only players who spent their entire career with the Cowboys to be elected to the Hall of Fame.

TEXAS STADIUM IMPROVEMENTS – Texas Stadium unveiled a new look when the Cowboys opened their preseason schedule against Green Bay on Aug. 10. The stadium became the first to have two DiamondVision color scoreboards, and the addition of 118 Crown Suites gave Texas Stadium more private suites, 296, than any stadium in the nation.

COWBOYS RANCH OPENS – Cowboys players and coaches reported on Aug. 27 to the team's new headquarters and training facility at Cowboys Center in Valley Ranch.

DORSETT PASSES 10,000 YARDS – On a 19-yard sweep around left end, Tony Dorsett, became the sixth player in NFL history to rush for 10,000 yards. Dorsett's feat highlighted a 27-13 victory over Pittsburgh at Texas Stadium on Oct. 13.

THIRTEENTH DIVISION CHAMPIONSHIP – The Cowboys edged the New York Giants 28-21 on Dec. 15 at Texas Stadium to capture the NFC Eastern Division championship for the first time since 1981. Picked in most season previews to finish third or fourth in the division, the Cowboys rallied for their NFL record 20th consecutive win.

ning season, a 13th division title in 20 years and a playoff berth for the 18th time in that span. But in their NFL record 36th playoff game appearance, the Cowboys fell 20-0 to the Los Angeles Rams in Anaheim Stadium on Jan. 4.

1986

COWBOYS GO TO LONDON – The Cowboys began preparations for their first trip to a foreign country when the NFL announced on March 12 that the Cowboys would play the Super Bowl champion Chicago Bears in a preseason game at London's Wembley Stadium on Aug. 3.

100TH WIN AT TEXAS STADIUM – Dallas defeated St. Louis 37-6 for the club's 100th victory at Texas Stadium. Since the facility opened in 1971 the Cowboys have compiled a 100-25 (.800) record.

STREAK BROKEN – The Cowboys streak of 20 consecutive winning seasons from 1966 through 1985, third longest in professional sports history, came to an end when the club finished with a 7-9 record after losing seven of its last eight games. Only baseball's New York Yankees (39 straight winning seasons, 1926-64) and hockey's Montreal Canadiens (32 from 1951-52 through 1982-83) surpassed the Cowboys accomplishments.

1987

FOUNDER DIES – Cowboys founder Clint Murchison, Jr., died March 30 after a long illness. Murchison, 63, who owned the club until 1984, acquired the expansion Dallas franchise in the NFL in 1960. He hired Tex Schramm as general manager, gave Tom Landry a 10-year contract when his coaching career was in doubt in 1964 and was instrumental in the building of Texas Stadium.

DORSETT GETS 12,000 YARDS – Tony Dorsett became the fourth rusher in NFL history to gain more than 12,000 yards when he registered 52 yards against the Rams on Dec. 21 for a career total of 12,036. The only runners ahead of Dorsett were Walter Payton, Jim Brown and Franco Harris.

1988

LANDRY TIES LAMBEAU – Dallas opened the 1988 season against Pittsburgh on Sept. 12 and Tom Landry tied an NFL record held by Curly Lambeau by coaching in his 29th consecutive season with the same team. Lambeau led the Green Bay Packers from 1921-49.

1989

JONES ACQUIRES COWBOYS, NAMES JOHNSON COACH – Jerry Jones reached an agreement to purchase the Cowboys from Bum Bright on Feb. 25 and announced that University of Miami Coach Jimmy Johnson would replace Tom Landry.

SALE APPROVED, SCHRAMM RESIGNS – The sale of the Cowboys to Jerry Jones was unanimously approved by NFL owners on April 18 at a special meeting in New York. At the same meeting, Tex Schramm was named president of the new World League of American Football. He announced his resignation as president and general manager of the Cowboys after 29 years with the club.

AIKMAN SIGNED – The Cowboys, holding the No. 1 pick in the NFL Draft for only the second time in their history, announced the signing of quarterback Troy Aikman to a six-year contract on April 20.

WALKER TRADED – Herschel Walker is traded to Minnesota on Oct. 12 for five players, six conditional draft choices and a 1992 first round draft choice. Among the players who actually came to Dallas as a result of the trade include Emmitt Smith, Russell Maryland, Kevin Smith and Darren Woodson.

JORDAN HONORED – Former All-Pro linebacker Lee Roy Jordan (1963-76), became the seventh member of the Ring of Honor. Jordan was honored during ceremonies at halftime of the Phoenix Cardinals game on Oct. 29.

1990

AUSTIN TRAINING CAMP – Beginning on July 18, nearly 100,000 fans visit the Cowboys first ever in-state training camp at St. Edward's University in Austin, Tex.

LANDRY ENTERS HALL OF FAME – Tom Landry, who led the Cowboys to five Super Bowls and 20 consecutive winning seasons as the Cowboys head coach from 1960-88, was inducted into the Pro Football Hall of Fame in his first year of eligibility. Enshrined on Aug. 4 at Canton, Ohio, Landry joined former Dallas players Bob Lilly and Roger Staubach as the only Hall of Fame members who built their achievements with the Cowboys.

SMITH ROOKIE OF THE YEAR, JOHNSON COACH OF THE YEAR – Following a dramatic turn-around season where the team posted a 7-9 record and missed the playoffs by one game, Jimmy Johnson was named the NFL Coach of the Year by the Associated Press. Running back Emmitt Smith, who led all NFL rookie running backs in rushing yardage and touchdowns, was named the A.P.'s NFC Offensive Rookie of the Year.

1991

RECORD DRAFT HAUL INCLUDES MARYLAND AS NO. 1 OVERALL PICK – After a pre-draft trade with the New England Patriots, the Cowboys used the No. 1 overall selection in the NFL Draft for only the third time in franchise history. Dallas chose Outland Trophy winner Russell Maryland (DT) with the top pick. The Cowboys went on to acquire 16 more choices, setting a club record for most selections in a 12-round draft with 17 overall.

SCHRAMM ENTERS HALL OF FAME – One of the NFL's true innovators, and the guiding force behind the development of America's Team, Tex Schramm was inducted into the Pro Football Hall of Fame on July 27, 1991. Schramm, who served as the President and General Manager of the Dallas Cowboys from the team's inception in 1960 until his retirement in 1989, joined Staubach, Lilly and Landry with his enshrinement in Canton, Ohio.

RETURN TO THE PLAYOFFS – After winning the final five games of the season, Dallas finished with an 11-5 record – the team's best mark since the 1983 season. The initial spark to the winning streak was a 24-21 win over the eventual World Champion Washington Redskins on Nov. 24. The win, at Washington's RFK Stadium, ended the Redskins' bid for a perfect regular season after 11 straight wins. Dallas finished second in the NFC East and qualified as the NFC's No. 2 Wild Card Playoff entry, marking the club's first postseason trip since 1985. Dallas traveled to Chicago and defeated the Bears 17-13 in the opening round Wild Card Game before dropping a 38-6 decision at Detroit the following week.

SMITH AND IRVIN LEAD NFL – Emmitt Smith and Michael Irvin became the first two players from the same team to lead the NFL in rushing yardage and receiving yardage in the same season. Smith had 1,563 yards rushing, while Irvin set single-season club records for receptions (93) and receiving yardage (1,523). Both players were named to the NFC Pro Bowl squad along with tight end Jay Novacek and quarterback Troy Aikman. The Cowboys sent four offensive players to the Pro Bowl for the first time since 1979, and Irvin was named the MVP of the Pro Bowl Game.

1992

JONES NAMED TO COMPETITION COMMITTEE – On May 1, Jerry Jones, was appointed to the NFL's Competition Committee by Commissioner Paul Tagliabue. Jones became the first owner to serve on the prestigious committee since the death of Cincinnati's Paul Brown.

FOURTEENTH DIVISION CHAMPIONSHIP – Before a national television audience on ABC's Monday Night Football, the Cowboys defeated the Atlanta Falcons (41-17) at the Georgia Dome to claim the NFC Eastern Division Championship. The victory marked the Cowboys first divisional title since 1985.

RECORD NUMBER OF OFFENSIVE PRO BOWL SELECTIONS – Six players from the Cowboys offense were selected to play in the Pro Bowl: RB Emmitt Smith, TE Jay Novacek, QB Troy Aikman, WR Michael Irvin, G Nate Newton and C Mark Stepnoski. The six players establish a Dallas Cowboys record for most offensive players selected to the Pro Bowl.

CLUB RECORD FOR VICTORIES/SMITH EARNS SECOND RUSHING TITLE – On Dec. 27, Dallas defeated Chicago by a 17-14 score at Texas Stadium. The victory was the 13th of the year for Dallas, establishing a new club record for victories in a season. Emmitt Smith finished the season with 1,713 rushing yards, enabling Smith to become the first player to win back-to-back NFL rushing titles since Eric Dickerson (1983-84).

ROAD ATTENDANCE RECORD SET – The Cowboys set a new team record for road attendance by averaging 72,523 fans-per-road game in 1992. The team also played before a sold-out stadium in all 16 regular season games for the first time since the 1981 season.

SIXTH NFC TITLE – On January 17, 1993, the Cowboys defeated the San Francisco 49ers by a 30-20 score at Candlestick Park. The victory sends Dallas to Super Bowl XXVII in Pasadena, marking the Cowboys first NFC title, and Super Bowl trip, since 1978.

THIRD WORLD CHAMPIONSHIP – While making an NFL record sixth Super Bowl appearance, the Cowboys defeated Buffalo 52-17 in Super Bowl XXVII at the Rose Bowl in Pasadena on Jan. 31, 1993. The victory enabled the Cowboys to become the only franchise in NFL history to win more than one Super Bowl under two different ownerships. The Super Bowl crowd of 98,374 was the largest crowd to ever witness a Dallas Cowboys game. The game was also witnessed by 133.4 million television viewers, making Super Bowl XXVII the most watched event in television history.

1993

WHITE HOUSE VISIT – The Super Bowl Champion Dallas Cowboys became the first athletic team to visit the White House under the Clinton administration. The Cowboys team visit to the White House was the first in club history. (March 5).

LANDRY HONORED – Former Head Coach Tom Landry, who led Dallas to two Super Bowl wins and five NFC titles in his 29 years at the Cowboys helm, became the eighth member of the Ring of Honor during halftime ceremonies of the Cowboys-New York Giants game on Nov. 7.

RECORD NUMBER OF PRO BOWL SELECTIONS – An NFC-record 11 Dallas players were selected to the Pro Bowl, including a club-record eight offensive selections (seven Pro Bowl starters).

FIFTEENTH DIVISION CHAMPIONSHIP – In the final game of the regular season, the Cowboys defeat the New York Giants 16-13 in overtime at Giants Stadium to claim their 15th division crown and their second consecutive NFC East title (Jan. 2).

SMITH EARNS THIRD RUSHING TITLE – Emmitt Smith finishes the season with 1,486 yards to earn his third straight NFL rushing crown. He becomes just the fourth man in NFL history to win three consecutive rushing titles.

SEVENTH NFC TITLE – Dallas defeats San Francisco 38-21 in the NFC Championship Game at Texas Stadium. The victory gives the Cowboys an NFL-record seventh conference championship in the first conference title game to be played at Texas Stadium since Jan. 1, 1978 (a 23-6 win over Minnesota).

FOURTH WORLD CHAMPIONSHIP – Dallas becomes one of just three NFL teams to win four Super Bowls by defeating Buffalo (30-13) in Super Bowl XXVIII. The game, played at the Georgia Dome in Atlanta, featured two rushing touchdowns by Super Bowl MVP Emmitt Smith. Dallas raised its NFL record number of Super Bowl appearances to seven (one fourth of all the Super Bowl games played).

1994

SWITZER NAMED HEAD COACH – Barry Switzer is named the new head coach of the Dallas Cowboys – and the third head coach in team history– on March 30. Switzer replaces Jimmy Johnson, who stepped down as the Cowboys head coach the previous day.

DORSETT AND WHITE ENTER HALL OF FAME – Tony Dorsett, the Cowboys all-time leading rusher in his 11-year career with the Cowboys from 1977-87, and Randy White, a nine-time Pro Bowl defensive tackle in his 14-year career with the Cowboys from 1975-78, are both inducted into the Pro Football Hall of Fame in their first year of eligibility. They were enshrined on July 30 in Canton, Ohio.

NFL RECORD CROWD IN MEXICO CITY – The Cowboys travel to Mexico City to play the Houston Oilers in a preseason game in front of 112,376 fans, the largest crowd to ever witness an NFL game (Aug. 15).

DORSETT AND WHITE HONORED – Former All-Pros, running back Tony Dorsett and defensive tackle Randy White, became the ninth and tenth members of the Ring of Honor. They were honored during ceremonies at halftime of the Arizona Cardinals game on Oct. 9.

SIXTEENTH DIVISION CHAMPIONSHIP – The Cowboys clinched the NFC Eastern Division Crown in the first week of December with a 31-19 victory over the Eagles in Philadelphia (Dec. 4).

RECORD NUMBER OF PRO BOWL SELECTIONS – AGAIN – For the second straight year, the Cowboys send 11 players to the Pro Bowl, tying the NFC record that Dallas established in 1993.

NFL RECORD FOR TITLE GAME APPEARANCES – While making an NFL record 13th NFC Championship Game appearance, the Cowboys become the only team in NFL history to advance to at least two championship games in every decade of the team's existence. Dallas fell short of its third straight Super Bowl with a 38-28 loss to the San Francisco 49ers at Candlestick Park on Jan. 15, 1995.

1995

SEVENTEENTH DIVISION CHAMPIONSHIP – On Dec. 24, Dallas wrapped up its fourth straight NFC Eastern Division title – a feat that no other NFC East team has accomplished other than the Cowboys teams from 1976 to 1979.

SMITH WINS FOURTH RUSHING CROWN – Emmitt Smith closes the season with a team-record 1,773 rushing yards and an NFL record 25 touchdowns. Smith led the NFL in rushing for the fourth time in five years, becoming just the fifth player in NFL history to win at least four rushing titles.

TEN PRO BOWLERS SELECTED – Ten Cowboys are selected to the NFC Pro Bowl squad. Since 1993, Dallas has earned 32 Pro Bowl selections – the most ever by one team over a three year period of time.

EIGHTH NFC TITLE – The Cowboys win an NFL record eighth conference championship game by defeating the Green Bay Packers 38-27 at Texas Stadium on Jan. 14, 1996. The victory marked the Cowboys third NFC title in four years.

THREE SUPER BOWL TITLES IN FOUR YEARS – Dallas becomes the first team in NFL history to win three Super Bowls in a four year period by defeating the Pittsburgh Steelers 27-17 in Super Bowl XXX at Sun Devil Stadium in Tempe, AZ. The game, played on Jan. 28, 1996, is witnessed by 138.4 million television viewers, making Super Bowl XXX the most watched event in television history. The victory enables Dallas to earn its fifth Super Bowl title – joining the San Francisco 49ers as the only NFL franchises to win five Super Bowls. The Cowboys have now appeared in an NFL record eight Super Bowls – three more than any other team.

1996

RENFRO ENTERS HALL OF FAME – Mel Renfro, a 10-time Pro Bowl selection, becomes the seventh player in club history to gain induction into the Pro Football Hall of Fame. During his 14-year career, Renfro became one of the best to ever play in the secondary, recording 52 career interceptions and a 26.4-yard career kickoff return average – marks that still stand as club records.

SMITH PASSES 10,000 YARDS – On a six-yard dash up the middle against Washington on Thanksgiving Day, Emmitt Smith became the 12th player in NFL history to rush for 10,000 yards. Smith's feat highlighted a 21-10 win over the Redskins at Texas Stadium on Nov. 28.

NINE PRO BOWLERS SELECTED – A NFL-high nine players are selected to the NFC Pro Bowl squad, the fourth straight year Dallas has led the NFL in Pro Bowl selections. Over the past four seasons, Dallas has sent 41 players to Hawaii, the most ever in the NFL in a four-year period. The next highest total was posted by the 1971-74 Miami Dolphins with 38.

EIGHTEENTH DIVISION CHAMPIONSHIP – On Dec. 15, Dallas wrapped up its fifth straight NFC Eastern Division title – a feat never before achieved in the NFC East – and the eighteenth division title in team history with a 12-6 win over New England at Texas Stadium. The Carolina Panthers eliminated the Cowboys from the playoffs in a divisional playoff loss at Carolina.

1997

IRVIN TOPS 10,000 YARDS – On a 14-yard touchdown reception at Washington on Oct. 13, Michael Irvin became the 14th player in NFL history to record over 10,000 yards receiving.

PLAYOFF STREAK SNAPPED – The Cowboys close the 1997 season with a 6-10 record, marking the team's first non-playoff season since 1990.

1998

GAILEY NAMED HEAD COACH – Jerry Jones named Chan Gailey as the fourth head coach in the history of the Dallas Cowboys franchise on Feb. 12. Gailey, who had previously served as the Pittsburgh Steelers offensive coordinator, replaced Barry Switzer, who resigned from his position on January 9th.

TRAINING CAMP OPENS IN WICHITA FALLS – The Cowboys open training camp at Midwestern State University in Wichita Falls, Texas on July 15. Attendance figures for the four-week camp exceed 100,000.

SANDERS SETS RETURN MARK – On Sept. 21, Deion Sanders returned a punt 59 yards for a touchdown in the first half at the New York Giants and then took an interception 71 yards for a score in the fourth quarter. It was the first time in club history one player scored two touchdowns on returns of any kind in the same game.

SMITH BECOMES CLUB'S ALL-TIME RUSHER – With 163 yards on 29 carries in a 16-6 win over the New York Giants on Nov. 8, Emmitt Smith becomes the Dallas Cowboys all-time leading rusher. Smith's performance pushes him past Tony Dorsett (12,036) and into the Cowboys top spot.

NINETEENTH DIVISION CHAMPIONSHIP – After a one-year absence from postseason play, the Cowboys clinch their sixth NFC Eastern Division title in the last seven years with a 13-9 win over Philadelphia at Texas Stadium on Dec. 20. The 1998 division crown is the 19th division championship (15th NFC East title) in the club's 39-year history.

SMITH BECOMES NFL'S ALL-TIME RUSHING TOUCHDOWN LEADER – After scoring a first-half touchdown on a one-yard run against the Redskins at Texas Stadium, Emmitt Smith becomes the NFL's all-time leader in rushing touchdowns, moving ahead of Marcus Allen (123). Smith later added a 26-yard TD run to bring his record total to 125 rushing touchdowns by season's end.

COWBOYS POST 10 WINS AND SWEEP NFC EAST – The Cowboys closed the year with a 23-7 victory over Washington and a 10-6 record, marking the 23rd season in which Dallas recorded at least 10 wins – a NFL record. The win over the Redskins also enabled Dallas to become the first team in the history of the NFC East to post an 8-0 record in division play.

COWBOYS EXTEND NFL-RECORD WITH 25TH PLAYOFF APPEARANCE – The Cowboys extended their NFL record for postseason appearances to 25 with a 20-7 loss to Arizona in a NFC Wild Card Playoff Game at Texas Stadium on Jan. 2, 1999.

1999

COWBOYS COMEBACK – The Cowboys overcome a 21 point fourth quarter deficit and pull out an overtime win over the Washington Redskins in the season opener on Sept. 12. After the team scored 21 points in the fourth quarter to tie the game – tying the largest deficit overcome to win a game – Troy Aikman connected with Raghib Ismail on a 76-yard bomb in overtime to provide the final margin of victory.

IRVIN RECORDS FINAL CATCH – On Oct. 10 at Veterans Stadium in Philadelphia, wide receiver Michael Irvin went across the middle and hauled in an eighty-yard reception for the 750th catch of his career. The catch would be the last of his career as he suffered neck and back injuries on the play and was never able to return to the playing field. Irvin finished his career tied for 10th on the NFL's all-time reception list and was ninth all-time in receiving yards.

SELLOUT STREAK ENDS – The Dallas Cowboys NFL-record of consecutive games in front of sold out stadiums comes to an end on Dec. 24, 1999 in a Christmas Eve game against the New Orleans Saints in the Louisiana Superdome. The streak, which included home and away games, came to a halt after 160 games. It began on December 23, 1990 at Philadelphia's Veterans Stadium and included 79 straight sell-outs at Texas Stadium (including playoffs) and 81 straight sell-outs on the road (including playoffs).

AIKMAN NFL'S WINNINGEST QUARTERBACK – With eight wins in 1999, Troy Aikman became the winningest starting quarterback of any decade in NFL history with 90 wins in the 1990s. He broke the mark of 86 wins set by Joe Montana in the 1980s.

TEAM OF THE 90'S – The Cowboys close the century as the NFL's most successful team in the decade of the 1990s. From 1990 to 1999, Dallas qualified for the playoffs eight times, won six division titles, made four trips to the conference championship game and won three Super Bowls.

SMITH BECOMES NFL'S ALL-TIME LEADING POSTSEASON RUSHER – Emmitt Smith ran for 99 yards in a 27-10 loss at Minnesota in an NFC Wild Card Playoff Game on Jan. 9, 1999. The total gave Smith the NFL record with 1,586 career postseason rushing yards, moving him past Franco Harris (1,556).

2000

CAMPO NAMED HEAD COACH – Jerry Jones named Cowboys defensive coordinator Dave Campo as the fifth head coach in franchise history on Jan. 26. Campo spent the previous 11 seasons as an assistant coach in Dallas and was the defensive coordinator for the 1995 team that won Super Bowl XXX. He replaced Chan Gailey, who was fired on Jan. 11.

TOM LANDRY DIES – After a long battle with leukemia, Tom Landry died on Feb. 12 at the age of 75.

SMITH ECLIPSES 15,000 YARDS – With 150 yards rushing against Washington on Dec. 10, running back Emmitt Smith became just the third player in NFL history to rush for over 15,000 career yards, joining Walter Payton and Barry Sanders. Smith's effort also pushed him past the 1,000-yard mark for the season, marking the 10th consecutive season he has done so. Barry Sanders is the only other player to have accomplished this feat.

2001

AIKMAN RETIRES – At a press conference at Texas Stadium on April 9, quarterback Troy Aikman announced his retirement after 12 seasons with the Cowboys. Aikman departed holding or tied for 47 separate club passing records.

HAYES HONORED – Former All-Pro wide receiver Bob Hayes, the "World's Fastest Human," became the 11th member of the Ring of Honor. He was inducted during a ceremony at halftime of the San Diego game on Sept. 23.

2002

SMITH BECOMES NFL'S ALL-TIME LEADING RUSHER – On second-and-seven from the Dallas 30-yard line with 9:28 remaining in the fourth quarter against Seattle at Texas Stadium on Oct. 27, Emmitt Smith burst up the middle on an 11-yard run to become the NFL's all-time leading rusher. With that carry, he moved past Walter Payton's mark of 16,726 career rushing yards. Smith finished the day with 109 yards on 24 carries. By season's end, he had extended the record to 17,162 career rushing yards.

2003

PARCELLS BECOMES SIXTH COACH IN CLUB HISTORY – On Jan. 2, Bill Parcells was named the sixth head coach in club history, replacing Dave Campo who was fired on December 30. In 15 seasons as a head coach with the New York Giants, the New England Patriots and the New York Jets, Parcells has posted a 149-106-1 record, including victories in Super Bowls XXI and XXV with the Giants and an appearance in Super Bowl XXXI with the Patriots. His 149 career wins place him 13th in NFL history.

EMMITT SMITH RELEASED – On Feb. 27, Emmitt Smith was released after 13 seasons with the club. He departs as the NFL's all-time leading rusher and holds or is tied for 62 club records. On March 27, Smith signed a two-year contract with the Arizona Cardinals.

TEX SCHRAMM DIES – One of the founding fathers of the Dallas Cowboys, Tex Schramm died on July 15 at the age of 83.

SCHRAMM HONORED – The first president and general manager of the club, Tex Schramm became the 12th member of the Ring of Honor. He was a driving force in turning a 1960 expansion team into one of the most popular and successful sports franchises in the world. Schramm was honored during a halftime ceremony of the Philadelphia game on Oct. 12.

COWBOYS POST 10 WINS AND RETURN TO THE PLAYOFFS – The Cowboys topped the N.Y. Giants on Dec. 21 to record their 10th win of the season and secure a wild card berth in the playoffs. It was the club's 27th postseason appearance, extending their NFL record. It was also the 24th season in franchise history that the club had posted at least 10 wins, also a league record.

2004

HARRIS AND WRIGHT HONORED – Two members of the NFL's All-Decade team from the 1970s, Cliff Harris and Rayfield Wright, became the 13th and 14th members of the Ring of Honor. The duo were key members of the Cowboys teams that captured Super Bowl VI and XII titles and were both six-time Pro Bowl selections. Harris and Wright were honored during a ceremony at halftime of the N.Y. Giants game on Oct. 10.

ARLINGTON TEXAS AND THE DALLAS COWBOYS – With 55% of the vote, the citizens of Arlington, Texas, overwhelming support a stadium referendum at the polls on Nov. 2. The public-private partnership between the City of Arlington and the Dallas Cowboys will fund a retractable roof stadium with capacity for up to 90,000 people in the heart of Arlington's entertainment district. With over \$400 million committed by the team and stadium users, it will be the largest private investment in a stadium in NFL history, and the stadium will give North Texas the ability to bring major events like the Super Bowl and the NCAA Final Four to the region.

SMITH AND WOODSON RETIRE – Within one month's time, the NFL's all-time leading rusher and the Cowboys all-time leading tackler walk away from the game of football for the final time. At a December 29 press conference, Darren Woodson announced his retirement after 12 seasons with the Cowboys. Woodson departed with the club record for career tackles with 1,350. Just a few weeks later on February 3, 2005 at a press conference in Jacksonville, Florida, at Super Bowl XXXIX, Emmitt Smith announced his retirement after 13 seasons with the Cowboys and two with the Arizona Cardinals. In 15 NFL seasons he amassed league records with 18,355 rushing yards, 164 rushing touchdowns and 78 100-yard rushing games.

2005

TRIPLETS HONORED – Troy Aikman, Michael Irvin and Emmitt Smith, the cornerstone players of the three-time Super Bowl Champion Cowboys teams of the 1990s became the 15th, 16th and 17th members of the club's Ring of Honor. The trio finished their Cowboys career holding almost every major passing, receiving and rushing record while helping the team become the NFL's Team of the Decade for the '90s. A record crowd of 65,207 fans pack Texas Stadium to witness the halftime event during the Monday Night Football match-up against division rival Washington on Sept. 19.

29TH WINNING SEASON – With a 24-20 win at Carolina, the Cowboys clinch the 29th winning season in the franchise's 46 years in operation. Dallas finished the year 9-7.

20 MILLION FANS – The Cowboys played in front of 63,131 fans in the regular season finale at Texas Stadium on Jan. 1, 2006, pushing the club's all-time home attendance figure past the 20 million mark. Dating back to the 1960 franchise opener at the Cotton Bowl, 20,002,761 fans have now seen the Dallas Cowboys live at the Cotton Bowl and Texas Stadium.

2006

AIKMAN AND WRIGHT ENTER HALL OF FAME – Three time Super Bowl Champion quarterback Troy Aikman and six-time Pro Bowl tackle Rayfield Wright become the eighth and ninth former Cowboys to be enshrined in the Pro Football Hall of Fame in Canton, Ohio. Aikman, the MVP of Super Bowl XXVII and the winningest quarterback of the 1990's is selected in his first year of eligibility. Wright, a member of the NFL's 1970s All-Decade team and two Super Bowl winning teams in Dallas is selected in his first year as a senior's committee nominee. Enshrinement ceremonies were scheduled for Aug. 5, 2006 in Canton, Ohio.

CONSTRUCTION BEGINS ON NEW COWBOYS STADIUM – On April 10, 2006, ground was broken on the new Dallas Cowboys Stadium in Arlington, Texas. The state-of-the-art venue is scheduled for completion by the start of the 2009 NFL season and will accommodate between 80,000 and 100,000 fans.

30th WINNING SEASON AND 28th PLAYOFF APPEARANCE – A victory over the Atlanta Falcons in the Georgia Dome on Dec. 16 wrapped up the Cowboys place in the NFL playoffs for the 28th time while securing the club's 30th winning season (9-7).

2007

PHILLIPS HIRED AS SEVENTH HEAD COACH – On Feb. 8, Jerry Jones announced the appointment of Wade Phillips as the seventh head coach in Dallas Cowboys history. Phillips, who brought a previous 45-35 record as an NFL head coach to the club, replaced Bill Parcells who announced his retirement from coaching on Jan. 22.

SUPER BOWL AWARDED TO NORTH TEXAS AND COWBOYS NEW STADIUM – On May 22, at NFL owners' meetings in Nashville, North Texas was selected to host Super Bowl XLV. The game will be played at the Cowboys new stadium in Arlington, Texas on February 6, 2011. The first Super Bowl to be presented in North Texas was awarded on the fourth ballot of a vote by the NFL ownership.

IRVIN ENTERS HALL OF FAME – Michael Irvin, a member of six divisional winners and three Super Bowl championship teams with the Cowboys of the 1990s, became the 10th former Dallas Cowboys player to be enshrined in the Pro Football Hall of Fame. Irvin, the Cowboys career leader in receptions and yardage, chose team owner Jerry Jones to present him for induction at the ceremony in Canton, Ohio on Aug. 4, 2007.

COWBOYS WIN NFC EASTERN DIVISION – With a 28-27 win at Detroit (Dec. 9), the Cowboys clinched the NFC Eastern Division title for the first time since 1998. The win gave Dallas its 20th division championship (16th NFC East). Dallas closed the season with an NFC-best 13-3 record, tying the club mark for regular season victories that was set in 1992.

2008

PRO BOWL COWBOYS – A record 13 Dallas Cowboys participated in the Pro Bowl in Hawaii (Feb. 10). Representing the club on offense were starters Tony Romo (QB), Terrell Owens (WR), Flozell Adams (LT), Andre Gurode (C), Leonard Davis (RG) and Jason Witten (TE). Marion Barber (RB) was a reserve for the NFC offense. On the defensive side, DeMarcus Ware (LB) and Ken Hamlin (FS) were starters while Roy Williams (SS), Terence Newman (CB) and Greg Ellis (LB) were reserves. Rookie placekicker Nick Folk was also selected.

A FINAL FAREWELL – The Dallas Cowboys played their final game at Texas Stadium against the Baltimore Ravens on Saturday, December 20 in front of 63,800 fans. Jason Witten scored the final Cowboys touchdown at the stadium on a 21-yard pass from Tony Romo to cut Dallas' deficit to 26-24 with 1:36 remaining. On Baltimore's next possession, LeRon McClain scored on an 82-yard run to mark the longest running play by an opponent at the stadium to give the Ravens the 33-24 win.

SACK ATTACK – In the final game at Texas Stadium, DeMarcus Ware picked up his league-leading 20th sack of the season. Ware's 20 sacks also established a club record since sacks became an official stat in 1982.

2009

HAYES ENTERS HALL OF FAME – “Bullet” Bob Hayes was enshrined in the Pro Football Hall of Fame, becoming the 11th former Cowboy to receive that honor. Hayes spent 10 seasons with the Cowboys and revolutionized the wide receiver position and the way defenses would play in the NFL. He began his 11-year NFL career after winning two Olympic gold medals at the 1964 Olympic Games in Tokyo, Japan where he earned the title of “The World’s Fastest Human.” The three-time Pro Bowl selection arrived in Dallas after the Olympics and remains - as the only rookie in franchise history to ever lead the team in receptions (46), receiving yards (1,003) and a rookie club record of 12 touchdown catches.

DRAFTING A DOZEN – The Dallas Cowboys entered the 2009 draft with 11 selections and finished the weekend with 12 picks. Dallas’ 12 draft picks marked the most selected since the draft was shortened to seven rounds in 1994 and the most overall picks since selecting 15 players in 1992’s 12-round draft. After trading away their second round pick - the club’s only first-day draft pick - Dallas selected all 12 picks from Round Three on to mark the most selections after the third round since picking up 14 players in the 12-round draft in 1991.

RIBBON CUTTING – In a ceremony involving the Jones Family, Arlington Mayor Robert Cluck, and a host of Cowboys greats on hand, the West End Zone doors to AT&T Stadium were officially opened to a crowd of close to 2,000 as part of the building’s Ribbon Cutting ceremony on May 27.

OPENING ACT – The inaugural event at AT&T Stadium was a star-studded country music concert headlined by George Strait. Superstar Reba McEntire, singer/songwriter Blake Shelton and recording artist Lee Ann Womack joined the event.

ATTENDANCE RECORD – The 105,121 fans who attended the first regular season game at AT&T Stadium (Dallas vs. the N.Y. Giants, 9/20/09) became the largest crowd to ever witness an NFL regular season – or postseason – game.

2010

COWBOYS WIN NFC EASTERN DIVISION – With a 24-0 win over Philadelphia (1/3/10), the Cowboys wrapped up the NFC Eastern Division title – marking the 21st division crown in the club’s 50 year history. Dallas advanced to the playoffs for the 12th time in the 21 years of Jones’ tenure as the owner and general manager.

AT&T STADIUM HOSTS FIRST PLAYOFF GAME – Dallas beat Philadelphia 34-14 in front of 92,951 fans in Arlington (1/19/10). The victory increased the Cowboys NFL-best total of all-time postseason wins to 33.

NBA ALL STAR GAME – The 108,713 fans who saw the NBA All Star Game at AT&T Stadium became a part of history as they made up the largest crowd to attend a basketball game – at any level-in the more than 100-year history of the sport.

SMITH ENTERS HALL OF FAME – Emmitt Smith, the NFL’s all-time leading rusher with 18,355 yards and winner of three Super Bowl rings, became the 12th player in franchise history inducted into the Pro Football Hall of Fame. Smith, who won NFL and Super Bowl MVP awards and is the NFL record holder with 11 consecutive 1,000-yard rushing seasons, is presented by team owner Jerry Jones for the induction ceremony.

MIDSEASON CHANGE – For the first time in Dallas Cowboys history, a coaching change was made during the season. Wade Phillips was relieved of his duties on Nov. 8 and Jason Garrett was named Interim Head Coach. Under Garrett, Dallas finished the season 5-3 after starting it 1-6.

2011

GARRETT BECOMES EIGHTH HEAD COACH IN CLUB HISTORY – On Jan. 5, Jason Garrett was named the eighth head coach in franchise history after serving as the interim head coach for the second half of the 2010 season. Garrett spent the previous four seasons as the club’s offensive coordinator while also serving as the assistant head coach for three.

NEW COACHING STAFF MOVES IN – Beginning with the hiring of Rob Ryan as the club’s defensive coordinator on Jan. 15, Dallas added six new coaches and added duties to three others. Matt Eberflus became the linebackers coach on Jan. 26, followed by Ben Bloom as the defensive quality control coach/linebackers on Jan. 31. Brian Baker was named defensive line coach on Feb. 7, Mike Woicik returned as the strength and conditioning coach on Feb. 9, Jimmy Robinson became the assistant head coach/wide receivers on Feb. 11 and Walt Williams an assistant strength and conditioning coach on Feb. 14. On Feb. 17, John Garrett added the title passing game coordinator, Hudson Houck running game coordinator and Wes Phillips was named assistant offensive line coach.

SANDERS ENTERS HALL OF FAME – Deion Sanders, a member of three divisional winners and a Super Bowl championship team with the Cowboys from 1995-99, became the 13th former Dallas Cowboys player to be enshrined in the Pro Football Hall of Fame. Sanders, the biggest free agent move in the history of the franchise at the time, was also the only man in professional sports to play in both a World Series and a Super Bowl.

SUPER BOWL XLV COMES TO NORTH TEXAS – For the first time in the region’s history, North Texas played host to a Super Bowl when the Green Bay Packers and Pittsburgh Steelers faced off in Super Bowl XLV on Feb. 6 at AT&T Stadium. The Packers earned their fourth Super Bowl Championship with a 31-25 win in front of 103,219 fans - the fourth-largest crowd to watch a Super Bowl.

THREE ENTER RING OF HONOR – Larry Allen, Charles Haley and Drew Pearson were inducted into the Ring of Honor on Nov. 6, 2011 at halftime of the Cowboys-Seahawks game becoming the 18th, 19th and 20th members of the club's Ring of Honor. All three players earned Super Bowl rings in their years with the Cowboys, Allen - three; Haley - three and Pearson - one.

SETTING RECORDS – DeMarco Murray saw extended time against St. Louis (10/23) with an injury to Felix Jones. Murray seized the opportunity and established a single-game club record with 253 rushing yards, breaking Emmitt Smith's mark of 237 set in 1993. He scored his first career touchdown on a 91-yard run which was the longest first career rushing touchdown in NFL history and the second-longest run in team history. Over the course of the next four games, he rushed for 601 yards, the most in club history over that span.

2012

COACHING STAFF ADDITIONS – The Dallas Cowboys welcomed three new coaches to their staff in the 2012 offseason starting with Bill Callahan, who was named the club's offensive coordinator/offensive line coach on Jan. 12. That same day, the club hired Jerome Henderson to lead the secondary and added Joe Baker as an assistant secondary coach on Feb. 13.

FREE AGENCY FRENZY – The Cowboys were active in free agency, signing seven veteran players, the most since 1990 when 16 were signed. The club targeted cover corner, Brandon Carr and locked him up with a five-year \$50.1 million contract on March 14. The team also signed guard Mackenzy Bernadeau, quarterback Kyle Orton, and fullback Lawrence Vickers on the same day. Linebacker Dan Connor was added on March 15, guard Nate Livings on March 16 and safety Brodney Pool on March 19.

TRADE TO LAND IN TOP 10 – With the trade to move up to the sixth overall pick to select cornerback Morris Claiborne, the Cowboys traded into the top 10 in the NFL Draft for the first time since trading up to draft Russell Maryland with the top overall selection in 1991.

All-time Receptions leader – In the fourth quarter of the game at Atlanta (11/4), Jason Witten hauled in his fourth catch of the game to give him 751 career receptions to pass Michael Irvin's club record of 750.

BREAKING A RECORD – With his third catch of the home finale against New Orleans On Dec. 23, Jason Witten established an NFL tight end single-season receptions record, finishing the game with 103 catches. The previous mark was held by Tony Gonzalez (102 in 2004). Witten finished the season with 110 catches, just one shy of Michael Irvin's record set in 1995.

2013

TWO MORE COWBOYS IN HALL OF FAME – Dallas had two more members enshrined in the Pro Football Hall of Fame in Canton, Ohio when Larry Allen and Bill Parcells were both inducted. Allen, a member of the NFL's All-Decade Team for the 1990s and 2000s, became the second Cowboys offensive lineman to earn a bust in Canton. Parcells, who coached four seasons in Dallas, is the third head coach (Tom Landry) or executive (Tex Shramm) to have the honor.

2014

IT'S GOOD! – Dan Bailey drilled two field goals in the win at St. Louis (9/21) to pass Chris Boniol with the longest streak of consecutive field goals made - 28. He added two more against Houston (10/5) before missing one in that same game, setting the mark at 30.

500th WIN – In handing New Orleans (9/28) a 38-17 Sunday night loss, the Dallas Cowboys registered their 500th overall win (including postseason). Dallas became the 11th team in NFL history with 500 wins, and did it in 880 games, the second-fastest to reach 500. Chicago was the fastest, reaching the mark in 870 games.

900 CATCHES FOR 10,000 YARDS – Jason Witten became the second Dallas Cowboy (Irvin) to reach 10,000 career receiving yards after tallying 59 yards against Houston (10/5). He then became just the second tight end - 16th player - in league history to reach 900 career catches with his two at Seattle (10/12).

THE GOAT – In the win at Seattle (10/12), Dan Bailey had three field goals, including a career-long 56-yarder, to give him 102 career field goals made. He became the second Cowboys kicker (Rafael Septien) to reach 100 and also qualified for all-time kicking stats. By season's end, Bailey's 89.8 field goal percentage is tops all-time.

RUN MURRAY, RUN – DeMarco Murray's 128 rushing yards against the N.Y. Giants (10/19) made him the first rusher in NFL history to record a streak of seven consecutive games to open the season with 100 rushing yards, breaking Jim Brown's 56-year old record of six straight games to open a season. Murray continued the streak a week later against Washington (10/27) before failing to reach 100 yards versus Arizona in Week 9, setting the NFL record at eight consecutive games. Murray was recognized as the NFL Offensive player of the month in both September and October for his accomplishments during the stretch.

ALL-TIME CLUB PASSING YARDS LEADER – Tony Romo completed 18-of-20 passes for 218 yards in the win at Indianapolis (12/21). His 218 yards gave him 32,971 for his career to pass Troy Aikman (32,942) as the club's all-time passing yards leader.

DOUBLE CROWN WITH A SPLASH – Dallas closed out its home schedule with a 42-7 victory over Indianapolis (12/21) to give the club its 22nd division and 18th NFC East title. Then the season-ending win at Washington (12/28) provided several highlights for Dallas. The club earned its eighth road win of the season to become the first team in club history and the sixth team since the NFL merger to go 8-0 on the road. Additionally, Murray finished the game with his club-record 12th 100-yard game of the season to give him 1,845 yards on the season, passing Emmitt Smith's previous mark of 1,773 (1995).

EIGHT-BALL TO THE PRO BOWL – The Dallas Cowboys had eight players - seven on offense - earn a selection to the Pro Bowl. DeMarco Murray made his second trip and was selected as a team captain. Tony Romo (fourth), Jason Witten (10th), Tyron Smith (second), Dez Bryant (first), Travis Frederick (first), Louis-Philippe Ladouceur (first) and Zack Martin (first) made the cut.

WITH HONORS – Dallas Cowboys Owner, President and General Manager Jerry Jones was recognized as the 2014 Pro Football Writers of America Executive of the Year. Jones is the first member of the Cowboys – and second NFL owner (Al Davis, Oakland – 2002) – to earn the PFWA's Executive of the Year award, which began in 1993. DeMarco Murray was named the AP Offensive Player of the Year for 2014. In his best season as a professional, Murray led the NFL with a Cowboys franchise-record 1,845 rushing yards, 2,261 scrimmage yards, 392 rush attempts and 13 touchdowns while carrying the Cowboys into the playoffs for the first time since 2009. The Dallas Cowboys placed a league-high four players – wide receiver Dez Bryant, center Travis Frederick, running back DeMarco Murray and tackle Tyron Smith – on the 2014 All-NFL team, chosen in voting conducted by the Professional Football Writers of America (PFWA).

2015

COACH EXTENDED – The Dallas Cowboys signed Head Coach Jason Garrett to a five-year contract extension on January 15, 2015. Garrett is third on the Dallas Cowboys all-time coaching wins list, with 42 regular and postseason victories. The Cowboys also announced an extension for Defensive Coordinator Rod Marinelli as well as an extension and promotion of Scott Linehan to offensive coordinator.

WOODSON HONORED – During halftime of Dallas' Nov. 1, 2015 game against the Seattle Seahawks, Darren Woodson was inducted as the 21st member of the Cowboys Ring of Honor at AT&T Stadium. He finished his career as the Cowboys all-time leading tackler with 1,350 stops, was named to the Pro Bowl five times and was a three-time Super Bowl champion.

DYNAMIC DUO – Tony Romo connected with Dez Bryant for their 50th touchdown in the fourth quarter at Miami (11/22) to surpass Troy Aikman and Michael Irvin (49) for the most QB-WR touchdowns in franchise history. It took Bryant and Romo 68 games to score 50 touchdowns, while it took Aikman and Irvin 128 games to reach 49 touchdowns.

ALL-TIME CONSECUTIVE GAMES PLAYED LEADER – Jason Witten played in his 197th consecutive game at Miami (11/22) to surpass Bob Lilly (196, 1961-1974) for the most consecutive games played in team history. He then played in his 200th consecutive game at Green Bay (12/13) to become the first Cowboy to reach that milestone.

1,000 RECEPTIONS – Jason Witten reached 1,000 career receptions at Washington (12/7) to become the 12th player in NFL history - second tight end - to do so. By reaching that mark in his 203rd game, he became the sixth-fastest player in NFL history - fastest tight end - to get to that point.

GARRETT PASSES JOHNSON IN WINS – Head Coach Jason Garrett earned his 45th career regular season win at Washington (12/7) to surpass Jimmy Johnson (44) for the second-most regular season head coaching wins in team history.

MOST CONSECUTIVE GAMES WITH A CATCH – Jason Witten caught a pass in his 118th consecutive game at Buffalo (12/27) to surpass Michael Irvin (117) for the most consecutive games with a catch in team history.

2016

END OF AN ERA – After 31 years of calling the Valley Ranch practice facility home, the Cowboys conduct their final practice at the team headquarters in Irving, TX on June 21.

A NEW HEADQUARTERS – The organization moves into The Star in Frisco, Texas, home of the new World Headquarters of the Dallas Cowboys. The move enables the team to become the first and only NFL team to share a training facility with a public high school athletic program at the Ford Center – an indoor venue with a seating capacity of 12,000.





SIDELINES

Home to the Dallas Cowboys

The Dallas Cowboys have called three different stadiums home during their 56 years of existence. Their original home was the Cotton Bowl (1960-1971) followed by Texas Stadium (1971-2008) and finally their current home, AT&T Stadium (2009-present.)

Cotton Bowl




The original Fair Park football stadium was built in 1921 and seated 15,000. That wooden structure was razed in 1930 and construction began on what is now the Cotton Bowl. The original seating capacity of the stadium was 46,200 and built at a cost of \$328,000. In January 1936, Fair Park Stadium was officially renamed The Cotton Bowl in recognition of the fact that more cotton was raised within 200 miles of Dallas than any other town in America. Later additions of upper decks on each side increased capacity to 75,504 by the time the Cowboys arrived in 1960. From

1960 into the 1971 season, the Cowboys called the Cotton Bowl home, posting a 45-33-4 record, including a 2-2 mark in postseason. Until 2009, the largest home crowd in club history was the 80,259 that packed into the Cotton Bowl on Nov. 24, 1966 to watch the Cowboys defeat the Cleveland Browns 26-14 in the inaugural Thanksgiving Day game in Dallas.

Texas Stadium



Texas Stadium, a football facility built at a cost of \$35 million in 1971, was the home of the Dallas Cowboys for 38 seasons and hosted its final game on Dec. 20, 2008 against the Baltimore Ravens. The Cowboys opened their facility on Oct. 24, 1971 with a 44-21 victory over New England. During that time, the Cowboys posted a 213-100 record (.681), including a 16-6 (.727) mark in post-season, at home. Located in the Dallas suburb of Irving, Texas Stadium had a seating capacity of 65,581 and featured 381 luxury suites, 52 concession stands, 40 specialty stands, 86 restrooms, 115 drinking fountains and 130 acres of parking. Texas Stadium's most unique feature was the partial roof which covered fans from inclement weather, but left the game outdoors. The Cowboys incorporated the design feature in their new home which also includes a retractable roof.



AT&T Stadium AT&T STADIUM

On Nov. 2, 2004 the voters of Arlington approved a public-private partnership with the Dallas Cowboys to build a state-of-the-art, retractable roof stadium in Arlington, Texas. Located in the heart of Arlington's entertainment district, construction on the stadium began in April 2006 and was completed early in the summer of 2009.



The largest NFL stadium ever built was designed to enhance the international Cowboys brand with its modern progressive architecture while incorporating elements of the Texas Stadium heritage such as the shape of the roof's opening, the Ring of Honor and Tom Landry statue.

The 3.0-million square-foot stadium has a capacity of up to 100,000. The stadium features signature monumental arches, an expansive retractable roof, massive glass retractable end zone doors, a distinguishing canted glass wall, and the world's largest center-hung HD video board.

"The challenge for us with this stadium was to innovate, but at the same time never forget to acknowledge tradition," said Jerry Jones, owner and president, Dallas Cowboys. "This stadium embodies the spirit of the Dallas Cowboys and that starts with the familiar 'hole in the roof.' What we have designed is a building we believe is both architecturally significant and also reflects the emotion and competition that goes on inside."

The stadium was designed by HKS Architects, one of the top stadium designers in the world. The stadium was renamed AT&T Stadium on July 25, 2013 after the Cowboys and AT&T announced a long term agreement.

The 2009 season rang in a new era for the Dallas Cowboys as the club moved to its new home in Arlington, Texas to kickoff the 2009 season. Officially opened on May 27, 2009 in a ribbon cutting ceremony, then named Cowboys Stadium hosted the first Cowboys game on Aug. 21 - a preseason contest against the Tennessee Titans. The first regular season Cowboys game was on September 20 against the N.Y. Giants, and the game set an NFL attendance record at 105,121.

Not only is the stadium home to the Dallas Cowboys, but it played host to Super Bowl XLV on February 6, 2011, the first Super Bowl in the region. This venue is also home to the annual Good-year Cotton Bowl Classic, as well as annual college football games, including the AdvoCare Classic which helps kick off the college football season on Labor Day Weekend each year. On Jan. 12, 2015 AT&T Stadium hosted the first ever College Football Playoff Championship Game, and the venue will also be part of the rotation for a college football playoff semifinal game. In April, 2014, the stadium hosted the NCAA Men's Basketball Final Four.

Key Design Highlights

★ **Monumental Arches** – The stadium features two monumental arches, soaring 292 feet above the playing field, which support a retractable roof. As the longest single span roof structure in the world, each boxed arch is 17 feet wide by 35 feet deep. Weighing 3,255 tons each, these impressive structures span a quarter mile (1,290 feet) in length. As one of the first components to be constructed, the arches form a striking silhouette on the Arlington landscape as sunlight reflects against the metallic surface during the day.



STAFF

PLAYERS


2015 SEASON

RECORDS

PLAYOFF
RECORDS

HISTORY

AT&T
STADIUM



★ **Retractable Roof** – Designed to be open or closed, depending on weather conditions, the expansive retractable roof is the largest of its kind in the world and measures approximately 661,000-square-feet. When closed, the roof encompasses 104-million-cubic-feet of volume, making it the largest enclosed NFL stadium. The retractable roof is designed specifically to emulate the opening at Texas Stadium, which was recognized around the world, and allows views inward and outward. Each panel can open or close in 10 minutes. The entire playing field can be seen from directly above.

★ **Retractable Doors** – The stadium features the largest retractable end zone doors in the world. Each has a five-leaf, clear, retractable opening measuring 120 feet high by 180 feet wide. The five 38-foot panels take only six minutes to open or close. By using clear glass for the door panels, spectators experience panoramic vistas from within the seating bowl and when circulating through the stadium concourses. Moreover, the operability provides air circulation during game-day and non-game-day events.

★ **Center-Hung Videoboard** – Within the seating bowl, Cowboys fans are provided with a one-of-a-kind feature unlike any other in the world, a center-hung video board. Hanging 90 feet above the



★ **Canted Glass Wall** – One of the most compelling architectural features of the stadium design is the canted glass exterior wall. The 86-foot high glass, curtain-wall surface slopes outwardly at a 14 degree angle to create a luminescent glow day or night. A fritted glass system transitions up the elevation to create a dynamic, ever-changing aesthetic depending on the time of day. At night, a series of internal lights gently wash the glass wall to create a glow across the facade.

★ **Suites** – The design includes over 300 suites that have been decentralized and are in eight locations distributed across five separate levels of the stadium. The most unique are the field-level sideline suites for up-close and personal viewing of the games.

Design Statistics

Total Square Footage: 3.0 million-square-feet. The entire Statue of Liberty and its base could fit into the stadium with the roof closed. The stadium is also the world's largest column-free room. The American Airlines Center in Dallas could fit entirely into the stadium at field level.

Interior Cubic Volume: 104 million-cubic-feet. (By comparison, Reliant Stadium in Houston measures 90 million-cubic-feet.) AT&T Stadium is the largest enclosed stadium (in cubic-feet) in the NFL.

Seating Capacity: With ticketed areas in the end zone plazas and platforms, capacity can reach over 100,000.

Suites: There are over 300 suites in eight different locations on five separate levels of the stadium. Field-level suites are available on the sidelines as well as in the end zones for up-close and personal viewing of the games. The Hall of Fame level suites are 20 rows from the field, making them the closest elevated suites in the NFL.


Domed Roof: At 661,000-square-feet, the stadium is the largest domed structure in the world.

Retractable Roof: The open roof design that was a unique feature of Texas Stadium was carried over into the design of the stadium, with the improvement of a new retractable feature, revealing an opening that measures 256 feet wide and 410 feet long. Two bi-parting mechanized roof panels are driven by a rack-and-pinion drive system consisting of 64 7.5 HP electric motors, making it the first of its kind in the world. The open/close time is 12 minutes.

Arches: The roof is supported by two 35-feet deep and 17-feet wide boxed arch trusses. Each truss spans nearly a quarter mile (1,290 feet) making the roof the longest clear-span structure in the world. The arches are more than twice the length of the Gateway Arch in St. Louis.

Glass Retractable Door: Each end zone features a five-leaf clear glass retractable door measuring 120 feet high and 180 feet wide, making it the tallest movable glass wall in the world.

Parking: It is estimated that between parking owned or under control of the Dallas Cowboys as well as the entrepreneurial lots in and around the stadium area, that there are as many as 30,000 parking spaces available to fans on game day.



As the largest NFL venue ever built, the stadium boasts the most spectacular column-free room in the world, stretching a quarter-mile in length. Encasing 3.0-million-square-feet, the majestic scale of the stadium measures twice the distance of the St. Louis Gateway arch. In addition, the Statue of Liberty can stand completely inside the room structure. The length of the arches spans the same distance as the height of the Empire State Building. The magnitude of the stadium's size and scale places it on the world's stage of iconic structures.

AT&T Stadium Facts and Figures

On July 25, 2013, two iconic American brands - the Dallas Cowboys and AT&T - jointly announced an expansion of their long-standing relationship to include a new name for the team's home, AT&T Stadium, as well as plans to create an innovative, mobile-first experience for fans.



"AT&T is an iconic American leader that has guided the path of communication in the world for more than 100 years," said Cowboys owner Jerry Jones. "Our stadium has always been about providing fans with an unsurpassed experience in the area of technology. With AT&T, we are growing our relationship with one of the world's strongest and most innovative companies to ultimately provide fans with the latest cutting-edge technology for many years to come."

The name change is reflected in substantial signage updates throughout the building, prominently featuring AT&T, both inside and outside of the stadium. The Cowboys and AT&T are working together to deliver an interactive gameday experience for fans like no other. AT&T and the Cowboys continue to invest in advanced mobile technology in and around AT&T Stadium to benefit all visitors.

AT&T Stadium - What Fans Need to Know

Access

One of the great assets Arlington has is accessibility to the entire metroplex. There are 14 approaches from major highways into AT&T Stadium in Arlington. From a regional standpoint, the stadium is one of the most accessible venues ever planned.

Parking

It is estimated that between parking under control of the Cowboys, as well as entrepreneurial lots around the stadium, there are as many as 30,000 parking spaces available to fans on game day.

Plaza Area and Open End Zones

The stadium design incorporates two open end zones with glass retractable doors measuring 120 feet high and 180 feet wide, making them the tallest glass retractable doors in the world. The plazas outside these doors, one in each end zone – along with the three party decks in each end zone – create over 420,000-square-feet of entertainment space (approximately 10 acres). Media boards and large-screen monitors add entertainment to the area, and create a festival atmosphere, making these areas a great space for people to gather before, during and after events to socialize. The field is 50 feet below ground level, so fans entering on the plaza level will have a panoramic view over the field. The end zone area has the flexibility to convert from standing-room only to seating, based on specific event needs.

Video Boards

There are approximately 3,000 televisions in the building. The most unique being the four board cluster that is suspended 90 feet directly over the center of the playing surface. The board runs from the 20-yard line to the 20-yard line – measuring 160 feet in length and 72 feet in height – making it the largest center-hung video board installation in the world, setting a Guinness Book World Record. The center video board allows fans on all levels to view the game in crisp, clear images during the game. This creates a premium on the value of the upper-level seats and makes the game more exciting for all fans.

Amenities and Restrooms

The stadium features 824 concession points of sale as well as more than 1,800 toilets. Some of the restrooms are reversible based on the needs of the event.

Ring of Honor

The Dallas Cowboys Ring of Honor is a featured part of the new stadium. The Ring's members are forever honored on the wall surrounding the field, emblazoned with the same letters and numbers that originally hung proudly at Texas Stadium.

Miller Lite Corral

Located on AT&T Stadium's Miller Lite West Plaza, the Miller Lite Corral is the center of pre and post-game entertainment for all fans with a game ticket. The Miller Lite Corral spans over 8,000-square-feet of patio and beer gardens amid landscape terraces and trees. Fans can enjoy a cold Miller Lite and live entertainment both pre and postgame, as well as be able to watch the Cowboys game from any of the 18 big screen televisions located in the Miller Lite Corral.

Dallas Cowboys Pro Shop and Stadium Tours

Stadium Tours allow fans to peek inside the home of the Dallas Cowboys year round. There are two different tour options for an in-depth, behind the scenes look at all the wonders, including the Cowboys Locker room, the Dallas Cowboys Cheerleaders locker room, and a chance to step on the same field that Dez Bryant, Tony Romo and Jason Witten take on opponents any given Sunday. For more information on AT&T Stadium Tours contact 817-892-8688 or check the web at www.attstadium.com. You may also purchase tickets through Ticketmaster - 1-800-745-3000. The Dallas Cowboys Pro Shop at the Stadium is also open year around and where tours begin.

Dallas Cowboys Art Collection

The Dallas Cowboys and AT&T Stadium are family businesses, and the art collection in the stadium reflects the intimacy of a personal vision. Unlike most private collections, this one is accessible to massive crowds. It is there to be seen, week after week, season after season, by tourists just passing through and by regulars who return again and again. The collection consists of 59 works of art by 43 established and emerging artists. The works in the collection are united by their boldness, vigor, and resolve. They not only hold their own in a crowd, but have the power to transform massive public spaces into impossible-to-mistake locations where visitors from all over the world come together. To purchase art tour tickets visit www.attstadium.com or call (800) 745-3000. Also, download the free Dallas Cowboys Art Collection App on your mobile device to enhance your tour. The app includes a number of audio and video stories that provide in-depth information on the Collection, the artists and their works, including interviews and installation videos.

AT&T STADIUM TIMELINE

- **April 10, 2006** – Ground breaking begins for stadium construction.
- **May 27, 2009** – stadium is unveiled at a ribbon cutting ceremony that also featured the opening of the glass end zone doors.
- **June 6, 2009** – George Strait, Reba McEntire, Blake Shelton and Lee Ann Womack serve as the entertainment for the first event in front of 60,188.
- **July 20, 2009** – The CONCACAF Gold Cup is the first sporting event played at the stadium in front of 82,252 - a then Texas soccer attendance record.
- **August 7, 2009** – Stadium art work unveiled featuring 23 pieces with 13 specially commissioned for the stadium, including: Franz Ackermann, Mel Bochner, Olafur Eliasson, Teresita Fernandez, Matthew Ritchie, Lawrence Weiner. The collection now contains 58 works by 40 artists with 16 site specific commissions.
- **August 21, 2009** – First Cowboys game - preseason game against the Tennessee Titans in front of 75,720 fans. The Cowboys defeated the Titans 30-10.
- **August 27, 2009** – The Dallas Cowboys hold an open and free practice to the public with 26,460 in attendance - the most ever to attend a Cowboys practice.
- **September 5, 2009** – BYU upsets Oklahoma 14-13 in the first collegiate football game at the stadium in front of 75,437 in the then inaugural "Cowboys Classic."
- **September 7, 2009** – The first high school football games are played in the 2009 Kirk Herbstreit Series.
- **September 15, 2009** – The Tom Landry statue that stood in front of Texas Stadium is placed in its new location at the stadium.
- **September 20, 2009** – The Dallas Cowboys play their first regular season game against the N.Y. Giants in front of an NFL-record crowd of 105,121 but lose the game, 33-31.

- **September 28, 2009** – The Dallas Cowboys earn their first win at their new stadium with a 21-7 victory over the Carolina Panthers on Monday Night Football. On the same night, the Guinness World Records certifies that the Cowboys video board is the largest high definition center-hung video display in the world.
- **December 5, 2009** – The stadium hosts the first ever Dr Pepper Big 12 Championship game with Texas defeating Nebraska 13-12 in front of 76,211.
- **December 19, 2009** – Texas defeats the North Carolina 103-90 in the first collegiate basketball game played at the stadium in front of a crowd of 38,052.
- **January 2010** – Following the conclusion of the NFL's regular season, the Dallas Cowboys set a single-season club record for tickets distributed (718,055) during eight regular season games.
- **January 2, 2010** – Ole Miss defeats Oklahoma State 21-7 in the first Cotton Bowl Classic game at AT&T Stadium in front of 77,928 - the then second-largest crowd in Cotton Bowl history.
- **January 9, 2010** – The Dallas Cowboys host their first home playoff game at the stadium, and with a 34-14 victory over the Philadelphia Eagles in front of 92,951, earn their first playoff win in 13 years.
- **February 14, 2010** – The stadium hosts the 2010 NBA All-Star Game played in front of 108,713 fans, setting attendance records for the most at an NBA All-Star Game, most to witness a basketball game (college or pro) and was the largest crowd in American professional sports history, surpassing the Cowboys-Giants home stadium opener (105,121). The East All-Stars defeated the West All-Stars, 141-139.
- **March 13, 2010** – Manny Pacquiao defends his WBO World welterweight championship by beating Joshua Clottey in a unanimous decision in the first boxing match at the stadium in front of 50,944 in attendance - the second largest attendance for a boxing event in the state of Texas.
- **December 10, 17-18, 2010** – Six UIL Texas state championship football games, including five games over a two-day span, played at the stadium for the first time.
- **February 6, 2011** – The stadium hosts North Texas' first Super Bowl where the Green Bay Packers beat the Pittsburgh Steelers 31-25 in Super Bowl XLV in front of 103,219 - the fourth-largest Super Bowl attendance figure.
- **April 28, 2012** – The stadium hosts its first opera with a live broadcast on the video board of "The Magic Flute" with 15,100 able to witness the showing.
- **April 12, 2013** – The stadium's art work collection adds its 50th piece.
- **March 29 and 32, 2013** – The stadium hosts the 2013 NCAA Men's Basketball South Regional Semifinals and finals - with over the weekend, more than 77,000 fans were on hand to watch the Sweet 16 and Elite 8 rounds of the annual tournament.
- **July 25, 2013** – The stadium was renamed AT&T Stadium on July 25, 2013 after the Cowboys and AT&T announced a long term agreement.
- **April 5-7, 2014** – AT&T Stadium hosts its first NCAA Men's Basketball Final Four between Connecticut, Florida, Kentucky and Wisconsin over two days. In the semifinals, 79,444 are in attendance to mark the largest crowd ever for a college basketball game, the largest crowd for an NCAA Final Four game and the largest crowd for the semifinals in NCAA history. UConn defeats Florida 63-53 and Kentucky downs Wisconsin 74-73. In the NCAA Championship Game, UConn is victorious over Kentucky 60-54 as the largest crowd for an NCAA Basketball Championship Game at 79,238 cheer on the event. The combined attendance of 158,682 is the largest two-day attendance ever for the event.
- **June 7, 2014** – Country megastar George Strait closes out his illustrious musical career with his final performance at AT&T Stadium during his "The Cowboy Rides Away" Tour as the largest crowd for an indoor concert in North American history at 104,793 witness the historical event.
- **January 1, 2015** – The 79th annual Goodyear Cotton Bowl Classic pits No. 5 Baylor against No. 8 Michigan State – the highest ranked matchup in the Cotton Bowl in 21 years. It also marks the first time that the Cotton Bowl and AT&T Stadium hosts a game as part of the College Football Playoff's "New Year's Six." The Spartans rally from a 20-point deficit to beat the Bears 42-41 with 71,464 in attendance.
- **January 4, 2015** – The inaugural College Football Playoff National Championship is played at AT&T Stadium between Ohio State and Oregon. The Buckeyes defeat the Ducks 42-20 with 85,689 in attendance for the historic event.
- **April 19, 2015** – The Academy of Country Music Awards hosts its 50th Anniversary awards show in Texas for the first time at AT&T Stadium and sets the Guinness World Record for the Highest Attendance at an Awards Show Broadcast with a total of 70,252.
- **January 12, 2016** – AT&T Stadium hosts its first movie premiere with the screening of Michael Bay's "13 Hours: The Secret Soldiers of Benghazi" as 32,000 join for the free event that includes a red carpet with all of the film's stars, producers and the director before the movie begins.
- **April 3, 2016** – WrestleMania 32 makes its mark in North Texas when 101,763 attend the event which sets a new WWE attendance record. It also serves as the fifth-highest attended event at AT&T Stadium.

STADIUM EVENTS

SUPER BOWL

Super Bowl XLV, Green Bay 31, Pittsburgh 25, 2/6/11 - 103,219

COLLEGE FOOTBALL

College Football National Championship Game

Ohio State 42, Oregon 20, 1/12/15 - 85,689

Goodyear Cotton Bowl Classic

Mississippi 21, Oklahoma State 7, 1/2/10 - 77,928

LSU 41, Texas A&M 24, 1/7/11 - 83,514

Arkansas 29, Kansas St. 16, 1/7/12 - 80,956

Texas A&M 41, Oklahoma 13, 1/4/13 - 87,025

Missouri 41, Oklahoma State 31, 1/3/14 - 72,690

Michigan State 42, Baylor 41, 1/1/15 - 71,464

Alabama 38, Michigan State 0, 12/31/15 - 82,812

AdvoCare Classic

BYU 14, Oklahoma 13, 9/5/09 - 75,437

TCU 30, Oregon State 21, 9/4/10 - 46,138

LSU 40, Oregon 27, 9/3/11 - 87,711

Alabama 41, Michigan 14, 9/1/12 - 90,413

LSU 37, TCU 27, 8/31/13 - 80,230

Florida State 37, Oklahoma State 31, 8/30/14 - 61,521

Alabama 35, Wisconsin 17, 9/5/15 - 64,279

Southwest Classic

Arkansas 47, Texas A&M 19, 10/3/09 - 71,872

Arkansas 24, Texas A&M 17, 10/9/10 - 65,622

Arkansas 42, Texas A&M 38, 10/1/11 - 69,838

Texas A&M 35, Arkansas 28, 9/27/14 - 68,113

Texas A&M 28, Arkansas 21, 9/26/15 - 67,339

Texas Farm Bureau Big 12 Shootout

Texas Tech 20, Baylor 13, 11/28/09 - 71,964

Baylor 66, Texas Tech 42, 12/26/11 - 51,615

Baylor 52, Texas Tech 45, 11/24/12 - 44,168

Baylor 63, Texas Tech 34, 11/16/13 - 69,188

Baylor 63, Texas Tech 35, 10/3/15 - 56,179

Big 12 Championship Games

Texas 13, Nebraska 12, 12/5/09 - 76,211

Oklahoma 23, Nebraska 20, 12/4/10 - 78,810

Neutral Site games

TCU 38, BYU 28, 10/28/11 - 50,094

Notre Dame 37, Arizona State 34, 10/5/13 - 66,690

UCLA 20, Texas 17, 9/13/14 - 60,479

HIGH SCHOOL FOOTBALL

The stadium has hosted 146 high school football games since opening in 2009. Over one million fans have viewed high school games at AT&T Stadium.

UIL Texas State Football Championships

12/10, 17-18, 2010 - 100,000+

12/9, 15-17, 2011 - 208,602

12/14, 20-22, 2012 - 125,000+

12/14, 19, 20-21, 2013 - 124,198

12/13, 18-20, 2014 - 134,861



Super Bowl XLV
Green Bay 31, Pittsburgh 25
Feb. 6, 2011



**College Football Playoff
National Championship Game**
Ohio State 42, Oregon 20
Jan. 12, 2015



**Cotton Bowl
College Football Playoff Semifinal**
Alabama 38, Michigan State 0
Dec. 31, 2015



UIL Texas High School Football Championship
Bremont 28, Albany 21
Dec. 18, 2014

STADIUM EVENTS

NBA ALL-STAR GAME

2010 NBA All-Star Game - East 141, West 139, 2/14/10 - 108,713
largest crowd in American sports history

NCAA BASKETBALL

Neutral Site games

Texas 103, North Carolina 90, 12/19/09 - 38,052
Baylor 67, Kentucky 62 (Men's) and Kentucky 133, Baylor 130 (Women's)
(12/6/13 - 12,818)

NCAA Men's Basketball Regional:

Michigan 87, Kansas 85 and Florida 62, Florida Gulf Coast 50
(3/30/13 - 40,639)
Michigan 79, Florida 59, 4/1/13 - 36,585

NCAA Men's Basketball Championship:

Connecticut 63, Florida 53 and Kentucky 74, Wisconsin 73
(4/5/14 - 79,444 - largest crowd for a college basketball game)
Connecticut 60, Kentucky 54, 4/7/14 - 79,238 - largest crowd for an
NCAA Basketball Championship Game and combined attendance of
158,682 was the largest two-day attendance for the event all-time

SOCCER

CONCACAF Gold Cup

Mexico 4, Haiti 0 and Costa Rica 5, Guadeloupe 1 - GC Quarterfinals
(7/20/09 - 82,252)
Costa Rica 5, Cuba 0 and Mexico 5, El Salvador 0 - GC Group Stage
(6/5/11 - 80,108)
United States 3, Honduras 1 and Panama 2, Mexico 1 - GC Semifinals
(7/24/13 - 81,410)

Friendly Matches

Chelsea FC 2, Club America 0 - 7/26/09 - 57,229
San Luis 3, Club America 0 - 7/17/10 - 27,061
Mexico 2, Brazil 0, 6/3/12 - 84,516
Mexico 3, Ecuador 1, 5/31/14 - 84,876 - largest soccer crowd in Texas
Argentina 2, Mexico 2, 9/8/15 - 82,559

World Football Challenge

FC Barcelona 2, Club America 0, 8/6/11 - 60,807

CONCERTS

George Strait, Reba McEntire, Blake Shelton and Lee Ann Womack
- 6/6/09 - 60,188
Jonas Brothers - 6/20/09 - 50,544
Paul McCartney - 8/19/09 - 38,500
U2 - 10/12/09 - 70,745
Kenny Chesney, Zac Brown Band, Billy Currington and Uncle Kracker
4/16/11 - 46,516

Taylor Swift

10/8/11 - 55,451
5/25/13 - 53,020
10/17/15 - 62,630

Kenny Chesney, Tim McGraw, Jake Owen and Grace Potter

6/9/12 - 47,269

Kenny Chesney, Eric Church and Eli Young Band

5/11/13 - 45,026

Kenny Chesney, Jason Aldean and Brantley Gilbert

5/16/15 - 47,256

Kenny Chesney, Miranda Lambert, Jake Owen and Old Dominion

6/4/16 - 46,273

George Strait - 6/7/14 - 104,793 - largest crowd for an indoor concert in North America

Beyonce & Jay-Z - 7/22/14 - 47,461

Beyonce - 5/9/16 - 44,270

One Direction - 8/24/14 - 53,409

Academy of Country Music 50th Awards Show - 4/19/15 - 70,252 - highest attendance at an Awards Show Broadcast

The Rolling Stones - 6/6/15 - 49,042



2010 NBA All-Star Game
East All-Stars 141, West All-Stars 139
Feb. 14, 2010



**NCAA Men's Basketball
Final Four Championship**
UConn 60, Kentucky 54
April 7, 2014



International Soccer Friendly
Mexico 2, Argentina 2
Sept. 8, 2015



Academy of Country Music 50th Awards Show
April 15, 2015

STADIUM EVENTS

PBR

2/20/10 - 46,321 - largest crowd for a single-day riding event in the U.S.
 2/19/11 - 38,641
 3/3/12 - 34,141
 3/2/13 - 29,032
 3/1/14 - 37,716
 2/28/15 - 28,311
 2/27/16 - 30,298

THE AMERICAN RODEO

3/2/14 - 28,315
 3/1/15 - 42,563
 2/28/16 - 33,799

MONSTER JAM

2/27/10 - 60,321
 2/26/11 - 60,125
 2/25/12 - 60,099
 2/23/13 - 64,078 - event record
 2/22/14 - 57,136
 2/21/15 - 56,663
 2/13/16 - 50,100

SUPERCROSS

3/20/10 - 49,082
 2/26/11 - 51,509
 2/18/12 - 53,952
 2/16/13 - 54,036
 2/15/14 - 54,421
 2/14/15 - 54,981
 2/20/16 - 57,755

OTHER SPORTING EVENTS

Wrestling

WrestleMania 32, 4/3/16 - 101,763
 largest attendance in WWE history

Boxing

Manny Pacquiao def. Joshua Clottey - WBO World Welterweight Championship
 (3/13/10 - 50,944)
 Manny Pacquiao def. Antonio Margarito - WBC Super Welterweight title
 (11/13/10 - 41,734)

Running

4/11/10 - America's Run Half Marathon, 5k, kids' FunRun, FitFest and a Running and fitness Expo

Lacrosse

NCAA Women's Lacrosse, Northeastern vs. William & Mary, 3/19/11 - 2,235

Bowling


U.S. Women's Open - 6/30/11 - 6,000+

Gymnastics

Nastia Liukin Cup - 3/6/15 - 3,226
 AT&T American Cup - 3/7/15 - 10,383

ARTS AND HOME ENTERTAINMENT

The Home Show - 3/9-11/12 - 25,229
 Live broadcast of the opera "The Magic Flute" - 4/28/12 - 15,100
 Glenn Beck "Restoring Love" - 7/28/12 - 46,478
 The Home Show - 3/8-10/13 - 12,994
 Live simulcast of the opera "Turandot" - 4/13/13 - 14,000
 Live simulcast of the opera "The Barber of Seville" - 4/11/14 - 10,000
 Live simulcast of the opera "LA BOHÈME" - 3/21/15 - 7,000
 Live simulcast of the opera "SHOW BOAT" - 4/23/16 - 5,000
 13 Hours: The Secret Soldiers of Benghazi Movie Premiere - 1/12/16 - 32,000




Monster Jam
 Feb. 13, 2016



WrestleMania 32
 April 3, 2016



Manny Pacquiao defeats Antonio Margarito
 Nov. 13, 2010



World Movie Premiere:
 "13 Hours: The Secret Soldiers of Benghazi"
 Jan. 12, 2016

The Star in Frisco

In August 2013, the Dallas Cowboys, in partnership with the City of Frisco as well as the Frisco Independent School District (ISD), announced plans for The Star in Frisco – a vision that would become home of the Dallas Cowboys World Corporate Headquarters. The Cowboys broke ground on The Star in August 2014, and construction will be complete for most elements in September 2016, with some additional components opening in early 2017 and into 2018.



The Star is located in Frisco, Texas, a suburb north of Dallas, Texas. The facility is part of the \$5 Billion Mile comprised of four mixed-use developments along the Dallas North Tollway in between Warren Parkway and Lebanon Road. Ranked the second-fastest growing economy in America, Frisco is home to more than 150,000 residents.

Plans for the 91-acre mixed-use development quickly grew from the Dallas Cowboys World Corporate Headquarters to be a destination featuring shopping, dining, nightlife, athletic, fitness, event and hotel options.

With partnerships with the City of Frisco and Frisco ISD in place, the Cowboys put a strong focus on inspiring the next generation of players and fans by uniquely engaging them at the place where the Dallas Cowboys live, work and practice.

The Star is set to be the only NFL training facility in the U.S. that is shared with a public high school athletic program. All eight Frisco ISD high schools will play home games within the Ford Center at The Star, a state-of-the-art, 510,000-square-foot indoor athletic facility. With a capacity of 12,000 seats, similar to those found at AT&T Stadium, the Ford Center will host a variety of events in addition to football games.

"Moving from Valley Ranch to The Star is bittersweet," said Jerry Jones, owner and president, Dallas Cowboys. "We have a lot of history and memories there, but what is exciting is what we're building goes beyond the Cowboys. It involves these young, talented athletes with Frisco ISD; it involves the entire Frisco community with what we'll offer from training, health and wellness, to dining, entertainment, shopping and more. We've put our heart and soul into this next chapter for the Cowboys, and we can't wait for fans to experience everything that The Star will offer."

The Cowboys worked with several companies to develop all elements of The Star, including: Manhattan Construction Group, Gensler, O'Brien Architects, ICRAVE, Advent Design Corp., Kimley-Horn and Associates, Walter P. Moore, and Henderson Engineers, Inc.

The Cowboys officially moved into The Star in July 2016, with The Star Kickoff presented by Whataburger on Saturday, August 27, 2016 – a one-day event featuring all eight FSD high school varsity football teams – serving as the first event in the Ford Center at The Star.



Key Design Highlights

★ **Ford Center at The Star** – The Ford Center at The Star is a state-of-the-art, 510,000-square-foot indoor athletic facility to be shared by the Dallas Cowboys, the City of Frisco, and Frisco ISD's eight high schools. It will seat 12,000 in folding fixed seats and will feature an interior video board (1,824 square feet) and an exterior video board (2,270 square feet). The exterior video board will be the largest in high school sports. Beyond high school football, it will host a variety of events including soccer games, marching band competitions and more. The Ford Center at The Star is home to Dallas Cowboys Football Operations, including its locker room, training room, coaches' offices, team rooms, training table and hydrotherapy. Frisco ISD will have a dedicated side to the Ford Center that will include a locker room, training room, press area and coaches' offices. The Ford Center at The Star boasts one indoor and two outdoor (one turf and one natural grass) NFL and University Interscholastic League (UIL) compliant practice fields. It will include four luxury suites and a premium hospitality area that will overlook the indoor stadium and outdoor practice fields.

★ **War Room at The Star** – The 2017 NFL draft will be conducted in a new, state-of-the-art war room outfitted with new technology and adorned with Cowboys historical draft documents. The room is approximately 40' x 30', and will be filled with about 40 people on draft day (20-25 coaches, 12-15 scouts, several team trainers/executives). A large (roughly 20' x 7'), fully interactive video wall will be at the front of the room; it will be comprised of three rows of five 55" LCD narrow bezel displays (15 total screens). In addition, the room will include two, 98-inch, 4K multi-touch displays on a wall to be used for side-by-side comparison of two players doing the same exercise/running the same play during a game. A display case in the hallway outside of the war room will contain three historical draft books with notable evaluations (Troy Aikman, etc.) and one high-tech, animated draft book that will "scribble" notes and play video clips. The room will be open to the public for tours of The Star, and fans will get a chance to win a "War Room Experience" in a continued partnership with the Texas Lottery.

★ **Outdoor Entertainment at The Star** – The 40,500 square foot Tostito's Championship Plaza is where Times Square meets town square. Located at the heart of The Star, it will feature a 2,270-square-foot video board, in addition to interactive displays and other video boards, and a 50-yard football field for community activities. The Dallas Cowboys Ring of Honor Walk presented by Dr Pepper at The Star will lead up to the Ford Center at The Star, and will highlight key players in Cowboys history as well as North Texas leaders through the Dallas Cowboys Community Ring of Honor presented by Dr Pepper. The Star will also feature a Nike jogging trail.

★ **The Omni Frisco Hotel at The Star** – The Omni Frisco Hotel at The Star will be completed in summer 2017. The 16-story, 300-room luxury hotel will be the tallest building in Frisco, and will be designed to host meetings and events as well as business and leisure travelers. A rooftop pool deck with a bar and grill will overlook the Ford Center at The Star. The Omni Frisco Hotel will be able to accommodate up to 1,000 attendees for an event or banquet, and boasts 24,000 square feet of meeting space inclusive of 13,000-square foot ballroom.

★ **Baylor Scott & White Sports Therapy & Research at The Star** – The 300,000-square-foot campus, to be named Baylor Scott & White Sports Therapy & Research at The Star, will focus on injury prevention, research and wellness for athletes of all levels, and is expected to become a nationally recognized model for the holistic treatment of physically active individuals upon its completion in early 2018. It is also a first-of-its-kind collaboration between an NFL team, a health system and a school district – Frisco ISD. The initial phase of the project will include an ambulatory surgery center, a diagnostic imaging center, physical therapy, a preventive care program for athletes and several other health care offerings.

★ **Cowboys Club at The Star** – The Cowboys Club at The Star is an exclusive, members-only club designed to provide one-of-a-kind experiences for members and their guests. The Cowboys Club will overlook the Dallas Cowboys practice fields and the Ford Center field, allowing a bird's-eye view of the Cowboys and Frisco ISD practices and camps. The club venue will feature multiple bar and dining options, including a five-star restaurant, as well as a terrace where members can dine. The Cowboys Club will have monthly, members-only events and each member will have access to meeting rooms, catering to both business and private gatherings. The Cowboys put memberships on-sale to the Cowboys Club January 12, 2016, and sold out approximately one month later on February 15, 2016. Those interested in purchasing a membership can still be added to the Cowboys Club wait list by calling 817.892.4400. The Cowboys Club will open in September 2016.

★ **Ring of Honor at The Star** – The tradition continues to honor the 21 members of the Dallas Cowboys Football Club who have made outstanding contributions throughout the team's history. Within the retail area of The Star will be the Dallas Cowboys Ring of Honor Walk and Dallas Cowboys Community Ring of Honor, presented by Dr Pepper. North Texas community leaders will be recognized in addition to these storied players and coaches via a rotating showcase that will introduce new honorees each year, starting in 2017. A key design element of the area will include numbers 12 and 88 placed 50 yards apart from Roger Staubach and Drew Pearson, paying homage to the iconic 50-yard, game-winning "Hail Mary" pass from Staubach to Pearson that toppled the Minnesota Vikings in the 1975 playoffs and introduced the phrase "Hail Mary" into the sports lexicon.

Cowboys Summer Training Camp



The Dallas Cowboys will return to Oxnard, California to open their 56th training camp on July 30 at the Residence Inn at River Ridge. The first practice session will take place on Saturday, July 30. Camp in Oxnard is set to break on Thursday, August 18.

Four seasons ago, Dallas came back to the west coast after training in the Alamodome in San Antonio prior to the 2011 season. Since 2004, Dallas has held training camp in Oxnard (2004-06, 2008, 2010 and 2012-15) and/or San Antonio (2007, 2009, 2010 and 2011).

Dallas Cowboys Training Camp is one of the annual highlights for Dallas Cowboys fans. It offers a rare opportunity for Cowboys fans from all over the United States and the world to get an "up close and personal look" at their favorite team with all practice sessions free and open to the public.

Training Camp History

June 3, 1960 – The newly formed Dallas Cowboys franchise announced that it will train at Pacific University in Forest Grove, Oregon. Rookies reported on July 9.

May 24, 1961 – Due to its proximity to their first exhibition game against Minnesota in Minneapolis, the Dallas Cowboys move training camp to St. Olaf College in Northfield, Minn. Camp opened on July 9.

June 8, 1962 – The Dallas Cowboys move their training camp site to the campus of Northern Michigan College on the shores of Lake Superior in Marquette, Mich. Rookies reported on July 13.

July 12, 1963 – Because the team played three of its first four preseason games on the west coast, the Dallas Cowboys moved training camp to California Lutheran College in Thousand Oaks, Calif. This camp, which was the first of 27 at CLC, opened on July 12.

Dec. 6, 1989 – For the first time in the 30-year history of the team, the Dallas Cowboys trained in Texas as the club announced its 1990 training camp would be held at St. Edward's University in Austin, Texas. This camp, the first of eight at St. Ed's, opened on July 22.

Feb. 17, 1998 – The Cowboys begin a four-year stay at Midwestern State University in Wichita Falls, Texas, with their 1998 camp. The first camp at Midwestern State University opened on July 16. In 2001, the Cowboys split camp between Midwestern State and the Residence Inn in Oxnard, Calif., spending two weeks at each location.

May 17, 2002 – The Cowboys continue their commitment to fans in the state of Texas by announcing the 2002 training camp will take place at the Alamodome in San Antonio, Texas. The camp, which ran for four weeks, opened on July 26. The Cowboys returned to the Alamodome again in 2003.

Oct. 24, 2003 – The Cowboys announce a return to California for training camp. For the 2004-06 seasons, the Cowboys conduct their entire training camp in Oxnard, Calif., at the Residence Inn at River Ridge, using practice fields provided by The City of Oxnard. The Cowboys opened their first returned camp on July 30, 2004.

May 4, 2006 - The Dallas Cowboys announce a five-year commitment to once again call the City of San Antonio its summer home beginning in 2007. The Alamodome, which played host to Cowboys training camps in 2002 and 2003 will again be the site for the team's summer practice sessions.

Summer, 2010 - The Dallas Cowboys held a split camp, spending the first portion in the Alamodome in San Antonio and the second at the Residence Inn at River Ridge in Oxnard.

July, 2012 - The Dallas Cowboys returned to Oxnard, California for all of training camp at the Residence Inn at River Ridge after spending the 2011 training camp in San Antonio at the Alamodome.



Cowboys on the Web



For breaking news, analysis, player interviews, statistics and much more, visit the Dallas Cowboys at www.dallascowboys.com. The official website of the Dallas Cowboys has the most extensive and timely information and analysis of the team including daily press conferences and live talk shows. It is also a great place to purchase tickets for upcoming games and order merchandise from the Cowboys Pro Shop.

Cowboys on the Road

Home Games

Gaylord Texan (817) 778-1000

Hotel Headquarters on the Road

All hotels are subject to change without notice

Los Angeles

Marriott Residence Inn Oxnard (805) 278-2200

Seattle

Westin Bellevue (425) 638-1000

Washington

Westin Alexandria (703) 253-8600

San Francisco

Sofitel San Francisco Bay (650) 598-9000

Green Bay

Radisson Paper Valley (920) 733-8000

Cleveland

TBD

Pittsburgh

Hyatt Regency Pittsburgh Airport (724) 899-1234

Minnesota

Hyatt Regency Bloomington (952) 922-1234

New York Giants

Westin Jersey City (201) 626-2900

Philadelphia

Loews Philadelphia (215) 627-1200



UNITE with your team! Join Dallas Cowboys United, The Official Membership of the Dallas Cowboys. Dallas Cowboys United brings you the ultimate fan experience with exclusive access to the team, sneak peeks at new Cowboys merchandise, Exclusive Discount Days, and Cowboys VIP opportunities. Visit DallasCowboys.com/United for a full list of benefits and UNITE today!



Introduced at Texas Stadium in 1972 to add glamour, excitement and entertainment value to the NFL game-day experience, the Dallas Cowboys Cheerleaders became an American icon, creating an international phenomenon that was replicated throughout the NFL. Their image and style continues to have a tremendous impact on sports entertainment, but while they are often imitated, no other organization has been able to achieve their prominence or popularity. The Dallas Cowboys Cheerleaders are recognized around the world as an elite performance group, and their star spangled uniforms are one of the most well-known symbols of pop culture.

During the 70s, their national popularity created such a sensation that two made-for-tv movies were developed about the squad and achieved top ratings. The Cheerleaders have made guest appearances on national television shows such as "Conan," "American Idol," "The View," "The Today Show," "Saturday Night Live" and "David Letterman," and have competed for the benefit of charity on "1 versus 100," "Are You Smarter Than A Fifth Grader," and "Identity." For more than two decades, they have produced their own "The Making of the Dallas Cowboys Cheerleaders Swimsuit Calendar" television special for network and social media distribution. They are currently in the 11th season of the highly rated CMT "The Dallas Cowboys Cheerleaders – Making the Squad" series that captures the entire DCC audition process and training camp.

The Cheerleaders are of course a regular feature on the sidelines of AT&T Stadium, but they also are an ongoing demand at festivals, sporting events and corporate conventions around the country and frequently appear on national magazines covers, television commercials and Hollywood films. They are featured in five published calendars, four swimsuit issues and a sideline calendar, as well as a swimsuit special edition of The Dallas Cowboys Star Magazine. Their appearances are not just limited to stages, but also include philanthropic and civic events throughout the year with annual visits to hospitals, nursing homes and schools and participation in telethons and fundraising events across the United States.

The DCC Show Group has proudly entertained U.S. military personnel around the world since 1979 – making more international tours with the USO than any other entertainment group. They bring their own special brand of goodwill and gratitude to the men and women in the military, traveling to locations as diverse as Iraq, Bosnia, Afghanistan, Cuba, Korea and the Persian Gulf. Their annual trips have become a special tradition for both the troops and the Cheerleaders. So special, in fact, that the USO presented the squad with both the first-ever "Spirit of Hope Award" and the "USO's 50th Anniversary Award" in recognition of their distinguished service to American troops. They were also honored with induction into the Veteran of Foreign Wars Hall of Fame in 2002. In 2013, the Cheerleaders were awarded the American Legion's prestigious Distinguished Service Medal.

The Dallas Cowboys Cheerleaders are truly extraordinary women chosen to exemplify the high standards of the Dallas Cowboys Football Club and to proudly represent their hometowns, their country and young women everywhere.

Charlotte Jones Anderson is the President of the Dallas Cowboys Cheerleaders, and the squad is under the direction of Kelli McGonagill Finglass and the choreography of Judy Trammell.

For information on appearances or auditions visit www.dallascowboyscheerleaders.com.



Kelli McGonagill Finglass
Director



Judy Trammell
Choreographer





The Dallas Cowboys introduced the Rhythm and Blue in 2009, a high-energy co-ed hip-hop dance team and drum corps. The Rhythm and Blue brings an innovative, unique and exciting element to the Cowboys legendary game-day entertainment line-up. Audiences have been entertained by the talented group of men and women upon entering the plazas of AT&T Stadium before each game. After every Cowboys score during the game, the Rhythm and Blue Dancers & Drumline dazzle fans with thunderous celebration performances.

The Rhythm and Blue Dancers, presented by Miller Lite, were conceptualized under the direction of Dallas Cowboys Executive Vice President of Brand Management Charlotte Anderson and is the first and only entertainment concept of its kind in the National Football League.

The Dallas Cowboys Rhythm and Blue is a two-part entertainment entity consisting of a percussion troop drumline to provide the rhythm and the dance team to provide the spirit of Dallas Cowboys true blue. The performances are electrifying with their unique blend of cutting edge music and drum cadences. The dance teams' dynamic routines feature breakdancing and hip-hop based movement requiring both strong musicality and level of dance ability and are already proving to be a fan favorite. In the short period of time since it's inception, the high level of performances and choreography has garnered this group national attention and prestige. Dance Team Magazine selected the Rhythm and Blue as their cover story for their Premier Issue and Dance Track Magazine featured the group in their Spring/Summer Issue in 2013. The group has been showcased at industry competitions and has been requested

to appear at both charity and corporate appearances in the DFW metroplex, Texas, New Mexico, Las Vegas, Nevada and Panama City, Panama.

Jenny Durbin Smith lends her expertise and award winning choreography as director and choreographer for the team. Durbin Smith has been choreographing for 10 years for teams such as the Dallas Cowboys Cheerleaders, Dallas Mavericks Dancers, Dallas Desperados Dancers, The Officials, NFL & NBA Pro Cheerleader Conventions and numerous college, high school and studio competition teams. She has also lent her skills to several national television commercials, television shows, touring stage shows and promotions such as 'America's Got Talent', Mary Kay, Hasbro, MTV's 'TRL', 'Harrah's Casinos and Monday Night Football. Durbin Smith uses her extensive hip-hop experience and unique coaching style to fashion a unique entertainment concept within the professional sports arena.



Jenny Durbin Smith
Director/Choreographer

The Dallas Cowboys Rhythm and Blue uniform was created by Jenny Durbin Smith in partnership with Rebel Athletic, a proud sponsor of the Dallas Cowboys Rhythm and Blue Dancers. The uniforms evoke a contemporary, stylish and hip Cowboy image while keeping the tradition and excellence of America's Team.

The Dallas Cowboys are long-heralded for their innovation, prestige and merit in game-day entertainment. "We want to think 'outside of the box' and bring something that is not only innovative and unique to the world of professional sports entertainment but also compliments our existing game-day entertainment elements," Durbin Smith says of the team. The result is your highly acclaimed Rhythm and Blue!



Cowboys on Radio

CBS Radio's 105.3 The Fan (KRLD-FM) is once again the Flagship Station of the Dallas Cowboys Radio Network for the 2016 NFL season. All preseason, regular season and postseason Cowboys games are heard in stereo on The Fan's 100,000-watt signal.

Brad Sham returns for his 38th season in the Dallas Cowboys radio booth. Beloved by Cowboys fans, Sham's award winning play-by-play has provided the soundtrack to many of the most memorable moments in Dallas Cowboys history. Brad is re-joined in the booth by former Cowboys quarterback Babe Laufenberg, who enters his 24th season as the Network's full-time color analyst. A fixture on the sideline, veteran reporter Kristi Scales provides instant updates from the field.

Regular and postseason games are preceded by a three-hour Pregame Show and a three-hour Postgame Show. The Pregame show is hosted by RJ Choppy and Shan Shariff. The Postgame show is hosted by Gavin Dawson, Mike Bacsik and Jesse Holley. Veteran Cowboys/NFL reporter Mickey Spagnola contributes breaking news from the field and locker room before and after every game.

The Dallas Cowboys Radio Network

TEXAS: Abilene KTLT 98.1 FM; Amarillo KARX 95.7 FM; Andrews KNCM 96.9 FM*; Atlanta, TX KPYN 900 AM/99.5 FM; Austin KTXS 104.9 FM; Beaumont KSET 1300 AM; Big Spring KBST 95.7 FM; Brownsville KVNS 1700 AM/ KQXX 105.5 FM*; Brownwood KXYL 96.9 FM; Bryan KJXJ 103.9 FM, Carthage KGAS 104.3 FM; Childress KCTX 96.1 FM; College Station KJXJ 103.9 FM; Comanche KCOM 1550 AM; Corpus Christi KEYS 1440 AM; Del Rio KDLK 94.1 FM*; Eagle Pass KDLK 94.1 FM; El Paso KLAQ 95.5 FM; Hereford KPAN 860 AM; Kermit KPTX 98.3 FM*; Kerrville KAXA 103.7 FM; Killeen KTON 1330 AM/100.9 FM; Livingston KETX 1440 AM; Lubbock KTTU 104.3 FM; Malakoff KCKL 95.9 FM; Marble Falls KBEY 103.9 FM; Marshall KMHT 103.9 FM; McAllen KVNS 1700 AM/KQXX 105.5 FM*; Midland KMCM 96.9 FM*; Monahans KPTX 98.3 FM*; Odessa KMCM 96.9 FM*; Overton KPXI 100.7 FM; Palestine KYYK 98.3 FM; Paris KBUS 101.9 FM*; Pecos KPTX 98.3 FM*; Plainview KREW 1400 AM; San Angelo KGKL 960 AM/97.5 FM; San Antonio KJXK 102.7 FM/KZDC 1250 AM; Stanton KMCM 96.9 FM*; Stephenville KSTV 93.1 FM; Temple KTON 1330 AM/100.9 FM; Texarkana KTKT 1400 AM; Tyler KBLZ-KAZE 102.7 FM/106.9 FM; Uvalde KAXA 103.7 FM/KHJQ 93.1 FM; Waco KRZI 1660 AM/101.3 FM*; Wichita Falls KWFS 1290 AM.

ARKANSAS: Beardon KHGZ-KBEU 92.7 FM; Camden KHGZ-KBEU 92.7 FM; Glenwood KHGZ-KBEU 670 AM; Hot Springs KHGZ-KBEU 98.9 FM, Little Rock KABZ 103.7 FM.

LOUISIANA: Shreveport KEEL 710 AM.

NEW MEXICO: Albuquerque KQTM 101.7 FM; Farmington KTRA 102.1 FM; Roswell-Artesia-Carlsbad KTZA 92.9 FM.

OKLAHOMA: Bartlesville KWON 1400 AM; Hugo KBUS 101.9 FM*; Oklahoma City KRXO 107.7 AM; Tulsa KTBZ 1430 AM.

**station serves more than one market*

The Dallas Cowboys Spanish Language Radio Network Cadena de Plata Radio

A tradition of Spanish-language excellence continues with Cadena de Plata, the official voice of the Vaqueros de Dallas. Throughout the great state of Texas, and its growing affiliate base with stations in Nevada, New Mexico and Mexico City, those who enjoy the passion and drama of Español can follow the action with Victor Villalba (play-by-play), Luis Perez (color) and Carlos Nava (sidelines) during the 2016 season.

TEXAS: Abilene KKHR 106.3 FM; Bryan/College Station KTAM 1240 AM; Dallas/Fort Worth KMKV 107.5 FM; El Paso KAMA 750 AM; Midland/Odessa KTXC 104.7 FM; San Angelo KQTC 99.5 FM; San Antonio KLEY 95.7 FM.

NEVADA: Reno KNNR 1400 AM.

NEW MEXICO: Albuquerque KRZY 105.9 RM/1450 AM; Artesia/Carlsbad KPZE 106.1 FM; Las Cruces KAMA 750 AM.

MEXICO: TBD.

Cowboys on Television

Dallas Cowboys Broadcasting Network



The Dallas Cowboys Broadcasting Network is the television production and syndication unit of the Dallas Cowboys Football Club. Now in its 25th year, the Dallas Cowboys Broadcasting Network produces and distributes some of the most-watched programs in the region – Dallas Cowboys preseason games, weekly programs and specials throughout the year. These programs are televised in Dallas/Fort Worth and over 25 other markets throughout Texas, Arkansas, Louisiana, New Mexico and Oklahoma.

The Cowboys weekly shows during the preseason and regular season keep Dallas Cowboys fans abreast of the latest Cowboys stories making news and of key issues in the National Football League:

“Cowboys Special Edition”

This documentary style program gives fans an in-depth look at the team. The show airs Saturdays at 11 p.m. from July 23, 2016 through the postseason on KTVT/CBS11 in Dallas/Fort Worth and at locally scheduled times throughout the Dallas Cowboys syndicated network.

“The Jason Garrett Show”

Coach Jason Garrett gives fans an inside look at the team each week. With regularly scheduled visits from Cowboys players and coaches, fans will be able to get a fresh perspective of the team. The show will air Saturdays at 11:30 p.m. from Sept. 10, 2016 through the postseason on KTVT/CBS11 in Dallas/Fort Worth and at locally scheduled times throughout the Dallas Cowboys syndicated network.

Dallas Cowboys Postgame Show

Brad Sham brings you the only show from inside the Cowboys locker room after each game. Player interviews, game highlights and comments from Jason Garrett can be seen Sunday nights at 11:00 p.m. after each and every game on KTVT/CBS11 in Dallas/Fort Worth and at locally scheduled times throughout the Dallas Cowboys syndicated network.

Cadena de Plata

With its beginnings in 1995, Cadena de Plata Television, the official voice of the Vaqueros de Dallas en Español, has been a precursor in engaging the growing Spanish-speaking fan of the NFL and the Silver and Blue in the United States. Broadcasting throughout its growing affiliate base stretching across Texas and New Mexico, Cowboys fans who like their coverage in Spanish can participate in preseason game telecasts. Along with these preseason Spanish language game telecasts, Cadena de Plata produces four (4) one-hour specials throughout the Cowboys season along with training camp updates and a 30-minute weekly show airing in Dallas/Fort Worth on Telemundo-39, Cadena de Plata's television flagship.

Dallas Cowboys Star Magazine



From offseason to postseason, nobody gives you exclusive, behind-the-scenes coverage of your favorite team like Dallas Cowboys Star Magazine. Get a print subscription for only \$39.95 and receive 32 exciting issues, including our exclusive Season Review in February, in-depth Draft Guide in April, one-of-a-kind Dallas Cowboys Cheerleaders Swimsuit Issue in June and the special Training Camp Preview in July. Digital subscriptions are also available for just \$14.99, or get a print/digital bundle for only \$44. To subscribe, call 1-877-632-2697 or visit DallasCowboys.com/star today!

The Dallas Cowboys – A Championship Tradition

SUPER BOWL CHAMPIONSHIPS

Pittsburgh Steelers.....	6
DALLAS COWBOYS	5
San Francisco 49ers.....	5
Green Bay Packers.....	4
New England Patriots.....	4
New York Giants.....	4
Denver Broncos.....	3
Oakland Raiders.....	3
Washington Redskins.....	3

SUPER BOWL APPEARANCES

DALLAS COWBOYS	8
New England Patriots.....	8
Pittsburgh Steelers.....	8
Denver Broncos.....	8
San Francisco 49ers.....	6
Green Bay Packers.....	5
Miami Dolphins.....	5
New York Giants.....	5
Oakland Raiders.....	5
Washington Redskins.....	5

POSTSEASON VICTORIES

DALLAS COWBOYS	34
Pittsburgh Steelers.....	34
Green Bay Packers.....	32
San Francisco 49ers.....	30
New England Patriots.....	29
Oakland Raiders.....	25
New York Giants.....	24

POSTSEASON APPEARANCES

DALLAS COWBOYS	31
New York Giants.....	31
Green Bay Packers.....	31
Pittsburgh Steelers.....	29
Cle./LA/St. Louis Rams.....	27
Indianapolis Colts.....	27
Minnesota Vikings.....	28
Chicago Bears.....	25

POSTSEASON GAMES

DALLAS COWBOYS	60
Pittsburgh Steelers.....	57
Green Bay Packers.....	53
San Francisco 49ers.....	50
New England Patriots.....	48
New York Giants.....	48
Minnesota Vikings.....	47
Indianapolis Colts.....	45

MOST CONSECUTIVE POSTSEASON APPEARANCES

DALLAS COWBOYS (1975-83)	9
Indianapolis Colts (2002-10).....	9
DALLAS COWBOYS (1966-73)	8
Pittsburgh Steelers (1972-79).....	8
Los Angeles Rams (1973-80).....	8
San Francisco 49ers (1983-90).....	8

CONSECUTIVE WINNING SEASONS

DALLAS COWBOYS (1966-85)	20
Oakland Raiders (1965-80).....	16
San Francisco 49ers (1983-98).....	16
Chicago Bears (1930-44).....	15
New England Patriots (2001-15).....	15
Green Bay Packers (1934-47).....	14

ALL-TIME REGULAR SEASON WINNING %

Chicago Bears.....	0.572
DALLAS COWBOYS ...	0.569
Green Bay Packers.....	0.568
Miami Dolphins.....	0.561
New England Patriots.....	0.548
San Francisco 49ers.....	0.544

39 Seasons of .500-or-better	31 Postseason Appearances	22 Division Titles	16 NFL/NFC Championship Game Finalist	8 NFC Championships	5 Super Bowl Championships
1965					
1966	1966	1966	1966		
1967	1967	1967	1967		
1968	1968	1968			
1969	1969	1969			
1970	1970	1970	1970	1970	
1971	1971	1971	1971	1971	1971
1972	1972		1972		
1973	1973	1973	1973		
1974					
1975	1975		1975	1975	
1976	1976	1976			
1977	1977	1977	1977	1977	1977
1978	1978	1978	1978	1978	
1979	1979	1979			
1980	1980		1980		
1981	1981	1981	1981		
1982	1982		1982		
1983	1983				
1984					
1985	1985	1985			
1991	1991				
1992	1992	1992	1992	1992	1992
1993	1993	1993	1993	1993	1993
1994	1994	1994	1994		
1995	1995	1995	1995	1995	1995
1996	1996	1996			
1998	1998	1998			
1999	1999				
2003	2003				
2005					
2006	2006				
2007	2007	2007			
2008					
2009	2009	2009			
2011					
2012					
2013					
2014	2014	2014			





COMMUNITY

Community Outreach and the Dallas Cowboys



GENE AND JERRY JONES FAMILY FOUNDATION


For the past 27 years, Jerry Jones and his family have owned and operated the Dallas Cowboys with a management style that places just as much emphasis on community leadership as it does on the goal of winning the Super Bowl. With the Cowboys organization having enjoyed immense and unprecedented success, the Jones family feels a very strong responsibility to take the visibility, energy and celebrity of the world's most powerful sports franchise and channel those dynamic forces towards the bigger purpose of making a difference. Recognized as one of the world's most generous families, the Joneses enlist the talents, skills and resources of all Cowboys players, coaches, cheerleaders and every member of the organization to provide a unique and cutting edge approach to community outreach.

"Any personal contact with an individual member of our organization can provide help for hundreds of people in need," says Jones. "The star on the helmet can move mountains."

THE MISSION. In the area of community service, our organization's mission is built upon an overall philosophy of helping those who don't have the strength, the resources or the means to help themselves, with a primary focus on our partnership with The Salvation Army.




THE SALVATION ARMY



The Dallas Cowboys primary community focus is rooted in the Jones family's longstanding passion for and commitment to The Salvation Army. From 2010 to 2014, Cowboys Executive Vice President and Chief Brand Officer Charlotte Jones Anderson served as chair of The Salvation Army's National Advisory Board – the first woman to ever hold that distinguished title. Gene and Jerry Jones have both served on The Salvation Army's National Advisory Board, as well as the local DFW Metroplex Command's Advisory Board. (For a full history of the Jones family's partnership with The Salvation Army, visit [THE ARM AND THE STAR page on DallasCowboys.com/community](http://THEARMYANDTHESTARpageonDallasCowboys.com/community).)

Red Kettle Campaign

For the past 19 years, the Jones family has dedicated the Cowboys annual Thanksgiving Day halftime performance as a national showcase to kick off The Salvation Army's iconic Red Kettle Campaign. Under the direction of Charlotte Jones Anderson, the Cowboys have produced the annual halftime event and welcomed renowned entertainers from across the musical spectrum. Since the first Red Kettle Kickoff in 1997, the Cowboys have helped the Army raise over \$2 billion, reaching over 500 million people in need. The 2015 Red Kettle Campaign was kicked off by country music star Luke Bryan, and raised \$149.6 million alone. Thanksgiving



2016 will be the 20th anniversary of the Cowboys and Salvation Army's Red Kettle Kickoff tradition.

Early Thanksgiving with the Cowboys

The week before Thanksgiving, Gene Jones and Charlotte Jones Anderson lead players, cheerleaders, mascot Rowdy and players' and coaches' wives in serving an early Thanksgiving meal to families receiving assistance from The Salvation Army. With help from partners Albertsons and United-Healthcare, veteran players and wives serve patrons of the Army's Carr P. Collins Center in Dallas, while rookie players and cheerleaders visit the Army's Mabree Social Services Center in Fort Worth.



Angel Tree Program & Food Bank Partnership with Bank of America

Every year the entire Cowboys organization is invited to support The Salvation Army's Angel Tree program wherein players, coaches, executives and staff supply toys and necessities for hundreds of Angels in need. The program, which makes Christmas brighter for nearly 60,000 children and special needs senior citizens in the DFW Metroplex alone, is truly a joint effort for the Cowboys – from Cowboys rookie players loading the big red bags onto the Army trucks to Cowboys employees helping distribute them to the Angels' families. Since 2013, the Cowboys have teamed up with Bank of America and the North Texas Food Bank to supply thousands of Angel Tree families with a hardy meal to supplement their gift items, bringing the holiday experience full circle.



Gene and Jerry Jones Family North Texas Youth Education Town

Thanks to a \$1 million matching grant from the Gene and Jerry Jones Family Arlington Youth Foundation in concurrence with a donation from the NFL, the Gene and Jerry Jones Family North Texas Youth Education Town (the "YET") officially opened its doors at The Salvation Army Arlington Corps in October 2013. The YET is the legacy project of Super Bowl XLV, providing educational, athletic and arts programs to hundreds of Arlington youth and their families, as well as countless other services. The Jones family was joined by several distinguished guests in celebrating the center's grand opening, including NFL Commissioner Roger Goodell, National Commander of The Salvation Army Commissioner David Jeffrey and Cowboys Hall of Fame running back and chair of the YET Advisory Board Emmitt Smith.



Disaster Relief

When disaster strikes, The Salvation Army is often the first on the scene to offer food, shelter, clothing, spiritual comfort and more. The Cowboys are proud to have assisted the Army in their relief efforts in the DFW Metroplex and beyond, most recently after deadly tornadoes struck Dallas and Collin Counties in December 2015. The Cowboys partnered with CBS 11 and Albertsons to take donations through phone banks and at the grocer's registers, raising more than \$60,000. In addition, Cowboys players Darren McFadden, Tyler Clutts and Jameill Showers spent a day volunteering with the Army's Disaster Relief team, while across town, Coach Jason Garrett, his wife Brill and other members of the Dallas Cowboys Women's Association distributed food and other supplies to those affected at a local rec center.



Reliant Home Run Derby benefiting The Salvation Army

Every year, Cowboys players led by Head Coach Jason Garrett, participate in Reliant's Home Run Derby charity baseball competition. In 2016, Garrett, along with Tyrone Crawford, Travis Frederick, Barry Church, Jason Witten, Tyron Smith, Zack Martin, Brandon Carr, Terrance Williams and home run champion JJ Wilcox hit enough balls out of the park to raise \$50,000 for The Salvation Army. Cowboys rookie players also attended, shagging baseballs and spending time with the youth spectators from The Salvation Army.



The Salvation Army Echelon

The Jones family supports their local chapter of Echelon – the national young adult auxiliary of The Salvation Army founded in Dallas in 2012 – and Echelon's mission of mobilizing the next generation of Salvation Army supporters by covering the membership dues of all eligible Dallas Cowboys employees. Gene Jones and Charlotte Jones Anderson joined former First Lady Laura Bush and her daughters Jenna Bush Hager and Barbara Bush in serving as honorary chairs of Echelon's 30M Gala – named in honor of the 30 million people The Salvation Army serves annually – in May 2014. To learn more about Echelon, visit salvationarmyechelon.org.



DALLAS COWBOYS-NFL PLAY 60

Since 2007, the Dallas Cowboys have partnered with the NFL to promote PLAY 60 – a national youth health and wellness campaign focused on ending childhood obesity by encouraging kids to eat nutritiously and be active at least 60 minutes of every day.

Dallas Cowboys PLAY 60 Team

The Cowboys work with The Salvation Army each year to select 11 deserving youth for the Dallas Cowboys PLAY 60 Team. The 11 team members are chosen based on their commitment to playing and being active for at least 60 minutes every day, as well as their demonstration of the Army's five core values: Passion, Compassion, Bravery, Uplifting Spirit and Trustworthiness. The team members receive special PLAY 60 jerseys and are invited to be the Cowboys sideline guests during the Thanksgiving Day game.



Fuel Up to Play 60

Fuel Up to Play 60 is a free and fun nutrition and physical activity program – the largest in-school health and wellness program in the country – that empowers students to take charge of their health by making small, everyday changes within their schools. Created by the NFL and the National Dairy Council, in collaboration with the U.S. Department of Agriculture, the program includes grant opportunities of up to \$4,000 annually for schools; a Playbook with strategies for healthy eating and physical activity; and a student ambassador program. The Cowboys partnership with Dairy MAX, local Dairy Council and local implementer of Fuel Up to Play 60, continues to expand as more studies correlate the connection between students' good health and performance in school and in life.



Fuel up to Play 60 Hometown Grant

In 2014, the Cowboys and partner Dairy MAX, local Dairy Council and Fuel Up to Play 60 program implementer, awarded the Arlington Independent School District the first-ever Hometown Grant – a \$10,000 grant intended to make a big impact on good nutrition and physical activity programming in schools. The 2014 Hometown Grant was utilized for the purchase of Fuel Up to Play 60 playground stencils – stencils that incorporate educational messages and encourage physical activity – for seven Arlington elementary schools. The 2015 Hometown Grant, presented in February 2016, was also awarded to the Arlington ISD for the same project, bringing the district to 14 total elementary schools with playground stencils.



NFL PLAY 60 FITNESSGRAM® Project

Since 2009, the NFL has partnered with The Cooper Institute® – a worldwide leader in preventative medicine research – to supply each of the league's 32 member clubs with FITNESSGRAM licenses to distribute to local schools and community organizations. Developed in 1982 by The Cooper Institute, FITNESSGRAM is the nation's leading tool in assessing and tracking student fitness levels, mandated in the state of Texas and adopted by the Presidential Youth Fitness Program. The Cowboys work with The Cooper Institute locally by hosting a private training at AT&T Stadium for the team's FITNESSGRAM site leaders and by promoting the tool through events like Dallas Cowboys Rookie Club appearances. In 2014, the Rookie Club visited Pantego Christian Academy in Arlington to congratulate the school's physical educator on being named the Cowboys FITNESSGRAM champion for her outstanding dedication to the project.



PLAY 60 Challenge

Each year the Cowboys team up with the American Heart Association, Reliant Energy and Fuel Up to Play 60 to kick off the PLAY 60 Challenge Powered by Reliant. The PLAY 60 Challenge is a six-week program downloadable online wherein students are "challenged" to document 60 minutes of physical activity each day, while teachers and family members are encouraged to help by incorporating physical activity in the classroom and at home. The 2015 PLAY 60 Challenge kickoff event took place at Sparks Elementary School in Frisco and featured special appearances by cornerback Brandon Carr and mascot Rowdy.



PLAY 60-READ 20

In 2015, the Cowboys teamed up with Nationwide to present the Cowboys Reading Blitz Challenge to fourth graders at Gabe Allen Elementary School in Dallas. The six-week program challenged the youth to not only get 60 minutes of playtime in each day, but also to read for at least 20 minutes. At the program's end, Cowboys cornerback Brandon Carr, along with former NFL player and *New York Times* best-selling author Tim Green, visited Gabe Allen to get 60 minutes of exercise in with the children; to read to them from Green's book, *Kid Owner*; and to present prizes to the Challenge's top performers. Carr and Green talked with the kids about the importance of taking care of your body and its correlation with your ability to take care of your mind.



Dallas Cowboys PLAY 60 Fitness Zones

Dallas Cowboys PLAY 60 Fitness Zones are fun, Cowboys-branded spaces that come fully loaded with fitness equipment and interactive gaming systems designed to get kids up and moving (even in inclement weather!). The Fitness Zones are intended to give youth new and safe spaces to play that they may not otherwise have. To date, Cowboys Fitness Zones have been installed at the Boys & Girls Club of Arlington, the Gene and Jerry Jones Family North Texas Youth Education Town in Arlington, the Grand Prairie Boys & Girls Club, The Salvation Army Mabee Center in Fort Worth, the Boys & Girls Club at Uplift Education Williams Prep in Dallas, Nexus Recovery Center in Dallas, The Salvation Army Plano Corps, the Boys & Girls Club of Frisco and most recently, The Salvation Army Boys & Girls Club Grand Prairie.



Hometown Huddle PLAY 60 Fitness Clinic

Since 1999, the Cowboys have partnered with the NFL to support the United Way's effort to improve childhood health through a league-wide day of community service called Hometown Huddle. During the 2015 Hometown Huddle event, Cowboys alumni Bradie James and Larry Brown visited Sanger Elementary School in Dallas, where brand-new Fuel Up to Play 60 playground stencils were installed. In addition, Sanger was presented with a \$2,500 grant from the Jones Family Foundation to improve its health and wellness programming, as was Wimbish Elementary School of the Arlington ISD.



YOUTH FOOTBALL & CAMPS

Dallas Cowboys Football Academy

The Dallas Cowboys Football Academy offers skill development programs and positional training for youth and high school players, as well as coaches, throughout the year. Visit dallascowboys.com/Academy for the most up-to-date schedule of events, camps and opportunities to train with current and former NFL players and coaches.



Dallas Cowboys Cheerleaders Academy

The Dallas Cowboys Cheerleaders Academy, premiering in 2015, includes summer camps for youth (formerly called "Camp DCC"), prep classes for aspiring Dallas Cowboys Cheerleaders and national cheer and dance competitions. Visit dallascowboys.com/Academy for the most up-to-date schedule of events, camps and opportunities to train with America's Sweethearts.



Dallas Cowboys U High School Football Camp

Since 2012 under the leadership of Head Coach Jason Garrett, the Dallas Cowboys have hosted Dallas Cowboys U at the team's Valley Ranch headquarters prior to the break of minicamp in June. In a rare opportunity to interact with the entire Cowboys roster, 160 deserving high school football players, representing more than a dozen districts in the North Texas region, are selected by their coaches to spend a day learning from Cowboys players, participating in a round-robin 6-on-6 tournament. Cowboys players become coaches and Cowboys coaches become referees during this impactful day for the young athletes, the event ends with Cowboys players sharing their stories of hard work, perseverance and the road to success. Dallas Cowboys U also includes a session on character and making good life choices, led by guest speakers and members of the Dallas Cowboys Rookie Club.



Dallas Cowboys Gatorade Junior Training Camp

Dallas Cowboys Gatorade Junior Training Camp is a complimentary grassroots football instruction clinic for students, both boys and girls, ages 7 to 14, held on site at school. A Cowboys staff member, mascot Rowdy and volunteers run students through a variety of drills and promote the PLAY 60 philosophy of getting 60 minutes of physical activity in each day. The Cowboys host Gatorade Junior Training Camps for nearly 8,000 children annually. Visit the Youth Programs page on DallasCowboys.com for information on scheduling a camp.



Coach of the Week

Over the last two decades, the Cowboys have provided 212 grants totaling more than \$325,000 to local high school football programs through the Dallas Cowboys Coach of the Week initiative. In 2015, the team partnered with Whataburger to honor one high school football coach each week of the 10-week high school season, along with two coaches from early rounds of the playoffs. Students and fans voted online for their favorite candidate. The coach with the most votes received a \$2,000 grant for their respective football program. At the end of the program, all 12 winning coaches were invited to a Dallas Cowboys home game at AT&T Stadium, where they were honored on the field for the positive impact they make on their teams, schools and community.



Coaches Clinic

Less than 24 hours before departing for training camp, the Dallas Cowboys coaching staff has made a tradition of hosting a one-day teaching clinic for nearly 500 youth, middle and high school football coaches from across the region at AT&T Stadium. The event – one close to the heart of Jerry Jones, in which participants attend for free on behalf of the Jones Family Foundation – features presentations from each of the Cowboys position coaches, as well as remarks from Head Coach Jason Garrett and Jerry Jones himself. Participants receive complimentary breakfast and lunch, team merchandise and information on USA Football, including a code to become Heads Up Football-certified for free.



Moms Clinic

In partnership with the NFL and USA Football, the Cowboys hosted their second annual Moms Clinic at AT&T Stadium in August 2015. The clinic, which allowed for nearly 1,000 youth football moms or moms of aspiring young football players to attend for free, included a panel featuring Cowboys executive vice president, NFL Foundation chair and "football mom" Charlotte Jones Anderson; Michelle Witten, wife of Cowboys Pro Bowl tight end Jason Witten; USA Football's executive director Scott Hallenbeck; and former Cowboys players and Heads Up Football ambassadors Tony Casillas, Rocket Ismail and George Teague. Drs. Robert Berry and Bryan Wasson of clinic presenting sponsor Baylor Scott & White Health also presented on sports-related injuries and prevention. In addition to learning valuable information on the safety developments around the game of football, participating moms were invited on field to learn Heads Up Football techniques themselves, while their children participated in a free PLAY 60 clinic. At the end of the day, participants, moms and kids alike, heard from Head Coach Jason Garrett before attending the Cowboys preseason game for free at AT&T Stadium.



NFL Athletic Trainer Program

Through a matching grant opportunity with the NFL Foundation, the Cowboys partnered with Ben Hogan Sports Medicine and the Arlington ISD to provide certified Athletic Trainers for Fall football, Spring wrestling and Spring soccer programs at 11 Arlington junior high schools. Over the course of the 2015-16 school year, Ben Hogan certified trainers visited game and practice sites for the schools, detecting and monitoring the treatment of concussions and other sports-related injuries.



Texas High School Character Education Program

In February 2016, the Dallas Cowboys teamed up with the University Interscholastic League (UIL), Texas High School Coaches Association and the NFL Foundation to launch the Texas High School Character Education Program, intending to enrich the meaning of coaching and prioritize lessons in character-building in athletics. As a first step in building this program, the Cowboys invited key superintendents, athletic directors and coaches from across Texas to join in discussions led by Charlotte Jones Anderson, Coach Jason Garrett and NFL Foundation facilitators Joe Ehrmann and Jody Redman. A second forum was held in April 2016 with tripled attendance, including a variety of both boys and girls coaches, and plans were set in motion for participants to evaluate their schools' coaching cultures and develop their own steps for improvement utilizing the program's tools and resources. The forum is scheduled to meet once again at the Texas High School Coaches Association's July conference in San Antonio.



to evaluate their schools' coaching cultures and develop their own steps for improvement utilizing the program's tools and resources. The forum is scheduled to meet once again at the Texas High School Coaches Association's July conference in San Antonio.

NFL Foundation

In December 2012, NFL Commissioner Roger Goodell appointed Cowboys Executive Vice President and Chief Brand Officer Charlotte Jones Anderson as chair of the newly-formed NFL Foundation – the first woman to ever lead the charitable foundation of a major sports league. In this position, Anderson oversees what was formerly NFL Charities and the NFL Youth Football Fund and its awarding of more than \$23 million in grants annually to support youth and high school football programs, player health and safety efforts and community outreach initiatives. Visit NFLfoundation.org to learn more.



YOUTH OUTREACH

Holiday Hospital Visits

Since 1989 during the Jones family's first season as owners of the Cowboys, the entire team has conducted annual Christmas visits to local children's hospitals. During the 2015 visits to four area hospitals, Cowboys players and cheerleaders delivered "game socks" loaded with Cowboys goodies and toys courtesy of the team and the UnitedHealthcare Children's Foundation to nearly 800 children seeking treatment over the holiday season.



Make-A-Wish

Since 1992, the Cowboys have partnered with the Make-A-Wish Foundation of North Texas to grant more than 225 wishes of youth from 41 different states. These "Wish Kids" – youth suffering from a variety of life-threatening illnesses – are invited to tour the team's training facility, watch practice and meet their favorite players before coming to AT&T Stadium with their families to be the Cowboys VIP guest during a home game.



Happy Hill Farm Academy and Home

The Cowboys continue to play a large role in raising annual operating funds for Happy Hill Farm Academy – a home and school for at-risk youth in Granbury, Texas. Home of the Dallas Cowboys Courage House, Happy Hill Farm is the beneficiary of the Cowboys annual Kickoff Luncheon, as well as the Dallas Cowboys Family Cookbook presented by the Dallas Cowboys Women's Association.



Children's Cancer Fund Luncheon and Fashion Show

As is a longstanding tradition, the Cowboys were proud to participate in the 28th annual Children's Cancer Fund Fashion Show event in April 2016. Each year Cowboys Legends Roger Staubach and Troy Aikman serve as the event's honorary chairs; they were joined this year by current Cowboys Terrance Williams, Byron Jones, Brandon Carr and Morris Claiborne, as well as Dallas Cowboys Cheerleaders and Coach Jason Garrett, who served as escorts for the pediatric cancer patients and survivors on the runway. The event raises funds for children's cancer research at Children's Medical Center Dallas, while creating a positive experience for dozens of children undergoing cancer treatment.



Gene and Jerry Jones Family Arlington Youth Foundation

As part of their commitment to the City of Arlington, Texas – home of AT&T Stadium – the Jones family has pledged to donate \$16.5 million to organizations supporting Arlington youth over 33 years through the Gene and Jerry Jones Family Arlington Youth Foundation. The foundation's mission is to enhance the quality of life for Arlington youth by funding programs and facilities dedicated to football and athletics, health and wellness, education and the arts through matching grants. In 2015, the Arlington Youth Foundation awarded \$50,000 to the Arlington Independent School District in support of the inaugural AISD Back to School Kickoff, held at AT&T Stadium in August 2015. The event provided backpacks, supplies and other support to 10,000 Arlington



children in need, and is set to take place once again at AT&T Stadium in August 2016. In another recent Arlington Youth Foundation endeavor, the 2015-16 school year kicked off the AISD Fifth Grade Art Program at AT&T Stadium, wherein all Arlington ISD 5th grade students were invited to view the Dallas Cowboys Art Collection over the course of the year for free, courtesy of the Jones family.

BREAST CANCER AWARENESS

The Cowboys partner with Susan G. Komen for the Cure® to support Breast Cancer Awareness Month through the campaign known as "iPromise" every year. The iPromise campaign – named in honor of Komen founder Nancy Brinker's book, *Promise Me* – was launched in 2010 when the Jones family committed \$1 million annually in promotional assets to Komen, highlighted by the creation of a co-branded iPromise merchandise line, proceeds of which benefit breast cancer research. The Cowboys dedicate a home game to raising awareness for Komen's efforts to fight breast cancer each year, with Cowboys players, coaches and cheerleaders sporting pink accents in their uniforms, informational PSAs playing throughout the game and a special halftime performance featuring more than 250 breast cancer survivors and co-survivors taking the field to form two giant pink awareness ribbons.



more than 250 breast cancer survivors and co-survivors taking the field to form two giant pink awareness ribbons.

TEAM #COWBOYS4KOMEN

A key component to the Cowboys partnership with Susan G. Komen is participation in the Komen Dallas Race for the Cure. Every year the Jones Family Foundation supports the cause by underwriting the registration costs of all full-time Cowboys staff members to participate with TEAM COWBOYS in the race. Since 2013, TEAM COWBOYS has been open to all fans and supporters to join. Members of TEAM COWBOYS receive a discount on their registration, a chance to purchase the exclusive TEAM COWBOYS t-shirt and an invitation to attend the Cowboys pre-race rally with complimentary breakfast and prizes. Cowboys players and cheerleaders lent their support prior to the race by attending Komen's registration event in 2014, encouraging shoppers at Belk to join TEAM COWBOYS.



DOMESTIC VIOLENCE/SEXUAL ASSAULT PLATFORM

The Cowboys have long supported organizations like The Salvation Army and The Family Place that provide immediate shelter, resources and counseling for women and children escaping domestic violence and other crises. In October 2015, the team took their platform a step further, hosting the "Get in the Game" luncheon at AT&T Stadium. A benefit for The Gatehouse – a new supportive living community on 61 acres in Grapevine, Texas, where women and children can seek longer-term shelter (up to two and a half years) and paths for permanent change – the event also saw donations made to The Salvation Army; The Family Place; Hope's Door; GRACE Grapevine; SafeHaven; and Genesis Women's Shelter. "Get in the Game" encouraged communitywide participation, with the mayors of Dallas, Fort Worth, Grapevine, Arlington and Frisco all serving as honorary chairs, and Cowboys Pro Bowl tight end Jason Witten – who knows firsthand the impact of family violence and has started a male mentorship program through his SCORE Foundation – serving as the event's keynote speaker. The Cowboys will continue to encourage fans to "Get in the Game," currently spearheading the Texas High School Character Education Program, in the hopes of stopping domestic violence and sexual assault before it ever begins with youth and young adults.



MILITARY SUPPORT

Salute to Service Game

The Cowboys partnered with the NFL once again in the 2015 season to activate the annual Salute to Service campaign honoring members of all five branches of the military both past and present. During a November home game presented by Bank of America, the Cowboys saluted servicemen and women through special Salute to Service signage and gear on the field and on the uniforms of players and coaches, and through special flag, National Anthem, pregame and halftime presentations. A \$30,000 grant from the Jones Family Foundation and Bank of America was presented to The Salvation Army in support of its veterans outreach program; and in addition, Cowboys Legends and military veterans Roger Staubach and Chad Hennings joined television journalist Tom Brokaw and Cowboys medical partner Baylor Scott and White in presenting a specially-trained service dog to a wounded veteran through the Canine Companions program.



Veterans Outreach

In honor of Veteran's Day and the Salute to Service campaign, the Cowboys, along with the NFL and NBC Sunday Night Football, hosted a fan event at the Naval Air Station Joint Reserve Base (JRB) in Fort Worth, where military members and their families were offered the opportunity to mix and mingle with Cowboys alumni, mascot Rowdy and Dallas Cowboys Cheerleaders. They could also take a peek onboard the Dallas Cowboys and NBC Sunday Night Football luxury tour buses and the team's mobile Hall of Fame museum. As part of the day, Cowboys alumni and Air Force veteran Chad Hennings presented a \$5,000 grant from the Gene and Jerry Jones Family Foundation to the Navy-Marine Corps Relief Society to assist in their support of servicemen, women and families currently assigned to the JRB in Fort Worth.



Training Camp in Oxnard, California

During summer training camp in Oxnard, California, the Cowboys provide military families of nearby naval bases and military installations – notably the Naval Base Ventura County at Point Mugu – special opportunities to interact with the team, including a private meet and greet with base personnel as the team's plane arrives for camp. Additionally, the Cowboys frequently host military groups at practice and invite children of military families to participate in special Cowboys youth football and cheerleading camps.



Dallas Cowboys Cheerleaders USO Tours

The world famous Dallas Cowboys Cheerleaders organization – America's Sweethearts – is completely subsidized by the club for the primary purpose of spreading goodwill on a local, national and international platform. Aside from their obvious game day presence and numerous local community appearances, the Dallas Cowboys Cheerleaders have participated in USO visits to troops stationed overseas in more than 200 locations since their first tour on Christmas Day 1979. In December 2015, the cheerleaders completed their 79th and 80th USO tours, with one group visiting American troops in Kuwait and Turkey, and another visiting bases across Korea. In addition to meeting the servicemen and women, the DCC also hosted youth fitness and cheer camps for children of the troops.



HISPANIC OUTREACH

The Cowboys long history of supporting Hispanic outreach initiatives starts at the very top of the organization. In November 2002, Jerry Jones' appreciation for Hispanic culture earned him the title of "Honorary Mariachi" at the Mariachi Vargas Extravaganza in San Antonio, Texas. The event's organizers selected Jones because of his love of Latin culture, his contributions to education and the diverse fan base he represents as owner of the Cowboys.

Hispanic Heritage Month

Since 2006, the Cowboys have dedicated one home game annually to celebrating Hispanic Heritage Month (Sept. 15 – Oct. 15) and the rich culture and contributions of their many Hispanic loyal fans. With help from partner Miller Lite, the 2015 Hispanic Heritage Month game was enriched with elements of Hispanic culture, including a presentation of Latin American flags and special plaza performances from the Ballet Folklórico Festival dancers and musicians courtesy of the San Antonio Convention and Visitors Bureau. Additional celebratory elements included the Hispanic Heritage Tailgate presented by Nationwide which featured games and prizes from Telemundo, CBS La Grande, Al Día and Nationwide.



NFL Hispanic Heritage Leadership Award

During the 2015 Hispanic Heritage Month dedicated game, the Cowboys teamed up with Tele-mundo to select and honor the Cowboys fifth annual NFL Hispanic Heritage Leadership Award recipient. The honoree, Colombian-born Claudia Mirza, was recognized for her work as founder of Akorbi – a multi-million dollar global business solutions company that provides jobs to workers across the world – as well as her commitment to mentoring young professionals in the Hispanic community. As part of her recognition, the Gene and Jerry Jones Family Foundation presented Mirza with a \$2,000 grant for the charity of her choosing, The Parker Lee Project.



PLAY 60 Hispanic Youth Outreach

During Hispanic Heritage Month and throughout the year, the Cowboys focus their community outreach efforts on predominantly Hispanic youth. In 2015, the Dallas Cowboys Rookie Club visited Mi Escuelita Preschool – a nurturing teaching environment for young children whose lower-income and primarily Spanish-speaking homes may put them at risk of falling behind academically. The rookie players, along with volunteers from UnitedHealthcare and Fuel Up to Play 60 nutritionists from Dairy Max, played games with the youngsters, incorporating tips for healthy eating and the importance of getting active. The children colored their own "MyPlate," learning the recommended portions of healthy food groups.



FAN ENGAGEMENT & VOLUNTEERISM

Dallas Cowboys Rookie Club presented by UnitedHealthcare

The Dallas Cowboys Rookie Club is an annual outreach initiative designed to introduce the team's newest members to the importance of giving back to the North Texas community. Presented by UnitedHealthcare, the 2015 Rookie Club marked the 15th anniversary of this special tradition. Annually, the Rookie Club participates in numerous community service projects and appearances, from school visits and Fitness Zone builds with children, to assisting local food banks and senior citizens in need.



Community Quarterback Award

Since its inception in 2000, the Dallas Cowboys Community Quarterback Award has recognized dozens of North Texas individuals for their above and beyond volunteerism while providing more than \$300,000 in grants to the nonprofit organizations they serve. In 2015, the Cowboys honored 87-year-old Marcelline Green, a dedicated volunteer at the North Texas Food Bank. As part of her recognition, a \$10,000 donation on behalf of the Jones Family Foundation was made to the North Texas Food Bank, the equivalent of 30,000 meals distributed to hungry North Texans.



Draft Day Party at AT&T Stadium

Every year the Cowboys invite fans to attend fun and free events at AT&T Stadium in celebration of the NFL Draft. At the 2016 Draft Parties presented by Miller Lite, draft coverage aired throughout the venue, while fans had the opportunity to receive autographs from former and current Dallas Cowboys players and cheerleaders, watch talent like the Cowboys Rhythm & Blue Dancers and Drumline, enjoy games and activities at the "Kid Zone" and tour the team's Hall of Fame Mobile Museum.



Taste of the NFL: The Ultimate Cowboys Tailgate Party

In May 2016, the Dallas Cowboys offensive line, led by Travis Frederick, along with former players Charles Haley, Preston Pearson and Chad Hennings, joined Abacus executive chef and proprietor Kent Rathbun in hosting the 12th annual Taste of the NFL: The Ultimate Cowboys Tailgate Party benefiting the North Texas Food Bank. The legendary tailgate party held on field at AT&T Stadium featured a silent and live auction, live country music and culinary creations from nearly two dozen of the area's hottest restaurant chefs. Since the fundraiser's inception in 2005, more than 5 million meals have been provided to hungry North Texas children with 100 percent of the event proceeds helping distribute food through the Food Bank's member agencies and feeding programs.



Dallas Cowboys Women's Association

The Dallas Cowboys Women's Association – an organization of players, coaches and executive wives and significant others – works on behalf of the team to make a difference in the North Texas community. Since 2008, the group has raised nearly \$600,000 for local non-profits, including the SPCA of Texas, Family Gateway, The Gatehouse at Grapevine, Nexus Recovery Center and more. The Women's Association joins Gene Jones, Charlotte Jones Anderson and Cowboys players each year in serving an early Thanksgiving Day meal at The Salvation Army; hosts a "Christmas of Giving" for women and children who have escaped domestic violence at The Family Place; raises awareness for breast cancer screening; and visits with sick children at Texas Scottish Rite Hospital for Children.



Dallas Cowboys Legends

The Cowboys celebrate the team's storied history by integrating the team's former players into their year-round community outreach and game day experience at AT&T Stadium. The Dallas Cowboys Legends program encompasses the great tradition that is the Dallas Cowboys into fan engagement, player mentorship, community programming and appearances. Dallas Cowboys Legends are an extension of the larger NFL Legends Community, a program of NFL Player Engagement, which works to raise awareness for the resources, tools and benefits available to all members, past and present, of the NFL family, creating a lifelong network and support system for all NFL players.



NFL United Way Hometown Huddle

A league-wide day of community service, where players from all 32 NFL teams participate in a variety of outreach activities on the same day.

Dallas Cowboys Rookie Club Presented by UnitedHealthcare

A program designed to introduce rookie team members to the importance of community service. Entering its 15th season, rookie players have participated in monthly charity visits over the last 14 years to various non-profit organizations serving children and adults.

The Salvation Army Angel Tree

Cowboys players, coaches and front office staff annually participate in The Salvation Army Angel Tree program – an opportunity to adopt underprivileged children during the Christmas holiday to purchase gifts which they might not otherwise receive.

The Salvation Army Early Thanksgiving Meal

Due to the team's traditional Thanksgiving Day football game, the Dallas Cowboys annually serve an "early" Thanksgiving Day meal to underprivileged men, women and children at The Salvation Army Carr P. Collins Social Service Center. In 2012, the team added a second location to their outreach and also served clients at The Salvation Army's Mabee Social Service Center in Fort Worth.

Children's Cancer Fund Fashion Show

Each spring, Dallas Cowboys players walk the runway in the annual Children's Cancer Fund Fashion Show chaired by Roger Staubach and Troy Aikman. The players serve as celebrity escorts for youth-models who have been stricken with cancer.

American Diabetes Association Stars of Texas Racing Against the Odds

Dallas Cowboys players hit the oval to help raise funds for diabetes research every spring at Lone Star Park. Hosted by Fort Worth Star-Telegram columnist and radio personality Randy Galloway, Racing Against the Odds takes the players to the horse track for a night of food, auction, raffles and racing.

Taste of the NFL: The Ultimate Cowboys Tailgate Party

Benefits the North Texas Food Bank, raises money to provide hundreds of thousands of meals to hungry children in North Texas, hosted by current and former players, along with Kent Rathbun of Abacus Restaurant (Dallas).

Dallas Cowboys Kickoff Luncheon

An annual luncheon offering fans the first official look at the Dallas Cowboys regular season squad which benefits Happy Hill Farm Academy and Home – a residential school for at-risk children – and home of the Dallas Cowboys Ed Block Courage House.

Dallas Cowboys Family Cookbook

The Dallas Cowboys Family Cookbook serves as a major revenue source for Happy Hill Farm Academy and Home, a non-profit academy that houses and educates at-risk children.

Holiday Hospital Visits

Under the enthusiastic guidance of Gene Jones, who serves as a member of the board of trustees for Children's Medical Center Dallas, the entire Cowboys team has conducted annual Christmas visits to local children's hospitals in each of the past 26 years. The holiday visitation program, which involves not only every player, but also the Dallas Cowboys Cheerleaders, extends to four different hospitals throughout Dallas and Fort Worth.

Cowboys NFL Draft Day Fan Appreciation Party

Every spring, the Dallas Cowboys host a fan appreciation event which corresponds with NFL Draft Day. Players and cheerleaders attend to thank fans for their support by signing autographs, posing for photos and celebrating those new team members chosen through the draft process.

Dallas Cowboys U - High School Football Camp

The Dallas Cowboys annually host 160 underserved student-athletes to a one-day camp at the team's training facility. The entire Dallas Cowboys roster and coaching staff works with the youth to provide one-on-one football instruction and discuss important off-the-field life-skills topics. During the event, Cowboys players coach the high school athletes in round robin six-on-six games, while the team's coaching staff officiates the tournament.

Make-A-Wish

The Cowboys partner with Make-A-Wish to host children with life-threatening illnesses and their families each week of the season. The children are invited to tour Valley Ranch, watch practice and meet their favorite Cowboys players before coming to AT&T Stadium to be the team's special pregame sideline guest at a home game.

Reliant Home Run Derby

A charity baseball competition hosted by Cowboys partner Reliant Energy at Globe Life Park, home of the Texas Rangers. Cowboys players and Head Coach Jason Garrett swing for the fences to raise money for The Salvation Army.

PLAY 60


The national youth health and wellness campaign of the NFL and its 32 clubs. PLAY 60 encourages kids to eat nutritiously and get 60 minutes of physical activity in each day. A variety of programming and events fall under the PLAY 60 platform, including Fuel Up to Play 60, the PLAY 60 Challenge, NFL PLAY 60 FITNESSGRAM with The Cooper Institute and the annual Hometown Huddle PLAY 60 event.



United HealthCare and The Dallas Cowboys Rookie Club donate \$25,000 to the Salvation Army Boys & Girls Club in Garland, Texas.



Brandon Carr, Gavin Escobar, Drew Pearson and Morris Claiborne join Belk in honoring Star Survivors selected through a promotion with Susan G. Komen for the Cure.



Country music star **Luke Bryan** performs during the nationally televised halftime of the 2015 Dallas Cowboys Thanksgiving game to kickoff The Salvation Army's Red Kettle fundraising campaign.



2015 Final Standings

AMERICAN FOOTBALL CONFERENCE

East Division

	W	L	T	Pct	Pts.	OP
* New England	12	4	0	.750	465	315
N.Y. Jets	10	6	0	.625	387	314
Buffalo	8	8	0	.500	379	359
Miami	6	10	0	.375	310	389

North Division

	W	L	T	Pct	Pts.	OP
* Cincinnati	12	4	0	.750	419	279
# Pittsburgh	10	6	0	.625	423	319
Baltimore	5	11	0	.313	328	401
Cleveland	3	13	0	.188	278	432

South Division

	W	L	T	Pct	Pts.	OP
* Houston	9	7	0	.563	339	313
Indianapolis	8	8	0	.500	333	408
Jacksonville	5	11	0	.313	376	448
Tennessee	3	13	0	.188	299	423

West Division

	W	L	T	Pct	Pts.	OP
* Denver	12	4	0	.750	355	296
# Kansas City	11	5	0	.688	405	287
Oakland	7	9	0	.438	359	399
San Diego	4	12	0	.250	320	398

NATIONAL FOOTBALL CONFERENCE

East Division

	W	L	T	Pct	Pts.	OP
* Washington	9	7	0	.563	388	379
Philadelphia	7	9	0	.438	377	430
N.Y. Giants	6	10	0	.375	420	442
Dallas	4	12	0	.250	275	374

North Division

	W	L	T	Pct	Pts.	OP
* Minnesota	11	5	0	.688	365	302
# Green Bay	10	6	0	.625	368	323
Detroit	7	9	0	.438	358	400
Chicago	6	10	0	.375	335	397

South Division

	W	L	T	Pct	Pts.	OP
* Carolina	15	1	0	.938	500	308
Atlanta	8	8	0	.500	339	345
New Orleans	7	9	0	.438	408	476
Tampa Bay	6	10	0	.375	342	471

West Division

	W	L	T	Pct	Pts.	OP
* Arizona	13	3	0	.813	489	313
# Seattle	10	6	0	.625	423	277
St. Louis	7	9	0	.438	280	330
San Francisco	5	11	0	.313	238	387

* Division Champion; # Wild Card Team

2015 NFL POSTSEASON AT A GLANCE

(home team in caps)

AFC Wild Card Playoff Games

Kansas City 30, HOUSTON 0
Pittsburgh 18, CINCINNATI 16

NFC Wild Card Playoff Games

Seattle 10, MINNESOTA 9
Green Bay 35, WASHINGTON 18

AFC Divisional Playoff Games

NEW ENGLAND 27, Kansas City 20
DENVER 23, Pittsburgh 16

NFC Divisional Playoff Games

ARIZONA 26, Green Bay 20
CAROLINA 31, Seattle 24

AFC Championship Game

DENVER 20, New England 18

NFC Championship Game

CAROLINA 49, Arizona 15

Super Bowl 50 at San Francisco

DENVER (AFC) 24, Carolina (NFC) 10

AFC-NFC Pro Bowl at Aloha Stadium, Honolulu, Hawaii

Team Irvin 49, TEAM RICE 27



2016 NATIONAL FOOTBALL LEAGUE SCHEDULE

(All Times Eastern. * Weeks 5-16 Sunday night games subject to change)

THURSDAY, SEPTEMBER 08, 2016 (WEEK 1)

Carolina Panthers at Denver Broncos..... 8:30

SUNDAY, SEPTEMBER 11, 2016

Tampa Bay Buccaneers at Atlanta Falcons..... 1:00
 Buffalo Bills at Baltimore Ravens..... 1:00
 Chicago Bears at Houston Texans..... 1:00
 Green Bay Packers at Jacksonville Jaguars..... 1:00
 San Diego Chargers at Kansas City Chiefs..... 1:00
 Oakland Raiders at New Orleans Saints..... 1:00
 Cincinnati Bengals at New York Jets..... 1:00
 Cleveland Browns at Philadelphia Eagles..... 1:00
 Minnesota Vikings at Tennessee Titans..... 1:00
 Miami Dolphins at Seattle Seahawks..... 4:05

New York Giants at Dallas Cowboys 4:25

Detroit Lions at Indianapolis Colts..... 4:25

New England Patriots at Arizona Cardinals..... 8:30

MONDAY, SEPTEMBER 12, 2016

Pittsburgh Steelers at Washington Redskins..... 7:10
 Los Angeles Rams at San Francisco 49ers..... 10:20

THURSDAY, SEPTEMBER 15, 2016 (WEEK 2)

New York Jets at Buffalo Bills..... 8:25

SUNDAY, SEPTEMBER 18, 2016

San Francisco 49ers at Carolina Panthers..... 1:00
 Baltimore Ravens at Cleveland Browns..... 1:00
 Tennessee Titans at Detroit Lions..... 1:00
 Kansas City Chiefs at Houston Texans..... 1:00
 Miami Dolphins at New England Patriots..... 1:00
 New Orleans Saints at New York Giants..... 1:00
 Cincinnati Bengals at Pittsburgh Steelers..... 1:00
Dallas Cowboys at Washington Redskins 1:00
 Tampa Bay Buccaneers at Arizona Cardinals..... 4:05
 Seattle Seahawks at Los Angeles Rams..... 4:05
 Indianapolis Colts at Denver Broncos..... 4:25
 Atlanta Falcons at Oakland Raiders..... 4:25
 Jacksonville Jaguars at San Diego Chargers..... 4:25
 Green Bay Packers at Minnesota Vikings..... 8:30

MONDAY, SEPTEMBER 19, 2016

Philadelphia Eagles at Chicago Bears..... 8:30

THURSDAY, SEPTEMBER 22, 2016 (WEEK 3)

Houston Texans at New England Patriots..... 8:25

SUNDAY, SEPTEMBER 25, 2016

Arizona Cardinals at Buffalo Bills..... 1:00
 Minnesota Vikings at Carolina Panthers..... 1:00
 Denver Broncos at Cincinnati Bengals..... 1:00
 Detroit Lions at Green Bay Packers..... 1:00
 Baltimore Ravens at Jacksonville Jaguars..... 1:00
 Cleveland Browns at Miami Dolphins..... 1:00
 Washington Redskins at New York Giants..... 1:00
 Oakland Raiders at Tennessee Titans..... 1:00
 San Francisco 49ers at Seattle Seahawks..... 4:05
 Los Angeles Rams at Tampa Bay Buccaneers..... 4:05
 San Diego Chargers at Indianapolis Colts..... 4:25
 New York Jets at Kansas City Chiefs..... 4:25
 Pittsburgh Steelers at Philadelphia Eagles..... 4:25
Chicago Bears at Dallas Cowboys 8:30

MONDAY, SEPTEMBER 26, 2016

Atlanta Falcons at New Orleans Saints..... 8:30

THURSDAY, SEPTEMBER 29, 2016 (WEEK 4)

(Byes: Green Bay, Philadelphia)

Miami Dolphins at Cincinnati Bengals..... 8:25

SUNDAY, OCTOBER 02, 2016

Indianapolis Colts at Jacksonville Jaguars (London)..... 9:30a
 Carolina Panthers at Atlanta Falcons..... 1:00
 Oakland Raiders at Baltimore Ravens..... 1:00
 Detroit Lions at Chicago Bears..... 1:00
 Tennessee Titans at Houston Texans..... 1:00
 Buffalo Bills at New England Patriots..... 1:00
 Seattle Seahawks at New York Jets..... 1:00
 Cleveland Browns at Washington Redskins..... 1:00
 Denver Broncos at Tampa Bay Buccaneers..... 4:05
 Los Angeles Rams at Arizona Cardinals..... 4:25
 New Orleans Saints at San Diego Chargers..... 4:25
Dallas Cowboys at San Francisco 49ers 4:25
 Kansas City Chiefs at Pittsburgh Steelers..... 8:30

MONDAY, OCTOBER 03, 2016

New York Giants at Minnesota Vikings..... 8:30

THURSDAY, OCTOBER 06, 2016 (WEEK 5)

(Byes: Jacksonville, Kansas City, New Orleans, Seattle)

Arizona Cardinals at San Francisco 49ers..... 8:25

SUNDAY, OCTOBER 09, 2016

Washington Redskins at Baltimore Ravens..... 1:00

New England Patriots at Cleveland Browns..... 1:00
 Philadelphia Eagles at Detroit Lions..... 1:00
 Chicago Bears at Indianapolis Colts..... 1:00
 Tennessee Titans at Miami Dolphins..... 1:00
 Houston Texans at Minnesota Vikings..... 1:00
 New York Jets at Pittsburgh Steelers..... 1:00
 Atlanta Falcons at Denver Broncos..... 4:05

Cincinnati Bengals at Dallas Cowboys 4:25

Buffalo Bills at Los Angeles Rams..... 4:25

San Diego Chargers at Oakland Raiders..... 4:25

New York Giants at Green Bay Packers *..... 8:30

MONDAY, OCTOBER 10, 2016

Tampa Bay Buccaneers at Carolina Panthers..... 8:30

THURSDAY, OCTOBER 13, 2016 (WEEK 6)

(Byes: Minnesota, Tampa Bay)

Denver Broncos at San Diego Chargers..... 8:25

SUNDAY, OCTOBER 16, 2016

San Francisco 49ers at Buffalo Bills..... 1:00
 Jacksonville Jaguars at Chicago Bears..... 1:00
 Los Angeles Rams at Detroit Lions..... 1:00
 Pittsburgh Steelers at Miami Dolphins..... 1:00
 Cincinnati Bengals at New England Patriots..... 1:00
 Carolina Panthers at New Orleans Saints..... 1:00
 Baltimore Ravens at New York Giants..... 1:00
 Cleveland Browns at Tennessee Titans..... 1:00
 Philadelphia Eagles at Washington Redskins..... 1:00
 Kansas City Chiefs at Oakland Raiders..... 4:05
Dallas Cowboys at Green Bay Packers 4:25
 Atlanta Falcons at Seattle Seahawks..... 4:25
 Indianapolis Colts at Houston Texans *..... 8:30

MONDAY, OCTOBER 17, 2016

New York Jets at Arizona Cardinals..... 8:30

THURSDAY, OCTOBER 20, 2016 (WEEK 7)

(Byes: Carolina, Dallas)

Chicago Bears at Green Bay Packers..... 8:25

SUNDAY, OCTOBER 23, 2016

New York Giants at Los Angeles Rams (London)..... 9:30a
 Cleveland Browns at Cincinnati Bengals..... 1:00
 Washington Redskins at Detroit Lions..... 1:00
 Oakland Raiders at Jacksonville Jaguars..... 1:00
 New Orleans Saints at Kansas City Chiefs..... 1:00
 Buffalo Bills at Miami Dolphins..... 1:00
 Baltimore Ravens at New York Jets..... 1:00
 Minnesota Vikings at Philadelphia Eagles..... 1:00
 Indianapolis Colts at Tennessee Titans..... 1:00
 San Diego Chargers at Atlanta Falcons..... 4:05
 Tampa Bay Buccaneers at San Francisco 49ers..... 4:05
 New England Patriots at Pittsburgh Steelers..... 4:25
 Seattle Seahawks at Arizona Cardinals *..... 8:30

MONDAY, OCTOBER 24, 2016

Houston Texans at Denver Broncos..... 8:30

THURSDAY, OCTOBER 27, 2016 (WEEK 8)

(Byes: Baltimore, Los Angeles, Miami, NY Giants, Pittsburgh, San Francisco)

Jacksonville Jaguars at Tennessee Titans..... 8:25

SUNDAY, OCTOBER 30, 2016

Washington Redskins at Cincinnati Bengals (London)..... 9:30a
 Green Bay Packers at Atlanta Falcons..... 1:00
 New England Patriots at Buffalo Bills..... 1:00
 New York Jets at Cleveland Browns..... 1:00
 Detroit Lions at Houston Texans..... 1:00
 Kansas City Chiefs at Indianapolis Colts..... 1:00
 Seattle Seahawks at New Orleans Saints..... 1:00
 Oakland Raiders at Tampa Bay Buccaneers..... 1:00
 San Diego Chargers at Denver Broncos..... 4:05
 Arizona Cardinals at Carolina Panthers..... 4:25
Philadelphia Eagles at Dallas Cowboys * 8:30

MONDAY, OCTOBER 31, 2016

Minnesota Vikings at Chicago Bears..... 8:30

THURSDAY, NOVEMBER 03, 2016 (WEEK 9)

(Byes: Arizona, Chicago, Cincinnati, Houston, New England, Washington)

Atlanta Falcons at Tampa Bay Buccaneers..... 8:25

SUNDAY, NOVEMBER 06, 2016

Pittsburgh Steelers at Baltimore Ravens..... 1:00
Dallas Cowboys at Cleveland Browns 1:00
 Jacksonville Jaguars at Kansas City Chiefs..... 1:00
 New York Jets at Miami Dolphins..... 1:00
 Detroit Lions at Minnesota Vikings..... 1:00
 Philadelphia Eagles at New York Giants..... 1:00
 Carolina Panthers at Los Angeles Rams..... 4:05
 New Orleans Saints at San Francisco 49ers..... 4:05
 Indianapolis Colts at Green Bay Packers..... 4:25

Tennessee Titans at San Diego Chargers.....	4:25
Denver Broncos at Oakland Raiders *	8:30
MONDAY, NOVEMBER 07, 2016	
Buffalo Bills at Seattle Seahawks.....	8:30
THURSDAY, NOVEMBER 10, 2016 (WEEK 10) (Byes: Buffalo, Detroit, Indianapolis, Oakland)	
Cleveland Browns at Baltimore Ravens.....	8:25
SUNDAY, NOVEMBER 13, 2016	
Kansas City Chiefs at Carolina Panthers.....	1:00
Houston Texans at Jacksonville Jaguars.....	1:00
Denver Broncos at New Orleans Saints.....	1:00
Los Angeles Rams at New York Jets.....	1:00
Atlanta Falcons at Philadelphia Eagles.....	1:00
Chicago Bears at Tampa Bay Buccaneers.....	1:00
Green Bay Packers at Tennessee Titans.....	1:00
Minnesota Vikings at Washington Redskins.....	1:00
Miami Dolphins at San Diego Chargers.....	4:05
San Francisco 49ers at Arizona Cardinals.....	4:25
Dallas Cowboys at Pittsburgh Steelers.....	4:25
Seattle Seahawks at New England Patriots *	8:30
MONDAY, NOVEMBER 14, 2016	
Cincinnati Bengals at New York Giants.....	8:30
THURSDAY, NOVEMBER 17, 2016 (WEEK 11) (Byes: Atlanta, Denver, NY Jets, San Diego)	
New Orleans Saints at Carolina Panthers.....	8:25
SUNDAY, NOVEMBER 20, 2016	
Buffalo Bills at Cincinnati Bengals.....	1:00
Pittsburgh Steelers at Cleveland Browns.....	1:00
Baltimore Ravens at Dallas Cowboys.....	1:00
Jacksonville Jaguars at Detroit Lions.....	1:00
Tennessee Titans at Indianapolis Colts.....	1:00
Tampa Bay Buccaneers at Kansas City Chiefs.....	1:00
Arizona Cardinals at Minnesota Vikings.....	1:00
Chicago Bears at New York Giants.....	1:00
Miami Dolphins at Los Angeles Rams.....	4:05
New England Patriots at San Francisco 49ers.....	4:25
Philadelphia Eagles at Seattle Seahawks.....	4:25
Green Bay Packers at Washington Redskins.....	8:30
MONDAY, NOVEMBER 21, 2016	
Houston Texans at Oakland Raiders (Mexico City).....	8:30
THURSDAY, NOVEMBER 24, 2016 (WEEK 12)	
Minnesota Vikings at Detroit Lions.....	12:30
Washington Redskins at Dallas Cowboys.....	4:30
Pittsburgh Steelers at Indianapolis Colts.....	8:30
SUNDAY, NOVEMBER 27, 2016	
Arizona Cardinals at Atlanta Falcons.....	1:00
Cincinnati Bengals at Baltimore Ravens.....	1:00
Jacksonville Jaguars at Buffalo Bills.....	1:00
Tennessee Titans at Chicago Bears.....	1:00
New York Giants at Cleveland Browns.....	1:00
San Diego Chargers at Houston Texans.....	1:00
San Francisco 49ers at Miami Dolphins.....	1:00
Los Angeles Rams at New Orleans Saints.....	1:00
Seattle Seahawks at Tampa Bay Buccaneers.....	4:05
Kansas City Chiefs at Denver Broncos.....	4:25
Carolina Panthers at Oakland Raiders.....	4:25
New England Patriots at New York Jets.....	8:30
MONDAY, NOVEMBER 28, 2016	
Green Bay Packers at Philadelphia Eagles.....	8:30
THURSDAY, DECEMBER 01, 2016 (WEEK 13) (Byes: Cleveland, Tennessee)	
Dallas Cowboys at Minnesota Vikings.....	8:25
SUNDAY, DECEMBER 04, 2016	
Kansas City Chiefs at Atlanta Falcons.....	1:00
Miami Dolphins at Baltimore Ravens.....	1:00
San Francisco 49ers at Chicago Bears.....	1:00
Philadelphia Eagles at Cincinnati Bengals.....	1:00
Houston Texans at Green Bay Packers.....	1:00
Denver Broncos at Jacksonville Jaguars.....	1:00
Los Angeles Rams at New England Patriots.....	1:00
Detroit Lions at New Orleans Saints.....	1:00
Buffalo Bills at Oakland Raiders.....	4:05
Washington Redskins at Arizona Cardinals.....	4:25
New York Giants at Pittsburgh Steelers.....	4:25
Tampa Bay Buccaneers at San Diego Chargers.....	4:25
Carolina Panthers at Seattle Seahawks *	8:30
MONDAY, DECEMBER 05, 2016	
Indianapolis Colts at New York Jets.....	8:30

THURSDAY, DECEMBER 08, 2016 (WEEK 14)	
Oakland Raiders at Kansas City Chiefs.....	8:25
SUNDAY, DECEMBER 11, 2016	
Pittsburgh Steelers at Buffalo Bills.....	1:00
San Diego Chargers at Carolina Panthers.....	1:00
Cincinnati Bengals at Cleveland Browns.....	1:00
Chicago Bears at Detroit Lions.....	1:00
Houston Texans at Indianapolis Colts.....	1:00
Minnesota Vikings at Jacksonville Jaguars.....	1:00
Arizona Cardinals at Miami Dolphins.....	1:00
Washington Redskins at Philadelphia Eagles.....	1:00
New Orleans Saints at Tampa Bay Buccaneers.....	1:00
Denver Broncos at Tennessee Titans.....	1:00
New York Jets at San Francisco 49ers.....	4:05
Seattle Seahawks at Green Bay Packers.....	4:25
Atlanta Falcons at Los Angeles Rams.....	4:25
Dallas Cowboys at New York Giants *	8:30
MONDAY, DECEMBER 12, 2016	
Baltimore Ravens at New England Patriots.....	8:30
THURSDAY, DECEMBER 15, 2016 (WEEK 15)	
Los Angeles Rams at Seattle Seahawks.....	8:25
SATURDAY, DECEMBER 17, 2016	
Miami Dolphins at New York Jets.....	8:25
SUNDAY, DECEMBER 18, 2016	
Philadelphia Eagles at Baltimore Ravens.....	1:00
Cleveland Browns at Buffalo Bills.....	1:00
Green Bay Packers at Chicago Bears.....	1:00
Tampa Bay Buccaneers at Dallas Cowboys.....	1:00
Jacksonville Jaguars at Houston Texans.....	1:00
Tennessee Titans at Kansas City Chiefs.....	1:00
Indianapolis Colts at Minnesota Vikings.....	1:00
Detroit Lions at New York Giants.....	1:00
New Orleans Saints at Arizona Cardinals.....	4:05
San Francisco 49ers at Atlanta Falcons.....	4:05
New England Patriots at Denver Broncos.....	4:25
Oakland Raiders at San Diego Chargers.....	4:25
Pittsburgh Steelers at Cincinnati Bengals *	8:30
MONDAY, DECEMBER 19, 2016	
Carolina Panthers at Washington Redskins.....	8:30
THURSDAY, DECEMBER 22, 2016 (WEEK 16)	
New York Giants at Philadelphia Eagles.....	8:25
SATURDAY, DECEMBER 24, 2016	
Miami Dolphins at Buffalo Bills.....	1:00
Atlanta Falcons at Carolina Panthers.....	1:00
Washington Redskins at Chicago Bears.....	1:00
San Diego Chargers at Cleveland Browns.....	1:00
Minnesota Vikings at Green Bay Packers.....	1:00
Tennessee Titans at Jacksonville Jaguars.....	1:00
New York Jets at New England Patriots.....	1:00
Tampa Bay Buccaneers at New Orleans Saints.....	1:00
Indianapolis Colts at Oakland Raiders.....	4:05
San Francisco 49ers at Los Angeles Rams.....	4:25
Arizona Cardinals at Seattle Seahawks.....	4:25
Cincinnati Bengals at Houston Texans.....	8:25
SUNDAY, DECEMBER 25, 2016	
Baltimore Ravens at Pittsburgh Steelers.....	4:30
Denver Broncos at Kansas City Chiefs.....	8:30
MONDAY, DECEMBER 26, 2016	
Detroit Lions at Dallas Cowboys.....	8:30
SUNDAY, JANUARY 01, 2017 (WEEK 17)	
New Orleans Saints at Atlanta Falcons.....	1:00
Baltimore Ravens at Cincinnati Bengals.....	1:00
Green Bay Packers at Detroit Lions.....	1:00
Jacksonville Jaguars at Indianapolis Colts.....	1:00
New England Patriots at Miami Dolphins.....	1:00
Chicago Bears at Minnesota Vikings.....	1:00
Buffalo Bills at New York Jets.....	1:00
Dallas Cowboys at Philadelphia Eagles.....	1:00
Cleveland Browns at Pittsburgh Steelers.....	1:00
Carolina Panthers at Tampa Bay Buccaneers.....	1:00
Houston Texans at Tennessee Titans.....	1:00
New York Giants at Washington Redskins.....	1:00
Oakland Raiders at Denver Broncos.....	4:25
Arizona Cardinals at Los Angeles Rams.....	4:25
Kansas City Chiefs at San Diego Chargers.....	4:25
Seattle Seahawks at San Francisco 49ers.....	4:25

POSTSEASON

Saturday, January 7.....	AFC and NFC Wild Card Playoffs (NBC)
Sunday, January 8.....	AFC and NFC Wild Card Playoffs (CBS and FOX)
Saturday, January 14.....	AFC and NFC Divisional Playoffs (CBS and FOX)
Sunday, January 15.....	AFC and NFC Divisional Playoffs (CBS and FOX)
Sunday, January 22.....	AFC and NFC Championship Games (CBS and FOX)
Sunday, January 29.....	AFC-NFC Pro Bowl in Orlando, Florida (ESPN)
Sunday, February 5.....	Super Bowl LI in Houston, Texas (Fox)



As an Army logistics officer, Lacy Miske moved a lot of precious cargo. Today, it's not so different.

A veteran of the wars in Iraq and Afghanistan, Lacy Miske used logistics and managerial skills learned in the Army to transition into a successful career at Bank of America, where she helps oversee the secure delivery of cash to our ATMs and financial centers. See Lacy's story at bankofamerica.com/militarysupport



Official Bank of the Dallas Cowboys

Life's better when we're connected®

Images do not represent any endorsement, expressed or implied, by the Department of Defense or any other United States government agency. "Dallas Cowboys," "Cowboys" and related logos are trademarks of the Dallas Cowboys. Bank of America and the Bank of America logo are registered trademarks of Bank of America Corporation. Bank of America, N.A. Member FDIC. © 2016 Bank of America Corporation. ARBWGLX7



AT&T, Proud Partner of the Dallas Cowboys.

1.866.MOBILITY | ATT.COM | VISIT A STORE



©2016 AT&T Intellectual Property. All rights reserved. AT&T and the Globe logo are registered trademarks of AT&T Intellectual Property. All other marks are the property of their respective owners.



**PRIDE.
HISTORY.
TRADITION.**

**THE ONLY
BEER
OF THE
COWBOYS®**



**GREAT BEER
GREAT RESPONSIBILITY™**

©2016 MILLER BREWING CO., FORT WORTH, TX