

COWBOYS★92



EMMITT SMITH
1991 NFL Rushing Champion

Fingertip Information

OFFICE ADDRESS — Cowboys Center, One Cowboys Parkway, Irving, Texas 75063-4727
Executive Office 214/556-9900, Ticket Office 214/579-5000
HOME FIELD — Texas Stadium (Capacity 65,022) • COLORS — Royal Blue, Metallic Silver Blue and White

COWBOYS TICKET OUTLETS Dallas/Fort Worth Metroplex

Dallas Cowboys Ticket Office:
Texas Stadium
2401 E. Airport Freeway
Irving, Texas 75062

Rainbow/Ticketmaster Outlets:
Main Ticket Center
All Sears, Foleys and
Sound Warehouse Stores

Out of Town

(for exact locations call phone number listed)
Austin 512/477-6060
El Paso 915/532-4661
Houston 713/629-3700
Oklahoma City 405/948-6800
San Antonio 512/224-3000

Charge Tickets by Phone

Rainbow/Ticket Master Outlets:
214/373-8000
214/647-5700
1-800/749-9494

1992 Training Camp Data

LOCATION

St. Edward's University
Campus Mail Box 1064
3001 South Congress Avenue
Austin, TX 78704

REPORTING DATE:

All Players report on Thurs., July 16

DATES:

July 16 through August 14

PHONE NUMBERS:

Switchboard 512/326-7350
Public Relations 512/326-7353
Fax Line 512/326-7030

INDEX

Attendance	231
Big Days/Playoffs	200
Big Days/Regular Season	187
Cheerleaders	227
Coaching Staff	11
Consecutive Winning Seasons	193
Cowboys in Print	229
Cowboys Radio	228
Cowboys on Television	229
Directory	2
Draft, All-Time (1961-92)	130
Entertainment Activities	230
Halftime, Activities	230
Hall of Fame	214
Highlight Film	214
Historical Highlights	215
Honors, All-Time	126
Honors, 1991	194
How Cowboys Were Built	28
Johnson, Jimmy	8
Jones, Jerry	4
Last Time	191
Largest Margin of Victory	187
Largest Margin of Defeat	187
Longest Plays/Playoffs	200
Longest Plays/Regular Season	189
Monday Night, etc. Results	193
NFL Data	
Post Season, 1992	232
Standings, 1991	232

Opponents	140
Player Personnel	22
Players	
Biographies, Draft Choices	99
Biographies, Free Agent Rookies	118
Biographies, Veterans	30
Biographies, Other with Pro Exp	97
Quick Turnarounds	194
Rosters	
All-Time	122
All-Time by College	129
1992 Veterans	121
1992 Rookies	120
Preseason Results, All-Time	209
Radio	228
Records/Playoff	196
Records/Regular Season	168
Results, All-Time	204
Ring of Honor	212
Road Itinerary	226
Schedule, Cowboys 1992	1
Schedule, NFL 1992	233
Season at a Glance, 1991	148
Statistical Leaders, All-Time	160
Statistical Leaders by Years	162
Statistics, 1991	155
Texas Stadium	224
Thanksgiving Day Results	193
Training Camp	225
What to Look for in 1992	27

COWBOYS™

1992 Schedule

PRESEASON GAMES (TV)

DATE		OPPONENT (TV)	LOCAL TIME	DALLAS TIME
Sun., Aug.	2	Houston at Tokyo (ESPN)*	11:00 a.m.	9:00 p.m. — (Aug. 1)
Fri., Aug.	7	at Miami (KDFW - Dallas)	8:00 p.m.	7:00 p.m.
Sat., Aug.	15	HOUSTON (KDFW - Dallas)	8:00 p.m.	
Sat., Aug.	22	DENVER (KDFW - Dallas)	8:00 p.m.	
Fri., Aug.	28	CHICAGO (KDFW - Dallas)	7:00 p.m.	

REGULAR SEASON GAMES (TV)

Mon., Sept.	7	WASHINGTON (ABC)*	8:00 p.m.	
Sun., Sept.	13	at New York Giants (CBS)	1:00 p.m.	Noon
Sun., Sept.	20	PHOENIX (CBS)	3:00 p.m.	
Sun., Sept.	27	OPEN DATE		
Mon., Oct.	5	at Philadelphia (ABC)*	9:00 p.m.	8:00 p.m.
Sun., Oct.	11	SEATTLE (NBC)	Noon	
Sun., Oct.	18	KANSAS CITY (NBC)	Noon	
Sun., Oct.	25	at Los Angeles Raiders (CBS)	1:00 p.m.	3:00 p.m.
Sun., Nov.	1	PHILADELPHIA (CBS)	3:00 p.m.	
Sun., Nov.	8	at Detroit (CBS)	1:00 p.m.	Noon
Sun., Nov.	15	LOS ANGELES RAMS (CBS)	Noon	
Sun., Nov.	22	at Phoenix (CBS)	2:00 p.m.	3:00 p.m.
Thurs., Nov.	26	NEW YORK GIANTS (CBS)*	3:00 p.m.	
Sun., Dec.	6	at Denver (CBS)	2:00 p.m.	3:00 p.m.
Sun., Dec.	13	at Washington (CBS)	1:00 p.m.	Noon
Mon., Dec.	21	at Atlanta (ABC)*	9:00 p.m.	8:00 p.m.
Sun., Dec.	27	CHICAGO (CBS)	3:00 p.m.	

*Televised Nationally

FIRST-ROUND PLAYOFFS	Jan. 2-3, 1993
DIVISIONAL PLAYOFFS	Jan. 9-10, 1993
CONFERENCE CHAMPIONSHIPS	Jan. 17, 1993
SUPER BOWL XXVII (Pasadena, CA)	Jan. 31, 1993
PRO BOWL (Honolulu, HI)	Feb. 7, 1993

Cowboys Club Directory

ADMINISTRATION

Jerry Jones, President-General Manager
Mike McCoy, Vice President
Stephen Jones, Vice President
Jack Dixon, Treasurer
Steve Orsini, Director of Administration
Bruce Mays, Director of Operations/
Facility Coordinator
Craig Gileber, Assistant Director
of Operations
Steve Carichoff, Operations Assistant
Marilyn Love, Administrative Assistant
Carol Padgett, Administrative Assistant

MARKETING

George Hays, Vice President/
Director of Marketing
Charlotte Anderson, Marketing and
Special Events Coordinator
Mark Faber, Sales and Marketing
Doreen Bice, Secretary

PUBLIC RELATIONS

Rich Dalrymple, Director
Dave Pelletier, Assistant Director
Brett Daniels, Public Relations Assistant
Deana Patterson, Secretary

TICKET SALES AND PROMOTIONS

Joel Finglass, Director
Tandra Cromer, Sales and Promotions
Tamara Fulton, Sales and Promotions
Joey Glacomarro, Ticket Sales
Tammy Hirschfeld, Ticket Manager
Robert Newhouse, Sales and Promotions
Andrea Payne, Ticket Sales
Melissa Stodghill, Ticket Sales
Ron Thornton, Sales and Promotions

BUILDING OPERATIONS

Steve Forgey, Building Supervisor
Kathy Coleman, Mailroom/Supplies
Wanda Forgey, Switchboard Operator
Ruben Garcia, Security
Terry Green, Security
Rueben Rodriguez, Security

COACHING STAFF

Jimmy Johnson, Head Coach
Dave Wannstedt, Assistant Head Coach/
Defensive Coordinator
Norv Turner, Offensive Coordinator/
Quarterbacks
Hubbard Alexander, Receivers
Joe Avezzano, Special Teams
Joe Brodsky, Running Backs
Dave Campo, Defensive Backs
Butch Davis, Defensive Line
Robert Ford, Tight Ends
Steve Hoffman, Kickers and
Quality Control
Bob Slowik, Defensive Assistant
Tony Wise, Offensive Line
Mike Wolcik, Strength and Conditioning
Marge Anderson, Secretary
Barbara Goodman, Secretary

PLAYER PERSONNEL

Larry Lacewell, Director of
College Scouting
Jim Garrett, Scout
Walter Juliff, Scout
Jeff Smith, Scout
Walt Yowarsky, Scout
Chris Hall, Administrative Aide
Connie Medina, Secretary

MEDICAL

Kevin O'Neill, Head Trainer
Don Cochren, Medical Records Coordinator/
Athletic Trainer
Jim Maurer, Assistant Trainer
Dr. Robert Vandermeer, Team Physician
Dr. John Baker, Team Physician
Dr. J.R. Zamorano, Team Physician
Scott Touchet, Athletic Training Intern


EQUIPMENT/PRACTICE FIELDS

Buck Buchanan, Equipment Manager
Mike McCord, Assistant
Equipment Manager
Louis Jackson, Assistant
Robert Jackson, Assistant
Al Walker, Assistant
Ira Wrigley, Assistant

VIDEO

Robert Blackwell, Director

THE ADMINISTRATION





The reality of the Dallas Cowboys' improbable two year turnaround from a disappointing 1-15 team in 1989 to a playoff qualifier is one of the NFL's most well documented stories. In 1991, the Cowboys finished with an 11-5 record and came within one victory of the NFC Championship Game. In the process, the confidence level of Cowboy fans across the country soared with tidal wave force, and Dallas Cowboys owner Jerry Jones wouldn't have it any other way.

"The most rewarding aspect of our recent success has been the excitement and enthusiasm that I see every day from the people who support this football team," says Jones. "We no longer have fans who wonder if we will ever return to the Super Bowl."

Now, they just want to know how quickly it's going to happen."

The always-upbeat Jones is the driving force behind that reborn confidence, and the owner's contagious spirit sets the tone for the entire Cowboys organization.

With a style of management that offers a throwback to an earlier era of ownership in the National Football League, Jones personally oversees every aspect of the Cowboys operation. His "hands on" approach continues to carry his own unique stamp of innovation, rapid progress and a commitment to winning as soon as possible.

Winning as soon as possible translates into Jones' own personal commitment to providing the necessary leadership, resources and aggressiveness that has distinguished the Cowboys rebirth.

- ★ After an inaugural 1-15 season, Jones displayed his eagerness to rapidly improve the Cowboys' overall talent level. In the spring of 1990, he was the NFL's most aggressive executive in the area of Plan B free agency — signing 16 Plan B players — one of which was 1991 Pro Bowl tight end Jay Novacek. The following season, Dallas went 7-9 and missed qualifying for the playoffs by one game.
- ★ Since purchasing the Cowboys, Jones and head coach Jimmy Johnson have orchestrated 41 trades which have triggered the influx of young talent to the organization. Just prior to the 1991 NFL Draft, Jones completed a last minute deal that brought the first overall pick in the draft to Dallas, and the Cowboys used that selection to choose Outland Trophy Winner Russell Maryland. Recent deals have brought defensive tackle Tony Casillas and quarterback Steve Beuerlein to Dallas, and both players were key figures in the Cowboys' return to the NFL playoffs in 1991.

- ★ Jones supervised a movement that enabled the Cowboys to sign their top three draft choices within hours of their selection in the 1991 NFL Draft. Dallas went on to draft a club record 17 players in '91, and the Cowboys were one of only three NFL teams to have all of their players under contract by the opening day of 1991 training camp.
- ★ In a development that has proved tremendously popular among fans throughout the State of Texas and the Southwest, Jones moved the Cowboys' annual summer training camp to an in-state site for the first time in team history. Over the past two years, nearly 200,000 fans have journeyed to St. Edward's University in Austin to get an "up-close" view of the Dallas Cowboys.
- ★ A revised marketing strategy has seen Texas Stadium attendance figures rise in rapid fashion in the past three seasons. Since the 1988 season, Cowboys home crowds have increased by 27.8%, or by an average of 13,597 fans per game. The Cowboys will enter the 1992 season by looking to extend a team record streak of 15 straight crowds of at least 60,000 fans.

Jones' accomplishments have not gone without notice of late. In the summer of 1991, he was voted as the best sports franchise owner in the Metroplex, receiving 48% of the votes that were tabulated in a Dallas Morning News readers' poll. Following the 1991 season, he was selected as the NFL's Owner of the Year by the Edelstein Pro Football Letter. In February of 1992, Jones was named the winner of the "Big D Award" by the Dallas All Sports Association. The "Big D Award" annually recognizes the sports figure who has done the most to bring excitement to the Metroplex through athletics.

On May 1, 1992, Jones was appointed to the NFL's prestigious Competition Committee by NFL Commissioner Paul Tagliabue. Jones became the first owner to serve on the committee since the death of Cincinnati's Paul Brown, and he joins a very small number of owners who have formerly served on the committee such as the Giants' Wellington Mara and the Raiders' Al Davis.

The face of the Dallas Cowboys organization has taken on a new look since Jerry Jones purchased the team from H.R. "Bum" Bright on February 25, 1989. Jones, however, maintains that the storied tradition of success that the organization has developed through 32 years will always remain as a primary priority.

"The Dallas Cowboys represent winning and achieving at the highest level," says Jones. "Those are the goals that are set by our fans and our entire organization. It is our job to see that those goals are achieved on an annual basis."

Only the third owner in the history of the Dallas franchise, Jones is also the owner of Texas Stadium Corporation, a sister organization to the Cowboys which operates the stadium for the City of Irving.

Jerral Wayne Jones was born on Oct. 13, 1942 in Los Angeles. He learned his business style from his father, J.W. "Pat" Jones, a successful entrepreneur first in supermarkets, then in insurance.

Pat Jones moved his family to North Little Rock, Ark., soon after Jerry was born. After starring in football as a running back at North Little Rock High School, Jerry received a scholarship to play at the University of Arkansas. He was a starting guard and co-captain of the 1964 team that went 11-0, defeated Nebraska in the Cotton Bowl and captured the national championship. Jerry's teammate and road roommate was Jimmy Johnson.

Upon graduating in 1965 Jerry joined his father's insurance company, Modern Security Life in Springfield, Mo., as executive vice president.

After receiving his master's in business from Arkansas, Jerry entered the oil and gas exploration business in Oklahoma in 1970 and soon became a phenomenal success. His oil and gas concern now has offices in Fort Smith and Little Rock, Ark., Oklahoma City, Sacramento, Calif., and Calgary, Canada.

In addition to professional football, stadium management and energy production, Jones has business interests in banking, real estate, crude oil shipping and refining, and poultry processing.

One of a very small number of NFL owners who actually earned a significant level of success as a football player, Jones is currently living his dream of engineering the fortunes of an NFL franchise. A man of varied interests who will not rest on yesterday's achievements, he is a dedicated businessman and family man — sharing a passion for both worlds.

Jerry is involved in numerous civic and charitable causes. He serves on the board of directors for the Dallas-based Childworks International, a foundation for the funding of children's surgery. He also enjoys an association with the Boys Clubs of America and the National Paralysis Association. Among his favorite hobbies are hunting, fishing, tennis, water skiing and snow skiing.

Jerry and wife Gene, a former Arkansas beauty pageant winner whom he met while both attended the University of Arkansas, live in Dallas. They have three children, Stephen, Charlotte and Jerry, Jr.

Stephen is a 27-year old graduate of the University of Arkansas who serves as a Cowboys' Vice President, and Charlotte (25) is a Stanford graduate who is the Marketing and Special Events Coordinator for the organization. Jerry Jr. is a recent graduate of Georgetown University.

Chronology Since Jerry Jones' Purchase of the Dallas Cowboys:

February 25, 1989 — Jerry Jones purchases the Dallas Cowboys and the lease to manage Texas Stadium Corp. from H.R. "Bum" Bright. Jones names Jimmy Johnson as the new head coach of the Dallas Cowboys.

April 6, 1989 — Jones signs Jimmy Johnson to a 10-year contract to coach the Dallas Cowboys. Jones cites commitment and continuity as the major reasons behind the agreement to the long term contract.

April 20, 1989 — Jones completes negotiations on Troy Aikman's contract — a six-year deal that is completed four days before Aikman is the top overall selection in the 1989 NFL Draft.

October 12, 1989 — Herschel Walker is traded to Minnesota for five players, six conditional draft choices, and a 1992 first round draft choice. Current players who actually came to Dallas as a result of the trade include: Emmitt Smith, Russell Maryland, Issiac Holt, along with eight players who were selected in the 1992 draft, including first round pick Kevin Smith.

October 29, 1989 — Former Cowboy Lee Roy Jordan becomes the first player inducted into the Ring of Honor since Roger Staubach was inducted in 1983.

December 9, 1989 — Training camp is moved from Thousand Oaks, California to Austin, Texas, marking the first time in the 30-year history of the organization that the team will conduct training camp within the State of Texas.

March 19, 1990 — Five weeks worth of facility renovations at the Valley Ranch Training headquarters accumulate costs in excess of \$180,000. The open air weight room is enclosed into a fully carpeted facility that is air conditioned and heated.

March 29, 1990 — Dallas signs an NFL-high 16 Plan B free agents, including 1991 starters TE Jay Novacek, LB Vinson Smith, SS James Washington. Jones spent over one million dollars in signing bonuses for the record Plan B group.

August 10, 1990 — The Cowboys' first-ever in-state training camp concludes at St. Edward's University in Austin. Over 100,000 fans attend work-outs, while more than 400 media credentials are issued in the three-plus weeks of work. Austin officials estimate that the camp brings an additional \$3.2 million of income into the Austin area.

August 25, 1990 — Texas Stadium opens for the 1990 season, and for the very first time, the facility is equipped with televisions at every concession stand and live radio broadcasts piped throughout the stadium and the Corral.

September 5, 1990 — The Cowboys trade Steve Walsh to the New Orleans Saints for a 1st and 3rd round draft choice in 1991 and a conditional 2nd round pick in 1992.

April 19, 1991 — A deal is made to bring the No. 1 overall selection in the 1991 NFL Draft to Dallas in exchange for a first and second round selection and three veteran players. Dallas selected Outland Trophy winner Russell Maryland with the top pick.

April 21-22, 1991 — In an unprecedented action among the NFL, the Cowboys sign their top three draft choices on draft day. The team also drafts a club record 17 players.

July 16, 1991 — The Cowboys open training camp in Austin with all 17 of their draft choices under contract.

August 16, 1991 — The Cowboys conclude their second training camp at St. Edward's University in Austin, Texas. During the four weeks of work in Austin, over 75,000 fans watch the Cowboys' practices, while 465 media credentials are issued.

September 9, 1991 — Monday Night Football returns to Texas Stadium for the first time since November of 1987. Dallas falls to the Washington Redskins by a 33-31 score in one of the highest rated MNF games of the year.

September 22, 1991 — Dallas defeats Phoenix 17-9 in a Sunday night game that produces the largest television audience to ever witness an NFL game on Turner Network Television.

September 29, 1991 — Dallas defeats the defending Super Bowl Champion New York Giants by a 21-16 score at Texas Stadium.

November 24, 1991 — The Cowboys end the Washington Redskins 1991 undefeated streak at 11 games with a 24-21 Cowboys victory at RFK.

December 15, 1991 — Dallas defeats Philadelphia, 25-13, at Veterans Stadium to secure a wild card playoff spot. The victory marks the team's first trip to the playoffs since the 1985 club went 10-6 and won the NFC Eastern Division title.


December 22, 1991 — Dallas closes the 1991 season with a 31-27 win over Atlanta, marking the team's best record (11-5) since the 1983 team finished 12-4. The victory total marks the 11th time in club history that Dallas has won 11 games or more.

December, 1991 — Since the 1988 season, attendance at Cowboys home games has increased by 27.8%, representing a growth of more than 13,000 fans per game. The team also set a new Texas Stadium record for consecutive crowds of more than 60,000 fans. The Cowboys have now drawn 60,000 fans or more to their last 15 straight home games. The previous franchise record was 11. The Cowboys' average home attendance in 1991 was 62,738, the club's highest home attendance average since the 1983 team drew 63,224 fans per game.

January 5, 1992 — Dallas defeats Chicago by a 17-13 score in an opening round playoff game at Soldier Field. The victory marks the Cowboys' first playoff win since 1982, and the first playoff win on the road since 1980.

April 26-27, 1992 — Dallas drafts 15 players overall in the 1992 NFL Draft, including a pair of first round defensive players: cornerback Kevin Smith of Texas A&M and linebacker Robert Jones of East Carolina. The Cowboys agree to contract terms with their top four draft choices within hours of the completion of the draft.

May 1, 1992 — Jerry Jones is appointed to the NFL's Competition Committee by Commissioner Paul Tagliabue. Jones becomes the first owner to serve on the prestigious committee since the death of Cincinnati's Paul Brown.



In the hours just prior to the start of summer training camp for the 1991 season, Dallas Cowboys head coach Jimmy Johnson publicly expressed his lofty expectations for his current club to a gathering of media representatives in Austin, Texas. "I expect this team to not only qualify for the playoffs, but to have some success in the playoffs this year."

Many of those in the room that day responded to Johnson's forecast with laughter.

Five months and 11 victories later, the only people who were still laughing were the Dallas Cowboys fans.

In an inspiring turn-around season, which validated the coach's confidence in his young and enthusiastic team, Dallas posted an 11-5 record — the club's best record since 1983. Along the

way, the Cowboys posted five straight wins down the stretch to finish second in the NFC Eastern Division and qualify for the NFC playoffs for the first time in six seasons.

As the NFC's No. 2 wild card qualifier, the Cowboys traveled to Chicago for an opening round playoff win (17-13) over the veteran Bears, before eventually facing playoff elimination one week later in Detroit.

Following the season, Johnson was named the NFL Coach of the Year by the Football Digest, and another chapter had been written in the unique transformation that has taken the Cowboys from a 1-15 club in 1989 to the ranks of an NFL playoff team. The journey has featured some interesting developments:

- ★ The 1991 playoff victory in Chicago, marked the Cowboys first post season win since 1982. It was also the Cowboys' first road playoff victory since the 1980 season.
- ★ An explosion of young talent erupted in 1991 as Dallas sent four offensive players to the Pro Bowl for the first time since 1979. The Cowboys also became the first team in NFL history to produce the league's leading rusher, Emmitt Smith, and receiver, Michael Irvin, in the same year.
- ★ In 1990 Johnson was named the NFL's Coach of the Year by the Associated Press, while earning NFC Coach of the Year recognition from U.P.I. and College & Pro Football Newsweekly.
- ★ In the last two seasons, Dallas had claimed at least one victory over 10 of the 12 NFC teams that the Cowboys have faced. Last year, the Cowboys defeated the defending Super Bowl Champion New York Giants, while also handing the '91 World Champion Washington Redskins their only defeat at RFK Stadium.

★ Thus far in the decade of the '90s, only four NFC head coaches have won more games than Johnson's 18 victories. They are Joe Gibbs (24), George Seifert (24), Mike Ditka (22) and Jim Mora (19).

★ Since 1960, 17 teams have finished with one win or less, but none have qualified for the playoffs in fewer successive seasons than the 1991 Dallas Cowboys. Dallas pulled the trick in just two seasons, just one season less than the time it took for Chuck Noll's Steelers to go from 1-13 in 1969 to a playoff berth in 1972.

"I really believe that we're just getting started," says Johnson. "This is a very young team, and we are still developing."

"We made great progress last year, but when you play in the league's toughest division, the NFC East, you know there's no room for complacency. It's a battle every week, and we still have a lot of work to do."

Named by Jerry Jones as the Dallas Cowboys head coach on February 25, 1989, Johnson's tenure has been visibly characterized by one sharply focused purpose — that of constantly improving the football team.

While exploring every avenue of upgrading the Cowboys' talent pool, Johnson and Jones have worked rapidly and effectively. Recent trades have brought in defensive tackle Tony Casillas and quarterback Steve Beuerlein. Plan B has produced a Pro Bowl tight end in Jay Novacek. The NFL draft has provided a plentiful nucleus upon which to build a long term winner with the likes of first rounders Troy Aikman, Emmitt Smith, Russell Maryland and Alvin Harper.

The numbers involved in the building plan have been staggering to say the least. In the three years since Jones and Johnson have taken charge, the Cowboys have drafted 54 players, made 41 trades and signed 29 Plan B free agents.

It should come as no surprise that Johnson has put the stamp of a winner on the Cowboys sooner than expected. Rapid success has been a trademark of his at every professional stop.

At the University of Miami (1984-88) Johnson led the Hurricanes to a 52-9 record, including a 44-4 mark over the final four seasons. His Hurricane teams also captured two Orange Bowl titles, a national championship in 1987 and two No. 2 finishes (1986 and 1988). Only a combined five-point difference in two losses separated Miami from three straight 12-0 seasons from 1986-88.

During Johnson's reign the Hurricanes were amazingly consistent. They were 21-9 against teams that were ranked in the Top 20, and 5-0 against preseason No. 1s. They avoided upsets, putting together an unblemished 31-0 mark versus unranked teams. They won 36 straight regular-season games from 1985-88, the fifth longest streak in NCAA history. And they won 20 consecutive road games from 1984-88.

In his first head coaching job, Johnson took over a losing program at Oklahoma State in 1979 and brought it to national prominence, compiling a 29-25 record in five seasons, including two bowl appearances. Johnson was named Big Eight Coach of the Year following his first season.

A native Texan, James William Johnson (7/16/43) grew up on the Gulf Coast in Port Arthur, where he earned all-state football honors at Jefferson High School as a two-way lineman.

Despite his relatively small size, Johnson became an All-Southwest Conference defensive lineman at Arkansas and helped lead the Razorbacks to the 1964 national championship. A three-year letterman, Johnson was named to Arkansas' All-Decade Team of the '60s. Arkansas was also where he forged a friendship with Jerry Jones that 25 years later led both men to Dallas.

Johnson, who earned his degree in psychology, began his coaching career on the defensive line at Louisiana Tech in 1965. When an assistant's job fell through at Florida State in 1966, Jimmy spent the year as an assistant coach at Picayune High School in Mississippi.

He resumed his college coaching career one year later in 1967 as Wichita State's defensive line coach. In 1968 he became a 25-year-old defensive coordinator when Johnny Majors, an Arkansas assistant when Jimmy played there, brought him to Iowa State.

After two years at Iowa State, Johnson moved to Chuck Fairbanks' Oklahoma staff (1970-72) as defensive line coach. He returned to Arkansas in 1973 for a four-year tenure as his alma mater's defensive coordinator under his college coach, Frank Broyles.

In 1977 Johnson went to Pittsburgh as assistant head coach and defensive coordinator, directing one of college football's all-time great defenses for two years. Johnson's 14-year career as an assistant came to end in 1979 when he took over the rebuilding mission at Oklahoma State.


Jimmy has two sons — Brent, an attorney, and Chad, an account executive for Merrill Lynch.

CAREER COACHING NOTES AND HONORS:

1992-1989	Head Coach, Dallas Cowboys	1985	Coach of the Year, Football News
1991	NFL Coach of the Year, Football Digest		NCAA Regional Coach of the Year
1990	NFL Coach of the Year, Associated Press	1983-1979	Head Coach, Oklahoma State University
	NFC Coach of the Year, United Press International	1979	Big Eight Coach of the Year
	NFC Coach of the Year, College & Pro Football Newsweekly	1978-1977	Assistant Head Coach/Defensive Coordinator, University of Pittsburgh
1988-1984	Head Coach, University of Miami	1976-1973	Defensive Coordinator, University of Arkansas
1987	National Champions, University of Miami	1972-1970	Defensive Line Coach, University of Oklahoma
1986	Coach of the Year, Walter Camp Foundation	1969-1968	Defensive Coordinator, Iowa State University
	Coach of the Year, Seattle Gold Helmet Award	1967	Assistant Coach, Wichita State University
	Coach of the Year, Washington D.C. Pigskin Club	1965	Defensive Line Coach, Louisiana Tech University
	Preseason Coach of the Year, Playboy Magazine		

JOHNSON'S COACHING RECORD

Year Team	W	L	T	Pct.	Post Season	W-L
1991 Dallas Cowboys	11	5	0	.688	NFC Wild Card	1-1
1990 Dallas Cowboys	7	9	0	.438		
1989 Dallas Cowboys	1	15	0	.063		
1988 Univ. of Miami	11	1	0	.917	Orange Bowl	W
1987 Univ. of Miami	12	0	0	1.000	Orange Bowl	W
1986 Univ. of Miami	11	1	0	.917	Fiesta Bowl	L
1985 Univ. of Miami	10	2	0	.833	Sugar Bowl	L
1984 Univ. of Miami	8	5	0	.615	Fiesta Bowl	L
1983 Oklahoma State	8	4	0	.667	Bluebonnet Bowl	W
1982 Oklahoma State	4	5	2	.455		
1981 Oklahoma State	7	5	0	.583	Independence Bowl	L
1980 Oklahoma State	3	7	1	.318		
1979 Oklahoma State	7	4	0	.636		
Totals						
Dallas Cowboys	19	29	0	.396	(regular season)	
Dallas Cowboys	1	1	0	.500	(post season)	
Univ. of Miami	52	9	0	.852		
Oklahoma State	29	25	3	.535		
Career	101	64	3	.610		



Dave Wannstedt

Assistant Head Coach/Defensive Coordinator/Linebackers

Two things have remained constant for the Cowboys defense over the past few seasons, change and Dave Wannstedt. The Dallas defense opened the 1991 season with new starters at six of the 11 positions. By the end of the year, rookies Russell Maryland and Larry Brown were with the first team, leaving only three remaining starters from the previous season.

Five other rookies also contributed down the stretch to a Cowboys defense that held opponents to 82.4 yards rushing per game over the final five games, all Dallas wins, including no touchdowns on the ground in the final three games, to propel the Cowboys to their first playoff appearance in six seasons.

Despite the revisions, the Dallas defense improved from 18th against the rush in 1990 to ninth last year and held opposing offenses to 28 touchdowns, second in a 16-game season by a Cowboys defense only to the 24 allowed by the 1978 team that advanced to Super Bowl XIII.

Wannstedt continues to be recognized throughout the NFL for his job directing Dallas' defense. In 1992 he was a finalist for the Pittsburgh Steelers head coaching job and in 1990 was honored by The National as the NFL assistant coach of the year. Cowboys Head Coach Jimmy Johnson elevated Wannstedt to the position of assistant head coach in January, 1992.

In Wannstedt's three seasons as defensive coordinator, the Cowboys have compiled the second longest streak (7 games) in team history of not allowing an opponent to gain over 300 yards; the club's third longest stretch (12 quarters) ever of not allowing an offensive touchdown; and the longest streak since 1980 (23 games) of not allowing an opposing passer to throw for 300 yards. In addition Dallas led the NFC in pass defense in 1990.

At linebacker last year, Dallas' first string featured one player who had only one previous pro start and two others who switched positions, including Ken Norton, the team leader in tackles for losses in 1991 despite moving from weakside in 1990 to strongside last year.

Wannstedt also oversaw the development of four rookie linebackers, including Dixon Edwards who returned an interception for a touchdown against Cincinnati and played some at the weakside spot the final stretch of the season.

During Wannstedt's tenure as defensive coordinator at Miami from 1986-88, the Hurricanes held opponents to 2.2 yards per carry and 10.9 points per game while averaging 48 sacks a season. In Wannstedt's three seasons, the Miami defense turned out six All-Americans and 11 NFL draft choices, including five in the first two rounds.

After he began his coaching career at Pittsburgh in 1975, Wannstedt became an assistant at Oklahoma State (1979-82) and Southern California (1983-85) before going to Miami.

An offensive tackle at the University of Pittsburgh from 1970-73, Wannstedt earned second-team All-East honors and was a captain on the 1973 Panthers team that featured freshman Tony Dorsett. Wannstedt was drafted by Green Bay in the 15th round in 1974 and spent the season on injured reserve.

A native of Pittsburgh (5/21/52), David Raymond Wannstedt graduated from Baldwin High School. In May, 1990 he was inducted into the Western Pennsylvania Sports Hall of Fame. He and wife Jan have two daughters — Keri and Jami.



Norv Turner

Offensive Coordinator/Quarterbacks

When Norv Turner became the Cowboys offensive coordinator and quarterbacks coach in February, 1991, the confidence the players immediately developed in Turner and his offensive system was so great that last year's dramatic improvement came as little surprise.

The Dallas offense went from last in the National Football League in 1990 to ninth in 1991, the biggest jump ever offensively in the NFL from 28th, and the largest gain from last in the league in offense since the New York Jets went from 26th in 1971 to second in 1972.

Even while increasing its output, the Cowboys offense limited its mistakes. Twice, under two different quarterbacks, Dallas bettered team records for consecutive quarters without a turnover. The first streak of nine came early in the season under starter Troy Aikman. Later in the year, with Aikman injured, Steve Beuerlein led a streak of 15 straight quarters without a fumble or interception.

Aikman, who completed a team-record 65.3% of his passes in 1991 to lead the NFC, compiled streaks of 116 and 93 straight pass attempts without an interception, the fifth and 10th longest, respectively, in team history. Aikman also tied the Cowboys' second longest completion streak with 12 straight against Green Bay.

Beuerlein, whom Dallas acquired after preseason, didn't throw an interception in his first 111 attempts with the Cowboys, the sixth longest streak in team history.

In addition the Cowboys produced four offensive Pro Bowlers — Aikman, Michael Irvin, Jay Novacek and Emmitt Smith — for the first time since 1979. Irvin led the NFL with 1,523 receiving yards, the sixth most in league history, and led the NFC with 93 catches, the seventh most ever in the NFL.

Novacek tied his career season-high last year with 59 catches, including a 1991 NFC game-high 11 catches against Green Bay. He also tallied a season career-high 664 receiving yards, highlighted by a career game-best 131 yards at Detroit.

Smith led the NFL in rushing with 1,563 yards, the second most in Cowboys history, and caught a career season-best 49 passes in 1991.

As an assistant with the Los Angeles Rams from 1985-90, Turner oversaw wide receivers Willie Anderson, the NFL leader in yards per catch in 1989 and '90, and Henry Ellard, the league's leading receiver in 1988, along with tight end Pete Holohan, who caught 49-or-more passes each season from 1988-90.

Prior to joining the Rams, Turner was offensive coordinator of the 1984 University of Southern California squad that defeated Ohio State in the Rose Bowl. Turner oversaw quarterbacks (1981-83), defensive backs (1980) and receivers (1976-79) before he was named offensive coordinator for the Trojans.

After a three-year career as a quarterback at Oregon, Turner became a graduate assistant for the Ducks in 1975. He was recruited to Oregon by John Robinson, the head coach Turner worked under from 1976-82 at USC and then with the Rams from 1985-90.

Born in Le Jeune, NC (5/17/52), Norval Turner grew up in Martinez, CA, then starred as a quarterback/defensive back at Alhambra, CA, High School. He and wife Nancy have three children — Scott, Stephanie and Drew.



Hubbard Alexander ★ Receivers

Since coming to the Cowboys in 1989, Hubbard Alexander has guided the development of Michael Irvin, who emerged as one of the top wide receivers in the National Football League in 1991. Last season Alexander also oversaw the progress of rookie Alvin Harper, who could team with Irvin to give Dallas one of the league's best wide receiver tandems.

Irvin, who was named Most Valuable Player of the 1992 Pro Bowl, led the NFL with 1,523 receiving yards, sixth most in NFL history, and the NFC with 93 catches, seventh best ever in the league. He also set a club record for 100-yard receiving games in a season with seven and tied the team mark for consecutive 100-yard games with three.

Harper became a starter in the ninth game of the year and three weeks later caught four passes for 101 yards in the Cowboys win over Washington at RFK. In the Cowboys' two playoff games, he averaged over 20 yards per catch, including grabs of 45 and 39 yards at Chicago.

In 1990 "Axe" guided a pair of starting wide receivers, who each were returning from major knee surgery. Kelvin Martin had his best pro season with a team-high 64 catches to finish eighth among NFC wide receivers in catches. Irvin scored a touchdown every four receptions and averaged 20.7 yards per catch, the highest by a Cowboys player since 1981.

His first year with the team, Alexander lost Irvin and Martin to knee injuries and had to quickly develop an inexperienced group. Rookie James Dixon, who joined the Cowboys after preseason, led the team in yards per catch and set a club rookie record with 203 receiving yards against Phoenix on Nov. 12.

In 10 seasons at the University of Miami, Alexander developed the three leading receivers in school history. As tight ends coach from 1979-84, he worked with Glenn Dennison (1981-83) who set the school record for career receptions, which was surpassed by another Alexander protege All-America Willie Smith (1984-85).

In 1985 Alexander took over the wide receivers and began to mold a trio consisting of Brian Blades, Brett Perriman and Irvin. All three were among the first 52 players selected in the 1988 draft, and all three led their respective NFL teams in receiving last year. Irvin also broke most of Miami's receiving records, including Smith's career catch mark.

Following seven terms as a highly successful high school coach in Memphis, TN, Alexander spent six seasons as an assistant at Vanderbilt before joining Miami. A three-year starter at center at Tennessee State, Alexander earned All-America honors as a senior and signed as a free agent with Dallas. He began his coaching career with his alma mater in 1962.

Hubbard Lindsay Alexander (2/14/39) graduated from Atkins High School in Winston-Salem, NC. He and wife Gloria have three sons — Todd, Chad and Bard.



Joe Avezzano ★ Special Teams

The play of the Cowboys special teams was so impressive in 1991 that following the season Joe Avezzano was named the NFL Special Teams Coach of the Year, by the widest margin ever, in a vote of the league's 28 special teams coaches.

Dallas led the NFL in points scored on special teams with 20 and in kickoff return average with a 21.7 mark. Also, for the first time in the same season in team history, Dallas placed a player in the top three in the league in both punt return average (Kelvin Martin, 11.6) and kickoff

Avezzano, Cont.

return average (Alexander Wright, 24.5).

In addition the Cowboys were the first team since Buffalo in 1978 to have the NFL's longest punt return (Martin, 85 yards) and kickoff return (Wright, 102) in the same season. Wright's 102-yard kickoff return was the longest ever by a Cowboys player and the longest in the NFL since 1979.

In Avezzano's two seasons with the team, Dallas has blocked six punts while allowing Mike Saxon to increase his streak of punts without a block to 143, the third longest in club history. In 1990 Issaic Holt tied a club season mark with two blocked punts and last year against Houston batted down another to equal the team career record of three.

In the second game of Avezzano's first season in Dallas, Wright returned a kickoff 90 yards for a touchdown against the Giants.

Before coming to Dallas, Avezzano coached the offensive line at Texas A&M for four terms, during which time the Aggies won three Southwest Conference titles and two Cotton Bowls.

During his tenure at Texas A&M, Avezzano groomed six All-Southwest Conference picks, including All-Americans Richmond Webb and Doug Williams. Four of his charges were selected in the NFL draft, three of those (Webb, Williams and Jerry Fontenot) in the first three rounds.

Avezzano took on the additional duties of offensive coordinator in 1988 when sophomore running back Darrin Lewis finished second in the nation in rushing to earn first-team All-America honors.

Before joining the Aggies, Avezzano spent five seasons as head coach at Oregon State. From 1977-79 he served as offensive coordinator at Tennessee.

As offensive line coach at the University of Pittsburgh from 1973-76, Avezzano's troops, which included current Cowboys assistant Dave Wannstedt, led the way for Heisman Trophy running back Tony Dorsett. Wannstedt joined Avezzano on the Panthers' coaching staff in 1975 and Pitt won the national title in 1976.

Avezzano began his coaching career at Washington High School in Massillon, OH, in 1967. He then coached at Florida State for a season before joining Iowa State where Jimmy Johnson was also an assistant in 1969.

Born in Yonkers, NY (11/17/43), Avezzano grew up in Miami where he played football at Jackson High School under current Cowboys running backs coach Joe Brodsky. After starring at guard for Florida State, Avezzano was drafted by the Boston Patriots. Joe and wife Diann have a son, Anthony.



Joe Brodsky ★ Running Backs

Under Joe Brodsky's guidance, Emmitt Smith led the National Football League in rushing in only his second season as a pro in 1991 and went to the Pro Bowl his first two years in the league. Brodsky also oversaw the development of starting fullback Daryl Johnston, who, like Brodsky, came into the league in 1989, and had an outstanding season blocking for Smith and set personal highs for receptions and receiving yards in 1991.

However, the biggest surprise of the running back corps last season was the rapid progress of first-year free agent Ricky Blake, a former World League player, who scampered 30-yards for a touchdown on his first NFL carry and averaged over five yards per rush in 1991.

In 1990 Brodsky oversaw the quick development of Smith, who, despite missing all of training camp, led league rookies in rushing yards and earned NFL Rookie of the Year honors.

Brodsky also polished fullback Tommie Agee, who, entered the season with career totals of five yards rushing and three catches, but then led all Cowboys backs in yards per carry

Brodsky, Cont.

and receptions in 1990.

In 11 seasons (1978-88) as running backs coach at the University of Miami, Brodsky groomed 10 NFL draft picks, including three — Ottis Anderson, Alonzo Highsmith and Cleveland Gary — picked in the first round. Gary set a Miami record for catches in a season by a back with 57 in 1988.

Not included in the draftees is Indianapolis running back Albert Bentley who played in the United States Football League before joining the Colts. More impressive is that Highsmith went to Miami as a defensive lineman and Bentley as a walk-on. Five of Miami's top 10 all-time rushers worked under Brodsky.

For 13 seasons Brodsky was one of South Florida's most successful high school coaches at Miami-Jackson (1965-70) and Hialeah-Miami Lakes (1971-77) where in 1975 he guided the team, quarterbacked by his son, Joe, Jr., to the Florida state title. One of his charges at Jackson High School was current Cowboys special teams coach Joe Avezzano.

A four-year letterman in football, basketball and track at Florida, Brodsky started at fullback and linebacker for the Gators.

Joseph Brodsky (6/9/34) is a native of Miami, where he graduated from Jackson High School. He and wife Joyce have three sons — Joe, Jr., Larry and Jeffrey — and two grandchildren, Amanda and Joe. Larry, a wide receiver at Miami from 1979-81, is fifth on the Hurricanes' all-time receiving list.



Dave Campo ★ Defensive Backs

Under Dave Campo, Larry Brown emerged as one of the pleasant surprises of 1991 for the Dallas Cowboys. When he moved into the starting lineup at right cornerback in the season's fourth week, Brown, who earned NFL all-rookie honors, became the first 12th-round draft choice to start as a rookie for Dallas.

For the second straight year, the Cowboys secondary kept opponents from the big pass play in 1991. Of the NFL's top 10 pass defenses in terms of fewest total yards allowed last season, only five gave up fewer yards per pass attempt than the 6.75 yards per toss, to which Dallas limited its opponents. In 1990 the Cowboys held enemy passers to 6.24 yards per throw, the fewest allowed by a Dallas defense since 1984.

Late in 1989, Campo's first year with the team, the Dallas secondary began a streak of 23 straight games without allowing an opposing passer to throw for 300-or-more yards in a game, the fourth longest such stretch in team history. In addition, Dallas held opponents to less than 100 yards passing in each of the last two games of 1990, including the season finale when Atlanta was held to 59 net passing yards, the fewest allowed by Dallas since 1986.

In their first year as Dallas starters in 1990, cornerback Issiac Holt and safety James Washington each earned NFC Defensive Player of the Week honors.

During his stint with the Hurricanes in 1987-88, Campo oversaw the best defensive back in school history. In his first season with the Hurricanes, Campo fine-tuned the talents of Bennie Blades. A Jim Thorpe Trophy (best collegiate defensive back) recipient, Blades was drafted by Detroit with the third overall pick in the 1988 draft.

Prior to joining Miami, Campo spent three seasons (1984-86) as part of a staff that turned Syracuse into a national championship contender.

He began his career at his alma mater, Central Connecticut State, where he spent the 1971-72 seasons. His coaching trek then took him to Albany State (1973), Bridgeport (1974), University of Pittsburgh (1975), Washington State (1976), Boise State (1977-79), Oregon State (1980), Weber State (1981-82) and Iowa State (1983).

In addition to starring at defensive back in college, David Cross Campo (7/18/47) twice earned All-East honors at shortstop at Central Connecticut State. He attended Robert E. Fitch High School in Groton, CT. He and his wife Kay have six children — Angie, Eric, Becky, Tommy, Shelby and Michael.



Butch Davis ★ Defensive Line

By the end of the 1991 season, Butch Davis had combined three rookies and Tony Casillas, acquired during training camp last year, with Jim Jeffcoat, Jimmie Jones and Tony Tolbert to form a unit that held opponents to 82.4 yards rushing over the final five games of the season, all Dallas wins, and no rushing touchdowns in the final three weeks.

The defensive line also played a key role in the Cowboys' improvement from 18th in the National Football League against the rush in 1990 to ninth last year.

Of the three rookie defensive linemen tutored by Davis in 1991, Russell Maryland made 29 tackles, 4½ sacks, 5 tackles for losses, and three forced fumbles as a starter the final seven games of the season to earn all-rookie honors. Defensive end Tony Hill played regularly on third downs as a pass rusher, and defensive tackle Leon Lett, a seventh round draft choice, relieved Casillas and Maryland.


In 1990 Davis oversaw the quick development of Jones, who tied for the team lead in sacks and earned all-rookie honors. Davis also has been a big key in the progress of defensive end Tony Tolbert from a 230-pound collegiate linebacker drafted in 1989, Davis' first season in Dallas, to the team leader in sacks and quarterback pressures last season.

In five seasons as defensive line coach at the University of Miami, Davis led his players to impressive heights. Fifteen of his linemen were picked in the NFL draft, including All-American Bill Hawkins, taken in the first round by the Rams in 1989; Cortez Kennedy, taken with the third pick in the 1990 draft by Seattle; and Maryland, who rejoined Davis after being drafted with the first overall pick in 1991.

Davis' line was a key part of a Miami defense that finished second in the nation in both scoring and total defense in 1988. The Hurricanes also set a school record with 49 sacks in 1986, then broke it with 50 in 1988 and held opposing rushers to fewer than 2.3 yards per carry in 1987 and 1988.

After working as a high school coach in Arkansas and Oklahoma, Davis joined Jimmy Johnson's Oklahoma State staff in 1979 before moving with Johnson to Miami in 1984.

A native of Tahlequah, OK (11/17/51), Paul Hilton Davis was a defensive end at Arkansas where he earned his degree in anatomy and physiology. Butch graduated from Bixby, OK, High School. He and wife Tammy live in Coppell, TX.



Robert Ford ★ Tight Ends

In his first year overseeing the Cowboys tight ends, Robert Ford guided Jay Novacek and Alfredo Roberts to their best pro seasons in 1991.

Novacek tied his season career-high for catches and surpassed his season career-high for receiving yards last year. He also was named to his first Pro Bowl and earned All-Pro honors in 1991.

Roberts set season career-highs for catches and receiving yards while tying his game career-high for catches three times last year.

Although 1991 was Ford's first full-time assignment with Dallas, he was not a stranger to the Cowboys' staff after spending the previous summer at training camp as one of the recipients of the Jerry Jones Minority Coaching Fellowship.

Ford coached 15 years on the collegiate level and one season with the Houston Gamblers of the United States Football League before coming to Dallas. He spent 1989-90 as receivers coach with Texas A&M, helping the Aggies to two bowl appearances and guiding wide receiver Shane Garrett, who played for the Cincinnati Bengals in 1991.

Prior to joining Texas A&M, Ford spent two seasons at Texas Tech where he developed

Ford, Cont.

a trio of wide receivers — Tyrone Thurman, Eddy Anderson and Wayne Walker — who each earned All-Southwest Conference honors, finished one-two-three on the Red Raiders' all-time receiving list and were named the nation's best group of receivers by the *The Sporting News* in 1988.

As receivers coach of the Gamblers in 1985, Ford oversaw current NFL wide receivers Ricky Sanders, Clarence Verdin and Richard Johnson. Under Ford, Johnson caught 103 passes for 1,384 yards, Verdin had 84 catches for 1,004 yards and Sanders, who grabbed 101 receptions for 1,378 yards in 1984, caught 48 passes for 538 yards despite playing only 10 games in 1985.

After beginning his coaching career at Saginaw, MI, High School in 1973, Ford moved on as receivers coach at Western Illinois (1974-76), New Mexico (1977-79), Oregon State (1980-81), Mississippi State (1982-83) and Kansas (1986). Ford was also the recruiting coordinator with New Mexico. While at Oregon State, Ford was on the same staff with current Cowboys assistants Joe Avezzano, then the Beavers' head coach, and Dave Campo.

The only player in the history of the NCAA to catch two 99-yard touchdown passes, Ford led the University of Houston in receiving, punt returns and kickoff returns in 1972, when he earned third-team All-America honors. While with the Cougars, Ford roomed with former Cowboys fullback Robert Newhouse.

A native of Belton, TX (6/21/51), Robert starred at Belton High School. He earned a bachelor's degree in education from Houston and a master's in athletic administration from Western Illinois. He and wife Janice have two sons, Bobby and Jason.



Steve Hoffman ★ Kickers/Quality Control

Under Steve Hoffman, Cowboys kickers have had some of the best performances in team history the past two seasons. Veteran punter Mike Saxon averaged 42.6 gross yards per boot in 1991, second only to his season career-high 43.2 in 1990. He also set a season career-high for average net yards last year with a 36.8 mark, bettering this 35.6 pace from 1990.

Hoffman also oversaw the development of Ken Willis, who signed with Dallas as a free agent rookie in 1990 and set or tied eight Cowboys placekicking records, including field goals in a season and longest field goal, during his two seasons with the team.

After joining the Cowboys to coach the kickers in 1989, Hoffman added the duties of quality control in 1990.

From 1985-87 Hoffman oversaw the kickers at the University of Miami where one of his charges was Jeff Feagles, a four-year pro who punted for Philadelphia the past two seasons. Hoffman also was a top instructor for Ray Pelfrey's kicking camps where his students included Barry Helton, who booted for the Rams in 1991, and Brian Hansen, the Saints' all-time leading punter, who kicked for Cleveland last season.

For two springs Hoffman coached in Italy as offensive coordinator of the Bellusco Seahawks in 1987 and the Rho Blackknights in 1988. In the fall of 1988 he coached at Sunset High School in Miami.

In 1983 Hoffman punted for the Washington Federals of the United States Football League. He also went to training camp with the Redskins in 1981 and 1983, Seattle in 1984 and New Orleans in 1985.

Born in Camden, NJ (9/8/58), Hoffman starred in baseball and football at York Suburban High School in York, PA. He earned All-Mid-Atlantic Conference honors at Dickinson College where he played quarterback, running back and wide receiver while handling the punting duties. He met his wife Raffaella while coaching in Italy.



Bob Slowik ★ Defensive Assistant

The latest addition to the Cowboys coaching staff is Bob Slowik, formerly defensive coordinator and inside linebackers coach at East Carolina University.

In 1991 Slowik (SLO-ik) coached outside linebackers for a Pirates squad that garnered its highest national ranking (ninth), the best record (11-1) in school history, and its first winning season and bowl appearance since 1983. East Carolina won its final 11 games last year, including a Peach Bowl victory over North Carolina State on New Year's Day. Slowik was elevated to defensive coordinator following the season.

In two campaigns with East Carolina, Slowik developed one of the school's best tandem of outside linebackers. As a sophomore in 1990, Jerry Dillon became a starter and finished second on the team in tackles to earn East Carolina's most improved defensive player award. He finished fourth in tackles, third in tackles for losses and led the team with two blocked kicks in 1991.

Bernard Carter, who played only one season of football in high school, was named the team's outstanding defensive newcomer in 1990 and last year led the Pirates with a school sophomore record 7½ sacks. In addition he set an East Carolina single-game record with three sacks against Central Florida in 1991.

His first season at East Carolina, Slowik oversaw linebacker George Koonce, who led the Pirates in sacks and tackles for losses in 1990 and went to training camp with Atlanta in 1991.

Prior to joining the Pirates staff, Slowik coached defensive backs from 1984-89 at Rutgers, where he oversaw cornerbacks Jean Austin and Sean Washington, both free agent signed by Dallas in 1988, and Harold Young, an honorable mention All-America pick, who went to training camp with the Los Angeles Raiders in 1985.

After beginning his coaching career as a graduate assistant at his alma mater, the University of Delaware, in 1977, Slowik spent four years as a part-time assistant at Florida and a season coaching the secondary at Drake before moving on to Rutgers.

A two-year starter at cornerback for Delaware, Slowik helped the Fightin' Blue Hens to a two-year record of 16-6, including the quarterfinals of the NCAA Division I-AA playoffs as a senior.

The Pittsburgh, PA, native (5/16/54) attended Baldwin High School. Slowik earned his undergraduate and master's degree in physical education from Delaware. Bob and his wife Carol have four children — Ryan, Andrea, Bobby and Steven. His brother Joe played football for Penn State in 1974.



Tony Wise ★ Offensive Line

Over the past two seasons Tony Wise has developed a unit that in 1991 provided protection and opened holes for a Dallas offense, which produced four Pro Bowlers while going from 28th in the league in total yards in 1990 to ninth last year. In addition the Cowboys front wall sprang Emmitt Smith for a league-leading 1,563 yards, and allowed Troy Aikman to complete a team record 65.3% of his passes and Michael Irvin to

lead the NFC in catches and the NFL in receiving yards in 1991.

Last year Wise also oversaw the successful switch of Kevin Gogan from tackle to left guard, where he started 16 games, and the progress of rookie tackle Erik Williams, who started three games, including the Cowboys win over Washington at RFK on

Wise, Cont.

November 24, when he held All-Pro defensive end Charles Mann to two tackles and no sacks.

Entering the 1990 season only one offensive lineman — left tackle Mark Tuinei — had started at the same position for Dallas for more than four games. Right guard John Gesek joined the team after preseason. Crawford Ker moved from right guard to left guard to replace Nate Newton, who moved to right tackle. Center Mark Stepnoski didn't start until the 13th game of his rookie year in 1989. Despite its inexperience, this group paved the way for Smith to lead all rookies in rushing yards and earn rookie of the year honors.

In 1989, Wise's first year with Dallas, the offensive line allowed only 30 sacks in 16 games, tying the team record from 1976 when the NFL schedule was 14 games. It was a trend continued from his final year at Miami in 1988, when the front wall gave up just five sacks, a school-record low for one campaign.

During Wise's four seasons at Miami, the Hurricanes had their two best offensive seasons ever, with a school-record 461.5 yards per game his first year and 452.5 yards per game in 1988.

The greatest challenge for Wise came in the 1988 Orange Bowl that decided the national championship, when he had to start three linemen at new positions. The Hurricanes defeated Oklahoma 20-14 in that game.

Wise began his coaching career at Albany State in 1973. He served one-year stints at Bridgeport, Central Connecticut State and Washington State before joining the University of Pittsburgh in 1977. He coached at Oklahoma State from 1979-83 and Syracuse in 1984 before going to Miami.

A letterman in football, lacrosse and hockey at Ithaca College, Anthony Charles Wise (12/28/51) graduated from Shaker High School in Latham, NY.



Mike Woicik **Strength and Conditioning**

Whether he's lifting weights or running, Mike Woicik's hands on involvement with the Cowboys players in their conditioning programs has been a big part of the team's success. Upon his arrival in Dallas in February, 1990, Woicik supervised the renovation of the Cowboys' weightroom, where he maintains a constant presence.

Since coming to the Cowboys, Woicik has introduced "surgical tubing" and various other drills to help improve speed. In addition he oversaw the production of a video to help players with their conditioning programs when they're away from Dallas.

Woicik joined the Cowboys staff after 10 years as the strength and conditioning coach at Syracuse University, which became one of the nation's top football programs over the past decade. One of Woicik's prize pupils was fullback Daryl Johnston, who was picked in the second round by Dallas in 1989. Woicik also worked with current Cowboys assistants Dave Campo and Tony Wise at Syracuse.

"We have said many times that no one did as much for our program as Mike has," said former Syracuse Football Coach Dick MacPherson, who now is head coach of the New England Patriots. "In the early days when we weren't able to recruit as many great athletes as we do now, Mike made great athletes out of them."


From 1978-80 Woicik was the track coach and weightroom coordinator at Springfield College in Massachusetts.

An outstanding discus thrower at Boston College, Woicik set a school record of 180 feet, 5 inches, earned All-East honors and qualified for the NCAA championships. He also competed in the shot put and hammer throw.

A native of Westwood, MA (9/26/56), Mike Woicik (pronounced WOY-sick) competed in football and track at Westwood High School. Woicik, who is an ardent bowler, organizes a players' weekly bowling outing. He earned his degree in history from Boston College and master's in physical education from Springfield.



O'NEILL



COCHREN



MAURER

KEVIN O'NEILL, Trainer

Kevin O'Neill joined the Cowboys in 1989 after four years as head athletic trainer at the University of Miami.

A graduate of the University of Pittsburgh, O'Neill earned his master's degree in physical education from the University of Arizona while serving as athletic trainer for Catalina High School in Tucson, AZ. O'Neill spent three years as the assistant athletic trainer at the University of Tennessee, four years as head athletic trainer at Oregon State, and one year at the University of Central Florida before joining the University of Miami.

He serves on the public relations committee for both the National Athletic Trainers Association and the Professional Football Athletic Trainers Society.

A native of Pittsburgh, PA (8/2/54), Kevin and wife Anne have two children - McKenzie and Kaitlyn.

DON COCHREN, Athletic Trainer/Medical Records Coordinator

Don Cochren joined the Cowboys in 1965 after experience in college, military and Canadian Football League training. Cochren became assistant trainer/medical records coordinator after working 25 seasons as the team's trainer.

A graduate of Purdue, Cochren earned his physical therapy certificate at Pennsylvania. He was trainer at Case Institute (now Case-Western Reserve) in Cleveland for two years, with the Toronto Argonauts of the CFL for four years and at the University of New Hampshire for one year before coming to Dallas. He also served as a physical therapy officer in the Air Force for two years.

Cochren was one of the 28 trainers selected from colleges and professional sports teams to serve the United States team at the 1980 Winter Olympics in Lake Placid, NY. In 1984 Cochren received the 25-year honor award from the National Athletic Trainers Association and in 1989 was chosen to serve as a member of the Professional Football Athletic Trainers/Gatorade Advisory Board. April of 1992, Purdue University honored Cochren by presenting him their Distinguished Alumni Award.

A native of Princeton, IN (2/6/32), Don and wife Jan have four children - Jeff, Wendy, Scott and Chris.

JIM MAURER, Assistant Trainer

Jim Maurer works with Kevin O'Neill and supervises the Cowboys' medical rehabilitation program. After serving as a graduate assistant with Dallas for two seasons, Maurer joined the Cowboys on a full-time basis in the spring of 1990.

A native of Dallas (3/8/65), Maurer received his undergraduate degree in physical education from Southern Methodist University, where he worked primarily with the football and swim teams.

Maurer worked one year as a summer assistant with the Kansas City Chiefs in 1987, after spending the summer of 1986 with the Cowboys in the same capacity.

An avid golfer and racquetball player, he is pursuing his master's degree in physical education at the University of North Texas. Maurer and his wife Rosanne were married December 7, 1991, and live in Dallas with their sons Nicholas and Benjamin Michael.



BLACKWELL



BUCHANAN



McCORD

ROBERT BLACKWELL, Video Director

Robert Blackwell enters his fourth season as the team's video director after eight seasons as an assistant with Dallas. In charge of taping and editing all Cowboys' practices and games, Blackwell also edits opponents' tapes and handles all the teams' photographic needs.

Blackwell shot coaching game films for basketball and football at Southern Methodist University from 1979-1984.

After earning his degree in communications from Stephen F. Austin, Blackwell produced a film on the efforts to save the red wolf from extinction for the U.S. Fish & Wildlife Service. The following year he served as director of photography on a film about the North Atlantic Indian migrations for Gulf Oil and the State of Texas.

A native of Garland, TX (12/1/50), a Dallas suburb, Robert graduated from Garland High School. He and wife Diana live in Coppell, TX, with son Nathaniel.

BUCK BUCHANAN, Equipment Manager

William T. "Buck" Buchanan joined the Cowboys in 1973 after spending 20 years in the military, three with the 82nd Airborne Division, Ft. Bragg, NC, and the other 17 in the U.S. Air Force.

SMS Buchanan was a non-commissioned officer in charge of facilities and support for the U.S. Air Force Academy athletic department in Colorado Springs from 1964 to 1968. He was assigned to Takhli, RTAFB, Thailand, from 1968 to 1969 and awarded the Bronze Star Medal for his performance during the tour. He then returned to the U.S. Air Force Academy, remaining there until his retirement in June, 1973.

Buck was born in Ballinger, TX (5/24/33). He and wife Geraldine have two children - Julie and Bucky - and three grandsons - William Thomas Buchanan II, Johnathan Brett Buchanan and David Andrew Rodriguez.

MIKE McCORD, Assistant Equipment Manager

Mike McCord enters his fourth season with the Cowboys and his first as the assistant equipment manager, taking over the position this spring. He originally joined the Cowboys in 1989 as the assistant ticket manager, spending two years in that capacity before moving to the football operations department in 1991.

Before coming to Dallas, McCord spent two-and-a-half years with the University of Texas athletic department, one-and-a-half years as a part-time student assistant before receiving his B.B.A. degree and then one year as a full-time intern.

A native of Clovis, NM (11/6/64), Mike graduated from Roosevelt High School in San Antonio, TX, and spent two years attending Southwest Texas State before transferring to the University of Texas.



Larry Lacewell

Director of College Scouting

On May 21, 1992, Jerry Jones appointed Larry Lacewell to the position of Director of College Scouting. Lacewell joined the Cowboys organization after a distinguished career in collegiate coaching and athletic administration that spanned over 30 years.

Most recently, Lacewell had served as the defensive coordinator at the University of Tennessee (1990-1991), and prior to that, he was the head coach and athletic director at Arkansas State.

"I believe Larry Lacewell is uniquely qualified for this job," said Cowboys President and General Manager Jerry Jones. "He is not only a knowledgeable football man, but he has been a college athletic director and has a solid administrative background. The combination of his management experience, his skill as an administrator and his vast knowledge of football talent are very special.

"We are fortunate to have a person like Larry who has earned a great deal of respect around the country for his work in college athletics," added Jones. "In these sensitive times involving the relationship between college football and the National Football League, a person of Larry's background will provide a visible benefit to not only the Dallas Cowboys, but to the NFL."

In 1990 Lacewell helped guide a Tennessee squad that captured the Southeastern Conference title and defeated Virginia in the Sugar Bowl. In 1991, the Volunteers placed second in the SEC to earn a berth in the Fiesta Bowl.

Arkansas State compiled a 69-48-4 record with Lacewell at the helm from 1978-89. A three-time Southland Conference coach of the year, Lacewell led the Indians to two conference championships.

Lacewell began his coaching career as an assistant at Alabama in 1959. Following two seasons with the Crimson Tide, he moved on to Arkansas State (1961), Arkansas A&M (1962-63), Kilgore Junior College (1964-65), Oklahoma (1966), Wichita State (1967) and Iowa State (1968). Lacewell rejoined the Sooners' staff in 1969 as assistant head coach and defensive coordinator and over the next nine seasons helped Oklahoma to six Big Eight titles and two national championships.

A native of Fordyce, AR, Lacewell attended Fordyce High School then played halfback at Arkansas A&M from 1955-59. He and his wife Criss have two children, Bryant Land and Logan.



Jim Garrett ★ Scout

Jim Garrett, who spent 26 of the past 27 seasons as either a coach or scout in the NFL, re-joined Dallas in 1987.

He previously scouted for the Cowboys in 1968-69 and 1974-75. Prior to his first stint in Dallas, Garrett served two seasons as a scout for the BLESTO scouting combine. He then coached with the New York Giants from 1970-74 before returning to Dallas.

Garrett was also an assistant coach with New Orleans (1976-77) and Cleveland (1978-84). After a season as the head coach at Columbia, he scouted for Buffalo in 1986.

An all-conference fullback at Utah State, Garrett played for Philadelphia (1954),

Garrett, Cont.

the British Columbia Lions (1955), the New York Giants (1956) and the Ottawa Roughriders (1957).

He began his coaching career as an assistant at the Coast Guard Academy in 1958. After one season at Lehigh, Garrett became head coach and athletic director at Susquehanna University where he compiled a 40-3-1 record and was inducted into the school's hall of fame.

The Rutherford, NJ, native (6/19/30) attended Rutherford High School. He went to spring training with the Pittsburgh Pirates following his rookie year in the NFL.

He and wife Jane have eight children — Jim, Jane, Jennifer, Janine, Jill, John, Jason and Judd — and nine grandchildren. John, a wide receiver who went to training camp with Dallas in 1988, is with Tampa Bay. Jason, a quarterback, signed with Dallas in 1992. Judd, a running back who was on the Cowboys' injured reserve in 1990, played for London of the World League in 1991-92.



Walter Juliff ★ Scout

Walter Juliff begins his eighth season as an NFL scout, the last five with the Dallas Cowboys.

Before becoming a full-time scout, Juliff spent two seasons as a graduate assistant at the University of Texas. He also was an assistant with the Abilene-Cooper football team in 1980, the Houston-Kingwood baseball team in 1981 and the Kerrville-Tivy track team in 1982. While at Tivy High School,

Juliff worked with punter John Teltschik, who earned All-Rookie honors with Philadelphia in 1986.

Juliff began his coaching career as a graduate assistant at Angelo State where he spent two seasons. In 1978 the Rams went undefeated and won the NAIA national championship then lost in the national semifinals the next year.

A native of San Angelo, TX (6/22/56), Walter starred in football and as a hurdler in track at Central High School.

Juliff, who lives in Austin, TX, earned his bachelor's degree from San Angelo State and his M.B.A. from Texas. He and Phoenix offensive coordinator Jerry Rhome are cousins.



Jeff Smith ★ Scout

Jeff Smith has worked as a scout in the NFL for 12 seasons, including the past eight with the Cowboys. He also directed the team's signing of free agent rookies the past three years.

Smith became a full-time scout with Seattle in 1980 after four seasons as a part-time film grader with the Seahawks and full-time coach at Mercer Island, WA, High School.

In 1969 Smith began his coaching career at Clarkston, WA, High School. He also coached at Kalles Junior High School in Puyallup, WA, and South Mercer Island Junior High School.

After a season as an offensive tackle with Washington State, Smith transferred

Smith, Cont.

to Hawaii where he became a teammate of former Cowboys star Larry Cole. While in Hawaii, Smith managed a local tavern. He later returned to Washington State where he earned his degree in science education and mathematics.

Born in Williamsport, PA (5/20/47), Smith attended Clarkston, WA, High School. He and wife Ann Bixby moved to Dallas to scout the south-central United States in 1980 when he was still with Seattle.



Walt Yowarsky ★ Scout

Walt Yowarsky joined the Cowboys in 1977 with 25 seasons in the NFL as either a player, assistant coach or scout. He came to Dallas following three years with the QUADRA scouting combine.

Drafted by Washington as an offensive and defensive lineman in the second round in 1951, Yowarsky played until midway through the 1952 season when he went into the Air Force. After returning in 1954, he was traded from the Redskins to Detroit then from the Lions to the Giants in 1955.

While he was with the Giants they twice played in the NFL Championship Game, including a 47-7 win over Chicago for the title in 1956. Following four seasons in New York, he finished his playing career in San Francisco in 1959.

Yowarsky returned to the Giants as a scout and assistant coach in 1959. After two seasons he joined the first coaching staff of the new franchise in Minnesota where he coached for six seasons. He then moved on as an assistant coach at New Orleans (1967-68), Atlanta (1969-70), Houston (1971) and San Diego (1972-73).

In the 1951 Sugar Bowl Yowarsky earned most valuable player honors as he led Kentucky to a 13-7 win over Oklahoma, ending the Sooners' 33-game winning streak. He played three seasons for the Wildcats under Paul "Bear" Bryant.

A native of Cleveland (5/10/28), Walt and wife Bobbie have three children — Michael, Lisa and Van. Yowarsky was offered a contract to play baseball by Cincinnati after high school.



THE STAFF



Charlotte Anderson
Marketing and
Special Events Coordinator



Marge Anderson
Coaching Secretary



Dr. John Baker
Team Physician



Doreen Bice
Marketing Secretary



Steve Carichoff
Operations Assistant



Kathy Coleman
Mailroom/Supplies



Rich Dalrymple
Public Relations Director



Brett Daniels
Public Relations Assistant



Jack Dixon
Treasurer



Mark Faber
Sales and Marketing



Joel Finglass
Director Ticket Sales/
Promotions



Steve Forgey
Building Supervisor



Wanda Forgey
Switchboard Operator



Tamara Fulton
Ticket Sales/Promotions



Ruben Garcia
Security



Joey Giacomarro
Ticket Sales




Craig Glieber
Assistant Director
of Operations



Barbara Goodman
Coaching Secretary



Chris Hall
Scouting
Administrative Aide



George Hays
Vice President/
Director of Marketing

THE STAFF



Tammy Hirschfeld
Ticket Manager



Louis Jackson
Equipment Assistant



Robert Jackson
Equipment Assistant



Stephen Jones
Vice President



Marylyn Love
Administrative Assistant



Bruce Mays
Director of Operations/
Facility Coordinator



Mike McCoy
Vice President



Connie Medina
Scouting Secretary



Robert Newhouse
Ticket Sales/Promotions



Steve Orsini
Director of Administration



Carol Padgett
Administrative Assistant



Deana Patterson
Public Relations
Secretary



Andrea Payne
Ticket Sales



Dave Pelletier
Assistant Public
Relations Director



Rueben Rodriguez
Security



Melissa Stodghill
Ticket Sales



Ron Thornton
Sales and Promotions



Dr. Robert Vandermeer
Team Physician



Dr. J.R. Zamorano
Team Physician

Not Pictured:

Tandra Cromer
Sales and Promotions

Terry Green
Security

Al Walker
Equipment Assistant

Ira Wrigley
Equipment Assistant

What To Look For In 1992

The Cowboys improving their NFL-best opening day record of 24-7-1 (.766). Dallas, which holds the NFL record for consecutive wins in opening games with 17 straight from 1965-81, has won two straight openers.

The Cowboys, along with the New York Giants, playing the toughest schedule in the NFL. Dallas' 1992 opponents combined for a 1991 record of 146-110 (.570), the hardest entering a season since 1989. In addition, only the Giants play more games against opponents with 1991 winning records (11) than the 10 Dallas faces. Only Denver plays more games (9) against 1991 playoff teams than the Cowboys, who play eight.

The Cowboys improving their NFC-best 45-27 (.625) record against AFC foes in games against Denver, Kansas City, Seattle and the Los Angeles Raiders.

The Cowboys improving their 16-7-1 (.688) record on Thanksgiving Day. Dallas has played annually on the holiday since 1966, except for 1975 and 1977. The Cowboys have won two straight Thanksgiving Day games. In the game immediately following the holiday contest, Dallas is 18-6 (.750), 9-2 at home. In all regular-season games after playing on Thanksgiving Day, the Cowboys are 45-29 (.608).

Bill Bates, Jim Jeffcoat and Mike Saxon adding to their team-high streak of games played at 76. This season Bates and Jeffcoat also can play in their 150th NFL game. Jeffcoat enters 1992 with 140 games played, while Bates has played in 135.

Michael Irvin becoming the first player in NFL history to accumulate over 1,500 receiving yards in consecutive seasons. Irvin led the league with 1,523 receiving yards in 1991. Charley Herrigan of Houston (1,746 yards in 1961 and 1,546 yards in 1964) and Jerry Rice of San Francisco (1,570 yards in 1986 and 1,502 yards in 1990) are the only players in NFL history with more than one 1,500-yard receiving season.

Michael Irvin becoming only the third player in NFL history to catch 90-or-more passes in consecutive seasons. Lionel Taylor of Denver caught 92 receptions in 1960 and 100 in 1961. Art Monk of Washington snared 106 passes in 1984 and 91 in 1985. Irvin caught 93 in 1991.

Michael Irvin and Kelvin Martin moving into the Cowboys' top 10 all-time receiving list. Martin enters 1992 with 180 career catches and Irvin with 171 career receptions. Herschel Walker is in 10th place on the team's all-time reception list with 211 career catches. Directly ahead of Walker are Timmy Newsome (212 career receptions), Ron Springs (222), Billy Joe DuPree (267) and Frank Clarke (281).

Jay Novacek matching Herschel Walker as the only Cowboys player with 50-or-more catches in three consecutive seasons. Novacek caught 59 passes in 1990 and 1991. He also could become the first Cowboys tight end with three seasons of 50-or-more catches.

Mike Saxon adding to his streak of 143 punts without a block, the third longest in team history. He needs 47 punts without a block in 1992 to match the second longest streak in team history of 190, which he set from 1986-89.

Emmitt Smith moving up the Cowboys' all-time rushing list. With 2,500 rushing yards in two seasons, Smith stands seventh among the team's best rushers. Within reach in 1992 are Herschel Walker (3,388) in sixth spot and Walt Garrison (3,886) in fifth place.

Emmitt Smith becoming the ninth player in NFL history, the first since Eric Dickerson for the LA Rams in 1983 and 1984, to lead the league in rushing in consecutive seasons.

How The Cowboys Were Built



There are 47 players on the Cowboys roster who played for Dallas in 1991.
Here's a look at how they came to the Cowboys:

FROM THE DRAFT:

- 1983** — Jim Jeffcoat (1st, Arizona State).
1987 — Danny Noonan (1st, Nebraska);
Kelvin Martin (4th, Boston College);
Kevin Gogan (8th, Washington).
1988 — Michael Irvin (1st, Miami);
Ken Norton (2nd, UCLA).
1989 — Troy Aikman (1st, UCLA);
Daryl Johnston (2nd, Syracuse);
Mark Stepnoski (3rd, Pittsburgh);
Tony Tolbert (4th, Texas-El Paso).
1990 — Emmitt Smith (1st, Florida);
Alexander Wright (2nd, Auburn);
Jimmie Jones (3rd, Miami);
Kenneth Gant (9th, Albany State).
1991 — Russell Maryland (1st, Miami);
Alvin Harper (1st, Tennessee);
Dixon Edwards (2nd, Michigan State);
Godfrey Myles (3rd, Florida);
Erik Williams (3rd, Central State, OH);
Curvin Richards (4th, Pittsburgh);
Tony Hill (4th, Tenn.-Chattanooga);
Leon Lett (7th, Emporia State, KS);
Larry Brown (12th, Texas Christian).

IN TRADES:

- 1989** — Issiac Holt (Alcorn State, from Minnesota in Herschel Walker trade).
1990 — John Geseke (Cal. St. Sacramento, from L.A. Raiders for fifth-round choice in 1991);
Dale Hellestrae (SMU, from L.A. Raiders for seventh-round choice in 1991).

In Trades (Cont.)

- 1991** — Steve Beuerlein (Notre Dame, from L.A. Raiders for fourth round choice in 1992);
Tony Casillas (Oklahoma, from Atlanta for second- and eighth-round choices in 1992).

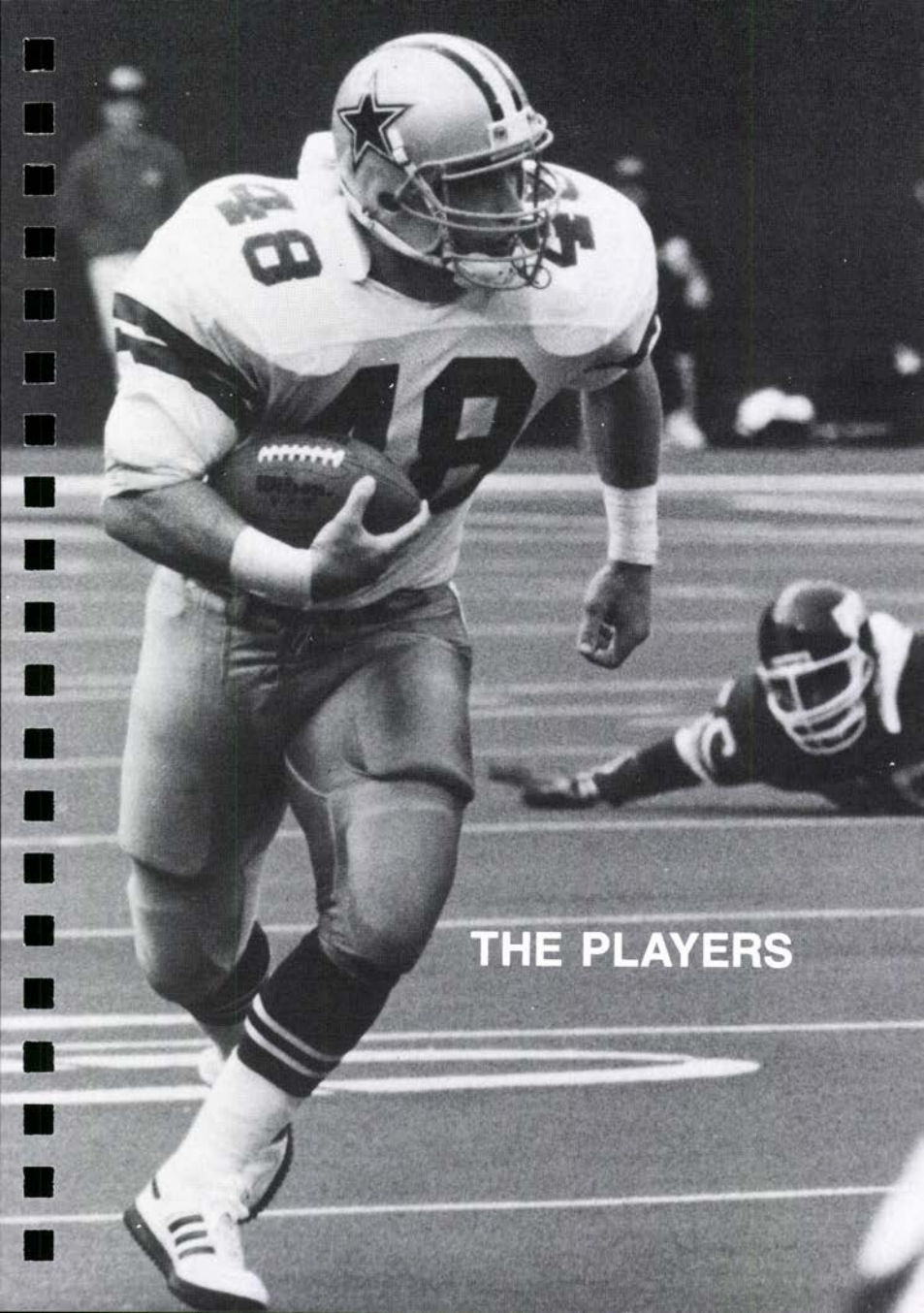
SIGNED AS FREE AGENTS:

- 1983** — Bill Bates (Tennessee);
Mark Tuinei (Hawaii).
1984 — Vince Albritton (Washington).
1985 — Mike Saxon (San Diego State).
1986 — Nate Newton (Florida A&M).
1987 — Robert Williams (Baylor).
1989 — *Ray Horton (Washington).
1990 — *Tommie Agee (Auburn);
Michael Brooks (No. Carolina State);
*Jay Novacek (Wyoming);
*Vinson Smith (East Carolina);
*James Washington (UCLA).
1991 — Ricky Blake (Alabama A&M);
Reggie Cooper (Nebraska);
*Alfredo Roberts (Miami);
Derrick Shepard (Oklahoma);
*Alan Veingrad (East Texas State).


*Plan B free agent

FROM WAIVERS:

- 1991** — Craig Kupp (Pacific Lutheran);
Mickey Pruitt (Colorado).



THE PLAYERS



Tommie Agee

FULLBACK • AUBURN
HT: 6-0 • WT: 225 • BORN: 2/22/64
FA FOR '90 • 5th YEAR



PRO: Since arriving as one of Dallas' 16 Plan B free agents in the spring of 1990, Tommie Agee has carved out a valuable niche on the roster through his versatility and unselfish attitude. As a consistent blocker out of the backfield, a solid receiver or a stalwart special teams performer, Agee's contributions over the past two years have come in many subtle ways. Last year, he was used mostly as the second fullback behind Darryl Johnston, although he knew both backfield positions and saw action at both spots. He was also used some as the lone back in passing downs late in second half of the season. Agee finished the '91 season with nine carries for 20 yards, including his first career NFL rushing touchdown. The four yard run in the fourth quarter against New Orleans (12/8) put the game out of reach for Dallas by the final score of 23-14. His best rushing game came in the opener at Cleveland, three carries for 16 yards, while his top receiving outing was against the Giants (9/29): two catches for 10 yards. He finished the year with eight total special teams tackles — ranked second in stops among offensive players who contribute to special teams. Agee was a visible member of the Cowboys' kickoff coverage, punt coverage and kickoff return teams all year. He ranked fifth on the Cowboys' participation chart in total number of special teams plays. A quietly productive performer in 1990, Agee arrived via Plan B from the Chiefs and he started 11 games for Dallas at fullback. He was the team's second leading rusher with 213 yards on 53 carries and led all Dallas running backs in yards per carry (4.0) and receptions (30). He was the team's leading rusher in the first two games of the year, and earned a game ball in the season opening win over San Diego (59 yards on 13 carries). His biggest individual play of the year came at a critical time in that opening 17-14 win over the Chargers. Late in the fourth quarter, Agee burst 16 yards for a first down on fourth down-and-two from the San Diego 45. He scored his first NFL touchdown on a six-yard pass from Troy Aikman against the Rams (11/18). After spending the first half of the 1989 season on injured reserve at Kansas City with torn ligaments in his left ring finger, Agee finished the season as a back-up to Christian Okoye. He joined the Chiefs as a Plan B free agent from Seattle in 1989, where he was a fifth round draft choice in 1987. He missed his entire rookie year with the Seahawks because of a knee injury. **GAMES/STARTS:** 1987 (IR-Sea.), 1988 (16/0-Sea.), 1989 (9/0-K.C.), 1990 (16/11), 1991 (16/0). Total - 57/11.

COLLEGE: At Auburn, Agee was a four-year starter at fullback, where he was used as a lead blocker for both Bo Jackson and Brent Fullwood. He finished his career with 356 carries for 1,735 yards and 10 touchdowns. As a kick returner, he averaged 21.5 yards for his career. He was the special teams captain at Auburn as a senior. His best single season rushing totals came as a freshman when he gained 606 yards on 115 carries. Agee was a college teammate of Cowboys receiver Alexander Wright.

PERSONAL: Thomas Lee Agee was born and raised in Maplesville, AL, where he earned all-state honors in football, basketball and track at Maplesville High School. He earned his degree in criminal justice from Auburn. In the off-season, Tommie speaks to Fellowship of Christian Athletes and Athletes in Action groups in Alabama. He is also involved as a youth counselor for the Alabama Department of Youth Services. Tommie and wife Anchylus live in Montgomery, AL.

AGEE, Cont.

AGEE'S NFL TOTALS

Rushing						Receiving					
Year	No.	Yds.	Avg.	Long	TD	Year	No.	Yds.	Avg.	Long	TD
1988 (Sea.)	1	2	2.0	2	0	1988 (Sea.)	3	31	10.3	13	0
1989 (K.C.)	1	3	3.0	3	0	1990	30	272	9.1	30	1
1990	53	213	4.0	28	0	1991	7	43	6.1	9	0
1991	9	20	2.2	8	1	Totals	40	346	8.7	30	1
Totals	64	238	3.7	28	1						



Troy Aikman

QUARTERBACK • UCLA

HT: 6-4 • WT: 222 • BORN: 11/21/66

D-1 FOR '89 • 4th YEAR



PRO: Last fall in only his third season, Troy Aikman emerged as one of the elite quarterbacks in the National Football League, however it was his dedication and leadership in the spring of 1991 that not only led to his success, but to the improvement of the Cowboys offense last year. Soon after Dallas hired offensive coordinator Norv Turner in February, 1991, Aikman spent each morning learning the new system. By the time the team assembled for its first minicamp three months later, Aikman was able to relay his knowledge and confidence in the scheme to his teammates which allowed the offense to make great strides in its first season. The results of his determination came early in the campaign when he completed a single-game career-high 27 passes for three touchdowns in a Monday Night tilt against Washington (9/9). Three weeks later in the Cowboys' big win over the defending Super Bowl Champion New York Giants (9/29), Aikman earned NFC Offensive Player of the Week honors after completing 5-of-6 passes for 84 yards, including a 23-yard scoring toss to Michael Irvin, on the game-winning drive late in the fourth quarter. Against Green Bay (10/6) he again increased his career-high with 31 completions, including 12 straight at the end of the game to tie the second longest streak in team history. The next week against Cincinnati (10/13), Aikman led a fourth-quarter comeback to win and in the process averaged a career-high 12.6 yards per completion. The Bengals game marked the sixth time in the past two years that Aikman led Dallas from behind to win in the fourth quarter, including twice in the last two minutes. Despite missing the final four regular-season games after spraining the lateral collateral ligament in his right knee in the third quarter of the Cowboys' victory at Washington (11/24), Aikman completed a club-record 65.3% of his passes to lead the NFC and earned his first trip to the Pro Bowl. Prior to the injury, Aikman led the conference in completions and passing yards and was threatening the team season record for completions and on a pace to go over 3,700 passing yards, the second most in team history. In only 12 games, he still established single-season career-highs for completions and passing yardage. In 1991 Aikman threw for five of his seven biggest NFL passing yardage days, including a season-high 331 yards, his second most as a pro, at Detroit (10/27). Aikman began the season throwing 93 straight passes without an interception and later had 116 straight attempts without having one picked off, the fifth longest streak in team history and the longest since 1978-79 when Roger Staubach threw 149 passes without an interception. In the past 15 games that Aikman started and did not leave due to injury, he completed 288-of-445 passes (64.7%) — 12 of 38-yards-or-more — for 3,416 yards and 16 touchdowns

AIKMAN, *Cont.*

while leading Dallas to a 10-5 record. In 1990 Aikman's value to Dallas was evident in the team's seven wins. In only one of those victories were the Cowboys ahead entering the fourth quarter. In the other six, Aikman completed 32-of-45 passes (71.1%) for 456 yards, two touchdowns and no interceptions in the final period to put Dallas on top. In the season-opening victory over San Diego (9/9), Aikman capped a 53-yard drive with his first NFL rushing touchdown, a one-yard sneak, to win the game with 1:58 remaining. In Tampa (10/21), he led Dallas on an 80-yard scoring drive — throwing for 60 and scrambling for 20 — that culminated in the game-winning 28-yard touchdown pass to Michael Irvin with 1:56 left. Against the Rams (11/18), Aikman led the team 89 yards to set up the winning field goal in the fourth quarter. Four days later vs. the Redskins, he led the Cowboys to scores from 67 and 78 yards in the final period of a 27-17 Dallas win. Aikman completed 11 straight passes in the second half while engineering fourth-quarter scoring drives of 80 and 50 yards to beat the Saints (12/2). Earlier in the season against the New York Giants (9/30), Aikman completed a career-high 80.8% (21-of-26) of his passes. For his efforts he was named to the All-Madden Team in 1990. Early in the Philadelphia game (12/23), Aikman injured his right shoulder forcing him to miss the season finale. When Aikman had surgery to repair the shoulder he also had loose bodies removed from his right elbow. In 1989 Aikman showed tremendous poise for a rookie. After missing five games due to a broken left index finger, Aikman threw for an NFL rookie record 379 yards at Phoenix (11/12). In that game against the Cardinals he was knocked unconscious after rifling an 80-yard scoring strike to put Dallas up 20-17 with 1:43 remaining. Against the Rams (12/3) Aikman became the first Cowboys player since Danny White in 1987 to throw four touchdown passes. The first rookie quarterback to start a season opener for Dallas since Roger Staubach in 1969, Aikman was named to most All-Rookie teams. During his three-year career, Aikman has been successful 17-of-the-26 times he's scrambled for a first down on third downs. GAMES/STARTS: 1989 (11/11), 1990 (15/15), 1991 (12/12). Total - 38/38.

COLLEGE: In two seasons at UCLA Aikman completed 64.8 percent of his passes for 5,298 yards and 41 touchdowns while throwing only 17 interceptions. He finished his collegiate career as the third rated passer in NCAA history. The All-America led the Bruins to a 20-4 record, including wins in the 1988 Aloha Bowl and the 1989 Cotton Bowl. He transferred to UCLA after two seasons at Oklahoma.

PERSONAL: Troy Kenneth Aikman grew up in Cerritos, CA, and earned all-state honors at Henryetta, OK, High School after his family moved when Troy was 12. The town of 6,000 named a street after Aikman. Last fall he pledged to match any funds raised to build a health and fitness center for the schools in the town. He also sponsors a scholarship at Henryetta High School for students who want to attend college but can't afford it. This past offseason he established the Troy Aikman Foundation, which will benefit children's charities in the Dallas-Fort Worth area. The proceeds from his annual golf tournament, which he began in 1992, will also go to his foundation. Aikman also is involved with the Irving, TX, Youth and Family Counseling Center, including heading the "No Thanks, I'll Pass" anti-drug campaign. Aikman was the honorary chairman of both the "Weekend to Wipe Out Cancer" and "Arlington Cares", which aids homeless children in Arlington, TX. He also worked with Roger Staubach on a poster to benefit the Children's Medical Center of Dallas. In 1992 Aikman will appear on posters benefitting the USDA National and Texas State school lunch programs. He set up a permanently endowed scholarship at UCLA, where he majored in sociology. Aikman also supports the West Texas Rehabilitation Center, and Wednesday's Child, which helps find homes for orphans in the Dallas-Fort Worth area. In March, 1992, Troy sang in a celebrity choir during Farm Aid V. Last year Aikman was one of the five finalists for the NFL Man of the Year, which honors players for their contributions to the community.

THE PLAYERS

AIKMAN, Cont.

AIKMAN'S COWBOYS TOTALS


Year	Rushing						Sks./	Rating
	Att.	Comp.	Yards	Pct.	TD	Int.		
1989	293	155	1,749	52.9	9	18	751	55.7
1990	399	226	2,579	56.6	11	18	611	66.6
1991	363	237	2,754	65.3	11	10	61	86.7
Totals	1,055	618	7,082	58.6	31	46	751	70.5

SINGLE-GAME BESTS

Att. — 43 @ Wash., 9/23/90
 Comp. — 31 @ GBay, 10/6/91
 Yards — 379 @ Phoe., 11/12/89
 Comp. Perc. — 80.8 @ Gia., 9/30/90
 Long — 75t @ Phoe., 11/12/89
 TDs — 4 vs. Rams, 12/3/89
 Ints. — 4 vs. GBay, 12/24/89
 Consec. Comp. — 12 @ GBay, 10/6/91
 Consec. Att. w/o Int. — 116, last 16 vs. Phil., 9/15/91;
 all 20 @ Phoe., 9/22/91;
 all 27 vs. Gia., 9/29/91;
 all 41 @ GBay, 10/6/91;
 first 12 vs. Cin., 10/13/91
 Rush Att. — 8 vs. Mia., 11/19/89
 Rush Yards — 71 vs. Mia., 11/19/89
 Long Rush — 25 @ Phil., 12/10/89

AIKMAN GAME-BY-GAME

1989								
	Att.	Comp.	Yards	Pct.	TD	Int.	Long	Sks./
L-@New Orleans 9/10	35	17	180	48.6	0	2	24	2/30
L-@Atlanta 9/17	23	13	241	56.5	1	2	65t	0/0
L-Washington 9/24	21	6	83	28.6	0	2	36	4/27
L-N.Y. Giants 10/1	6	1	11	16.7	0	0	11	0/0
L-@Phoenix 11/12	40	21	379	52.5	2	2	75t	1/12
L-Miami 11/19	33	25	261	75.8	1	1	21	0/0
L-Philadelphia 11/23	21	7	54	33.3	0	3	13	1/1
L-L.A. Rams 12/3	34	19	179	55.9	4	1	35t	2/14
L-@Philadelphia 12/10	30	17	152	56.7	1	0	21	5/45
L-N.Y. Giants 12/16	22	11	84	50.0	0	1	22	2/17
L-Green Bay 12/24	28	18	125	64.3	0	4	21	2/9
1990								
W-San Diego 9/9	29	13	193	44.8	1	1	28t	5/32
L-N.Y. Giants 9/16	18	10	109	55.6	0	2	25	2/13
L-@Washington 9/23	43	23	207	53.5	0	2	20	8/64
L-N.Y. Giants 9/30	26	21	233	80.8	1	1	23	0/0
W-Tampa Bay 10/7	24	17	173	70.8	1	1	30	3/24
L-@Phoenix 10/14	25	9	61	36.0	0	2	13	4/27
W-@Tampa Bay 10/21	29	13	159	44.8	1	1	28t	2/14
L-Philadelphia 10/28	41	22	233	53.7	1	1	29t	2/18
L-N.Y. Jets 11/4	40	25	248	62.5	0	2	51	3/23
L-San Francisco 11/11	21	9	96	42.9	0	1	26	2/16
W-@L.A. Rams 11/18	32	17	303	53.1	3	1	61t	1/8
W-Washington 11/22	31	20	222	64.5	1	2	41	3/14
W-New Orleans 12/2	21	15	177	71.4	1	0	45	2/16
W-Phoenix 12/16	18	12	164	66.7	1	1	41	1/8
L-@Philadelphia 12/23	1	0	0	0.0	0	0	0	1/11
1991								
W-@Cleveland 9/1	37	24	274	64.9	2	0	23	2/9
L-Washington 9/9	42	27	242	64.3	3	0	29	2/18
L-Philadelphia 9/15	25	11	112	44.0	0	3	27	11/67
W-@Phoenix 9/22	20	12	150	60.0	0	0	26	1/11
W-N.Y. Giants 9/29	27	20	277	74.1	1	0	38	1/8
W-@Green Bay 10/6	41	31	287	75.6	1	0	26	0/0
W-Cincinnati 10/13	22	14	276	63.6	1	2	61	1/12
L-@Detroit 10/27	42	28	331	66.7	1	2	49	2/16
W-Phoenix 11/3	23	17	191	73.9	0	2	37	4/26
L-@Houston 11/10	39	24	260	61.5	1	0	25	3/19
L-@N.Y. Giants 11/17	25	16	150	64.0	0	0	22	1/8
W-@Washington 11/24	20	13	204	65.0	1	1	39	4/30



Vince Albritton

SAFETY • WASHINGTON

HT: 6-2 • WT: 216 • BORN: 7/23/62
FA FOR '91 • 9th YEAR



PRO: Vince Albritton is looking for a new beginning in 1992, trying to regain the form that earned him 24 straight starts in 1989-90 before injuries knocked him out of the starting lineup. Last season Albritton was originally released on the final cutdown (8/26) and then re-signed the following day after the roster was finalized. He then played in six games, primarily as a key contributor on special teams before fracturing his left forearm at Green Bay (10/6). He was placed on injured reserve for the remainder of the season on October 7. Only in 1988, when he was also limited to six games, has Albritton had a season cut so short during his eight NFL seasons. Before the injury Albritton had recorded six special teams tackles, ranking him fourth overall on the team, and he led the Cowboys with two solo tackles on special teams against the Giants (9/29). Along with his special teams duties Albritton also backed up James Washington at strong safety. After earning a spot on the roster as a free agent defensive back in 1984, Albritton moved to linebacker in 1985. He pulled a hamstring in training camp and was placed on injured reserve during preseason. Albritton was re-activated with seven games remaining and played well on special teams and as a linebacker in the 4-0 defense. In his first career start as strong safety, in place of an injured Bill Bates, Albritton recorded four tackles and recovered a fumble to set up a touchdown vs. Washington (10/12). In 1987 Albritton's play earned him the Cowboys' special teams player of the year award. A deep bruise to his left thigh, suffered during the preseason in 1988, landed Albritton on injured reserve until Oct. 28. Upon his return, he forced a fumble and recorded two sacks in three games before injuring his right thigh and missing two more games. His two sacks led all defensive backs. In 1989 Albritton put together his first full season as a starter and recorded 111 tackles, nearly triple his previous career-high of 42 tackles in 1986, and finished third on the team, second among defensive backs, in tackles. He reached double figures in tackles three times during the season, including a key performance in the Cowboys' win against Washington (11/5) when he recorded 10 tackles and picked off a Doug Williams pass for his first career interception. As a starter at strong safety the first eight weeks of 1990, Albritton led defensive backs with 63 tackles and was tied for the team lead with two fumbles recovered before suffering a season ending deep thigh bruise in the eighth game of the season. Until then he had been on pace to record a career-high 126 tackles, which would have been his second straight 100-tackle season. Albritton led the team in tackles in three games, including the team's season and his career-high 16 tackles at the Giants (9/30). GAMES/STARTS: 1984 (16/0), 1985 (7/1), 1986 (16/1), 1987 (11/1), 1988 (6/0), 1989 (16/16), 1990 (8/8), 1991 (6/0). Total - 86/27.

COLLEGE: Albritton played safety, linebacker and cornerback at Washington. As a strong safety his senior year, he led the Huskies' secondary in tackles and played in the Japan Bowl. An honorable-mention All-West Coast and second team All-Pac 10 pick in 1983, Albritton played in the same defensive backfield at Washington as Cowboys teammate Ray Horton.

PERSONAL: Vince Denader Albritton attended McClymonds High School in Oakland, CA, where he concentrated mostly on baseball, but in his senior year he led the football team to the Oakland Athletic League title, intercepting a league-leading and school-record eight passes and earning All-OAL honors. Vince graduated from high school with Rap singer MC Hammer. He majored in speech communications at Washington.

ALBRITTON, Cont.

ALBRITTON'S COWBOYS TOTALS

Year	Tackles			Sacks	QB Press.	Passes Def.	For. Fum.
	Solo	Ass.	Tot.				
1984	4	4	8	1	-	3	0
1985	5	3	8	0	-	2	0
1986	27	15	42	0	-	0	1
1987	23	12	35	0	-	2	1
1988	16	2	18	2	-	0	1
1989	75	36	111	0	5	4	2
1990	30	33	63	0	0	6	0
1991	1	0	1	0	0	0	0
Totals	181	105	286	3	5	17	5

Year	Pass Interceptions				
	No.	Yds.	Avg.	Long	TD
1989	1	3	3.0	3	0

Year	Opponents' Fumbles Recovered				
	No.	Yds.	Avg.	Long	TD
1984	1	0	0.0	0	0
1986	2	0	0.0	0	0
1989	1	0	0.0	0	0
1990	2	0	0.0	0	0
Totals	6	0	0.0	0	0



Gerald Alphin

WIDE RECEIVER • KANSAS STATE
HT: 6-3 • WT: 220 • BORN: 5/21/64
FA FOR '92 • 3rd YEAR



PRO: Veteran wide receiver Gerald Alphin joined the Cowboys in the offseason after two years with the New Orleans Saints. Last year Alphin saw action in the first five games of the season with the Saints, but did not record any receptions. He did not play in week six and then was deactivated week seven before being waived. Originally signed by the Saints as a free agent during the 1990 offseason, Alphin played in the final 11 games at wide receiver after being deactivated the first five weeks of the season. He saw most of his action in the Saints' four wide receiver sets, catching four passes for 57 yards. In his first NFL game, at Houston (10/21), Alphin recorded his first NFL reception, a 17-yarder. Before joining the Saints, Alphin spent four years in the Canadian Football League, three years with Ottawa and one with Montreal, amassing 219 receptions for 4,216 yards and 25 touchdowns. With Ottawa he caught 199 passes for 3,807 yards and 23 touchdowns, leading the Rough Riders in receiving in both 1988 and 1989 with 64 and 68 receptions, respectively. He finished second in the CFL with 1,471 yards receiving in 1989 and also threw a 14 yard touchdown pass. In each of his three years with Ottawa, he recorded over 60 receptions and 1,000 yards receiving. In 1986 Alphin went to training camp with the L.A. Raiders, but was released during preseason. He then signed with the Montreal Alouettes and saw action in six games, recording 20 receptions for 409 yards. After the season he was released by Montreal and signed with Ottawa. GAMES/STARTS: 1990 (11/0-NO), 1991 (5/0-NO). Total - 16/0.

COLLEGE: Alphin worked his way into the Wildcats starting line-up by the middle of his junior season and recorded 14 receptions for 256 yards and one TD. As a senior he earned all-Big Eight and honorable mention All-America honors while leading the team in receiving with 34 catches for 524 yards and three TDs.

PERSONAL: Gerald Alphin played wide receiver and tight end at University City High School in St. Louis, MO, earning all-state selection as a tight end his senior year. He also lettered in basketball and baseball. He is the founder of Omnipotent Investment Co. in St. Louis, where he works in the offseason. He majored in communications with an emphasis in radio and television broadcasting. He and wife Jeanette have a son, Devin (2/9/89).

ALPHIN, Cont.

ALPHIN'S NFL TOTALS

Receiving

Year	No.	Yds.	Avg.	Long TD
1990 (NO)	4	57	14.3	17 0



Bill Bates

SAFETY • TENNESSEE

HT: 6-1 • WT: 205 • BORN: 6/6/61

FA FOR '83 • 10th YEAR



PRO: A long-time Cowboy fan favorite, and an inspirational team leader, Bill Bates exemplifies the qualities of perseverance and dedication every time he steps onto the field. His streak of having played in the last 76 straight games is tied for the current club lead with Jim Jeffcoat and Mike Saxon. Prior to the 1990 season, Jimmy Johnson tabbed Bates as the Cowboys' special teams captain, and, 1991 his leadership and intelligence helped the Dallas special teams become one of the NFL's very best. Bates finished second on the team in special teams tackles last year with 22 stops. He was also on the field for more special teams plays than any other Cowboy player in 1991. He was also a very visible member of the Dallas nickel defense at the middle linebacker position picking up 28 solo tackles and five passes defended. His seven tackles (all solos) in the season opener tied for the Dallas team lead and marked Bates' highest individual tackle performance since 1989. He registered fumble recoveries on the punt coverage unit in back-to-back games against Phoenix (11/3) and Houston (11/10).

His recovery at the Oiler 10 yard line set up a Michael Irvin TD reception that sent the game into overtime. Bates tied for the team lead in fumbles recovered in '91 with two and he also forced a key Eagles fumble in the Cowboys' playoff clinching win in Philadelphia (12/15). Along with Mark Tuinei and Jim Jeffcoat, Bates has the longest current tenure as a Cowboy as all three players enter their tenth season this fall. His last minute interception at Chicago's Soldier Field preserved Dallas' 17-13 win in the team's triumphant return to the playoffs after a six year absence. Bates was one of only a handful of Dallas players who had previous post season experience as a Cowboy. In 1990, he led the Cowboys in special teams tackles with 23. He made a big play in the season opening win over San Diego. Bates' heads-up tackle on a fourth quarter fake punt attempt by the Chargers set the Cowboy offense up for the game winning drive. He also tied for second on the team in passes defended (seven) at the middle linebacker post on nickel situations. Bates forced two fumbles in 1990 and also picked up his 12th career pass interception at Tampa Bay — a fourth quarter theft that preserved the Cowboys third win of the season. One of the NFL's true success stories, Bates has been overcoming the odds his entire career, starting in 1983 when he made the team as a long shot free agent rookie. He immediately became a visible figure on the field with his ferocious special teams play. It was Bates' notoriety that helped propel the NFL into adding a spot on the Pro Bowl teams for special teams coverage players. In 1984 he became the first NFC player so honored. Bates was named the NFL Alumni Association's special teams player of the year in 1983 and '84. He led the Cowboys in punt returns in 1985. After leading all non-starters in tackles his first three seasons, Bates became the starting strong safety in 1986. He held the position for three seasons, leading the defensive backs in sacks in '86 and '87 and the team in solo tackles and total tackles in 1988. GAMES/STARTS: 1983 (16/1), 1984 (12/2), 1985 (16/0), 1986 (15/15), 1987 (12/11), 1988 (16/16), 1989 (16/0), 1990 (16/0), 1991 (16/0). Total-135/45.

BATES, Cont.

COLLEGE: Bates was a four-year starting safety at Tennessee. He was named second-team All-Southeastern Conference his junior and senior seasons. Bates developed a reputation as the Vols' hardest hitter and surest tackler. He intercepted nine passes and recovered six fumbles in his career.

PERSONAL: William Frederick Bates was born and raised in Knoxville, TN, where he starred in football, basketball and as a sprinter on the track team at Farragut High School. He was all-state in football and basketball. A 1985 NFL Man of the Year finalist, Bill supports the United Way, the Boys Clubs, the Special Olympics, the March of Dimes and other organizations. He serves as honorary chairman of the annual Wednesday's Child golf tournament benefitting Dallas-area orphans and of the Keystone Academy golf tournament for the learning disabled. Bill is also active in the Fellowship of Christian Athletes. He and wife Denise, a fashion model, live in Dallas. Bill has been named the winner of the Bob Lilly Award in each of the past two seasons. The Lilly Award is selected by a vote of the fans and annually goes to the Cowboy player who displays leadership and character on and off the field. Their family includes triplets Graham William, Brianna Gail and Hunter James (5/24/89) and Tanner Forest (2/18/91). The Bates family attends Park Cities Baptist Church in Dallas.

BATES' COWBOYS TOTALS

Year	Pass Interceptions				
	No.	Yds.	Avg.	Long	TD
1983	1	29	29.0	29	0
1984	1	3	3.0	3	0
1985	4	15	3.8	8	0
1987	3	28	9.3	28	0
1988	1	0	0.0	0	0
1989	1	18	18.0	18	0
1990	1	4	4.0	4	0
Totals	12	97	8.1	29	0


Opponents' Fumbles Recovered

Year	No.	Yds.	Avg.	Long	TD
1983	2	0	0.0	0	0
1984	1	0	0.0	0	0
1988	1	0	0.0	0	0
1991	2	0	0.0	0	0
Totals	6	0	0.0	0	0

Year	Tackles					QB	Passes For.	
	Solo	Asst.	Tot.	Sks.	Press.		Def.	Fum.
1983	54	30	84	4	-	-	4	1
1984	38	14	52	5	-	-	6	2
1985	38	13	51	1	-	-	3	2
1986	50	37	87	2 1/2	-	-	7	1
1987	46	35	81	3	-	-	4	1
1988	85	39	124	1/2	-	-	6	0
1989	24	10	34	0	2	3	3	0
1990	29	22	51	0	3	7	2	2
1991	28	5	33	0	3	5	1	1
Totals	392	205	597	16	8	45	10	

Punt Returns

Year	No.	FC	Yds.	Avg.	Long	TD
1985	22	6	152	6.9	21	0



Steve Beuerlein

QUARTERBACK • NOTRE DAME
HT: 6-2 • WT: 209 • BORN: 3/7/65
TRADE, RAID., '91 • 5th YEAR



PRO: The preseason trade that brought Steve Beuerlein to the Cowboys from the Raiders on August 25 of 1991 paid tremendous dividends on November 24 when Beuerlein received the call to relieve the injured Troy Aikman in a tough spot at RFK Stadium in Washington. With Dallas holding onto a third quarter (14-7) lead over the undefeated Redskins, Beuerlein coolly stepped into the Dallas huddle — completed seven of 12 pass attempts for 109 yards and a TD — and finished directing the Cowboys to a 24-21 win over Washington. Beuerlein then started the remaining four games on the Cowboys regular-season schedule and guided the team to victories in every assignment. He threw a touchdown pass in each of those four wins, over Pittsburgh, New Orleans, Philadelphia and Atlanta while pushing the Cowboys into their first playoff appearance since 1985. In 1991 Beuerlein attempted 111 straight passes without an interception — the sixth longest streak in team history — while

BEUERLEIN, Cont.

leading the Cowboys to come-from-behind victories in the fourth quarter of each of the last three regular-season games. In the fourth quarter of all of his regular-season outings last year, Beuerlein was 20 of 33 for 328 yards and three touchdowns. His first start as a Cowboy was a very productive outing against Pittsburgh (11/28) where he completed 14 of 25 passes for 217 yards and a 66-yard scoring strike to Michael Irvin. He threw a season-high 18 completions vs. Atlanta (12/22) while turning in his second highest career total for passing attempts in that outing with 35. In the 49 offensive possessions he engineered last year, 29 ended inside the opponents' 37 yard line including nine TD's, 10 field goals and six missed field goals. Beuerlein's streak of throwing one touchdown-per-game was extended to six straight weeks when he guided the Cowboys to the club's first playoff win since 1982 with a 17-13 NFC wild-card victory over the Bears (12/29) at Soldier Field. In 19 NFL regular season starts, Beuerlein now has a record of 12-7 (8-7 with the Raiders). After missing the Raiders' 1990 training camp due to a contract dispute, Beuerlein did not play in any games that year for Los Angeles. In 1989, he started seven games and led the Raiders in passing with 108 completions on 217 attempts for 1,677 yards and 13 TD's. He started eight games in 1988 and turned in his career-best passing yardage day with 375 yards against the Rams (9/18). Drafted in the fourth round by the Raiders in 1987, Beuerlein missed the entire '87 season with a foot injury that followed an impressive preseason camp. The 110th player taken in the 1987 draft, Beuerlein was the 8th quarterback selected that year, behind Vinny Testaverde, Kelly Stouffer, Chris Miller, Jim Harbaugh, Cody Carlson, Mark Vlasic and Rich Gannon. **GAMES/STARTS:** 1987 (IR-Raid.), 1988 (10/1-Raid.), 1989 (10/7-Raid.), 1990 (0/0-Raid.), 1991 (7/4). Totals - 27/19 (Dallas-7/4).

COLLEGE: A four-year starter at Notre Dame, Beuerlein holds nearly every passing and total offense record for the Fighting Irish. As a senior he completed 151 of 259 passes for 2,211 yards with 13 TD's en route to being named honorable mention All-America by the Associated Press. He was also voted offensive player of the year by his teammates after his final season in which his completion and yardage totals were the second-best single-season figures in school history. Beuerlein holds Notre Dame career passing marks for attempts (850), completions (473), yardage (6,527) and total offense (6,459). He also set the school record for consecutive attempts without an interception (119). He finished his career by completing 12 of 15 passing attempts for 148 yards in the Blue-Gray Game. As a sophomore he set the school single-season completion percentage mark (60.3%) while leading his team to an Aloha Bowl berth. He became a starter in the fourth game of his freshman year.

PERSONAL: Steve Beuerlein was born in Hollywood, CA and attended Servite High School in Anaheim. A two year letterman in football, he earned All-America recognition from Scholastic Coach Magazine. As a senior, he set school records for completions, yards and touchdown passes. He also was named the Orange County player of the year after leading his school to the No. 1 ranking in the state in his final prep season. Beuerlein was also a stand out performer in basketball, baseball and as a diver on the swimming team. Last February, Beuerlein displayed his athletic versatility at the Superstars competition in Cancun where he qualified for the finals of the event and finished fifth. Steve is involved in several charitable activities in the off-season including active roles with Athletes and Entertainers for Children, the Party Smart Campaign, and the Cystic Fibrosis Foundation. Beuerlein majored in American Studies at Notre Dame.

BEUERLEIN, Cont.

BEUERLEIN'S COWBOYS TOTALS

Year	Rushing					TD
	No.	Yds.	Avg.	Long		
1988 (Raid.)	30	35	1.2	20		0
1989 (Raid.)	16	39	2.4	11		0
1991	7	-14	-2.0	-1		0
Totals	53	60	1.1	20		0

Year	Att.	Comp.	Passing			Long	Sks./Yards	Rating
			Yards	Pct.	TD			
1988 (Raid.)	238	105	1,643	44.1	8	57	26/215	66.6
1989 (Raid.)	217	108	1,677	49.8	13	67	22/175	78.4
1991	137	68	909	49.6	5	66	6/49	77.2
Totals	592	281	4,229	47.5	26	67	54/439	73.4

Other stats include one pass reception for 21 yards in 1988

SINGLE-GAME BESTS

Att. — 38 vs. Rams, 9/18/88
 Comp. — 19 vs. Rams, 9/18/88
 Yards — 375 vs. Rams, 9/18/88
 Comp. Perc. — 68.2 vs. S.D., 9/10/89
 Long — 67t vs. Phoe., 12/10/89
 TDs — 3 @ Hou., 9/11/88
 Ints. — 3 @ Hou., 11/19/89
 Consec. Att. w/o Int. — 114, 12/24/89 to 12/22/91
 Long Rush — 20 @ S.D., 11/6/88



Ricky Blake

RUNNING BACK • ALABAMA A&M
 HT: 6-2 • WT: 244 • BORN: 7/15/67
 FA FOR '91 • 2nd YEAR

46

PRO: Ricky Blake's travel plans in 1992 should be much simpler than the past couple years when he spent time playing football for a semi-pro team in Oklahoma City, San Antonio of the World League and Winnipeg of the Canadian Football League before joining the Cowboys. Blake signed with Dallas on July 18, 1991, as a free agent and proceeded to earn a roster spot with his hard-hitting running and solid blocking skills. "He's a big ox, truly an ox," Cowboys running backs coach Joe Brodsky said. "He's got nice balance; he's strong; and has speed. He's a fullback-type guy with halfback skills." After earning a roster spot, Blake was forced to spend the first four weeks of the season on injured reserve with a neck problem that developed during his grueling spring and summer football schedule. Blake returned from I.R. on September 25, seeing action in two games, but he made the most of those appearances. He carried six times for 38 yards against Cincinnati (10/13), including a 30 yard touchdown run on his first NFL carry. With that score, Blake has a touchdown in three different pro leagues: NFL, CFL and World League. Two weeks later against Phoenix (11/3) he had a season-high nine carries for 42 yards and recorded his first NFL reception, a five-yard gain, but on the last play of the game Blake suffered a season-ending right hip fracture. He still finished the year second on the team in rushing and averaged 5.3 yards per carry. Blake spent the entire offseason rehabilitating the injury. Before joining the Cowboys, Blake spent the spring with the San Antonio Riders, seeing action in nine games. He finished third in the WL in rushing with 554 yards, including a World League record 140 yards rushing against Raleigh-Durham on April 15. Two weeks later Blake, who earned first-team All-World League honors, caught a single-game season-high five passes at Birmingham (4/29). He had two multiple touchdown games, against Orlando (3/25), in the Riders' season-opener, he logged two touchdowns, including his only touchdown catch of the season, and vs. Montreal (5/19) he rushed for two touchdowns. Nicknamed "Amtrak" due to his size and running style, Blake was the first running back to wear the helmet cam tele-

BLAKE, Cont.

vision camera. Following the World League season, Blake spent two weeks in training camp with Winnipeg before joining the Cowboys in Austin. Originally signed as a free agent by the Blue Bombers in 1989, Blake did not play until the 11th game of his rookie season, then started all six of the games he played over the final eight weeks of the year. In his professional debut against British Columbia, Blake rushed for 92 yards on 20 carries. Two weeks later in Edmonton, he gained 107 yards on 17 carries. Blake injured an ankle before the start of his second season, and, due to a limit on the number of American players on Canadian rosters, never regained his spot. Late in 1990 he played briefly with a semi-pro team in Oklahoma City. **GAMES/STARTS:** 1991 (2/0).

COLLEGE: After two years at Northwest Mississippi Junior College, Blake transferred to Alabama A&M. However, he left prior to his first season with the Bulldogs, because the coaching staff was fired.

PERSONAL: Ricky Darnell Blake attended Lincoln County, TN, High School, and growing up, his childhood hero was former Cowboys great Tony Dorsett. Blake majored in criminal justice at Alabama A&M. His brother, Eddie was an All-America guard at Auburn and was drafted by the Dolphins in the second round in 1992.

BLAKE'S COWBOYS TOTALS

Rushing						Receiving					
Year	No.	Yds.	Avg.	Long	TD	Year	No.	Yds.	Avg.	Long	TD
1991	15	80	5.3	30t	1	1991	1	5	5.0	5	0

**Michael Brooks**

SAFETY • NORTH CAROLINA STATE
HT: 6-0 • WT: 189 • BORN: 3/12/67
FA FOR '90 • 2nd YEAR




PRO: Michael Brooks is looking to take part in rebuilding the Cowboys defensive secondary in 1992 after recovering from last season's knee injury. He demonstrated his speed and big-play ability through the first month of training camp, battling for a spot in the defensive backfield, but at Kansas City, in the first preseason game of the year, Brooks suffered a torn anterior cruciate ligament in his left knee and spent the season on injured reserve. Brooks originally joined the Cowboys as a member of the practice squad on November 7, 1990 after being released by San Diego on the final cut of the preseason. Brooks was activated December 10, after late-season injuries to Issiac Holt and James Washington left the defensive backfield thin. In three games Brooks recorded two special teams tackles and downed a punt on the one-yard line at Philadelphia (12/23). Originally signed as a free agent by San Diego in May, 1989, he spent the first 14 weeks of the season on the developmental squad before being activated for the final two games. His only game action as a rookie came as a nickel back and on special teams in the season finale against Denver (12/24). **GAMES/STARTS:** 1989 (1/0-S.D.), 1990 (3/0), 1991 (IR). Total - 4/0 (Dallas-3/0).

COLLEGE: An honorable mention All-America in 1988, Brooks started at free safety and finished second on the team in tackles with 82 as a senior. He intercepted two passes and batted away eight others to help the Wolfpack over Iowa in the 1988 Peach Bowl. As a junior Brooks led North Carolina State in tackles with 105, including a career-high 13 against South Carolina. He played outside linebacker as a freshman but moved to free safety before the 1986 season. Brooks finished his colleg-

BROOKS, Cont.

iate career with 277 tackles, 30 passes defended, eight interceptions, four forced fumbles and two fumble recoveries.

PERSONAL: Michael Antonio Brooks was an all-state running back and linebacker at Page High School in Greensboro, NC. He led his high school team to three straight state titles and won the state championship in the 100-meter dash as a senior. An All-America sprinter, Brooks helped North Carolina State win three straight ACC outdoor track titles. Brooks majored in business management at North Carolina State.



Larry Brown

CORNERBACK • TCU

HT: 5-11 • WT: 182 • BORN: 11/30/69

D-12 FOR '91 • 2nd YEAR



PRO: Alvin Harper and Larry Brown entered training camp last season at opposite ends of the spectrum. While Harper was a first-round selection, the 12th player selected overall, and the second wide receiver taken in the draft, Brown was a 12th-round selection, the 320th player taken overall and the 57th defensive back selected. Harper was the Cowboys future at wide receiver, while Brown entered training camp one step ahead of the rookie free agents. Once in Austin, however, Brown began turning heads with his tight coverage of Harper during the passing drills. "Larry has owned Harper," secondary coach Dave Campo said during camp. "And the way (Harper) has looked, that's saying something." Campo wasn't alone in his assessment of Brown, "Larry is the best corner I've faced as far as guys who were in college last year," said Harper, who at Tennessee in 1990 faced Rams' first-round draft choice Todd Lyght, formerly of Notre Dame. Brown far exceeded any Cowboys expectations and joined the ranks of other secondary long-shots who have become Cowboys over the years: Cliff Harris, Everson Walls, Bill Bates, Vince Albritton and Robert Williams. Only the eighth of 31 12th-round draft choices in Cowboys history to make the active roster, Brown finished the season eighth on the team in tackles with 68, third among defensive backs. At Phoenix (9/22), four weeks into the season, Brown broke into the starting lineup, becoming the first rookie to start at right cornerback since Dec. 21, 1987, when Ron Francis started against the Rams. The Phoenix game also marked the first time in team history a 12th-round draft choice started as a rookie. Brown is only the third 12th-rounder to ever start a game for Dallas, and in his first start he recorded seven tackles, one for a loss, and a pass defended. The following week against the Giants (9/29) he recovered a fumble at Dallas' one-yard line. For the season Brown earned 13 starts and finished second on the team in passes defended with 18. Against Houston (11/10) Brown had a single-game career-high 11 tackles and four passes defended. Two weeks later against the undefeated Washington Redskins (11/24) he recorded his first NFL interception, returning it 20 yards. His second career interception came at Philadelphia (12/15) and set up a third quarter field goal. In the playoffs Brown led the team in passes defended with three, tied for fourth with 10 tackles and also intercepted a Jim Harbaugh pass in the endzone against Chicago (12/29). Brown's play in 1991 earned him selection to the Pro Football Writers, Football News, Pro Football Weekly and Football Digest All-Rookie teams. He chose the uniform number 24 after making the team because of his admiration of former Cowboys cornerback Everson Walls who wore No. 24 for Dallas from 1981-89. The last Cowboys' 12th-round draft choice to make the active roster was another TCU product, Scott Ankrom in 1989. GAMES/STARTS: 1991 (16/13).

BROWN, Cont.

COLLEGE: A two-year starter at cornerback for TCU, Brown recorded 75 tackles and led the team with 10 passes defended as a senior. He earned Most Valuable Player honors in the Blue-Gray All Star Game following his senior season. As a junior Brown registered 27 tackles before suffering a season-ending foot injury in the fifth game of the year. Brown transferred to TCU after two years at Southwest Community College in Los Angeles, where he was a standout in football and track, earning football all-league honors in 1988.

PERSONAL: Larry Brown was an All-City selection in both football and track at Los Angeles, CA, High School. He was a criminal justice major at TCU.

BROWN'S COWBOY TOTALS

Year	Tackles			QB Press.	Passes Def.	For. Fum.
	Solo	Asst.	Tot.			
1991	55	13	68	1(-1)	0	18

Pass Interceptions

Year	No.	Yds.	Avg.	Long	TD
1991	2	31	15.5	20	0

Opponents' Fumbles Recovered

Year	No.	Yds.	Avg.	Long	TD
1991	1	0	0.0	0	0



Tony Casillas

DEFENSIVE TACKLE • OKLAHOMA
HT: 6-3 • WT: 280 • BORN: 10/26/63
TRADE, ATLANTA, '91 • 7th YEAR



PRO: Another key trade that helped accelerate the Cowboys return to the playoffs was the (7/22/91) training camp deal that brought former Lombardi Trophy Winner Tony Casillas to Dallas after five years with the Atlanta Falcons. In starting all 16 games at left tackle in 1991, Casillas became a run stopping force on a Dallas defense that finished the season as the NFL's eighth best unit against the run (98.2 yards per game). After five years as a nose tackle with Atlanta, Casillas made a smooth transition to the left tackle spot on the Cowboys even front. He finished the year tied for third on the team in tackles for loss (5 for -17) and quarterback pressures (14). His most productive day as a Cowboy came in the playoff clinching win at Philadelphia (12/15) when he recorded a season high nine tackles (five solos), three quarterback pressures and one tackle behind the line of scrimmage. His nine stops against the Eagles tied for the season high among Dallas defensive linemen last year. He earned a game ball following a solid performance against Cincinnati (10/13) that included seven tackles, a sack of Boomer Esiason, and a forced fumble that Dallas recovered at the Bengals 26 yard-line in the fourth quarter. Casillas finished the '91 season with a career high 2.5 sacks and was ranked ninth on the team in tackles with 61. In 1989 — his last full season as a starting nose tackle for Atlanta — Casillas earned second-team All-Pro honors after recording a career-high 152 tackles to finish second on the squad. He also registered career high figures for fumble recoveries (3) and quarterback pressures (16) in 1989. In 1990, Casillas played in only nine games, backing-up all-rookie selection Tory Epps. The second player selected in the 1986 draft (after Bo Jackson was taken by Tampa Bay), Casillas was a consensus rookie of the year choice after recording 111 tackles. He helped turn around a Falcons' defense that went from 28th in the NFL in 1985 to seventh in the league in 1986. Casillas was a Pro Bowl alternate in both 1987 (Carter and McMichael) and 1988 (Millard and Carter). A starter in all 57 games he played from 1986-89, he missed three games in 1987 with a stress fracture and three others because of the strike. Casillas recorded a

CASILLAS, Cont.

single-game career-high 16 tackles against San Francisco (12/4/88). **GAMES/STARTS:** 1986 (16/16-Atl.), 1987 (9/9-Atl.), 1988 (16/16-Atl.), 1989 16/16-Atl.), 1990 (9/0-Atl.), 1991 (16/16). Totals - 82/73 (Dallas 16/16).

COLLEGE: A two-time All-America at Oklahoma, Casillas was named the Big Eight Conference's Defensive Player of the Decade for the 1980s. The offensive player for that same distinction was Barry Sanders. Casillas won the Lombardi Trophy in 1985 when he set a school record with 21 tackles behind the line of scrimmage for a Sooner defense that led the nation. He recorded four sacks in a game against Iowa State and had a season-high sack total of 10 as a junior. He was a teammate of Troy Aikman while at Oklahoma.


PERSONAL: Tony Steven Casillas starred in football and baseball at East Central High School in Tulsa, OK, and he later received his degree in communications from Oklahoma. Last year he served as a spokesman for the Austin Police Department in an effort to educate youngsters as to the dangers of joining a gang. Casillas owns a Days Inn Hotel in Pittsburgh. His wife, Dr. Lisa Clayton, is a doctor in Atlanta. Casillas is an avid golfer.

CASILLAS' PRO TOTALS

Year	Solo	Asst.	Tot.	Loss	QB Press.	Forced Fumbles
1986 (Atl.)	55	—	111	1	11	2
1987 (Atl.)	38	34	72	2	15	1
1988 (Atl.)	62	49	111	2	13	3
1989 (Atl.)	98	54	152	2	16	2
1990 (Atl.)	18	14	32	1	4	0
1991	23	38	61	2.5	14	1
Totals	294	245	539	10.5	63	9

Opponents' Fumbles Recovered

Year	No.	Yds.	Avg.	Long	TD
1986 (Atl.)	1	0	0.0	0	0
1987 (Atl.)	1	0	0.0	0	0
1988 (Atl.)	1	0	0.0	0	0
1989 (Atl.)	3	0	0.0	0	0
1991	1	0	0.0	0	0

**Bernard Clark**

LINEBACKER • MIAMI

HT: 6-2 • WT: 248 • BORN: 1/12/67

FA FOR '92 • 3rd YEAR



PRO: One of the Cowboys' four Plan B acquisitions in the spring of 1992, Clark will compete for a spot at middle linebacker after coming over to the Cowboys from the Cincinnati Bengals. Although new to Dallas, Clark is more than familiar with the Cowboys' 4-3 defense, having been a starting middle linebacker in the same scheme for the University of Miami in two national championship games (1987 and 1989). He was originally a third round draft choice of the Bengals in 1990. As a rookie, Clark played in 14 games as a reserve at linebacker and registered nine tackles (seven solos). He also added another tackle on special teams. In 1991, he was released by Cincinnati after two games and then signed by the Seattle Seahawks for three games. After being released by Seattle, Clark was then re-signed by Cincinnati where he played the remaining ten games of the '91 season. As a Bengal, he recorded eight tackles and five special teams tackles last year. **GAMES/STARTS:** 1990 (14/0-Cin.), 1991 (11/0-Cin., 3/0-Sea.). Total (28/0).


CLARK, Cont.

COLLEGE: As a senior at Miami, Clark earned honorable mention All-America honors in leading the 1989 Hurricanes' to a win over Alabama in the Sugar Bowl and the national championship. In that season's big game vs. top ranked Notre Dame, Clark registered 18 tackles (13 solos) and returned an interception 50 yards to set up a Miami touchdown in the 27-10 UM victory. As a sophomore, Clark was a last minute replacement as the starting middle linebacker in the Orange Bowl game against Oklahoma that followed the 1987 season. He went on to earn MVP honors in that game, helping the Hurricanes to a 20-14 win and a national title.

PERSONAL: Clark was a business management major at Miami. Throughout his college and professional career, he has been active in several drug education programs for youngsters. His current Cowboy teammates include many former Miami players such as Jimmie Jones, Russell Maryland, Maurice Crum, Michael Irvin and Alfredo Roberts. Clark is an active member of the Athletes in Action organization.

CLARK'S PRO TOTALS

Year	Solo	Asst.	Tot.	Sacks	Forced Fumbles	Fum. Rec.
1990 (Cin.)	7	2	9	0	0	0
1991 (Cin/Sea)	5	3	8	0	0	0
Totals	12	5	17	0	0	0



Reggie Cooper

LINEBACKER • NEBRASKA

HT: 6-2 • WT: 215 • BORN: 7/11/68


FA FOR '91 • 2nd YEAR



PRO: Reggie Cooper brings a combination of speed and big-play ability to the Cowboys' linebacking corps. He was activated by the Cowboys on October 31 after spending the first eight games of the season on the practice squad. Against Phoenix (11/3), in his first NFL game, he recorded two special teams tackles. The following week at Houston (11/10) Cooper strained his left quadricep and was placed on injured reserve November 11. He was re-activated December 6, but did not see any action the final three weeks of the season. Originally signed as a free agent in the spring of 1991, Cooper was released on the cut down to 60 players but then re-signed to the practice roster a week later. He returned an interception 62 yards for a touchdown in a training camp scrimmage against Houston on July 25. GAMES/STARTS: 1991 (2/0).

COLLEGE: A two-time All-Big Eight selection at strong safety, Cooper finished third in tackles and tied with 1991 first-round choices Bruce Pickens and Mike Croel for the team lead in passes broken up on a Nebraska defense that led the conference and finished seventh in the nation in yards allowed. With 187 career tackles, Cooper, who was a two-time nominee for the Jim Thorpe Award, set a school mark for a defensive back. During his collegiate career, Nebraska compiled a 40-9 record, including appearances in four New Year's Day bowl games. After earning the starting strong safety job as a sophomore, Cooper led the secondary in tackles the next three seasons, while Nebraska led the Big Eight in pass defense in 1988 and 1990. In 1989 he became the only Nebraska player to lead the conference in interceptions.

PERSONAL: Reggie Cooper earned Louisiana Defensive Player of the Year and All-America honors as a senior when he led Slidell, LA, High School to the state championship game. His No. 2 football jersey was retired by the high school where he also starred in basketball and track. Cooper majored in general studies at Nebraska.



Frank Cornish


CENTER/GUARD • UCLA
HT: 6-4 • WT: 295 • BORN: 9/24/67
FA FOR '92 • 3rd YEAR



PRO: Although Frank Cornish will be a newcomer to the Dallas offensive line in 1992, he is no stranger to an offensive unit that is directed by Troy Aikman. Acquired as a Plan B free agent in March, Cornish's relationship to Aikman dates back to their collegiate days at UCLA where they made up the starting center/quarterback combination for two complete seasons in 1987 and 1988. After starting his third and final season for the Bruins in 1989, Cornish was drafted in the sixth round (143rd player overall) by the San Diego Chargers in 1990. Thrust into the starting center position only days before the start of his rookie season, Cornish handled the pressure and the assignments that accompanied 16 straight regular season starts as a rookie. His first NFL game and start came in Texas Stadium in Dallas' 17-14 win over the Chargers to start the 1990 season (9/9). That successful performance in 1990 led to his being named to the all-rookie teams selected by College & Pro Football Newsweekly, Football Digest and Football News. Last year, he served as a back-up to Pro Bowl alternate Courtney Hall at the center spot, where Hall had been the starter throughout the 1989 season. While seeing action in all 16 regular season games in 1991, Cornish served as the team's long snapper on extra points and field goals — a position he will compete for in Dallas in 1992. GAMES/STARTS: 1990 (16/16-S.D.), 1991 (16/0-S.D.). Total - (32/16).

COLLEGE: A three-year starter for UCLA, Cornish earned first-team All-America recognition from the Football News and was an all-Pac 10 second team selection following his senior year. He was a starter on Bruin teams that were victorious in the Aloha and Cotton Bowls. He finished his career ranked fourth in the school's weight room record book with a three lift (bench, squat and clean) total of 1,253 pounds.

PERSONAL: Frank Edgar Cornish was born in Chicago, IL. He was one of the most highly recruited linemen in the country coming out of Mt. Carmel High School in Chicago. He earned three letters as a two way tackle in high school. His father, Frank, played defensive tackle for the Miami Dolphins in 1970 and 1971. Frank was a history major at UCLA.



Brad Daluiso

KICKER • UCLA
HT: 6-2 • WT: 207 • BORN: 12/31/67
FA FOR '92 • 2nd YEAR



PRO: In July of 1991 Brad Daluiso started his NFL career as a free agent kicker with Green Bay, but by January he was kicking-off to start Super Bowl XXVI for the AFC Champion Buffalo Bills. Originally signed as a rookie free agent by Green Bay in 1991, Daluiso handled all the Packers kicking chores in preseason while veteran kicker Chris Jacke was involved in a contract holdout. During the preseason Daluiso hit seven of eight field goals, including kicks of 44 and 42 yards, and all 12 of his extra point attempts. On August 26, two days after Jacke signed, Daluiso was traded to the

DALUIO, Cont.


Atlanta Falcons where he opened the regular season as the Falcons kicker, and against Kansas City (9/1), in his first NFL regular season game, he hit a 20 yard field goal. The following week, against Minnesota (9/8), he was one-of-two on field goal attempts, hitting a 23-yarder, and two-of-two on extra points. After the Minnesota game the Falcons waived Daluio, and he was claimed by Buffalo on September 10. Daluio had an impressive start handling kickoffs in Buffalo, putting his first kickoff out of the zone, and against Indianapolis (10/13) four of his seven kickoffs went for touchbacks. For the season Daluio had 26 touchbacks on 78 kickoffs (33.3%), and in three playoff games he handled 16 kickoffs, recording five touchbacks. In February he joined the Cowboys as a Plan B signee and is set to compete for the vacant kicker spot on the Dallas roster. GAMES/STARTS: 1991 (2/0-Atl.; 14/0-Buf.)

COLLEGE: A second-team All-Pac 10 selection, Daluio took over as UCLA's kicker his senior year. He hit 13-of-19 field goals, including 11-of-12 inside of 40 yards, and 32-of-33 PAT tries in 1990 to lead the Bruins in scoring. After making the team as a walk-on in 1989, he handled 46 of the team's 48 kickoffs, reaching the goal line (or deeper) on 30 of his 46 kicks (65.0%) and recording 20 touchbacks. In 1987 Daluio was a member of the Grossmont (Calif.) Junior College soccer team before becoming a kickoff specialist on the football team in 1988. He attended San Diego State in 1986 but did not play football.

PERSONAL: Bradley William Daluio (DAAH-loo-ee-so) was born in San Diego, CA, and attended Valhalla High School in El Cajon, CA, earning letters in soccer, while leading the team to the 1986 CIF 3A soccer championships, and tennis. He majored in sociology at UCLA.

DALUIO'S NFL TOTALS

		Scoring						
Year		TD		PAT	FG	Pts.		
1991 (Atl.)	0		2/2	2/3	8		
		Field Goal Accuracy						
Year		11-19	20-29	30-39	40-49	50+	Total	
1991 (Atl.)	0-0	2-3	0-0	0-0	0-0	2-3	
							Pct. .667	



Dixon Edwards

LINEBACKER • MICHIGAN STATE
HT: 6-1 • WT: 224 • BORN: 3/25/68
D-2 FOR '91 • 2nd YEAR



PRO: When Dixon Edwards was activated from injured reserve on September 25, he became an integral part of the special teams that were acknowledged as the best in the National Football League in 1991. In only 12 games Edwards made 10 special teams tackles to tie for fourth on the squad. Later in the season when he received opportunities to play with the defense, Edwards made similar contributions to that unit. In his first significant playing time with the regular defense, in place of injured starting weakside linebacker Vinson Smith, against Cincinnati (10/13), Edwards forced an incompletion while covering Pro Bowl running back James Brooks in the endzone on a 3rd-and-goal from the one yard line in the third quarter with Dallas holding onto a 21-17 lead. On the Bengals' next series, Edwards snuffed Brooks for no gain at the Cowboys' nine and Cincinnati again had to settle for a field goal. In the fourth quarter, Edwards, who finished the day with five tackles, returned his first career interception 36 yards for a touchdown to seal the Cowboys' 35-23 win. It was the

EDWARDS, *Cont.*


first interception by Edwards since high school, thus earning him the nickname "Stonehands" in college. When he came to Dallas his problem with catching the ball was found to be not with his mitts but due to his eyesight, which was corrected prior to training camp. Against Phoenix (11/3) in his first NFL start, Edwards again made five tackles. He split time with Smith at weakside linebacker late in the season, when Dallas was winning five straight games to make the playoffs, and in the post-season victory over Chicago (12/29). Edwards was hampered in training camp by a hamstring problem that forced him onto injured reserve for the first four games of the season. The fourth linebacker taken in the 1991 draft (Mike Croel, Denver; Alfred Williams, Cincinnati; Roman Phifer, Rams), Edwards was selected with the highest choice Dallas has used on a linebacker since Billy Cannon was selected in the first round in 1984. GAMES/STARTS: 1991 (12/1).

COLLEGE: Named Michigan State's Co-Defensive Player of the Year as a senior, Edwards led the Spartans with a single-game career-high 16 tackles in their upset of then-No. 1 ranked Michigan. In his first season as a starter in 1989, Edwards finished second on the club in tackles and tied for the team lead in tackles for a loss to earn honorable mention All-America honors. Over one three-game stretch his junior year, Edwards tallied 14 tackles against Miami, 13 vs. Michigan and 14 against Iowa. The Spartans compiled a 31-14-3 record, earned at least a share of two Big 10 titles, and played in four bowl games during Edwards' collegiate career.

PERSONAL: Dixon Edwards III earned all-district honors as a tight end and defensive tackle at Aiken High School in Cincinnati, OH. His father, Dixon, Jr. played fullback at Marshall University from 1958-61. A building construction major at Michigan State, Dixon and wife Secola have twins, son Dixon, IV, and daughter Taylor (8/19/91).

EDWARDS' COWBOYS TOTALS

Year	Tackles			Sacks	QB Press.	Passes		For. Fum.
	Solo	Asst.	Tot.			Def.		
1991	10	8	18	0	0	2		0
Year	Interceptions			Yds.	Avg.	Long	TD	
	No.							
1991	1			36	36.0	36t	1	



Kenneth Gant

CORNERBACK/SAFETY • ALBANY STATE

HT: 5-11 • WT: 188 • BORN: 4/18/67

D-9 FOR '90 • 3rd YEAR



PRO: A reserve cornerback in his first two seasons with Dallas, Kenneth Gant will be given a look at the strong safety position this fall. Last year, Gant established himself as one

of the NFL's premier special teams players and received some Pro Bowl consideration from his peers around the NFC. Gant led Dallas with 25 special teams tackles (18 solos) while participating in the teams's third highest number of special teams plays for the season. He excelled at making the big hit on kickoff and punt coverage units, while also developing into a solid kickoff return man in the last nine games of the season. Gant played cornerback in several of the Cowboys' multiple defensive back alignments last year and made his first NFL start at left corner against the Giants (11/17). He finished the year with 14 tackles from the cornerback position to go along with three passes defended. He also registered his second career interception on the

GANT, Cont.

last play of the first half of the Cowboys 23-14 win over New Orleans (12/8). He tied or led the team in special teams tackles in four games last year, while earning a game ball after the Cincinnati game (10/13) when he had four kick coverage stops. Gant forced one fumble on the punt coverage unit vs. Philadelphia on 9/15, and he recovered that Eagle miscue on the Philly 11 yard line. He returned six kickoffs for 114 yards with a long of 26 yards vs. Houston (11/10). Gant earned a roster spot as a rookie in 1990 on the strength of his fine speed, and limitless potential. Playing in 12 games in 1990, he quickly learned the intricacies of becoming a productive special teams performer in the NFL. He recovered Issiac Holt's blocked punt vs. Philadelphia (10/28), setting up a fourth quarter TD that put Dallas ahead until a last minute Eagle TD pass. His first career interception came against Phoenix (12/6) setting up Dallas' final touchdown in a 41-7 Cowboy win. He played in his first league game against Tampa (10/7) and was a late season contributor to the secondary in certain passing situations. He broke up three passes and recorded seven special teams tackles. GAMES/STARTS: 1990 (12/0), 1991 (16/1). Total - (28/1).


COLLEGE: A four-year starter for the Golden Rams of tiny Albany State (GA), Gant recorded 158 tackles, 14 interceptions, 17 passes defended and recovered four fumbles during his collegiate career. He also missed only one game in his Albany State career. He averaged 23.2 yards per return on his five interceptions as a senior, including one returned 46 yards for a touchdown against Morris Brown College. Gant also blocked a punt for a safety against West Virginia State.

PERSONAL: The third player ever drafted by the Cowboys from Albany State, Gant is the first from that school to ever play for Dallas. One of the most successful NFL players from Albany State's conference, the Southern Intercollegiate Athletic Conference, is former Cowboy great Rayfield Wright, from Fort Valley State. Kenneth Gant majored in criminal justice at Albany State. He graduated from Kathleen High School in Lakeland, FL. Gant is active in several off-season charitable pursuits. He and his wife Aris were married in April of 1992.

GANT'S COWBOYS TOTALS

Tackles						Interceptions					
Year	Solo	Asst.	Tot.	Sacks	QB Press.	Passes Def.	For.	Fum.	Year	No.	Yds.
1990	9	0	9	0	0	3	1		1990	1	26
1991	9	5	14	0	0	3	0		1991	1	0
Totals	18	5	23	0	0	6	1		Totals	2	26

Opponent's Fumbles Recovered						Kickoff Returns					
Year	No.	Yds.	Avg.	Long	TD	Year	No.	Yds.	Avg.	Long	TD
1991	1	0	0.0	0	0	1991	6	114	19.0	26	0



John Gesek

GUARD • CAL STATE-SACRAMENTO
HT: 6-5 • WT: 279 • BORN: 2/18/63
TRADE, RAID, '90 • 6th YEAR




PRO: Over the past two seasons, John Gesek has become a cornerstone on the Cowboys offensive line, starting 28-of-the-past-30 games at right guard and 29-of-33 games for his career in Dallas. In 1991 he started the first 14 games of the season at right guard before suffering a sprained left ankle against New Orleans (12/8). The injury limited him to playing only during short yardage situations against Philadelphia (12/15), but he returned to the starting lineup the following week against Atlanta (12/22) and for both playoff games. For his performance against Phoenix (11/3),

GESEK, *Cont.*

he received a game ball as the Cowboys rolled up 121 yards rushing in a 27-7 victory. Gesek played a key role in blocking for Emmitt Smith who led the NFL in rushing in 1991 and became the first player to run for over 100 yards in the playoffs against the Chicago Bears, a record dating back to 1932 and spanning 27 games. Dallas was also the only team to have a player rush for over 100 yards against New Orleans. For the season Gesek and the offensive line led Smith to eight 100 yard rushing days and helped land four offensive players (Emmitt Smith, Michael Irvin, Jay Novacek and Troy Aikman) in the Pro Bowl. Dallas acquired Gesek from the Los Angeles Raiders on September 3, 1990, for a fifth round pick in the 1990 draft. After sitting out the San Diego game (9/9), Gesek logged playing time at left guard the following week against the Giants (9/16). His first start as a Cowboy came one week later at Washington (9/23) when he replaced an injured Crawford Ker. Against Tampa Bay (10/7), in the fifth week of the season, Gesek settled into a regular spot at right guard, remaining there 11 games. A sprained lower back against Philadelphia (12/23) forced him out of the season finale in Atlanta. Gesek, who started 23-of-the-31 games he played in Los Angeles, was the Raiders starting left guard the entire 1989 season. He was replaced in 1990 by All-Pro Max Montoya who was signed by the Raiders as a Plan B free agent. Originally drafted in the 10th round in 1987, Gesek was limited to three games due to back and knee injuries his rookie year. In 1988 he started six games, including two at center, before being placed on injured reserve the final three weeks of the season due to a knee injury. GAMES/STARTS: 1987 (3/1-Raid.), 1988 (12/6-Raid.), 1989 (16/16-Raid.), 1990 (15/12), 1991 (16/15). Total - 62/50 (Dallas-31/27).

COLLEGE: As a senior at Cal. State Sacramento, Gesek was the only returning starter on an offensive line that paved the way for 400.5 yards per game and won the Western Football Conference title. He earned all-conference honors his final two seasons after moving from defensive end to offensive tackle prior to his junior year. He tallied 34 tackles and four sacks as a sophomore. Gesek transferred to Cal State Sacramento after a season at Diablo Junior College.

PERSONAL: John Christian Gesek, Jr. (GEE-sik), starred as an offensive and defensive lineman in high school. He attended San Ramon High School in Danville, CA as a freshman and senior and went to Bellflower High School in Long Beach as a sophomore and junior. Gesek majored in physical education at Cal. State Sacramento. He, wife Gina and their son Tanner (1/30/91) reside in Cameron Park, CA.



Kevin Gogan

GUARD • WASHINGTON
HT: 6-7 • WT: 317 • BORN: 11/2/64
D-8 FOR '87 • 6th YEAR




PRO: In 1991, Kevin Gogan returned to the status of being a fulltime starter - at a new position - and responded with his most productive season as a professional player. A starter at right tackle for mostly all of 1987, '88 and '89, Gogan became the Cowboys' No. 1 man at left guard in 1991 and registered 16 straight starts at the new position. His efforts helped Emmitt Smith lead the NFL in rushing with 1563 yards, while also providing the pass protection that enabled Michael Irvin to lead the league in receiving yards with 1523. The Cowboys offensive line was one of the team's most dramatically improved areas in 1991, and the unheralded unit permitted two-sacks-or-less in 11 of the 16 regular season games last year, while surrendering one sack-or-less on eight

GOGAN, *Cont.*

different occasions. One of the Cowboys' most versatile offensive linemen, Gogan played every position along the Dallas offensive front except center in 1990. Since the start of the 1989 season, he has started games at both tackle positions and at both guard spots. Gogan is generally considered to be one of the offensive line's most gifted natural athletes, and his athletic ability is clearly visible on the racquetball court where he is regarded as one of the team's best players. In 1990, he earned four starting assignments — three at left tackle, in place of the injured Mark Tuinei and one at right guard in the season's final game at Atlanta. Prior to the 1990 season, he had been the Cowboys' starting right tackle since early in his rookie year, starting 38 of the 42 games leading into 1990. The former eighth-round draft choice was thrust into the starting lineup as a rookie in 1987 when Phil Pozderac suddenly retired after the players' strike. His very first opponent was Philadelphia All-Pro left end Reggie White, and Gogan made a good showing against White in his starting debut. **GAMES/STARTS:** 1987 (11/10), 1988 (15/15), 1989 (13/13), 1990 (16/4), 1991 (16/16). Total — 71/58.

COLLEGE: Gogan was a three-year starter for Washington at right tackle. He earned honorable mention All-PAC 10 honors as a junior. He was an honorable mention All-America and second-team All-PAC 10 pick his senior year when he served as a team co-captain. Kevin played in the 1987 Hula Bowl.

PERSONAL: Born in Pacifica, CA, Kevin Patrick Gogan led Sacred Heart High School in San Francisco to two city championships as an offensive and defensive tackle. He also was an outstanding baseball catcher and first baseman. Kevin is an avid bass fisherman and one of the Cowboys' lockerroom comic wits. He has four dogs, including a prized Newfoundland which has fared quite successfully in a handful of regional show competitions. Kevin and his wife Heather have one child, Hannah (3/27/91).



Alvin Harper

WIDE RECEIVER • TENNESSEE
HT: 6-3 • WT: 203 • BORN: 7/6/67
D-1 FOR '91 • 2nd Year



PRO: Whether it was matching barbs with the veteran receivers in the lockerroom or making the tough catches on the field, Alvin Harper acted not like a naive rookie, but a wily veteran last season. Against Kansas City, in Dallas' preseason opener, he caught three passes for 94 yards and two touchdowns. When the Cowboys began their regular-season home slate on Monday night against Washington (9/9), Harper made his first regular-season pro catch, a 29-yarder to set up a field goal that gave Dallas a 24-23 lead late in the third quarter. He suffered a jammed neck after a 23-yard catch against the Giants (9/29) and was forced to sit out the next game against Green Bay. After moving into the starting lineup in the ninth game of the year, Harper caught 17 passes for 263 yards over the final half of the regular season. Against Phoenix (11/3) in his first NFL start, Harper caught a 37-yard pass at the Cardinals' six-yard line to set up a touchdown and kept alive a drive to a fourth-quarter field goal with a 15-yard third-down grab for a first down. In Dallas' big win over the eventual Super Bowl Champion Redskins at RFK (11/24), Harper caught a 39-yard pass on the Cowboys' first offensive play then, on fourth down at the end of the first half, outjumped a crowd of Redskins in the endzone to snare a 34-yard touchdown pass, his first in the NFL. Harper finished the day with a season-high 101 yards

HARPER, Cont.

receiving. Including the Washington game, Harper made four catches on third or fourth down to give Dallas a first down during the Cowboys' five-game winning streak to end the season and land a playoff berth. In two postseason games Harper averaged a team-high 20.6 yards on seven catches, including a team playoff-long 45-yard catch at Chicago (12/29). He finished his rookie season with four catches of 34-or-more yards. Selected with the 12th overall choice, Harper was the second wide receiver (Herman Moore, Detroit), taken in the 1991 draft. Of the six Tennessee wide receivers picked in the first round since 1977, only Anthony Hancock, who was the 11th overall pick in 1982, was taken higher than Harper. GAMES/STARTS: 1991 (15/5).

COLLEGE: A two-time All Southeastern Conference pick, Harper set a school mark for touchdown receptions in a season with eight in 1990 and tied the career touchdown catch mark held by Tim McGee of 16. He finished his career fifth on the Volunteers' all-time receiving list with 102 catches. In his first collegiate start he caught a team-record 12 passes against Washington State in 1988. Against Auburn his senior year, Harper made an 82-yard touchdown grab, the third longest in school history.

PERSONAL: Alvin Craig Harper earned All-America honors at Frostproof, FL, High School, where he also set the Florida state high jump record with a leap of 7'1". He earned his degree in psychology at Tennessee. Harper won the high jump title at the 1989 SEC Indoor Meet with a personal-best of 7'2½". He also competed in the 400-meter dash and anchored the 4 x 100 and 4 x 400-meter relay teams. His brother, Willie, was a teammate at Florida A&M of Cowboys tackle Nate Newton. Alvin's brothers, Bobbie and Roosevelt, played basketball at Florida A&M.

HARPER'S COWBOYS TOTALS

Year	Receiving				
	No.	Yds.	Avg.	Long	TD
1991	20	326	16.3	39	1

Single-Game Career Highs	
Recpt.	— 4, 2 times, last vs. N.O., 12/8/91
Yds. Rec.	— 101, @ Wash., 12/8/91
Lg. Rcpt.	— 39 @ Wash., 12/8/91
TD Rcpt.	— 1 @ Wash., 12/8/91



Dale Hellestrae

GUARD/CENTER • SMU

HT: 6-5 • WT: 285 • BORN: 7/11/62

TRADE, RAID, '90 • 6th YEAR



PRO: In 1991 the Dallas special teams units were among the NFL's elite in a number of categories as punter Mike Saxon recorded the fifth-best season ever for a Dallas punter with a 42.6-yard average, kicker Ken Willis scored 118 points for the third-highest total in Cowboys' history, and Joe Avezzano was named 1991 Special Teams Coach of the Year by the NFL's special teams coaches. At the center of all these great performances was Dale Hellestrae, the Cowboys deep snapper. Playing a position people only notice when something goes wrong, he has been able to remain anonymous with his consistent snaps on Dallas' punts and kicks. With Hellestrae at center, Saxon has never had a punt blocked in 143 kicks, the third longest streak in club history. Playing in every game over the past two seasons, Hellestrae has provided Dallas a versatile offensive lineman and top-notch deep snapper. In 1991 he saw considerable action at center against Atlanta (12/22) when Mark Stepnoski was injured in the first half, playing an important role in Dallas' 31-27 come-from-behind victory. Hellestrae was acquired from the Los Angeles Raiders August 20, 1990, for the Cowboys' seventh-round draft choice in 1991. After struggling through training camp and the preseason trying to find a quality deep snapper, the Cowboys made the trade following the pre-

HELLESTRAE, Cont.

season game with the Raiders (8/18). Hellestrae, who has played every position on the offensive line during his pro career, backed up at both guard and center in 1990, while also deep snapping. He was signed as a Plan B free agent by the Raiders in February of 1989 after four seasons with Buffalo but spent the 1989 season on injured reserve after breaking his leg in training camp. Hellestrae had his most productive year in 1988 when he started at right guard the final two games of the season and in the Bills' two playoff games, including the AFC Championship Game against Cincinnati. Drafted in the fourth round by Buffalo in 1985, Hellestrae missed the final 12 games of his rookie year with a broken thumb. He played in the first two games of 1986 before a broken wrist forced him to miss the next eight games. Hellestrae missed the 1987 season due to a hip injury. **GAMES/STARTS:** 1985 (4/0-Buff.), 1986 (8/0-Buff.), 1987 (IR-Buff.), 1988 (16/2-Buff.), 1989 (IR-Raid.), 1990 (16/0), 1991 (16/0). Total 60/2 (Dallas-32/0).

COLLEGE: A four-year letterman and two-year starter at tackle for Southern Methodist University, Hellestrae earned All-Southwest Conference honors as a senior in 1984. The Mustangs tallied a 41-5-1 record during his stint there and participated in the Cotton, Sun and Aloha Bowls. While at SMU, he played his college home games in Texas Stadium.

PERSONAL: Dale Robert Hellestrae (HELL-u-stray) was an all-state pick at Saguro High School in Scottsdale, AZ. He spent one year at the Marine Military Academy in Harlingen, TX, after high school. Dale earned his degree in business administration from SMU. He and his wife Brooke have a daughter, Hillary (2/17/92).



Tony Hill

DEFENSIVE END • TENNESSEE-CHATTANOOGA
HT: 6-6 • WT: 255 • BORN: 10/23/68
D-4C FOR '91 • 2nd YEAR



PRO: In training camp and preseason last year, Tony Hill showed signs of becoming an eventual star in the National Football League, then in the playoffs he played as if that future may be sooner than most thought. In his first game as a pro in Dallas' preseason opener in Kansas City (8/3), Hill had three tackles, a sack, a quarterback pressure, forced a fumble and recovered a fumble. He led the Cowboys in tackles and sacks and tied for the team lead in tackles for a loss in preseason to earn a roster spot playing left end in passing situations. However, in the season opener at Cleveland (9/1), Hill re-aggravated a left shoulder problem from his senior year in college and was placed on injured reserve on September 14. Hill resumed his duties as a pass rusher from left end when he was re-activated prior to the Houston game (11/10). In the Cowboys' two playoff games he recorded two tackles, a tackle for a loss, a pass defended and recovered a fumble. Against Chicago (12/29), Hill smothered a loose ball at the Dallas 49 to end the Bears' first series and batted down a pass in the fourth quarter. He is the second highest draft choice, 108th overall, in Tennessee-Chattanooga history to tight end Travis McNeal, who was taken by Seattle with the 101st pick in 1989. The only other former Moccasin to play for the Cowboys was defensive back Bill Butler in 1960. **GAMES/STARTS:** 1991 (8/0).

COLLEGE: During his final three seasons at Tenn.-Chattanooga, Hill recorded 187 tackles, 30 tackles for loss, 13 sacks, broke up seven passes and blocked six kicks. Despite being slowed by strep throat early in the season and an injured left shoulder late in the year, Hill was named All-Southern Conference as a senior. In 1989 he led the Moccasins in sacks to earn second-team all-conference honors.

HILL, Cont.

PERSONAL: After starring at Warren County High School in Camak, GA, Antonio LaVosia Hill played in the Florida-Georgia and the North-South all-star games. A second-team all-state pick in basketball, Hill also was recruited for his hoops skills. As a high school senior he captured the state shot put title and finished fourth in the high jump. Hill placed third in Georgia in the discus his junior year. He majored in criminal justice at Tenn.-Chattanooga.

HILL'S COWBOYS TOTALS

Year	Tackles			Sacks	QB Press.	Passes Def.	For. Fum.
	Solo	Asst.	Tot.				
1991	2	0	2	0	2	0	0



Issiac Holt

CORNERBACK • ALCORN STATE
HT: 6-2 • WT: 201 • BORN: 10/4/62
TRADE, MINN., '89 • 8th YEAR



PRO: With 21 career pass interceptions, Issiac Holt is the leading active interceptor among Cowboys players. Last year, he led the team in interceptions (4) and passes defensed (21) for the second straight year. A big hitter who has the ability to make big plays, Holt has returned two of his last eight interceptions for touchdowns, and he has three blocked punts in his last 25 games. His biggest play of the year was a fourth quarter interception in the end zone that thwarted a New York Giants drive with 1:18 remaining, preserving the Cowboys win over the defending World Champions by a 21-16 count on 9/29. He also had another fourth quarter theft vs. Cincinnati (10/13) with Dallas clinging to a 28-23 lead, ensuring the Cowboys' eventual 35-23 victory. His two other picks in '91 came against Green Bay (10/6), setting up a Cowboy TD, and against Washington (9/9) that led to a Cowboy field goal. He had a season-high mark for tackles against Green Bay with eight. His most recent blocked punt, at Houston (11/10), landed in the arms of Robert Williams who ran it in for a Dallas TD. Holt later left that game with bruised ribs and missed his only start of the season the following week at the New York Giants. In 1991, he registered 53 tackles, tying the career-best single season total he set in 1990. In last year's Pittsburgh game, Holt batted down five passes, marking the most by a Dallas defensive back since Everson Walls knocked down six against Green Bay in 1984. In 1990, Issiac Holt enjoyed what many believed to be a Pro Bowl caliber season. Holt made enough plays to earn second team All-NFC recognition by the U.P.I. in '90. He led the team in passes defensed with 18, while also tying for the team lead in interceptions with three. His most important interception of the year was a 64-yard TD theft at Tampa Bay that tied the score in the fourth quarter and put the Cowboys in position to win their third game of the season. Holt also blocked two punts — marking the first time Dallas (as a team) has recorded two blocked punts in a single season since 1977. Both of those blocked punts set up Dallas touchdowns vs. Philadelphia (10/28) and Washington (11/22). He registered 15 starts in 1990, missing the first Redskin (9/23) game with a groin injury. The Cowboys acquired Holt from Minnesota on Oct. 12, 1989 as part of the Herschel Walker trade. The Vikings' starting left cornerback in 29 games from 1986-88, Holt played in nine games for the Cowboys in '89 and dislocated his left shoulder against Philadelphia. Holt was the Vikings' second-round draft choice in 1985, the 30th player selected overall. He won a starting job in '86 and tied for fourth in the NFC and fifth in the NFL with a team-leading eight interceptions. He also blocked two punts, one in each of the two Green Bay games, and recovered a blocked punt in the end zone

HOLT, Cont.


for a touchdown against San Francisco. He had a four-game interception streak in October and intercepted two passes against the Giants on Nov. 16. In '87 Holt played in only nine games after suffering a knee injury in training camp. He intercepted a pass in the the Vikes' wild card playoff victory over the Saints. In '88 Holt started the first nine games before missing three of the next four with a bruised thigh. He played as a reserve the final three weeks of the regular season and the playoffs. During the '88 season Holt got his third career blocked punt and a last-minute game-saving interception in a win over Philadelphia. He recorded his first career safety when he tackled New England's punter in the end zone. The week before joining the Cowboys in '89, Holt returned an interception 90 yards for a touchdown against Detroit on Oct. 8. It was the NFC's longest interception return of the year. **GAMES/STARTS:** 1985 (15/1-Minn.), 1986 (16/15-Minn.), 1987 (9/5-Minn.), 1988 (13/9-Minn.), 1989 (5/1-Minn.; 9/0-Dal.), 1990 (15/15), 1991 (15/15). Totals — 97/61 (Dallas-39/30).

COLLEGE: Holt set the NCAA Division I-AA career record with 24 interceptions in four years as a starter at Alcorn State. He was named to the Kodak All-America team and the All-Southwestern Athletic Conference squad. His career totals included 38 passes defended and 319 interception yards.

PERSONAL: Issiac Holt III is a native of Birmingham, AL, where he became the Birmingham area defensive back of the year as a senior at Carver High School. Issiac and wife Burnadeen have a daughter, Brianna (5/9/88), and live in Dallas.

HOLT'S NFL TOTALS

Year	Tackles			Tot.	Sacks	QB Passes For.			Year	Pass Interceptions				
	Solo	Asst.	Def.			Press.	Def.	Fum.		No.	Yds.	Avg.	Long	TD
1985 (Minn.)	15	10	25	0	-	2	0		1985 (Minn.)	1	0	0.0	0	0
1986 (Minn.)	44	8	52	0	-	15	1		1986 (Minn.)	8	54	6.8	27	0
1987 (Minn.)	15	3	18	0	-	4	0		1987 (Minn.)	2	7	3.5	7	0
1988 (Minn.)	31	3	34	0	-	20	0		1988 (Minn.)	2	15	7.5	15	0
1989 (Minn.)	4	1	5	0	-	2	0		1989 (Minn.)	1	90	90.0	90t	1
1989	10	5	15	0	0	2	0		1990	3	72	24.0	64t	1
1990	37	16	53	0	0	18	1		1991	4	2	0.5	2	0
1991	45	8	53	0	0	21	0		Totals	21	240	11.4	90t	2
Totals	201	54	255	0	0	84	2							



Ray Horton

SAFETY • WASHINGTON

HT: 5-11 • WT: 190 • BORN: 4/12/60

FA FOR '89 • 10th YEAR



PRO: In addition to being the quarterback of the defense, Ray Horton quietly has been one of the defense's biggest playmakers since joining Dallas as a Plan B free agent in 1989. A starter at free safety in 48 of the Cowboys' past 50 games, including a secondary-high 29 straight starts, Horton has forced more fumbles and recovered more fumbles over the past three seasons than any Cowboys player. After topping the team in fumble recoveries in 1990, Horton tied for the team lead last season. In 1989 he led the team in forced fumbles then tied for second on the club in fumbles caused each of the past two years. Last season Horton became the first player in franchise history to record a defensive touchdown in back-to-back games and only the third Cowboys player (Jim Ridlon, 1964 and Larry Cole, 1968) ever to have two defensive scores in the same season. Against the Giants (9/29), in one of the Cowboys' biggest victories in several years, Horton took the ball out of running back Jarrod Bunch's arms and returned the fumble 20 yards for a touchdown to put Dallas ahead 14-3 in

HORTON, Cont.

the third quarter. The next week in Milwaukee against the Packers, Horton stepped in front of a Blair Kiel toss at the Dallas 35 and returned the interception for a touchdown in the second quarter of the Cowboys' 20-17 win. "He has more savvy than any player on this team," said Cowboys Head Coach Jimmy Johnson. "His intelligence allows him to make plays. You know he'll always be around the ball." In the season finale against Atlanta (12/22), Horton picked up a fumble at the Falcons' 37-yard line and returned it 17 yards to set up a field goal. He also led the secondary in tackles for a loss in 1991. In addition, Horton, finished third on the team last season with 105 tackles, second in his career only to the 116 stops in 1989. His 12 tackles against the Oilers (11/10) were the most since he made 14 tackles in Kansas City in 1989. "He's extremely smart," said Cowboys Defensive Backs Coach Dave Campo. "He knows everything that's going on during a play on both sides of the ball." In 1990 Horton was a big factor in the Cowboys leading the National Football Conference in pass defense. From 1989-91 Dallas held opposing passers under 300 yards passing in 23 straight games, the fourth longest streak in team history. After missing the 1990 season opener against San Diego (9/9) due to a stomach virus, Horton recovered a fumble on the Redskins' eight-yard line two weeks later at RKF. Against the Giants (9/30) Horton sprained his left knee, which forced him to miss the next game and slowed him the rest of the season. "When you're injured, I think you play a little smarter," said Horton. "You know you can't get there with the speed, so you get there with your mind." At Phoenix (10/14) he forced a fumble on the Dallas one-yard line to prevent a score and then the next week in Tampa scammed 11 yards to the Buccaneers' 26-yard line with a fumble recovery to set up a field goal. Against San Francisco (11/11) Horton intercepted a pass in the endzone to end a scoring threat. In the Cowboys' 17-13 win over New Orleans (12/2), he played strong safety in the second half due to an injury to James Washington and recovered a fumble with 46 seconds remaining. Horton played on a sore right ankle against Phoenix (12/16) but came back the following game to force two fumbles in Philadelphia. In 1989 against Washington (9/24) in his first regular-season game at Texas Stadium with Dallas, Horton sacked Mark Rypien at the Dallas 21-yard line to force a fumble that Jim Jeffcoat returned for a touchdown. Horton's first interception with Dallas came against the Rams (12/3) and set up the touchdown that put Dallas ahead 24-21 in the fourth quarter. He had a season-high 15 tackles against Green Bay (10/8). In 1988 Horton played mainly as a nickel back on Cincinnati's AFC Championship team after he was moved from cornerback to safety. A second-round draft pick by the Bengals in 1983, Horton intercepted five passes, including one returned for a touchdown against Denver, as a rookie. The next year he replaced Ken Riley at right cornerback and returned an interception 48 yards for a touchdown against Kansas City. **GAMES/STARTS:** 1983 (16/0-Cinc.), 1984 (15/13-Cinc.), 1985 (16/16-Cinc.), 1986 (16/4-Cinc.), 1987 (12/8-Cinc.), 1988 (13/0-Cinc.), 1989 (16/16), 1990 (14/14), 1991 (16/16). Total — 134/87 (46/46-Dallas).

COLLEGE: Horton earned All-America and All-PAC 10 honors at Washington where he played in the same defensive backfield as Cowboys teammate Vince Albritton. A three-year starter at cornerback, Horton played in the Hula and Senior Bowls in 1982.

PERSONAL: Raymond Anthony Horton was an All-America at Mount Tahoma High School in Tacoma, WA. He and wife Leslie have a daughter, Taylor (7/18/88) and a son Jarren (12/27/91).

HORTON, Cont.

HORTON'S NFL TOTALS

Year	Tackles			Sacks	Tackles For Loss	QB Press.	Passes Def.	For. Fum.
	Solo	Asst.	Tot.					
1983 (Cinc.)	28	15	43	0	-	-	-	-
1984 (Cinc.)	49	17	66	0	-	-	-	-
1985 (Cinc.)	53	10	63	1	-	-	-	-
1986 (Cinc.)	44	11	55	0	-	-	-	-
1987 (Cinc.)	40	13	53	0	-	-	-	-
1988 (Cinc.)	21	5	26	1	-	-	-	-
1989	72	44	116	1	-	2	8	2
1990	34	35	69	0	-	0	6	3
1991	71	34	105	0	2	2	8	2
Totals	412	184	596	3	2	4	22	7

Opponents' Fumbles Recovered

Year	No.	Yds.	Avg.	Long	TD
1983 (Cinc.)	1	0	0.0	0	0
1984 (Cinc.)	1	0	0.0	0	0
1985 (Cinc.)	1	0	0.0	0	0
1986 (Cinc.)	3	11	3.7	11	0
1987 (Cinc.)	2	37	18.5	20	1
Totals	8	48	6.0	20	1

Punt Returns


Year	No.	FC	Yds.	Avg.	Long	TD
1983 (Cinc.)	1	1	10	10.0	10	0
1984 (Cinc.)	2	0	-1	-1.0	-1	0
1986 (Cinc.)	11	3	111	10.1	25	0
1987 (Cinc.)	1	0	0	0.0	0	0
1991	1	0	8	8.0	8	0
Totals	16	4	128	8.0	25	0

Interceptions

Year	No.	Yds.	Avg.	Long	TD
1983 (Cinc.)	5	121	24.2	55	1
1984 (Cinc.)	3	48	16.0	48	1
1985 (Cinc.)	2	3	1.5	3	0
1986 (Cinc.)	1	4	4.0	4	0
1988 (Cinc.)	3	13	4.3	11	0
1989	1	0	0.0	0	0
1990	1	0	0.0	0	0
1991	1	65	65.0	65	1
Totals	17	254	14.9	65	3

Kickoff Returns

Year	No.	Yds.	Avg.	Long	TD
1984	5	128	25.6	49	0
1991	1	0	0.0	0	0
Totals	6	128	21.3	49	0



Michael Irvin

WIDE RECEIVER • MIAMI

HT: 6-2 • WT: 199 • BORN: 3/5/66

D-1 FOR '88 • 5th YEAR



PRO: It was only April and it was only a brief throwing session for quarterbacks and receivers, but to Michael Irvin it was a chance to improve. "I've got to go get better," the 1991 consensus All-Pro said to no one in particular as he trotted to the field. Just a repeat of last year would make Irvin the first player in National Football League history with consecutive seasons of 1,500-or-more receiving yards and only the third player in league annals to catch over 90 passes in back-to-back campaigns, however to Irvin even a reproduction of a great season is not enough. "I feel that if I'm sitting still, somebody is catching up with me," said "Playmaker" Irvin. Nobody kept pace with Irvin in 1991. The NFL Alumni Wide Receiver of the Year set new team season standards for receiving yards, with 1,523 to top the NFL and place sixth in NFL history, and catches, with 93 to lead the NFC, land second in NFL and tie for the seventh most ever in the league. In addition Irvin set club marks for 100-yard receiving games in a season with seven, tied the Cowboys' record for consecutive 100-yard receiving games with three and caught a career-high eight touchdown passes, the most by a Cowboys player since 1985. In two postseason games, he led Dallas with nine catches for 167 yards. The first Cowboys wide receiver to play in the Pro Bowl since Drew Pearson in 1977, Irvin caught eight passes for 125 yards and a touchdown to earn most valuable player honors in the all star game. More important than big numbers and accolades to Irvin were the clutch catches and wins. Over the past two seasons, Irvin, who owns four of the Cowboys' six longest plays from scrimmage since 1990, caught 31 passes for first downs on third or fourth down the past two seasons, including a team-high 23 in 1991. Of Irvin's 11 catches of 25-or-more yards in

IRVIN, *Cont.*

1991, 10 came during scoring drives (8 TDs). His most significant catches were against the NFL's best cornerbacks during the Cowboys' five-game winning streak to end the season and land a playoff berth for the first time since 1985. During that span Irvin caught 37 passes, including 11 on third or fourth down for a first down, for 649 yards and four touchdowns. Against Washington (11/24) at RFK, Irvin caught nine passes for 130 yards and one score working mainly against Darrell Green. He caught a 23-yard touchdown pass early in the final quarter then made a 13-yard grab on third-and-nine late in the game to keep alive Dallas' drive to the game-winning field goal. Four days later vs. Pittsburgh and Rod Woodson, Irvin snared eight balls for 157 yards and a touchdown, and was a big factor in the 10-point winning margin. After accounting for 34 yards in the 40-yard drive to a field goal early in the fourth quarter, on the Cowboys' next series, he scored on a career-long 66-yard catch that saw him change his route to avoid double coverage and break Woodson's tackle near the 10-yard line. Irvin's 29-yard catch on third-and-10 early in the fourth quarter against New Orleans (12/8) gave him team season records for catches and receiving yards, and maintained Dallas' drive to the game-winning field goal. In Philadelphia (12/15) against a secondary led by Eric Allen, Irvin brought in five passes for 92 yards and one touchdown. Midway through the fourth quarter vs. the Eagles, he caught a 36-yard pass to set up his four-yard touchdown catch that gave Dallas a 22-13 lead. In the season finale against a Falcons' squad with cornerback Deion Sanders, Irvin had single-game career-highs for catches with 10 and receiving yards with 169 to earn NFC Offensive Player of the Week honors. Irvin caught a 58-yard touchdown pass on the game's first series and had five third-down catches that led to first downs, including two that sustained touch-down scoring drives, vs. Atlanta. Irvin also was a factor in the Cowboys' big win over the Giants early in the year. On the game-winning 84-yard drive in the fourth quarter, Irvin caught a 30-yarder, then five plays later caught a 23-yard strike in the endzone with three minutes remaining to win the game. Against Houston (11/10) and their Pro Bowl cornerback Cris Dishman, Irvin caught seven passes for 84 yards and a touchdown. Irvin needs 41 receptions in 1992 to move past Herschel Walker into 10th place on the Cowboys' all-time receiving list. Also within Irvin's reach this season are Timmy Newsome (212 career catches) in the ninth spot, Ron Springs (222), Billy Joe DuPree (267) and Frank Clarke (281). In 1990 Irvin battled back from a torn anterior cruciate ligament in his right knee, which forced him to miss 14 games (last 10 in 1989, first 4 in 1990), to lead Dallas in yards per catch and record the team's longest reception. His 20.7 average was the highest by a Cowboys player since 1981 when Butch Johnson gained 22.1 yards per catch. Irvin, who scored on every fourth catch in 1990, made some key plays after returning to the active roster on October 9. He caught his first two passes of the season, including a 28-yard touchdown with 23 seconds left, in the Cowboys' game-winning drive against Tampa Bay (10/21). Irvin returned to the starting lineup against San Francisco and was a vital part of the club's march to four straight wins. Against the Rams (11/18) he caught touchdown passes from 61 and 10 yards, the Cowboys' first multiple TD catch game since Irvin snared a career-high three scoring passes at Washington as a rookie. On the drive to the deciding touchdown over New Orleans (12/2), Irvin made a 24-yard reception. Against Phoenix (12/16) he grabbed a 41-yard pass to set up Dallas' first touchdown and a 39-yarder to set up his eight-yard touchdown catch. In 1989 Irvin was on a pace to 69 catches for 1,008 yards and leading the team in receiving yards and touchdown catches before suffering the season-ending knee injury against San Francisco (10/15). In 1988 Irvin, whose 20.4-yards-per-catch average led the NFC, became the first Cowboys rookie to start a season-opener at wide receiver since Bob Hayes in 1965. After missing two games due to a sprained ankle, Irvin caught six passes for 149 yards and three touchdowns at Washington (12/11) his rookie year. He was the 11th player selected and third wide receiver chosen, after Sterling Sharpe (Green Bay) and Tim Brown (Raiders), in the 1988 draft. GAMES/STARTS: 1988 (14/10), 1989 (6/6), 1990 (12/7), 1991 (16/16). Total - 48/39.

IRVIN, Cont.

COLLEGE: Irvin holds Miami career records for catches(143), receiving yards (2,423) and touchdown receptions (26). His 11 touchdown catches in 1986 also is a Hurricanes' record. In Miami's 1987 national championship season, Michael caught touchdown passes of 26 and 73 yards in the fourth quarter to hand No. 2-ranked Florida State its only loss and the game-winning touchdown in the Orange Bowl win over Oklahoma.

PERSONAL: A native of Fort Lauderdale, FL, Michael Jerome Irvin earned all-state honors at St. Thomas Aquinas High School. Also a fine basketball player, Irvin won several slam dunk contests in the Florida area while in college. Michael comes from a family of 17 children and grew up within three miles of fellow NFL stars Lorenzo White and the Blades brothers, Bennie and Brian. Irvin, who earned his degree in business management from Miami, appears in "Stay In School" posters sponsored by the Dallas All-Sports Association. He and wife Sandy live in Carrollton, TX.

IRVIN'S COWBOYS TOTALS

Receiving						Rushing					
Year	No.	Yds.	Avg.	Long	TD	Year	No.	Yds.	Avg.	Long	TD
1988	32	654	20.4	61t	5	1988	1	2	2.0	2	0
1989	26	378	14.5	65t	2	1989	1	6	6.0	6	0
1990	20	413	20.7	61t	5	Totals	2	8	4.0	6	0
1991	93	1523	16.4	66t	8						
Totals	171	2968	17.4	66t	20						

SINGLE-GAME CAREER HIGHS

Recpt. - 10 vs. Atl., 12/22/91
Yds. Rec. - 169 vs. Atl., 12/22/91
Avg. Rec. - 24.8 @ Wash., 12/11/88
Lg. Rcpt. - 66t vs. Pitt., 11/28/91
TD Rcpt. - 3 @ Wash., 12/11/88

IRVIN'S 100-YARD RECEIVING GAMES

12/11/88	@ Washington	6	149	61t	3
9/17/89	@ Atlanta	5	115	65t	1
9/1/91	@ Cleveland	9	123	23	1
10/13/91	Cincinnati	6	148	61	0
10/27/91	@ Detroit	8	143	22	0
11/24/91	@ Washington	9	130	23t	1
11/28/91	Pittsburgh	8	157	66t	1
12/8/91	New Orleans	5	101	29	0
12/22/91	Atlanta	10	169	58t	1



Jim Jeffcoat

DEFENSIVE END • ARIZONA STATE

HT: 6-5 • WT: 274 • BORN: 4/1/61

D-1 FOR '83 • 10th YEAR



PRO: Since September 3, 1984, when Jim Jeffcoat walked to the line of scrimmage against the L.A. Rams in his first NFL start, fourteen different players have lined up next to him as starters on the defensive front four for Dallas, and the countless others have played back-up roles on these same defensive lines. So for Jeffcoat, 1991 proved that the more things change, the more they stay the same. For the eighth consecutive year Jeffcoat opened the season as the starting right end and remained there all season. He has now played (140) in more and started (120) more NFL games than any current Cowboys player, and he extended his string of consecutive games played to 76 straight, tied for the team lead. Jeffcoat finished the season seventh on the team in tackles with 70, second among defensive linemen, and over the past three seasons his 235 tackles lead all defensive linemen. Against Cleveland (9/1) in the season opener he tied for the team lead in tackles with seven and had a tackle for a loss. For the season he tied for the team lead among defensive linemen in batted passes with a

JEFFCOAT, Cont.

single-season career-high five and was tied for third on the team in quarterback pressures with 14. Jeffcoat leads the team in career NFL sacks with 70, adding four in 1991. Two of those four sacks also forced fumbles; against Green Bay (10/6) he sacked Blair Kiel on the Dallas 17-yard line, forcing a fumble Dallas recovered to prevent a score in a 20-17 win; against New Orleans (12/8) he forced a fumble at the Saints 10-yard line. Perhaps one of the club's biggest defensive plays of 1991 came against the New York Giants (9/29) when, on 3rd-and-1 at the Dallas six-yard line, Jeffcoat teamed with Ken Norton to throw Rodney Hampton for a five-yard loss, forcing the Giants to settle for a field goal in the Cowboys 21-16 victory. Over the years Jeffcoat has become almost as big a threat offensively as he is defensively. His four career touchdowns place him sixth on the Cowboys active touchdown list, behind Emmitt Smith (24 TDs), Michael Irvin (20), Jay Novacek (8), Daryl Johnston (6) and Kelvin Martin (6). After being on the receiving end of tipped passes for two interception returns for touchdowns in his career, Jeffcoat moved to the role of tipper in 1991, knocking a Boomer Esiaison pass into the hands of linebacker Dixon Edwards who returned it 36 yards for a touchdown against Cincinnati (10/13). Late in the 1990 season against New Orleans (12/2), Jeffcoat suffered a compound fracture in his right hand, but stayed in the game and recorded two key tackles behind the line of scrimmage. Limited the final three weeks of the season by the injury, he still finished second on the team in quarterback pressures with 28 and eighth in tackles, second among defensive linemen, with 65. He recorded the sixth double digit tackle game of his career with 10 stops at the N.Y. Giants (9/30). In the 1989 season finale against Green Bay (12/24), Jeffcoat tallied three sacks, the most by a Cowboys' player since 1987. For the season he recorded a career-high 100 tackles, including a 12 tackle performance versus Philadelphia (11/23), his best since recording 13 against Washington in 1985. Also in 1989 against Washington (9/24) Jeffcoat scored his fourth career touchdown, rambling 77 yards with a fumble recovery. Jeffcoat set up three scores with his team-high 3 1/2 forced fumbles in 1988. In 1987 he returned a Phil Simms pass, that was tipped by Ed Jones, 26 yards for a touchdown. In 1986 Jeffcoat led Dallas with a career-high 14 sacks. The Simms-to-Jones-to-Jeffcoat combination worked for the first time in 1985 when Jeffcoat went 65 yards with an interception. He recorded a single-game club-record five sacks against the Redskins at Washington in 1985. Jeffcoat's initial NFL touchdown came when he fell on a fumble in the end zone to send the game into overtime against New Orleans in 1984. Jeffcoat is a native of New Jersey along with fellow end Tony Tolbert. GAMES/STARTS: 1983 (16/0), 1984 (16/16), 1985 (16/16), 1986 (16/16), 1987 (12/12), 1988 (16/15), 1989 (16/16), 1990 (16/13), 1991 (16/16). Total — 140/120.

COLLEGE: A three-year starter at Arizona State, Jeffcoat earned All-PAC 10 and honorable mention All-America honors after anchoring the 1982 Sun Devil defense that led the nation. He was named outstanding defensive player in Arizona State's 1983 Fiesta Bowl victory over Oklahoma after recording 16 tackles, a forced fumble and a sack, and in September, 1991 he was named to the All-time Fiesta Bowl team.

PERSONAL: From a family of six children, James Wilson Jeffcoat, Jr., is a Cliffwood, NJ, native who earned All-America honors at Matawan Regional High School. He also lettered in wrestling. In October, 1991 his high school retired his football jersey, No. 79, and he was also awarded the New Jersey Sportswriters' Association Unsung Hero Award for his community service in 1991. Jeffcoat, who was the Cowboys' 1987 and 1990 Man of the Year nominee, works with Special Olympics, Make-A-Wish Foundation, the Leukemia Society and the Boys Clubs. He earned his bachelors degree in communications and his Masters degree in Business Administration from Arizona State. Jim and wife Tammy have three children - Jaren (10/1/87) and twins Jackson and Jacqueline (12/26/90).

JEFFCOAT, Cont.

JEFFCOAT'S COWBOYS TOTALS


Year	Solo	Tackles	Tot.	Tkl/Loss	Sacks	QB Press.	Passes Def.	For. Fum.
1983	3	0	3	-	2	-	0	0
1984	50	32	82	-	11½	-	2	1
1985	50	27	77	-	12	-	1	1
1986	46	19	65	-	14	-	2	1
1987	30	14	44	-	5	-	3	1
1988	52	28	80	-	6½	-	1	3½
1989	65	35	100	-	11½	42	3	0
1990	42	23	65	-	3½	28	2	1
1991	36	34	70	4(-7)	4	14	5	2
Totals	374	212	586	4(-7)	70	84	19	10½

Opponents' Fumbles Recovered

Year	No.	Yds.	Avg.	Long	TD
1984	1	0	0.0	0	1
1985	2	0	0.0	0	0
1986	2	0	0.0	0	0
1987	2	8	4.0	8	0
1989	3	77	25.7	77	1
1990	1	28	28.0	28	0
Totals	11	113	10.3	77	2

Interceptions

Year	No.	Yds.	Avg.	Long	TD
1985	1	65	65.0	65	1
1987	1	26	26.0	26	1
Totals	2	91	45.5	65	2



Daryl Johnston

FULLBACK • SYRACUSE

HT: 6-2 • WT: 236 • BORN: 2/10/66

D-2 FOR '89 • 4th YEAR



PRO: As the starting fullback in the Cowboys offense, you might expect Daryl Johnston to relax around the locker room with the higher profile running backs, but instead Johnston can usually be found with the offensive linemen, because as the Cowboys starting fullback, he has one basic function: block for running back Emmitt Smith. "When you're growing up you never look at the Rocky Bleiers, the Jim Braxtons and Robert Newhouses — the guys who do the dirty work," says Johnston. But the dirty work is exactly what Johnston does. Over the past two seasons as Smith's lead blocker, he has lead the way for 2,500 rushing yards, two Pro Bowl appearances, and the 1991 NFL rushing title. Johnston's blocking origins stem from his freshman year at Syracuse. He had been switched from fullback to tailback in his senior year of high school, but on his first day at Syracuse he was told to join the fullbacks. "And I've been running into people the rest of my life," says Johnston. But blocking is not the only skill in Johnston's jack-of-all-trades repertoire. Last summer offensive coordinator Norv Turner's new system allowed Johnston to post single-season career-numbers in receptions (28) and receiving yards (224). The first true fullback taken in the 1989 draft, Johnston has not posted the rushing totals of some of his fellow draftees, but only Barry Sanders, Eric Metcalf, Todd McNair, Keith Jones and Dave Meggett have more career receptions than Johnston's 58. When it comes to putting those catches in the end zone, Johnston, with five career touchdown receptions, is behind only Meggett (eight TDs) from the class of '89. Johnston also leads all Cowboys running backs in career NFL receiving yards with 525. In 1991 he touched the football 45 times (17 rushes, 28 receptions), and 21 times he came away with a first down (six rushing, 15 receiving), including a 3-of-4 on third down carries for a first down (for his career he is 7-of-8 in third down carries for a first down). Despite being slowed early in the year with a knee injury, Johnston led the team in receptions with a career high four catches for a career high 47 yards against Phoenix (9/22). Two weeks later at Green Bay (10/6) he tied those marks with another four catches for 47 more yards. Against Phoenix (11/3) he gained 19 yards rushing on three carries, his highest rushing output since

JOHNSTON, Cont.

gaining a career-high 60 yards against Green Bay on December 24, 1989, and in the regular-season finale against Atlanta (12/22) Johnston hauled in four more catches for 23 yards. Somewhat of an iron man, Johnston played in all 16 games for the third straight season, and has not missed a game since entering the NFL. A valuable contributor on the Cowboys' kick coverage units, Johnston tied for fourth on the team, and led all non-defensive players, in special teams tackles with ten. The past three seasons, only Bill Bates (64 tackles) has recorded more special teams stops than Johnston's 32. In the 1990 season opener against San Diego (9/9), the ever versatile Johnston lined up at both fullback and running back. Against New Orleans (12/2) Johnston hauled in a five-yard reception for the game winning TD in the fourth quarter of Dallas' 17-13 victory, and the following week against Phoenix (12/16) Johnston recorded his first NFL rushing touchdown on a six yard dash in the fourth quarter. Over the final six weeks of the 1989 season, Johnston gained 194 yards on 56 carries and caught a team-high three touchdown passes. Johnston, often the lone back in passing situations, also helped the Cowboys offensive line hold opponents to a club-record low 30 sacks. At Green Bay (10/8) Johnston became the first Cowboys rookie to start at fullback since Timmy Newsome in 1980. He recorded his first pro touchdown on a six yard reception against Miami (11/19). A second round draft pick, Johnston was drafted higher than any Syracuse running back since Larry Csonka was taken in the first round by Miami in 1968. GAMES/STARTS: 1989 (16/10), 1990 (16/0), 1991 (16/14). Total - 48/24.

COLLEGE: An All-America and All-East pick at Syracuse in 1988, Johnston rushed for 1,830 yards and caught 46 passes during his collegiate career. Against Boston College in 1988 the senior co-captain gained a career-high 138 yards rushing, the most by a Syracuse back since Larry Csonka rushed for 154 yards in 1967. The Orangemen won 21 games during Johnston's final two seasons.

PERSONAL: Daryl Peter Johnston was named Western New York player of the year in 1983 while playing for Lewiston-Porter High School in Youngstown, NY. Daryl graduated first in his class of 290 students with a 4.0 grade-point average. His sister JoAnn played goaltender for the University of Rochester soccer team, which won two national championships. He earned his degree in economics from Syracuse.

JOHNSTON'S COWBOYS TOTALS

Year	Rushing				
	No.	Yds.	Avg.	Long	TD
1989	67	212	3.2	13	0
1990	10	35	3.5	8	1
1991	17	54	3.2	10	0
Totals	94	301	3.2	13	1

Year	Receiving				
	No.	Yds.	Avg.	Long	TD
1989	16	133	8.3	28	3
1990	14	148	10.6	26	1
1991	28	244	8.7	22	1
Totals	58	525	9.1	28	5

SINGLE-GAME BESTS

Rush Yards — 60 vs. GBay, 12/24/89
 Rush Att. — 16 vs. GBay, 12/24/89
 Long Rush — 13 vs. Phil., 11/23/89
 Recpt. — 4, three times, last vs. Atl., 12/22/91
 Yds. Rec. — 47 twice, last @ GBay, 10/6/91
 Lg. Recpt. — 28 (10/22/89 @ KC)



Jimmie Jones

DEFENSIVE TACKLE • MIAMI
 HT: 6-4 • WT: 276 • BORN: 1/9/66
 D-3 FOR '90 • 3rd YEAR



PRO: If the Dallas defensive line is to rise to the next level in 1992, the performance of young players such as Jimmie Jones will go a long way toward that end. Jones, who has displayed flashes of dominance in spurts over the past two years, will be counted on to fulfill his potential — that of a tremendously gifted athlete with size, speed and


JONES, Cont.

quickness. After bouncing back and forth between the right and left end positions during the 1991 training camp, Jones started five straight games on the inside, at right tackle, from weeks 4 through 9. Included in that stretch was a week 4 performance at Phoenix (9/22) where he recorded season-high figures for tackles (5) and tackles for lost yardage (3 for minus 8 yards). He finished the season ranked second on the team in tackles for loss with six for minus 16 yards. Jones athletic ability (4.71 forty) made him an effective spot player in pass rushing situations late in the year from the end and tackle positions. He registered two big sacks, and two other QB pressures, in the Cowboys' playoff clinching win over the Eagles on (12/15). As a rookie in 1990, Jones made a fast adjustment to the pro game, and he turned out to be one of the true steals, as a third-round pick, in the '90 NFL Draft. Jones started six games at tackle in 1990 and was named to the All-Rookie Teams as selected by the U.P.I., The National, and the Pro Football Writers Association. He tied for the team lead in sacks as a first year player with 7.5, and finished the year sixth in sacks among NFL interior defensive linemen. He was also fourth among NFL rookies in sacks behind Aaron Wallace (L.A. Raiders), Renaldo Turnbull (Saints) and James Francis (Bengals). Jones registered 2.5 sacks vs. Tampa Bay, the most in one game by a Cowboy rookie since Randy White in 1975. Jones earned his first NFL start at left tackle in Week 6 at Phoenix (10/14) and started at that position through Week No. 10. He recorded his single game and career-high tackle total with seven stops against Philadelphia (10/28), and finished the year ranked fifth in quarterback pressures with 14. GAMES/STARTS: 1990 (16/6), 1991 (16/6). Total — (32/12).

COLLEGE: Jones was a key performer for three years on what was one of the best defensive lines in college football history. He was scheduled for stardom as a starter in his senior year, but missed spring drills prior to that campaign in order to take a job to support his family. When the 1989 Hurricane season began, Jones was listed as a back-up to Cortez Kennedy, the third player picked in the 1990 draft. Jones worked in a three-man rotation at defensive tackle for the '89 'Canes along with Kennedy and Russell Maryland, the first player selected in the 1991 draft by Dallas. That trio was the core of a Miami unit that led the nation in total defense en route to the 1989 Sugar Bowl and a Miami national championship. Jones was also a solid contributor to the 1987 national championship team in Coral Gables. He collected 173 total tackles and 16.5 sacks in his four years as a Hurricane. Including Jones, 11 Miami defensive linemen have been drafted in the first three rounds of the last 10 NFL drafts.

PERSONAL: Jones did not play football in his senior season at Okeechobee (FL) High School, because he had family obligations that forced him to hold down a full-time job. Jimmy Johnson offered the unknown talent a scholarship to Miami based on the performance he displayed on film as a junior. Jimmie majored in business at Miami. He has a daughter, Jimmeria.

JONES'S NFL TOTALS							
Year	Tackles			Sacks	QB Press.	Passes Def.	For. Fum.
	Solo	Ass.	Tot.				
1990	34	26	60	7.5	14	3	2
1991	24	9	33	2.0	10	0	0
Totals	58	35	93	9.5	24	3	0
Opponents' Fumbles Recovered							
Year	No.	Yds.	Avg.	Long	TD		
1991	2	11	5.5	10	0		



Tony Jordan

RUNNING BACK • KANSAS STATE
HT: 6-2 • WT: 220 • BORN: 5/8/65
FA FOR '92 • 3rd YEAR



PRO: An outstanding athlete with fine size, speed and running ability, Jordan will be looking to earn a roster spot as a backup to Emmitt Smith at the running back position.

Jordan comes to the Cowboys with experience in the NFC East having played in 22 regular season outings with the Cardinals in 1989 and 1988. Injuries have curtailed his development as an NFL player. Last year, after a season out of football, he made the Houston Oilers' final roster, but was released after the first game. In his third training camp with Phoenix in 1990, he was placed on injured reserve in the preseason with a shoulder injury and was then released without playing in a game. He spent that 1990 season out of the NFL, serving as a youth supervisor at a juvenile detention center in Rochester, New York. In his two seasons with the Cardinals, Jordan rushed for a career total of 371 yards on 144 carries and five touchdowns. In 1989, he played in 13 games for Phoenix, with eight starts (for the injured Stump Mitchell). He finished that year with 211 yards and two TDs on 83 carries. Jordan's first start in '89 was against San Diego (10/1). He started the next five games before suffering a shoulder injury that forced him to miss a game vs. Dallas (11/12). He registered his season-best numbers against the Cowboys on (10/29) with 18 carries for 68 yards and a long run of 14 yards. He registered rushing TDs vs. the Seahawks (9/17) and the Rams (11/19). A shoulder problem caused him to miss late-season games against Washington (12/3) and the Raiders (12/10). Jordan was drafted by the Cardinals as the second of two fifth round selections in 1988 (132nd overall), and he went on to play in nine games (with two starts) as a rookie. Those two starting assignments came in place of the injured Mitchell against the Browns (10/23) and Cowboys (10/31). He scored his first two NFL TDs on a pair of one yard runs in a 30-21 win over the Redskins (9/25). His third TD of 1988 was another one-yarder vs. Pittsburgh (10/9). GAMES/STARTS: 1988 (9/2-Phoe.), 1989 (13/8-Phoe.), 1991 (0/0-Hou.). Total - 22/10.

COLLEGE: In four seasons at Kansas State, Jordan amassed 1593 career yards on 427 carries (3.7 average) and nine TDs. He also caught 46 passes for 378 yards and two touchdowns. As a junior, he established a KSU single-game record with 215 yards on 35 attempts, including TD runs of four and 89 yards (longest in school history) against Iowa State. He also had a 74-yard TD reception in that ISU game.

PERSONAL: A native of Rochester, New York, Anthony Jordan was a second-team all-state selection as a senior running back at East High School in Rochester. He rushed for 1054 yards and 12 scores in his final prep season. Jordan was also a stand-out basketball and track performer, winning the state 100-meter dash championship. A prominent community worker throughout his career, Jordan has given his time to Special Olympics and Community Settlement House. He owns a complete set of professional disc jockey equipment, including mixing boards and over 1000 records. He earned a degree in social science at Kansas State.

JORDAN'S NFL TOTALS

Rushing						Receiving					
Year	No.	Yds.	Avg.	Long	TD	Year	No.	Yds.	Avg.	Long	TD
1988 (Phoe.)	61	160	2.6	12	3	1988 (Phoe.)	4	24	4.4	12	0
1989 (Phoe.)	83	211	2.5	15	2	1989 (Phoe.)	6	20	3.3	8	0
Totals	144	371	2.6	15	5	Totals	10	44	4.4	12	0



Craig Kupp

QUARTERBACK • PACIFIC LUTHERAN
HT: 6-4 • WT: 215 • BORN: 4/14/67
WAIV. FOR '91 • 2nd Year



PRO: When the Cowboys claimed Craig Kupp on waivers November 7, 1991, a day after he was released by Phoenix no one seemed to think much of his arrival, but a couple weeks later, when Troy Aikman went down with a knee injury against Washington, Kupp was the proverbial play away from becoming the Cowboys' quarterback. That play never materialized for him in Dallas, but a training camp injury to the Cardinals' Timm Rosenbach did allow Kupp to gain some experience while with Phoenix. In his only National Football League game, Kupp completed 3-of-7 attempts for 23 yards in the fourth quarter of the Cardinals' 34-0 loss to the Redskins at RFK on Sept. 15, 1991. This spring Kupp was one of three Cowboys' players to join the World League. He spent the first six weeks of the season with San Antonio, seeing little action, before being acquired by Montreal, where he spent the remainder of the season. Originally drafted in the fifth round by the New York Giants in 1990, Kupp was the ninth quarterback taken that year after Jeff George, Andre Ware, Tommy Hodson, Peter Tom Willis, Neil O'Donnell, Troy Taylor, Cary Conklin and Scott Mitchell. He signed with Phoenix following his preseason release from the Giants and spent the rest of the year on the Cardinals' practice squad. **GAMES/STARTS:** 1991 (1/0-Phoe.).

COLLEGE: As a senior at Pacific Lutheran, Kupp completed 185-of-286 pass attempts (64.7%) for 2,398 yards and 25 touchdowns while throwing only three interceptions to set a record for passing yards in a season and an NAIA Division II record for interception rate with a 1.04 mark. Against Southern Oregon late in the 1989 campaign, the unanimous All-Columbia Football Association pick set Pacific Lutheran records for yards passing (411) and touchdown throws (6) in a game while leading the Lutes to a 52-50 win. Kupp began his collegiate career at Montana Tech where he earned All-Frontier Conference honors as a quarterback and punter.

PERSONAL: Craig Kupp starred in football, basketball and as the No. 1 singles player on the tennis team at Selah, WA, High School. He majored in business administration and public relations at Pacific Lutheran. His father Jake was drafted by Dallas in the ninth round in 1964 and played guard for two seasons with the Cowboys. He was traded to Washington in a multi-player swap in 1966 then went on to play nine seasons (1967-75) with New Orleans, where he was voted to the Pro Bowl in 1969. Craig and his younger brother Kyle, a defensive back, were teammates at Pacific Lutheran. Craig's wife's name is Karin.

KUPP'S NFL TOTALS

Year	Att.	Comp.	Yards	Pct.	TD	Int.	Long	Sacks/ Yards	Rating
1991 (Pho.)	5	3	23	60.0	0	0	11	2/23	51.5



Leon Lett

DEFENSIVE TACKLE • EMPORIA STATE
HT: 6-6 • WT: 287 • BORN: 10/12/68
D-7 FOR '91 • 2nd YEAR




PRO: Coming out of tiny Emporia State University in Kansas, Leon Lett never experienced a strength program or training table until he joined the Cowboys in Austin last summer. Despite two-a-day workouts in the Texas heat, Lett managed to add nine pounds after the first week of camp. He was placed on injured reserve with a back problem on August 27 after making the 47-man roster and spent the next 11 weeks working under conditioning coach Mike Woicik. Lett improved his strength, gained more weight and was re-activated on November 21. Against undefeated Washington at RFK (11/24) on his first regular-season play in the National Football League, Lett stuffed Redskins running back Earnest Byner after a one-yard gain. Lett played some at defensive tackle the final five games of the season and in the playoffs. "I just try to make a big play every chance I get," said Lett. He took advantage of his opportunities early in training camp and in the Cowboys' preseason opener at Kansas City (8/3), when he forced Chiefs' quarterback Mark Vlasic into an incompletion then later nabbed Vlasic for a five-yard sack. In the preseason finale against Atlanta (8/23), Lett forced a fumble while tackling Steve Broussard for a loss at the Falcons' 27-yard line in overtime to set up the game-winning field goal. He also recorded two tackles for a loss and tied for the team lead in tackles with six in that Atlanta game. Lett finished the preseason knotted for the club lead in tackles for a loss with three. "Leon was the biggest surprise of training camp to me," said Defensive Line Coach Butch Davis. "At some point during every single drill at camp, he did something extraordinary. I never dreamed he could do some of the things he's done." The first person from Emporia State to make a Cowboys' roster, Lett was the first player to be drafted from the school since Steve Henry in the fifth round in 1979 and the first defensive lineman selected from Emporia State since John Lohmeyer in the fourth round in 1973. "When I line up against a guy, I'm not thinking about where he's from," said Lett. "I'm competing against him as a football player. People always bring up the small-school thing, but to me it's blown out of proportion." GAMES/STARTS: 1991 (5/0)

COLLEGE: A big part of a defense that held opponents to 4.1 yards per play and 3.1 yards per carry during his two years at Emporia State, Lett finished second on the team in sacks and earned All-NAIA District 10 honors despite missing three games due to a leg injury as a senior. He had a monster effort with six tackles, two tackles for a loss, a sack, an interception and a blocked kick against Northeastern Oklahoma State in 1990. Lett transferred to Emporia State after two seasons at Hinds, MS, Junior College.

PERSONAL: Leon Lett starred in football and basketball at Fair Hope, AL, High School. A sociology major at Emporia State, Lett aided the Shriner's Christmas Gift Drive in 1991. He has a daughter Shanavia (7/3/87).

LETT'S COWBOYS TOTALS

Year	Tackles			Sacks	QB Press.	Passes Def.	For Fum.
	Solo	Asst.	Tot.				
1991	1	1	2	0	0	0	0



Garry Lewis

CORNERBACK • ALCORN STATE
HT: 5-11 • WT: 185 • BORN: 8/25/67
TRADE, RAID. '92 • 3rd YEAR



PRO: In a move to strengthen both the secondary and special teams, Dallas acquired Garry Lewis in January, 1992, from the Los Angeles Raiders in exchange for a seventh-round draft choice in 1992. Lewis played in all 16 games for the Raiders in 1991, starting against Houston (9/1) and Buffalo (12/8) and recording 23 tackles and five passes defended. A key special teams player for the Raiders, he saw considerable action on the kickoff and punt coverage teams as well as their kickoff return squad. Originally a seventh-round draft choice (173rd overall) in 1990, Lewis had a strong showing during the 1990 training camp, earning the starting spot at cornerback for the first three games of the season. Because of a shoulder injury, he was forced to spend four weeks on injured reserve before returning to the active roster November 4. He logged 34 tackles and had three passes defended and one forced fumble in 12 games. His first NFL interception came during the AFC Championship game at Buffalo. GAMES/STARTS: 1990 (12/5-Raid.), 1991 (16/2-Raid.). Total - 28/7.

COLLEGE: A four-year letterman at Alcorn State, Lewis earned All-Southwestern Athletic Conference honors at cornerback as a junior and senior. He recorded 25 tackles, three interceptions, 15 passes defended, and recovered four opponents fumbles in 1989. As a junior he led the team with five interceptions and 10 passes defended. His sophomore season he started nine games, and played in 10 games as a freshman reserve cornerback and safety.

PERSONAL: Garry Lewis lettered in football, basketball and track for Cohen High School in New Orleans, LA, where he earned all-district honors as defensive back as a senior. He majored in physical education at Alcorn State.

LEWIS' NFL TOTALS

Year	Tackles		Sacks	Passes Def.	For. Fum.
	Solo	Asst. Tot.			
1990 (Raid.)	-	- 34	0	3	1
1991 (Raid.)	-	- 23	0	5	0
Totals	-	- 57	0	8	1



Tony Lomack

WIDE RECEIVER • FLORIDA
HT: 5-8 • WT: 190 • BORN: 4/27/68
FA FOR '92 • 2nd YEAR



PRO: A talented wide receiver with solid kickoff and punt returning skills, Tony Lomack will be competing for a roster spot at one of the team's more talented position groups. A ninth round draft choice by the Los Angeles Rams in 1990, Lomack made the Rams' final 47-man roster and spent the first 11 weeks of the season on injured reserve with a hamstring problem. He played in the next four games and then spent the final week of the '90 season on the practice squad. After becoming a free

LOMACK, *Cont.*

agent in 1991, Lomack signed with the Phoenix Cardinals. He earned a Cardinals' roster spot following training camp but was released after one game when Phoenix traded for wide receiver Randal Hill. Lomack registered his only NFL kickoff return (a 19-yarder) in the Cardinals' 1991 opening day win (9/1) over the Rams. GAMES/STARTS: 1990 (4/0-Rams), 1991 (1/0-Phoe.). Total - 5/0.

COLLEGE: Lomack enjoyed a productive four-year career at the University of Florida as a receiver and return specialist. He caught 38 passes for 578 yards (15.2 yard average) and returned 25 punts for 105 yards. He also handled 30 kickoff returns for 710 yards, one touchdown, and a healthy 23.7 yard average. He was a teammate of Cowboys running back Emmitt Smith for three years while at Florida.

PERSONAL: A native of Tallahassee, FL Lomack earned honorable mention All-America recognition as a senior at Leon High School. His prep career numbers include 60 touchdowns and 5285 all-purpose yards. Lomack majored in sociology at Florida, and he resides in Tallahassee in the off-season.



Kelvin Martin

WIDE RECEIVER • BOSTON COLLEGE
HT: 5-9 • WT: 162 • BORN: 5/14/65
D-4 FOR '87 • 6th YEAR



PRO: After establishing himself as a top receiver in the National Football League by catching 45-or-more passes each season from 1988-90, last season Kelvin Martin was one of the top punt returners in the NFL, while cementing a place among the best punt returners in team history. Against Philadelphia (12/15) in a critical game for the Cowboys' playoff hopes, Dallas was trailing 13-11 in the fourth quarter when K-Mart brought back a punt 85 yards for the winning touchdown. It was the longest punt return in the NFL last season, the third longest in team history and the longest by a Cowboys' player since Dennis Morgan's 98-yarder against St. Louis in 1974. In addition it was the first punt returned for a touchdown for Dallas since Gary Allen in 1983. Martin set a club record with 124 punt return yards against the Eagles. Last year he averaged 11.6 yards per return — the fifth highest in team history and the highest since Morgan's 15.1 mark in 1972 — to place third in the NFL, the highest by a Cowboys' player since Morgan finished third in 1974. Only Bob Hayes with an 11.1 mark from 1965-74 has a better career punt return average in team history than Martin's 9.4 standard. Over the final 11 games, including playoffs, of 1991, Martin averaged 13.2 yards per return (18-237). Although he was limited to the role of the third wide receiver in passing situations, Martin, who has 27 catches on third or fourth down for a first down since 1989, made some big catches for Dallas last season. Almost half (seven) of his catches in 1991 came on third down to sustain drives. Both of his season-long 27-yard receptions (vs. Phil., 9/15; @ Wash., 11/24) came on third-down plays. "I want to be on the field so I'm happy to do what is necessary," said Martin. "When my number is called, I'll be ready." With six catches of 18-or-more yards, Martin averaged a single-season career-high 15.2 yards per catch last season. "When Kelvin goes into the ball game, he makes plays for us," said Cowboys Head Coach Jimmy Johnson. With 180 career catches, Martin needs 31 receptions to tie Herschel Walker in 10th spot on the Cowboys' all-time receiving list. Despite a torn anterior cruciate ligament in his left knee that ended his 1989 season after 11 games and limited his offseason preparation for 1990, Martin led the Cowboys in receiving each season. In 1990 he caught a single-season career-

MARTIN, Cont.

high 64 passes — tying him for the third most in a season by a Cowboys' wide receiver — to finish eighth among NFC wide receivers. From 1988-90 Martin matched Hayes, Tony Hill and Drew Pearson as the only wide receiver in team history to catch 45-or-more passes in three consecutive seasons. In 1989 Martin caught a team-high 11 passes on third down that gave Dallas a first down and with nine was second to Jay Novacek's 11 drive-sustaining receptions the next season. In the 1990 season opener against San Diego (9/9) in his first start since suffering the knee injury against Miami on Nov. 19, 1989, Martin made two big catches to finish with a season-high 78 receiving yards. He set up the Cowboys' first touchdown with a 19-yard catch to the Chargers' 25-yard line in the first quarter and had a 24-yard grab at San Diego's one that led to Troy Aikman's sneak for the winning score with 1:58 remaining. Over the season's final half, when he caught 38 passes, Martin led or tied for the team lead in receiving in six of eight games. Against the Jets (11/4) he tied his single-game career-high with eight catches. At the time of his injury in 1989, Martin was 10th in the NFL in receptions and receiving yards. Against the Giants (10/1) Martin caught a career-long 46-yarder to set up a field goal. Martin established himself as a top NFL wide receiver in 1988 when he caught a single-game career-high eight passes for 95 yards and two touchdowns in a Monday night game at New Orleans (10/3). Three weeks later he had another eight-catch game, this time for a career-high 97 yards in Philadelphia (10/23). As a rookie in 1987, Martin averaged 9.8 yards per punt return, which at the time was the best by a Cowboys' player since James Jones' 10.1 average in 1980. Due to injuries, Martin did not play until the ninth game of his rookie season. GAMES/STARTS: 1987 (7/0), 1988 (16/7), 1989 (11/11), 1990 (16/16), 1991 (16/0). Total — 66/34.

COLLEGE: Martin finished among the nation's top 10 punt returners in each of his final three seasons at Boston College, including a 15.3-yard average his last two years. Martin also led the nation's receivers in yards per catch with a 19.6 average in 1985. He caught a school-record 10 touchdown passes in 1984. Martin also set Boston College career marks for receptions (133), receiving yards (2,377) and touchdown catches (28).

PERSONAL: Kelvin Brian Martin earned all-city and all-conference honors at Ribault High School in Jacksonville, FL. Kelvin and wife Lynn live in Coppell, TX, with their son Kelvin, Jr. (10/20/89). They also have two Akita dogs - Roscoe and Sheba. Kelvin majored in speech communications at Boston College.

MARTIN'S COWBOYS TOTALS

Year	Receiving				
	No.	Yds.	Avg.	Long	TD
1987	5	103	20.6	33	0
1988	49	622	12.7	351	3
1989	46	644	14.0	46	2
1990	64	732	11.4	45	0
1991	16	243	15.2	27	0
Totals	180	2344	13.0	46	5

Year	Kickoff Returns				
	No.	Yds.	Avg.	Long	TD
1987	12	237	19.8	38	0
1988	12	210	17.5	31	0
1991	3	47	15.7	25	0
Totals	27	494	18.3	38	0

Punt Returns

Year	No.	FC	Yds.	Avg.	Long	TD
1987	22	2	216	9.8	38	0
1988	44	15	360	8.2	21	0
1989	4	5	32	8.0	12	0
1990	5	3	46	9.2	17	0
1991	21	8	244	11.6	85t	1
Totals	96	33	898	9.4	85t	1

SINGLE-GAME BESTS

Recepts. — 8 @ N.O., 10/3/88; @ Phil., 10/23/88;
 @ Jets, 11/4/90
 Rec. Yards — 97 @ Phil., 10/23/88
 Long Rec. — 46 vs. Gia., 10/1/89
 TD Rec. — 2 @ N.O., 10/3/88
 Long Punt Ret. — 85t @ Phil., 12/15/91



Russell Maryland

DEFENSIVE TACKLE • MIAMI
HT: 6-1 • WT: 277 • BORN: 3/22/69
D-1A FOR '91 • 2nd YEAR



PRO: Hard work and determination have been the keys to Russell Maryland's success. Each day after practice last season, Maryland would trudge over to the blocking sleds and work on his techniques. Sometimes he would be alone. On other occasions he would be joined by 10-year veteran Jim Jeffcoat who would pass on advice to the rookie. These sessions continued some in the spring when they were joined by several of the Cowboys young defensive linemen. It was another example of the work habits and ability to influence others that earned Maryland the nickname "The Conscience" at the University of Miami. As his playing time increased midway through 1991, Maryland began to make big contributions. After a season-high three quarterback pressures against Phoenix (11/3), Maryland was promoted to the first unit the next week vs. Houston. On the Oilers' final play from scrimmage before kicking the game-winning field goal in overtime, Maryland dropped Lorenzo White for a two-yard loss and almost forced a fumble. He finished his first pro start with five tackles, a sack, a quarterback pressure and the tackle for a loss. Over the final seven regular-season games, no Cowboys player had more sacks or quarterback pressures than Maryland. He finished the year with 4 1/2 sacks to lead NFL rookie defensive linemen and place second behind Denver's Mike Croel among all rookies in the league. Despite starting only seven games, Maryland finished second on the team in quarterback pressures with 16. Only Tampa Bay's Keith McCants, who started 16 games last year, had more forced fumbles among defensive linemen in the league in 1991 than Maryland. Named the NFL Rookie of the Year by the Edelstein Pro Football Letter, Maryland earned all-rookie honors from Pro Football Writers of America, Pro Football Weekly and College & Pro Football Newsweekly. During the Cowboys' five-game winning streak to end the season and make the playoffs, Maryland spurred a defensive effort that held opponents to 82.4 yards rushing per contest. In addition Dallas did not allow a touchdown on the ground the final three weeks of the season. Against Pittsburgh on Thanksgiving Day, he recorded two sacks, then in the win at Philadelphia to clinch a postseason berth, Maryland had a season-high seven tackles. When Dallas beat the Bears in Chicago (12/29) in a first-round playoff match, he came through with five tackles, a sack, two quarterback pressures and batted down a pass. Maryland joined Buck Buchanan (1963), Bubba Smith (1967) and Ken Sims (1982) as only the fourth defensive tackle to be drafted with the first overall pick in the NFL draft. Including Maryland, four Miami defensive linemen — Jerome Brown (1987), Bill Hawkins (1989), Cortez Kennedy (1990) — were selected in the first round from 1987-91. GAMES/STARTS: 1991 (16/7).


COLLEGE: A two-time All-America and 1990 Outland Trophy winner, Maryland played a big role on a Miami team that compiled a 44-4 record, never lost at home, won four straight bowl games, captured two national titles and finished no lower than third in the rankings during his tenure. Maryland's final game with the Hurricanes came in Dallas against Texas in the 1991 Cotton Bowl where he tied a career-high with three sacks to earn defensive player of the game honors. Maryland also had a big day in Miami's 1989 Sugar Bowl win over Alabama, with eight tackles and two sacks. When Miami played Notre Dame in 1990, Maryland recorded a career-high 20 tackles.

MARYLAND, Cont.

PERSONAL: Russell Maryland starred as a two-way lineman at Whitney Young High School, where he also competed on the track team in the shot put and was undefeated in the "Big Man's 60-yard dash," which was open only to competitors in the field events. Due to his scholastic achievements at Whitney Young, one of Chicago's toughest for academics, Maryland could have attended several Ivy League schools. He graduated with a degree in psychology prior to his final season at Miami and wrote a column for USA Today on underclassmen entering the NFL draft. During the offseason Russell helped award badges to inner-city Boy Scouts in Dallas and judged students' drawings as part of an anti-drug campaign in McKinney, TX.

MARYLAND'S COWBOYS TOTALS

Year	Tackles			Sacks	Loss	QB Press.	Passes Def.	For Fum.
	Solo	Asst.	Tot.					
1991.....	20	13	33	4 ½	5	16	1	3



Brian Mitchell

CORNERBACK • BRIGHAM YOUNG
HT: 5-9 • WT: 164 • BORN: 12/13/68
FA FOR '92 • 2nd YEAR



PRO: Brian Mitchell signed with Dallas as a Plan B free agent last Spring after spending his rookie season with Atlanta. Playing mainly as a nickel back, he tallied 33 tackles in 1991. In the Falcons' home opener against Minnesota (9/8), Mitchell tallied a season-high six tackles, a figure he matched at San Francisco (10/13), when he also recorded a quarterback pressure and forced a fumble from 49ers wide receiver Jerry Rice. A week later in Phoenix (10/20), Mitchell twice caught Cardinals quarterback Tom Tupa for a sack on blitzes. Mitchell, who was drafted in the seventh round by Atlanta in 1991, was released on the final cut of training camp then re-signed by the Falcons after the first regular-season game. GAMES/STARTS: 1991 (15/0 - Atl.)

COLLEGE: An honorable mention All-America in 1990, Mitchell led Brigham Young in passes defended and also led the secondary in tackles as a senior. The two-time All-Western Athletic Conference honoree set a school record with a 97-yard interception return for a touchdown against New Mexico in 1989 when he led the Cougars in solo tackles, interceptions and punt returns. He also brought back an interception 49 yards for a score against Colorado State in 1990.

PERSONAL: Brian Keith Mitchell earned all-district honors as a running back and defensive back at Waco, TX, High School. He earned All-America recognition for track at BYU in the spring of 1990. Brian's brother Patrick was a freshman defensive back for the Cougars in 1991. Brian majored in marketing at BYU.

MITCHELL'S NFL TOTALS

Year	Tackles			Sacks	Passes Def.	For Fum.
	Solo	Asst.	Tot.			
1991 (Atl.)	22	11	33	2	3	1



Godfrey Myles

LINEBACKER • FLORIDA
HT: 6-1 • WT: 241 • BORN: 9/22/68
D-3A FOR '91 • 2nd YEAR



PRO: When the pain in his shoulder subsided enough for him to play, Godfrey Myles showed the signs of being a top player for the Cowboys in 1991. The source of the discomfort was a screw, from a surgery while at the University of Florida, that was too long and tore at the muscle in his right shoulder. After missing several weeks of training camp due to the injury, Myles led the Cowboys in tackles with six in his first pro game, a preseason skirmish at Houston (8/18). He topped the team in special teams tackles against Philadelphia (9/15) then the next week in Phoenix had to leave the game due to the shoulder problem. Myles was placed on injured reserve September 25, underwent surgery to repair the injury October 10 and missed the rest of the season. The eighth linebacker selected in the 1991 draft, Myles was picked with the highest choice used on a Florida linebacker since 1988 when Clifford Charlton was taken in the first round by Cleveland. Myles was the ninth University of Florida player to be drafted by Dallas between 1983-91. GAMES/STARTS: 1991 (3/0)

COLLEGE: An honorable mention All-America pick in 1989-90, Myles started 11 games at "Gatorback", a combination strong safety/outside linebacker in Florida's defense as a senior. He finished third on the team in sacks and tackles to earn All-Southeastern Conference in 1990. Named the "most underrated player in the country" by The Sporting News prior to his junior year, Myles compiled 15 tackles for a loss, four interceptions, eight passes batted down, 3½ sacks, three forced fumbles and one fumble recovery in his final 19 starts for the Gators.

PERSONAL: Godfrey Myles was a second-team all-state pick at Carol City High School in Miami. He also was selected to Florida's 35-man Super Squad that met a team of Georgia prep all-stars in the summer of 1987. Myles majored in sociology at Florida.



Nate Newton

TACKLE • FLORIDA A&M
HT: 6-3 • WT: 332 • BORN: 12/20/61
FA FOR '86 • 7th YEAR




PRO: Nate Newton's play against some of the top defenders in the National Football League was a cornerstone, particularly down the stretch, in the Cowboys' drive to the playoffs in 1991. After missing the Giants (11/17) and Washington (11/24) games due to a sprained right knee, Newton played a big role in the Cowboys' six-game winning streak at the end for the year. Against a New Orleans (12/8) team that ranked second in the NFL in total defense, rush defense and pass defense, in addition to tying for third in the league in sacks, Dallas did not give up a sack and allowed Emmitt Smith to become the first back in 1991 to top 100 yards rushing against the Saints. In that game Newton held New Orleans linebacker Rickey Jackson, who finished ninth in the NFL with 11½ sacks last season, without a sack. The next week in the playoff-clinching win at Philadelphia (12/15), Newton limited All-Pro

NEWTON, *Cont.*

Reggie White to one sack, the Eagles only sack of the day and what proved to be the low sack output of the season for Philadelphia, who led the league in defense and sacks in 1991. Earlier last year Newton held Pro Bowl defensive end Charles Mann without a tackle as the Cowboys offense rolled up 349 total yards against Washington (9/9). In addition Dallas ran behind Newton for most of the afternoon as Emmitt Smith gained 122 yards, 98 in the second half, against Green Bay (10/6), which entered the game as the NFL's top run defense. Oilers defensive end William Fuller, who earned AFC Pro Bowl honors, was limited to one tackle and no sacks by Newton on November 17. In five games last season Newton lined up opposite a player who finished in the top 10 in sacks in 1991, allowing a total of two sacks in those battles. Named to the All-Madden team for the third consecutive season in 1991, Newton, who has missed only three starts in the Cowboys' past 75 games, has 74 career NFL starts, tops among the Dallas offensive unit. The starting left guard for Dallas from 1987-89, Newton switched to right tackle early in training camp in 1990. He made a quick transition to his new spot and played well from the beginning with his most-anticipated matchup coming against the Eagles' White. "He's the big dog, the top dog," said Newton. "I want to come with my best because I know he's coming with his best. It's the type of game you don't dread because if you do well against Reggie White and get his respect, everyone will know." In two 1990 meetings between the Cowboys and Eagles, White tallied three total tackles and no sacks. Newton was named the Cowboys' Most Valuable Offensive Player by Pro Football Weekly and was the only Dallas offensive lineman to earn All-Pro votes from Associated Press. After signing with Dallas as a free agent in 1986, Newton served as a backup guard before winning the starting left guard position the next season. He joined the Cowboys following two campaigns with the USFL's Tampa Bay Bandits. Newton originally signed with the Washington Redskins out of college as a free agent in 1983 but was released on the final cut. GAMES/STARTS: 1986 (11/0), 1987 (11/11), 1988 (15/15), 1989 (16/16), 1990 (16/16), 1991 (14/14). Total — 83/72.

COLLEGE: Newton played on both the offensive and defensive lines while winning four letters at Florida A&M. He was a team captain as a senior when he was named all-conference. One of Newton's teammates was Willie Harper, brother of Cowboys wide receiver Alvin Harper.

PERSONAL: Nathaniel Newton, Jr., was an all-around athlete at Jones High School in his native Orlando, FL, where he played football, basketball, wrestling and track (shot put). Nate's younger brother, Tim, is a defensive tackle for the Tampa Bay Buccaneers. Nate served as a spokesman for the 1989 GTE/Cowboys Food Drive and he enjoys teaching at youth football camps. In March, 1992 he spoke to the Drug Abuse Resistance Education graduation in Coppell, TX. Newton also served as an analyst the morning after games last year for KKDA-FM in Dallas-Fort Worth. He and wife Dorothy live in Coppell, TX, with their children, Jessica (12/9/83) and Nathaniel III (10/15/89).



Danny Noonan

DEFENSIVE TACKLE • NEBRASKA
HT: 6-4 • WT: 275 • BORN: 7/14/65
D-1 FOR '87 • 6th YEAR



PRO: With all the new faces on the defensive line in 1991, Danny Noonan, in only five NFL seasons, has quickly become one of its more senior members. Of the eight linemen from last year, only Noonan, Tony Casillas and Jim Jeffcoat have more

NOONAN, *Cont.*

than three NFL seasons under their belt. Noonan's experience and versatility earned him the starting right tackle spot the first three games of the 1991 season before he assumed a backup role at both right and left tackle. Against Washington (9/9) he recorded four solo tackles, a tackle for a loss and sacked Mark Rypien for an 11 yard loss late in the fourth quarter. When Casillas went down with an injured elbow against Houston (11/10), Noonan stepped in and recorded a season-high five tackles, and the following week against the Giants (11/17) he recorded two tackles and a tackle for a loss while lining up some at both right and left tackle. In 1990 Noonan led all defensive linemen, and finished fourth on the team, with 85 tackles, surpassing his previous single-season high of 84 tackles from 1988. His nine tackles at Atlanta (12/30) were his highest single-game tackle total since October 30, 1988, when he had nine against Phoenix, and his two sacks at Tampa Bay (10/21) were his best since October 23, 1988, when he had three sacks against Philadelphia. Noonan earned a game ball from the coaching staff for his eight tackles and two passes defended vs. New Orleans (12/2). After missing most of the first 10 weeks of 1989 with a sprained groin suffered in training camp, Noonan showed his versatility against Miami (11/19) by playing every defensive line position in his first game back. With his return to the starting lineup the final four weeks of the season, came a dramatic improvement from the defense, holding opponents to 301.6 total yards, including 95.8 yards rushing and 205.8 passing. In 1988 Noonan led all defensive linemen in tackles and tied for the team lead in sacks despite injuries to his left knee and hip. Against Atlanta (9/25) he intercepted a tipped pass and returned it 17 yards for a touchdown and sacked Chris Miller in the endzone for a safety. After beginning his rookie season as a reserve defensive end, Noonan was moved to right tackle where he shared the position with Randy White the second half of the year. Noonan was the 12th player selected in the 1987 draft, and he is one of the three Dallas defensive tackles who were selected within the first 12 picks of their respective drafts (Russell Maryland, 1st, 1991; Noonan, 12th, 1987; Casillas, 2nd, 1986). GAMES/STARTS: 1987 (11/0), 1988 (16/16), 1989 (7/5), 1990 (16/15), 1991 (15/3). Totals — 65/39.

COLLEGE: Noonan was a consensus All-America at nose tackle in 1986 after anchoring a Nebraska defense that ranked second in the nation, allowing just 235.5 yards per game and 2.4 yards per rush. Noonan had 53 tackles and a team-high seven sacks as a senior. In 1985 he earned honorable mention All-America and second-team All-Big Eight honors. In September, 1991, Noonan was inducted into the Nebraska Football Hall of Fame. A dedicated worker in the weight room, Noonan was lifting weights when the Cowboys drafted him.


PERSONAL: A native of Lincoln, Noonan was born six miles from the University of Nebraska campus. He led his Lincoln Northeast High School team to the state championships in 1982 while earning All-America honors. Noonan, who is working towards his degree in criminal justice from Nebraska, donates his time to the Make-A-Wish Foundation in Dallas. Danny and wife Penny live in Coppell, TX.

NOONAN'S COWBOYS TOTALS

Year	Solo	Tackles		Tkl/ Loss	Sacks	QB Press.	Passes		Saf.
		Asst.	Tot.				Def.		
1987	19	8	27	-	1	-	0	0	
1988	49	35	84	-	7½	-	0	1	
1989	17	6	23	-	1	9	1	0	
1990	52	33	85	-	4½	16	4	0	
1991	11	9	20	2(-3)	15	1	1	0	
Totals	148	91	239	2(-3)	15	26	6	1	

Interceptions

Year	No.	Yds.	Avg.	Long	TD
1988	1	17	17.0	171	1



Ken Norton

LINEBACKER • UCLA
HT: 6-2 • WT: 238 • BORN: 9/29/66
D-2 FOR '88 • 5th YEAR



PRO: "Jack of all trades, master of all positions" is what Ken Norton has become among the Cowboys linebacking corps. The starter at weakside linebacker in 1989-90, Norton was switched to middle linebacker early in training camp last year, then to the strongside prior to the final preseason game. In 1992 he's slated to return to the weakside. "He's played more positions here the last two years than some guys play in 10," said Defensive Coordinator and Linebackers Coach Dave Wannstedt. "That's a credit to his ability and willingness and intelligence." Whether at weakside or strongside, Norton has been the Cowboys' big-play linebacker the past two seasons. In 1991 he led Dallas with 13 tackles for a loss, including 12 in the final nine regular-season games. Norton also led all non-linemen in quarterback pressures with seven. In the playoff-clinching victory over Philadelphia (12/15), he had a season-high three tackles behind the line. Against Atlanta in the season finale, Norton partially blocked a punt at the Falcons' 13-yard line to set up the winning touchdown in the fourth quarter. "When it's late in the game and you're down, the opponent is driving the ball and you need a play to pull the team together, that's when leadership comes about," said Norton. "When the intensity rises, you raise your own level of play. That's what makes you a leader." In two playoff games he set the pace with a team-high 17 tackles, along with a tackle for a loss, two quarterback pressures and a pass batted down. In the first-round playoff game against the Bears (12/29), Norton first teamed with Tony Tolbert to stop Neal Anderson for no gain on a third-and-goal from the Dallas one-yard line, then stopped Anderson again this time for a seven-yard loss on a screen pass in the fourth quarter. The next week in Detroit he led the way with seven stops. "I felt I had a slow start because of the changes," said Norton. "But as the season went on and I understood what I could get away with on the strongside, things started to take off." At weakside linebacker in 1990, Norton led Dallas in solo tackles, finished second in total tackles, topped all linebackers in sacks for the second straight year and tied for second on the club in both forced fumbles and fumbles recovered. All this despite missing most of the final two games after suffering torn cartilage and a sprained ligament in his right knee in the first quarter at Philadelphia (12/23). After surgery he spent most of the offseason prior to 1991 rehabilitating the injury. Earlier in 1990 Norton recovered a fumble on the Dallas two-yard line in Phoenix (10/14) then made a team-high 11 tackles, a sack and forced a fumble at the Buccaneers' 26-yard line to set up a field goal the next week in Tampa. In the Cowboys' 24-21 victory over the Rams (11/18), Norton forced and recovered a fumble at the Dallas six-yard line with the score tied in the fourth quarter. Dallas scored the winning field goal on the ensuing drive. In 1989 Norton played the equivalent of nine games, because he missed three games with an injured knee and played only the first and third quarters the last half of the season. He still finished sixth on the team in tackles with 87, which would project out to over 150 tackles if he played four quarters for 16 games. Norton had 12 tackles in his first NFL start in the season opener against New Orleans (9/10) and two sacks the next week in Atlanta (9/17) before spraining his left knee against Washington (9/24). Norton returned to the lineup in Kansas City (10/22) then recorded a career-high 13 tackles the following game against Phoenix (10/29). After missing most of the season after breaking a thumb in preseason, Norton recovered a fumble and batted down a pass in the final three games of his rookie year. Selected in the second round in 1988, Norton was drafted with the highest pick used on a UCLA


NORTON, Cont.

linebacker since Jerry Robinson was taken in the first round by Philadelphia in 1979. GAMES/STARTS: 1988 (3/0), 1989 (13/13), 1990 (15/15), 1991 (16/16). Totals — 47/44.

COLLEGE: An All-America inside linebacker at UCLA, Norton led the Bruins in tackles each of his final two seasons. Norton, who was the only West Coast nominee for the Butkus Award in 1987, also broke up 18 passes during his Bruins career.

PERSONAL: Ken Norton, Jr., averaged 8.8 yards per carry as a senior tailback at Westchester High School in Los Angeles. He did not play football until his junior year. His father Ken, Sr., is the former heavyweight boxing champion and played football at Northeast Missouri State. Ken, Jr., a political science major at UCLA, won the players' racquetball tournament during the offseason. He contributes his time to the Big Brothers and to Entertainers and Athletes for Kids in Los Angeles. In Dallas Ken works with the Pediatric Aids Foundation and the Special Olympics. He and wife Angela have a daughter Brittney (3/15/85).

NORTON'S COWBOYS TOTALS									
Year	Solo	Tackles Ast.	Tot.	Sacks	QB Press.	Tkl/ Loss	Passes Def.	For. Fum.	
1988	0	0	0	0	-	-	1	0	
1989	56	31	87	2½	5	-	0	1	
1990	79	40	119	2½	4	-	1	3	
1991	54	40	94	0	7	13(-34)	1	0	
Totals	189	111	300	5	16	13(-34)	3	4	
Opponents' Fumbles Recovered									
Year	No.	Yds.	Avg.	Long	TD				
1988	1	11	11.0	11	0				
1990	2	0	0.0	0	0				
Totals	3	11	3.7	11	0				



Jay Novacek

TIGHT END • WYOMING

HT: 6-4 • WT: 231 • BORN: 10/24/62

FA FOR '90 • 8th YEAR

84

PRO: After establishing himself as one of the National Football League's top tight ends over the past two seasons, in 1992 Jay Novacek can accomplish what only one other Cowboys player and no Dallas tight end has ever done. With 50-or-more catches this season, Novacek will match Herschel Walker as the only player in team history with three consecutive 50-reception seasons. He also would become the first Dallas tight end to accumulate three seasons of 50-or-more catches. In addition Novacek enters 1992 with three 100-yard receiving games with Dallas (five in the NFL). The Cowboys career record for 100-yard receiving games by a tight end is four by Doug Cosbie from 1979-88. Novacek began last season where he left off in 1990, when he led NFL tight ends in catches and Dallas in third down catches for first downs. Against Green Bay in Milwaukee (10/6), Novacek had 121 yards on a career-high 11 catches, which were the most in the NFC in 1991, tied the second most catches in a game in team history and matched the club game record for a tight end set by Doug Cosbie in 1985. Two games later in Detroit (10/27), Novacek caught 10 passes for a career-high 131 yards, the second most ever by a Dallas tight end to Cosbie's 159 receiving yards in 1985. Novacek's 49-yard reception against the Lions is the longest by a Dallas tight end since Cosbie's 61-yarder in 1983. "We do things with Jay that I don't think many other teams even think of trying with their tight ends," said Cowboys quarterback Troy Aikman. "I can't imagine a tight end who does more for his offense than Jay does for us." Novacek's fine season was somewhat marred when he suffered a sprained left knee late in the fourth quarter against the Giants (11/17) in the

NOVACEK *Cont.*

11th game of the year. Before the injury Novacek was on a pace to collect 79 catches, which would have set a club season record for tight ends and been the second most in team history to Michael Irvin's 93 catches, also from last season. Novacek, who enters 1992 with a team-high 201 career NFL catches, was on a rate to accumulate 876 receiving yards, which would have surpassed the Cowboys' season record for tight ends of 789 set by Doug Cosbie in 1984. Heading into that Giants game, Novacek was fourth overall in the NFC in catches and led league tight ends in receiving yards. He was limited to holding for extra points and field goals in the next two games, which halted his 30-game streak with at least one reception. After returning part-time to the offensive unit against Pittsburgh (11/28), Novacek caught at least one pass in the Cowboys' final five games, including playoffs, to give him a 35-game pass catch streak when he lines up at tight end. Novacek returned to the starting lineup at Philadelphia (12/15) where he caught his 200th career pass. Despite the injury, Novacek matched his season career highs for catches (59 in 1990) and touchdown receptions (4 in 1988 and '90) and surpassed his season career high for receiving yards of 657 in 1990 with 664 yards last year. He led the NFC and placed second in the NFL in both receptions and receiving yards to earn his first trip to the Pro Bowl. In addition he was named first-team All-Pro by College & Pro Football Weekly; second team All-Pro by Associated Press and Newspaper Enterprise Association; and All-NFC by United Press International, Football News and Pro Football Weekly. Nicknamed "Paycheck" by teammates because "when you throw it to him, you can take it to the bank. He doesn't drop anything," explained Cowboys fullback Tommie Agee. Novacek, has 23 third or fourth downs catches for first downs since 1990, including 12 to finish second on the Cowboys in 1991. The biggest catch of his career was a game-winning touchdown grab on third-and-goal from the Bears' three-yard line in the fourth quarter of the first-round playoff game at Chicago (12/29) last season. In 1990 Novacek was named first-team All-Pro by Football News, second-team All-NFC by UPI and third-team All-Pro by Associated Press. He led the team in catches in five of the first eight games, despite missing most of the Giants game (9/16) and playing only in passing situations at Washington (9/23) due to a sprained shoulder. He returned to start the next week against the Giants at the Meadowlands (9/30) and snared a season-high nine passes. In addition, Novacek scored his first touchdown with the Cowboys on his 100th NFL grab in that Giants game. Dallas signed Novacek as a Plan B free agent from Phoenix in 1990 after he caught 81 passes for 1,048 yards and eight touchdowns with the Cardinals from 1987-89. His best season with Phoenix came in 1988 when he grabbed 38 passes for 569 yards and four touchdowns. Novacek led NFC tight ends with 26 catches after seven weeks before a hamstring injury limited him the rest of the 1988 campaign. In the season's third game against Tampa Bay (9/18), he caught five passes for 102 yards, including a 42-yarder for a touchdown late in the fourth quarter to win the game. Two weeks later against the Rams (10/2), Novacek caught a season-high nine passes. He opened the 1987 season as the starting tight end and caught seven passes for 101 yards, the most by a Cardinals' tight end since 1974, against San Diego (9/20). However, a broken bone in his elbow in the sixth game forced him to miss five weeks. In 1986 he sat out the first six games of the year with a broken thumb and the final two games with a strained knee. A sixth-round draft pick by the Cardinals in 1985, Novacek played mainly on special teams as a rookie. GAMES/STARTS: 1985 (16/0-Card.), 1986 (8/0-Card.), 1987 (7/4-Card.), 1988 (16/1-Card.), 1989 (16/1-Card.), 1990 (16/15), 1991 (16/12). Total — 95/33 (Dallas - 32/27)

COLLEGE: An All-America at Wyoming, Novacek averaged 22.5 yards per catch on 33 receptions as a senior in 1984. He finished his collegiate career with 83 catches for 1,536 yards and four touchdowns, including an 83-yarder.

PERSONAL: Jay McKinley Novacek was an all-state quarterback at Gothenburg,

NOVACEK, *Cont.*

NE, High School where he was coached by his father Jerry. The University of Wyoming record holder in the decathlon and the pole vault, Novacek won the Western Athletic Conference championship in the decathlon in 1984. He also competed in the decathlon at the 1984 U.S. Olympic Trials. Last April Novacek won the team event and had the highest individual score in the NFL-National Cuttin Horse Association Super Stakes, which matched a top cutting horse professional with an NFL player. He also participated in a celebrity cutting horse competition to benefit Texas A&M's children therapeutic program. Novacek hosts a one-week youth football camp at East Texas State University in Commerce, TX during the offseason. Jay and wife Yvette live on a 30-acre ranch in Denton, TX, with their yellow labrador dogs, Marlo and Teal and own a ranch in North Platte, NE. He donates time to help the Party Smart campaign, the Drug Abuse Resistance Education program and appeared on a 'Stay in School' poster for the Dallas All Sports Association. His brother Jason, also an outstanding decathlete, was signed as a free agent tight end by Cincinnati in 1990 after playing at Fresno State.

NOVACEK'S NFL TOTALS

Receiving						Rushing					
Year	No.	Yds.	Avg.	Long	TD	Year	No.	Yds.	Avg.	Long	TD
1985 (Card.)	1	4	4.0	4	0	1988 (Card.)	1	10	10.0	10	0
1986 (Card.)	1	2	2.0	2	0	Kickoff Returns					
1987 (Card.)	20	254	12.7	25	3						
1988 (Card.)	38	569	15.0	42	4	Year	No.	Yds.	Avg.	Long	TD
1989 (Card.)	23	225	9.8	30	1	1985 (Card.)	1	20	20.0	20	0
1990	59	657	11.1	41	4						
1991	59	664	11.3	49	4						
Totals	201	2,375	11.8	49	16						

SINGLE-GAME BESTS

Recepts. — 11 @ GBay, 10/6/91
 Rec. Yards — 131 @ Det., 10/27/91
 Long Rec. — 49 @ Det., 10/27/91
 TD Rec. — 1, 16 times, last vs. Cinc., 10/13/91



Mickey Pruitt

LINEBACKER • COLORADO

HT: 6-1 • WT: 218 • BORN: 1/10/65

WAIV. FOR '91 • 5th YEAR



PRO: When the Cowboys claimed Mickey Pruitt off waivers from Chicago on August 27, 1991, he became the only veteran backup linebacker on a roster loaded with rookies. He added depth and experience both at linebacker and on special teams, while helping ease the rookies' transition to the NFL. Pruitt, who was released by Chicago on the final cut, saw action on special teams in the Cowboys' first two games before suffering a pulled left hamstring that forced him onto injured reserve September 10. Re-activated October 11, Pruitt saw action in the second quarter against Cincinnati (10/13), replacing an injured Ken Norton at strongside linebacker and on his first play stopped James Brooks for a 1-yard loss. Against Phoenix (11/3) he tied for the team lead in special teams tackles with three. Two weeks later at the Giants (11/17), Pruitt earned his first start as a Cowboy, moving into the lineup at strong-side linebacker while Norton moved to the weakside, and he took full advantage of the opportunity, recording a single-game career-high nine tackles. Signed as a free agent by Chicago in 1988, Pruitt was used mainly as a nickel linebacker and a special teams player during his three years with the Bears. His first NFL start came against Buffalo (10/2) in the fifth game of his rookie year, and he also started the next week in Detroit (10/9). Two games later Pruitt started against San Francisco (10/24) and had a season-high six tackles before suffering a sprained ankle that forced him out of the Bears' next two games. In Chicago's win over Philadelphia (12/31) in the "Fog Bowl" to earn a berth in the NFC Championship Game, Pruitt recorded his first pro interception. In 1989 Pruitt missed two games midway through the year but returned to start against

PRUITT, Cont.

Detroit (12/10). A starter in Chicago's last two regular-season games (Tampa Bay, 12/23 and Kansas City, 12/29) of 1990, Pruitt recorded six tackles in each of those starts and, against the Chiefs, his first career sack. He did not miss a game in 1990 despite breaking a bone in his left hand during practice on October 14. The Bears were 5-1 in Pruitt's six career starts. GAMES/STARTS: 1988 (14/3-Chic.), 1989 (14/1-Chic.), 1990 (16/2-Chic.), 1991 (12/1). Totals — 56/7 (Dallas-12/1).

COLLEGE: An All-America pick at safety in 1987, Pruitt set a school record for tackles by a defensive back with 116 his senior year at Colorado. He was Sports Illustrated's Player of the Week for his 18-yard interception return for a touchdown in Colorado's 26-17 win over Washington State. The three-time All-Big Eight pick started eight games as a freshman for the Buffaloes.

PERSONAL: Mickey Aaron Pruitt earned all-state honors at Chicago's Paul Robeson High School as a receiver, running back, safety and punt returner. He received his degree in communications from Colorado.

PRUITT'S NFL TOTALS								
Year	Solo	Tackles Ast.	Tot.	Tkl/ Loss	Sacks	QB Press.	Passes Def.	For. Fum.
1988 (Chic.)	4	9	13	-	0	-	0	0
1989 (Chic.)	3	3	6	-	0	-	0	0
1990 (Chic.)	6	9	15	-	1	-	0	1
1991	5	6	11	1(-1)	0	0	0	0
Totals	18	27	45	1(-1)	1	0	0	1



Alfredo Roberts

TIGHT END • MIAMI

HT: 6-3 • WT: 252 • BORN: 3/17/65

FA FOR '91 • 5th YEAR



PRO: A key Plan B acquisition from Kansas City following the 1990 season, Alfredo Roberts' presence was felt throughout the 1991 season in Dallas — a year in which Emmitt Smith became the first Cowboys player to ever lead the NFL in rushing with 1,563 yards. Roberts, one of the more physical players among his NFL peers at the tight end position, was a key figure in the Cowboys' potent ground game. As the second tight end behind 1991 Pro Bowler Jay Novacek, Roberts saw action in all 16 games last year and drew starting assignments in 10 of those contests. From the receiving standpoint, he turned in his most productive season as a pro recording career-high numbers for catches (16) and receiving yardage (136) in a season. Roberts got off to a fast start in his debut outing as a Cowboy, tying his career-best mark for catches in a game with three for 33 yards in the season-opening win at Cleveland (9/1). He registered his longest catch as a Cowboy in his first starting assignment for Dallas — a 21-yarder vs. the Giants (9/29) at Texas Stadium. After Novacek suffered an injured knee at New York (11/17), Roberts received the call for full-time duty in the Cowboys' next three wins over Washington (11/24), Pittsburgh (11/28) and New Orleans (12/8). During that stretch, he caught seven passes for 53 yards. His one-yard TD catch at Detroit (10/27) was the second scoring reception of his career, with his only other touchdown coming indoors also — at Seattle in 1989. A rugged player, who has also been very durable as a professional, Roberts has not missed one of his 64 career regular season games with the Cowboys and Chiefs since entering the NFL as an eighth-round draft choice in 1988. In 1990, he started 13 games and led all Kansas City tight ends in receptions with 11 catches for 119 yards, as the team earned an AFC wild card playoff berth. He registered his career-long reception in '90 — a 27-yarder against

THE PLAYERS

ROBERTS, *Cont.*

Detroit (10/4). In 1989, Roberts made two starts and caught eight passes for 55 yards. He picked up his first career TD reception on a two-yard toss from Ron Jaworski that provided the winning margin in a 20-16 win over Seattle (10/8). As a rookie in 1988, Roberts started the first seven games of the season and became the Chiefs' lowest-round draft choice to start on opening day since 1967. Roberts caught nine passes for 90 yards through the first six games of his rookie season but was slowed by a mid-season shoulder injury that required arthroscopic surgery following the season. **GAMES/STARTS:** 1988 (16/7-K.C.), 1989 (16/2-K.C.), 1990 (16/13-K.C.), 1991 (16/10). Total — 64/32 (Dallas-16/10).

COLLEGE: Roberts played for Jimmy Johnson-coached teams at the University of Miami that compiled an overall record of 41-8 from 1984 to 1987. As a senior, he shared the starting tight end position, catching 13 passes for 137 yards, as the Hurricanes finished 12-0 and captured the 1987 national championship with a win over Oklahoma in the Orange Bowl. His career numbers included 29 receptions for 296 yards and four touchdowns. Roberts was also a red-shirt freshman on the 1983 Miami national championship squad. His college teammate, long-time friend and fellow Ft. Lauderdale, FL native is Cowboys wide receiver Michael Irvin.

PERSONAL: Roberts was an all-city and (second team) all-state selection at South Plantation High School in Ft. Lauderdale, FL. He led his football team to two straight city championships and was a second-team all-state catcher/first baseman on the baseball team. He also led his team in hitting for two of his three high school baseball seasons. Roberts graduated from the nearby University of Miami with a degree in criminal justice. He has put his college major to work in the Dallas area by serving on the Law Enforcement Advisory Board at Dallas Baptist University. Roberts owns two houses in Broward County, FL that are used for a family-owned project called Home Sweet Home. The houses are operated to provide a home-styled family environment for handicapped children. Alfredo and his wife Angel live in Carrollton, TX.

ROBERTS' NFL TOTALS

Year	Receiving				
	No.	Yds.	Avg.	Long	TD
1988 (K.C.)	10	104	10.4	20	0
1989 (K.C.)	8	55	6.9	25	1
1990 (K.C.)	11	119	10.8	27	0
1991	16	136	8.5	21	1
Totals	45	414	9.2	27	2



Mike Saxon

PUNTER • SAN DIEGO STATE
HT: 6-3 • WT: 202 • BORN: 7/10/62
FA FOR '85 • 8th YEAR



PRO: The biggest indicator of the coaching staff's opinion of Mike Saxon is the team hasn't brought another punter to training camp since 1989. That show of support agrees with Saxon, the team career record holder in gross (41.4) and net (34.9) punting averages, as the past three seasons have been his best as a pro. In 1991 he finished second in the National Football Conference and tied for fourth in the National Football League in net punting average with a 36.8 mark to better his career-high for the second consecutive year. After entering the season with a single-game best gross average of 48.8, Saxon exceeded that mark three times in 1991. Against Philadelphia (9/15) he averaged 49.5 yards, then against Phoenix (11/3) maintained a career-high 49.8 pace, the highest

SAXON, Cont.

by a Cowboys player since Danny White averaged 50.0 yards against the Rams in 1979. When Dallas handed Washington its only 1991 defeat at RFK (11/24), Saxon averaged 49.7 gross yards per punt, while keeping a 47.7 net pace to exceed his previous single-game high net average (43.3 vs. Redskins in 1985) by more than four yards. Meanwhile Saxon continued to be one of the league's masters at pinning opponents inside their 20-yard line. Last season he totaled 16 inside 20s to run his league-high total to 147 since 1985. He needs 12 punts inside the 20 to tie the club career mark of 159 set by Danny White from 1976-88. Over the final nine games of 1991, including playoffs, Saxon killed 11-of-his-33 punts inside the 20 while allowing only two touchbacks. Of his five career punts of 60-or-more yards, four came the past two seasons, including a career-long 64-yarder against Atlanta in 1991's regular-season finale. Some of Saxon's best games have come in the playoffs. In the Cowboys' first-round win over Chicago (12/29) last year, he knocked a 52-yard punt to pin the Bears at their own four-yard line with Dallas ahead 17-13 and two minutes remaining. In three postseason matches, Saxon averaged 45.7 yards with five inside the 20 on 15 punts. He needs five more punts to qualify for the NFL playoff record, currently held by Rich Camarillo with a 44.5 average. In a 1985 postseason game against the Rams (1/4/86), Saxon set a club playoff-record by averaging 46.9 yards. He enters 1992 with streaks of 76 straight games played, to tie for the team lead, and 143 straight punts without a block, the third longest in team history. His career-long stretch, also the second longest in club annals, without having a punt blocked is 190 from 1986-89. In 1990 Saxon finished fourth in the NFL in gross average with a career-high 43.2 mark, which is the fourth highest in team history and the best since 1969 when Ron Widby averaged 43.3 yards per boot. Saxon also tied for fourth in the league in punts inside the 20 with 20. He is the only NFL player to knock 16-or-more punts inside the opponents' 20 in each of the past six campaigns, including 1986 and 1987 when he led the league. In 1990 against Tampa Bay at Texas Stadium (10/7), Saxon earned a coaches' game ball after cornering the Bucs twice inside their 10-yard line. After signing with Dallas as a free agent in 1985, Saxon quickly showed he could handle pressure, despite his rookie status. His first NFL punt, against Washington (9/5) before a national Monday night television audience, sailed a season-long 57 yards. He wrapped up his best day as a pro with a 48.8 average, 43.3 net average and four punts inside the Redskins' 20. For his rookie season, Saxon averaged 41.9 yards per punt, highest ever by a Cowboys' rookie. In 1986 he set a Cowboys' record for punts in a season with 86 to eclipse the old mark of 82 set by Danny White in 1984. An 11th-round draft choice by Detroit in 1984, Saxon was released on the final cut after averaging 43.5 yards per kick in preseason. **GAMES/STARTS:** 1985 (16/0), 1986 (16/0), 1987 (12/0), 1988 (16/0), 1989 (16/0), 1990 (16/0), 1991 (16/0). Total — 108/0.

COLLEGE: A walk-on at San Diego State, Saxon set school records for punting average in a game (54.8 vs. BYU in '83), season (45.5 in '83) and career (44.1). The honorable mention All-America also holds the record for the longest punt in Aztecs history with an 80-yarder against BYU in 1982. Saxon attributes much of his punting success to his collegiate coach, Gary Zauner. Mike attended Pasadena City College before transferring to San Diego State.

PERSONAL: A native of Whittier, CA, Michael Eric Saxon starred in baseball and as a wide receiver, defensive back and punter at Arcadia High School. Mike, wife Sheri Jo and their daughter Erika Leigh (1/25/90) reside in Nellie Gale Ranch, CA, where Mike works in the real estate business. He also is an instructor with Ben Agajanian's youth kicking camps in Long Beach. In 1991 Saxon donated \$100 for each punt inside the 20 to the Dallas Children's Medical Center. He also appeared on the "DFW Classics Calendar," which was sold to raise money for the Kent Waldrep National Paralysis Foundation. Saxon majored in business management at San Diego State.

SAXON, Cont.

SAXON'S COWBOYS TOTALS

Year	No.	Yds.	Punting		In 20	Long	Blk.	Net
			Avg.	TB				
1985	81	3,396	41.9	10	20	57	1	35.5
1986	86	3,498	40.7	10	28	58	1	34.5
1987	68	2,685	39.5	5	20	63	0	34.2
1988	80	3,271	40.9	15	24	55	0	34.2
1989	79	3,233	40.9	6	19	56	2	34.3
1990	79	3,413	43.2	8	20	62	0	35.6
1991	57	2,426	42.6	5	16	64	0	36.8
Totals	530	21,922	41.4	59	147	64	4	34.9

SINGLE-GAME CAREER HIGHS

Punts - 10 vs. Chic., 11/17/85

Gross Average - 49.8 vs. Phoe., 11/3/91

Inside 20 - 4 twice, last vs. Pitt., 10/13/85

Long - 64 vs. Atl., 12/22/91

Net Average - 47.7 @ Wash., 11/24/91

Inside 20 Since 1985

	1985	1986	1987	1988	1989	1990	1991	Total
1. Mike Saxon, Dallas	20	28	20	24	19	20	16	147
2. John Kidd, San Diego	33	14	20	13	15	14	22	131
3. Sean Landeta, N.Y. Giants	18	21	4	27	12	24	16	122
4. Dale Hatcher, L.A. Rams	32	26	19	13	15	0	16	121
5. Mike Horan, Denver	20	8	11	19	24	14	24	120



Derrick Shepard

WIDE RECEIVER • OKLAHOMA

HT: 5-10 • WT: 183 • BORN: 1/22/64

FA FOR '91 • 5th YEAR



PRO: With the added emphasis Cowboys Head Coach Jimmy Johnson has placed on special teams since coming to Dallas, Derrick Shepard's role as a return man has become quite important to the club. Shepard understands that hard work on special teams has been his ticket to a career in the NFL, and this attitude has enabled Shepard to average 9.1 yards per punt return for his career (75 returns, 679 yards) and lead the Cowboys in punt returns and punt return yardage two of the past three seasons. Originally released on the final cut on August 26, 1991, Shepard re-signed with Dallas September 10 and returned both punts and kickoffs against Philadelphia (9/15) and Phoenix (9/22). Against Cincinnati (10/13) Shepard had three punt returns for 35 yards, including a 14-yarder his longest return since November 5, 1989 when he had a 17-yarder against Washington at RFK stadium. Two weeks later he had a 12-yard punt return at Detroit (10/27) before spraining his right ankle. He was placed on injured reserve October 29 and remained there the rest of the season. Also released on the final cut of preseason in 1990, he re-signed on September 6, but a hamstring injury landed him on injured reserve September 8. Re-activated November 2, Shepard returned punts the final eight games of the season, including a season-high five punt returns for 45 yards against the Jets (11/4) in his first game back. Shepard joined the New Orleans Saints in 1989 as a Plan B signee from Washington, and opened the season with a 56-yard punt return for a touchdown against the Cowboys (9/10). Waived by the Saints on October 4, Dallas claimed him and he was the team's leading punt returner for the season. Injuries to the receiving corps earned Shepard his first NFL start at Kansas City (10/22), and he remained in the starting lineup eight of the final 10 games. Against Phoenix (10/29) Shepard had his finest day as a receiver, grabbing four receptions for 92 yards, including a career-long 37-yarder, for his first career touchdown reception. In 1988 he was limited to five games with Washington due to a hip injury and a concussion that forced him onto injured reserve.


SHEPARD, Cont.

Originally signed as a free agent by Washington in 1987, Shepard was released before the start of the regular season, re-signed by the Redskins following the second game and released again following the season's 11th week. He returned a punt 73 yards against St. Louis as a rookie. Washington re-signed Shepard the following spring. **GAMES/STARTS:** 1987 (2/0-Wash.), 1988 (5/0-Wash.), 1989 (4/0-N.O.; 11/8-Dallas), 1990 (8/0), 1991 (6/0). Total - 36/8 (Dallas-25/8).

COLLEGE: Shepard finished his collegiate career tied for second on Oklahoma's all-time receiving list with 70 catches. He caught a career-long 77-yard touchdown pass against Iowa State in 1985. Against a Jimmy Johnson coached Oklahoma State team in 1983, Shepard scored on a 73-yard grab in the fourth quarter with Oklahoma down 20-6 in a game they came back to win 21-20. His best season came as a sophomore when he caught 24 passes for 305 yards. Shepard was a teammate of current Cowboys quarterback Troy Aikman and defensive tackle Tony Casillas at Oklahoma.

PERSONAL: Derrick Lathell Shepard attended Odessa, TX, High School. He majored in communications at Oklahoma and enjoys bowling. Derrick and wife Cheri have a daughter, Ashleigh (1/10/90).

SHEPARD'S NFL TOTALS												
Rushing						Receiving						
Year	No.	Yds.	Avg.	Long	TD	Year	No.	Yds.	Avg.	Long	TD	
1989	3	12	4.0	12	0	1989 (N.O.)	2	36	18.0	23	0	
						1989	18	268	14.9	37	1	
						Totals	20	304	15.2	37	1	
Punt Returns						Kickoff Returns						
Year	No.	FC	Yds.	Avg.	Long	TD	Year	No.	Yds.	Avg.	Long	TD
1987 (Wash.)	6	0	146	24.3	73	0	1987 (Wash.)	1	20	20.0	20	0
1988 (Wash.)	12	2	104	8.7	23	0	1988 (Wash.)	16	329	20.6	44	0
1989 (N.O.)	7	1	91	13.0	58	1	1989 (N.O.)	8	135	16.9	24	0
1989	24	1	160	6.7	17	0	1989	19	394	20.7	32	0
1990	20	1	121	6.1	13	0	1990	4	75	18.8	22	0
1991	6	3	57	9.5	14	0	1991	3	54	18.0	21	0
Totals	75	8	679	9.1	73	1	Totals	51	1,007	19.8	44	0



Emmitt Smith

RUNNING BACK • FLORIDA

HT: 5-9 • WT: 203 • BORN: 5/15/69
D-1 FOR '90 • 3rd YEAR

PRO: Comparing Emmitt Smith to Tony Dorsett may be a bit premature since Dorsett, the NFL's No. 2 all-time rusher, spent 12 seasons amassing 12,739 yards, but after two seasons, Smith's rushing totals are near carbons of Dorsett's start. Over the first 32 games of his career, Smith, the first running back taken in the first round by Dallas since Dorsett in 1977, has 606 carries for 2,500 yards (4.1 avg.) and 23 touchdowns while Dorsett posted 537 carries for 2,494 yards (4.6 avg.) and 19 touchdowns. Over his career (157 games) in Dallas, Dorsett averaged 17.6 carries and 76.7 yards per game, and Smith is currently averaging 18.9 carries and 78.1 yards per game. Always a goal setter, Smith entered 1991 with a number of plans, including a 1,500-yard rushing season, 40-to-50 receptions and a starting spot in the Pro Bowl. With 1,563 yards rushing in 1991, more than 11 teams gained, Smith met his first goal and became the first Cowboys player to lead the league in rushing, posting the second highest total in team history behind Dorsett's club record 1,646 yards in 1981. At 22 years and seven months of age, he became the youngest player in league history and 28th overall to rush for over 1,500 yards in a season, and that performance helped earn him a starting spot in the Pro Bowl, the first Cowboys player to go to back-to-back

E. SMITH, Cont.

Pro Bowls since Herschel Walker in 1987-88. If Smith were to repeat as the NFL's leading rusher in 1992, he would become the ninth player to lead the league in rushing in consecutive seasons and the first since Eric Dickerson in 1983 and 1984. By repeating his 1,500 yard season he would become only the fifth runner to post back-to-back 1,500 yard seasons, giving him 4,000 career yards and moving him ahead of Herschel Walker (3,388 yards) in the sixth spot and Walt Garrison (3,886) in the fifth spot on the Cowboys all-time rushing list. Smith also met his receiving goal in 1991 by hauling in 49 receptions, more than double his 1990 total of 24, to finish third on the team in receptions. With 365 carries he led the NFL, becoming the 19th player in league history to record over 350 carries in a season, and surpassed the club's season record of 361 carries by Herschel Walker in 1988. Smith, the third youngest player to reach the 500-carry plateau, joined Walter Payton and Barry Sanders as the only players to do so before their 23rd birthday. Even though he tied the club record with 414 carries and receptions, Smith lost just two fumbles on the year. His value to the Cowboys' success can be seen in the club's 11-1 record when he has rushed for 100 yards and 17-0 mark when he has carried the ball 18-or-more times in a game during his career. Since failing to lead the team in rushing vs. Philadelphia on Oct. 28, 1990, he has tied Walker's club record of consecutive games leading the team in rushing by topping the Cowboys ground attack in 26 straight games (31-of-34 for his career). The century mark has become a big number in Smith's career, having rushed for 100 yards in 82-of-117 games dating back to high school (45-of-49 at Escambia H.S., 25-of-34 at Florida and 12-of-34 at Dallas.) His eight 100-yard rushing games in 1991 were the second most in team history trailing only Tony Dorsett's club-record of nine from 1981, and, with 11 career 100-yard games, Smith is third on the Cowboys all-time 100-yard rushing games list behind Dorsett (43 games) and Calvin Hill (16). After opening the season with a 112-yard performance at Cleveland (9/1), Smith scored on a career-long 75-yard dash, the longest run in the NFC in 1991, and averaged a career-high 10.2 yards per carry in posting a 112-yard game vs. Washington (9/9). Smith, slowed by a stomach virus most of the game, was still able to come off the bench to record a team-high and single-game career-high eight receptions, including his first career touchdown pass. Against Phoenix (9/22) Smith earned NFC Offensive Player of the Week honors by putting together the third best rushing day in Cowboys history with a single-game career-high 182 yards rushing and two touchdowns, including a 60-yard TD run. With his 75 and 60-yard runs, Smith became the second player in team history to have more than one 60-yarder in the same season (Dorsett had an 84 and 77-yard run in 1977). Against the Cardinals (11/3) Smith lit up the scoreboard with three rushing touchdowns, giving him nine career scores in four career games vs. Phoenix. Smith played five games against the top three run defenses in the league (No. 1 - Philadelphia, No. 2 - New Orleans and No. 3 - Washington), but against the Redskins (11/24) Smith rushed for 132 yards, his second 100-yard game against the Redskins in 1991 and the only two 100-yard games allowed by the Super Bowl Champions, on a single-game club record 34 carries. In that game Smith became the fourth player in team history to reach the 1,000-yard rushing plateau, marking the 12th time in team history and the first since Walker in 1988 to reach that milestone. Four days later he gained 109 yards against Pittsburgh (11/28), and the following week he became the only player to gain 100 yards rushing against the Saints (12/8) in 1991 by picking up 112 yards. With three straight 100-yard rushing games, Smith matched the second longest streak in team history set by Dorsett in 1981 and again in 1983. Smith's 160 yards and two touchdowns rushing against Atlanta (12/22) allowed him to surpass Sanders and Thurman Thomas to win the league rushing title. Smith also finished second in the NFC, and third in the NFL in yards from scrimmage, second in the NFL in touchdowns (13) and rushing touchdowns (12) and he tied the team season record of 12 rushing TDs set by Dorsett in 1977 and tied by Walker in 1986. Coupled with the 11 rushing touchdowns he had as a rookie, Smith

E. SMITH, Cont.

became the first player to post consecutive seasons of 10-or-more rushing touchdowns in team history. For all his late season heroics in the Cowboys playoff drive, Smith was named NFC Offensive Player of the Month for December. He then opened the playoffs in Chicago (12/29) by recording 105 yards against a Bears' team that had never allowed a running back to go over the century mark in postseason play, a record dating back to 1932 and spanning 27 games. Despite missing training camp and the preseason in 1990, Smith finished fifth in the NFC and 10th in the NFL with 937 rushing yards, tops among rookies. In addition, his 11 rushing touchdowns led NFL rookies, placed third in the NFC and fifth in the NFL. Smith earned his first professional start against the Giants (9/16) after little more than a week with the club, and the following week at Washington (9/23) he scored his first NFL touchdown. Smith's 241 carries broke Dorsett's rookie club record of 208 carries set in 1977, and his three 100-yard rushing games were the second most by a Cowboys' rookie to the four by Duane Thomas in 1970. A vital part of the Cowboys' four-game win streak late in the season, Smith caught four passes for a career-high 117 yards, including a career-long 57-yarder, against the Rams (11/18) in game one of the streak. Four days later he scored on a 48-yard scamper on his way to a season-high 132 yards rushing against Washington (11/22). Facing Phoenix (12/16), Smith rushed for 103 yards and four touchdowns to tie the club record for rushing touchdowns in a game set by Calvin Hill in 1971 and total touchdowns in a game by Hill and three others. The first rookie halfback to start for the Cowboys since Ron Springs in the 1979 season opener, Smith was named NFL Offensive Rookie of the Year by AP, Football News, Pro Football Weekly and Pro Set Trading Cards and made the All-Rookie team of The National, Pro Football Writers Association, UPI, Football Digest, College & Pro Football Newsweekly, Football News, and Pro Football Weekly. He also became the first Cowboys player to participate in the Pro Bowl since Walker in 1988. GAMES/ STARTS: 1990 (16/15), 1991 (16/16). Total — 32/31.

COLLEGE: An All-America and three time All-Southeastern Conference selection at Florida, Smith established 58 school records in three seasons, including a career rushing mark of 3,928 yards. He surpassed the 1,000-yard rushing mark in his seventh game, earlier than any player in college football history. He also became the second freshman to finish in the top 10 in the Heisman Trophy balloting (Herschel Walker was the other) and earned Freshman of the Year honors from UPI and The Sporting News. In 1989 he set a school single-game rushing mark with 316 yards against New Mexico on his way to a school-record 1,599 yards rushing for the season. In three seasons he became the fifth leading all-time rusher in SEC history and led the Gators in receiving in two-of-his-three seasons.

PERSONAL: Emmitt J. Smith III was a consensus All-America running back and prep Player-of-the-Year by PARADE Magazine and USA TODAY as a senior at Escambia, FL, High School. He posted the third highest career rushing and scoring totals in national high school history with 8,804 yards and 106 touchdowns. He also averaged 7.8 yards per carry, ran for over 100 yards 45 times and recorded only six fumbles. In 1986 he represented the nation's prep football players at the White House as part of the "Just Say No" anti-drug campaign. He was a Miller Lite NFL Player-of-the-Year finalist in 1991 and had \$5,000 donated to the Sickle Cell Anemia Foundation of Dallas in his name. Smith also works with the Salvation Army, American Lung Association, and B.A.D. (Boxers Against Drugs), and he donated a sound system to the University of Florida for the weight room. Emmitt has three brothers - Erik, Emory and Emil - and two sisters - Marsha and Connie. Erik is a junior at Troy State, Emory is a freshman on the Clemson football team and Emil is involved in track at Escambia High School. Emmitt's mother, father and sister, Marsha, head up Emmitt Inc., a marketing and promotions company that handles Smith's merchandising. Emmitt continued working toward a degree in therapeutic recreation at Florida in the offseason.

THE PLAYERS

E. SMITH, Cont.

SMITH'S COWBOY TOTALS

Rushing						Receiving					
Year	No.	Yds.	Avg.	Long	TD	Year	No.	Yds.	Avg.	Long	TD
1990	241	937	3.9	48	11	1990	24	228	9.5	57	0
1991	365	1,563	4.3	751	12	1991	49	258	5.3	14	1
Totals	606	2,500	4.1	751	23	Totals	73	486	6.7	57	1

SINGLE-GAME BESTS

Rush Yards - 182 (9/22/91 @ Phoenix)
 Rush Att. - 34 (11/24/91 @ Washington)
 Rush Avg. - 10.2 (9/9/91 vs. Washington)
 Long Rush - 751 (9/9/91 vs. Washington)
 TDs Rush - 4 (12/16/90 vs. Phoenix)
 Recpt. - 8 (9/9/91 vs. Washington)
 Yds. Rec. - 117 (11/18/90 @ Rams)
 Lg. Rcpt. - 57 (11/18/90 @ Rams)

SMITH GAME-BY-GAME

1990											
Rushing						Receiving					
No.	Yds.	Avg.	Long	TD		No.	Yds.	Avg.	Long	TD	
SAN DIEGO 9/9	2	2	1.0	1	0						
N.Y. GIANTS 9/16	6	11	1.8	5	0	2	12	6.0	8	0	
@ Washington 9/23	17	63	3.7	15	1	2	12	6.0	9	0	
@ N.Y. Giants 9/30	12	28	2.3	6	1	4	38	9.5	17	0	
TAMPA BAY 10/7	23	121	5.3	16	1	2	-9	-4.5	-3	0	
@ Phoenix 10/14	12	48	4.0	14	0	1	8	8.0	8	0	
@ Tampa Bay 10/21	16	48	3.0	11	0						
PHILADELPHIA 10/28	14	52	3.7	15	1						
@ N.Y. Jets 11/4	15	55	3.7	22	0	2	3	1.5	6	0	
SAN FRANCISCO 11/11	6	40	6.7	23	0	1	-4	-4.0	-4	0	
@ L.A. Rams 11/18	21	54	2.6	12	0	4	117	29.3	57	0	
WASHINGTON 11/22	23	132	5.7	48	2	2	5	2.5	4	0	
NEW ORLEANS 12/2	20	85	4.2	17	1	1	3	3.0	3	0	
PHOENIX 12/16	24	103	4.3	11	4	1	12	12.0	12	0	
@ Philadelphia 12/23	14	61	4.4	24	0	1	26	26.0	26	0	
@ Atlanta 12/30	16	34	2.1	13	0	1	5	5.0	5	0	
1991											
@ Cleveland 9/1	32	112	3.5	12	0	6	36	6.0	13	0	
WASHINGTON 9/9	11	112	10.2	75	1	8	42	5.3	11	1	
PHILADELPHIA 9/15	13	44	3.4	8	0	1	12	12.0	12	0	
@ Phoenix 9/22	23	182	7.9	60	2	3	19	6.3	9	0	
N.Y. GIANTS 9/29	18	67	3.7	16	1	1	8	8.0	8	0	
@ Green Bay 10/6	32	122	3.8	26	0	7	21	3.0	14	0	
CINCINNATI 10/13	19	62	3.3	12	1	3	18	6.0	8	0	
@ Detroit 10/27	16	66	4.1	15	0	3	4	1.3	3	0	
PHOENIX 11/3	22	62	2.8	10	3	3	12	4.0	5	0	
@ Houston 11/10	12	49	4.1	14	0	5	29	5.8	11	0	
@ N.Y. Giants 11/17	17	97	5.7	36	0	3	16	5.3	13	0	
@ Washington 11/24	34	132	3.9	32	1						
PITTSBURGH 11/28	32	109	3.4	14	1	3	19	6.3	10	0	
NEW ORLEANS 12/8	27	112	4.1	10	0	2	9	4.5	7	0	
@ Philadelphia 12/15	25	75	3.0	13	0						
ATLANTA 12/22	32	160	5.0	24	2	1	13	13.0	13	0	
PLAYOFFS											
@ Chicago 12/29	26	105	4.0	18	1						
@ Detroit 1/5/92	15	80	5.3	19	0	1	2	2.0	2	0	

THE FIRST 32 CAREER GAMES NFL All-Time Career Rushing Leaders

All-time Rank	Name (first 32 games/years)	Att.	Yds.	Avg.	TDs
(3)	Eric Dickerson (1983-84)	769	3,913	5.1	32
(4)	Jim Brown (1957-59)	658	3,371	5.1	36
(1)	Walter Payton (1975-77)	608	2,653	4.4	24
(2)	Tony Dorsett (1977-79)	537	2,494	4.6	19
(5)	Franco Harris (1972-74)	472	2,170	4.6	17

1991 NFL Leaders

1991 Rank	Name (first 32 games/years)	Att.	Yds.	Avg.	TDs
(2)	Barry Sanders (1989-91)	553	2,816	5.1	28
(1)	EMMITT SMITH (1990-91)	606	2,500	4.1	23
(3)	Thurman Thomas (1988-90)	525	2,209	4.2	9



Vinson Smith

LINEBACKER • EAST CAROLINA
HT: 6-2 • WT: 231 • BORN: 7/3/65
FA FOR '90 • 4th YEAR



PRO: Two years ago, in the final game of the 1990 season, Vinson Smith earned his first start as a Dallas Cowboy in a substitute role for the injured Ken Norton at the weekline linebacker position. He responded with a team-high 11 solo tackles and a fumble recovery in that game at Atlanta, and, in the process, Smith opened the eyes of the Cowboys coaches who made him a full-time starter at that position in the summer of 1991. Twelve regular season starts later, Smith was the sixth leading tackler on a defense that ranked No. 8 in the NFL against the run (98.2 yds. per game) while the Cowboys earned their first playoff spot in six years. A bout with hepatitis forced Smith to miss a mid-season stretch of three straight games against Phoenix (11/3), Houston (11/10) and New York (11/17). He led the defense in tackles in two of the four games prior to his illness vs. the N.Y. Giants (9/29) with a career-high 12 stops and against Cincinnati (10/13) with nine tackles. His aggressive, hard-hitting style of play was especially effective in the run-oriented NFC East. Last year, he averaged 6.8 tackles per game in the six games that he played against divisional foes. In his first year as a Cowboy in 1990, Smith surfaced as an invaluable special teams player, and a very capable substitute at weak side linebacker. He collected 22 tackles on kick coverage situations — a total that was second only to Cowboys special teams captain Bill Bates (23). Smith earned a special teams game ball for his performance in the Cowboys' 17-13 win over the Saints (12/2). In his first Cowboys game Smith recovered a fumble on the opening kickoff of the second half vs. the Chargers (9/9). He joined the Cowboys as a Plan B signee from Pittsburgh in 1990. Smith missed the 1989 season with the Steelers because of a foot injury. He entered the NFL by making the Atlanta Falcons roster as a free agent in 1988. He then moved on to Pittsburgh via the Plan B route after appearing in three games with the Falcons in 1988. An injured elbow limited his playing time with Atlanta. **GAMES/STARTS:** 1988 (3/0-Atl.), 1989 (1R-Pitt.), 1990 (16/1), 1991 (13/12). Total — 32/13 (Dallas - 29/13).


COLLEGE: A two-year starter at inside linebacker, Smith led East Carolina in tackles each of his last two seasons, including 118 as a senior. Smith, who spent his first two seasons as a defensive lineman, finished his collegiate career with 294 tackles, four interceptions and two fumble recoveries. Robert Jones, the Cowboys' second first round pick in the 1992 draft, is also a former middle linebacker from East Carolina.

PERSONAL: Vinson Robert Smith earned all-state honors in both football and baseball at Statesville, NC, High School. He received his degree in communications at East Carolina. Vinson enjoys reading and working with mentally handicapped children in North Carolina. He has a daughter, Jayme (12/23/84).

SMITH'S NFL TOTALS

Year	Solo	Tackles		Tkl. Loss	Sacks	QB Press.	Passes		For. Fum.
		Ast.	Tot.				Def.	Int.	
1990	15	8	23	-	0	0	0	1	1
1991	37	34	71	1(-2)	0	3	1	0	0
Totals	52	42	94	1(-2)	0	3	1	1	1

Year	Opponents' Fumbles Recovered		Yds.	Avg.	Long	TD
	No.	Yds.				
1990	2	0	0.0	0	0	0



Mark Stepnoski


CENTER • PITTSBURGH
HT: 6-2 • WT: 269 • BORN: 1/20/67
D-3A FOR '89 • 4th YEAR



PRO: In 1991, the Dallas Cowboy offensive unit stepped up to the forefront of productivity in the National Football League, producing the NFL's top rusher in Emmitt Smith (1,563 yards) and the leader in receiving yardage, Michael Irvin (1,523 yards). It was the first time in league history that one team had produced both statistical leaders in the same season, and, when the plaudits for that success were issued at season's end, Mark Stepnoski's name was frequently mentioned as a quietly consistent force at the center of the Cowboys' offensive line. The starting center in each of the Cowboys' last 36 games, Stepnoski has a current streak of consecutive starts that is tops among all Dallas offensive players. In 1991, he was a key figure in an offensive line that was easily the team's most dramatically improved position group. In addition to Smith and Irvin's numbers, the Cowboys' offensive line permitted two-sacks-or-less in 11 of the 16 regular season games last year, while surrendering one sack-or-less on eight different occasions. As a result, Dallas quarterbacks Troy Aikman and Steve Beuerlein passed for 3,663 yards — the club's highest figure since 1985 — the year the team last qualified for the NFL playoffs. An intelligent and physically tough competitor with an abundance of natural football instincts, Stepnoski has the type of ability that has quickly earned him the respect of his opponents around the NFL. In 1991 he was awarded a coaches' game ball following a dominant performance in the Cowboys' 20-17 win over Green Bay in Milwaukee. Throughout all of 1991 and 1990, he has consistently graded out among the Cowboys' top offensive linemen on a weekly basis. Stepnoski is the highest draft choice (3rd round — 57th overall in 1989) of all Dallas' offensive linemen. He finished his rookie season in 1989 by starting the final four games at center and grading out as the team's best offensive lineman during that stretch. He was the first rookie to start at center for Dallas since Robert Shaw in 1979. Stepnoski was part of the Cowboys' 1989 draft class that produced four current starters — Troy Aikman, Daryl Johnston, Stepnoski and Tony Tolbert — in the first four rounds. GAMES/STARTS: 1989 (16/4), 1990 (16/16), 1991 (16/16). Total — (48/36).

COLLEGE: Stepnoski became a starting guard for Pitt in the third game of his freshman year. As a sophomore in 1986 he earned third-team All-America notice and made the Football News Sophomore All-America team. He was slowed by an ankle injury in '87 that forced him to miss his only college game, but he rebounded to win first-team All-America honors in '88. He also was named an Outland Trophy finalist and Lombardi Award semifinalist that year. Stepnoski was a two-time Academic All-America and in '88 was one of 11 National Football Foundation and Hall of Fame scholar-athletes.

PERSONAL: Mark Matthew Stepnoski attended Cathedral Prep High School in his native Erie, PA, where he was a star football player and member of the National Honor Society. In 1984 Mark was named a high school football All-America by USA Today and Parade Magazine. His father Marty was a teammate of Hall of Fame receiver Fred Biletnikoff on the 1960 Erie Tech High School team. He owns a degree in communications from the University of Pittsburgh. He is an avid reader who enjoys sampling the cuisine at many of Dallas' finest restaurants.



Tony Tolbert

DEFENSIVE END • TEXAS-EL PASO
HT: 6-6 • WT: 265 • BORN: 12/29/67
D-4 FOR '89 • 4th YEAR



PRO: Tony Tolbert is a former project player who has produced. The fourth round draft choice — who checked in as a 230 pound outside linebacker in 1989 — has carved out a spot as a very active and physical end in a rapidly improving Dallas front four. In 1991, Tolbert's first complete season as a full-time starter (left end), he made a visible impact on a defense that finished the year ranked No. 8 against the run in the NFL, allowing just 98.2 rushing yards per game. An active run-stopper, Tolbert also led the Cowboys in sacks (7) and quarterback pressures (25), while tying for the lead among defensive linemen in passes batted down with five. He closed out the season ranked fifth on the team in tackles with 73 — a figure that was also the best among his defensive line mates. Tolbert has started the last 19 regular season games, giving him the longest such streak on the line. His nine tackles at Houston (11/10) and at the Giants (11/17) were single game-highs among Cowboy defensive linemen in 1991 — and second only to his career-best 11 tackle performance at Atlanta in 1990. He finished tied for second on the team in forced fumbles with two (vs. Phoenix and Atlanta) and he picked up his lone fumble recovery of the year at Green Bay (10/6). From weeks four through eight in 1991, he put together a five game streak where he accounted for four of his team-leading seven sacks. In 1990, Tolbert played at both end positions and at tackle in nickel pass rushing downs. He started the last three games of the season at right end, and collected 18 tackles, eight QB pressures, one sack and one forced fumble in those final three outings. Tolbert finished the year ranked third in sacks with 6.0. He also finished third on the squad in quarterback pressures with 24. In 1989, he made his NFL starting debut against the defending Super Bowl Champion San Francisco 49ers (10/15), marking the first start by a Cowboy rookie defensive end since Randy White in 1975. The following week in Kansas City, he had one of his best career outings with 10 tackles, a pass defended and a forced fumble. Drafted in the fourth round, Tolbert is the highest NFL draft pick from Texas-El Paso since Fred Carr was selected in the first round by Green Bay in 1968. He is also part of the Cowboys' 1989 draft class that produced four current starters — Troy Aikman, Daryl Johnston, Mark Stepnoski and Tolbert — in the first four rounds. **GAMES/STARTS:** 1989 (16/5), 1990 (16/4), 1991 (16/16). Total — (48/25).

COLLEGE: A team captain his senior year, Tolbert led Texas-El Paso to a 10-2 record, their best since 1931, and their first bowl appearance since 1967. He earned All-Western Athletic Conference and honorable mention All-America honors after leading the Miners in sacks with 11 and tackles for a loss with 15 in 1988.

PERSONAL: Tony Lewis Tolbert earned all-conference recognition at Dwight Morrow High School in Englewood, NJ, where he grew up a big fan of the New York Giants. He joins his fellow defensive end Jim Jeffcoat, as natives of the Garden State. Tolbert earned his degree in criminal justice from UTEP following his second season in the NFL.

TOLBERT'S COWBOYS TOTALS

Year	Solo	Tackles		Tkl. Loss	Sacks	QB Press.	Passes		For. Fum.
		Ast.	Tot.				Def.	Fum.	
1989	33	19	52	-	2	18	6	1	
1990	30	25	55	-	6	24	3	1	
1991	38	35	73	4(-20)	7	25	5	2	
Totals	101	79	180	4(-20)	15	67	14	4	

Opponents' Fumbles Recovered

Year	No.	Yds.	Avg.	Long	TD
1991	1	0	0.0	0	0



Mark Tuinei

TACKLE • HAWAII

HT: 6-5 • WT: 299 • BORN: 3/31/60

FA FOR '83 • 10th YEAR



PRO: Mark Tuinei enters his seventh season as the starting left tackle for Dallas, and joins Bill Bates and Jim Jeffcoat in finishing a decade in the NFL. Tuinei, who has played in more NFL games (112) than any other Cowboys offensive player, started the first five games of the season and earned offensive player of the game honors from the coaching staff for his blocking at Phoenix (9/22) during Emmitt Smith's 182-yard rushing outburst. Against the Giants (9/29) Tuinei suffered a groin injury that forced him to miss the next four contests, but he returned to the starting lineup at Houston (11/10) and remained there the rest of the season. He played a key role in blocking for Smith who led the NFL in rushing in 1991 and was the only player to rush for over 100 yards against Washington (twice) and New Orleans, and the Cowboys line was also the first to keep the powerful Saints defense from recording a sack in 1991. For the season Tuinei and the offensive line led Smith to eight 100 yard rushing days and helped land four offensive players (Smith, Michael Irvin, Jay Novacek and Troy Aikman) in the Pro Bowl. Tuinei started all 13 games he played in 1990, missing three games with a sprained right knee suffered in the Jets game (11/4). After being slowed with an injured left knee in 1987 and 1988, Tuinei started all 16 games in 1989. Working mostly against All-Pro Lawrence Taylor, Tuinei earned player of the game honors after Dallas held the Giants (10/1) without a sack. He originally injured his left knee in the 1987 Thanksgiving Day game against Minnesota and missed the rest of the year. He re-injured the knee after five games in 1988 and again sat out the remaining games. It took a few years before Tuinei settled at the left tackle position. He made the club in 1983 as a free agent defensive tackle where he played for two years. After moving to the offensive line in 1985, he backed up Tom Rafferty at center. In 1986 Tuinei worked at all three offensive line positions in training camp until injuries in the defensive line forced him to split practice time between offensive and defensive tackle. Against Denver in 1986 he led the Cowboys defensive linemen with six tackles while playing for injured Randy White. The next week against Washington he became the starting left offensive tackle. **GAMES/STARTS:** 1983 (10/0), 1984 (16/0), 1985 (16/0), 1986 (16/11), 1987 (8/8), 1988 (5/4), 1989 (16/16), 1990 (13/13), 1991 (12/12). Total — 112/64.

COLLEGE: Tuinei played his first two collegiate seasons at UCLA where he started at defensive tackle as a sophomore, finishing fifth on the team in tackles. He transferred to Hawaii but was nagged by injuries his senior year and played in only seven games.

PERSONAL: Mark Pulemau Tuinei (TOO-ee-nay) was born in Oceanside, CA, and raised in Honolulu, where he starred at Punahou High School. He was Hawaii prep lineman of the year as a senior, a state shot put champion and an all-star basketball player. His brother Tom was an All-Western Athletic Conference defensive tackle at Hawaii and played for the Detroit Lions and the Canadian Football League's Edmonton Eskimos. He also has a cousin, Dan Saleaumua, who is a nose tackle for the Kansas City Chiefs. Mark and wife Ponolani live in Carrollton, TX with their Rottweiler, Shaku Zulu, and Lhasa Apso, Lil' Mama.



Alan Veingrad

OFFENSIVE TACKLE • EAST TEXAS STATE
HT: 6-5 • WT: 280 • BORN: 7/24/63
FA FOR '91 • 6th YEAR



PRO: As one of Dallas' two 1991 Plan B acquisitions to make the club in August, Alan Veingrad's presence along the Cowboys offensive line paid valuable dividends right on through to the NFC playoffs in January of 1992. After coming to the Cowboys from Green Bay last year, Veingrad's versatility, intelligence and experience enabled him to contribute in key situations at tackle, guard and as a third tight end on short yardage situations. Providing much needed depth along the offensive front, Veingrad was a visible part of a Cowboys' offensive line that was easily the team's most improved position group in 1991. Although used mostly in a utility capacity, his efforts helped Emmitt Smith lead the NFL in rushing with 1,563 yards, while also providing the pass protection that enabled Michael Irvin to lead the league in receiving yards with 1,523. He also assisted an unheralded unit that permitted two-sacks-or-less in 11 of the 16 regular season games last year, while surrendering one sack-or-less on eight different occasions. His introduction to full-time play with Dallas began in the (9/29) win over the Giants when starting left tackle Mark Tuinei went down in the first quarter with a groin injury. Veingrad stepped into Tuinei's spot vs. Lawrence Taylor and the defending Super Bowl champions and helped lead Dallas to a 21-16 win. He then started at left tackle for the next three straight games at Green Bay (10/6, his first Cowboy start), Cincinnati (10/13) and at Detroit (10/17) in a three game stretch where the Cowboys permitted just three quarterback sacks in 113 passing plays. He earned his fourth start of the year at right guard in Philadelphia (12/15) in place of the injured John Gesek. On that day, the Dallas line limited the NFL's most powerful defensive front to just one quarterback sack, while registering a 25-13 win. Veingrad started four games at offensive tackle for Green Bay in 1990. In 1989, he started the entire 16 game schedule at right tackle — playing ahead of the highly regarded rookie, Tony Mandarich, who was widely considered to be the top line prospect to come out of the college ranks since Anthony Munoz. The 1989 season was a success in more ways than one for Veingrad, as he returned to action after a career-threatening hip injury, and surgery, forced him to miss the entire 1988 season. The nature of the surgery required a very extensive rehabilitation process that has enabled him to return to 100% health. Veingrad earned a roster spot with the Packers as a free agent in 1986 and proceeded to win the starting right tackle job in camp. He started all 16 games as a rookie and played in 11 of 12 games — with two starts — in 1987. Veingrad had tryouts with both Tampa Bay, with whom he signed after the 1985 NFL draft, and Houston prior to making the Packer roster in 1986. **GAMES/STARTS:** 1986 (16/16-G.B.), 1987 (11/2-G.B.), 1988 (I.R.-G.B.), 1989 (16/16-G.B.), 1990 (16/4-G.B.), 1991 (16/4). Total — (75/42) (Dallas - 16/4).

COLLEGE: Veingrad was a two-time All-Lone Star Conference selection at East Texas State. A four-year letterman, he was also the team captain as a junior and senior in 1983 and '84. Following his senior season, he was named to the Kodak All-America team, as well as earning National Strength and Conditioning All-America honors. Veingrad was also a member of the East Texas track (discus) team for three years.

PERSONAL: Born in Brooklyn, New York, Alan Stuart Veingrad graduated from Sunset High School in Miami, Florida. He earned a degree in health and physical education at East Texas State University. His interests include fishing, reading, bike riding and racquetball. He resides in Miami.



James Washington

SAFETY • UCLA

HT: 6-1 • WT: 197 • BORN: 1/10/65

FA FOR '90 • 5th YEAR



PRO: Like in Hollywood, James Washington's work as a supporting actor for three years finally paid off in 1991 when he got his chance at the lead role. Washington, for the first time in his career, entered the season as a starter, and with Dallas added emphasis on stopping the run in 1991, Washington finished second on the team in tackles, leading all defensive backs, with a single-season career-high 113 stops, topping the 101 tackles he had his first three NFL seasons combined. He led the team in double-figure tackle games with four and led or tied for the team lead in tackles five times, including a single-game career-high 16 tackles against the Giants (11/17) which tied him for the team's single-game season high. His 16 stops were the most by a Cowboys defensive back since Vince Albritton had 16 tackles vs. the Giants in 1990. Against Phoenix (9/22) Washington recorded 10 stops to lead the team in tackles for the first time in his career, and the following week he had 11 tackles and forced a fumble at the Dallas six-yard line against Giants (9/29) to prevent a score. He led the team with his 11 tackle performance against Phoenix (11/3) and recorded his first interception of 1991 when he picked off a pass at the Dallas 11-yard line to deny the Cardinals a score. Against Philadelphia (12/15), Washington, who finished third on the team in passes defended with nine, intercepted his second pass of the season and batted away two others as Dallas clinched its first playoff spot since 1985. A Plan B signee from the Rams, he earned his first NFL start at free safety in 1990 against San Diego (9/9). He went on to start 10-of-the-15 games he played, including the final eight at strong safety, led the Cowboys in forced fumbles and tied for the team lead in interceptions. His 70 tackles led Dallas defensive backs, and his three interceptions and two recovered fumbles led to four Dallas touchdowns and a field goal. Washington earned NFC Defensive Player of the Week Honors against Phoenix (12/16) when he was involved in three turnovers — two interceptions and a fumble that he forced and recovered — that led to three touchdowns. He had a season-high nine tackles against San Francisco (11/11), and two weeks later vs. Washington (11/22) he recorded his first interception as a Cowboy. With the Rams in 1989 Washington played behind Vince Newsome at free safety before suffering a thigh injury that forced him to miss the final half of the year. Drafted in the fifth round by the Rams in 1988, Washington finished second on the team in special teams tackles as a rookie and recorded his first NFL interception, against Seattle (10/23). **GAMES/STARTS:** 1988 (16/0-Rams), 1989 (8/0-Rams), 1990 (15/10) 1991 (16/16). Total — 55/26 (Dallas-31/26).

COLLEGE: A four-year starter at UCLA, Washington led the Bruins in tackles his first two years. He also led the team in interceptions his freshman year. Washington earned honorable mention All-America honors as a freshman and was a second-team All-America his sophomore year. His UCLA teammates included current Cowboys Troy Aikman, Frank Cornish and Ken Norton.

PERSONAL: James McArthur Washington earned All-America honors at Jordan High School in Los Angeles, CA, where he caught 31 touchdown passes and had 12 interceptions. He also set a city record with a 95-yard interception return. This spring James and wife Dana were Honorary Chairmen of the sixth annual Easter Seals "Back a Fighter" campaign, helping raise money for children with disabilities. He has also organized a student outreach program in Los Angeles to motivate


WASHINGTON, Cont.

youngsters to stay in school and away from drugs. Washington, who earned his degree in history from UCLA, owns Summation Financial in Los Angeles. The Washingtons have a daughter Shanel (8/14/84) and a son Richard (3/15/91).

WASHINGTON'S NFL TOTALS

Year	Solo	Tackles		Tkl. Loss	Sacks	QB Press.	Passes		For. Fum.
		Ast.	Tot.				Def.		
1988 (Rams)	14	3	17	-	0	-	1	0	0
1989 (Rams)	12	2	14	-	0	-	0	0	0
1990	43	27	70	-	0	2	5	5	1
1991	75	38	113	1(-1)	0	1	9	1	6
Totals	144	70	214	1(-1)	0	3	15	6	

Year	Pass Interceptions					Year	Opponents' Fumbles Recovered				
	No.	Yds.	Avg.	Long	TD		No.	Yds.	Avg.	Long	TD
1988 (Rams)	1	7	7.0	7	0	1990	2	0	0.0	0	0
1990	3	24	8.0	13	0						
1991	2	9	4.5	9	0						
Totals	6	40	6.7	13	0						



Chuck Weatherspoon

RUNNING BACK • HOUSTON
HT: 5-7 • WT: 229 • BORN: 7/31/68
FA FOR '92 • 2nd YEAR



PRO: Chuck Weatherspoon joined the Cowboys March 9, 1991, bringing both powerful running skills and soft hands as a receiver to the Dallas backfield. Originally drafted in the ninth round by Philadelphia in 1991, Weatherspoon was released at the end of training camp and claimed by Tampa Bay. He saw action in the Buccaneers' first four games before being released. Detroit then signed him to the practice squad where he spent the rest of 1991. GAMES/STARTS: 1991 (4/0-T.B.)

COLLEGE: An All-America and two-time All-Southwest Conference selection at Houston, Weatherspoon is the conference's all-time leader in all-purpose yards (5,715) and broke Robert Newhouse's school rushing record with 3,247 yards in his career, becoming the first Houston back to gain over 1,000 yards three times. He finished third in the nation in all-purpose yardage as a junior, averaging 217.4 yards a game.

PERSONAL: Johnny Weatherspoon, Jr. earned all-state honors at La Habra, CA, High School, where he participated in football, baseball, track, basketball and wrestling. An industrial distribution major at Houston, Weatherspoon was also active in Boys and Girls Club and Star of Hope while in school. Chuck has two brothers - Anthony, who was a fullback at Colorado, and Linton, who was a defensive end at Houston - and a sister, Dawn.



Erik Williams

TACKLE • CENTRAL STATE, OHIO
HT: 6-6 • WT: 319 • BORN: 9/7/68
D-3C FOR '91 • 2nd YEAR




PRO: Playing offensive tackle in the National Football League takes almost as much mental strength as physical power. Because he was making the jump to the NFL from tiny Central State University in Wilberforce, OH, Erik Williams required even greater

E. WILLIAMS, Cont.

internal fortitude, however from the time he even took part in his first pro minicamp, Williams never backed down from anybody. "What I like most is that he's nasty," said 10-year defensive end Jim Jeffcoat, who practiced against Williams last year. "He has a mean streak. He didn't care what anybody thought. You can tell players the first day and he was a player." Against Green Bay (10/6) in his first significant playing time of 1991, first subbing some at left tackle then replacing injured Nate Newton for most of the fourth quarter at right tackle, Williams faced the intimidation tactics of the Packers' defense and responded with a big effort as Dallas did not allow a sack. In addition Emmitt Smith's game-long 26-yard scamper to set up the winning field goal in the fourth quarter came over Williams on the right side. Smith finished the day with 122 yards rushing, including 56 in the fourth quarter. Against Phoenix (11/3) in his first NFL start, in place of injured Mark Tuinei at left tackle, Williams opposed Cardinals pass-rushing terror Ken Harvey, who in the first half chalked up three sacks. After some technique adjustments at halftime, Williams held Harvey without a sack the rest of the game. "He got me a couple of times, but I held my own," said Williams. "I learned a lesson." Two weeks later against the Giants (11/17), Williams started at right tackle in place of injured Newton and was a big part of the effort that held New York to a lone sack, which came in the fourth quarter. Williams also started at right tackle the next game at RFK (11/24) when Dallas handed the Redskins their only home defeat of the season. For most of the afternoon Williams worked against Washington All-Pro defensive end Charles Mann, who finished the game with two tackles and no sacks. In the regular-season finale against Atlanta (12/22), Williams replaced Newton at right tackle for most of the second half then helped Dallas rally for a fourth-quarter touchdown to beat the Falcons 31-27. The first Central State offensive lineman ever drafted by the NFL, Williams was only the third player selected by the league in the history of the school. Defensive back Vince Buck, a second-round pick by New Orleans in 1990, and defensive end Curtis Anderson, a fifth-round choice by Dallas in 1979, were the only prior draftees from the small college. Linebacker Victor Simmons, who played for Dallas in 1987, is the only former Central State player to make a Cowboys' regular-season roster. GAMES/STARTS: 1991 (11/3)

COLLEGE: A small college All-America as a senior, Williams paved the way for a Central State offense that led the NAIA in total offense with 492 yards per game and in scoring with 54.8 points per game in 1990, when the Marauders captured the NAIA national title and had an average winning margin of 33.5 points. Central State made the playoffs each of Williams' four seasons there. Recruited as a defensive tackle, Williams was moved to offensive line prior to his freshman year and became the starting left tackle as a sophomore.

PERSONAL: Erik George Williams grew up an Eagles' fan in Philadelphia. Prior to 1991, he last witnessed a game at Veterans Stadium in 1984 when Dallas played the Eagles and came away with a 24-10 victory. After starring at John Bartram High School, Williams was recruited by several major colleges but barely missed the academic requirements to play at those schools. He also competed in the shotput and discus in high school. Williams majored in physical education at Central State.



Robert Williams

DEFENSIVE BACK • BAYLOR
HT: 5-10 • WT: 190 • BORN: 10/2/62
FA FOR '87 • 6th YEAR



PRO: Few defensive people can say they look forward to facing the Run-and-Shoot offense, but for defensive back Robert Williams facing the wide open passing attack more and more teams are starting to employ has become his forte. For the 1992 season the versatile Williams will also be attacking these offenses from a free safety position, where he worked during the offseason. He saw action in all 16 games in 1991, including starts at weakside linebacker against Houston (11/10) and Atlanta (12/22). Against these Run-and-Shoot offenses and on occasion against Washington (9/9) and Detroit (10/27) he was brought in to cover wide receivers in their multiple wide-out sets. For the season Williams was the leading tackler among non-starters with 49, including a team high eight tackles in the regular-season finale against the Falcons. He was the only non-lineman with a sack in 1991, recording the first of his career at Phoenix (9/22) when he brought down Tom Tupa and forced a fumble that Dallas recovered. After blocking a punt to set up a third quarter touchdown and intercepting a pass at the Cowboys 5-yard line vs. Phoenix (11/3), Williams was awarded a special teams game ball. The next week at Houston (11/10) he returned a blocked punt 18 yards for his first career touchdown and recorded 10 tackles, tying his single-game career high. Williams, who also saw action at the right corner spot vs. Philadelphia (12/15) filling in for an injured Larry Brown, played a valuable role on the Cowboys' special teams units, recording nine tackles. Over the past four seasons only Issiac Holt, with 41 passes defended, has knocked down more balls for the Cowboys than Williams with 39. He saw action in every game in 1990, starting the first six at right cornerback and filling the right corner spot in the nickel defense the second half of the season. Against the N.Y. Giants (9/16) he recorded a season-high eight tackles and against Philadelphia (12/23) he recorded the third interception of his career. In 1989 Williams tied for the team lead in passes defended with 10 and opened the season by tying a career-high with 10 tackles at New Orleans (9/10). After missing three games with a sprained left knee, Williams knocked down four passes against Phoenix (10/29) and three more against Washington (11/5). In 1988 Williams tied for the team lead in interceptions and finished second in passes defended with 19. In the Cowboys' victory over Washington (12/11) he knocked down four passes and set up the winning touchdown with an interception. A running back in college, Williams signed as a free agent wide receiver with Washington in 1986 but was released before the season began. After signing him in 1987 Dallas moved Williams to cornerback. The Cowboys released Williams on the final cut then re-signed him after two games. **GAMES/STARTS:** 1987 (11/3), 1988 (16/14), 1989 (13/11), 1990 (16/6), 1991 (16/2). Total — 72/36.

COLLEGE: Williams was used mainly as a receiver in passing situations at Baylor. In 1985 he rushed for 409 yards on 119 carries and caught 19 passes for 210 yards. He backed up Alfred Anderson, now with the Vikings, his first two seasons and former Cowboy Ron Francis to begin his junior year in 1984.

PERSONAL: Robert Cole Williams was the football and track MVP at Ball High School in Galveston, TX, where he won the district high hurdles title

R. WILLIAMS, Cont.

as a senior. A business management major at Baylor, Robert donates his time to the March of Dimes in Dallas, speaks against drug abuse in Dallas, Cleburne and Galveston schools, and works with Clown Ministries, which visit children's hospitals in the Dallas area. This offseason Williams and Minnesota Vikings defensive back Todd Scott organized a celebrity basketball game to raise money for the Galveston Boys Club. Robert has a daughter, Davina (11/29/83), and a son, Brandon (12/13/86).

WILLIAMS' COWBOYS TOTALS												
Year	Solo		Tackles		Tkl/ Loss	Sacks	QB Press.	Passes		For.	Fum.	
			Ast.	Tot.				Def.				
1987	21		5	26	-	0	-	2		0		
1988	50		10	60	-	0	-	19		0		
1989	50		20	70	-	0	1	10		0		
1990	27		15	42	-	0	0	6		0		
1991	31		18	49	1(-1)	1	2	4		1		
Totals	179		68	247	1(-1)	1	3	41		1		

Opponents' Fumbles Recovered												
Year	Pass Interceptions		No.	Yds.	Avg.	Long	TD	Year	Opponents' Fumbles Recovered		No.	Yds.
1988	2	18	9.0	12	0			1987	1	0	0.0	0
1990	1	0	0.0	0	0							
1991	1	24	24.0	24	0							
Totals	4	42	10.5	24	0							



Alexander Wright

WIDE RECEIVER • AUBURN

HT: 6-0 • WT: 190 • BORN: 7/19/67

D-2 FOR '90 • 3rd YEAR



PRO: Alexander Wright has the type of brilliant athletic tools that make him a threat to score a touchdown from any position on the field. Last June, he won the DHL/NFL's Fastest Man competition in Palm Springs with a winning 60-yard dash time of 6.14 against the Cardinals' Randal Hill in the finals. Wright has also been timed at 4.14 in the forty at the Cowboys' Valley Ranch running track in April of 1991. An intense weight room worker, "Ace" has a unique blend of speed, quickness and upper body strength makes him a difficult player for defenders to jam at the line of scrimmage. In 1991, he surfaced as one of the league's most dangerous kickoff return men, finishing the season with a 24.5 yard average that was third in the NFL behind Detroit's Mel Gray (25.8) and San Diego's Nate Lewis (25.1). He electrified a Texas Stadium crowd in the season finale by going the distance for 102 yards and a touchdown against Atlanta — registering the longest kickoff return of the year, and the longest in the NFL since Ira Mathews of the Raiders went 104 yards against San Diego in 1979. His 102-yard effort was also the best ever by a Dallas player. A 71-yard kickoff return vs. Phoenix (11/3) has helped push his career average to 23.9 yards per effort. He was the starter in the first eight games of the season at wide receiver (took the first snap in only five of those games due to two-tight end alignment) before yielding to promising rookie Alvin Harper. His three catches at Detroit (10/27) tied his career-best outing vs. Philadelphia (10/28) as a rookie in 1990. Wright picked up his career-longest pass reception — a 53-yarder from Troy Aikman — to set up Dallas first touchdown against Cincinnati (10/13). He also had a 38-yard effort in the first quarter of the win over the Giants (9/29) at Texas Stadium. Wright missed nearly the entire 1990 training camp while waiting to sign his rookie contract, and was only able to contribute on a limited basis that year. The majority of his action came as a member of the Dallas special teams, where he returned kickoffs and registered three tackles on the coverage unit. His game-breaking ability was showcased early in his career,

A. WRIGHT *Cont.*

in Week 2 against the Giants (9/16), when he took a first-half kickoff and out ran the coverage for a 90-yard touchdown. He closed the '90 season with 12 kickoff returns for 276 yards and 11 catches for 104 yards. Selected by the Cowboys with the first pick in the second round of the 1990 draft (26th overall), Wright was the first wide receiver drafted in 1990. The highest Auburn player ever drafted by the Cowboys, Wright was also the highest wide receiver selected by the NFL from Auburn since Terry Beasley was taken with the 19th pick by San Francisco in 1972. Only four other Cowboy wide receivers have been selected higher than Wright: Alvin Harper (12th pick, in 1991), Michael Irvin (11th, 1988), Mike Sherrard (21st, 1986) and Dennis Homan (3rd, 1968). GAMES/STARTS: 1990 (15/1), 1991 (16/5). Total — (31/6).

COLLEGE: "Ace" averaged 24.3 yards per reception in 13 starts at Auburn. Prior to his senior year, he was a backup at wide receiver to Lawyer Tillman who was the Browns' second-round selection in 1989. One out of every five of his 56 collegiate catches went for a touchdown, and six of those 11 TD grabs covered distances of more than 50 yards. While playing on teams that compiled a 39-7-2 record, Wright was a member of four bowl teams and set the Auburn school record for career yards-per-catch at 23.6. In the '89 season opener against Pacific, he set school single-game records with 263 receiving yards and an average of 52.6 yards-per-catch on five receptions. That game produced Wright TD catches of 78, 73, 60 and 41 yards. He grabbed a career-high seven passes in his final regular-season game as a senior vs. Alabama. A stand-out track athlete, he won the 1988 SEC championship in the 55-meter and 200-meter sprints. He also became only the second athlete in conference history to be named All-America in three events (55-meters, 200-meters, and 4 x 100 relay). His time of 6.18 in the 55-meter dash tied him with Bo Jackson for sixth place on the all-time Auburn chart.

PERSONAL: Last spring, Wright served as the honorary coach for the Texas entry in the 1992 U.S. Transplant Games — a national competition for transplant recipients held in Los Angeles. Wright earned his degree in adult education from Auburn. He and his wife Veerle make their home in nearby Lewisville, TX.

WRIGHT'S COWBOYS TOTALS

Year	Receiving					TD
	No.	Yds.	Avg.	Long		
1990	11	104	9.5	20		0
1991	10	170	17.0	53		0
Totals	21	274	13.1	53		0
Year	Kickoff Returns					TD
	No.	Yds.	Avg.	Long		
1990	12	276	23.0	90t		1
1991	21	514	24.5	102t		1
Totals	33	790	23.9	102t		2
Year	Rushing					TD
	No.	Yds.	Avg.	Long		
1990	3	26	8.7	14		0
1991	2	-1	-0.5	3		0
Totals	5	25	5.0	14		0



Other Cowboys With Pro Experience

Rich Bartlewski, a 6-4, 239-pound tight end from Fresno State, caught 14 passes for 122 yards for Montreal of the World League this year. Originally signed as a free agent by the Raiders in 1990, Bartlewski (Bart-less-key) played in the Raiders' final four regular-season games as a rookie. In 1991 he was signed as a free agent by Atlanta and played in one game for the Falcons. An All-Big West Conference pick in 1989, Bartlewski was backed up at Fresno State by Jason Novacek, brother of Cowboys tight end Jay Novacek. Born in Butler, PA (8/15/67), Bartlewski starred at Chowchilla Union High School in Chowchilla, CA.

Tony Burse, a 6-0, 218-pound running back from Middle Tennessee State, had 28 carries for 86 yards and 22 receptions for 215 yards for Sacramento of the World League this spring. In 1991 he captained the Surge's special teams and recorded 13 receptions for 72 yards. Originally drafted by Seattle in the 12th round in 1987, he saw action in 12 games, with seven carries for 36 yards. Seattle released Burse during training camp in 1988, and he later signed with Miami for the final game of the season. Seattle signed him as a Plan B free agent in 1989, but he was released prior to the season. A two-time all-Ohio Valley Conference selection at Middle Tennessee State, Burse caught 63 passes for 715 yards and two touchdowns during his career. He attended Lafayette, GA, High School.

Anthony Butts, a 6-4, 300-pound, defensive tackle from Mississippi State, had 21 tackles and four quarterback pressures this spring with the Ohio Glory of the World League. In 1991 he played with Raleigh-Durham (which became the Glory in 1992) compiling 16 stops in nine games. Originally a 10th round draft choice of the Denver Broncos in 1989, Butts was released during preseason and signed by Tampa Bay, who then released him before the start of the season. A three year starter at Mississippi State, he totaled 178 tackles during his career. A native of Atlanta, GA (8/12/66), Butts earned All-America honors at Fulton High School.

Maurice Crum, a 6-0, 220-pound linebacker from the University of Miami, spent last season on Tampa Bay's practice squad. Signed as a free agent by the Buccaneers in 1991, Crum made Tampa Bay's final 47-man roster but was moved to the practice squad the next day. Crum, the Hurricane's leading tackler his last three seasons at Miami, earned first-team All-America honors and was a finalist for the Butkus Award his senior year. A draftee of the Chicago White Sox out of high school, Crum also played baseball at Miami. He attended Hillsborough High School in Tampa, FL.

Jason Garrett, a 6-2, 195-pound quarterback from Princeton, was with Ottawa of the Canadian Football League for 13 games in 1991. In the spring of 1991, Garrett started for San Antonio of the World League but suffered a separated shoulder in the opener. He came back to complete 60-of-113 passes for 609 yards, three touchdowns and three interceptions. Originally signed by New Orleans in 1989, Garrett spent his rookie year on the Saints developmental roster. He was released by New Orleans prior to the 1990 season. Named the Ivy League Player of the Year in 1988, Garrett attended Univeristy High School in Chagrin, OH.

Lorenzo Graham, who averaged 7.8 yards per carry and 25.2 yards per kick return for British Columbia of the Canadian Football League in 1991, joined the Cowboys practice squad after the CFL season last fall. Originally signed by Toronto in 1988, the 5-11, 200-pound fullback from Livingston University went to Calgary after two games in 1989 and to British Columbia in 1990. In four CFL seasons, Graham rushed for 1,771 yards and 16 touchdowns, caught 84 passes and averaged 21.7 yards per kick-off return. Livingston's leading rusher in 1986, Graham attended Baldwin County High School in Perdido, AL.

Anthony Green, a 5-11, 190-pound wide receiver from Western Kentucky, began the 1992 World League season with Sacramento then was picked up by Birmingham late in the year. He originally signed with Cincinnati in 1990 but was slowed by a hip injury and released. Last season he went to training camp with San Francisco, injured a shoulder and was waived before the season began. As a senior at Western Kentucky, Green tied a school record with two kickoff returns for touchdowns, including a 97-yarder against Southwest Missouri State. Green, who played two seasons at Tyler Junior College before transferring to Western Kentucky, also led the Hill-toppers in receiving with 28 catches for 435 yards in 1989. A native of Dallas (6/12/67), Green earned all-district honors at Samuell High School.

Kevin Harris, a 6-5, 251-pound defensive end from Texas Southern, was a fourth round draft choice of the Cowboys in 1991. Shortly after the draft, he underwent knee surgery and sat out the entire 1991 season on the reserve/non-football injury list. Harris is expecting to challenge for a spot along the defensive line, as well as a deep snapper. An All-SWAC selection at Texas Southern in 1989 and 1990, Harris was a big-play man for four straight seasons. He closed his career with 31½ sacks, 36 tackles for losses and 434 total tackles. Harris is a product of South Oak Cliff High School in Dallas.

Todd Jones, a 6-3, 295-pound guard from Henderson State, played this spring for Orlando of the World League, where he was part of an offensive line that held opponents to 10 sacks this season. He was drafted by Cleveland in the 11th round in 1991 but released during preseason. After playing at Arkansas in 1987-88, Jones transferred to Henderson State where he earned small college All-America honors in 1990. A native of Hope, AR (7/3/67), Jones attended Central High School in Little Rock, AR.

Curvin Richards, a 5-9, 195-pound running back from Pittsburgh who was a fourth round draft choice of the Cowboys in 1991. He was a member of the Cowboys active roster in the first two weeks of the season before being placed on injured reserve. His first NFL appearance was against Washington (9/9) when he carried twice for four yards. Richards was the Cowboys' second leading rusher in the 1991 preseason behind Emmitt Smith, and he had the longest Dallas run of the preseason, a 32-yarder vs. Atlanta. Richards played just three seasons at Pitt but finished his career as the Panthers' second-leading all-time rusher (561 carries for 3,036 yards) behind Tony Dorsett. Richards also had 32 career receptions for 351 yards at Pitt. A native of Trinidad (12/26/68), he grew up in Houston and attended LaPorte High School.

COWBOYS DRAFT CHOICES



Kevin Smith

CORNERBACK • TEXAS A&M

HT: 5-11 • WT: 173 • BORN: 4/7/70 • D-1A FOR '92



The biggest question on Kevin Smith coming out of college is "What can't he do?" Nothing epitomized this more than the Aggies game against Texas Tech the fifth week of his senior season, when Texas A&M found themselves, due to injuries, without a punt returner against one of the nation's best punters. Although he hadn't returned a punt in his three-and-a-half years with the Aggies, All-America cornerback Kevin Smith was pegged for the job due to his excellent hands.

He averaged 7.7 yards on three returns against the Red Raiders then three games later, returned a punt 71 yards for a touchdown against Rice. In the season finale against Texas, Smith brought another punt back for a score, this time from 73 yards, boosting his season average to 14.5 yards to lead the Southwest Conference and finish sixth in the nation.

Throughout his football career, Smith, who scored six special teams/defensive touchdowns in four years at Texas A&M, has made big plays when given the opportunity.

He set a SWC record for career interceptions with 20, tied the conference mark for career touchdowns on interceptions with three and set Texas A&M career records for interceptions yards (289) and passes defended (32). In addition Smith, who missed only one game during his four years at Texas A&M, started 38 straight games to end his collegiate career.

Last year Smith was the cornerstone of an Aggies' secondary named the best in the country by *The Sporting News* prior to the season. The Texas A&M defensive backfield lived up to its billing when the Aggies led the nation in defense and finished second in the country in pass defense in 1991. Smith also recovered two fumbles and tied for the team lead with three forced fumbles.

Against Southwest Louisiana he stripped the ball and returned it 63 yards for a touchdown, the longest fumble return at Texas A&M since 1975. A semifinalist for the Jim Thorpe Award, given to the nation's best defensive back, Smith also earned consensus All-America honors and, for the third straight year, All-SWC recognition in 1991. He played in the Japan Bowl and the East-West Shrine game following his senior year.

In 1990 Smith earned SWC Defensive Player of the Week mention against Southwest Louisiana and Rice, against whom he had a career-high seven tackles and scored twice on interception returns, including a career-long 78-yarder.

After becoming the starting left cornerback as a sophomore, Smith returned an interception 40 yards for a touchdown against Louisiana State in the 1989 season opener. For the year he picked off nine passes, the second most in a season in school history, to lead the SWC and finish fourth in the nation.

As a freshman against Houston in his first collegiate start, Smith tackled James Dixon from behind to prevent one score then forced Chuck Weatherspoon to fumble after a 70-yard run. The next week vs. Baylor, Smith returned an interception 52 yards but barely missed the touchdown when he stepped out of bounds at the one-yard line.

His senior year at West Orange Stark High School in Orange, TX, Smith not only

K. SMITH, *Cont.*

recorded 12 interceptions but caught nine touchdown passes while playing wide receiver. He was recruited as a wide receiver by the University of Houston and Louisiana State University but chose to play defensive back at Texas A&M.

"He'd have been our best receiver," said Aggies Head Coach R.C. Slocum. "I have no doubt, if given the chance, he'd busted his butt and become a great receiver. That's the kind of competitor he is. What he has inside you can't teach."

The driving force behind Smith's success is that competitiveness. "I guess I developed it starting with board games my family would play," said Smith. "When I would lose, my sisters would rub it in so much and it would just make me furious. I learned right off the bat to hate losing. I hate to lose at anything."

After earning second-team all-state honors while leading his high school team to a 15-0 record and a second consecutive Texas 4A state championship, Smith was a big part of an Aggies squad that compiled a 27-9-1 (.743) record, including the 1991 SWC title, and played in three bowl games during his career.

"He has everything you'd ever want to see in an NFL cover cornerback," said Cowboys Defensive Backs Coach Dave Campo. "He's got the speed, surprising strength and he's a great athlete with the timing, instincts and anticipation. But most of all, you could tell Kevin is a fierce competitor. That came through in every film we watched and every interview we did."

The 17th overall pick in the 1992 draft, Smith was selected with the highest choice ever used on a defensive back from Texas A&M. He follows a group of ex-Aggies (Yal Lary, Det.; Bob Smith, Det.; Dave Elmendorf, Rams; Pat Thomas, Rams; and Lester Hayes, Raiders) who earned NFL All-Pro honors playing in the secondary.

Smith, who is one of three players from the Texas A&M secondary (Chris Crooms, fifth round, Rams and Kary Vincent, sixth round, Saints) selected in the 1992 draft, is the first Aggies player drafted by Dallas since guard Matt Darwin in the fifth round in 1985. During his senior year Smith roomed with linebacker Quentin Coryatt, who was selected by Indianapolis with the second overall pick in the 1992 draft.

Only the third defensive back (Aaron Kyle, 1976 and Rod Hill, 1982) selected in the first round by Dallas, Smith was chosen with the highest pick the Cowboys have ever used on a defensive back.

Kevin Rey Smith was a successful baseball player in high school until his sophomore year, when a fastball hit him on the left side of the face, leading him to devote more time to football. He also competed in basketball and track in high school. Smith majored in recreation, parks and tourism at Texas A&M. His twin sisters received track scholarships to college but both chose to bypass athletics and pursue engineering degrees.

SMITH'S TEXAS A&M TOTALS

Year				Tackles		Tackles For Loss	Pass. Def.	For. Fum.	Fum. Rec.
	Solo	Asst.	Tot.						
1988	4	0	4	0	5	1	1		
1989	27	9	36	1	10	1	1		
1990	45	14	59	0	8	0	1		
1991	22	12	34	1	9	3	2		
Totals	98	35	133	2	32	5	5		

Interceptions						Punt Returns					
Year	No.	Yds.	Avg.	Long	TD	Year	No.	Yds.	Avg.	Long	TD
1988	2	63	31.5	52	0	1991	19	275	14.5	73t	2
1989	9	75	8.3	40	1						
1990	7	149	21.3	78t	2						
1991	2	2	1.0	2	0						
Totals	20	289	14.5	78t	3						

Kickoff Returns					
Year	No.	Yds.	Avg.	Long	TD
1990	1	3	3.0	3	0



Robert Jones

LINEBACKER • EAST CAROLINA

HT: 6-2 • WT: 236 • BORN: 9/27/69 • D-1B FOR '92



Robert Jones is the complete package at linebacker. He has the size at 6-foot-2 and 236 pounds. He has the strength, enough to bench-press 480 pounds and squat 660 pounds in college. He has the agility, in the form of a 38-inch vertical jump, and speed, as in a 4.63 40-yard dash. Plus he is durable, missing one play (for an equipment problem) his last two seasons at East Carolina.

"If you wanted to carve out a perfect middle linebacker specimen, you'd carve out Robert," said Cowboys Defensive Assistant Bob Slowik, who coached Jones the past two years at East Carolina. "He has all the tools to be dominating at this level."

But there is more to Jones who, after his mother's death, was raised, along with his four older sisters and four cousins, by his uncle and aunt, Earnest and Betsy Watson. They took in the Joneses, giving them shelter, love and a code with which to live. To Earnest honest sweat was a virtue, and in raising Jones, he tried to instill these same beliefs. "He believes in working for what you want," Jones says. "I was never given anything. I believe that carries over to football. Work hard, and things will go your way."

More than the physical tools Jones possesses, it is this attitude and work ethic that make him a complete package, "I'd like to be remembered as a person who gave his all and was the best at what he did," said Jones. "Since my freshman year, I knew I had the potential to be among the best in the game. But I also knew the key was going to be for me to keep working at it to allow myself to accept coaching and make myself the best player I could possibly be."

The numbers Jones posted on the field during his four years at East Carolina are as equally impressive as the numbers he has in the weight room and on the track. In 37 starts at inside linebacker, including the last 34 straight during his career, he recorded double-figures in tackles 26 times. A unanimous first-team All-America selection as a senior and ECU's first All-America since offensive lineman Terry Long in 1983, Jones ended his career, with 478 stops, the second highest total in school history behind Dallas' 1978 draft choice Harold Randolph's 493 from 1974-77. Jones was a finalist for the Butkus Award, given annually to the nation's top collegiate linebacker, and one of 12 semifinalists for the Lombardi Award, while leading the Pirates to a 12-1 record and a No. 9 national ranking. He recorded 151 tackles to become the second player in school history to lead the team three consecutive seasons, and in the season's biggest win, a 23-20 upset of Syracuse, he had 18 tackles — three behind the line for 22 yards in losses — and three quarterback pressures. Two weeks later against Tulane he was named defensive player of the week by the coaching staff for his 15 tackles and a quarterback pressure — Jones led the team with eight for the season — that forced an interception which was returned for a touchdown. His season-high 19 stops, including a sack, came in the Pirates' 31-20 victory over South Carolina. Jones wrapped up his college career with 16 tackles, an interception and a blocked extra-point in the Pirates' 37-34 victory over North Carolina State in the Peach Bowl. He also participated in the East-West Shrine Game after the season.

In October, 1990, Jones put on a tackling clinic, amassing 68 stops — including a school record tying 23 tackle performance against Temple — over a four game stretch. He posted 21 tackles, a fumble recovery and an interception against Southern Mississippi in game one of the streak and was *Sports Illustrated's* Defensive Player of the Week with 17 tackles, a 15-yard interception return for a touchdown and a

JONES, Cont.

blocked field goal in a 56-32 win over Cincinnati in game three of the streak. For the season Jones put together nine double-digit tackle games in his 11 starts at linebacker and led the team in tackles with 167 for the year, the second highest tackle total in school history. For his performance, Jones was a finalist for the Butkus Award, earned the ECU Defensive Most Valuable Player Award and second-team All-America honors.

As a starter in every game at inside linebacker his sophomore season, Jones earned honorable mention All-America honors and led the team in tackles with 117, including a single-game season high 16 stops against both Louisiana Tech and Southern Mississippi. Jones went on to post double figures in tackles four more times during the season.


Recruited to East Carolina by Cowboys and former East Carolina linebacker Vinson Smith, Jones stepped into the lineup as a freshman, earning freshman All-America honors and freshman Linebacker of the Year accolades from *The Sporting News*. He earned three starts in the ten games he played in 1988 and posted 43 tackles, including 10 and 11 stops respectively in his first two collegiate starts.

A four year letterman at Nottaway High School in Blackstone, VA, Jones recorded 120 tackles and led his team to the 2A state championship as a senior. He then spent a year at Fork Union Military Academy before moving on to East Carolina.

The third linebacker taken in the 1992 draft, Jones is the first first-round draft pick ever out of East Carolina (Jody Schulz, a second round selection by Philadelphia in 1983 had been the highest) and joins Les Strayhorn, a running back drafted in the 17th round in 1973, Harold Randolph, a linebacker drafted in the sixth round in 1978 and Chris Hall, a safety drafted in the ninth round in 1992, as East Carolina players drafted by Dallas. Jones was a member of the honor roll as a criminal justice major at East Carolina.

JONES' EAST CAROLINA TOTALS

Year	Tackles			Int.	Tkl/ Loss	Sacks	Pass. Def.	For. Fum.	Fum. Rec.
	Solo	Asst.	Tot.						
1988	27	16	43	0	1(-1)	0	1	1	0
1989	70	47	117	0	4(-9)	1	3	1	0
1990	112	55	167	2	3(-7)	0	3	1	1
1991	104	47	151	0	12(-58)	3	1	4	0
Totals	313	165	478	2	20(-75)	4	8	7	1



Jimmy Smith

WIDE RECEIVER • JACKSON STATE

HT: 6-1 • WT: 200 • BORN: 2/9/69 • D-2A FOR '92



Heritage and tradition have an important meaning to Jimmy Smith. As one of the most highly recruited receiving prospects coming out of high school in Jackson, Mississippi, Smith could have landed at almost any college program in the Southeast. Yet, he chose to take his game-breaking, pass catching skills to Jackson State for three very sound reasons. First, his father, Jimmy Smith, had been a stand-out tight end at JSU and a member of the Tigers' football class of 1968 that sent 11 players to the NFL via the draft. Second, Smith felt comfortable with the prospect of playing for JSU head coach W.C. Gorden — who was the defensive coordinator at the school when Jimmy's father played there. And third, JSU has produced such NFL offensive stalwarts as Walter Payton, Harold Jackson, Willie Richardson and Richard Caster. The latest of those tremendously gifted Jackson State products

J. SMITH, Cont.

appears to be Smith who comes to the Cowboys with the complete package of fluid movement, 4.4 speed and outstanding body control. Not surprisingly, Smith's nickname in college was "Silk" for his style of making the big plays look easy. As a senior, he led the team in receptions with 43 catches for 804 yards and an impressive 18.4 yard average. Against Delaware State, he earned national player of the week honors by catching a school record 10 passes for 239 yards, including a 71-yard touchdown grab. He went on to earn second-team All-Southwestern Athletic Conference honors and a spot on the Senior Bowl roster. The numbers from his junior year are even more impressive. He teamed with Tim Barnett (third round choice of Kansas City in '91) to form the top receiving tandem in the country. Smith was the team leader in receptions (40) and yards (877) while also compiling a stellar 21.3 yard average with nine TD catches. His big-play ability was evident in JSU's 52-14 win over Southern University when Smith had four catches for 184 yards and TD receptions of 70, 64 and 37 yards. His three TD catches tied the school record that was set in 1960 by Willie Richardson, and Smith earned national player of the week honors for that performance. The 1990 Tigers finished the season with an 8-3 mark and advanced to the NCAA Division I-AA playoffs. Smith finished his career with 107 receptions for 2,047 yards, a 19.1 yard average and 15 TDs. He also ran the ball 19 times for 138 yards and a 7.3 yard career rushing average. Smith was an all-conference performer at Calloway High in Jackson, MS. His father, Jimmy, Sr., was a linebacker in 1968 for the Cincinnati Bengals. The elder Smith was a teammate of former Rams wide receiver Harold Jackson.

SMITH'S JACKSON STATE TOTALS

Receiving						Rushing					
Year	No.	Yds.	Avg.	Long	TD	Year	No.	Yds.	Avg.	Long	TD
1988	5	63	12.6	23	2	1989	11	56	5.1	28	0
1989	19	303	15.9	35	1	1990	7	59	8.4	35t	1
1990	40	877	21.9	70t	8	1991	1	23	23.0	23	0
1991	43	804	18.7	71t	4	Totals	19	138	7.3	35t	1
Totals	107	2,047	19.1	71t	15						



Darren Woodson

SAFETY • ARIZONA STATE

HT: 6-1 • WT: 216 • BORN: 4/25/69 • D-2B FOR '92



Although he is switching from linebacker at Arizona State to strong safety in the National Football League, Darren Woodson should enjoy a smoother transition from college to pro than from high school to the Sun Devils. However, if Woodson does as well in the NFL once he hits the field as he did in college, he will be a top pro player.

A highly-sought after prospect coming out of Maryvale High School in Phoenix, AZ, Woodson didn't have the grades to play football at Arizona State but instead of going to junior college, chose to pay his own way to the school in 1987 with the promise of a scholarship if he did well in classes. Woodson joined the football team in 1988 but in the third game of the year suffered a hip injury and was forced to sit out the season.

In 1989 Woodson made such an impact in spring drills that the coaches made room for him at outside linebacker with the first unit. He also played middle linebacker in ASU's nickel defense. Against Kansas State in his first collegiate start,

WOODSON, *Cont.*

Woodson led the Sun Devils in tackles. He finished the season sixth in the PAC 10 with 122 tackles, more than 21 ahead of his closest teammate and more than former Sun Devils great linebacker Vernon Maxwell recorded in any collegiate season. Woodson also earned honorable mention all-conference honors as a sophomore.

Woodson recorded double-digit tackles in seven games in 1989, including against Stanford when he had a career-high 16 tackles. Woodson also tied his career-high for solo tackles with 12 against the Cardinals. He first tallied 12 solos earlier in the season against Oregon State.

In 1990 Woodson led the Sun Devils in passes defended and tied for third on the team in tackles despite missing two games in midseason due to a sprained ankle. Prior to suffering the injury Woodson had a sack, a tackle for a loss and a team-high 14 tackles against Missouri in the third game of the year.

Last season as a senior captain, Woodson recorded five tackles, an interception, batted down one pass and intercepted another in the Sun Devils win over Southern California. After missing two games with a sprained right ankle, Woodson finished his collegiate career with seven tackles and two interceptions against California. Then a week later in the season finale against Arizona, Woodson had 10 tackles and a sack as the Sun Devils defeated the Wildcats for the first time since 1981.

The win over Arizona was particularly important for Woodson and a group of his teammates who are from the same West Phoenix area and dreamed of playing together at Arizona State then later made it their goal to beat the Wildcats. Woodson, cornerback Fillippi Spark — taken by the New York Giants four picks after Woodson in 1992 — and junior running back Kevin Galbreath played at Maryvale High School, where as running backs they formed the "dream backfield," that led their team to the semifinals of the AAA-I playoffs. In addition junior cornerback Kevin Miniefield grew up in the same neighborhood but attended Camelback High School.


"Darren likes to play, he likes to practice," said Dennis Brown, Arizona State's defensive coordinator during Woodson's career. "The only guys I know that like to practice are quarterbacks. He's a detail guy. He doesn't just want to know what he's supposed to be doing. He wants to know what everyone else is doing in the scheme of things."

Selected with the 37th overall choice in 1992, Woodson was taken with the highest draft pick used on a defensive player from the school since 1987 when cornerback Eric Allen was taken by Philadelphia with the 30th pick. Allen, Cincinnati's safety David Fulcher and former Raiders cornerback Mike Haynes are former Sun Devils defensive backs, who became NFL Pro Bowlers. Cornerback Mike Richardson, who started on Chicago's 1985 Super Bowl Championship team, also was drafted out of Arizona State.

The first of five defensive players taken from Arizona State in the 1992 draft, Woodson is the first Sun Devils player selected by Dallas since running back Darryl Clack was taken with the 33rd choice in 1985.

WOODSON'S ARIZONA STATE TOTALS

Year	Tackles			Sacks	Int.	Tackles		Pass Def.	For. Fum.	Fum. Rec.
	Solo	Asst.	Tot.			For	Loss			
1988	7	3	10	0	0	0	0	0	0	0
1989	79	43	122	2	2	7	3	2	1	
1990	49	24	73	3	0	11	7	0	0	
1991	36	15	51	2	3	3	1	0	1	
Totals	171	85	256	7	5	21	11	2	2	



Clayton Holmes

CORNERBACK • CARSON-NEWMAN

HT: 5-10 • WT: 178 • BORN: 8/23/69 • D-3A FOR '92



In two years Clayton Holmes has gone from being a junior college quarterback to joining the Cowboys secondary as a third round draft choice, the 13th defensive back (58th player overall) taken in the 1992 NFL draft. His speed — Holmes ran a 4.23 40-yard dash in Dallas' post-draft mini-camp, the fastest 40 among both the Cowboys' rookies and veterans — and natural ability have allowed him to make the transition from quarterback to cornerback without a hitch.

A two-time NAIA All-America selection at cornerback for Carson-Newman, Holmes quickly proved he had the ability to play his new position after arriving in Jefferson City, TN. The South Atlantic Conference's Defensive Player of the Year as a senior, Holmes finished second in the NAIA and tied the Carson-Newman single season record with eight interceptions. His 199 yards in interception returns gave him 462 return yards for his career, establishing a school record for career interception return yardage, and he played a key role in helping the Carson-Newman defense establish a single-season school record with 32 interceptions, including a record eight returned for touchdowns. Holmes opened the year with a 41-yard interception return against Fayetteville State, and then in the Eagles' 52-16 victory over Gardner-Webb, he had seven tackles, one interception, five passes defended and a 91-yard kickoff return for a touchdown to earn SAC Defensive Player of the Week honors. In the opening round of the NAIA Division I playoffs, Holmes had six tackles and two interceptions, returning one 77 yards for a touchdown, in the Eagles' loss to Western State, CO. The team leader in kickoff returns (13) and average (27.2), he wrapped up his collegiate career by participating in the Blue-Gray All-Star Game.

In his first season at cornerback, Holmes earned first-team NAIA All-America and All-SAC honors as he helped lead Carson-Newman to a 10-0 regular season record and into the second round of the NAIA playoffs. He led the team in both interceptions (six) and passes defended (17), and he established both a Carson-Newman and NAIA single-season record with 263 yards in interception returns and a 43.8 yard interception return average. In his first collegiate start at cornerback, Holmes had a 41-yard interception return, and two weeks later against Elon College he earned SAC Defensive Player of the Week honors with six tackles, 3 passes defended and two interceptions, including a 79-yard touchdown return, in the Eagles' 47-24 victory. Against Mars Hill, Holmes had two more interceptions, returning one 66 yards for a touchdown, to establish a school record with two touchdowns on interception returns in a season. Holmes also earned NAIA All-America honors in the long jump during the spring.

Before transferring to Carson-Newman, Holmes was a Junior College All-America quarterback at North Greenville, SC, Junior College.

The first player ever drafted by Dallas from Carson-Newman, Holmes joins Todd Collins, a linebacker drafted in the third round (64th overall) by New England, as the only Carson-Newman draftees in 1992. The last time a Carson-Newman player was taken as high as Holmes was in 1973 when Tim George was taken in the third round by Cincinnati.

Holmes earned all-conference honors as a quarterback and defensive back at Wilson High School in Florence, SC, and he set the South Carolina state record in the long jump. He was a management major at Carson-Newman.

HOLMES, Cont.

HOLMES' CARSON-NEWMAN TOTALS

Year	Tackles			Passes			For.	Fum.
	Solo	Asst.	Tot.	Def.	Fum.	Rec.		
1990.....	25	22	47	18	0	1		
1991.....	25	5	30	16	1	0		
Totals ...	50	27	77	34	1	1		

Year	Interceptions				
	No.	Yds.	Avg.	Long	TD
1990.....	6	263	43.8	79t	2
1991.....	8	199	24.9	41	1
Totals ...	14	462	33.0	79t	3

Year	Punt Returns				
	No.	Yds.	Avg.	Long	TD
1990.....	6	53	8.8	28	0
1991.....	17	89	5.2	23	0
Totals ...	23	142	6.2	28	0

Year	Kickoff Returns				
	No.	Yds.	Avg.	Long	TD
1990.....	18	344	19.1	36	0
1991.....	13	355	27.3	91t	1
Totals ...	31	699	22.5	91t	1



James Brown

OFFENSIVE LINEMAN • VIRGINIA STATE

HT: 6-6 • WT: 331 • BORN: 1/3/70 • D-3B FOR '92



In 1991, the Dallas Cowboys were looking to draft some talented offensive linemen and selected a relatively unknown small college product named Erik Williams, a Philadelphia native who played at Central (OH) State went on to earn a roster spot and make a solid contribution to the Dallas offensive line as a rookie. In the third round of the 1992 NFL Draft, the Cowboys gave the impression of trying to re-create history by selecting mammoth James Brown from tiny Virginia State (enrollment 3,989). Like Williams, Brown is a native of Philadelphia who has tremendous physical size and outstanding natural athletic ability. He also shared Williams' aggressive style of play, large wing-span and quick feet. The only unknown factor regarding Brown's chances for success in the NFL came from his lack of experience against major college competition — a shortcoming that had absolutely no bearing on Williams' progress and success from a year ago. Brown's athletic promise was measured at the NFL scouting combine where he turned in the sixth best vertical leap of all offensive line prospects. His 28-inch jump was impressive for a man of his 6-6, 330-pound frame. He was also the second-best rated line prospect in the power index category (a combination of a player's body fat percentage and vertical leap). A three-year starter at left tackle for Virginia State, Brown was also a starter at tight end during his red-shirt freshman season. In his final two collegiate seasons, he was a team captain and earned first-team All Central Intercollegiate Athletic Association honors. As a senior, he graded out at 89% for blocking consistency, while not surrendering a single sack for a VSU team that amassed 223.2 yards passing per game. He was named first team Division II All-America by the Associated Press following that final college season. James Lamont Brown was the first Virginia State Trojan player drafted by the NFL since 1972. A physical education major in college, he is also the very first Virginia State player ever drafted by Dallas. A two-way standout as a lineman at Philadelphia's Mastbaum High School, Brown also was a productive performer on the track team (shot put). Brown's roots in the NFC East run deep, having grown up as a Philadelphia Eagles fan. He and Erik Williams faced off against each other as high school players in Philadelphia.



Tom Myslinski

GUARD • TENNESSEE

HT: 6-2 • WT: 291 • BORN: 12/7/68 • D-4 FOR '92



Over the past three seasons the University of Tennessee has had some of its best offensive performances, both as a team and individually, in school history and one of the biggest constants through this success has been Tom Myslinski.

A starter at left guard in 37 straight games dating back to 1988, Myslinski (mish-LIN-skee) has paved the way for an offense that has set a school record for total yards each of the past three seasons. In addition he protected Volunteers' quarterback Andy Kelly, who holds school career marks for completions, passing yards and touchdown throws. Kelly also set a Tennessee season-record for passing yards with 2,241 in 1990 then surpassed it last year with 2,759 yards.

Myslinski also helped pave the way for six of the school's 10 best rushing games by four different running backs, including Chuck Webb who gained a school-record 294 yards on the ground against Mississippi in 1989. Last season Myslinski sprung holes for running backs Aaron Hyden and James Stewart, who were both named to the SEC All-freshman team in 1991. Stewart also tied a school record for 100-yard rushing games in a season with six.

In 1991 Myslinski earned All-Southeastern Conference and honorable mention All-America honors after Tennessee led the SEC and finished eighth in the nation in total offense (467.7). The Volunteers also topped the conference in third-down conversions (49%) and fourth-down conversions (76%).

During Myslinski's three-years as a starter, Tennessee compiled a 29-6-2 (.811) record, won in three bowl games and won SEC titles in 1989 and '90, when the Volunteers finished ranked fifth and seventh in the nation, respectively.

"He has the potential to be every bit as good as some of the players starting in this league right now," said Cowboys Offensive Line Coach Tony Wise.

Myslinski's pregame preparation may someday equal the legend of former NFL and Tennessee star Jack "Hacksaw" Reynolds, who earned his nickname after sawing a car apart while in college. Just before the team left the lockerroom for each game, Myslinski would go into the shower area and bang his unhelmeted head against the shower wall until it bled.

"I have no idea why I did," said Myslinski. "After the game I always said it was stupid because my head hurt. On game day I'm a maniac. When the game's over I go back to being my old cheerful personality."

After redshirting in 1987, Myslinski received his first collegiate start at right guard against Duke in the second game in the 1988 season, due to an injury, then suffered a sprained ankle which forced him to miss five games.

One of nine Tennessee players drafted in 1992, Myslinski is one of 12 Volunteer offensive linemen, including tackle Bernard Dafney in the ninth round by Houston this year, to be drafted since 1984. He is the first Tennessee offensive lineman taken by Dallas since center Robert Shaw was the Cowboys' first-round choice in 1979.

Myslinski, a kinesiology major, twice earned SEC All-Academic honors. Last season he was presented with the Toyota Leadership Award during ESPN's telecast of the Tennessee-Auburn game for serving as an honorary coach for the University of Tennessee Medical Center's "Fighting Chance Games," which allow physically challenged individuals to participate in sports.


In 1990 Myslinski finished fourth in the shot put in the SEC outdoor meet with a career-best 59'9½". In 1991 Myslinski placed fifth in the SEC outdoor meet in

MYSLINSKI, Cont.

the hammer throw. His career best in that event is 155'9".

Rated by one recruiting service as one of the top centers in the nation. Thomas Joseph Myslinski earned all-state honors after leading Free Academy High School in Rome, NY to an undefeated season and a state title his junior year. Following the season opener as a senior, Myslinski was involved in a car accident, in which he was thrown through a rear door window breaking a leg and forcing him to have over 100 stitches to his head. Despite the injuries Myslinski pulled the two passengers in the front seat from the car.

He won the state title in the discus and finished third in the shot put in high school.



Greg Briggs

SAFETY • TEXAS SOUTHERN

HT: 6-3 • WT: 209 • BORN: 10/19/68 • D-5A FOR '92



Greg Briggs spent his high school and early college days playing the game he loved, basketball, but three years ago he decided to give football a try and now hopes to follow in the footsteps of Cornell Green who spent 13 seasons in the Dallas secondary after making the transition from basketball to football. Although he has a head start on Green, who never played college football, Briggs still spent most of his senior season making a name for himself at Texas Southern University, and three days before Christmas that work paid off when he received what was the highlight of his football career up to that point, an invitation to the NFL Scouting Combine in Indianapolis. With impressive workouts at the combine, his athletic ability and raw talent vaulted him toward the top among defensive backs after arriving virtually unknown.

Because the Tigers returned almost their entire secondary in 1991, Briggs, a transfer from the University of Arkansas-Pine Bluff, started his senior season playing mostly in the nickel defense and on special teams, but when one of the outside linebackers went down with an injury early in the year, Briggs moved up to plug the hole. "I knew we had something special then," said Texas Southern defensive coordinator C.L. Whittington, who played five years at safety for the Houston Oilers. "Greg displayed toughness and good coverage ability and, by the end of the season, had made a name for himself." At 6-3, 209 pounds Briggs, while playing linebacker, often had the responsibilities of a safety. He had the size to stop the running game at the line of scrimmage and the speed to cover slot receivers and running backs in the passing game, recording 42 tackles and two sacks as well as a 31-yard interception return.

Before joining Texas Southern, Briggs spent 1990 at the University of Arkansas-Pine Bluff, where he planned to play basketball, but the football coaching staff talked him into joining their squad. He played in the first two games of the season before being declared ineligible because of a class conflict. Following the season the Pine Bluff program was suspended for 1991 by the NAIA which paved the way for Briggs and six of his teammates to attend Texas Southern.

Briggs, who did not play football in high school, was heavily recruited by Southern Mississippi to play basketball before choosing to enroll at Copiah Lincoln Junior College in Wesson, MS, on a basketball scholarship. A member of the team in both 1987 and 1988, he then joined the football team in 1989, started all season at safety for the Wolves and recorded six interceptions to earn JUCO all-state honors.

An all-district basketball player as a senior at Franklin County High School in Meadville, MS, Briggs was also a member of the track team.

BRIGGS, Cont.

Briggs (the 120th player selected overall) joins Kevin Harris, a defensive end drafted in the fourth round in 1990, and James Ford, a running back drafted in the 13th round in 1971, as the only players from Texas Southern ever drafted by the Cowboys. Briggs joins teammate Alberto White (a linebacker drafted in the 10th round by the L.A. Raiders) as the only Texas Southern players to be drafted in 1991.

BRIGGS' TEXAS SOUTHERN TOTALS

Year	Tackles			Passes Def.	Sacks	Fum. Rec.	Int.	Blk. Kick
	Solo	Asst.	Tot.					
1991.....	24	18	— 42	3	2	1	1	1




Rod Milstead

GUARD • DELAWARE STATE

HT: 6-2 • WT: 293 • BORN: 11/10/69 • D-5B FOR '92



Running interference for NFL rushing champion Emmitt Smith should be a familiar scenario for Rod Milstead. As a junior offensive guard at Delaware State, Milstead was the leader on an offensive front that led the NCAA Division I-AA ranks in rushing with 298.7 yards per game. Last year, as a senior All-America, Milstead's troops cleared the way for 298.5 yards per game and 5.2 yards per rush to finish the season as the nation's No. 2 ranked rushing offense. Productivity and consistency have been characteristics that have summarized Milstead's performance on the football field for some time. Throughout his college career, he never missed a practice or a game while making 42 straight starts at right guard for the Hornets. As a senior he was selected as the Mid-Eastern Athletic Conference's Offensive Lineman of the Week on four occasions en route to earning first-team Walter Camp recognition. He was also a first-team all-conference selection in each of his final two college seasons. As a junior, Milstead helped the Hornets register a school-record 518-yard rushing performance against Towson State, and as a senior, Milstead helped Delaware State to 380 yards rushing against Northeastern. From 1989 to 1991, Milstead served as the anchor on Delaware State offensive line units that helped the team produce an overall record of 22-10. Regarded as the nation's top pulling guard in Division I-AA last year, Milstead has exceptional quickness and agility that is apparent in his first step off the ball. His quickness afoot was evident at the 1992 NFL scouting combine in Indianapolis where he recorded the fastest time in the 20 yard dash (2.98) among all offensive guard prospects. He also ran a 4.91 in the forty. Milstead was a two-time all-state selection as an offensive lineman, while also lettering in track, at Lackney High School in Bryans Road, MD. He majored in criminal justice at Delaware State.



Fallon Wacasey

TIGHT END • TULSA

HT: 6-7 • WT: 241 • BORN: 2/8/69 • D-6 FOR '92



Tight end Fallon Wacasey's best move of his football career actually came as a defensive end. In Spring, 1989 a National Football League scout was at Tulsa looking at an offensive tackle and needed a defensive end to help judge

WACASEY, Cont.

pass blocking skills. Wacasey, who spent his first two years at Tulsa with the basketball team, happened to be playing hoops on a nearby court and was recruited to rush the prospect. After the workout the scout advised Wacasey that he may have a future as a pro football player.

Wacasey (way-CAY-see) also was encouraged when Tulsa Head Coach Dave Rader told him he'd have three years of football eligibility if he chose to switch to the gridiron. Although he earned All-America honors as a tight end at Kansas, OK, High School and was offered football scholarships to UCLA, Alabama and Stanford, Wacasey had difficulty at first with the transition. "I was really lacking in strength, the blocking techniques, and the change in size and speed was more than what I was ready for," said Wacasey.

He continued to improve each season, culminating with the 1991 campaign, when Wacasey finished second in receptions on a Tulsa club that compiled a 10-2 record, the school's best since a 10-1 mark in 1982. The Golden Hurricane finished the season with a victory over San Diego State in the Freedom Bowl.

A starter in Tulsa's past 23 games, Wacasey had a team-high 23 catches after six games last season. In the season opener against Southwest Missouri State (8/31), he scored Tulsa's first two touchdowns of the season on catches of four and a career-long 35 yards to finish the game with a team-high 64 yards receiving.

After leading the Golden Hurricane with four catches for 61 yards against Oklahoma State (9/7), Wacasey had a career-high five receptions the following week against Kansas. He matched that career high for catches vs. then-No. 2 ranked Miami (9/28), when he also tallied a career-high 85 receiving yards to again lead the Golden Hurricane.

The recipient of Tulsa's Athletic Academic Achievement Award in 1989 and 1990, Wacasey became Tulsa's starting tight end before his junior year. Against Colorado State in the 10th game of 1990, he caught a season-high four passes for 65 yards, including a season-long 22-yard reception.

His first catch as a collegiate tight end was a two-yard touchdown grab against Arkansas in only his third football game with Tulsa in 1989. The next week he was named the Golden Hurricane's Lineman of the Week after he partially blocked a field goal attempt by New Mexico to preserve a 35-33 win. Tulsa earned a spot in their first bowl game since 1976 when they played Oregon in the Independence Bowl following the 1989 season.

The eighth tight end taken in the 1992 draft, Wacasey was selected with the highest NFL draft choice ever used on a tight end from Tulsa and highest pick used on an offensive player from the school since 1987, when Philadelphia took guard David Alexander in the fifth round. Wacasey is the first tight end drafted by Dallas since Keith Jennings in the fifth round in 1989 and the first Tulsa player taken by the Cowboys since defensive end Bill Purifoy in 1982.

After the 1991 football season was over, Wacasey re-joined the Tulsa basketball team, for which he played in 1987-88 and 1988-89. Despite missing the first part of the Hurricane's hoop slate, Wacasey tied for third on the team in blocked shots with seven. He led Tulsa with 10 rebounds against Oral Roberts (2/17) and scored a career-high nine points against Bradley (2/29) in 1992.


A three-time all-conference pick in basketball in high school, Wacasey earned all-state honors as a senior when he averaged 24.0 points and 14.3 rebounds to lead his team to the state 2A semifinal. Wacasey earned his degree in public relations from Tulsa.

WACASEY, *Cont.*

WACASEY'S TULSA TOTALS

Year	Receiving				
	No.	Yds.	Avg.	Long	TD
1989	1	2	2.0	21	1
1990	11	127	11.5	22	0
1991	26	346	13.3	351	4
Totals	38	475	12.5	351	5

Single-Game Bests	
Receipts — 5 @ Kansas, 9/14/91; vs. Miami, 9/28/91	
Rec. Yards — 85 vs. Miami, 9/28/91	
Long Rec. — 351 vs. Southwest Missouri State, 8/31/91	
TD Rec. — 2 vs. Southwest Missouri State, 8/31/91	



Nate Kirtman

SAFETY • POMONA-PITZER

HT: 6-1 • WT: 186 • BORN: 6/6/71 • D-9A FOR '92



In this day-and-age of specialization on the football field, there has been talk of reducing the size of each club's roster. If that were to take place, Nate Kirtman may be one of the few players who would thrive with the opportunity to fill multiple roles on the club. A throwback to the days when players never came off the field, Kirtman spent his college career as a jack-of-all-trades, lining up at safety, cornerback, wide receiver, kickoff returner, punt returner and punter. Although he spread himself out at Pomona-Pitzer, few doubt he has the talent to make it in the professional ranks. "I don't think there's any question of that, because he's got the physical and mental ability and he's a hard worker," said Pomona-Pitzer Head Coach Clarence Thomas. "You can't coach speed and he's got the speed, along with the other intangibles to go with it."

As a senior Kirtman's speed allowed him to lead the Sagehens in all-purpose yards with 977 (122.1 yards per game) and receiving with 18 catches for 356 yards (19.7 avg.) and two touchdowns. As the team's punter he posted a 37.7 yard average on 25 kicks, including a 70-yarder. On the defensive side of the ball Kirtman, who primarily played as a safety in passing situations, recorded two interceptions to lead the defense. He was also the top punt and kick returner on the club with a 9.9 yard average on punts and a 21.1 yard average on kicks.

After sitting out most of the 1989 season, Kirtman earned All-America honors as both a kick returner and a punter in 1990, leading all Division III return men with a 33.9 yard kickoff return average and finishing second with a 39.6 yard punt average (51 punts, 2,018 yards). The team leader in all-purpose yards with 916 (114.5 yards per game), he recorded his first collegiate touchdown on a 60-yard interception return against Whittier. The following week against the University of San Diego he ran back a kick 98 yards for a touchdown. The big plays continued against Occidental when he hauled in a career-long 83-yard touchdown pass, and the following week posted a career-long 103-yard kickoff return against Redlands. His final big-play of the year came in a re-match with Occidental when he had a career-long 84 yard touchdown run, giving him a team high 36 points for the season. The team leader in interceptions with three, he was also the Sagehens second leading rusher (23 carries, 212 yards) and fourth leading receiver (9 receptions, 127 yards).

Kirtman stepped right into the lineup as a freshman cornerback, leading the Southern California Intercollegiate Athletic Conference in interceptions as a freshman with four, including a pair of thefts against Cal-Lutheran. He also returned five kickoffs for 84 yards and handled the punting duties with 46 kicks for a 36.6 yard average.

In addition to his numerous football talents, Kirtman was also a two-time NCAA

KIRTMAN, Cont.

Division III long jump champion (1990 and 1991). As a sophomore he also finished second in the triple jump at the NCAA Division III Championships. In 1991 he finished third at the national meet in the triple jump with a 50'8" mark and fifth in the 100 meters along with his second long jump title (24'7 $\frac{3}{4}$ "). In leading Pomona-Pitzer to the SCIAC track title that season, Kirtman won the long jump, triple jump, 100 meters, 200 meters and ran the opening leg of the winning 4 x 100 meter relay. He also finished second in the 110 meter high hurdles and was named the meet's outstanding male athlete.

The first player ever drafted by the NFL from Pomona-Pitzer, Nathaniel Kirtman was only 16 years old and weighed only 155 pounds when he graduated from St. Mary's College High School in Berkeley, CA, where he was an all-conference selection in track while also lettering in football and soccer. He chose Pomona-Pitzer because it was a small school that was academically strong and would still give him the opportunity to participate in intercollegiate athletics.

He earned his degree in government from Pomona College.

KIRTMAN'S POMONA-PITZER TOTALS

Kickoff Returns					Punt Returns				
Year	No.	Yds.	Avg.	TD	Year	No.	Yds.	Avg.	TD
1988	5	84	16.8	0	1990	1	9	9.0	0
1990	15	508	33.9	1	1991	7	69	9.9	0
1991	23	486	21.1	0	Totals	8	78	9.8	0
Totals	43	1,078	25.1	1					

Interceptions				
Year	No.	Yds.	Avg.	TD
1988	4	30	7.5	0
1990	3	60	20.0	1
1991	2	20	10.0	0
Totals	9	110	12.2	1

**Chris Hall**

SAFETY • EAST CAROLINA

HT: 6-2 • WT: 184 • BORN: 4/25/70 • D-9B FOR '92



When the Cowboys entered the 1992 draft they were looking to find defensive backs who had a feel for making the big play. A productive defensive back makes the big play through the turnover, and Chris Hall personally accounted for 13 opponent's take-aways during his four years in the secondary at East Carolina. When not forcing a change of possession, Hall was instrumental in stopping offensive drives in other ways, as he established a new East Carolina career record for pass deflection with 26. Recruited as an offensive player at running back, Hall wasted no time in making his mark at ECU. By the middle of his true freshman season, Hall was moved into a starting role in the secondary, and he immediately responded with three of nine career interceptions. At the conclusion of his senior season, he was voted to the position of defensive co-captain along with current Cowboys' teammate and first-round draft choice Robert Jones. Throughout his career, Hall distinguished himself as a player who came to the front in the big games. Last fall, he registered a season-high 12 tackles in the Pirates' only loss of the season — a nationally televised game at Illinois. He later picked up 11 tackles in the Pirates' last minute win over Pittsburgh, while adding 10 stops and an interception in ECU's win over regional rival South Carolina. Considered the best cover man in the secondary, Hall played primarily at corner-

HALL, Cont.

back throughout his career, recording interceptions against Memphis State, South Carolina and Virginia Tech as a senior. He also led a defensive backfield that helped East Carolina to its best record (11-1) and highest national ranking (9th by A.P.) in school history. A starter in the secondary for just over three years, Hall collected a career-high 20 tackles as a junior in a game against South Carolina. The sixth of seven defensive backs drafted by Dallas in 1991, Hall will be given the opportunity to make the Cowboy's team as a safety. He is the fourth East Carolina player to be drafted by Dallas and the first former Pirate defensive back. Charles Christopher Hall was a business management major at East Carolina. The son of a U.S. Army staff sergeant, Chris was accustomed to moving around as a youngster. His father is currently stationed at Fort Stewart in Georgia. While living at Fort Dix in New Jersey, Hall attended Pemberton High School where he earned two letters each in football, basketball and track. He was a second-team all-state running back and an all-conference selection at forward in basketball.

HALL'S EAST CAROLINA TOTALS

Year	Tackles			Tkl. Loss	Passes		Forced Fumble	Fumble Rec.
	Solo	Asst.	Tot.		Def.	Int.		
1988	18	9	27	1(-1)	1	3	0	1
1989	35	19	54	—	10	1	1	1
1990	57	28	85	1(-3)	8	2	1	0
1991	49	25	74	1(-1)	7	3	0	2
Totals	159	81	240	3(-5)	26	9	2	4



John Terry

GUARD • LIVINGSTONE COLLEGE

HT: 6-4 • WT: 292 • BORN: 8/30/68 • D-10 FOR '92



John Terry earned first team All-Central Intercollegiate Athletic Association honors at Livingstone College last season after leading the way for sophomore running back

Rob Clodfelter, who led the conference and finished seventh in NCAA Division II in rushing with 137.9 yards per game. He also scored a conference-high 14 touchdowns on the ground.

After transferring to the tiny school in Salisbury, NC in January, 1990, Terry became the Blue Bears' starting left guard. In his first year at Livingstone, Terry blocked for an offense that produced Clodfelter, who topped the conference in rushing as a freshman, and Ben Coates, an All-America tight end drafted by New England in the fifth round in 1991. Coates is Terry's cousin.

A second-team All-CIAA pick as a junior, Terry has never missed a game due to injury during his collegiate career.

In 1986 Terry lettered as a freshman tackle at Johnson C. Smith University, which produced Pettis Norman, a tight end for Dallas from 1962-67. Terry started at left tackle for the Golden Bulls as a sophomore then redshirted the 1988 season due to academic reasons. He spent the 1989 school year working in his hometown of Greenwood, SC.

Terry will be attempting to follow the same path to the National Football League as defensive back Kenneth Gant, who played the past two seasons for the Cowboys after being drafted in the late rounds in 1990 from Albany State, a small division II school.

TERRY, *Cont.*

He is the first player from Livingstone to be drafted by Dallas. No player from the school has ever made the Cowboys' regular-season roster.

A star at defensive and offensive tackle at Greenwood High School, John Henry Terry, III was recruited by several major colleges but, due to grades, chose Johnson C. Smith. He majored in business management at Livingstone College.



Tim Daniel

WIDE RECEIVER • FLORIDA A&M

HT: 5-11 • WT: 184 • BORN: 9/14/69 • D-11 FOR '92



With the emergence of Tim Daniel as a receiver came the evolution of Florida A&M as a passing football team. Before his arrival in Tallahassee, the Rattlers' offense averaged only 70 yards per game through the air in both 1986 and 1987, but over the past two seasons, behind the speed and explosiveness of Daniel, Florida A&M has become pass happy, averaging 238 yards per game through the air. The Rattlers' big-play receiver, Daniel posted five catches over 40 yards during that span, including TD grabs of 98, 80 and 77-yards, and during that time no receiver has hauled in more touchdown receptions than Daniel's six. For his career, Daniel averaged 21.7 yards per catch and a touchdown every 8.7 receptions. The Rattlers' put together four straight winning seasons during his career, including the school's first ever outright Mid-Eastern Athletic Conference title in 1990 with a 6-0 conference mark.

As a senior, Daniel finished second on the team with a career-high 30 receptions for a team and career-high 580 yards and three touchdowns, earning honorable mention All-MEAC recognition. In the season opening 47-24 victory over Tuskegee, he hauled in three passes for 115 yards, including an 80-yard touchdown grab to lead the Rattlers' air attack. Two weeks later, against Georgia Southern he added 71 yards on two receptions, and, in a 24-20 decision over Southern University, he had two catches for 49 yards and a touchdown. In his final game as a collegian, Daniel had a single-game career-high nine receptions for 141 yards and a touchdown in a 46-28 win over Bethune-Cookman. His nine catches were one short of the school record 10 set by Clarence Chester in 1981 and tied by former Cowboys receiver Ray Alexander in 1983.

An honorable mention All-MEAC selection in 1990, Daniel hauled in 19 receptions for 512 yards in posting a conference leading 26.9 yards per catch. Against Delaware State, in his finest game as a collegian, he set a school record with 152 yards and two touchdowns on four receptions, breaking the old mark of 150 yards set by Ray Alexander against Howard in 1983. In that game Daniel grabbed a 98-yard scoring pass, the second-longest touchdown pass in school and conference history. The following week he recorded two more receptions for 70 yards and a touchdown in a 37-17 win over South Carolina State, and later in the year his 61 yards on two receptions helped lead the Rattlers to a 39-20 win over Howard.

Daniel saw his first real action in the passing game as a sophomore, hauling in 12 receptions for 198 yards and a touchdown. In the season opening victory over Tuskegee he logged his first collegiate touchdown on a season-long 38-yard catch.

An all-conference and all-county selection in both football and track at Benjamin Mays High School in Atlanta, GA, Daniel walked-on at Florida A&M but spent most of his freshman year serving as a blocker in the Rattlers' running game.

Daniel, the only Florida A&M player taken in this year's draft, is the first player

DANIEL, *Cont.*

drafted by Dallas from A&M since Art Robinson, a tight end taken in the seventh round in 1966. The only other player Dallas has ever drafted from A&M was also a wide receiver, Bob Hayes, a seventh-round choice in 1964 who went on to set club records for the longest pass reception (95 yards) as well as average yards per reception (20.0) and receiving touchdowns (71).

Tim majored in journalism at Florida A&M.

DANIEL'S FLORIDA A&M TOTALS

Year	Receiving				
	No.	Yds.	Avg.	Long	TD
1989	12	198	16.5	38t	1
1990	19	512	26.9	98t	3
1991	30	580	19.3	80t	3
Totals	61	1,290	21.1	98t	7

Daniel's Single-Game Highs

Yards Receiving — 152 @ Delaware State, 10/20/90
 Receptions — 9 vs. Bethune-Cookman, 11/30/91
 Long Reception — 98t @ Delaware State, 10/20/90
 Touchdowns — 2 @ Delaware State, 10/20/90



Donald Harris

SAFETY • TEXAS TECH

HT: 6-0 • WT: 185 • BORN: 11/12/67 • D-12 FOR '92



The Cowboys have a tradition of drafting players who, for one reason or another, are not projected to join the Dallas organization until a few years down the road. Some, such as Roger Staubach (drafted in 1964) and Chad Hennings (1988), have had military commitments to fulfill before joining the team. Others have been involved in athletic careers in other sports, including Bob Hayes (1964) in track; Merv Rettenmund (1965) in baseball; and Pat Riley (1967) in basketball. The latest addition to the intriguing list of potential down-the-road possibilities is Donald Harris, a former first-round draft choice of the Texas Rangers who is currently with the organization's Class AA ball club in Tulsa. Selected by the Rangers with the fifth overall pick in 1989, Harris was a two-sport stand-out at Texas Tech from 1987 to 1989. As a freshman in the fall of 1987, he was named the Southwest Conference's Defensive Newcomer of the Year after starting all 11 games at free safety and recording 104 tackles and three interceptions. His tackle total ranked second on the team for the year, and he turned in a season-high 18 stops against Texas (10 solos). His 64-yard interception return for a TD against Tulsa was the second longest in the SWC in 1987. As a sophomore, he earned second team All-SWC honors after tying for the team lead in tackles with 141 stops, including a single-game school record for tackles with 30 stops against Arizona. He also intercepted three passes, caused two fumbles and recovered three others. In two seasons as a centerfielder for the Tech baseball team, Harris batted .322 with 10 home runs and 44 RBI. In his first year of professional baseball in the Rookie League at Butte, MT, Harris hit .284 with a league-leading eight triples. In 1990, he split time between Gastonia (A) and Tulsa (AA), and last season he played in 130 games at Tulsa before being called up to the Rangers on September 3. He appeared in 18 major league games and went three for eight with a home run and two RBI. Regarded as perhaps the finest defensive centerfielder in the Rangers organization, Harris brings a very aggressive and athletic style of play to both sports. While at Tech, he was noted as a very fierce competitor who was a solid hitter in the secondary. Before enrolling at Tech, Harris spent a year at McLennan Community College in Waco, TX. Born and raised in Waco, Harris earned all-district honors in baseball at Jefferson-Moore High School. He also starred in football, basketball and track.

THE PLAYERS

HARRIS, Cont.

HARRIS' TEXAS TECH TOTALS

Year	Solo	Tackles		Tot.	Passes		For. Fum.	Rec. Fum.	Int.
		Ast.			Def.				
1987	66	38	—	104	5		1	0	3
1988	64	77	—	141	3		2	3	3
Totals	130	115	—	245	8		3	3	6


★ 1992 DRAFT ★

ROUND	(overall)	PLAYER	POS.	HGT.	WGT.	COLLEGE
1.	(17)	Kevin Smith	CB	5-11	173	Texas A&M
1.	(24)	Robert Jones	LB	6-2	236	East Carolina
2.	(36)	Jimmy Smith	WR	6-1	200	Jackson State
2.	(37)	Darren Woodson	S	6-1	216	Arizona State
3.	(58)	Clayton Holmes	CB	5-10	178	Carson-Newman
3.	(82)	James Brown	OL	6-6	331	Virginia State
4.	(109)	Tom Myslinski	G	6-2	291	Tennessee
5.	(120)	Greg Briggs	S	6-3	209	Texas Southern
5.	(121)	Rod Milstead	G	6-2	293	Delaware State
6.	(149)	Fallon Wacasey	TE	6-7	241	Tulsa
9.	(248)	Nate Kirtman	S	6-1	186	Pomona-Pitzer
9.	(250)	Chris Hall	S	6-2	184	East Carolina
10.	(275)	John Terry	OL	6-4	292	Livingstone College
11.	(302)	Tim Daniel	WR	5-11	184	Florida A&M
12.	(317)	Donald Harris	S	6-0	185	Texas Tech

DALLAS COWBOYS' DRAFTS (1989-92)

position-by-round

	QB	RB	TE	WR	OL	K	DB	LB	DL	P	Total
Round 1:	2	1		1			1	1	1		7
Round 2:		1		2			1	1			5
Round 3:					4		1	1	2		8
Round 4:	1	1			1				3		6
Round 5:			1		1		2	2	1		7
Round 6:			1		1						2
Round 7:								1	1		2
Round 8:		1									1
Round 9:				2			4				6
Round 10:					2			1			3
Round 11:		1						2			3
Round 12:				1			2				3
Total	3	5	2	6	9	0	11	9	8	0	53



Chad Hennings

DEFENSIVE END • AIR FORCE

HT: 6-6 • WT: 272 • BORN: 10/20/65 • D-11 FOR '88



When talking of Chad Hennings, it's difficult to concentrate on the present and avoid thinking of the past or dreaming of the future. The 1987 All-America and Outland Trophy winner at the Air Force Academy has been serving his military commitment the past four years. He joined Dallas in June, 1992, after the Pentagon shortened the duty time required for those who attended the various academies.

Hennings is following the same path to the National Football League as former Cowboys Hall of Fame quarterback Roger Staubach, who joined Dallas in 1969 as a 27-year-old rookie after a four-year hitch in the Navy. Drafted by Dallas out of the Naval Academy in the 10th round in 1964, Staubach led the Cowboys to six NFC Championship Games, four Super Bowls and two NFL titles.

As a pilot of the A-10 tankbuster (also known as the "Warthog"), Hennings was stationed in London the past two years. In the final days of the Gulf War, he escorted the planes that dropped supplies to the Kurds in northern Iraq and southern Turkey as part of "Operation Provide Comfort."

He underwent pilot training at Sheppard Air Force Base in Wichita Falls, TX, which is approximately 100 miles northwest of Dallas.

When pro scouts worked out Hennings after his senior year, he was focusing on losing weight in order to get into flight school. At the time he was 6-foot, 5-inches tall and weighed 251 pounds. After his stint in the military, he is 6-foot, 6-inches in height, weighs 272 pounds and appears to be quicker and stronger.

"The four years I spent in the Air Force helped me mature a lot physically, as well as mentally and spiritually," said Hennings. "Being a fighter pilot is sort of like being on defense. You get to take it to the person. You set the tempo, the pressure, the aggressiveness, the knocking of heads. You inflict the pain."

In 1987 Hennings set a Western Athletic Conference record with 24 sacks to earn WAC defensive player of the year honors. Against Wyoming in the season opener, Hennings had seven tackles, three sacks, one fumble recovery, one forced fumble and three batted passes, including one that was intercepted.

After playing his freshman season as a 220-pound tight end, Hennings moved to the defensive line in 1985 and earned honorable mention All-America and second-team All-WAC honors as a sophomore. He warranted first-team All-WAC recognition in 1986 while again being named honorable mention All-America.

Chad Hennings is a native of tiny Elberton, IA (pop. 150), where he grew up on a 900-acre farm. He was a two-time all-state football player and state-champion wrestler at Brenton Community High School. A former member of the 4-H club and Future Farmers of America, Hennings earned his degree in management at the Air Force Academy. His wife's name is Tammy.

HENNINGS' AIR FORCE TOTALS

Year	Tackles			Sacks	Tackles		Pass Def.	For. Fum.	Fum. Rec.
	Solo	Asst.	Tot.		For	Loss			
1985	47	24	71	11	20	0	0	0	1
1986	59	42	101	10	20	0	0	0	1
1987	48	39	87	24	31	5	5	5	3
Totals	154	105	259	45	71	5	5	5	5

Rookie Free Agents

Michael Beasley, a 5-10, 203-pound running back from West Virginia, spent his senior year at wide receiver after three seasons at running back, finishing second on the team with 17 receptions for 272 yards and two touchdowns. He also posted the team's longest run of the season with a 63-yard touchdown dash. After sitting out in 1989 following his transfer from Maryland, Beasley led the team in rushing as a junior with 125 carries for 607 yards and three touchdowns, including a 197-yard performance at Pittsburgh. After finishing second in the ACC with a 21.1 yard kickoff return average as a freshman at Maryland, he gained 528 yards and five touchdowns on 115 carries as a sophomore, including a career long 74-yard dash. Beasley starred at Owen J. Roberts High School in Pottstown, PA.

Swift Burch, a 6-4, 272-pound defensive lineman from Temple, was an All-Big East selection and team captain as a senior, recording 69 tackles, 11 tackles for losses and two sacks. He won the squad's most valuable player award for 1991 and the John Rienstra Award for his performance in the weight room. For his career, Burch posted 19 starts in 35 games and had 136 tackles and six sacks. An all-metro selection at Roosevelt High School in Washington D.C., Burch also starred in basketball and swimming.

Lin Elliott, a 6-0, 180-pound kicker from Texas Tech, made 17-of-26 field goal attempts in 1991, including a career-long tying 52 yarder against Cal-Fullerton. An All-Southwest Conference selection as a senior, Elliott holds the school's all-time career records for kick scoring (220 points), conversions (100), and consecutive extra points (85). For his career Elliott hit 100-of-101 extra points and 40-of-62 field goals. Over the past three seasons he has had 69 touchbacks on his 179 kickoffs, and the longest return an opponent ever recorded against him was 36 yards. Elliott starred at Waco, TX, High School, where he was also a four-time all-district selection in soccer.

Melvin Evans, a 6-2, 316-pound guard from Texas Southern, was a two-year starter and two-time All-Southwestern Athletic Conference selection at right guard, blocking the way for a Texas Southern ground game that led the conference with 210.6 yards per game rushing in 1991. Evans transferred to Texas Southern after earning All-America honors as an offensive guard and tackle at Garden City, KS, Community College. Evans was an all-conference selection at Peter Quinn High School in Trenton, NJ.

Patt Evans, a 6-6, 261-pound tight end from Minnesota, earned honorable mention All-America and first-team All-Big 10 honors in 1991. A team captain as a senior, he led the Gophers in receiving with 35 catches for 454 yards and a touchdown, earning team most valuable player honors. Evans also excelled on special teams, recording 12 tackles. As a junior in his first season at tight end after two seasons as a reserve center, he was the team's third leading receiver with 22 catches for 244 yards. Evans was a three-time all-conference selection at tight end, defensive end and placekicker at Stath Haven High School in Swarthmore, PA.

Melvin Foster, an All-Big 10 selection as a senior, led Iowa in tackles in 1989 and '90. After suffering a knee injury following his senior season with the Hawkeyes, the 6-1, 243-pound linebacker did not play football in 1991. He finished his collegiate career sixth on Iowa's all-time tackle list and led the Hawkeyes' defensive effort that, in 1989, held Purdue to minus 73 yards rushing, a record low for an Iowa opponent. A native of Houston, TX (12/23/66), Foster was a two-time all-state pick at Yates High School, which went undefeated on its way to the state 5-A title his senior year. PARADE Magazine rated Foster the top linebacker in the country in 1985.

Harold Heath, a 6-3, 249-pound tight end from Jackson State, was a two-time first-team All-Southwestern Athletic Conference (SWAC) pick and helped guide the team to the 1990 SWAC title. Over the past two seasons he has hauled in 51 passes for 794 yards and three touchdowns. Before sitting out the 1989 season with knee and shoulder injuries, Heath had a pair of receptions for 65 yards and played in eight games with the school's basketball team as a sophomore. Heath earned all-state honors in both football and basketball at Canton, MS, High School.

Michael James, a 5-11, 184-pound defensive back from Arkansas, started the past three seasons at cornerback, earning first-team All-Southwest Conference honors in 1991. As a senior James recorded 50 tackles and led the team with five interceptions. He also finished second in the conference with 19 punt returns for 272 yards (14.3 average), including a 75-yarder for a touchdown in a 29-17 win over Houston. In 1990 he was third among defensive backs in tackles with 39 and added a pair of interceptions. James was an all-state selection as a wishbone quarterback at Pine Bluff, AR, High School.





1992 Rookie and First-Year Roster

NAME	POS.	HGT.	WGT.	BIRTHDATE	NFL EXP.	COLLEGE	HOW ACQ.
Beasley, Michael	RB	5-10	203	5/27/69	R	West Virginia	FA-'92
Briggs, Greg	S	6-3	209	10/19/68	R	Texas Southern	D5a-'92
Brown, James	OL	6-6	331	1/3/70	R	Virginia State	D3b-'92
Burch, Swift	DL	6-4	272	5/8/69	R	Temple	FA-'92
Butts, Anthony	DT	6-4	300	8/12/66	1	Mississippi State	FA-'92
Crum, Maurice	LB	6-0	220	4/19/69	1	Miami, Fla.	FA-'92
Daniel, Tim	WR	5-11	184	9/14/69	R	Florida A&M	D11-'92
Elliott, Lin	K	6-0	180	11/11/68	R	Texas Tech	FA-'92
Evans, Melvin	G	6-2	316	1/29/69	R	Texas Southern	FA-'92
Evans, Patt	TE	6-6	261	3/14/69	R	Minnesota	FA-'92
Foster, Melvin	LB	6-1	243	12/23/66	R	Iowa	FA-'92
Garrett, Jason	QB	6-2	195	3/28/66	1	Princeton	FA-'92
Graham, Lorenzo	FB	5-11	200	3/25/65	1	Livingston	FA-'92
Green, Anthony	WR	5-11	190	6/12/67	1	Western Kentucky	FA-'92
Hall, Chris	S	6-2	184	4/25/70	R	East Carolina	D9b-'92
Harris, Donald	S	6-0	185	11/12/67	R	Texas Tech	D12-'92
Harris, Kevin	DE	6-5	251	10/21/69	1	Texas Southern	D4d-'91
Heath, Harold	TE	6-3	249	7/9/68	R	Jackson State	FA-'92
Hennings, Chad	DE	6-6	272	10/20/65	R	Air Force	D11-'88
Holmes, Clayton	CB	5-10	178	8/23/69	R	Carson-Newman	D3a-'92
James, Michael	S	5-11	184	1/1/69	R	Arkansas	FA-'92
Jones, Robert	LB	6-2	236	9/27/69	R	East Carolina	D1b-'92
Jones, Todd	G	6-3	295	7/3/67	1	Henderson State	FA-'92
Kirtman, Nate	S	6-1	186	6/6/71	R	Pomona-Pitzer	D9a-'92
Mistead, Rod	G	6-2	293	11/10/69	R	Delaware State	D5b-'92
Myslinski, Tom	G	6-2	291	12/7/68	R	Tennessee	D4-'92
Richards, Curvin	RB	5-9	195	12/26/68	1	Pittsburgh	D4a-'91
Smith, Jimmy	WR	6-1	200	2/9/69	R	Jackson State	D-2a-'92
Smith, Kevin	CB	5-11	173	4/7/70	R	Texas A&M	D1a-'92
Terry, John	OL	6-4	292	8/30/68	R	Livingstone College	D10-'92
Wacasey, Fallon	TE	6-7	241	2/8/69	R	Tulsa	D6-'92
Woodson, Darren	S	6-1	216	4/25/69	R	Arizona State	D2b-'92

Dallas Cowboys 1992 Veterans Roster

NO.	NAME	POS.	HGT.	WGT.	BIRTHDATE	NFL EXP.	COLLEGE	HOW ACQ.
34	Agee, Tommie	FB	6-0	225	2/22/64	5	Auburn	FA(KC)-'90#
8	Aikman, Troy	QB	6-4	222	11/21/66	4	UCLA	D1-'89
36	Albritton, Vince	S	6-2	216	7/23/62	9	Washington	FA-'84
86	Alphin, Gerald	WR	6-3	220	5/21/64	3	Kansas State	FA-'92
40	Bates, Bill	S	6-1	205	6/6/61	10	Tennessee	FA-'83
7	Beuerlein, Steve	QB	6-2	209	3/7/65	5	Notre Dame	T(Raid)-'91
46	Blake, Ricky	RB	6-2	244	7/15/67	2	Alabama A&M	FA-'91
32	Brooks, Michael	S	6-0	189	3/12/67	2	N.C. State	FA-'90
24	Brown, Larry	CB	5-11	182	11/30/69	2	TCU	D12-'91
75	Casillas, Tony	DT	6-3	277	10/26/63	7	Oklahoma	T(Atl)-'91
59	Clark, Bernard	LB	6-2	248	1/12/67	3	Miami	FA(Cin)-'92#
93	Cooper, Reggie	LB	6-2	215	7/11/68	2	Nebraska	FA-'91
68	Cornish, Frank	G/C	6-4	295	9/24/67	3	UCLA	FA(SD)-'92#
5	Daluiso, Brad	K	6-2	207	12/31/67	2	UCLA	FA(Buf)-'92#
58	Edwards, Dixon	LB	6-1	224	3/25/68	2	Michigan State	D2-'91
29	Gant, Kenneth	CB	5-11	188	4/18/67	3	Albany St.	D9-'90
63	Gesek, John	G	6-5	279	2/18/63	6	Cal St-Sacramento	T(Raid)-'91
66	Gogan, Kevin	G	6-7	317	11/2/64	6	Washington	D8-'87
80	Harper, Alvin	WR	6-3	203	7/6/67	2	Tennessee	D1b-'91
70	Hellestrae, Dale	G/C	6-5	285	7/11/62	6	SMU	T(Raid)-'90
90	Hill, Tony	DE	6-6	242	10/23/68	2	Tenn.-Chattanooga	D4c-'91
30	Holt, Issiac	CB	6-2	201	10/4/62	8	Alcorn State	T(Min)-'89
20	Horton, Ray	S	5-11	190	4/12/60	10	Washington	FA(Cin)-'89#
88	Irvine, Michael	WR	6-2	199	3/5/66	5	Miami	D1-'88
77	Jeffcoat, Jim	DE	6-5	274	4/1/61	10	Arizona State	D1-'83
48	Johnston, Daryl	FB	6-2	236	2/10/66	4	Syracuse	D2-'89
97	Jones, Jimmie	DL	6-4	276	1/9/66	3	Miami	D3-'90
35	Jordan, Tony	RB	6-2	220	5/5/65	3	Kansas State	FA-'92
9	Kupp, Craig	QB	6-4	215	4/14/67	2	Pacific Lutheran	W-'91(Pho)
78	Lett, Leon	DL	6-6	287	10/12/68	2	Emporia State	D7-'91
21	Lewis, Garry	CB	5-11	185	8/25/67	3	Alcorn State	T(Raid)-'92
85	Lomack, Tony	WR	5-8	180	4/27/68	2	Florida	FA-'92
83	Martin, Kelvin	WR	5-9	162	5/14/65	6	Boston College	D4-'87
67	Maryland, Russell	DT	6-1	277	3/22/69	2	Miami	D1a-'91
25	Mitchell, Brian	CB	5-9	164	12/13/68	2	Brigham Young	FA(Alt)-'92#
98	Myles, Godfrey	LB	6-1	241	9/22/68	2	Florida	D3a-'91
61	Newton, Nate	T	6-3	332	12/20/61	7	Florida A&M	FA-'86
73	Noonan, Danny	DT	6-4	275	7/14/65	6	Nebraska	D1-'87
51	Norton, Ken	LB	6-2	238	9/29/66	5	UCLA	D2-'88
84	Novacek, Jay	TE	6-4	231	10/24/62	8	Wyoming	FA(Pho)-'90#
52	Pruitt, Mickey	LB	6-1	218	1/10/65	5	Colorado	W-'91(Chi)
87	Roberts, Alfredo	TE	6-3	252	3/1/65	5	Miami	FA(KC)-'91#
4	Saxon, Mike	P	6-3	202	7/10/62	8	San Diego St.	FA-'85
82	Shepard, Derrick	WR	5-10	183	1/22/64	5	Oklahoma	FA-'91
22	Smith, Emmitt	RB	5-9	203	5/15/69	3	Florida	D1-'90
57	Smith, Vinson	LB	6-2	231	7/3/65	4	East Carolina	FA(Pit)-'90#
53	Stepnoski, Mark	C	6-2	269	1/20/67	4	Pittsburgh	D3a-'89
92	Tolbert, Tony	DE	6-6	265	12/29/67	4	Texas-El Paso	D4-'89
71	Tuinei, Mark	T	6-5	299	3/31/60	10	Hawaii	FA-'83
76	Veingrad, Alan	G/T	6-5	280	7/24/63	6	East Texas St.	FA(GB)-'91#
37	Washington, James	S	6-1	197	1/10/65	5	UCLA	FA(Rams)-'90#
28	Weatherspoon, Chuck	RB	5-7	229	7/31/68	2	Houston	FA-'92
79	Williams, Erik	T	6-6	319	9/7/68	2	Central State, OH	D3c-'91
23	Williams, Robert	CB	5-10	190	10/2/62	6	Baylor	FA-'87
81	Wright, Alexander	WR	6-0	190	7/19/67	3	Auburn	D2-'90

Cowboys All-Time Roster

ASSISTANT COACHES

Alexander, Hubbard, 1989-91
 Allen, Ermal, 1962-83
 Armstrong, Neill, 1982-89
 Avezzano, Joe, 1990-91
 Berry, Raymond, 1968
 Brodsky, Joe, 1989-91
 Campo, Dave, 1989-91
 Dahms, Tom, 1960-62
 Davis, Butch, 1989-91
 Dimancheff, Babe, 1960-62
 Ditka, Mike, 1973-81
 Ecklund, Brad, 1960-63
 Erkenbeck, Jim, 1987-88
 Ford, Robert, 1991
 Franklin, Bobby, 1968-72
 Gillman, Sid, 1982
 Hackett, Paul, 1966-88
 Hickey, Red, 1964
 Hoffman, Steve, 1989-91
 Hughes, Ed, 1973-76
 Lavan, Al, 1980-88
 Lowry, Alan, 1982-90
 Mackovic, John, 1981-82
 Meeks, Ron, 1991
 Myers, Jim, 1962-86
 Nolan, Dick, 1962-67, 1982-90
 Reeves, Dan, 1970-80
 Renfro, Ray, 1968-72
 Rhone, Jerry, 1989
 Roy, Alvin, 1973-75
 Shofner, Jim, 1983-85
 Shula, Dave, 1989-90
 Solari, Mike, 1987-88
 Stallings, Gene, 1972-85
 Stautner, Ernie, 1966-88
 Tubbs, Jerry, 1966-88
 Turner, Norv, 1991
 Wannstedt, Dave, 1989-91
 Ward, Bob, 1976-89
 Wise, Tony, 1989-91
 Woicik, Mike, 1990-91

PLAYERS

No.

21 Adams, David, RB, Arizona, 1987
 26 Adderley, Herb, CB, Michigan State, 1970-72
 23 Adkins, Margene, WR, Henderson J.C., 1970-71
 34 Agee, Tommie, FB, Auburn, 1990-91
 8 Aikman, Troy, QB, UCLA, 1989-91
 36 Albritton, Vince, S/LB, Washington, 1984-91
 87 Alexander, Ray, WR, Florida A&M, 1988-89
 31 Allen, Gary, RB, Hawaii, 1983-84
 19 Alworth, Lance, WR, Arkansas, 1971-72
 66 Andrie, George, DE, Marquette, 1962-72
 81 Ankrom, Scott, WR, Texas Christian, 1989
 10/35 Armstrong, Jimmy, DB, Appalachian State, 1987
 64 Arneson, Jim, C/G, Arizona, 1973-74
 78 Asher, Bob, T, Vanderbilt, 1970
 76 Aughtman, Dowe, OL, Auburn, 1984
 89 Awalt, Rob, TE, San Diego St., 1990-91
 3 Babb, Gene, LB/RB, Austin College, 1960-61
 53 Babinetz, John, LB, Villanova, 1972-73
 66 Baker, Jesse, DE, Jacksonville State, 1986
 32 Baker, Sam, P/K, Oregon State, 1962-63
 62 Baldinger, Brian, OL, Duke, 1982-84, 1986-87

87 Banks, Gordon, WR, Stanford, 1985-87
 80 Barksdale, Rod, WR, Arizona, 1987
 31 Barnes, Benny, DB, Stanford, 1972-82
 80 Barnes, Gary, WR, Clemson, 1963
 56 Barnes, Rodrigo, LB, Rice, 1973-74
 81 Bateman, Marv, P, Utah, 1972-74
 40 Bates, Bill, S, Tennessee, 1983-91
 46 Baynham, Craig, RB, Georgia Tech, 1967-69
 11 Belden, Bob, QB, Notre Dame, 1969-70
 20 Bercich, Bob, S, Michigan State, 1960-61
 76 Bethea, Larry, DL, Michigan State, 1978-83
 7 Beuerlein, Steve, QB, Notre Dame, 1991
 36 Bielski, Dick, TE, Maryland, 1960-61
 44 Bishop, Don, CB, CCLA, 1960-65
 24 Blackwell, Alois, RB, Houston, 1978-79
 46 Blake, Ricky, RB, Alabama A&M, 1991
 28 Blount, Alvin, RB, Maryland, 1987
 68 Boeke, Jim, T, Heidelberg, 1964-67
 87 Borden, Nate, DE, Indiana, 1960-61
 84 Borresen, Rich, TE, Northwestern, 1987
 51 Braatz, Tom, LB, Marquette, 1960
 77 Bradfute, Byron, T, Southern Mississippi, 1960-61
 1 Brady, Kerry, K, Hawaii, 1987
 53 Breunig, Bob, LB, Arizona State, 1975-84
 63 Brinkley, Lester, DL, Mississippi, 1990
 36 Brinson, Larry, RB, Florida, 1977-79
 77 Brock, Clyde, DT, Utah State, 1962-63
 99 Brooks, Kevin, DT, Michigan, 1985-88
 44 Brooks, Michael, S, No. Carolina St., 1990
 62 Brotzki, Bob, T, Syracuse, 1988
 79 Broughton, Willie, DT, Miami, Fla., 1989-90
 33 Brown, Eric, DB, Savannah State, 1989
 59 Brown, Guy, LB, Houston, 1977-82
 24 Brown, Larry, CB, TCU, 1991
 31 Brown, Otto, DB, Prairie View, 1969
 59 Brownlow, Darrick, LB, Illinois, 1991
 22 Bullocks, Amos, RB, Southern Illinois, 1962-64
 15/89/82 Burbage, Cornell, WR, Kentucky, 1987-89
 60 Burkett, Jackie, LB, Auburn, 1968-69
 73 Burnette, Dave, T, Central Arkansas, 1987
 57 Burton, Ron, LB, North Carolina, 1987-89
 22 Butler, Bill, S, Chattanooga, 1960
 60 Caffey, Lee Roy, LB, Texas A&M, 1971
 52 Cannon, Billy, LB, Texas A&M, 1984
 59 Capone, Warren, LB, Louisiana State, 1975
 18 Carano, Glenn, QB, Nevada-Las Vegas, 1977-83
 17 Carmichael, Harold, WR, Southern, 1984
 10 Carrell, Duane, P, Florida State, 1974
 75 Carter, Jon, DT, Pittsburgh, 1989
 75 Casillas, Tony, DT, Oklahoma, 1991
 79 Cesario, Sal, G, Cal. Poly SLO, 1987
 85/89 Chandler, Thornton, TE, Alabama, 1986-89
 72 Cheek, Louis, OL, Texas A&M, 1990
 77 Cisowski, Steve, T, Santa Clara, 1987
 42 Clack, Darryl, RB, Arizona State, 1986-89
 83/17 Clark, Mike, K, Texas A&M, 1968-71, 1973
 73 Clark, Monte, T, Southern California, 1962
 37 Clark, Phil, DB, Northwestern, 1967-69
 82 Clarke, Frank, TE/WR, Colorado, 1960-67
 47 Clinkscale, Dexter, S, South Carolina State, 1980, 1982-85
 59 Cobb, Garry, LB, Southern California, 1988-89
 63 Cole, Larry, DL, Hawaii, 1968-80
 41 Coleman, Anthony, DB, Baylor, 1987
 86 Coleman, Ralph, LB, No. Carolina A&T, 1972
 10 Collier, Reggie, QB, Southern Mississippi, 1986
 77 Colvin, Jim, DT, Houston, 1964-66
 31 Cone, Fred, K, Clemson, 1960

- 90 Crockett, Willis, LB, Georgia Tech, 1990
- 85 Cronin, Gene, LB, Pacific, 1960
- 62 Cvercko, Andy, G, Northwestern, 1961-62
- 47/21 Daniels, Dick, S, Pacific, Ore., 1966-68
- 89 Davis, Donnie, WR, Southern, 1962
- 57 Davis, Mike, C, Oklahoma, 1975
- 88 Davis, Sonny, LB, Baylor, 1961
- 55 Del Rio, Jack, LB, Southern California, 1989-90
- 55 DeOssie, Steve, LB, Boston College, 1984-88
- 21 Dennison, Doug, RB, Kutztown State, 1974-78
- 83 Deters, Harold, K, No. Carolina State, 1967
- 26 Dial, Buddy, WR, Rice, 1964-66
- 51 Dickerson, Anthony, LB, Southern Methodist, 1980-84
- 71 Dickson, Paul, T, Baylor, 1960
- 76 Diehl, John, DT, Virginia, 1965
- 89 Ditka, Mike, TE, Pittsburgh, 1969-72
- 86/21 Dixon, James, WR/RB, Houston, 1989-90
- 34 Doelling, Fred, S, Pennsylvania, 1960
- 83 Donley, Doug, WR, Ohio State, 1981-84
- 62 Donohue, Leon, G, Cal. State San Jose, 1965-67
- 67 Donovan, Pat, T, Stanford, 1975-83
- 83 Doran, Jim, WR, Iowa State, 1960-61
- 33 Dorsett, Tony, RB, Pittsburgh, 1977-87
- 34 Douglas, Merrill, RB, Utah, 1961
- 30 Dowdle, Mike, RB/LB, Texas, 1960-62
- 26 Downs, Michael, S, Rice, 1981-88
- 86 Duckett, Kenny, WR, Wake Forest, 1985
- 89 Dugan, Fred, WR, Dayton, 1960
- 52 Duliban, Chris, LB, Texas, 1987
- 71 Dunn, Perry Lee, RB, Mississippi, 1964-65
- 45 Dupre, L.G., RB, Taylor, 1960-61
- 89 DuPree, Billy Joe, TE, Michigan State, 1973-83
- 78 Dutton, John, DL, Nebraska, 1979-86
- 71 Dwyer, Mike, DT, Massachusetts, 1987
- 42 Easmon, Ricky, DB, Florida, 1985
- 79/77 East, Ron, DT, Montana State, 1967-70
- 52 Edwards, Dave, LB, Auburn, 1963-75
- 81/87 Edwards, Kelvin, WR, Liberty, 1987-88
- 53 Eidson, Jim, G/C, Mississippi State, 1976
- 53 Elam, Onzy, LB, Tennessee State, 1989
- 63 Falls, Mike, G, Minnesota, 1960-61
- 27 Fellows, Ron, CB, Missouri, 1981-86
- 73 Fisher, Ray, T, Eastern Illinois, 1960
- 62 Fitzgerald, John, C, Boston College, 1971-80
- 55 Flaherty, Harry, LB, Holy Cross, 1987
- 45 Flowers, Richmond, S, Tennessee, 1969-71
- 80/83 Folkins, Lee, TE, Washington, 1962-64
- 85 Folsom, Steve, TE, Utah, 1987-90
- 80 Ford, Bernard, WR, Central Florida, 1989
- 46 Fowler, Todd, FB, Stephen F. Austin, 1985-88
- 38 Francis, Ron, CB, Baylor, 1987-90
- 32 Franckhauser, Tom, CB, Purdue, 1960-61
- 76 Frank, Bill, T, Colorado, 1964
- 71 Frederick, Andy, T, New Mexico, 1977-81
- 15 Fritsch, Toni, K, Vienna, Austria, 1971-73, 1975
- 79 Frost, Ken, DT, Kentucky, 1961-62
- 75 Fry, Bob, T, Kentucky, 1960-64
- 84 Fugett, Jean, TE, Amherst, 1972-75
- 27 Gaechter, Mike, S, Oregon, 1962-69
- 29 Gant, Kenneth, CB, Albany St., 1990
- 32 Garrison, Walt, RB, Oklahoma State, 1966-74
- 80 Gay, Everett, WR, Texas, 1988
- 35 Gent, Pete, WR/TE, Michigan State, 1964-68
- 67/63 Gesek, John, G, Cal. St.-Sacramento, 1990
- 11 Gibbs, Sonny, QB, Texas Christian, 1963
- 66 Gogan, Kevin, T, Washington, 1987-90
- 76 Gonzaga, John, DE, 1960
- 83 Gonzalez, Leon, WR, Bethune, Cookman, 1985
- 44 Gowdy, Cornell, DB, Morgan State, 1986
- 71 Granger, Charlie, T, Southern, 1961
- 28 Granger, Norm, RB, Iowa, 1984
- 29/48 Green, Alex, CB, Indiana, 1987
- 61 Green, Allen, P/K, Mississippi, 1961
- 34 Green, Cornell, DB, Utah State, 1962-74
- 79 Gregg, Forrest, G/T, Southern Methodist, 1971
- 77 Gregory, Bill, DL, Wisconsin, 1971-77
- 21 Gregory, Glynn, WR/DB, Southern Methodist, 1961-62
- 64 Grottkau, Bob, G, Oregon, 1961
- 60 Guy, Buzz, G, Duke, 1960
- 64 Hagen, Halvor, C/G, Weber State, 1969-70
- 60 Hamel, Dean, DT, Tulsa, 1989-90
- 52 Hansen, Wayne, LB, Texas Wesleyan, 1960
- 50 Harper, Dave, LB, Humboldt St., 1990
- 43 Harris, Cliff, S, Ouachita, 1970-79
- 86 Harris, Duriel, WR, New Mexico State, 1984
- 40 Harris, Jim, S, Oklahoma, 1961
- 80 Harris, Rod, WR, Texas A&M, 1990
- 22 Hayes, Bob, WR, Florida A&M, 1965-74
- 33 Hayes, Wendell, RB, Humboldt State, 1963
- 27 Haynes, Tommy, S, Southern California, 1987
- 56 Hays, Harold, LB, Southern Mississippi, 1963-67
- 62/78 Healy, Don, DT, Maryland, 1960-61
- 58 Hegman, Mike, LB, Tennessee State, 1976-88
- 11 Heinrich, Don, QB, Washington, 1960
- 62/70 Hellestrae, Dale, OL, SMU, 1990
- 56 Henderson, Thomas, LB, Langston, 1975-79
- 58/50 Hendrickson, Steve, LB, California, 1989
- 45 Hendrix, Manny, CB, Utah, 1986-90
- 85 Hendrix, Tim, TE, Tennessee, 1987
- 72 Herchman, Bill, DT, Texas Tech, 1960-61
- 1 Herrerra, Eren, K, UCLA, 1974, 1976-77
- 21 Higgs, Mark, RB, Kentucky, 1988
- 32 Highsmith, Alonzo, FB, Miami, Fla., 1990
- 31 Hill, Bill, CB, Rutgers, 1987
- 35 Hill, Calvin, RB, Yale, 1969-74
- 25 Hill, Rod, CB, Kentucky State, 1982-83
- 80 Hill, Tony, WR, Stanford, 1977-86
- 14 Hogeboom, Gary, QB, Central Michigan, 1980-85
- 23 Holloway, Johnny, CB, Kansas, 1986
- 30 Holt, Issiac, CB, Alcorn State, 1989-90
- 24 Homan, Dennis, WR, Alabama, 1968-70
- 9 Hoopes, Mitch, P, Arizona, 1975
- 20 Horton, Ray, S, Washington, 1989
- 67 Houser, John, C/G, Redlands, 1960-61
- 86 Houston, Bill, WR, Jackson State, 1974
- 21 Howard, Carl, CB, Rutgers, 1984
- 99 Howard, David, LB, Cal. St. Long Beach, 1989-90
- 81 Howard, Percy, WR, Austin Peay, 1975
- 87 Howard, Ron, TE, Seattle, 1974-75
- 54 Howley, Chuck, LB, West Virginia, 1961-73
- 81 Howton, Bill, WR, Rice, 1960-63
- 51 Hoyem, Lynn, C/G, Cal. St. Long Beach, 1962-63
- 42 Hughes, Randy, S, Oklahoma, 1975-80
- 11 Humphrey, Buddy, QB, Baylor, 1961
- 79 Hunt, John, G/T, Florida, 1984
- 34 Hunter, Monty, S, Salem, 1982
- 52/58 Hurd, Jeff, LB, Kansas State, 1987
- 40 Hurt, Eric, CB, Cal. State San Jose, 1980
- 66 Husmann, Ed, DT, Nebraska, 1960
- 59 Hutcherson, Ken, LB, Livingston State, 1974
- 57/55 Huther, Bruce, LB, New Hampshire, 1977-80, 1983
- 88 Irvin, Michael, WR, Miami, Fla., 1988-90
- 60 Isbell, Joe Bob, G, Houston, 1962-65

- 32 Jackson, Tim, S. Nebraska, 1989
 53 Jax, Garth, LB, Florida State, 1986-88
 77 Jeffcoat, Jim, DE, Arizona State, 1983-90
 84 Jennings, Keith, TE, Clemson, 1989
 37 Jensen, Jim, RB, Iowa, 1976
 86 Johnson, Butch, WR, Calif.-Riverside, 1976-83
 23 Johnson, Mike, CB, Kansas, 1966-69
 64 Johnson, Mitch, G, UCLA, 1965
 29 Johnson, Undra, RB, West Virginia, 1989
 91 Johnson, Walter, DT, Pittsburgh, 1987
 48 Johnston, Daryl, FB, Syracuse, 1989-90
 51 Jones, Dale, LB, Tennessee, 1987
 39 Jones, E.J., RB, Kansas, 1987
 72 Jones, Ed, DE, Tennessee State, 1974-78, 1980-89
 23 Jones, James, RB, Mississippi State, 1980-82, 1984-85
 97 Jones, Jimmie, DL, Miami, Fla., 1990
 55 Jordan, Lee Roy, LB, Alabama, 1963-76
 57 Keller, Mike, LB, Michigan, 1972
 68 Ker, Crawford, G, Florida, 1985-90
 60 Killian, Gene, G, Tennessee, 1974
 60 Kiner, Steve, LB, Tennessee, 1970
 57 King, Angelo, LB, South Carolina State, 1981-83
 73 Kitson, Syd, G, Wake Forest, 1984
 79 Klein, Dick, T, Iowa, 1960
 35 Kowalczyk, Walt, RB, Michigan State, 1960
 67 Kupp, Jake, G, Washington, 1964-65
 25 Kyle, Aaron, CB, Wyoming, 1976-79
 35 Laidlaw, Scott, RB, Stanford, 1975-79
 15 Laufenberg, Babe, QB, Indiana, 1989-90
 29 Lavette, Robert, RB, Georgia Tech, 1985-87
 66 Lawless, Burton, G, Florida, 1975-79
 14 LeBaron, Eddie, QB, Pacific, 1960-63
 50 Lewis, D. D., LB, Mississippi State, 1968, 1970-81
 23 Lewis, Woodley, WR, Oregon, 1960
 64/67 Lilja, George, C, Michigan, 1987
 74 Lilly, Bob, DL, Texas Christian, 1961-74
 97 Lilly, Kevin, DT, Tulsa, 1989
 72/64 Liscio, Tony, T, Tulsa, 1963-64, 1966-71
 20 Livingston, Bruce, DB, Arkansas Tech, 1987
 41 Livingston, Warren, CB, Arizona, 1961-66
 35 Lockett, J. W., RB, Central Oklahoma, 1961-62
 56 Lockhart, Eugene, LB, Houston, 1984-90
 26 Logan, Obert, S, Trinity, Tex., 1965-66
 56 Long, Bob, LB, UCLA, 1962
 19 Longley, Clint, QB, Abilene Christian, 1974-75
 18 Lotheridge, Billy, P/QB, Georgia Tech, 1964
 47 Maegle, Dick, S, Rice, 1961
 51 Manders, Dave, C, Michigan State, 1964-66, 1968-74
 27 Manning, Wade, CB, Ohio State, 1979
 31 Marsh, Amos, RB, Oregon State, 1961-64
 79 Martin, Harvey, DE, East Texas State, 1973-83
 83 Martin, Kelvin, WR, Boston College, 1987-90
 25 Mathews, Ray, WR, Clemson, 1960
 70 McCreary, Bob, T, Wake Forest, 1961
 80 McDaniels, David, WR, Mississippi Valley, 1968
 14 McDonald, Paul, QB, Southern California, 1986-87
 25 McDonald, Tommy, WR, Oklahoma, 1964
 42 McIlhenny, Don, RB, Southern Methodist, 1960-61
 85 McKinnon, Dennis, WR, Florida St., 1990
 52 McLean, Scott, LB, Florida State, 1983
 35 McSwain, Chuck, RB, Clemson, 1983-84
 70 Memmelaar, Dale, G, Wyoming, 1962-63
 17 Meredith, Don, QB, Southern Methodist, 1960-68
 75 Meyers, John, DT, Washington, 1962-63
 3 Miller, Jim, P, Mississippi, 1983-84
 34 Mitchell, Aaron, CB, Nevada-Las Vegas, 1979-80
 23 Montgomery, Mike, RB/WR, Kansas State, 1972-73
 24 Mooty, Jim, CB, Arkansas, 1960
 37 Morgan, Dennis, RB, Western Illinois, 1974
 14 Morton, Craig, QB, California, 1965-74
 80 Murchison, Ola Lee, WR, Pacific, 1961
 73 Neely, Ralph, G/T, Oklahoma, 1965-77
 44 Newhouse, Robert, FB, Houston, 1972-83
 30 Newsome, Timmy, RB, Winston-Salem, 1980-88
 67/61 Newton, Nate, OL, Florida A&M, 1986-90
 76 Niland, John, G, Iowa, 1966-74
 25 Nolan, Dick, S, Maryland, 1962
 73 Noonan, Danny, DL, Nebraska, 1987-90
 84 Norman, Petter, TE, J. C. Smith, 1962-70
 25 Norton, Jerry, S, Southern Methodist, 1962
 51 Norton, Ken, LB, UCLA, 1988-90
 84 Novacek, Jay, TE, Wyoming, 1990
 76 Nutting, Ed, T, Georgia Tech, 1963
 61 Nye, Blaine, G, Stanford, 1968-76
 62 Oswald, Paul, G, Kansas, 1988
 76 Otto, Bob, DL, Idaho State, 1986
 20 Overton, Jerry, S, Utah, 1963
 31 Owens, Billy, DB, Pittsburgh, 1988
 26 Palmer, Paul, RB, Temple, 1989
 21 Parks, Billy, WR, Cal. St. Long Beach, 1972
 56 Patera, Jack, LB, Oregon, 1960-61
 88 Pearson, Drew, WR, Tulsa, 1973-83
 26 Pearson, Preston, RB, Illinois, 1975-80
 16 Pelluer, Steve, QB, Washington, 1984-88
 59 Penn, Jesse, LB, Virginia Tech, 1985-87
 22 Peoples, George, RB, Auburn, 1982
 33 Percival, Mac, K, Texas Tech, 1967
 43 Perkins, Don, RB, New Mexico, 1961-68
 92 Perkins, Ray, DE, Virginia, 1987
 39 Perryman, Robert, FB, Michigan, 1990
 65 Petersen, Kurt, G, Missouri, 1980-85
 58 Peterson, Calvin, LB, UCLA, 1974-75
 81 Phillips, Kirk, WR, Tulsa, 1984
 33 Pinder, Cyril, RB, Illinois, 1973
 73 Ploeger, Kurt, DL, Gustavus Adolphus, 1986
 62 Poimboeuf, Lance, K, Southwest Louisiana, 1963
 97 Ponder, David, DT, Florida State, 1985
 86 Porterfield, Garry, DE, Tulsa, 1965
 81 Powe, Karl, WR, Alabama State, 1985-86
 75 Pozderac, Phil, T, Notre Dame, 1982-87
 75 Pugh, Jethro, DT, Elizabeth City, 1965-78
 61 Putnam, Duane, G, Pacific, 1960
 64 Rafferty, Tom, G/C, Penn State, 1976-89
 80 Randall, Tom, G, Iowa State, 1978
 88 Randle, Sonny, WR, Virginia, 1968
 82 Reece, Beasley, CB/WR, North Texas, 1976
 68 Reese, Guy, DT, Southern Methodist, 1962-63
 30 Reeves, Dan, RB/QB, South Carolina, 1965-72
 20 Renfro, Mel, DB/RB, Oregon, 1964-77
 82 Renfro, Mike, WR, Texas Christian, 1984-87
 19 Rentzel, Lance, WR, Oklahoma, 1967-70
 13 Rhome, Jerry, QB, Tulsa, 1965-68
 83 Richards, Golden, WR, Hawaii, 1973-78
 70 Richards, Howard, G/T, Missouri, 1981-86
 31 Richardson, Gloster, WR, Jackson State, 1971
 88 Ridgway, Colin, P/K, Lamar Tech, 1965
 42 Ridlon, Jim, S, Syracuse, 1963-64
 12 Roach, John, QB, Southern Methodist, 1964
 45 Robinson, Larry, RB, Tennessee, 1973
 56 Roe, Bill, LB, Colorado, 1980
 50 Rohrer, Jeff, LB, Yale, 1982-87
 88 Rucker, Reggie, WR, Boston University, 1970-71
 9 Ruzek, Roger, K, Weber State, 1987-89

- 45 Robinson, Larry, RB, Tennessee, 1973
- 56 Roe, Bill, LB, Colorado, 1980
- 50 Rohrer, Jeff, LB, Yale, 1982-87
- 88 Rucker, Reggie, WR, Boston University, 1970-71
- 9 Ruzek, Roger, K, Weber State, 1987-89
- 87 Sald, Jay, TE, South Carolina, 1976-82
- 89 Salonen, Brian, TE/LB, Montana, 1984-85
- 70 Sandeman, Bill, DT, Pacific, 1966
- 39 Sargent, Broderick, FB, Baylor, 1989
- 8 Sawyer, Buzz, P, Baylor, 1987
- 4 Saxon, Mike, P, San Diego St., 1985-91
- 78 Schaum, Greg, DE, Michigan State, 1976
- 65 Schoenke, Ray, T, Southern Methodist, 1963-64
- 66 Schultz, Chris, T, Arizona, 1983, 1985
- 47 Scott, Chuck, WR, Vanderbilt, 1987
- 68 Scott, Herb, G, Virginia Union, 1975-84
- 35 Scott, Kevin, RB, Stanford, 1989
- 22 Scott, Sean, LB, Maryland, 1988
- 22 Scott, Victor, DB, Colorado, 1984-88
- 10 Secules, Scott, QB, Virginia, 1988
- 8 Sellers, Ron, WR, Florida State, 1972
- 1 Septien, Rafael, K, Southwest Louisiana, 1978-86
- 94/53 Shannon, Randy, LB, Miami, Fla., 1989-90
- 5 Shaw, Robert, C, Tennessee, 1979-81
- 67 Shearin, Joe, C, Texas, 1987
- 87/82 Shepard, Derrick, WR, Oklahoma, 1989-91
- 86 Sherer, Dave, P, Southern Methodist, 1960
- 86 Sherrard, Mike, WR, UCLA, 1986
- 63 Shields, Joe, OL, Portland State, 1987
- 46/25 Shy, Les, RB, Cal. St. Long Beach, 1966-69
- 82 Simmons, Cleo, TE, Jackson State, 1983
- 52 Simmons, Dave, LB, Georgia Tech, 1968
- 53 Simmons, Victor, LB, Central State, Ohio, 1987
- 65 Slaton, Tony, G, Southern Cal., 1990
- 42 Smagala, Stan, DB, Notre Dame, 1990-91
- 60 Smerek, Don, DL, Nevada-Reno, 1981-87
- 75/79 Smith, Daryle, T, Tennessee, 1987-88
- 39 Smith, Donald, S, Liberty, 1991
- 22 Smith, Emmitt, RB, Florida, 1990-91
- 24 Smith, J. D., RB, No. Carolina A&T, 1965-66
- 81 Smith, Jackie, TE, Northwest Louisiana, 1978
- 64 Smith, Jim Ray, G/T, Baylor, 1963-64
- 67 Smith, Sean, DT, Grambling, 1989
- 33 Smith, Timmy, RB, Texas Tech, 1990
- 85 Smith, Tody, DL, Southern California, 1971-72
- 57 Smith, Vinson, LB, East Carolina, 1990-91
- 86 Smith, Waddell, WR, Kansas, 1984
- 18 Snyder, Loren, QB, Northern Colorado, 1987
- 54 Solomon, Jesse, LB, Florida State, 1989-90
- 46 Solomon, Roland, S, Utah, 1980
- 80 Spivey, Sebron, WR, Southern Illinois, 1987
- 55 Spradlin, Danny, LB, Tennessee, 1981-82
- 20 Springs, Ron, RB, Ohio State, 1979-84
- 65 Stalls, Dave, DE, Northern Colorado, 1977-79
- 12 Staubach, Roger, QB, Navy, 1969-79
- 81/82 Steele, Robert, WR, Northern Alabama, 1978
- 79/77 Stephens, Larry, DE, Texas, 1963-67
- 70/53 Stepnoski, Mark, G/C, Pittsburgh, 1989-91
- 28 Stewart, Curtis, RB, Auburn, 1989
- 40 Stiger, Jim, RB, Washington, 1963-65
- 56 Stincic, Tom, LB, Michigan, 1969-71
- 31 Stokes, Sim, WR, Northern Colorado, 1967
- 18 Stoudt, Cliff, QB, Youngstown St., 1990-91
- 82 Stowe, Otto, WR, Iowa State, 1973
- 96 Stubbs, Daniel, DE, Miami, 1990-91
- 40 Strayhorn, Les, RB, East Carolina, 1973-74
- 87 Stynchula, Andy, DE, Penn State, 1968
- 72 Sullivan, Mike, T, Miami, 1991
- 51/57 Swan, Russ, LB, Virginia, 1987
- 19 Sweeney, Kevin, QB, Cal. St. Fresno, 1987-88
- 71/72 Talbert, Don, DE/OT, Texas, 1962, 1965, 1971
- 25 Tautalatasi, Junior, RB, Washington State, 1989
- 27 Thomas, Bill, RB, Boston College, 1972
- 33 Thomas, Duane, RB, West Texas State, 1970-71
- 37 Thomas, Ike, CB, Bishop, 1971
- 67 Thompson, Broderick, G, Kansas, 1985
- 77 Thornton, Bruce, DL, Illinois, 1979-81
- 32 Thurman, Dennis, DB, Southern California, 1978-85
- 59 Timmer, Kirk, LB, Montana State, 1987
- 98 Tippins, Ken, LB, Middle Tennessee St., 1989
- 63 Titorsor, Glen, G, Brigham Young, 1981-86, 1988
- 62/92 Tolbert, Tony, DL, Texas-El Paso, 1989-91
- 67 Toomay, Pat, DE, Vanderbilt, 1970-74
- 71 Townes, Willie, DE, Tulsa, 1966-68
- 87 Truax, Billy, TE, Louisiana State, 1971-73
- 50 Tubbs, Jerry, LB, Oklahoma, 1960-67
- 71 Tuinei, Mark, OT/DL, Hawaii, 1983-91
- 57 Turner, Jimmie, LB, Presbyterian, 1984
- 30 Van Raaphorst, Dick, K, Ohio State, 1964
- 76 Veinrad, Alan, OL, E. Texas St., 1991
- 11 Villanueva, Danny, P/K, New Mexico State, 1965-67
- 95 Walen, Mark, DT, UCLA, 1987-88
- 67 Walker, Gary, OL, Boston University, 1987
- 34 Walker, Herschel, RB, Georgia, 1986-89
- 57 Walker, Louie, LB, Colorado State, 1974
- 57 Walker, Malcolm, C, Rice, 1966-69
- 71 Wallace, Rodney, G/T, New Mexico, 1971-73
- 24 Walls, Everson, CB, Grambling, 1981-89
- 3 Walsh, Steve, QB, Miami, Fla., 1989-90
- 59 Walter, Mike, LB, Oregon, 1983
- 78 Walton, Bruce, G, UCLA, 1973-75
- 5 Warren, John, P, Tennessee, 1983-84
- 37 Washington, James, S, UCLA, 1990-91
- 46 Washington, Mark, CB, Morgan State, 1970-78
- 41 Waters, Charlie, DB, Clemson, 1970-78, 1980-81
- 94 Watts, Randy, DE, Catawba, 1987
- 33 Wayt, Russell, LB, Rice, 1965
- 42 Welch, Claxton, RB, Oregon, 1969-71
- 66 Wells, Norm, G, Northwestern, 1980
- 65 Westberry, Gary, C, Hampton, 1987
- 65/70 White, Bob, OL, Rhode Island, 1987-89
- 11 White, Danny, QB/P, Arizona State, 1976-88
- 37 White, Gerald, FB, Michigan, 1987
- 54 White, Randy, DT/LB, Maryland, 1975-88
- 42 Whitfield, A.D., RB, North Texas, 1965
- 53 Whittingham, Fred, LB, Cal. Poly SLO, 1969
- 12/10 Widby, Ron, P, Tennessee, 1968-71
- 78 Widell, Dave, T, Boston College, 1968-89
- 65 Wilbur, John, T, Stanford, 1966-69
- 79 Williams, Erik, T, Central (OH) State, 1991
- 36 Williams, Joe, RB, Wyoming, 1971
- 38 Williams, John, FB, Wisconsin, 1985
- 23 Williams, Robert, CB, Baylor, 1987-91
- 1 Willis, Ken, K, Kentucky, 1990-91
- 98 Willis, Mitch, DT, SMU, 1990
- 81/45 Wilson, Steve, WR/CB, Howard, 1979-81
- 84 Wisener, Gary, WR, Baylor, 1960
- 45 Woolsey, Rolly, DB, Boise State, 1975
- 81 Wright, Alexander, WR, Auburn, 1990-91
- 15 Wright, Brad, QB, New Mexico, 1982
- 41 Wright, Charles, DB, Tulsa, 1988
- 85/70 Wright, Rayfield, TE/T, Fort Valley State, 1967-79
- 73 Wright, Steve, T, Northern Iowa, 1981-82
- 78 Youmans, Maury, DE, Syracuse, 1964-65
- 30 Young, Charles, RB, No. Carolina State, 1974-76
- 6 Zendejas, Luis, K, Arizona State, 1987-89
- 62 Zentic, Mike, C, Oklahoma State, 1987
- 76 Zimmerman, Jeff, G, Florida, 1987-90

COWBOYS ALL-TIME HONOR ROLL

PRO BOWL

- 1960 (1) - Jim Doran, WR (1)
 1961 (2) - Dick Bielski, TE (1)
 1962 (5) - # Don Perkins, RB (1)
 Don Bishop, CB (1)
 Eddie LeBaron, QB (1)
 Bob Lilly, DE (1)
 Don Perkins, RB (2)
 Jerry Tubbs, LB (1)
 1963 (3) - Sam Baker, P (1)
 Lee Folkins, TE (1)
 Don Perkins, RB (3)
 1964 (2) - Bob Lilly, DT (2)
 # Mel Renfro, S (1)
 1965 (6) - George Andrie, DE (1)
 Cornell Green, CB (1)
 # Bob Hayes, WR (1)
 Chuck Howley, LB (1)
 Bob Lilly, DT (3)
 Mel Renfro, S (2)
 1966 (9) - George Andrie, DE (2)
 Cornell Green, CB (2)
 Bob Hayes, WR (2)
 Chuck Howley, LB (2)
 Bob Lilly, DT (4)
 Dave Manders, C (1)
 Don Meredith, QB (1)
 Don Perkins, RB (4)
 Mel Renfro, S (3)
 1967 (10) - George Andrie, DE (3)
 Cornell Green, CB (3)
 Bob Hayes, WR (3)
 Chuck Howley, LB (3)
 Lee Roy Jordan, LB (1)
 Bob Lilly, DT (5)
 Don Meredith, QB (2)
 Ralph Neely, T (1)
 Don Perkins, RB (5)
 Mel Renfro, S (4)
 1968 (8) - George Andrie, DE (4)
 Chuck Howley, LB (4)
 Lee Roy Jordan, LB (2)
 Bob Lilly, DT (6)
 Don Meredith, QB (3)
 John Niland, G (1)
 Don Perkins, RB (6)
 Mel Renfro, CB (5)
 1969 (8) - a George Andrie, DE (5)
 # Calvin Hill, RB (1)
 Chuck Howley, LB (5)
 Lee Roy Jordan, LB (3)
 Bob Lilly, DT (7)
 Ralph Neely, T (2)
 John Niland, G (2)
 Mel Renfro, CB (6)
 1970 (3) - Bob Lilly, DT (8)
 John Niland, G (3)
 b Mel Renfro, CB (7)
 1971 (8) - Cornell Green, S (4)
 Chuck Howley, LB (6)
 Bob Lilly, DT (9)
 John Niland, G (4)
 Mel Renfro, S (8)
 Roger Staubach, QB (1)
 Ron Widby, P (1)
 Rayfield Wright, T (1)
 1972 (7) - Walt Garrison, RB (1)
 Cornell Green, S (5)
 Calvin Hill, RB (2)
 * Bob Lilly, DT (10)

Pro Bowl (cont.)

- 1972 (cont.) John Niland, G (5)
 * Mel Renfro, CB (9)
 Rayfield Wright, T (2)
 1973 (6) - Calvin Hill, RB (3)
 * Lee Roy Jordan, LB (4)
 * Bob Lilly, DT (11)
 John Niland, G (6)
 Mel Renfro, CB (10)
 Rayfield Wright, T (3)
 1974 (6) - Cliff Harris, S (1)
 Calvin Hill, RB (4)
 Lee Roy Jordan, LB (5)
 Blaine Nye, G (1)
 Drew Pearson, WR (1)
 Rayfield Wright, T (4)
 1975 (3) - Cliff Harris, S (2)
 * Roger Staubach, QB (2)
 Rayfield Wright, T (5)
 1976 (8) - Billy Joe DuPree, TE (1)
 Cliff Harris, S (3)
 Harvey Martin, DE (1)
 Blaine Nye, G (2)
 Drew Pearson, WR (2)
 Roger Staubach, QB (3)
 Charlie Waters, S (1)
 Rayfield Wright, T (6)
 1977 (8) - Billy Joe DuPree, TE (2)
 Cliff Harris, S (4)
 Efren Herrera, K (1)
 Harvey Martin, DE (2)
 Drew Pearson, WR (3)
 * Roger Staubach, QB (4)
 Charlie Waters, S (2)
 Randy White, DT (1)
 1978 (9) - Tony Dorsett, RB (1)
 Billy Joe DuPree, TE (3)
 Cliff Harris, S (5)
 Thomas Henderson, LB (1)
 Tony Hill, WR (1)
 * Harvey Martin, DE (3)
 Roger Staubach, QB (5)
 Charlie Waters, S (3)
 * Randy White, DT (2)
 1979 (8) - Bob Bruenig, LB (1)
 Pat Donovan, T (1)
 Cliff Harris, S (6)
 Tony Hill, WR (2)
 Harvey Martin, DE (4)
 Herb Scott, G (1)
 Roger Staubach, QB (6)
 Randy White, DT (3)
 1980 (4) - Bob Bruenig, LB (2)
 Pat Donovan, T (2)
 Herb Scott, G (2)
 Randy White, DT (4)
 1981 (7) - Pat Donovan, T (3)
 Tony Dorsett, RB (2)
 Ed Jones, DE (1)
 Herb Scott, G (3)
 Rafael Septien, K (1)
 # Everson Walls, CB (1)
 Randy White, DT (5)
 1982 (7) - Bob Bruenig, LB (3)
 Pat Donovan, T (4)
 Tony Dorsett, RB (3)
 Ed Jones, DE (2)
 Everson Walls, CB (2)
 Danny White, QB (1)
 Randy White, DT (6)

Cowboys All-Time Honors (Cont.)

Pro Bowl (cont.)

- 1983 (5) - Doug Cosbie, TE (1)
 Tony Dorsett, RB (4)
Ed Jones, DE (3)
Everson Walls, CB (3)
Randy White, DT (7)
 1984 (3) - Bill Bates, ST (1)
 Doug Cosbie, TE (2)
 Randy White, DT (8)
 1985 (4) - Doug Cosbie, TE (3)
 Tony Hill, WR (3)
Everson Walls, CB (4)
Randy White, DT (9)
 1987 (1) - Herschel Walker, RB (1)
 1988 (1) - **Herschel Walker, RB (2)**
 1990 (1) - # Emmitt Smith, RB (1)
 1991 (4) - Troy Aikman, QB (1)
 @ **Michael Irvin, WR (1)**
Jay Novacek, TE (1)
Emmitt Smith, RB (2)

* selected but did not play

BOLD starter

rookie

@ named most valuable player

a named outstanding lineman

b named outstanding back

ALL-PRO

- 1962 (2) - Don Perkins, RB (1,AP,NEA)
 Jerry Tubbs, LB (1,TSN)
 1963 (1) - Chuck Howley, LB (1,TSN)
 1964 (3) - Frank Clarke, TE (1,AP)
 Bob Lilly, DT (1,AP,UPI,NEA)
 Jim Riddle, DB (1,TSN)
 1965 (3) - # Bob Hayes, WR (1,TSN)
 Bob Lilly, DT
 (2,AP,UPI,NEA,TSN)
 Mel Renfro, S (1,NEA,TSN)
 1966 (7) - Cornell Green, CB
 (1,AP,NEA,TSN)
 Bob Hayes, WR
 (2,AP,UPI,NEA,TSN)
 Chuck Howley, LB
 (2,AP,UPI,NEA)
 Lee Roy Jordan, LB (1,TSN)
 Bob Lilly, DT
 (3,AP,UPI,NEA,TSN)
 Ralph Neely, T (1,TSN)
 Dan Reeves, RB (1,TSN)
 1967 (7) - George Andrie, DE (1,TSN)
 Cornell Green, CB
 (2,AP,UPI,NEA,TSN)
 Bob Hayes, WR (3,TSN)
 Chuck Howley, LB (3,AP,TSN)
 Bob Lilly, DT
 (4,AP,UPI,NEA,TSN)
 Ralph Neely, T (2,AP,UPI,TSN)
 Mel Renfro, S (2,TSN)
 1968 (5) - Cornell Green, CB (3,NEA)
 Bob Hayes, WR (4,AP)
 Chuck Howley, LB (4,AP,NEA)
 Bob Lilly, DT (5,AP,UPI,NEA)
 Ralph Neely, T (3,AP,UPI,NEA)
 1969 (7) - Cornell Green, CB (4,UPI)
 # Calvin Hill, RB (1,AP,UPI)
 Chuck Howley, LB
 (5,AP,UPI,NEA)
 Bob Lilly, DT (6,AP,NEA)
 Ralph Neely, T (4,AP,UPI,NEA)
 John Niland, G (1,AP)
 Mel Renfro, S (3,NEA)

All-Pro (cont.)

- 1970 (1) - Chuck Howley, LB (6,AP,PFWA)
 1971 (4) - Bob Lilly, DT (7,AP,PFWA,NEA)
 John Niland, G (2,AP,PFWA)
 Mel Renfro, S (4,NEA)
 Rayfield Wright, T (1,AP,PFWA)
 1972 (3) - John Niland, G (3,AP)
 Blaine Nye, CB (1,NEA)
 Rayfield Wright, T
 (2,AP,UPI,PFWA,NEA)
 1973 (4) - Calvin Hill, RB (2,PFWA)
 Lee Roy Jordan, LB
 (2,NEA,PFWA)
 Mel Renfro, CB (5,NEA,PFWA)
 Rayfield Wright, T (3,AP,PFWA)
 Drew Pearson, WR (1,AP,PFWA)
 1974 (1) - Cliff Harris, S (1,NEA)
 1975 (2) - Rayfield Wright, T (4,NEA)
 Cliff Harris, S (3,AP,PFWA,NEA)
 1976 (2) - Drew Pearson, WR (2,AP,PFWA)
 Cliff Harris, S (3,AP,PFWA,NEA)
 1977 (5) - Etren Herrera, K
 (1,AP,PFWA,NEA)
 Harvey Martin, DE
 (1,AP,PFWA,NEA)
 Drew Pearson, WR
 (3,AP,PFWA,NEA)
 Charlie Waters, S (1,PFWA)
 1978 (3) - Cliff Harris, S (4,AP,PFWA)
 Charlie Waters, S (2,PFWA,NEA)
 Randy White, DT
 (1,AP,PFWA,NEA)
 1979 (1) - Randy White, DT
 (2,AP,PFWA,NEA)
 1980 (2) - Herb Scott, G (1,AP,NEA)
 Randy White, DT (3,PFWA,NEA)
 1981 (5) - Tony Dorsett, RB
 (1,AP,PFWA,NEA)
 Ed Jones, DE (1,NEA)
 Herb Scott, G (2,AP)
 Rafael Septien, K (1,AP,PFWA)
 Randy White, DT
 (4,AP,PFWA,NEA)
 1982 (3) - Ed Jones, DE (2,AP)
 Everson Walls, CB (1,PFWA)
 Randy White, DT
 (5,AP,PFWA,NEA)
 1983 (2) - Everson Walls, CB (2,AP)
 Randy White, DT (6,AP,PFWA)
 1984 (2) - Michael Downs, S (PFWA)
 Randy White, DT
 (7,AP,PFWA,NEA)
 1985 (2) - Everson Walls, CB (3,PFWA)
 Randy White, DT (8,AP,NEA)
 1989 (1) - Eugene Lockhart, LB (1,TSN)
 1991 (1) - Michael Irvin, WR
 (1,AP,PFWA,NEA,TSN)

rookie

ALL-NFC

- 1970 (3) - Chuck Howley, LB (AP,UPI)
 John Niland, G (UPI)
 Mel Renfro, CB (AP)
 1972 (3) - Bob Lilly, DT (AP,UPI)
 John Niland, G (AP,UPI)
 Rayfield Wright, T (AP,UPI)
 1973 (5) - Calvin Hill, RB (AP,UPI)
 Lee Roy Jordan, LB (AP,UPI)
 John Niland, G (AP,UPI)
 Mel Renfro, CB (AP,UPI)
 Rayfield Wright, T (AP,UPI)

Cowboys All-Time Honors (Cont.)

All-NFC (cont.)

- 1974 (3) - Cliff Harris, S (AP,UPI)
Drew Pearson, WR (AP,UPI)
Rayfield Wright, T (AP,UPI)
- 1976 (5) - Billy Joe DuPree, TE (AP,UPI)
Cliff Harris, S (AP,UPI)
Blaine Nye, G (AP)
Drew Pearson, WR (AP,UPI)
Roger Staubach, QB (AP)
- 1977 (5) - Cliff Harris, S (UPI)
Efren Herrera, K (UPI)
Harvey Martin, DE (UPI)
Drew Pearson, WR (UPI)
Roger Staubach, QB (UPI)
- 1978 (6) - Tony Dorsett, RB (UPI)
Billy Joe DuPree, TE (UPI)
Cliff Harris, S (UPI)
Herb Scott, G (UPI)
Charlie Waters, S (UPI)
Randy White, DT (UPI)
- 1979 (6) - Bob Breunig, LB (PFW)
Pat Donovan, T (UPI,PFW,TSN)
Cliff Harris, S (TSN)
Herb Scott, G (UPI,TSN)
Roger Staubach, QB (UPI,PFW,TSN)
Randy White, DT (UPI,PFW)
- 1980 (4) - Bob Breunig, LB (UPI)
Pat Donovan, T (UPI)
Herb Scott, G (UPI)
Randy White, DT (UPI,PFW,TSN)
- 1981 (5) - Tony Dorsett, RB (UPI)
Herb Scott, G (UPI)
Ed Jones, DE (UPI)
Rafael Septien, K (UPI)
Randy White, DT (UPI)
- 1982 (5) - Bob Breunig, LB (UPI)
Pat Donovan, T (UPI)
Tony Dorsett, RB (UPI)
Everson Walls, CB (UPI)
Randy White, DT (UPI)
- 1983 (4) - Bob Breunig, LB (UPI)
Ed Jones, DE (UPI, PFW)
Everson Walls, CB (PFW)
Randy White, DT, (UPI,PFW)
- 1984 (4) - Bill Bates, S (PFW)
Michael Downs, S (UPI)
Everson Walls, CB (UPI)
Randy White, DT (UPI,FN)
- 1985 (5) - Doug Cosbie, TE (UPI)
Michael Downs, S (UPI)
Tony Hill, WR (FN)
Everson Walls, CB (UPI,FN)
Randy White, DT (UPI, FN)
- 1986 (1) - Randy White, DT (FN)
- 1987 (1) - Herschel Walker, RB (PFW)
- 1988 (1) - Herschel Walker, RB (UPI)
- 1991 (3) - Michael Irvin, WR (UPI)
Jay Novacek, TE (UPI)
Emmitt Smith, RB (UPI)

ALL-ROOKIE

- 1974 - Efren Herrera, K (PFWA)
Ed Jones, DE (PFWA)
- 1975 - Burton Lawless, G (PFWA)
Randy White, LB (PFWA)
- 1977 - Tony Dorsett (PFWA)
- 1979 - Aaron Mitchell, CB (UPI)
- 1981 - Everson Walls (PFWA,UPI)
- 1983 - Bill Bates, S (PFWA,UPI,PFW)
- 1984 - Eugene Lockhart, LB
(PFWA,UPI,PFW,FD)

All-Rookie (cont.)

- 1987 - Roger Ruzek, K (UPI,PFW)
- 1988 - Michael Irvin, WR (FD)
- 1989 - Troy Aikman, QB
(PFWA,UPI,PFW,CPFN)
James Dixon, KR (UPI,PFW)
- 1990 - Jimmie Jones, DT (PFWA,UPI,PFW)
Emmitt Smith, RB
(PFWA,UPI,FN,PFW,FD,CPFN)
- 1991 - Larry Brown, CB (PFWA,PFW,FD,FN)
Darrick Brownlow, LB (PFWA)
Russell Maryland, DT
(PFWA,CPFN,PFW)

NFL COACH OF THE YEAR

- 1966 - Tom Landry (AP)
1990 - Jimmy Johnson (AP)
1991 - Jimmy Johnson (FD)

NFC COACH OF THE YEAR

- 1966 - Tom Landry (UPI)
1975 - Tom Landry (UPI)
1978 - Tom Landry (FN)
1990 - Jimmy Johnson (UPI,CPFN)

BERT BELL AWARD

(presented by Maxwell Club to NFL player of the year)

- 1966 - Don Meredith, QB
1971 - Roger Staubach, QB

NFC PLAYER OF THE YEAR

- 1971 - Roger Staubach
1981 - Tony Dorsett (UPI)

NFL DEFENSIVE PLAYER OF THE YEAR

- 1977 - Harvey Martin (UPI,PFW)

NFL DEFENSIVE BACK OF THE YEAR

- 1982 - Everson Walls (NFL Alumni)

NFL DEFENSIVE LINEMAN OF THE YEAR

- 1982 - Randy White (NFL Alumni)

NFL WIDE RECEIVER OF THE YEAR

- 1991 - Michael Irvin (NFL Alumni)

NFL SPECIAL TEAMS PLAYER OF THE YEAR

- 1983 - # Bill Bates (NFL Alumni)
1984 - Bill Bates (NFL Alumni)

NFC SPECIAL TEAMS PLAYER OF THE YEAR

- 1984 - Bill Bates (USA Today, NFLPA)

GOLDEN TOE TROPHY (PFW)

(top placekicker)

- 1981 - Rafael Septien

NFL ROOKIE OF THE YEAR

- 1977 - Tony Dorsett (NEA,PFWA,TSN)

NFC ROOKIE OF THE YEAR

- 1977 - Tony Dorsett (UPI,TSN)

NFL OFFENSIVE ROOKIE OF THE YEAR

- 1969 - Calvin Hill, RB (AP)
1970 - Duane Thomas, RB (FN,PFG)
1977 - Tony Dorsett, RB (AP,PFW,FD)
1990 - Emmitt Smith, RB (AP,PFW,FN)

NFL MAN OF THE YEAR

- 1981 - Tom Landry (FN)

Cowboys All-Time Honors (Cont.)

NFC DEFENSIVE PLAYER OF THE WEEK

- 1984 - Randy White, vs. G.B., 9/23
Randy White, @ Phil., 12/2
1985 - Jim Jeffcoat, @ Wash., 11/10
Jim Jeffcoat, vs. Gia., 12/15
1986 - Ed Jones, @ S.D., 11/16
1987 - Bill Bates, @ Gia., 9/20
Ed Jones, vs. Gia., 11/2
1988 - Ed Jones, vs. Atl., 9/25
1990 - Issiac Holt @ T.B., 10/7
James Washington, vs. Pho., 12/16

NFC OFFENSIVE PLAYER OF THE WEEK

- 1985 - Tony Dorsett, vs. Pit., 10/13
Danny White, vs. StL., 11/28
1987 - Kelvin Edwards, vs. Phil., 10/11
Herschel Walker, vs. StL., 12/27
1988 - # Michael Irvin, @ Wash., 12/11
1991 - Emmitt Smith, @ Pho., 9/22
Troy Aikman, vs. Gia., 9/29
Michael Irvin, vs. Atl., 12/22

NFC OFFENSIVE PLAYER OF THE MONTH

- 1991 - Emmitt Smith, December

SUPER BOWL MOST VALUABLE PLAYER

- SB V - Chuck Howley
SB VI - Roger Staubach
SB XII - Harvey Martin
Randy White

ED BLOCK COURAGE AWARD

(nominee from each NFL team for courage in battling injuries)

- 1984 - James Jones, RB
1985 - Howard Richards, OL
1986 - Tony Dorsett, RB
1987 - Brian Baldinger, OL
1988 - Randy White, DT
1989 - Ed Jones, DE
1990 - Kelvin Martin, WR
1991 - Ken Norton, LB

BOB LILLY AWARD

(voted by Cowboys' fans for sportsmanship, dedication, leadership and achievement)

- 1985 - Randy White, DT
1986 - Randy White, DT
1987 - Danny White, QB
1988 - Ed Jones, DE
1989 - Ed Jones, DE
1990 - Bill Bates, S
1991 - Bill Bates, S

DASA PRO ATHLETE OF THE YEAR

- (Dallas All Sports Assoc.)
1991 - Michael Irvin, WR
Emmitt Smith, RB

DASA BIG "D" AWARD

- 1990 - Jimmy Johnson
1991 - Jerry Jones

DASA FIELD SCOVELL AWARD

- 1970 - Dallas Cowboys
1971 - Bob Lilly
1975 - Roger Staubach
1977 - Tom Landry
1980 - Randy White
1981 - Tony Dorsett

AP - Associated Press; CFPN - College & Pro Football Newsweekly; DASA - Dallas All Sports Association; FD - Football Digest; FN - Football News; NEA - Newspaper Enterprise Association; PFG - Pro Football Guide; PFW - Pro Football Weekly; PFWA - Pro Football Writers of America; TSN - The Sporting News; UPI - United Press International

COWBOYS ALL-TIME COLLEGE ROSTER

Abilene Christian 1; Alabama 3; Alabama A&M 1; Alabama State 1; Albany St. 1; Alcorn State 1; Amherst 1; Appalachian State 1; Arizona 6; Arizona State 5; Arkansas 2; Arkansas Tech 1; Auburn 7; Austin College 1; Austin Peay 1; Baylor 10; Bethune-Cookman 1; Bishop 1; Boise State 1; Boston College 5; Boston University 2; Brigham Young 1; Cal Poly SLO 2; Cal. St. Long Beach 4; Cal. St. Fresno 1; Cal. State Sacramento 1; Cal. State San Jose 2; Calif.-Riverside 1; California 2; Catawba 1; CCLA 1; Central Arkansas 1; Central Florida 1; Central Michigan 1; Central Oklahoma 1; Central State, Ohio 2; Clemson 6; Colorado 5; Colorado State 1; Dayton 1; Duke 2; East Carolina 2; East Texas State 2; Eastern Illinois 1; Elizabeth City 1; Emporia, KS State 1; Florida 8; Florida A&M 3; Florida State 7; Fort Valley State 1;

Georgia 1; Georgia Tech 6; Grambling 2; Gustavus Adolphus 1; Hampton 1; Hawaii 5; Heidelberg 1; Henderson J.C. 1; Holy Cross 1; Houston 7; Howard 1; Humboldt State 2; Idaho State 1; Illinois 4; Indiana 3; Iowa 4; Iowa State 3; J.C. Smith 1; Jackson State 3; Jacksonville State 1; Kansas 6; Kansas State 2; Kentucky 5; Kentucky State 1; Kutztown State 1; Lamar Tech 1; Langston 1; Liberty 2; Livingston State 1; Louisiana State 2; Marquette 2; Maryland 6; Massachusetts 1; Miami, Fla. 10; Michigan 6; Michigan State 9; Middle Tennessee State 1; Minnesota 1; Mississippi 4; Mississippi State 3; Mississippi Valley 1; Missouri 3; Montana 1; Montana State 2; Morgan State 2; Navy 1; Nebraska 5; Nevada-Las Vegas 2; Nevada-Reno 1; New Hampshire 1; New Mexico 4; New Mexico State 2; North Carolina 1; North Carolina A&T 2; North Carolina State 3; North Texas 2;

Northern Alabama 1; Northern Colorado 3; Northern Iowa 1; Northwest Louisiana 1; Northwestern 4; Notre Dame 4; Ohio State 4; Oklahoma 9; Oklahoma State 2; Oregon 7; Oregon State 2; Ouachita 1; Pacific 5; Pacific Lutheran 1; Pacific, Ore. 1; Penn State 2; Pennsylvania 1; Pittsburgh 7; Portland State 1; Prairie View 1; Presbyterian 1; Purdue 1; Redlands 1; Rhode Island 1; Rice 8; Rutgers 2; Salem 1; San Diego State 2; Santa Clara 2; Savannah State 1; Seattle 1; South Carolina 2; South Carolina State 2; Southern 3; Southern California 9; Southern Illinois 2; Southern Methodist 12;

Southern Mississippi 3; Southwest Louisiana 2; Stanford 8; Stephen F. Austin 1; Syracuse 4; Taylor 1; Temple 2; Tennessee 13; Tennessee-Chattanooga 2; Tennessee State 3; Texas 6; Texas A&M 6; Texas Christian 5; Texas Tech 2; Texas Wesleyan 1; Texas-El Paso 1; Trinity, Tex. 1; Tulsa 9; UCLA 10; Utah 6; Utah State 3; Vanderbilt 3; Vienna, Austria 1; Villanova 1; Virginia 5; Virginia Tech 1; Virginia Union 1; Wake Forest 3; Washington 9; Washington State 1; Weber State 2; West Texas State 1; West Virginia 2; Western Illinois 1; Winston-Salem 1; Wisconsin 2; Wyoming 4; Yale 2; Youngstown State 1.

Cowboys All-Time Draft

1961

(Drafted 2nd)

1. (A) NO CHOICE
Choice traded along with sixth choice to Washington for ED-DIE LeBARON.
1. (B) BOB LILLY
DT, TCU, 6-5, 242 - Choice from Cleveland for first round pick in 1962.
2. E.J. HOLUB
LB, Texas Tech, 6-4, 218 (went to AFL).
3. STEW BARBER
G, Penn State, 6-3, 230 (went to AFL).
4. SONNY DAVIS
WR, Baylor, 6-2, 210.
5. NO CHOICE
Choice traded to San Francisco for GENE BABB.
6. NO CHOICE
Choice traded, along with first choice, to Washington for LeBARON.
7. ART GILMORE
HB, Oregon State, 6-0, 200.
8. DON TALBERT*
T, Texas, 6-5, 220.
9. GLYNN GREGORY
HB, SMU, 6-2, 195.
10. NO CHOICE
Choice traded to Green Bay for FRED CONE.
11. NORRIS STEVENSON
HB, Missouri, 6-1, 205.
12. LOWNDES SHINGLER
QB, Clemson, 6-1, 205.
13. DON GOODMAN
HB, Florida, 6-0, 200.
14. BILL SHAW
G, Georgia Tech, 6-3, 222 (went to AFL).
15. JULIUS VARNADO
T, San Francisco State, 6-4, 220, (went to AFL).
16. JERRY STEFFEN
HB, Colorado, 6-0, 190.
17. EVERETT CLOUD
HB, Maryland, 6-0, 190.
18. RANDY WILLIAMS
LB, Indiana, 6-3, 208.
19. LYN HOYEM*
C, Long Beach State, 6-4, 225.
20. JERRY MORGAN
QB, Iowa State, 6-3, 195.

1962

(Drafted 4th)

1. NO CHOICE
Choice traded to Cleveland for first round pick in 1961 when Cowboys picked BOB LILLY.
2. SONNY GIBBS*
QB, TCU, 6-7, 225.
3. (A) NO CHOICE
Choice to Chicago for DON MEREDITH.
3. (B) BOBBY PLUMMER
G, TCU, 6-2, 235 - Choice from Cleveland for DUANE PUTNAM.
4. NO CHOICE
Choice to San Francisco for BILL HERCHMAN.
5. NO CHOICE
Choice to Los Angeles for JIMMY HARRIS.
6. (A) DONNIE DAVIS
TE, Southern University, 6-2, 235.
6. (B) GEORGE ANDRIE
DE, Marquette, 6-7, 247 - Choice and ALLEN GREEN from New York for FRED DUGAN.
7. NO CHOICE
Choice to Los Angeles for JOHN HOUSER.
8. KEN TUREAUD
RB, Michigan, 6-1, 198.
9. NO CHOICE
Choice to Baltimore for DON PERKINS.
10. JOHN M. LONGMEYER
G, Southern Illinois, 6-3, 230.
11. LARRY HUDAS
WR, Michigan St., 6-4, 208.
12. NO CHOICE
Choice to Green Bay for STEVE MEILINGER.
13. ROBERT MOSES
TE, Texas, 6-3, 211.
14. HAROLD HAYS*
G, Southern Mississippi, 6-3, 218.
15. GUY REESE
T, SMU, 6-5, 238.
16. ROBERT JOHNSTON
T, Rice, 6-4, 215.
17. RAY JACOBS
DT, Howard Payne, 6-3, 265 (went to AFL).
18. DAVE CLOUTIER*
RB, Maine, 6-0, 195 (went to AFL).

19. PAUL HOLMES
T, Georgia, 6-5, 220.

20. AMOS BULLOCKS
RB, Southern Illinois, 6-1, 197.

1963

(Drafted 6th)

1. LEE ROY JORDAN
LB, Alabama, 6-2, 210.
2. NO CHOICE
Choice traded, along with ninth choice, to Chicago for CHUCK HOWLEY.
3. JIM PRICE
LB, Auburn, 6-3, 225.
4. WHALEY HALL*
G, Mississippi, 6-3, 230.
5. NO CHOICE
Choice traded to New York for DICK NOLAN.
6. NO CHOICE
Choice traded to Green Bay for JOHN SUTRO.
7. MARV CLOTHIER
G, Kansas, 6-4, 220.
8. NO CHOICE
Choice traded to Green Bay for LEE FOLKINS.
9. NO CHOICE
Choice traded to Chicago.
10. ROD SCHEYER
T, Washington, 6-2, 220.
11. RAY SCHOENKE
C, SMU, 6-3, 225.
12. BILL PERKINS
FB, Iowa, 6-2, 218.
13. PAUL WICKER*
T, Fresno State, 6-5, 248.
14. LOU CIOCI
LB, Boston College, 6-2, 225.
15. JERRY OVERTON
WR, Utah, 6-2, 192.
16. DENNIS GOLDEN
T, Holy Cross, 6-4, 235.
17. ERNEST PARKS*
G, McMurry, 6-4, 230 (went to AFL).
18. BILL FRANK
T, Colorado, 6-4, 250.
19. JIM STIGER
RB, Washington, 5-11, 195.
20. TOMMY LUCAS
TE, Texas, 6-3, 218.

1964

(Drafted 4th)

1. SCOTT APPLETON
DT, Texas, 6-3, 240.

2. **MEL RENFRO**
DB, Oregon, 6-0, 195.
3. **NO CHOICE**
Choice traded to Los Angeles for BOB LONG and JOHN MEYERS.
4. **PERRY LEE DUNN**
DB, Mississippi, 6-2, 205.
5. **NO CHOICE**
Choice traded to Green Bay for GARY BARNES.
6. **(A) BILLY LOTHBRIDGE**
K-DB, Georgia Tech, 6-1, 188.
6. **(B) JIM CURRY**
WR, Cincinnati, 6-4, 215 - Choice from Cleveland for ANDY CVERCKO.
6. **(C) JIMMY EVANS**
WR, Texas Western, 6-1, 194 - Choice from Green Bay for JERRY NORTON.
7. **BOB HAYES***
WR, Florida A&M, 5-11, 189.
8. **AL GEVERINK**
RB, UCLA, 6-2, 190.
9. **JAKE KUPP**
G, Washington, 6-3, 215.
10. **ROGER STAUBACH***
QB, Navy, 6-2, 190.
11. **BOBBY CRENSHAW**
G, Baylor, 6-3, 230 (went to AFL).
12. **JOHNNY NORMAN**
WR, Northwestern Louisiana, 6-1, 185.
13. **JERRY RHOME***
QB, Tulsa, 6-0, 185.
14. **JIM WORDEN**
LB, Wittenberg, 6-1, 230.
15. **BILL VAN BURKLEO**
WR, Tulsa, 5-11, 185.
16. **PAUL CERCEL**
C, Pittsburgh, 6-2, 222.
17. **HARRY ABELL***
LB, Missouri, 6-3, 212 (went to AFL).
18. **NO SELECTION**
Player chosen not eligible.
19. **H.D. MURPHY**
DB, Oregon, 6-0, 190.
20. **JOHN HUGHES**
LB, SMU, 6-2, 220.

1965

(Drafted 6th)

1. **CRAIG MORTON**
QB, California, 6-4, 215.
2. **MALCOLM WALKER**
LB, Rice, 6-4, 245.
3. **NO CHOICE**
Choice traded to Green Bay (who traded it to New York) for JOHN ROACH.

4. **(A) JIM SIDLE**
FB, Auburn, 6-2, 215.
4. **(B) BOB SVIHUS**
T, USC, 6-4, 240 (went to AFL) - Choice from Detroit for SONNY GIBBS.
5. **ROGER PETTEE**
LB, Florida, 6-4, 230.
6. **SONNY UTZ**
RB, VPI, 5-11, 215.
7. **BRIG OWENS**
DB, Cincinnati, 5-11, 183.
8. **RUSSELL WAYT**
LB, Rice, 6-4, 235.
9. **JIM ZANIOS**
FB, Texas Tech, 6-0, 215.
10. **GAYLON MCCOLLOUGH**
C, Alabama, 6-3, 215.
11. **JETHRO PUGH**
DT, Elizabeth City State, 6-6, 255.
12. **ERNIE KELLERMAN**
QB, Miami, OH, 6-0, 175.
13. **JACK SCHRAUB**
TE, California, 6-6, 210.
14. **GARRY PORTERFIELD**
DE, Tulsa, 6-3, 235.
15. **GENE FOSTER**
RB, Arizona State, 6-0, 195 (went to AFL).
16. **DOUG McDOUGAL**
E, Oregon State, 6-4, 228.
17. **MITCH JOHNSON**
T, UCLA, 6-4, 245.
18. **MARTIN AMSLER**
DT, Evansville, 6-5, 250.
19. **MERV RETTENMUND**
HB, Ball State, 5-10, 195.
20. **RON BARLOW***
T, Kansas State, 6-2, 230.

1966

(Drafted 5th)

1. **JOHN NILAND**
G, Iowa, 6-3, 245.
2. **WILLIE TOWNES***
DE, Tulsa, 6-5, 265.
3. **NO CHOICE**
Choice to San Francisco for LEON DONOHUE.
4. **NO CHOICE**
Choice to Baltimore for RALPH NEELY.
5. **(A) NO CHOICE**
Choice to San Francisco for J.D. SMITH.
5. **(B) WALT GARRISON**
RB, Oklahoma State, 6-0, 209 - Choice from Baltimore thru Detroit for AMOS MARSH.
6. **BOB DUNLEVY**
WR, West Virginia, 6-4, 195.

7. **ART ROBINSON**
TE, Florida A&M, 6-0, 208.
8. **DON KUNIT**
RB, Penn State, 6-2, 200.
9. **DARRELL ELAM**
FL, West Virginia Tech, 6-2, 189.
10. **MASON MITCHELL**
RB, Washington, 6-1, 170.
11. **AUSTIN DENNEY***
TE, Tennessee, 6-2, 225.
12. **(A) LES SHY**
RB, Long Beach State, 6-1, 200 - Choice from Pittsburgh for LEE FOLKINS.
12. **(B) CRAIG BAYNHAM***
RB, Georgia Tech, 6-1, 200.
13. **RONNIE LAMB**
RB, South Carolina, 6-2, 216.
14. **LEWIS TURNER**
RB, Norfolk State, 6-2, 183.
15. **MARK GARTUNG***
DT, Oregon State, 6-4, 255.
16. **TOM PIGGEE**
RB, San Francisco State, 5-11, 200.
17. **GEORGE ALLEN**
T, West Texas State, 6-7, 245 (went to AFL).
18. **STEVE ORR**
DT, Washington, 6-4, 230.
19. **BYRON JOHNSON**
T, Central Washington State, 6-5, 255.
20. **LOU HUDSON**
FL, Minnesota, 6-5, 220.

1967

(Drafted 23rd)

1. **NO CHOICE**
Choice given along with second and two fifths, to Houston for RALPH NEELY.
2. **NO CHOICE**
NEELY trade.
3. **PHIL CLARK**
DB, Northwestern, 6-2, 207.
4. **CURTIS MARKER**
G, Northern Michigan, 6-2, 253.
5. **(A) NO CHOICE**
Choice and JIM STEFFEN from Washington for BRIG OWENS, MITCH JOHNSON & JAKE KUPP; NEELY trade.
5. **(B) NO CHOICE**
Choice from Cleveland for JOE BOB ISBELL; NEELY trade.
5. **(C) NO CHOICE**
Choice to Green Bay for HENRY GREMMINGER.

6. **SIMS STOKES**
DB, Northern Arizona, 6-1, 198.
7. **RAYFIELD WRIGHT**
DE, Ft. Valley State, 6-7, 235.
8. **STEVE LAUB**
QB, Illinois Wesleyan, 6-1, 190.
9. **BYRON MORGAN**
DB, Findlay (Ohio), 6-3, 212.
10. **EUGENE BOWEN**
RB, Tennessee A&I, 5-8, 210.
11. **PAT RILEY**
WR, Kentucky, 6-2, 205.
12. **HAROLD DETERS**
K, North Carolina State, 6-0, 200.
13. **AL KERKIAN**
DE, Akron, 6-6, 235.
14. **TOM BOYD**
G, Tarleton State, 6-3, 250.
15. **LEAVIE DAVIS**
DB, Edward Waters College, FL, 6-4, 210.
16. **PAUL BROTHERS**
HB, Oregon State, 6-1, 195.
17. **GEORGE ADAMS**
LB, Morehead State, KY, 6-2, 218.

1968

**(Drafted Alternately
20th, 19th, 21st)**

1. **DENNIS HOMAN**
FL, Alabama, 6-1, 181.
2. **DAVID McDANIELS**
WR, Mississippi Valley, 6-4, 200.
3. **(A) NO CHOICE**
Choice to Minnesota for LANCE RENTZEL.
3. **(B) ED HARMON**
LB, Louisville, 6-4, 246 - Choice from Chicago for AUSTIN DENNEY and MAC PERCIVAL.
4. **(A) NO CHOICE**
Choice to New Orleans for LARRY STEPHENS.
4. **(B) JOHN DOUGLAS**
LB, Missouri, 6-2, 215 - Choice from New York for JIM COLVIN.
5. **BLAINE NYE**
G, Stanford, 6-4, 255.
6. **D.D. LEWIS**
LB, Mississippi State, 6-1, 210.
7. **BOB TAUCHER**
T, Nebraska, 6-4, 251.
8. **FRANK BROWN**
DE, Albany State, GA, 6-3, 249.

9. **KEN KMEIC**
DB, Illinois, 6-2, 187.
10. **BEN OLISON**
FL, Kansas, 6-1, 170.
11. **RON SHOTTS**
RB, Oklahoma, 6-0, 206.
12. **WILSON WHITTY**
LB, Boston University, 6-3, 224.
13. **CARTER LORD**
TE, Harvard, 6-2, 214.
14. **RON WILLIAMS**
DB, West Virginia, 6-2, 190.
15. **TOMMY LUNCEFORD**
P, Auburn, 6-2, 202.
16. **LARRY COLE**
DE, Hawaii, 6-5, 250.
17. **GEORGE NORDGREN**
RB, Houston, 6-0, 200.

1969

**(Drafted Alternately
24th, 23rd, 22nd)**

1. **CALVIN HILL**
RB, Yale, 6-3, 230.
2. **RICHMOND FLOWERS**
WR, Tennessee, 6-0, 183.
3. **(A) TOM STINCIC**
LB, Michigan, 6-2, 226.
3. **(B) HALVOR HAGEN**
DE, Weber State, 6-5, 250 - Choice from San Francisco for HAROLD HAYES
4. **NO CHOICE**
Choice to New Orleans for DAVE SIMMONS.
5. **(A) NO CHOICE**
Choice to Baltimore for ANDY STYNCHULA.
5. **(B) CHUCK KYLE**
LB, Purdue, 6-1, 220 - Choice from Los Angeles for COY BACON.
6. **RICH SHAW**
FL, Arizona St., 6-4, 205.
7. **LARRY BALES**
WR, Emory & Henry, 5-11, 185.
8. **ELMER BENHARDT**
LB, Missouri, 6-2, 200.
9. **CLAXTON WELCH**
RB, Oregon, 5-11, 200.
10. **STUART GOTTLIEB**
G, Weber State, 6-5, 250.
11. **CLARENCE WILLIAMS**
DT, Prairie View A&M, 6-5, 250.
12. **BOB BELDEN**
QB, Notre Dame, 6-2, 210.
13. **RENE MATISON**
WR, New Mexico, 6-0, 185.

14. **GERALD LUTRI**
T, Northern Michigan, 6-4, 256.
15. **BILL JUSTUS**
DB, Tennessee, 6-1, 180.
16. **FLOYD KERR**
DB, Colorado State, 6-3, 195.
17. **BILL BAILEY**
DT, Lewis & Clark, 6-4, 260.

1970

(Drafted 23rd)

1. **DUANE THOMAS**
RB, West Texas, 6-1, 220.
2. **(A) BOB ASHER**
T, Vanderbilt, 6-5, 250 - Choice from Chicago for CRAIG BAYNHAM and PHIL CLARK.
2. **(B) MARGENE ADKINS**
WR, Herderson J.C., 5-10, 183.
3. **(A) CHARLIE WATERS**
CB, Clemson, 6-1, 193 - Choice from Houston through Cleveland for JERRY RHOME.
3. **(B) STEVE KINER**
LB, Tennessee, 6-1, 220 - Choice from Cleveland for JERRY RHOME.
3. **(C) DENTON FOX**
S, Texas Tech, 6-2, 205.
4. **JOHN FITZGERALD**
T, Boston College, 6-4, 265.
5. **NO CHOICE**
Choice to St. Louis for BOBBY JOE CONRAD.
6. **PAT TOOMAY**
DE, Vanderbilt, 6-5, 230.
7. **DON ABBEY**
LB, Penn State, 6-2, 252.
8. **JERRY DOSSEY**
G, Arkansas, 6-4, 244.
9. **ZENON ANDRUSYSHYN**
K, UCLA, 6-2, 212.
10. **PETE ATHAS**
S, Dade J.C., 6-0, 186.
11. **IVAN SOUTHERLAND**
DT, Clemson, 6-4, 246.
12. **JOE WILLIAMS**
RB, Wyoming, 6-1, 193.
13. **MARK WASHINGTON**
CB, Morgan State, 5-11, 183.
14. **JULIAN MARTIN**
WR, North Carolina Central, 6-3, 190.
15. **KEN DeLONG**
TE, Tennessee, 6-2, 223.
16. **SEABERN HILL**
CB, Arizona St., 6-2, 195.
17. **GLENN PATTERSON**
C, Nebraska, 6-3, 220.

1971**(Drafted 25th)**

1. **TODY SMITH**
DE, Southern California, 6-5, 250.
2. **ISAAC THOMAS**
CB, Bishop, 6-2, 190.
3. **(A) SAM SCARBER**
RB, New Mexico, 6-2, 235 -
Choice from St. Louis for
JOHN WILBUR.
3. **(B) BILL GREGORY**
DE, Wisconsin, 6-5, 240.
4. **(A) JOE CARTER**
TE, Grambling, 6-3, 219 -
Choice from New Orleans for
WILLIE TOWNES.
4. **(B) BUDDY MITCHELL**
T, Mississippi, 6-5, 232.
5. **RON KADZIEL**
LB, Stanford, 6-3, 215.
6. **STEVE MAIER**
WR, Northern Arizona, 6-3,
192.
7. **BILL GRIFFIN**
T-G, Catawba, 6-5, 250.
8. **RON JESSIE**
WR, Kansas, 6-0, 183.
9. **HONOR JACKSON**
WR, Pacific, 6-2, 190.
10. **RODNEY WALLACE**
DT, New Mexico, 6-5, 260.
11. **ERNEST BONWELL**
LB, Lane College, 6-4, 225.
12. **STEVE GOEPEL**
QB, Colgate, 6-2, 200.
13. **JAMES FORD**
RB, Texas Southern, 6-0,
200.
14. **TYRONE COUEY**
DB, Utah State, 6-2, 194.
15. **BOB YOUNG**
TE, Delaware, 6-5, 250.
16. **JOHN BRENNAN**
T, Boston College, 6-3, 260.
17. **JOHN BOMER**
C, Memphis State, 6-3, 230.

1972**(Drafted 26th)**

1. **BILL THOMAS**
RB, Boston College, 6-2, 225.
2. **(A) ROBERT NEWHOUSE**
RB, Houston, 5-10, 202 -
Choice from New England for
HALVOR HAGEN and HONOR
JACKSON.
2. **(B) JOHN BABINECZ**
LB, Villanova, 6-1, 222 -
Choice from New Orleans for
MARGENE ADKINS.
2. **(C) CHARLES McKEE**
WR, Arizona, 6-2, 199.

3. (A) MIKE KELLER

LB, Michigan, 6-4, 221 -
Choice from New England for
HALVOR HAGEN and HONOR
JACKSON.

3. (B) MARV BATEMAN

P-K, Utah, 6-4, 213.

4. (A) TIM KEARNEY

LB, Northern Michigan, 6-2,
225 - Choice from New Or-
leans for JOE WILLIAMS.

4. (B) ROBERT WEST

WR, San Diego St., 6-4, 218
- Choice from New England
for STEVE KINER.

4. (C) CHARLES ZAPIEC

LB, Penn State, 6-2, 222 -
Choice from Detroit for RON
JESSIE.

4. (D) NO CHOICE

Choice to New Orleans for
DON TALBERT.

5. NO CHOICE

Choice to San Diego for
TONY LISCIO.

6. CHARLES BOLDEN

DB, Iowa, 6-3, 195.

7. NO CHOICE

Choice to Chicago for LEE
ROY CAFFEY.

8. RALPH COLEMAN

LB, North Carolina A&T, 6-4,
216.

9. ROY BELL

RB, Oklahoma, 5-10, 208.

10. RICHARD AMMAN

DE, Florida State, 6-5, 234.

11. LONNIE LEONARD

T-G, North Carolina A&T, 6-4,
244.

12. JIMMY HARRIS

WR, Ohio State, 5-10, 180.

13. JEAN FUGETT

TE, Amherst, 6-3, 219.

14. ALAN THOMPSON

RB, Wisconsin, 6-0, 225.

15. CARLOS ALVAREZ

WR, Florida, 5-10, 198.

16. GORDON LONGMIRE

QB, Utah, 6-1, 205.

17. ALFONSO CAIN

DT, Bethune-Cookman, 6-3,
271.

1973**(Drafted Alternately
20th, 22nd and 21st)****1. BILLY JOE DUPREE**

TE, Michigan State, 6-4, 225.

2. (A) GOLDEN RICHARDS

WR, Hawaii, 6-0, 172 - Choice
from Green Bay for RON
WIDBY and IKE THOMAS.

2. (B) NO CHOICE

Choice to Chicago as com-
pensation for signing JACK
CONCANNON.

3. (A) HARVEY MARTIN

DT, East Texas State, 6-5,
262 - Choice from Houston
through New Orleans for TOM
STINCIC.

3. (B) NO CHOICE

Choice to New England for
RON SELLERS.

4. DRANE SCRIVENER

DB, Tulsa, 6-0, 176.

5. BRUCE WALTON

T, UCLA, 6-6, 251.

6. BOB LEYEN

G, Yale, 6-4, 256.

7. RODRIGO BARNES

LB, Rice, 6-1, 215.

8. DAN WERNER

QB, Michigan State, 6-4, 195.

9. MIKE WHITE

CB, Minnesota, 6-0, 196.

10. CARL JOHNSON

LB, Tennessee, 6-1, 225.

11. GERALD CASWELL

G, Colorado State, 6-4, 250.

12. JIM ARNESON

G, Arizona, 6-3, 236.

13. JOHN SMITH

WR, UCLA, 6-1, 187.

14. BOB THORNTON

G-C, North Carolina, 6-3, 234.

15. WALT BAISY

LB, Grambling, 6-2, 222.

16. JOHN CONLEY

TE, Hawaii, 6-2, 228.

17. LES STRAYHORN

RB, East Carolina, 5-10, 205.

1974**(Drafted Alternately
22nd, 21st, 20th
and 23rd)****1. (A) ED JONES**

DE, Tennessee State, 6-8,
260 - Choice from Houston
for TODY SMITH and BILLY
PARKS.

1. (B) CHARLES YOUNG

RB, North Carolina State, 6-1,
215.

2. NO CHOICE

Choice and RON SELLERS to
Miami for OTTO STOWE.

3. (A) DANNY WHITE

QB, Arizona State, 6-2, 180 -
Choice from Houston for
TODY SMITH and BILLY
PARKS.

3. (B) CALVIN PETERSON

LB, UCLA, 6-3, 218.

4. (A) **KEN HUTCHERSON**
LB, Livingston State, 6-1, 214
- Choice from Oakland for
GLOSTER RICHARDSON.
4. (B) **ANDY ANDRADE**
RB-DB, Northern Michigan,
5-11, 193.
5. **JOHN KELSEY**
T, Missouri, 6-6, 226.
6. **JIM BRIGHT**
DB, UCLA, 6-1, 210.
7. **RAYMOND NESTER**
LB, Michigan State, 6-2, 224.
8. **MIKE HOLT**
DB, Michigan State, 5-11,
176.
9. **BILL DULIN**
T, Johnson C. Smith, 6-6,
244.
10. **DENNIS MORGAN**
DB, Western Illinois, 5-11,
203.
11. **HARVEY MCGEE**
WR, Southern Mississippi, 6-
2, 209.
12. **KEITH BOBO**
QB, Southern Methodist, 6- 3,
196.
13. **FRED LIMA**
K, Colorado, 5-9, 202.
14. **DOUG RICHARDS**
DB, Brigham Young, 6-4,
185.
15. **BRUCE CRAFT**
DT, Geneva, Pa., 6-4, 232.
16. **GENE KILLIAN**
T, Tennessee, 6-4, 225.
17. **LAWRIE SKOLROOD**
T, North Dakota, 6-5, 230.

1975

(Drafted 18th)

1. (A) **RANDY WHITE**
DE, Maryland, 6-4, 250 -
Choice from N.Y. Giants for
CRAIG MORTON.
1. (B) **THOMAS HENDERSON**
LB, Langston, 6-2, 214.
2. **BURTON LAWLESS**
G, Florida, 6-4, 253.
3. **BOB BREUNIG**
LB, Arizona State, 6-2, 236.
4. (A) **PAT DONOVAN**
DE, Stanford, 6-5, 240 -
Choice from Houston for
MIKE MONTGOMERY.
4. (B) **RANDY HUGHES**
DB, Oklahoma, 6-4, 209.
5. (A) **KYLE DAVIS**
C, Oklahoma, 6-3, 240 -
Choice from Green Bay for
JACK CONCANNON.

5. (B) **NO CHOICE**
Choice to Cincinnati for CLINT
LONGLEY.
6. **ROLLY WOOLSEY**
DB, Boise State, 6-1, 175.
7. **MICHAEL HEGMAN**
LB, Tennessee State, 6-4,
220.
8. **MITCH HOOPES**
P, Arizona, 6-0, 210.
9. **ED JONES**
DB, Rutgers, 6-0, 193.
10. **DENNIS BOOKER**
RB, Millersville State, 6-1,
235.
11. **GREG KRPALAK**
C, Oregon State, 6-5, 242.
12. **CHUCK BLAND**
DB, Cincinnati, 5-11, 188.
13. **HERB SCOTT**
G, Virginia Union, 6-2, 248.
14. **SCOTT LAIDLAW**
RB, Stanford, 6-0, 206.
15. **WILLIE HAMILTON**
RB, Arizona, 5-11, 182.
16. **PETE CLARK**
TE, Colorado State, 6-4, 234.
17. **JIM TESTERMAN**
TE, Dayton, 6-5, 225.

1976

(Drafted 27th)

1. **AARON KYLE**
DB, Wyoming, 5-11, 183.
2. (A) **JIM JENSEN**
RB, Iowa, 6-4, 226 - Choice
from N.Y. Giants for CRAIG
MORTON.
2. (B) **JIM EIDSON**
G, Mississippi St., 6-4, 253.
3. (A) **DUKE FERGUSON**
WR, San Diego St., 6-1, 186
- Choice from San Francisco
for BOB HAYES.
3. (B) **JOHN SMITH**
RB, Boise State, 6-0, 191 -
Choice from Denver for OTTO
STOWE.
3. (C) **BUTCH JOHNSON**
WR, UC-Riverside, 6-1, 175.
4. **TOM RAFFERTY**
G, Penn State, 6-3, 248.
5. **WALLY PESUIT**
T, Kentucky, 6-4, 260.
6. **GREG MCGUIRE**
T, Indiana, 6-3, 265.
7. (A) **GREG SCHAUM**
DT, Michigan State, 6-4, 246
- Choice from San Diego for
KEN HUTCHERSON.
7. (B) **DAVID WILLIAMS**
RB, Colorado, 6-2, 210.

8. **HENRY LAWS**
DB, South Carolina, 5-10,
171.
9. **BEASLEY REECE**
DB, North Texas, 6-1, 193.
10. **LEROY COOK**
DE, Alabama, 6-4, 212.
11. **CORNELIUS GREEN**
QB, Ohio, 5-11, 170.
12. **CHARLES McSHANE**
LB, Cal Lutheran, 6-2, 211.
13. **MARK DRISCOLL**
QB, Colorado St., 6-1, 184.
14. **LARRY MUSHINSKIE**
TE, Nebraska, 6-3, 217.
15. **DALE CURRY**
LB, UCLA, 6-2, 222.
16. **RICH COSTANZO**
T, Nebraska, 6-4, 260.
17. **STAN WOODFILL**
K, Oregon, 6-0, 190.

1977

(Drafted alternately
24th, 25th, 26th)

1. **TONY DORSETT**
RB, Pittsburgh, 5-11, 192 -
Choice from Seattle for Cow-
boys' first-round choice and
three second-round choices.
2. **GLENN CARANO**
QB, Nevada-Las Vegas, 6-3,
195 - Choice from Seattle for
DUKE FERGUSON.
3. (A) **TONY HILL**
WR, Stanford, 6-2, 196 -
Choice from Philadelphia for
JOHN NILAND.
3. (B) **VAL BELCHER**
G, Houston, 6-3, 250.
4. **GUY BROWN**
LB, Houston, 6-4, 215.
5. **ANDY FREDERICK**
OL, New Mexico, 6-6, 241.
6. **JIM COOPER**
T, Temple, 6-5, 252.
7. **DAVID STALLS**
DT, Northern Colorado, 6-4,
236.
8. (A) **AL CLEVELAND**
OL, Pacific, 6-4, 246 - Choice
from San Diego for MITCH
HOOPES.
8. (B) **FRED WILLIAMS**
RB, Arizona State, 5-10, 189.
9. **MARK CANTRELL**
C, North Carolina, 6-3, 252.
10. **STEVE DeBERG**
QB, San Jose State, 6-2,
205.
11. **DON WARDLOW**
TE, Washington, 6-6, 230.
12. **GREG PETERS**
OL, California, 6-5, 257.

1978**(Drafted 28th)**

1. **LARRY BETHEA**
DL, Michigan State, 6-5, 258.
2. **TODD CHRISTENSEN**
RB-TE, Brigham Young, 6-3, 224.
3. **DAVID HUDGENS**
OL, Oklahoma, 6-5, 245.
4. **ALOIS BLACKWELL**
RB, Houston, 5-11, 194.
5. **RICH ROSEN**
G, Syracuse, 6-3, 242.
6. **HAROLD RANDOLPH**
LB, East Carolina, 6-1, 191.
7. **TOM RANDALL**
DT, Iowa State, 6-5, 248.
8. **HOMER BUTLER**
WR, UCLA, 6-1, 134.
9. **RUSS WILLIAMS**
DB, Tennessee, 6-1, 197.
10. **BARRY TOMASETTI**
OL, Iowa, 6-3, 249.
11. **DENNIS THURMAN**
S, Southern Cal, 5-11, 172.
12. **LEE WASHBURN**
OL, Montana State, 6-6, 253.

1979**(Drafted 27th)**

1. **ROBERT SHAW**
C, Tennessee, 6-4, 252.
2. **AARON MITCHELL**
CB, Nevada-Las Vegas, 6-1, 196.
3. **DOUG COSBIE**
TE, Santa Clara, 6-6, 230.
Swapped choices with Seattle in BILL GREGORY trade.
4. **RALPH DeLOACH**
DE, California, 6-5, 254.
5. (A) **BOB HUKILL**
OL, North Carolina, 6-5, 250 -
Choice from Chicago for
GOLDEN RICHARDS.
5. (B) **CURTIS ANDERSON**
DE, Central State, OH, 6-6,
240 - Choice from SEATTLE
for EFREN HERRERA.
5. (C) **RON SPRINGS**
RB, Ohio State, 6-0, 197.
6. (A) **TIM LAVENDER**
CB, Southern Cal, 6-3, 187 -
Choice from Seattle for BILL
GREGORY.
6. (B) **MIKE SALZANO**
OL, North Carolina, 6-3, 242 -
Choice from Denver for JIM
JENSEN.
6. (C) **CHRIS De FRANCE**
WR, Arizona State, 6-1, 205.

7. **GREG FITZPATRICK**
LB, Youngstown, 6-2, 227.
8. **BRUCE THORNTON**
DT, Illinois, 6-5, 266.
9. **GARRY COBB**
LB, Southern Cal, 6-2, 209.
10. **MIKE CALHOUN**
DT, Notre Dame, 6-4, 228.
11. **NO CHOICE**
Choice to Detroit for SKIP
BUTLER.
12. **QUENTIN LOWRY**
LB, Youngstown, 6-2, 225.

1980**(Drafted Alternately
23rd, 24th and 25th)**

1. **NO CHOICE**
Choice given along with second round choice to
Baltimore for JOHN DUTTON.
2. **NO CHOICE**
Choice given along with first round choice to Baltimore for
JOHN DUTTON.
3. (A) **BILL ROE**
LB, Colorado, 6-3, 220 -
Choice from Chicago for
GOLDEN RICHARDS.
3. (B) **JAMES JONES**
RB, Mississippi State, 5-10,
200.
4. **KURT PETERSEN**
DL, Missouri, 6-5, 255.
5. **GARY HOGEBOOM**
QB, Central Michigan, 6-4,
195.
6. **TIMMY NEWSOME**
RB, Winston-Salem State, 6-1,
228.
7. **LESTER BROWN**
RB, Clemson, 5-11, 176.
8. **LARRY SAVAGE**
LB, Michigan State, 6-3, 225.
9. **JACKIE FLOWERS**
WR, Florida State, 6-0, 194.
10. **MATTHEW TEAGUE**
DE, Prairie View A&M, 6-4,
238.
11. **GARY PADJEN**
LB, Arizona State, 6-1, 238.
12. **NORM WELLS**
DT, Northwestern, 6-5, 249.

1981**(Drafted Alternately
25th and 26th)**

1. **HOWARD RICHARDS**
T, Missouri, 6-5, 255.
2. **DOUG DONLEY**
WR, Ohio State, 6-0, 180.

3. **GLEN TITENSOR**
DL, Brigham Young, 6-4,
250.
4. (A) **SCOTT PELLUER**
LB, Washington State, 6-1,
213 - Choice from San Francisco
for THOMAS
HENDERSON.
4. (B) **DERRIE NELSON**
LB, Nebraska, 6-2, 217.
5. **DANNY SPRADLIN**
LB, Tennessee, 6-1, 229.
6. **VINCE SKILLINGS**
DB, Ohio State, 5-11, 176.
7. (A) **RON FELLOWS**
DB, Missouri, 5-11, 165 -
Choice from Tampa Bay for
DAVE STALLS.
7. (B) **KEN MILLER**
DB, East Michigan, 5-11,
180.
8. **PAUL PIUROWSKI**
LB, Florida State, 6-2, 219.
9. **MIKE WILSON**
WR, Washington State, 6-3,
202.
10. **PAT GRAHAM**
DT, California, 6-3, 257.
11. **TIM MORRISON**
G, Georgia, 6-3, 258.
12. **NATE LUNDY**
WR, Indiana, 6-0, 169.

1982**(Drafted 26th)**

1. **ROD HILL**
CB, Kentucky State, 6-0, 185.
2. **JEFF ROHRER**
LB, Yale, 6-3, 224.
3. **JIM ELIOPULOS**
LB, Wyoming, 6-3, 229.
4. (A) **BRIAN CARPENTER**
CB, Michigan, 5-10, 166 -
Choice from Tampa Bay for
DAVE STALLS.
4. (B) **MONTY HUNTER**
S, Salem College, 6-0, 201.
5. **PHIL POZDERAC**
T, Notre Dame, 6-9, 260.
6. (A) **KEN HAMMOND**
G, Vanderbilt, 6-4, 270 -
Choice from Cleveland for
BRUCE HUTHER.
6. (B) **CHARLES DAUM**
DL, Cal Poly-SLO, 6-6 241.
7. **BILL PURIFOY**
DL, Tulsa, 6-7, 249.
8. (A) **GEORGE PEOPLES**
RB, Auburn, 6-0, 211 - Choice
from Denver through Buffalo
for WADE MANNING.
8. (B) **DWIGHT SULLIVAN**
RB, North Carolina State, 6-0,
205.

9. **JOE GARY**
DL, UCLA, 6-5, 273.
10. **TODD ECKERSON**
T, North Carolina State, 6-4, 263.
11. (A) **GEORGE THOMPSON**
WR, Albany State, GA, 6-3, 209 - Choice from Tampa Bay for **AARON MITCHELL**.
11. (B) **MICHAEL WHITING**
RB, Florida State, 6-1, 210.
12. **RICH BURTNESSE**
G, Montana, 6-4, 257.

1983

(Drafted Alternately
23rd, 24th, 21st and 22nd)

1. **JIM JEFFCOAT**
DE, Arizona State, 6-5, 260.
2. **MIKE WALTER**
LB, Oregon, 6-3, 230.
3. **BRYAN CALDWELL**
DE, Arizona State, 6-4, 248.
4. **CHRIS FAULKNER**
TE, Florida, 6-4, 257.
5. **CHUCK McSWAIN**
RB, Clemson, 6-0, 190.
6. **REGGIE COLLIER**
QB, Southern Mississippi, 6-3, 207.
7. **CHRIS SCHULTZ**
T, Arizona, 6-8, 259.
8. **LAWRENCE RICKS**
RB, Michigan, 5-9, 194.
9. **AL GROSS**
S, Arizona, 6-3, 186.
10. **ERIC MORAN**
T, Washington, 6-5, 282.
11. **DAN TAYLOR**
T, Idaho State, 6-3, 258.
12. **LORENZO BOUIER**
RB, Maine, 6-0, 209.

1984

(Drafted Alternately
25th and 26th)

1. **BILLY CANNON**
LB, Texas A&M, 6-4, 235.
2. (A) **VICTOR SCOTT**
DB, Colorado, 6-0, 192 - Choice from Houston thru Minnesota for **BUTCH JOHNSON**.
2. (B) **NO CHOICE**
Choice to Houston for **MIKE RENFRO**.
3. **FRED CORNWELL**
TE, Southern Cal, 6-6, 236.
4. **STEVE DeOssie**
LB, Boston College, 6-2, 250.

5. (A) **STEVE PELLUER**
QB, Washington, 6-4, 204 - Choice from Tampa Bay for **DANNY SPRADLIN**.
5. (B) **NORM GRANGER**
RB, Iowa, 5-9, 217.
6. (A) **EUGENE LOCKHART**
LB, Houston, 6-2, 228 - Choice from Chicago for **JAY SALDI**.
6. (B) **JOE LEVELIS**
G, Iowa, 6-3, 270.
7. **ED MARTIN**
LB, Indiana State, 6-3, 218.
8. **MIKE REVELL**
RB, Bethune-Cookman, 5-11, 197.
9. (A) **JOHN HUNT**
OL, Florida, 6-4, 262 - Choice from Indianapolis for **RAUL ALLEGRE**.
9. (B) **NEAL MAUNE**
OL, Notre Dame, 6-4, 249.
10. **BRIAN SALONEN**
TE, Montana, 6-3, 227.
11. **DOWE AUGHTMAN**
DL, Auburn, 6-2, 272.
12. **CARL LEWIS**
WR, Houston, 6-3, 187.

1985

(Drafted Alternately
17th, 16th, 20th,
19th, 18th)

1. **KEVIN BROOKS**
DE, Michigan, 6-7, 265.
2. **JESSE PENN**
LB, Virginia Tech, 6-3, 255.
3. **CRAWFORD KER**
G, Florida, 6-4, 290.
4. **ROBERT LAVETTE**
RB, Georgia Tech, 5-11, 195.
5. (A) **HERSCHEL WALKER**
RB, Georgia, 6-1, 224 - Choice from Houston for **BUTCH JOHNSON**.
5. (B) **MATT DARWIN**
C/G, Texas A&M, 6-4, 265 - Choice from Cleveland thru Buffalo for **ROD HILL**.
6. (A) **KURT PLOEGER**
DT, Gustavus Adolphus, 6-5, 250 - Choice from Indianapolis for **STEVE WRIGHT**.
6. (B) **MATT MORAN**
C/G, Stanford, 6-4, 265.
7. (A) **KARL POWE**
WR, Alabama State, 6-2, 175 - Choice from San Diego thru Kansas City for **LAWRENCE RICKS**.
7. (B) **JIM HERRMANN**
DE, Brigham Young, 6-6, 265.

8. **LEON GONZALEZ**
WR, Bethune-Cookman, 5-10, 160.
9. **SCOTT STRASBURGER**
LB, Nebraska, 6-1, 220.
10. **JOE JONES**
TE, Virginia Tech, 6-4, 245.
11. **NEAL DELLOCONO**
LB, UCLA, 6-1, 220.
12. **KARL JORDAN**
LB, Vanderbilt, 6-2, 245.

1986

(Drafted Alternately
21st, 20th, 19th and 18th)

1. (A) **MIKE SHERRARD**
WR, UCLA, 6-2, 185 - Choice from San Francisco for Cowboys first and fifth - round choices.
1. (B) **NO CHOICE**
Choice given to San Francisco along with fifth-round choice for San Francisco's first-round choice.
2. **DARRYL CLACK**
RB, Arizona State, 5-10, 207 - Choice from Indianapolis for **GARY HOGEBOOM**.
3. **MARK WALEN**
DT, UCLA, 6-5, 265.
4. **MAX ZENDEJAS**
K, Arizona, 5-11, 184.
5. **NO CHOICE**
Choice given to San Francisco along with first-round choice for San Francisco's first-round choice.
6. (A) **THORNTON CHANDLER**
TE, Alabama, 6-5, 238 - Choice from Buffalo for **ROD HILL**.
6. (B) **STAN GELBAUGH**
QB, Maryland, 6-3, 207 - Choice from Detroit for **ANGELO KING**.
6. (C) **LLOYD YANCEY**
G, Temple, 6-4, 275.
7. **JOHNNY HOLLOWAY**
DB, Kansas, 5-11, 181.
8. **TOPPER CLEMONS**
RB, Wake Forest, 5-11, 205.
9. **JOHN IONATA**
G, Florida State, 6-2, 280.
10. **BRYAN CHESTER**
G, Texas, 6-4, 260.
11. **GARTH JAX**
LB, Florida State, 6-2, 225.
12. (A) **CHRIS DULIBAN**
LB, Texas, 6-2, 216 - Choice from Buffalo for **ROD HILL**.
12. (B) **TONY FLACK**
DB, Georgia, 6-1, 184.

1987**(Drafted Alternately
12th and 11th)**

- DANNY NOONAN**
DT, Nebraska, 6-4, 282.
- RON FRANCIS**
CB, Baylor, 5-9, 201.
- JEFF ZIMMERMAN**
OL, Florida, 6-3, 310.
- KELVIN MARTIN**
WR, Boston College, 5-9, 161.
- EVERETT GAY**
WR, Texas, 6-2, 204.
- JOE ONOSAI**
OL, Hawaii, 6-3, 283.
- KEVIN SWEENEY**
QB, Fresno State, 6-0, 191.
- KEVIN GOGAN**
T, Washington, 6-7, 295.
- ALVIN BLOUNT**
RB, Maryland, 5-9, 197.
- DALE JONES**
LB, Tennessee, 6-1, 234.
- JEFF WARD**
K, Texas, 5-9, 169.
- SCOTT ARMSTRONG**
LB, Florida, 6-1, 230.

1988**(Drafted Alternately
11th, 14th, 13th and 12th)**

- MICHAEL IRVIN**
WR, Miami, Fla., 6-2, 198.
- KEN NORTON, JR.**
LB, UCLA, 6-2, 224.
- MARK HUTSON**
G, Oklahoma, 6-3, 292.
- DAVE WIDELL**
T, Boston College, 6-6, 297.
- NO CHOICE**
Choice given to Seattle for RON ESSINK
- SCOTT SECULES**
QB, Virginia, 6-3, 220.
- OWEN HOOVEN**
T, Oregon State, 6-8, 302.
- MARK HIGGS**
RB, Kentucky, 5-7, 188.
- BRIAN BEDFORD**
WR, California, 6-4, 209.
- BILLY OWENS**
DB, Pittsburgh, 6-1, 198.
- CHAD HENNINGS**
DE, Air Force, 6-5, 251.
- BEN HUMMEL**
LB, UCLA, 6-4, 234.

1989**(Drafted 1st)**

- TROY AIKMAN**
QB, UCLA, 6-3, 220.
- (A) NO CHOICE**
Choice given along with sixth-round choice to L.A. Raiders for their second, third and fifth-round choices.
- (B) DARYL JOHNSTON**
FB, Syracuse, 6-2, 237 - Choice from L.A. Raiders along with third and fifth-round choices for Cowboys' second and sixth-round choices.
- (A) MARK STEPANSKI**
OL, Pittsburgh, 6-2, 269.
- (B) RHONDY WESTON**
DE, Florida, 6-5, 274 - Choice from L.A. Raiders along with second and fifth-round choices for Cowboys second and sixth-round choices.
- TONY TOLBERT**
DE, Texas-El Paso, 6-6, 245.
- (A) KEITH JENNINGS**
TE, Clemson, 6-4, 241.
- (B) WILLIS CROCKETT**
LB, Georgia Tech, 6-3, 221 - Choice from L.A. Raiders along with second and third-round choices for Cowboys second and sixth-round choices.
- (C) JEFF ROTH**
DT, Florida, 6-3, 256 - Choice from Denver for TONY DORSETT.
- NO CHOICE**
Choice given to L.A. Raiders along with second-round choice for Raiders second, third and fifth-round choices.
- KEVIN PETERSON**
LB, Northwestern, 6-2, 227.
- CHARVEZ FOGER**
RB, Nevada-Reno, 5-10, 211.
- TIM JACKSON**
DB, Nebraska, 5-11, 192.
- ROD CARTER**
LB, Miami, Fla., 6-1, 228.
- RANDY SHANNON**
LB, Miami, Fla., 6-0, 224.
- SCOTT ANKROM**
WR, Texas Christian, 6-1, 200.

1990**(Drafted 1st)**

- (A) NO CHOICE**
Choice used to select STEVE WALSH in the 1989 supplemental draft.

1. (B) EMMITT SMITH

RB, Florida, 5-9, 199 - Choice from Pittsburgh for first-round choice obtained from Minnesota and third-round choice obtained from San Francisco.

2. ALEXANDER WRIGHT

WR, Auburn, 6-0, 187.

3. (A) NO CHOICE

Choice to Minnesota in HERSCHEL WALKER trade.

3. (B) JIMMIE JONES

DT, Miami, Fla., 6-4, 284. - Choice from New England along with sixth and eighth-round choices for third-round choice obtained from Denver, fifth-round choice obtained from Miami and Cowboys seventh-round choice.

4. NO CHOICE

Choice to Denver in KEVIN BROOKS trade.

5. (A) NO CHOICE

Choice to Washington for DEAN HAMEL.

5. (B) STAN SMAGALA

CB, Notre Dame, 5-10, 184 - Choice from L.A. Raiders for sixth-round choice obtained from Minnesota, eighth-round choice obtained from New England, ninth-round choice obtained from Seattle, 10th-round choice obtained from Indianapolis and 11th-round choice obtained from San Francisco.

6. NO CHOICE

Choice to San Diego along with sixth-round choice obtained from New England and sixth-round choice obtained from N.Y. Giants for San Diego's third round choice in 1991.

7. NO CHOICE

Choice given to New England along with third-round choice obtained from Denver and fifth-round choice obtained from Miami for New England's third, sixth and eighth-round choices.

8. NO CHOICE

Choice to Detroit for PAUL PALMER.

9. KENNETH GANT

CB, Albany State, GA, 5-11, 178.

10. NO CHOICE

Choice to Minnesota in HERSCHEL WALKER trade.

11. DAVE HARPER

LB, Humboldt State, 6-1, 220.

12. NO CHOICE

Choice used to select MIKE LOWMAN in the 1989 supplemental draft.

1991

(Drafted Alternately
13th and 14th)

1. (A) **RUSSELL MARYLAND**
DT, Miami, 6-1, 274 - Choice from New England for first-round choice in 1991 obtained from Minnesota, second-round choice in 1991, Ron Francis, David Howard and Eugene Lockhart.
1. (B) **ALVIN HARPER**
WR, Tennessee, 6-3, 204.
2. (A) **DIXON EDWARDS**
LB, Michigan State, 6-1, 220 - Choice obtained from Detroit in trade for first-round choice in 1991 obtained from Washington.
3. (A) **GODFREY MYLES**
LB, Florida, 6-1, 242 - Choice obtained from San Diego for 1990 draft choices.
3. (B) **JAMES RICHARDS**
G, California, 6-4, 289 - Choice obtained from Detroit in trade for first-round choice in 1991 obtained from Washington.

3. (C) NO CHOICE

Choice to Minnesota in Hershel Walker trade.

3. (D) **ERIK WILLIAMS**

T, Central St. (OH), 6-5, 304 - Choice obtained from New Orleans in Steve Walsh trade.

4. (A) **CURVIN RICHARDS**

RB, Pittsburgh, 5-9, 200.

4. (B) **BILL MUSGRAVE**

QB, Oregon, 6-2, 196 - Choice obtained from Kansas City in Steve Pelluer trade.

4. (C) **TONY HILL**

DE, Tenn.-Chattanooga, 6-6, 250 - Choice obtained from Detroit in trade for first-round choice in 1991 obtained from Washington.

4. (D) **KEVIN HARRIS**

DE, Tex. Southern, 6-5, 248 - Choice obtained from New England in trade for first-round pick in 1991 obtained from Minnesota.

5. (A) NO CHOICE

Choice sent to L.A. Raiders for John Gesek.

5. (B) **DARRICK BROWNLOW**

LB, Illinois, 5-10, 245 - Choice obtained from Washington in trade for first-round choice in 1991 obtained from New England.

6. **MIKE SULLIVAN**

OL, Miami, 6-3, 278.

7. (A) **LEON LETT**

DE, Emporia (KS) St., 6-6, 273 - Choice obtained from Denver in Dave Widell trade.

7. (B) NO CHOICE

Choice sent to L.A. Raiders for Dale Hellestrae.

8. NO CHOICE

Choice sent to Phoenix for Rob Awalt.

9. **DAMON MAYS**

WR, Missouri, 5-9, 166.

10. **SEAN LOVE**

G, Penn State, 6-3, 285.

11. **TONY BOLES**


RB, Michigan, 6-1, 196.

12. **LARRY BROWN**

CB, Tex. Christian, 5-11, 184.

BOLD Indicates Made Active Roster





THE OPPONENTS

THE OPPONENTS

Atlanta Falcons (Dallas Leads Series 10-5)

Year	Site	Winner-Score	Att.
1966	Atlanta	Dallas, 47-14	56,990
1967	Dallas	Dallas, 37-7	54,751
1969	Atlanta	Dallas, 24-17	54,833
1970	Dallas	Dallas, 13-0	53,611
1974	Atlanta	Dallas, 24-0	52,322
1976	Atlanta	Atlanta, 17-10	54,972
1978*	Dallas	Dallas, 27-20	60,388
1980*	Atlanta	Dallas, 30-27	60,022
1985	Dallas	Dallas, 24-10	57,941
1986	Dallas	Atlanta, 37-35	62,880
1987	Dallas	Atlanta, 21-10	40,103
1988	Dallas	Dallas, 26-20	39,702
1989	Atlanta	Atlanta, 27-21	55,285
1990	Atlanta	Atlanta, 26-7	50,097
1991	Dallas	Dallas, 31-27	60,962

1992 Dec. 21 at Atlanta

*NFC Divisional Playoffs

ATLANTA FALCONS

'91 Results (10-6)	'92 Schedule
3 @ Kansas City	14 Sept. 6-N.Y. Jets
13 Minnesota	20 Sept. 13-@ Washington
19 @ San Diego	10 Sept. 20-New Orleans
21 L.A. Raiders	17 Sept. 27-@ Chicago
6 New Orleans	27 Oct. 4-Green Bay
39 San Francisco	34 Oct. 11-@ Miami
10 @ Phoenix	16 Oct. 18-@ San Francisco
31 L.A. Rams	14 Oct. 25-open date
17 @ San Francisco	14 Nov. 1-L.A. Rams
17 @ Washington	56 Nov. 9-San Francisco
43 Tampa Bay	7 Nov. 15-Phoenix
23 @ New Orleans (OT)	20 Nov. 22-@ Buffalo
35 Green Bay	31 Nov. 29-New England
31 @ L.A. Rams	14 Dec. 3-@ New Orleans
26 Seattle	13 Dec. 13-@ Tampa Bay
27 @ DALLAS	31 Dec. 21-DALLAS
361	338 Dec. 27-@ L.A. Rams

Buffalo Bills (Dallas Leads Series, 3-1)

Year	Site	Winner-Score	Att.
1971	Buffalo	Dallas, 49-37	46,206
1976	Dallas	Dallas, 17-10	51,779
1981	Dallas	Dallas, 27-14	62,583
1984	Buffalo	Buffalo, 14-3	74,391

Chicago Bears (Dallas Leads Series, 9-6)

Year	Site	Winner-Score	Att.
1960	Chicago	Chicago, 17-7	39,951
1962	Dallas	Chicago, 34-33	12,692
1964	Chicago	Dallas, 24-10	47,527
1968	Chicago	Dallas, 34-3	46,667
1971	Chicago	Chicago, 23-19	55,049
1973	Chicago	Dallas, 20-17	55,701
1976	Dallas	Dallas, 31-21	61,346

Continued

Chicago Bears Cont.

1977*	Dallas	Dallas, 37-7	62,920
1979	Dallas	Dallas, 24-20	64,056
1981	Dallas	Dallas, 10-9	63,499
1984	Chicago	Dallas, 23-14	63,623
1985	Dallas	Chicago, 44-0	63,855
1986	Dallas	Chicago, 24-10	57,256
1988	Chicago	Chicago, 17-7	64,759
1991**	Chicago	Dallas, 17-13	62,594

1992 Dec. 27 at Dallas

*NFC Divisional Playoffs

**NFC First-Round Playoffs

CHICAGO BEARS

'91 Results (11-5)	'92 Schedule
10 Minnesota	6 Sept. 6-Detroit
21 @ Tampa Bay	20 Sept. 13-@ New Orleans
20 N.Y. Giants	17 Sept. 21-N.Y. Giants
19 N.Y. Jets (OT)	13 Sept. 27-Atlanta
20 @ Buffalo	35 Oct. 4-@ Minnesota
7 Washington	20 Oct. 11-open date
10 @ Green Bay	0 Oct. 18-Tampa Bay
20 @ New Orleans	17 Oct. 25-@ Green Bay
20 Detroit	10 Nov. 2-Minnesota
34 @ Minnesota	17 Nov. 8-Cincinnati
31 @ Indianapolis	17 Nov. 15-@ Tampa Bay
13 Miami (OT)	16 Nov. 22-Green Bay
6 @ Detroit	16 Nov. 29-@ Cleveland
27 Green Bay	13 Dec. 7-@ Houston
27 Tampa Bay	0 Dec. 13-Pittsburgh
14 @ San Francisco	52 Dec. 20-@ Detroit
299	269 Dec. 27-@ DALLAS

Cincinnati Bengals (Dallas Leads Series, 3-2)

Year	Site	Winner-Score	Att.
1973	Dallas	Dallas, 38-10	58,802
1979	Dallas	Dallas, 38-13	63,179
1985	Cincinnati	Cincinnati, 50-24	56,936
1988	Dallas	Cincinnati, 38-24	37,865
1991	Dallas	Dallas, 35-23	63,275

Cleveland Browns (Cleveland Leads Series 16-10)

Year	Site	Winner-Score	Att.
1960	Dallas	Cleve., 48-7	28,500
1961	Cleve.	Cleve., 25-7	43,638
1961	Dallas	Cleve., 38-17	23,500
1962	Cleve.	Cleve., 19-10	40,040
1962	Dallas	Dallas, 45-21	24,226
1963	Dallas	Cleve., 41-24	28,710
1963	Cleve.	Cleve., 27-17	55,096
1964	Cleve.	Cleve., 27-6	72,062
1964	Dallas	Cleve., 20-16	37,456
1965	Cleve.	Cleve., 23-17	80,451
1965	Dallas	Cleve., 24-17	76,251
1966	Cleve.	Cleve., 30-21	84,721
1966	Dallas	Dallas, 26-14	80,259
1967	Cleve.	Dallas, 21-14	81,039
1967*	Dallas	Dallas, 52-14	70,786
1968	Dallas	Dallas, 28-7	68,733
1968*	Cleve.	Cleve., 31-20	81,497

Continued

Cleveland Browns Cont.

1969	Cleve.	Cleve., 42-10	84,850
1969*	Dallas	Cleve., 38-14	69,321
1970	Cleve.	Dallas, 6-2	75,458
1974	Dallas	Dallas, 41-17	48,754
1979	Cleve.	Cleve., 26-7	80,123
1982	Dallas	Dallas, 31-14	46,267
1985	Dallas	Dallas, 20-7	61,456
1988	Cleve.	Cleve., 24-21	77,683
1991	Cleve.	Dallas, 26-14	78,860

*Eastern Conference Championship Game

**Denver Broncos
(Dallas Leads Series, 3-2)**

Year	Site	Winner-Score	Att.
1973	Denver	Dallas, 22-10	51,706
1977	Dallas	Dallas, 14-6	63,752
1978*	N. Orleans	Dallas, 27-10	76,400
1980	Denver	Denver, 41-20	74,919
1986	Denver	Denver, 29-14	76,082

1992 Dec. 6 at Denver

*Super Bowl XII, Jan. 15, 1978

DENVER BRONCOS

'91 Results (12-4)	'92 Schedule
45 Cincinnati 14	Sept. 6-L.A. Raiders
13 @L.A. Raiders 16	Sept. 13-San Diego
16 Seattle 10	Sept. 20-@Philadelphia
27 San Diego 19	Sept. 27-@Cleveland
13 @Minnesota 6	Oct. 4-Kansas City
14 @Houston 42	Oct. 12-@Washington
19 Kansas City 16	Oct. 18-Houston
9 @New England 6	Oct. 25-@San Diego
20 Pittsburgh 13	Nov. 1-open date
16 L.A. Raiders 17	Nov. 8-N.Y. Jets
24 @Kansas City 20	Nov. 15-N.Y. Giants
10 @Seattle 13	Nov. 22-@L.A. Raiders
20 New England 3	Nov. 30-@Seattle
17 @Cleveland 7	Dec. 6-DALLAS
24 Phoenix 19	Dec. 12-@Buffalo
17 @San Diego 14	Dec. 20-Seattle
304	235 Dec. 27-@Kansas City

**Detroit Lions
(Dallas Leads Series 7-6)**

Year	Site	Winner-Score	Att.
1960	Detroit	Detroit, 23-14	43,272
1963	Dallas	Dallas, 17-14	27,262
1968	Dallas	Dallas, 59-13	61,382
1970*	Dallas	Dallas, 5-0	73,167
1972	Dallas	Dallas, 28-24	65,378
1975	Detroit	Dallas, 36-10	79,784
1977	Dallas	Dallas, 37-0	63,160
1981	Detroit	Detroit, 27-24	79,694
1985	Detroit	Detroit, 26-21	72,985
1986	Detroit	Dallas, 31-7	73,812
1987	Detroit	Detroit, 27-17	45,325
1991	Detroit	Detroit, 34-10	74,906
1991*	Detroit	Detroit, 38-6	78,290

1992 Nov. 8 at Detroit

*NFC Divisional Playoff Game

DETROIT LIONS

'91 Results (12-4)	'92 Schedule
0 @Washington 45	Sept. 6-@Chicago
23 Green Bay 14	Sept. 13-Minnesota
17 Miami 13	Sept. 20-@Washington
33 @Indianapolis 24	Sept. 27-Tampa Bay
31 Tampa Bay 3	Oct. 4-New Orleans
24 Minnesota 20	Oct. 11-open date
3 @San Francisco 35	Oct. 15-@Minnesota
34 DALLAS 10	Oct. 25-Tampa Bay
10 @Chicago 20	Nov. 1-Green Bay
21 @Tampa Bay 30	Nov. 8-DALLAS
21 L.A. Rams 10	Nov. 15-@Pittsburgh
34 @Minnesota 14	Nov. 22-@Cincinnati
16 Chicago 6	Nov. 26-Houston
34 N.Y. Jets 20	Dec. 6-@Green Bay
21 @Green Bay 17	Dec. 13-Cleveland
17 @Buffalo 14	Dec. 20-Chicago
339	295 Dec. 28-@San Francisco

**Green Bay Packers
(Green Bay Leads Series 10-6)**

Year	Site	Winner-Score	Att.
1960	Gr. Bay	Green Bay, 41-7	32,294
1964	Dallas	Green Bay, 45-21	44,975
1965	Milwau.	Green Bay, 13-3	48,311
1966*	Dallas	Green Bay, 34-27	75,504
1967*	Gr. Bay	Green Bay, 21-17	50,861
1968	Dallas	Green Bay, 28-17	74,604
1970	Dallas	Dallas, 16-3	67,182
1972	Milwau.	Green Bay, 16-14	47,103
1975	Dallas	Green Bay, 19-17	64,934
1978	Milwau.	Dallas, 42-14	55,256
1980	Milwau.	Dallas, 28-7	54,776
1982**	Dallas	Dallas, 37-26	63,972
1984	Dallas	Dallas, 20-6	64,222
1989	Gr. Bay	Green Bay, 31-13	56,656
1989	Dallas	Green Bay, 20-10	41,265
1991	Milwau.	Dallas, 20-17	53,695

*NFL Championship Game

**Super Bowl Tournament

**Houston Oilers
(Dallas Leads Series, 4-3)**

Year	Site	Winner-Score	Att.
1970	Dallas	Dallas, 52-10	50,504
1974	Houston	Dallas, 10-0	49,775
1979	Dallas	Houston, 30-24	63,897
1982	Houston	Dallas, 37-7	51,808
1985	Houston	Dallas, 17-10	49,666
1988	Dallas	Houston, 25-17	50,845
1991	Houston	Houston, 26-23 (OT)	63,001

**Indianapolis Colts
(Dallas Leads Series, 6-3)**

Year	Site	Winner-Score	Att.
1960	Dallas	Baltimore, 45-7	25,500
1967	Balt.	Baltimore, 23-17	60,238
1969	Dallas	Dallas, 27-10	63,191
1970*	Miami	Baltimore, 16-13	80,055
1972	Balt.	Dallas, 21-0	58,992
1976	Dallas	Dallas, 30-27	64,237
1978	Dallas	Dallas, 38-0	64,224
1981	Balt.	Dallas, 37-13	54,871
1984	Dallas	Dallas, 22-3	58,724

*Super Bowl V, Jan. 17, 1971

Kansas City Chiefs (Series Tied, 2-2)

Year	Site	Winner-Score	Att.
1970	Kan. City	Dallas, 27-16	51,158
1975	Dallas	Kansas City, 34-31	63,539
1983	Dallas	Dallas, 41-21	64,103
1989	Kan. City	Kansas City, 36-28	76,841

1992 Oct. 18 at Dallas

KANSAS CITY CHIEFS

'91 Results (10-6)	'92 Schedule
14 Atlanta 3	Sept. 6-@San Diego
10 New Orleans 17	Sept. 13-Seattle
7 @Houston 17	Sept. 20-@Houston
20 Seattle 13	Sept. 28-L.A. Raiders
14 @San Diego 13	Oct. 4-@Denver
33 Buffalo 6	Oct. 11-Philadelphia
42 Miami 7	Oct. 18-@DALLAS
16 @Denver 19	Oct. 25-Pittsburgh
24 L.A. Raiders 21	Nov. 1-open date
27 @L.A. Rams 20	Nov. 8-San Diego
20 Denver 24	Nov. 15-Washington
15 @Cleveland 20	Nov. 22-@Seattle
19 @Seattle 6	Nov. 29-@N.Y. Jets
20 San Diego 17	Dec. 6-@L.A. Raiders
14 @San Francisco 28	Dec. 13-New England
27 @L.A. Raiders 21	Dec. 19-@N.Y. Giants
322 252	Dec. 27-Denver

L.A. Raiders (Raiders Lead Series, 3-1)

Year	Site	Winner-Score	Att.
1974	Oakland	Oakland, 27-23	45,850
1980	Oakland	Dallas, 19-13	53,194
1983	Dallas	L.A., 40-38	64,991
1986	Dallas	L.A., 17-13	61,706

1992 Oct. 25 at Los Angeles

L.A. RAIDERS

'91 Results (9-7)	'92 Schedule
17 @Houston 47	Sept. 6-@Denver
16 Denver 13	Sept. 13-@Cincinnati
16 Indianapolis 0	Sept. 20-Cleveland
17 @Atlanta 21	Sept. 28-@Kansas City
12 San Francisco 6	Oct. 4-N.Y. Giants
13 San Diego 21	Oct. 11-Buffalo
23 @Seattle (OT) 20	Oct. 18-@Seattle
20 L.A. Rams 17	Oct. 25-DALLAS
21 @Kansas City 24	Nov. 1-open date
17 @Denver 16	Nov. 8-@Philadelphia
31 Seattle 7	Nov. 15-Seattle
38 @Cincinnati 14	Nov. 22-Denver
9 @San Diego 7	Nov. 29-@San Diego
27 Buffalo (OT) 30	Dec. 6-Kansas City
0 @New Orleans 27	Dec. 14-@Miami
21 Kansas City 27	Dec. 20-San Diego
298 297	Dec. 26-@Washington

L.A. Rams (Series Tied, 12-12)

Year	Site	Winner-Score	Att.
1960	Dallas	L.A., 38-13	16,000
1962	L.A.	Dallas, 27-17	26,907
1967	Dallas	L.A., 35-13	75,229
1969	L.A.	L.A., 24-23	79,105

Continued

L.A. Rams Cont.

Year	Site	Winner-Score	Att.
1971	Dallas	Dallas, 28-21	66,595
1973	L.A.	L.A., 37-31	81,428
1973*	Dallas	Dallas, 27-16	64,291
1975	Dallas	Dallas, 18-7	49,091
1975**	L.A.	Dallas, 37-7	84,483
1976*	Dallas	L.A., 14-12	62,436
1978	L.A.	L.A., 27-14	65,749
1978**	L.A.	Dallas, 28-0	67,470
1979	Dallas	Dallas, 30-6	64,462
1979*	Dallas	L.A., 21-19	64,792
1980	L.A.	L.A., 38-14	62,548
1980\$	Dallas	Dallas, 34-13	64,533
1981	Dallas	Dallas, 29-17	64,649
1983\$	Dallas	L.A., 24-17	43,521
1984	L.A.	Dallas, 20-13	65,403
1985*	L.A.	L.A., 20-0	66,351
1986	L.A.	L.A., 29-10	64,949
1987	L.A.	Dallas, 29-21	60,700
1989	Dallas	L.A., 35-31	66,100
1990	L.A.	Dallas, 24-21	58,589

1992 Nov. 15 at Dallas

\$ NFC Wild Card Game

* NFC Division Playoff Game

** NFC Championship Game

LOS ANGELES RAMS

'91 Results (3-13)	'92 Schedule
14 Phoenix 24	Sept. 6-@Buffalo
19 @N.Y. Giants 13	Sept. 13-New England
7 @New Orleans 24	Sept. 20-@Miami
10 @San Francisco 27	Sept. 27-N.Y. Jets
23 Green Bay 21	Oct. 4-@San Francisco
30 San Diego 24	Oct. 11-@New Orleans
17 @L.A. Raiders 20	Oct. 18-N.Y. Giants
14 @Atlanta 31	Oct. 25-open date
17 New Orleans 24	Nov. 1-@Atlanta
20 Kansas City 27	Nov. 8-Phoenix
10 @Detroit 21	Nov. 15-@DALLAS
10 San Francisco 33	Nov. 22-San Francisco
6 Washington 27	Nov. 29-Minnesota
14 Atlanta 31	Dec. 6-@Tampa Bay
14 @Minnesota 20	Dec. 13-New Orleans
9 @Seattle 23	Dec. 20-@Green Bay
234 390	Dec. 27-Atlanta

Miami Dolphins (Miami Leads Series, 5-2)

Year	Site	Winner-Score	Att.
1971*	N.Orleans	Dallas, 24-3	81,035
1973	Dallas	Miami, 14-7	64,100
1978	Miami	Miami, 23-16	69,414
1981	Dallas	Dallas, 28-27	64,221
1984	Miami	Miami, 28-21	74,139
1987	Dallas	Miami, 20-14	56,519
1989	Dallas	Miami, 17-14	56,044

*Super Bowl VI, Jan. 16, 1972

Minnesota Vikings (Dallas Leads Series, 10-7)

Year	Site	Winner-Score	Att.
1961	Dallas	Dallas, 21-7	20,500
1961	Minn.	Dallas, 28-0	33,070
1966	Dallas	Dallas, 28-17	64,116
1968	Dallas	Dallas, 20-7	47,644

Continued

Minnesota Vikings Cont.

1970	Minn.	Minn., 54-13	47,900
1971*	Minn.	Dallas, 20-12	49,100
1973**	Dallas	Minn., 27-10	64,524
1974	Dallas	Minn., 23-21	57,847
1975*	Minn.	Dallas, 17-14	48,341
1977	Minn.	Dallas, 16-10(OT)	47,678
1977**	Dallas	Dallas, 23-6	61,968
1978	Dallas	Minn., 21-10	61,848
1979	Minn.	Dallas, 36-20	47,572
1982	Minn.	Minn., 31-27	60,007
1983	Minn.	Dallas, 37-24	60,774
1987	Dallas	Minn., 44-38(OT)	54,229
1988	Dallas	Minn., 43-3	57,830

*NFC Divisional Playoff Game

**NFC Championship Game

New England Patriots (Dallas Leads Series, 6-0)

Year	Site	Winner-Score	Att.
1971	Dallas	Dallas, 44-21	65,708
1975	N. Eng.	Dallas, 34-31	60,905
1978	Dallas	Dallas, 17-10	63,263
1981	N. Eng.	Dallas, 35-21	60,311
1984	Dallas	Dallas, 20-17	55,341
1987	N. Eng.	Dallas, 23-17(OT)	60,567

New Orleans Saints (Dallas Leads Series, 13-3)

Year	Site	Winner-Score	Att.
1967	Dallas	Dallas, 14-10	52,562
1967	N.O.	Dallas, 27-10	83,437
1968	N.O.	Dallas, 17-3	84,728
1969	N.O.	Dallas, 21-17	79,567
1969	Dallas	Dallas, 33-17	68,282
1971	N.O.	N.O., 24-14	83,088
1973	Dallas	Dallas, 40-3	53,972
1976	N.O.	Dallas, 24-6	61,413
1978	Dallas	Dallas, 27-7	57,920
1982	Dallas	Dallas, 21-7	64,506
1983	Dallas	Dallas, 21-20	62,136
1984	Dallas	Dallas, 30-27(OT)	50,966
1988	N.O.	N.O., 20-17	68,474
1989	N.O.	N.O., 28-0	66,977
1990	Dallas	Dallas, 17-13	60,087
1991	Dallas	Dallas, 23-14	64,530

New York Giants (Dallas Leads Series, 36-21-2)

Year	Site	Winner-Score	Att.
1960	New York	Tie, 31-31	55,033
1961	Dallas	New York, 31-10	41,500
1961	New York	Dallas, 17-16	60,254
1962	Dallas	New York, 41-10	45,668
1962	New York	New York, 41-31	62,694
1963	New York	New York, 37-21	62,889
1963	Dallas	New York, 34-27	29,635
1964	Dallas	Tie, 13-13	33,225
1964	New York	Dallas, 31-21	63,031
1965	Dallas	Dallas, 31-2	59,366
1965	New York	Dallas, 38-20	62,871
1966	Dallas	Dallas, 52-7	60,010
1966	New York	Dallas, 17-7	62,735
1967	Dallas	Dallas, 38-24	66,209
1968	Dallas	New York, 27-21	72,163
1968	New York	Dallas, 28-10	62,617

Continued

New York Giants Cont.

1969	Dallas	Dallas, 25-3	58,964
1970	Dallas	Dallas, 28-10	57,236
1970	New York	New York, 23-20	62,938
1971	Dallas	Dallas, 20-13	68,378
1971	New York	Dallas, 42-14	62,815
1972	New York	Dallas, 23-14	62,725
1972	Dallas	New York, 23-3	64,602
1973	Dallas	Dallas, 45-28	64,898
1973	N. Haven	Dallas, 23-10	70,128
1974	Dallas	New York, 14-6	46,353
1974	N. Haven	Dallas, 21-7	61,191
1975	New York	Dallas, 13-7	56,511
1975	Dallas	Dallas, 14-3	53,329
1976	New York	Dallas, 24-14	76,042
1976	Dallas	Dallas, 9-3	58,870
1977	Dallas	Dallas, 41-21	64,215
1977	New York	Dallas, 24-10	74,532
1978	New York	Dallas, 34-24	73,265
1978	Dallas	Dallas, 24-3	64,869
1979	New York	Dallas, 16-14	76,490
1979	Dallas	Dallas, 28-7	63,787
1980	Dallas	Dallas, 24-3	59,126
1980	New York	New York, 38-35	68,343
1981	Dallas	Dallas, 18-10	63,499
1981	New York	N.Y., 13-10(OT)	73,009
1983	Dallas	Dallas, 28-13	62,347
1983	New York	Dallas, 38-20	76,142
1984	New York	New York, 28-7	75,921
1984	Dallas	New York, 19-7	60,235
1985	New York	Dallas, 30-29	74,981
1985	Dallas	Dallas, 28-21	62,310
1986	Dallas	Dallas, 31-28	59,804
1986	New York	New York, 17-14	74,871
1987	New York	Dallas, 16-14	73,426
1987	Dallas	Dallas, 33-24	55,730
1988	Dallas	New York, 12-10	55,325
1988	New York	New York, 29-21	75,826
1989	Dallas	New York, 30-13	51,785
1989	New York	New York, 10-0	72,141
1990	Dallas	New York, 28-7	61,090
1990	New York	New York, 31-17	75,923
1991	Dallas	Dallas, 21-16	64,010
1991	New York	New York, 22-9	76,410

1992 Sept. 13 at New York

1992 Nov. 26 at Dallas

NEW YORK GIANTS

'91 Results (8-8)	'92 Schedule
16 San Francisco	14 Sept. 6-San Francisco
13 L.A. Rams	19 Sept. 13-DALLAS
17 @Chicago	20 Sept. 21-@Chicago
13 Cleveland	10 Sept. 27-open date
16 @DALLAS	21 Oct. 4-@L.A. Raiders
20 Phoenix	9 Oct. 11-Phoenix
23 @Pittsburgh	20 Oct. 18-@L.A. Rams
13 Washington	17 Oct. 25-Seattle
7 @Philadelphia	30 Nov. 1-@Washington
21 @Phoenix	14 Nov. 8-Green Bay
22 DALLAS	9 Nov. 15-@Denver
21 @Tampa Bay	14 Nov. 22-Philadelphia
24 @Cincinnati	19 Nov. 26-DALLAS
14 Philadelphia	27 Dec. 6-Washington
17 @Washington	34 Dec. 12-@Phoenix
24 Houston	20 Dec. 19-Kansas City
281	297 Dec. 27-@Philadelphia

N.Y. Jets (Dallas Leads Series, 4-1)

Year	Site	Winner-Score	Att.
1971	Dallas	Dallas, 52-10	66,689
1975	New York	Dallas, 31-21	37,279
1978	New York	Dallas, 30-7	52,532
1987	New York	Dallas, 38-24	12,370
1990	New York	New York, 24-9	68,086

Philadelphia Eagles (Dallas Leads Series, 37-26)

Year	Site	Winner-Score	Att.
1960	Dallas	Phil., 27-25	18,500
1961	Dallas	Phil., 43-7	25,000
1961	Phil.	Phil., 35-13	60,127
1962	Dallas	Dallas, 41-19	18,645
1962	Phil.	Phil., 28-14	58,070
1963	Phil.	Phil., 24-21	60,671
1963	Dallas	Dallas, 27-20	23,694
1964	Dallas	Phil., 17-14	55,972
1964	Phil.	Phil., 24-14	60,671
1965	Dallas	Phil., 35-24	56,249
1965	Phil.	Dallas, 21-19	54,714
1966	Dallas	Dallas, 56-7	69,372
1966	Phil.	Phil., 24-23	60,658
1967	Phil.	Phil., 21-14	60,740
1967	Dallas	Dallas, 38-17	55,834
1968	Phil.	Dallas, 45-13	60,858
1968	Dallas	Dallas, 34-14	72,083
1969	Phil.	Dallas, 38-7	60,658
1969	Dallas	Dallas, 49-14	71,509
1970	Phil.	Dallas, 17-7	59,728
1970	Dallas	Dallas, 21-17	55,736
1971	Phil.	Dallas, 42-7	65,358
1971	Dallas	Dallas, 20-7	60,178
1972	Dallas	Dallas, 28-6	55,850
1972	Phil.	Dallas, 28-7	65,720
1973	Phil.	Phil., 30-16	65,954
1973	Dallas	Dallas, 31-10	61,985
1974	Phil.	Phil., 13-10	64,088
1974	Dallas	Dallas, 31-24	43,586
1975	Phil.	Dallas, 20-17	64,889
1975	Dallas	Dallas, 27-17	57,893
1976	Dallas	Dallas, 27-7	54,052
1976	Phil.	Dallas, 26-7	55,072
1977	Phil.	Dallas, 16-10	65,507
1977	Dallas	Dallas, 24-14	60,289
1978	Dallas	Dallas, 14-7	60,525
1978	Phil.	Dallas, 31-13	64,667
1979	Dallas	Phil., 31-21	62,417
1979	Phil.	Dallas, 24-17	71,434
1980	Phil.	Phil., 17-10	70,696
1980	Dallas	Dallas, 35-27	62,548
1981*	Phil.	Phil., 20-7	70,696
1981	Phil.	Dallas, 17-14	72,111
1981	Dallas	Dallas, 21-10	64,955
1982	Dallas	Phil., 24-20	46,199
1983	Dallas	Dallas, 37-7	63,070
1983	Phil.	Dallas, 27-20	71,236
1984	Dallas	Dallas, 23-17	64,521
1984	Phil.	Dallas, 26-10	66,322
1985	Phil.	Phil., 16-14	70,114
1985	Dallas	Dallas, 35-17	54,047
1986	Phil.	Dallas, 17-14	68,572
1986	Dallas	Phil., 23-21	46,117
1987	Dallas	Dallas, 41-22	40,622
1987	Phil.	Phil., 37-20	61,630
1988	Phil.	Phil., 24-23	66,309
1988	Dallas	Phil., 23-7	46,131

Continued

Philadelphia Eagles Cont.

1989	Dallas	Phil., 27-0	54,444
1989	Phil.	Phil., 20-10	59,842
1990	Dallas	Phil., 21-20	62,605
1990	Phil.	Phil., 17-3	63,895
1991	Dallas	Phil., 24-0	62,656
1991	Phil.	Dallas, 25-13	65,854

1992 Oct. 5 at Philadelphia

1992 Nov. 1 at Dallas

*NFC Championship Game

PHILADELPHIA EAGLES

'91 Results (10-6)	'92 Schedule
20 @Green Bay	3 Sept. 6-New Orleans
10 Phoenix	26 Sept. 13-@Phoenix
24 @DALLAS	0 Sept. 20-Denver
23 Pittsburgh	14 Sept. 27-open date
0 @Washington	23 Oct. 5-DALLAS
13 @Tampa Bay	14 Oct. 11-@Kansas City
6 New Orleans	13 Oct. 18-@Washington
7 San Francisco	23 Oct. 25-Phoenix
30 N.Y. Giants	7 Nov. 1-@DALLAS
32 @Cleveland	30 Nov. 8-L.A. Raiders
17 Cincinnati	10 Nov. 15-@Green Bay
34 @Phoenix	14 Nov. 22-@N.Y. Giants
13 @Houston	6 Nov. 29-@San Francisco
19 @N.Y. Giants	14 Dec. 6-Minnesota
13 DALLAS	25 Dec. 13-@Seattle
24 Washington	22 Dec. 20-Washington
285	244 Dec. 27-N.Y. Giants

Phoenix Cardinals (Dallas Leads Series, 36-22-1)

Year	Site	Winner-Score	Att.
1960	St. Louis	St. Louis, 12-10	23,128
1961	Dallas	St. Louis, 31-17	20,500
1961	St. Louis	St. Louis, 31-13	15,384
1962	Dallas	St. Louis, 28-24	16,027
1962	St. Louis	St. Louis, 55-20	14,201
1963	Dallas	St. Louis, 34-7	36,432
1963	St. Louis	Dallas, 28-24	12,695
1964	Dallas	St. Louis, 16-6	36,605
1964	St. Louis	Dallas, 31-13	28,253
1965	St. Louis	St. Louis, 20-13	32,034
1965	Dallas	Dallas, 27-13	38,499
1966	St. Louis	Tie, 10-10	50,673
1966	Dallas	Dallas, 31-17	76,965
1967	Dallas	Dallas, 46-21	68,787
1968	Dallas	Dallas, 27-10	48,296
1969	Dallas	Dallas, 24-3	62,134
1970	St. Louis	St. Louis, 20-7	50,780
1970	Dallas	St. Louis, 38-0	69,323
1971	St. Louis	Dallas, 16-13	50,486
1971	Dallas	Dallas, 31-12	66,672
1972	Dallas	Dallas, 33-24	65,218
1972	St. Louis	Dallas, 27-6	49,787
1973	Dallas	Dallas, 45-10	64,729
1973	St. Louis	Dallas, 30-3	43,946
1974	St. Louis	St. Louis, 31-28	49,885
1974	Dallas	Dallas, 17-14	64,146
1975	Dallas	Dallas, 37-31	52,417
1975	St. Louis	St. Louis, 31-17	49,701
1976	St. Louis	St. Louis, 21-17	50,317
1976	Dallas	Dallas, 19-14	62,498
1977	St. Louis	Dallas, 30-24	50,129
1977	Dallas	St. Louis, 24-17	64,038
1978	Dallas	Dallas, 21-12	62,760
1978	St. Louis	Dallas, 24-21(OT)	48,991

Continued

Phoenix Cardinals Cont.

1979	St. Louis	Dallas, 22-21	50,855
1979	Dallas	Dallas, 22-13	64,300
1980	St. Louis	Dallas, 27-24	50,701
1980	Dallas	Dallas, 31-21	52,567
1981	Dallas	Dallas, 30-17	63,602
1981	St. Louis	St. Louis, 20-17	49,777
1982	St. Louis	Dallas, 24-7	50,705
1983	St. Louis	Dallas, 34-17	48,532
1983	Dallas	Dallas, 35-17	60,764
1984	Dallas	St. Louis, 31-20	61,438
1984	St. Louis	Dallas, 24-17	48,721
1985	St. Louis	St. Louis, 21-10	49,347
1985	Dallas	Dallas, 35-17	54,125
1986	St. Louis	Dallas, 31-7	49,077
1986	Dallas	Dallas, 37-6	60,756
1987	St. Louis	St. Louis, 24-13	47,241
1987	Dallas	Dallas, 21-16	36,788
1988	Phoenix	Dallas, 17-14	67,139
1988	Dallas	Phoenix, 16-10	42,196
1989	Dallas	Phoenix, 19-10	44,431
1989	Phoenix	Phoenix, 24-20	49,657
1990	Phoenix	Phoenix, 20-3	45,235
1990	Dallas	Dallas, 41-10	60,190
1991	Phoenix	Dallas, 17-9	68,814
1991	Dallas	Dallas, 27-7	61,190

1992 Sept. 20 at Dallas

1992 Nov. 22 at Phoenix

PHOENIX CARDINALS

'91 Results (4-12)		'92 Schedule	
24	@L.A. Rams	14	Sept. 6-@Tampa Bay
26	@Philadelphia	10	Sept. 13-Philadelphia
0	@Washington	34	Sept. 20-@DALLAS
9	DALLAS	17	Sept. 27-open date
24	New England	10	Oct. 4-Washington
9	@N.Y. Giants	20	Oct. 11-@N.Y. Giants
7	@Minnesota	34	Oct. 18-New Orleans
16	Atlanta	10	Oct. 25-@Philadelphia
0	Minnesota	28	Nov. 1-San Francisco
7	@DALLAS	21	Nov. 8-@L.A. Rams
14	N.Y. Giants	27	Nov. 15-@Atlanta
10	@San Francisco	14	Nov. 22-DALLAS
14	Philadelphia	34	Nov. 29-@Washington
14	Washington	20	Dec. 6-San Diego
19	@Denver	24	Dec. 12-N.Y. Giants
3	New Orleans	27	Dec. 20-@Indianapolis
196		344	Dec. 27-Tampa Bay

**Pittsburgh Steelers
(Pittsburgh Leads Series 13-12)**

Year	Site	Winner-Score	Att.
1960	Dallas	Pitts., 35-28	30,000
1961	Dallas	Dallas, 27-24	23,500
1961	Pitts.	Pitts., 37-7	17,519
1962	Dallas	Pitts., 30-28	19,478
1962	Pitts.	Dallas, 42-27	23,106
1963	Pitts.	Pitts., 27-21	19,047
1963	Dallas	Pitts., 24-19	24,136
1964	Pitts.	Pitts., 23-17	35,594
1964	Dallas	Dallas, 17-14	35,271
1965	Pitts.	Pitts., 22-13	37,804
1965	Dallas	Dallas, 24-17	57,293
1966	Dallas	Dallas, 52-21	58,453
1966	Pitts.	Dallas, 20-7	42,185

Continued

Pittsburgh Steelers Cont.

1967	Pitts.	Dallas, 24-21	39,641
1968	Dallas	Dallas, 28-7	55,069
1969	Pitts.	Dallas, 10-7	24,990
1972	Dallas	Dallas, 17-13	65,682
1975*	Miami	Pitts., 21-17	80,187
1977	Pitts.	Pitts., 28-13	49,761
1978**	Miami	Pitts., 35-31	78,656
1979	Pitts.	Pitts., 14-3	50,199
1982	Dallas	Pitts., 36-28	63,431
1985	Dallas	Dallas, 27-13	62,932
1988	Pitts.	Pitts., 24-21	56,813
1991	Dallas	Dallas, 20-10	62,253

*Super Bowl X, Jan. 18, 1976

**Super Bowl XIII, Jan. 21, 1979

**San Diego Chargers
(Dallas Leads Series, 4-1)**

Year	Site	Winner-Score	Att.
1972	San Diego	Dallas, 34-28	54,476
1980	Dallas	Dallas, 42-31	60,639
1983	San Diego	San Diego, 24-23	46,192
1986	San Diego	Dallas, 24-21	55,622
1990	Dallas	Dallas, 17-14	48,063

**San Francisco 49ers
(San Francisco Leads Series 10-8-1)**

Year	Site	Winner-Score	Att.
1960	Dallas	San Fran., 26-14	10,000
1963	San Fran.	San Fran., 31-24	29,563
1965	Dallas	Dallas, 39-31	33,677
1967	San Fran.	San Fran., 24-16	27,182
1969	Dallas	Tie, 24-24	62,348
1970*	San Fran.	Dallas, 17-10	59,625
1971**	Dallas	Dallas, 14-3	66,311
1972	Dallas	San Fran., 31-10	65,124
1972*	San Fran.	Dallas, 30-28	61,214
1974	Dallas	Dallas, 20-14	50,018
1977	San Fran.	Dallas, 42-35	55,848
1979	San Fran.	Dallas, 21-13	56,728
1980	Dallas	Dallas, 59-14	63,399
1981	San Fran.	San Fran., 45-14	57,574
1981**	San Fran.	San Fran., 28-27	60,525
1983	San Fran.	San Fran., 42-17	59,957
1985	San Fran.	San Fran., 31-16	60,114
1989	Dallas	San Fran., 31-14	61,077
1990	Dallas	San Fran., 24-6	62,966

*NFC Divisional Playoff Game

**NFC Championship Game

**Seattle Seahawks
(Dallas Leads Series, 3-1)**

Year	Site	Winner-Score	Att.
1976	Seattle	Dallas, 28-13	62,027
1980	Dallas	Dallas, 51-7	57,540
1983	Seattle	Dallas, 35-10	63,352
1986	Dallas	Seattle, 31-14	58,023

1992 Oct. 11 at Dallas

SEATTLE SEAHAWKS

'91 Results (7-9)		'92 Schedule	
24	@ New Orleans	27	Sept. 6-Cincinnati
20	N.Y. Jets	13	Sept. 13-@ Kansas City
10	@ Denver	16	Sept. 20-@ New England
13	@ Kansas City	20	Sept. 27-Miami
31	Indianapolis	3	Oct. 4-@ San Diego
13	@ Cincinnati	7	Oct. 11-@ DALLAS
20	L.A. Raiders	23	Oct. 18-L.A. Raiders
27	@ Pittsburgh	7	Oct. 25-@ N.Y. Giants
20	San Diego	9	Nov. 1-open date
14	@ San Diego	17	Nov. 8-Washington
7	@ L.A. Raiders	31	Nov. 15-@ L.A. Raiders
13	Denver	10	Nov. 22-Kansas City
6	Kansas City	19	Nov. 30-Denver
22	San Francisco	24	Dec. 6-@ Pittsburgh
13	@ Atlanta	26	Dec. 13-Philadelphia
23	L.A. Rams	9	Dec. 20-@ Denver
276		261	Dec. 27-San Diego

Tampa Bay Buccaneers

(Dallas Leads Series, 8-0)

Year	Site	Winner-Score	Att.
1977	Dallas	Dallas, 23-7	55,316
1980	Dallas	Dallas, 28-17	62,750
1981*	Dallas	Dallas, 38-0	64,848
1982	Dallas	Dallas, 14-9	49,578
1982**	Dallas	Dallas, 30-17	65,042
1983	Dallas	Dallas, 27-24(OT)	63,308
1990	Dallas	Dallas, 14-10	60,076
1990	Tampa	Dallas, 17-13	68,315

*NFC Divisional Playoff
 **Super Bowl Tournament

Washington Redskins

(Dallas Leads Series, 35-27-2)

Year	Site	Winner-Score	Att.
1960	Wash.	Wash., 26-14	21,142
1961	Dallas	Tie, 28-28	17,500
1961	Wash.	Wash., 34-24	21,451
1962	Dallas	Tie, 35-35	15,730
1962	Wash.	Dallas, 38-10	49,888
1963	Wash.	Wash., 21-17	40,101
1963	Dallas	Dallas, 35-20	18,838
1964	Dallas	Dallas, 24-18	25,158
1964	Wash.	Wash., 28-16	49,219
1965	Dallas	Dallas, 27-7	61,577
1965	Wash.	Wash., 34-31	50,205
1966	Wash.	Dallas, 31-30	50,927
1966	Dallas	Wash., 34-31	64,198
1967	Wash.	Dallas, 17-14	50,566
1967	Dallas	Wash., 27-20	75,538
1968	Dallas	Dallas, 29-20	66,076
1968	Wash.	Dallas, 44-24	50,816
1969	Wash.	Dallas, 41-28	50,474
1969	Dallas	Dallas, 20-10	56,924
1970	Wash.	Dallas, 45-21	50,415
1970	Dallas	Dallas, 34-0	57,936
1971	Dallas	Wash., 20-16	72,000
1971	Wash.	Dallas, 13-0	53,041
1972	Wash.	Wash., 24-20	53,039

Continued

Washington Redskins Cont.

1972	Dallas	Dallas, 34-24	65,136
1972*	Wash.	Wash., 26-3	53,129
1973	Wash.	Wash., 14-7	54,314
1973	Dallas	Dallas, 27-7	64,458
1974	Wash.	Wash., 28-21	54,395
1974	Dallas	Dallas, 24-23	63,243
1975	Wash.	Wash., 30-24(OT)	55,004
1975	Dallas	Dallas, 31-10	61,091
1976	Wash.	Dallas, 20-7	55,004
1976	Dallas	Wash., 27-14	59,916
1977	Dallas	Dallas, 34-16	62,115
1977	Wash.	Dallas, 14-7	55,031
1978	Wash.	Wash., 9-5	55,031
1978	Dallas	Dallas, 37-10	64,905
1979	Wash.	Wash., 34-20	55,031
1979	Dallas	Dallas, 35-34	62,867
1980	Wash.	Dallas, 17-3	55,045
1980	Dallas	Dallas, 14-10	58,809
1981	Wash.	Dallas, 26-10	55,045
1981	Dallas	Dallas, 24-10	64,583
1982	Wash.	Dallas, 24-10	54,633
1982*	Wash.	Wash., 31-17	55,045
1983	Wash.	Dallas, 31-30	55,045
1983	Dallas	Wash., 31-10	65,074
1984	Wash.	Wash., 34-14	55,431
1984	Dallas	Wash., 30-28	64,286
1985	Dallas	Dallas, 44-14	62,292
1985	Wash.	Dallas, 13-7	55,750
1986	Dallas	Dallas, 30-6	63,264
1986	Wash.	Wash., 41-14	55,642
1987	Dallas	Wash., 13-7	60,415
1987	Wash.	Wash., 24-20	54,882
1988	Dallas	Wash., 35-17	63,235
1988	Wash.	Dallas, 24-17	51,526
1989	Dallas	Wash., 30-7	63,200
1989	Wash.	Dallas, 13-3	53,187
1990	Wash.	Wash., 19-15	53,804
1990	Dallas	Dallas, 27-17	60,355
1991	Dallas	Wash., 33-31	63,025
1991	Wash.	Dallas, 24-21	55,561


*NFC Championship Game

1992 Sept. 7 at Dallas
 1992 Dec. 13 at Washington

WASHINGTON REDSKINS

'91 Results (14-2)		'92 Schedule	
45	Detroit	0	Sept. 7-@ DALLAS
33	@ DALLAS	31	Sept. 13-Atlanta
34	Phoenix	0	Sept. 20-Detroit
34	@ Cincinnati	27	Sept. 27-open date
23	Philadelphia	0	Oct. 4-@ Phoenix
20	@ Chicago	7	Oct. 12-Denver
42	Cleveland	17	Oct. 18-Philadelphia
17	@ N.Y. Giants	13	Oct. 25-@ Minnesota
16	Houston (OT)	13	Nov. 1-N.Y. Giants
56	Atlanta	17	Nov. 8-@ Seattle
41	@ Pittsburgh	14	Nov. 15-@ Kansas City
21	DALLAS	24	Nov. 23-@ New Orleans
27	@ L.A. Rams	6	Nov. 29-Phoenix
20	@ Phoenix	14	Dec. 6-@ N.Y. Giants
34	N.Y. Giants	17	Dec. 12-DALLAS
22	@ Philadelphia	24	Dec. 20-@ Philadelphia
485		224	Dec. 26-L.A. Raiders





1991 SEASON

The 1991 Season At A Glance

Dallas 26, Cleveland 14 At Cleveland, Sept. 1, 1991

DALLAS	3	17	0	6-26
CLEVELAND	7	0	7	0-14

Cowboys — FG Willis 38
 Browns — Mack 1 run (Stover kick)
 Cowboys — FG Willis 25
 Cowboys — Novacek 3 pass from Aikman (Willis kick)
 Cowboys — Irvin 4 pass from Aikman (Willis kick)
 Browns — Slaughter 62 pass from Kosar (Stover kick)
 Cowboys — FG Willis 22
 Cowboys — FG Willis 54
 Attendance — 78,860

	Cowboys	Browns
First Downs	25	15
Total Net Yards	395	275
Net Yards Rushing	130	32
Net Yards Passing	265	243
Passes	37-24	31-22
Sacked/Yards	2/9	1/6
Passes Intercepted By	0	0
Punts-Average	3-27.0	4-33.8
Fumbles-Lost	1-0	0-0
Penalties-Yards	6-62	3-28

Rushing

Cowboys — E. Smith, 32 for 112; Agee, 3 for 16; Johnston, 1 for 2.

Browns — Metcalf, 3 for 13; Mack, 7 for 12, 1 touchdown; Kosar, 1 for 5; Morris, 3 for 2.

Passing

Cowboys — Aikman, 24 of 37 for 274 yards, 2 touchdowns.

Browns — Kosar, 22 of 31 for 249 yards, 1 touchdown.

Receiving

Cowboys — Irvin, 9 for 123, 1 touchdown; E. Smith, 6 for 36; Novacek, 4 for 50, 1 touchdown; Roberts, 3 for 33; Martin, 1 for 16; Wright, 1 for 16.

Browns — Metcalf, 6 for 59; Slaughter, 4 for 88, 1 touchdown; Galbraith, 3 for 30; Mack, 3 for 14; Jackson, 2 for 25; Brennan, 2 for 15; Langhorne, 1 for 21; Morris, 1 for -3.

Washington 33, Dallas 31 At Dallas, Sept. 9, 1991

WASHINGTON	7	13	3	10-33
DALLAS	14	7	3	7-31

Cowboys — Novacek 3 pass from Aikman (Willis kick)
 Redskins — Ji. Johnson 3 pass from Rypien (Lohmiller kick)

Cowboys — E. Smith 75 run (Willis kick)
 Redskins — FG Lohmiller 53
 Cowboys — E. Smith 5 pass from Aikman (Willis kick)
 Redskins — Monk 37 pass from Rypien (Lohmiller kick)
 Redskins — FG Lohmiller 52
 Redskins — FG Lohmiller 45
 Cowboys — FG Willis 51
 Redskins — Riggs 1 run (Lohmiller kick)
 Redskins — FG Lohmiller 46
 Cowboys — Irvin 6 pass from Aikman (Willis kick)
 Attendance — 63,025

Redskins Cowboys

First Downs	20	19
Total Net Yards	332	349
Net Yards Rushing	140	125
Net Yards Passing	192	224
Passes	26-14	42-27
Sacked/Yards	1/11	2/18
Passes Intercepted By	0	1
Punts-Average	3-34.0	4-42.8
Fumbles-Lost	2-0	3-2
Penalties-Yards	5-49	6-44

Rushing

Redskins — Byner, 22 for 101; Sanders, 3 for 26; Riggs, 4 for 6, 1 touchdown; Monk, 1 for 5; Mitchell, 1 for 3; Rypien, 2 for -1.

Cowboys — E. Smith, 11 for 112, 1 touchdown; Aikman, 3 for 9; Richards, 2 for 4; Johnston, 1 for 2; Agee, 1 for -2.

Passing

Redskins — Rypien, 14 of 26 for 203 yards, 2 touchdowns, 1 interception.

Cowboys — Aikman, 27 of 42 for 242 yards, 3 touchdowns.

Receiving

Redskins — Sanders, 5 for 85; Monk, 4 for 61, 1 touchdown; Clark, 2 for 28; Orr, 1 for 23; Ji. Johnson, 1 for 3, 1 touchdown; Byner, 1 for 3.

Cowboys — E. Smith, 8 for 42, 1 touchdown; Novacek, 7 for 60, 1 touchdown; Irvin, 4 for 44, 1 touchdown; Martin, 3 for 37; Wright, 2 for 25; Johnston, 2 for 5; Harper, 1 for 29.

Philadelphia 24, Dallas 0 At Dallas, Sept. 15, 1991

PHILADELPHIA	7	10	0	7-24
DALLAS	0	0	0	0-0

Eagles — Barnett 11 pass from McMahon (Ruzek kick)

Eagles — FG Ruzek 42

Eagles — Drummond 1 run (Ruzek kick)

Eagles — Byars 6 pass from McMahon (Ruzek kick)

Attendance — 62,656

	Eagles	Cowboys
First Downs	16	8
Total Net Yards	262	90
Net Yards Rushing	55	45
Net Yards Passing	207	45
Passes	29-18	25-11
Sacked/Yards	0/0	11/67
Passes Intercepted By	3	0
Punts-Average	5-49.0	6-49.5
Fumbles-Lost	1-1	2-1
Penalties-Yards	10-85	7-75

Rushing

Eagles — McMahon, 2 for 19; Joseph, 9 for 16; Byars, 4 for 13; Sanders, 6 for 10; Drummond, 1 for 1, 1 touchdown; Sherman, 6 for -2; Ryan, 1 for -2.

Cowboys — E. Smith, 13 for 44; Johnston, 1 for 1.

Passing

Eagles — McMahon, 18 of 29 for 207 yards, 2 touchdowns.

Cowboys — Aikman, 11 of 25 for 112 yards, 3 interceptions.

Receiving

Eagles — Barnett, 7 for 111, 1 touchdown; Shuler, 2 for 26; Byars, 2 for 8, 1 touchdown; Williams, 1 for 16; Joseph, 1 for 13; Sanders, 1 for 13; Keith Jackson, 1 for 9; Ken Jackson, 1 for 9; Sherman, 1 for 7; McMahon, 1 for -5.

Cowboys — Martin, 3 for 58; Novacek, 3 for 32; E. Smith, 1 for 12; Agee, 1 for 6; Johnston, 1 for 6; Irvin, 1 for 4; Aikman, 1 for -6.

Dallas 17, Phoenix 9 At Phoenix, Sept. 22, 1991

DALLAS	14	0	0	3	17
PHOENIX	0	6	0	3	9

Cowboys — E. Smith 60 run (Willis kick)

Cowboys — E. Smith 12 run (Willis kick)

Cardinals — FG G. Davis 32

Cardinals — FG G. Davis 32

Cardinals — FG G. Davis 29

Cowboys — FG Willis 41

Attendance — 68,814

	Cowboys	Cardinals
First Downs	11	20
Total Net Yards	320	322
Net Yards Rushing	181	102
Net Yards Passing	139	220
Passes	20-12	38-24
Sacked/Yards	1/11	3/22
Passes Intercepted By	0	0
Punts-Average	2-47.0	3-46.7
Fumbles-Lost	1-1	2-1
Penalties-Yards	6-35	8-67

Rushing

Cowboys — E. Smith, 23 for 182, 2 touchdowns; Aikman, 1 for 0; Johnston, 1 for -1.

Cardinals — Johnson, 24 for 93; Thompson, 4 for 6; Tupa, 2 for 2; Proehl, 1 for 1.

Passing

Cowboys — Aikman, 12 of 20 for 150 yards.

Cardinals — Tupa, 24 of 38 for 242 yards.

Receiving

Cowboys — Johnston, 4 for 47; Irvin, 3 for 68; E. Smith, 3 for 19; Novacek, 2 for 16.

Cardinals — E. Jones, 8 for 92; Flagler, 5 for 53; Proehl, 3 for 44; R. Hill, 3 for 22; Jorden, 2 for 18; Johnson, 1 for 7; Jackson, 1 for 5; Thompson, 1 for 1.

Dallas 21, N.Y. Giants 16 At Dallas, Sept. 29, 1991

N.Y. GIANTS	0	3	3	10	16
DALLAS	0	7	7	7	21

Giants — FG Bahr 43

Cowboys — E. Smith 3 run (Willis kick)

Cowboys — Horton 20 fumble return (Willis kick)

Giants — FG Bahr 29

Giants — FG Bahr 25

Giants — Baker 19 pass from Hostetler (Bahr kick)

Cowboys — Irvin 23 pass from Aikman (Willis kick)

Attendance — 64,010

	Giants	Cowboys
First Downs	26	20
Total Net Yards	487	327
Net Yards Rushing	119	58
Net Yards Passing	368	269
Passes	34-28	27-20
Sacked/Yards	0/0	1/8
Passes Intercepted By	0	1
Punts-Average	0-0	3-44.0
Fumbles-Lost	2-2	1-1
Penalties-Yards	8-72	4-27

Rushing

Giants — Hampton, 11 for 46; Hostetler, 3 for 37; Tillman, 6 for 22; Meggett, 2 for 7; Carthon, 2 for 4; Anderson, 2 for 3.

Cowboys — E. Smith, 18 for 67, 1 touchdown; Wright, 1 for 4; Aikman, 3 for -5.

Passing

Giants — Hostetler, 28 of 34 for 368 yards, 1 touchdown, 1 interception.

Cowboys — Aikman, 20 of 27 for 277 yards, 1 touchdown.

Receiving

Giants — Ingram, 6 for 142; Meggett, 5 for 46; Hampton, 5 for 37; Baker, 4 for 60, 1 touchdown; Turner, 3 for 33; Cross, 2 for 18; McCaffrey, 1 for 26; Bunch, 1 for 6; Anderson, 1 for 0.

Cowboys — Irvin, 6 for 91, 1 touchdown; Novacek, 3 for 27; Wright, 2 for 51; Johnston, 2 for 17; Agee, 2 for 10; Harper, 1 for 23; Roberts, 1 for 21; Awalt, 1 for 20; Martin, 1 for 9; E. Smith, 1 for 8.

Dallas 20, Green Bay 17 At Milwaukee, Oct. 6, 1991

DALLAS	0	14	3	3	20
GREEN BAY	0	3	7	7	17

Cowboys — Horton 65 interception return (Willis kick)

Cowboys — Novacek 13 pass from Aikman (Willis kick)

Packers — FG Jacke 42

Packers — Wilson 82 kickoff return (Jacke kick)

Cowboys — FG Willis 23

Cowboys — FG Willis 39

Packers — Sharpe 13 pass from Kiel (Jacke kick)

Attendance — 53,695

	Cowboys	Packers
First Downs	25	15
Total Net Yards	411	259
Net Yards Rushing	124	60
Net Yards Passing	287	199
Passes	41-31	35-18
Sacked/Yards	0/0	2/13
Passes Intercepted By	2	0
Punts-Average	3-38.7	5-36.8
Fumbles-Lost	2-0	2-1
Penalties-Yards	4-34	7-54

Rushing

Cowboys — E. Smith, 32 for 122; Johnston, 1 for 1; Aikman, 2 for 1.

Packers — Workman, 6 for 22; Kiel, 2 for 17; Rice, 4 for 11; Woodside, 2 for 10.

Passing

Cowboys — Aikman, 31 of 41 for 287 yards, 1 touchdown.

Packers — Kiel, 18 of 35 for 212 yards, 1 touchdown, 2 interceptions.

Receiving

Cowboys — Novacek, 11 for 121, 1 touchdown; E. Smith, 7 for 21; Irvin, 5 for 69; Johnston, 4 for 47; Awalt, 1 for 9; Martin, 1 for 8; Wright, 1 for 7; Agee, 1 for 5.

Packers — Workman, 6 for 53; Sharpe, 4 for 65, 1 touchdown; Weathers, 3 for 39; Woodside, 2 for 8; Kemp, 1 for 35; Wilson, 1 for 8; Harris, 1 for 4.

Dallas 35, Cincinnati 23

At Dallas, Oct. 13, 1991

CINCINNATI	10	0	13	0	—23
DALLAS	0	21	0	14	—35

Bengals — FG Breech 45
 Bengals — Brooks 3 run (Breech kick)
 Cowboys — Aikman 2 run (Willis kick)
 Cowboys — Blake 30 run (Willis kick)
 Cowboys — Novacek 26 pass from Aikman (Willis kick)

Bengals — Green 75 run (Breech kick)
 Bengals — FG Breech 24
 Bengals — FG Breech 26
 Cowboys — Smith 2 run (Willis kick)
 Cowboys — Edwards 36 interception return (Willis kick)

Attendance — 63,275

	Bengals	Cowboys
First Downs	17	19
Total Net Yards	352	376
Net Yards Rushing	174	112
Net Yards Passing	178	264
Passes	31-17	22-14
Sacked/Yards	2/13	1/12
Passes Intercepted By	2	2
Punts-Average	3-53.0	4-43.8
Fumbles-Lost	1-1	0-0
Penalties-Yards	4-19	2-10

Rushing

Bengals — Green, 12 for 124, 1 touchdown; Brooks, 13 for 35, 1 touchdown; Brown, 1 for 8; Taylor, 4 for 7.

Cowboys — E. Smith, 19 for 62, 1 touchdown; Blake, 6 for 38, 1 touchdown; Johnston, 2 for 13; Aikman, 2 for 0, 1 touchdown; Agee, 1 for -1.

Passing

Bengals — Esiason, 17 of 31 for 191 yards, 2 interceptions.

Cowboys — Aikman, 14 of 22 for 276 yards, 1 touchdown, 2 interceptions.

Receiving

Bengals — Brown, 7 for 58; McGee, 4 for 59; Holman, 2 for 52; Brooks, 2 for 11; Taylor, 1 for 6; Green, 1 for 5.

Cowboys — Irvin, 6 for 148; E. Smith, 3 for 18; Wright, 1 for 53; Novacek, 1 for 26, 1 touchdown; Johnston, 1 for 15; Awalt, 1 for 8; Martin, 1 for 8.

Detroit 34, Dallas 10

At Detroit, Oct. 27, 1991

DALLAS	0	10	0	0	—10
DETROIT	3	7	10	14	—34

Lions — FG Murray 44
 Cowboys — Roberts 1 pass from Aikman (Willis kick)

Lions — W. White 55 blocked FG return (Murray kick)

Cowboys — FG Willis 35
 Lions — Green 26 pass from Kramer (Murray kick)

Lions — FG Murray 32
 Lions — B. Sanders 10 pass from Kramer (Murray kick)

Lions — Crockett 96 interception return (Murray kick)

Attendance — 74,906

	Cowboys	Lions
First Downs	22	13
Total Net Yards	415	208
Net Yards Rushing	74	72
Net Yards Passing	341	136
Passes	47-31	19-12
Sacked/Yards	2/16	1/2
Passes Intercepted By	0	2
Punts-Average	3-37.3	4-48.8
Fumbles-Lost	4-2	2-0
Penalties-Yards	5-36	6-44

Rushing

Cowboys — E. Smith, 16 for 66; Aikman, 2 for 5; Wright, 1 for 3; Agee, 1 for 0.

Lions — B. Sanders, 21 for 55; Kramer, 6 for 15; Peete, 1 for 2.

Passing

Cowboys — Aikman, 28 of 42 for 331 yards, 1 touchdown, 2 interceptions; Beuerlein, 3 of 5 for 26 yards.

Lions — Kramer, 9 of 16 for 108 yards, 2 touchdowns; Peete, 3 of 3 for 30 yards.

Receiving

Cowboys — Novacek, 10 for 131; Irvin, 8 for 143; Martin, 3 for 39; Wright, 3 for 18; E. Smith, 3 for 4; Roberts, 2 for 7, 1 touchdown; Harper, 1 for 11; Johnston, 1 for 4.

Lions — Green, 4 for 57, 1 touchdown; B. Sanders, 2 for 21, 1 touchdown; Moore, 2 for 18; Farr, 1 for 24; Perriman, 1 for 10; Tennell, 1 for 5; Riley, 1 for 3.

Dallas 27, Phoenix 7

At Dallas, Nov. 3, 1991

PHOENIX	0	7	0	0	— 7
DALLAS	10	0	7	10	— 27

Cowboys — FG Willis 36
 Cowboys — E. Smith 3 run (Willis kick)
 Cardinals — Johnson 1 run (Davis kick)
 Cowboys — E. Smith 1 run (Willis kick)
 Cowboys — FG Willis 27
 Cowboys — E. Smith 3 run (Willis kick)
 Attendance — 61,190

	Cardinals	Cowboys
First Downs	16	22
Total Net Yards	239	286
Net Yards Rushing	109	121
Net Yards Passing	130	165
Passes	34-15	23-17
Sacked/Yards	0/0	4/26
Passes Intercepted By	2	2
Punts-Average	6-26.5	4-49.8
Fumbles-Lost	1-1	2-0
Penalties-Yards	5-40	1-5

Rushing

Cardinals — Johnson, 19 for 89, 1 touchdown; Tupa, 3 for 14; Center, 1 for 6; Thompson, 1 for 0.

Cowboys — E. Smith, 22 for 62, 3 touchdowns; Blake, 9 for 42; Johnston, 3 for 19; Aikman, 1 for -2.

Passing

Cardinals — Tupa, 15 of 34 for 130 yards, 2 interceptions.

Cowboys — Aikman, 17 of 23 for 191 yards, 2 interceptions.

Receiving

Cardinals — Proehl, 4 for 47; R. Hill, 4 for 40; Centers, 4 for 28; Jorden, 2 for 12; Reeves, 1 for 3.

Cowboys — Novacek, 5 for 38; Irvin, 4 for 52; Harper, 3 for 67; E. Smith, 3 for 12; Johnston, 1 for 17; Blake, 1 for 5.

Houston 26, Dallas 23 (OT)

At Houston, Nov. 10, 1991

DALLAS	10	3	7	0	— 23
HOUSTON	0	10	3	10	— 26

Cowboys — R. Williams 18 blocked punt return (Willis kick)

Cowboys — FG Willis 35
 Oilers — Pinkett 1 run (Del Greco kick)
 Oilers — FG Del Greco 52
 Cowboys — FG Willis 37
 Oilers — FG Del Greco 19
 Cowboys — FG Willis 45
 Oilers — FG Del Greco 22
 Oilers — White 4 run (Del Greco kick)
 Cowboys — Irvin 10 pass from Aikman (Willis kick)
 Oilers — FG Del Greco 23
 Attendance — 63,001

	Cowboys	Oilers
First Downs	21	33
Total Net Yards	291	583

Cowboys Oilers

Net Yards Rushing	50	158
Net Yards Passing	241	425
Passes	39-24	56-41
Sacked/Yards	3/19	2/7
Passes Intercepted By	0	0
Punts-Average	5-42.0	4-22.8
Fumbles-Lost	2-1	1-1
Penalties-Yards	5-33	8-50

Rushing

Cowboys — E. Smith, 12 for 49; Johnston, 1 for 1.
 Oilers — White, 15 for 81, 1 touchdown; Pinkett, 10 for 51, 1 touchdown; Givins, 1 for 23; Moon, 2 for 3.

Passing

Cowboys — Aikman, 24 of 39 for 260 yards, 1 touchdown.

Oilers — Moon, 41 of 56 for 432 yards.

Receiving

Cowboys — Irvin, 7 for 84, 1 touchdown; Novacek, 5 for 75; E. Smith, 5 for 29; Harper, 2 for 31; Roberts, 2 for 18; Johnston, 2 for 14; Agee, 1 for 9.

Oilers — Hill, 8 for 95; Jeffries, 8 for 83; White, 6 for 28; Coleman, 5 for 78; Duncan, 5 for 48; Givins, 4 for 59; T. Jones, 3 for 26; Pinkett, 2 for 15.

N.Y. Giants 22, Dallas 9

At New York, Nov. 17, 1991

DALLAS	0	3	6	0	— 9
N.Y. GIANTS	6	10	0	6	— 22

Giants — FG Bahr 27
 Giants — FG Bahr 37
 Cowboys — FG Willis 22
 Giants — Hampton 1 run (Bahr kick)
 Giants — FG Bahr 22
 Cowboys — FG Willis 31
 Cowboys — FG Willis 18
 Giants — Ingram 35 pass from Hostetler (kick failed)
 Attendance — 76,410

Cowboys Giants

First Downs	14	21
Total Net Yards	243	315
Net Yards Rushing	101	138
Net Yards Passing	142	177
Passes	25-16	22-14
Sacked/Yards	1/8	1/5
Passes Intercepted By	0	0
Punts-Average	3-46.7	2-42.5
Fumbles-Lost	2-2	2-1
Penalties-Yards	5-45	6-60

Rushing

Cowboys — E. Smith, 17 for 97; Johnston, 2 for 4.

Giants — Tillman, 12 for 63; Hampton, 20 for 48, 1 touchdown; Hostetler, 3 for 16; Carthon, 4 for 10; Meggett, 1 for 1; Anderson, 1 for 0.

Passing

Cowboys — Aikman, 16 of 25 for 150 yards.
 Giants — Hostetler, 14 of 22 for 182 yards, 1 touchdown.

Receiving

Cowboys — Irvin, 3 for 48; Johnston, 3 for 35; Novacek, 3 for 26; Harper, 3 for 21; E. Smith, 3 for 16; Roberts, 1 for 4.

Giants — Baker, 4 for 64; Ingram, 3 for 64, 1 touchdown; Meggett, 3 for 40; Hampton, 3 for 1; Turner, 1 for 13.

Dallas 24, Washington 21 At Washington, Nov. 24, 1991

DALLAS 0 14 0 10 — 24
WASHINGTON 7 0 0 14 — 21

Redskins — Mayhew 18 interception return (Lohmiller kick)

Cowboys — E. Smith 32 run (Willis kick)

Cowboys — Harper 34 pass from Aikman (Willis kick)

Cowboys — Irvin 23 pass from Beuerlein (Willis kick)

Redskins — Riggs 1 run (Lohmiller kick)

Cowboys — FG Willis 42

Redskins — Sanders 29 pass from Rypien (Lohmiller kick)

Attendance — 55,561

	Cowboys	Redskins
First Downs	23	15
Total Net Yards	399	262
Net Yards Rushing	122	50
Net Yards Passing	277	212
Passes	32-20	33-17
Sacked/Yards	5/36	0/0
Passes Intercepted By	1	1
Punts-Average	3-49.7	6-38.8
Fumbles-Lost	1-0	1-1
Penalties-Yards	5-36	5-50

Rushing

Cowboys — E. Smith, 34 for 132, 1 touchdown; Aikman, 2 for -3; Beuerlein, 2 for -7.

Redskins — Ervins, 5 for 29; Byner, 8 for 22; Riggs, 2 for 5, 1 touchdown; Monk, 2 for -6.

Passing

Cowboys — Aikman, 13 of 20 for 204 yards, 1 touchdown, 1 interception; Beuerlein, 7 of 12 for 109 yards, 1 touchdown.

Redskins — Rypien, 17 of 33 for 212 yards, 1 touchdown, 1 interception.

Receiving

Cowboys — Irvin, 9 for 130, 1 touchdown; Harper, 4 for 101, 1 touchdown; Roberts, 3 for 22; Martin, 2 for 45; Awalt, 1 for 8; Agee, 1 for 7.

Redskins — Clark, 7 for 82; Byner, 3 for 24; Sanders, 2 for 47, 1 touchdown; Warren, 2 for 24; Monk, 2 for 22; Ervins, 1 for 13.

Dallas 20, Pittsburgh 10 At Dallas, Nov. 28, 1991

PITTSBURGH 0 0 3 7 — 10
DALLAS 7 3 0 10 — 20

Cowboys — Smith 6 run (Willis kick)

Cowboys — FG Willis 18

Steelers — FG Anderson 42

Cowboys — FG Willis 43

Steelers — W. Williams 3 run (Anderson kick)

Cowboys — Irvin 66 pass from Beuerlein (Willis kick)

Attendance — 62,253

	Steelers	Cowboys
First Downs	17	20
Total Net Yards	199	297
Net Yards Rushing	65	116
Net Yards Passing	134	181
Passes	36-17	25-14
Sacked/Yards	3/33	4/36
Passes Intercepted By	0	0
Punts-Average	4-38.5	2-37.5
Fumbles-Lost	3-1	0-0
Penalties-Yards	6-50	2-29

Rushing

Steelers — W. Williams, 8 for 59, 1 touchdown; Hoge, 9 for 9; O'Donnell, 1 for 1; Stryzinski, 2 for 0; Foster, 1 for -4.

Cowboys — E. Smith, 32 for 109, 1 touchdown; Johnston, 2 for 8; Beuerlein 1 for -1.

Passing

Steelers — O'Donnell, 17 of 36 for 167 yards, 1 touchdown.

Cowboys — Beuerlein, 14 of 25 for 217 yards, 1 touchdown.

Receiving

Steelers — Lipps, 5 for 54; W. Williams, 4 for 33; Stone, 3 for 39; Cooper, 2 for 18; Cash, 2 for 15; Hoge, 1 for 8.

Cowboys — Irvin, 8 for 157, 1 touchdown; E. Smith, 3 for 19; Martin, 1 for 23; Awalt, 1 for 12; Roberts, 1 for 6.

Dallas 23, New Orleans 14 At Dallas, Dec. 8, 1991

NEW ORLEANS 0 7 7 0 — 14
DALLAS 7 3 3 10 — 23

Cowboys — Johnston 1 pass from Beuerlein (Willis kick)

Cowboys — FG Willis 50

Saints — E. Martin 8 pass from Walsh (Andersen kick)

Cowboys — FG Willis 41

Saints — Fenerty 4 pass from Walsh (Andersen kick)

Cowboys — FG Willis 40

Cowboys — Agee 4 run (Willis kick)

Attendance — 64,530

	Saints	Cowboys
First Downs	22	20
Total Net Yards	328	301
Net Yards Rushing	99	117
Net Yards Passing	229	184
Passes	40-26	29-17
Sacked/Yards	1/9	0/0
Passes Intercepted By	0	1
Punts-Average	3-47.0	2-38.5
Fumbles-Lost	1-0	0-0
Penalties-Yards	4-30	2-14

Rushing

Saints — McAfee, 14 for 71; Fenerty, 4 for 24; Jordan, 1 for 4.

Cowboys — E. Smith, 27 for 112; Agee, 2 for 6, 1 touchdown; Johnston, 1 for 1; Beuerlein, 1 for -2.

Passing

Saints — Walsh, 26 of 39 for 238 yards, 2 touchdowns; M. Buck, 0 of 1, 1 interception.

Cowboys — Beuerlein, 17 of 29 for 184 yards, 1 touchdown.

Receiving

Saints — E. Martin, 6 for 66, 1 touchdown; Fenerty, 5 for 28, 1 touchdown; Jordan, 4 for 38; Early, 3 for 27; Carroll, 2 for 26; Tice, 2 for 19; Turner, 2 for 10; Brenner, 1 for 16; Hilliard, 1 for 8.

Cowboys — Irvin, 5 for 101; Harper, 4 for 34; Roberts, 3 for 25; E. Smith, 2 for 9; Johnston, 2 for 8, 1 touchdown; Novacek, 1 for 7.

Dallas 25, Philadelphia 13**At Philadelphia, Dec. 15, 1991**

DALLAS5	0	3	17—25
PHILADELPHIA0	10	0	3—13

Cowboys — FG Willis 50

Cowboys — Safety, Hendrix tackled Booty in endzone

Eagles — Johnson 31 pass from Kemp (Ruzek kick)

Eagles — FG Ruzek 37

Cowboys — FG Willis 32

Cowboys — Martin 85 punt return (Willis kick)

Eagles — FG Ruzek 47

Cowboys — Irvin 4 pass from Beuerlein (Willis kick)

Cowboys — FG Willis 37

Attendance — 65,854

	Cowboys	Eagles
First Downs1116
Total Net Yards210240
Net Yards Rushing72111
Net Yards Passing138129
Passes31-937-18
Sacked/Yards1/74/21
Passes Intercepted By20
Punts-Average8-36.06-40.2
Fumbles-Lost0-01-0
Penalties-Yards7-603-24

Rushing

Cowboys — E. Smith, 25 for 75; Agee, 1 for 1; Beuerlein, 3 for -4.

Eagles — Byars, 11 for 76; Joseph, 10 for 30; Kemp, 5 for 6; Sherman, 1 for -1.

Passing

Cowboys — Beuerlein, 9 of 31 for 145 yards, 1 touchdown.

Eagles — Kemp, 18 of 37 for 150 yards, 1 touchdown, 2 interceptions.

Receiving

Cowboys — Irvin, 5 for 92, 1 touchdown; Novacek, 3 for 47; Johnston, 1 for 6.

Eagles — Williams, 5 for 44; Byars, 5 for 24; Barnett, 4 for 22; Keith Jackson, 3 for 29; Johnson, 1 for 31, 1 touchdown.

Dallas 31, Atlanta 27**At Dallas, Dec. 22, 1991**

ATLANTA14	3	10	0—27
DALLAS21	3	0	7—31

Cowboys — Irvin 58 pass from Beuerlein (Willis kick)

Falcons — Haynes 67 pass from Miller (N. Johnson kick)

Cowboys — Smith 4 run (Willis kick)

Falcons — Rison 28 pass from Miller (N. Johnson kick)

Cowboys — Wright 102 kickoff return (Willis kick)

Cowboys — FG Willis 20

Falcons — FG N. Johnson 25

Falcons — FG N. Johnson 29

Falcons — Haynes 43 pass from Miller (N. Johnson kick)

Cowboys — Smith 6 run (Willis kick)

Attendance — 60,962

	Falcons	Cowboys
First Downs1724
Total Net Yards403391
Net Yards Rushing87163
Net Yards Passing316228
Passes39-1935-18
Sacked/Yards2/90/0
Passes Intercepted By20
Punts-Average3-33.32-55.0
Fumbles-Lost2-12-2
Penalties-Yards9-747-65

Rushing

Falcons — Pegram, 12 for 58; Rozier, 2 for 14; Miller, 3 for 11; T. Johnson, 1 for 4.

Cowboys — E. Smith, 32 for 160, 2 touchdowns; Johnston, 1 for 3.

Passing

Falcons — Miller, 19 of 39 for 325 yards, 3 touchdowns.

Cowboys — Beuerlein, 18 of 35 for 228 yards, 1 touchdown, 2 interceptions.

Receiving

Falcons — Rison, 6 for 74, 1 touchdown; Haynes, 5 for 148, 2 touchdowns; Dixon, 3 for 48; Pritchard, 3 for 30; Sanders, 1 for 17; Phillips, 1 for 8.

Cowboys — Irvin, 10 for 169, 1 touchdown; Johnston, 4 for 23; E. Smith, 1 for 13; Harper, 1 for 9; Novacek, 1 for 8; Agee, 1 for 6.

NFC First-Round Playoff Game

Dallas 17, Chicago 13

At Chicago, Dec. 29, 1991

DALLAS	10	0	7	0	17
CHICAGO	0	3	3	7	13

Cowboys	— FG Willis 27
Cowboys	— E. Smith 1 run (Willis kick)
Bears	— FG Butler 19
Bears	— FG Butler 43
Cowboys	— Novacek 3 pass from Beuerlein (Willis kick)
Bears	— Waddle 6 pass from Harbaugh (Butler kick)
Attendance	— 62,594

	Cowboys	Bears
First Downs	15	26
Total Net Yards	288	372
Net Yards Rushing	108	150
Net Yards Passing	180	222
Passes	18-9	45-23
Sacked/Yards	0/0	4/11
Passes Intercepted By	2	0

	Cowboys	Bears
Punts-Average	3-44.7	1-0.0
Fumbles-Lost	2-0	1-1
Penalties-Yards	2-16	4-16

Rushing

Cowboys — E. Smith, 26 for 105, 1 touchdown; Beuerlein, 4 for 3.

Bears — Lewis, 9 for 65; Anderson, 13 for 34; Harbaugh, 6 for 26; Muster, 5 for 25.

Passing

Cowboys — Beuerlein, 9 of 18 for 180 yards, 1 touchdown.

Bears — Harbaugh, 22 of 44 for 218 yards, 1 touchdown, 2 interceptions; Buford, 1 of 1 for 15 yards.

Receiving

Cowboys — Irvin, 4 for 83; Harper, 3 for 88; Novacek, 1 for 3, 1 touchdown; Johnston, 1 for 6.

Bears — Waddle, 9 for 104, 1 touchdown; Davis, 7 for 79; Anderson, 3 for 5; Lewis, 2 for 18; Rivera, 1 for 15; Thornton, 1 for 12.

NFC Divisional Playoff Game

Detroit 38, Dallas 6

At Detroit, Jan. 5, 1992

DALLAS	3	3	0	0	6
DETROIT	7	10	14	7	38

Lions	— Green 31 pass from Kramer (Murray kick)
Cowboys	— FG Willis 28
Lions	— Jenkins 41 interception return (Murray kick)
Cowboys	— FG Willis 28
Lions	— FG Murray 36
Lions	— Green 9 pass from Kramer (Murray kick)
Lions	— Moore 7 pass from Kramer (Murray kick)
Lions	— Sanders 47 run (Murray kick)
Attendance	— 78,290

	Cowboys	Lions
First Downs	16	23
Total Net Yards	276	421
Net Yards Rushing	97	84
Net Yards Passing	179	337
Passes	29-18	38-29
Sacked/Yards	3/26	1/4

	Cowboys	Lions
Passes Intercepted By	0	2
Punts-Average	5-44.8	5-46.2
Fumbles-Lost	3-2	0-0
Penalties-Yards	3-19	4-39

Rushing

Cowboys — E. Smith, 15 for 80; Agee, 3 for 12; Johnston, 1 for 3; Beuerlein, 1 for 2; Aikman, 2 for 0.

Lions — Sanders, 12 for 69, 1 touchdown; Overton, 3 for 17; Ware, 1 for -2.

Passing

Cowboys — Aikman, 11 of 16 for 114 yards, 1 interception; Beuerlein, 7 of 13 for 91 yards, 1 interception.

Lions — Kramer, 29 of 38 for 341 yards, 3 touchdowns.

Receiving

Cowboys — Irvin, 5 for 84; Harper, 4 for 56; Novacek, 4 for 55; Wright, 1 for 7; Johnston, 1 for 3; Awalt, 1 for 2; E. Smith, 1 for 2; Agee, 1 for -4.

Lions — Green, 8 for 115, 2 touchdowns; Moore, 6 for 87, 1 touchdown; Farr, 5 for 62; Sanders, 5 for 30; Perriman, 3 for 18; Clark, 2 for 29.



1991 Regular-Season Statistics

RESULTS AND ATTENDANCE

	(11-5)
(W) 26 @ Cleveland	78,860 14
(L) 31 WASHINGTON	63,025 33 (SO)
(L) 0 PHILADELPHIA	62,656 24 (SO)
(W) 17 @ Phoenix	68,814 9
(W) 21 N.Y. GIANTS	64,010 16 (SO)
(W) 20 @ Green Bay	53,695 17 (SO)
(W) 35 CINCINNATI	63,275 23 (SO)
— BYE —	
(L) 10 @ Detroit	74,906 34 (SO)
(W) 27 PHOENIX	61,190 7 (SO)
(L) 23 @ Houston (OT)	63,001 26 (SO)
(L) 9 @ N.Y. Giants	76,410 22 (SO)
(W) 24 @ Washington	55,561 21 (SO)
(W) 20 PITTSBURGH	62,253 10 (SO)
(W) 23 NEW ORLEANS	64,530 14 (SO)
(W) 25 @ Philadelphia	65,854 13 (SO)
(W) 31 ATLANTA	60,962 27 (SO)

TEAM STATISTICS

	DALLAS	OPP
FIRST DOWNS	304	299
Rushing	89	103
Passing	191	180
Penalty	24	16
Third Down-Made/Att.	74/196	76/194
Third Down Efficiency	37.8	39.2
Fourth Down-Made/Att.	6/14	7/17
TOTAL NET YARDS	5101	5066
Avg. Per Game	318.8	316.6
Total Plays	971	963
Avg. Per Play	5.3	5.3
NET YARDS RUSHING	1711	1571
Avg. Per Game	106.9	98.2
Total Rushes	433	400
Avg. Per Rush	4.0	3.9
NET YARDS PASSING	3390	3495
Avg. Per Game	211.9	218.4
Sacked/Yards Lost	38/273	23/151
Gross Yards	3663	3646
Attempts/Completions	500/305	540/320
Pct. of Completions	61.0	59.3
Had Intercepted	12	12
PUNTS/AVERAGE	57/42.6	61/38.8
Net Punting Average	36.8	32.4
PUNT RETURNS/AVERAGE	29/10.7	28/8.3
KICKOFF RETURNS/AVERAGE	52/21.7	69/16.9
INTERCEPTIONS/AVG. RET.	12/13.9	12/20.3
PENALTIES/YARDS	74/610	97/801
FUMBLES/BALL LOST	23/12	23/11
TOUCHDOWNS	37	32
Rushing	15	11
Passing	16	17
Returns	6	4
EXTRA POINTS/ATTEMPTS	37/37	31/32
FIELD GOALS/ATTEMPTS	27/39	29/39
AVG. TIME OF POSS.	30:06	29:54

RUSHING

	ATT	YDS	AVG	LG	TD
E. Smith	365	1563	4.3	75t	12
Blake	15	80	5.3	30t	1
Johnston	17	54	3.2	10	0
Agee	9	20	2.2	8	1
Aikman	16	5	0.3	9	1
Richards	2	4	2.0	3	0
Wright	2	-1	-0.5	3	0
Beuerlein	7	-14	-2.0	-1	0

COWBOY TOTALS

Opp. Totals	400	1571	3.9	75t	11
-------------------	-----	------	-----	-----	----

RECEIVING

	NO	YDS	AVG	LG	TD
Irvin	93	1523	16.4	66t	8
Novacek	59	664	11.3	49	4
E. Smith	49	258	5.3	14	1
Johnston	28	244	8.7	22	1
Harper	20	326	16.3	39	1
Martin	16	243	15.2	27	0
Roberts	16	136	8.5	21	1
Wright	10	170	17.0	53	0
Agee	7	43	6.1	9	0
Awalt	5	57	11.4	20	0
Blake	1	5	5.0	5	0
Aikman	1	-6	-6.0	-6	0

COWBOY TOTALS

Opp. Totals	320	3646	11.4	67t	17
-------------------	-----	------	------	-----	----

INTERCEPTIONS

	NO	YDS	AVG	LG	TD
Holt	4	2	0.5	2	0
Brown	2	31	15.5	20	0
Washington	2	9	4.5	9	0
Edwards	1	36	36.0	36t	1
Gant	1	0	0.0	0	0
Horton	1	65	65.0	65t	1
Williams	1	24	24.0	24	0

COWBOY TOTALS

Opp. Totals	12	244	20.3	96t	2
-------------------	----	-----	------	-----	---

PUNTING

	NO	YDS	AVG	TB IN20	LG	BL	NET
Saxon	57	2426	42.6	5	16	64	0 36.8
COWBOY TOT.	57	2426	42.6	5	16	64	0 36.8
Opp. Totals	61	2364	38.8	4	14	77	3 32.4

PUNT RETURNS

	NO	FC	YDS	AVG	LG	TD
Martin	21	8	244	11.6	85t	1
Shepard	6	3	57	9.5	14	0
Horton	1	0	8	8.0	8	0
Brownlow	1	0	0	0.0	0	0
Wright	0	1	0	0.0	0	0

COWBOY TOTALS

Opp. Totals	29	12	309	10.7	85t	1
	28	10	231	8.3	34	0

1991 SEASON

SCORING	TDR	TDP	TDRt	FG	PAT	S	TP	KICKOFF	RETURNS	NO	YDS	AVG	LG	TD	
Willis	0	0	0	27/39	37/37	0	118	Wright		21	514	24.5	102t	1	
E. Smith	12	1	0	0/0	0/0	0	78	Dixon		18	398	22.1	39	0	
Irvin	0	8	0	0/0	0/0	0	48	Gant		6	114	19.0	26	0	
Novacek	0	4	0	0/0	0/0	0	24	Shepard		3	54	18.0	21	0	
Horton	0	0	2a	0/0	0/0	0	12	Martin		3	47	15.7	25	0	
Agee	1	0	0	0/0	0/0	0	6	Horton		1	0	0.0	0	0	
Aikman	1	0	0	0/0	0/0	0	6	COWBOY TOTALS							
Blake	1	0	0	0/0	0/0	0	6	Opp. Totals		52	1127	21.7	102t	1	
Edwards	0	0	1b	0/0	0/0	0	6	Opp. Totals		69	1169	16.9	82t	1	
Harper	0	1	0	0/0	0/0	0	6	SCORE BY QUARTERS							
Johnston	0	1	0	0/0	0/0	0	6	1	2	3	4	OT	T		
Martin	0	0	1d	0/0	0/0	0	6	COWBOYS		91	105	35	111	0	342
Roberts	0	1	0	0/0	0/0	0	6	Opp. Totals		61	89	66	91	3	310
R. Williams	0	0	1c	0/0	0/0	0	6	FIELD GOALS							
Wright	0	0	1f	0/0	0/0	0	6	11-19	20-29	30-39	40-49	50+			
Hendrix	0	0	0	0/0	0/0	1e	2	Willis		2-2	6-6	9-11	6-13	4-7	
COWBOY TOT.	15	16	6	27/39	37/37	1	342	COWBOYS		2-2	6-6	9-11	6-13	4-7	
Opp. Totals	11	17	4*	29/39	31/32	0	310	Opponents		1-1	11-11	5-5	9-14	3-8	

a-20 yd. fumble return vs. N.Y. Giants (9/29)
 -65 yd. int. return @ Green Bay (10/6)
 b-36 yd. int. return vs. Cincinnati (10/13)
 c-18 yd. blk. punt return @ Houston (11/10)
 d-85 yd. punt return @ Philadelphia (12/15)
 e-tackled Booty in ez @ Philadelphia (12/15)
 f-102 yd. kickoff return vs. Atlanta (12/22)
 *-82 yd. KO return, Wilson, @ Green Bay (10/6)
 -55 yd. blk. FG ret., W. White, @ Detroit (10/27)
 -96 yd. int. return, Crockett, @ Detroit (10/27)
 -31 yd. int. ret., Mayhew, @ Washington (11/24)
 #-miss PAT wide left, Bahr, @ N.Y. Giants (11/17)

Willis: (38,25,22,54);(51);(-);(48M,52M,45M,41);(-);
 (40M,23,39);(-);(47B,35);(36,27);(35,37,45);
 (22,31,18);(51B,32M,42);(45M,18,47B,38M,43);
 (50,41,40);(50,55M,32,37);(20,45M)
 Opponents: (45M);(53,52,45,46);(42,55M);
 (49M,32,32,29);(43,52M,29,25);(42);(45,24,26);
 (44,32);(-);(52,19,22,41M,23);(27,37,22);(-);
 (42,51M);(54M);(37,51M,47);(49M,25,29,49M)

PASSING	ATT	COMP	YDS	PCT	AVG	TD	PCT	PCT			SACKS/YDS	RATING
					ATT		TD	INT	INT	LG		
Aikman	363	237	2754	65.3	7.59	11	3.0	10	2.8	61	32/224	86.7
Beuerlein	137	68	909	49.6	6.64	5	3.6	2	1.5	66t	6/49	77.2
COWBOY TOTAL	500	305	3663	61.0	7.33	16	3.2	12	2.4	66t	38/273	84.1
Opp. Totals	540	320	3646	59.3	6.75	17	3.1	12	2.2	67t	23/151	80.8



1991 Postseason Statistics

RESULTS AND ATTENDANCE

(1-1)

(W) 17 @ Chicago	62,594	13 (SO)
(L) 6 @ Detroit	78,290	38 (SO)

TEAM STATISTICS

DALLAS

OPP

FIRST DOWNS	31	49
Rushing	10	15
Passing	18	33
Penalty	3	1
Third Down-Made/Att.	4/18	12/25
Third Down Efficiency	22.2	48.0
Fourth Down-Made/Att.	0/1	1/3
TOTAL NET YARDS	564	793
Avg. Per Game	282.0	396.5
Total Plays	102	137
Avg. Per Play	5.5	5.8
NET YARDS RUSHING	205	234
Avg. Per Game	102.5	117.0
Total Rushes	52	49
Avg. Per Rush	3.9	4.8
NET YARDS PASSING	359	559
Avg. Per Game	179.5	279.5
Sacked/Yards Lost	3/26	5/15
Gross Yards	385	574
Attempts/Completions	47/27	83/52
Pct. of Completions	57.4	62.7
Had Intercepted	2	2
PUNTS/AVERAGE	8/44.8	6/38.5
Net Punting Average	38.4	28.8
PUNT RETURNS/AVERAGE	1/18.0	4/7.8
KICKOFF RETURNS/AVERAGE	8/17.8	7/15.4
INTERCEPTIONS/AVG. RET.	2/3.5	2/20.5
PENALTIES/YARDS	5/35	8/55
FUMBLES/BALL LOST	5/2	1/1
TOUCHDOWNS	2	6
Rushing	1	1
Passing	1	4
Returns	0	1
EXTRA POINTS/ATTEMPTS	2/2	6/6
FIELD GOALS/ATTEMPTS	3/5	3/3
AVG. TIME OF POSS.	26:26	33:34

SCORING	TDR	TDP	TDR	FG	PAT	S	TP
Willis	0	0	0	3/5	2/2	0	11
Novacek	0	1	0	0/0	0/0	0	6
E. Smith	1	0	0	0/0	0/0	0	6
COWBOY TOT.	1	1	0	3/5	2/2	0	23
Opp. Totals	1	4	1*	3/3	6/6	0	51

RUSHING

E. Smith	41	185	4.5	19	1
Agee	3	12	4.0	9	0
Beuerlein	5	5	1.0	5	0
Johnston	1	3	3.0	3	0
Aikman	2	0	0.0	0	0

COWBOY TOTALS	52	205	3.9	19	1
Opp. Totals	49	234	4.8	47	1

RECEIVING

Irvin	9	167	18.6	25	0
Harper	7	144	20.6	45	0
Novacek	5	58	11.6	25	1
Johnston	2	9	4.5	6	0
Wright	1	7	7.0	7	0
Awalt	1	2	2.0	2	0
E. Smith	1	2	2.0	2	0
Agee	1	-4	-4.0	-4	0

COWBOY TOTALS	27	385	14.3	45	1
Opp. Totals	52	574	11.0	32	4

INTERCEPTIONS

Bates	1	7	7.0	7	0
Brown	1	0	0.0	0	0

COWBOY TOTALS	2	7	3.5	7	0
Opp. Totals	2	41	20.5	41	1

PUNTING

Saxon	8	358	44.8	1	2	52	0	38.4
COWBOY TOT.	8	358	44.8	1	2	52	0	38.4
Opp. Totals	6	231	38.5	2	2	58	1	28.8

PUNT RETURNS

Martin	1	1	18	18.0	18	0
COWBOY TOT.	1	1	18	18.0	18	0
Opp. Totals	4	0	31	7.8	13	0

KICKOFF RETURNS

Gant	3	70	23.3	27	0
Martin	2	36	18.0	21	0
Wright	2	30	15.0	18	0
Pruitt	1	6	6.0	6	0
COWBOY TOTALS	8	142	17.8	27	0
Opp. Totals	7	108	15.4	26	0

SCORE BY QUARTERS

COWBOYS	13	3	7	0	-	23
Opp. Totals	7	13	17	14	-	51

FIELD GOALS

Willis	0-0	3-3	0-1	0-1	0-0
COWBOYS	0-0	3-3	0-1	0-1	0-0
Opponents	1-1	0-0	1-1	1-1	0-0

Willis: (27,38M,47M);(28,28)

Opponents: (19,43);(36)


PASSING	ATT	COMP	YDS	PCT	AVG	TD	PCT	PCT	LG	SACKS/YDS	RATING
Beuerlein	31	16	271	51.6	8.74	1	3.2	1	3.2	0/0	78.8
Aikman	16	11	114	68.8	7.13	0	0.0	1	6.3	3/26	63.0
COWBOY TOTAL	47	27	385	57.4	8.19	1	2.1	2	4.3	3/26	73.4
Opp. Totals	83	52	574	62.7	6.92	4	4.8	2	2.4	5/15	89.1

1991 REGULAR-SEASON DEFENSIVE STATISTICS

	Tackles		Sacks	Tkl/ Loss	QB Pres.	Passes		Fumbles For.-Rec.	Blk. Kck.	Special Teams	
	Solo-Ast.—Tot.					Int.	Def.			Sol.-Ast.—Tot.	
1. Del Rio	77-53	—130		5(-12)	1		2	1 - 0			
2. Washington	75-38	—113		1(-1)	1	2	9	1 - 0		4-4	—8
3. Horton	71-34	—105		2(-6)	2	1	8	2 - 2			
4. Norton	54-40	—94		13(-34)	7		1				
5. Tolbert	38-35	—73	7.0	4(-20)	25		5	2 - 1			
6. V. Smith	37-34	—71		1(-2)	3		1			2-1	—3
7. Jeffcoat	36-34	—70	4.0	4(-7)	14		5	2 - 0			
8. Brown	55-13	—68		1(-1)		2	18	0 - 1		3-0	—3
9. Casillas	23-38	—61	2.5	5(-17)	14			1 - 1			
10. Holt	45-8	—53				4	21		1		
11. R. Williams	31-18	—49	1.0	1(-1)	2	1	4	1 - 0	1	6-3	—9
12. Bates	28-5	—33		1(-3)	3		5	1 - 2		12-10	—22
13. Jones	24-9	—33	2.0	6(-16)	10			0 - 2			
14. Maryland	20-13	—33	4.5	5(-17)	16		1	3 - 0			
15. Hendrix	23-6	—29					4			5-2	—7
16. Noonan	11-9	—20	1.0	2(-3)	1		1				
17. Edwards	10-8	—18				1	2			3-7	—10
18. Gant	9-5	—14				1	3	0 - 1		18-7	—25
19. Pruitt	5-6	—11		1(-1)						5-2	—7
20. Stubbs	5-3	—8	1.0	2(-9)	6		2	0 - 1			
21. Brownlow	3-1	—4							1	13-4	—17
22. Hill	2-0	—2			2					5-2	—7
23. Lett	1-1	—2									
24. Albritton	1-0	—1								2-4	—6
25. Harper	0-0	—0					1				
Johnston										7-3	—10
Smagala										6-2	—8
Agee										6-2	—8
Cooper										3-0	—3
Myles										2-0	—2
D. Smith										1-1	—2
Dixon										0-2	—2
Saxon										1-0	—1
Hellestrae										0-1	—1

1991 POSTSEASON DEFENSIVE STATISTICS

	Tackles		Sacks	Tkl/ Loss	QB Pres.	Passes		Fumbles For.-Rec.	Blk. Kck.	Special Teams	
	Solo-Ast.—Tot.					Int.	Def.			Sol.-Ast.—Tot.	
1. Norton	12-5	—17		1(-7)	2		1				
2. Del Rio	8-6	—14		1(-3)	1						
3. Horton	6-6	—12		1(-1)	1		2				
4. Holt	10-0	—10					2				
5. Brown	7-3	—10				1	3				
6. Tolbert	6-4	—10	.5	1(-1)	2					2-1	—3
7. Bates	5-3	—8				1	1	1 - 0			
8. V. Smith	2-6	—8									
9. R. Williams	7-0	—7									
10. Washington	5-2	—7			1						
11. Jeffcoat	4-3	—7	1.0	1(-1)	3		1				
12. Maryland	5-1	—6	1.0		2		1				
13. Jones	3-2	—5	2.5		2						
14. Casillas	1-3	—4			1						
15. Hendrix	2-1	—3								1-4	—5
16. Noonan	1-2	—3									
17. Hill	2-0	—2		1(-1)			1	0 - 1		2-1	—3
18. Gant	0-2	—2								2-0	—2
19. Lett	0-1	—1									
Pruitt	0-1	—1								1-1	—2
Smagala										2-0	—2
Brownlow									1	0-2	—2
Agee										1-0	—1



THE RECORDS

COWBOYS ALL-TIME LEADERS

RUSHING

Player	Att.	Yards	Avg.	Long	TD
1. Dorsett, Tony (1977-87)	2,755	12,036	4.4	99t	72
2. Perkins, Don (1961-68)	1,500	6,217	4.2	59	42
3. Hill, Calvin (1969-74)	1,166	5,009	4.3	55	39
4. Newhouse, Robert (1973-83)	1,160	4,784	4.1	54	31
5. Garrison, Walt (1966-74)	899	3,886	4.3	41	30
6. Walker, Herschel (1986-89)	802	3,388	4.2	84t	26
7. Smith, Emmitt (1990-91)	606	2,500	4.1	75t	23
8. Staubach, Roger (1969-79)	410	2,264	5.5	33	20
9. Springs, Ron (1979-84)	604	2,180	3.6	46	28
10. Marsh, Amos (1961-64)	427	2,065	4.8	71	14

RECEIVING

Player	No.	Yards	Avg.	Long	TD
1. Pearson, Drew (1973-83)	489	7,822	16.0	67	48
2. Hill, Tony (1977-86)	479	7,988	16.7	75t	51
3. Dorsett, Tony (1977-87)	382	3,432	9.0	91	13
4. Hayes, Bob (1965-74)	365	7,295	20.0	95	71
5. Cosbie, Doug (1979-88)	300	3,728	12.4	61t	30
6. Clarke, Frank (1960-67)	281	5,214	18.6	80	50
7. DuPree, Billy Joe (1973-83)	267	3,565	13.4	42	41
8. Springs, Ron (1979-84)	222	2,029	9.1	80t	10
9. Newsome, Timmy (1980-88)	212	1,966	9.3	52	11
10. Walker, Herschel (1986-89)	211	2,318	11.0	84t	6

RUSHING-RECEIVING

Player	Rushing	Receiving	Total
1. Dorsett, Tony (1977-87)	12,036	3,432	15,468
2. Hill, Tony (1977-86)	84	7,988	8,072
3. Pearson, Drew (1973-83)	190	7,822	8,012
4. Perkins, Don (1961-68)	6,217	1,310	7,527
5. Hayes, Bob (1965-74)	70	7,295	7,365

PASSING (Min. 1500 att.)

Player	Att.	Comp.	Pct.	Yards	TD	Long	Int	Rating
1. Staubach, Roger (1969-79)	2,958	1,685	57.0	22,700	153	91t	109	83.5
2. White, Danny (1976-88)	2,950	1,761	59.7	21,959	155	80t	132	81.7
3. Meredith, Don (1960-68)	2,308	1,170	50.7	17,199	135	95t	111	74.7

SCORING

Player	TD	PAT	FG	TP
1. Septien, Rafael (1978-86)	—	388	162	874
2. Dorsett, Tony (1977-87)	86	—	—	516
3. Hayes, Bob (1965-74)	76	—	—	456
4. Clark, Mike (1968-71,73)	—	180	69	386
5. Fritsch, Toni (1971-73,75)	—	119	66	317
6. Clarke, Frank (1960-67)	51	—	—	306
Hill, Tony (1960-67)	51	—	—	306
8. Pearson, Drew (1973-83)	50	—	—	300
9. Perkins, Don (1961-68)	45	—	—	270
Hill, Calvin (1969-74)	45	—	—	270

THE RECORDS

FIELD GOALS (Min. 100 made)

Player	Att.	Made	Pct.	Long
1. Septien, Rafael (1978-86).....	226	162	.717	53

PUNTING (Min. 300)

Player	No.	Avg.	Long	Blk.
1. Saxon, Mike (1985-91).....	530	41.4	64	4
2. White, Danny (1976-88).....	612	40.1	73	4

INTERCEPTIONS

Player	No.	Yards	Avg.	Long	TD
1. Renfro, Mel (1964-77).....	52	626	12.0	90	3
2. Walls, Everson (1981-89).....	44	391	8.9	37	0
3. Waters, Charlie (1970-78,80-81).....	41	584	14.2	56t	2
4. Thurman, Dennis (1978-85).....	36	562	15.6	96	4
5. Downs, Michael (1981-88).....	34	433	12.7	31	1
Green, Cornell (1962-74).....	34	552	16.2	59	2
7. Jordan, Lee Roy (1963-76).....	32	472	14.8	49	3
8. Harris, Cliff (1970-79).....	29	281	9.7	60	1
9. Howley, Chuck (1961-73).....	24	395	16.5	58	2
10. Bishop, Don (1960-65).....	22	364	16.5	57	0

PUNT RETURNS (Min. 75 returns)

Player	No.	Yards	Avg.	Long	TD
1. Hayes, Bob (1965-74).....	104	1,158	11.1	90	3
2. Martin, Kelvin (1987-91).....	96	898	9.4	85t	1
3. Johnson, Butch (1976-83).....	146	1,313	9.0	55	0
4. Jones, James (1980-85).....	87	736	8.5	52	0
5. Renfro, Mel (1964-77).....	109	842	7.7	69	1

KICKOFF RETURNS (Min. 75 returns)

Player	No.	Yards	Avg.	Long	TD
1. Renfro, Mel (1964-77).....	85	2,246	26.4	100t	2
2. Johnson, Butch (1976-83).....	79	1,832	23.2	74	0
3. Dixon, James (1989-90).....	83	1,917	23.1	97t	1
4. Clack, Darryl (1986-89).....	83	1,802	21.7	51	0

COMBINED YARDAGE

Player	Total	Rush	Rec	Int. Ret.	Punt Ret.	Kick Ret.	Fum. Ret.
1. Dorsett, Tony (1977-87).....	15,501	12,036	3,432	—	—	—	33
2. Hayes, Bob (1965-74).....	9,104	70	7,295	0	1,158	581	0
3. Hill, Tony (1977-86).....	8,436	84	7,988	0	268	96	0
4. Pearson, Drew (1973-83).....	8,180	190	7,822	0	13	155	0
5. Perkins, Don (1961-68).....	8,005	6,217	1,310	0	8	443	0

Cowboys Leaders By Years

RUSHING

Year	Player	Att.	Yds.	Avg.	Long	TD	NFL/NFC Rank
1960	Dupre, L. G.	104	362	3.5	18	3	20
1961	*Perkins, Don	200	815	4.1	47	4	6
1962	Perkins, Don	222	945	4.3	35	7	5
1963	Perkins, Don	149	614	4.1	19t	7	10
1964	Perkins, Don	174	768	4.4	59	6	5
1965	Perkins, Don	177	690	3.9	43	0	7
1966	Reeves, Dan	175	757	4.3	67t	8	6
1967	Perkins, Don	201	823	4.1	30	6	6
1968	Perkins, Don	191	836	4.4	28t	4	6
1969	*Hill, Calvin	204	942	4.6	55	8	2
1970	*Thomas, Duane	151	803	5.3	47t	5	8/5
1971	Thomas, Duane	175	793	4.5	56t	11	11/7
1972	Hill, Calvin	245	1,036	4.2	26	6	7/3
1973	Hill, Calvin	273	1,142	4.2	21	6	3/2
1974	Hill, Calvin	185	844	4.6	27	7	8/3
1975	Newhouse, Robert	209	930	4.4	29	2	9/4
1976	Dennison, Doug	153	542	3.5	14	6	35/18
1977	*Dorsett, Tony	208	1,007	4.8	84t	12	9/4
1978	Dorsett, Tony	290	1,325	4.6	63t	7	3/2
1979	Dorsett, Tony	250	1,107	4.4	41	6	11/8
1980	Dorsett, Tony	278	1,185	4.3	56	11	6/6
1981	Dorsett, Tony	342	1,646	4.8	75t	4	2/2
1982	Dorsett, Tony	177	745	4.2	99t	5	2/1
1983	Dorsett, Tony	289	1,321	4.6	77	8	6/5
1984	Dorsett, Tony	302	1,189	3.9	31t	6	7/7
1985	Dorsett, Tony	305	1,307	4.3	60t	7	6/4
1986	Dorsett, Tony	184	748	4.1	33	5	19/11
1987	Walker, Herschel	209	891	4.3	60t	7	6/3
1988	Walker, Herschel	361	1,514	4.2	38	5	2/1
1989	Palmer, Paul	112	446	4.0	63t	2	39/18
1990	*Smith, Emmitt	241	937	3.9	48t	11	10/5
1991	Smith, Emmitt	365	1,563	4.3	75t	12	1/1

PASSING

Year	Player	Att.	Comp.	Pct.	Yds.	TD	Int.	Rating	NFL/NFC Rank
1960	LeBaron, E.	225	111	49.3	1,736	12	25	53.4	8
1961	LeBaron, E.	236	120	50.8	1,741	14	16	66.5	9
1962	LeBaron, E.	166	95	57.2	1,436	16	9	95.3	3
1963	Meredith, D.	310	167	53.9	2,381	17	18	73.2	10
1964	Meredith, D.	323	158	48.9	2,143	9	16	67.3	15
1965	Meredith, D.	305	141	46.2	2,415	22	13	79.7	8
1966	Meredith, D.	344	177	51.5	2,805	24	12	87.7	4
1967	Meredith, D.	255	128	50.2	1,834	16	16	68.6	8
1968	Meredith, D.	309	171	55.3	2,500	21	12	88.3	2
1969	Morton, C.	302	162	53.6	2,619	21	15	85.4	5
1970	Morton, C.	207	102	49.3	1,819	15	7	89.7	5/4
1971	Staubach, R.	211	126	59.7	1,882	15	4	104.8	1/1
1972	Morton, C.	339	185	54.6	2,396	15	21	65.9	15/7
1973	Staubach, R.	286	179	62.6	2,428	23	15	94.6	1/1
1974	Staubach, R.	360	190	52.8	2,552	11	15	68.5	14/7
1975	Staubach, R.	348	198	56.9	2,666	17	16	78.6	8/2
1976	Staubach, R.	369	208	56.4	2,715	14	11	79.9	8/5
1977	Staubach, R.	361	210	58.2	2,620	18	9	87.1	2/1
1978	Staubach, R.	413	231	55.9	3,190	25	16	84.9	1/1
1979	Staubach, R.	461	267	57.9	3,586	27	11	92.4	1/1
1980	White, D.	436	260	59.6	3,287	28	25	80.8	9/7
1981	White, D.	391	223	57.0	3,098	22	13	87.5	5/2

*Rookie

THE RECORDS

Leaders By Years, Cont.

PASSING (Cont.)

Year	Player	Att.	Comp.	Pct.	Yds.	TD	Int.	Rating	NFL/NFC Rank
1982	White, D.	247	156	63.2	2,079	16	12	91.1	4/2
1983	White, D.	533	334	62.7	3,980	29	23	85.6	9/6
1984	White, D.	233	126	54.1	1,580	11	11	71.5	22/11
1985	White, D.	450	267	59.3	3,157	21	17	80.6	9/4
1986	Pelluer, S.	378	215	56.9	2,727	8	17	67.9	20/9
1987	White, D.	362	215	59.4	2,617	12	17	73.2	19/9
1988	Pelluer, S.	435	245	56.3	3,139	17	19	73.9	16/9
1989	*Aikman, T.	293	155	52.9	1,749	9	18	55.7	27/14
1990	Aikman, T.	399	226	56.6	2,579	11	18	66.6	27/14
1991	Aikman, T.	363	237	65.3	2,754	11	10	86.7	6/4

RECEIVING

Year	Player	No.	Yds.	Avg.	Long	TD	NFL/NFC Rank
1960	Doran, Jim	31	554	17.9	75t	3	21
1961	Howton, Billy	56	785	14.0	53	4	6
1962	Howton, Billy	49	706	14.4	69t	6	15
1963	Clarke, Frank	43	833	19.4	75t	10	3
1964	Clarke, Frank	65	973	15.0	49	5	3
1965	*Hayes, Bob	46	1,003	21.8	82t	12	13
1966	Hayes, Bob	64	1,232	19.3	95t	13	4
1967	Rentzel, Lance	58	996	17.2	74t	8	6
1968	Rentzel, Lance	54	1,009	18.7	65t	6	3
1969	Rentzel, Lance	43	960	22.3	75t	12	20
1970	Hayes, Bob	34	889	26.1	89t	10	45/26
1971	Garrison, Walt	40	396	9.9	36	1	23/10
1972	Hill, Calvin	43	364	8.5	33t	3	18/9
1973	Hill, Calvin	32	290	9.1	29	0	36/21
1974	Pearson, Drew	62	1,087	17.9	50t	2	3/2
1975	Pearson, Drew	46	822	17.9	46t	8	16/9
1976	Pearson, Drew	58	806	13.9	54	6	4/1
1977	Pearson, Drew	48	870	18.1	67	2	9/3
1978	Pearson, Drew	47	526	11.2	34	0	26/15
1979	Hill, Tony	60	1,062	17.7	75t	10	12/6
1980	Hill, Tony	60	1,055	17.6	58t	8	16/9
1981	Hill, Tony	46	953	20.7	63t	4	47/26
	Springs, Ron	46	359	7.8	32t	2	
1982	Hill, Tony	35	526	15.0	47	1	22/8
1983	Springs, Ron	73	589	8.1	80t	1	9/4
1984	Cosbie, Doug	60	789	13.2	36	4	28/12
1985	Hill, Tony	74	1,113	15.0	53t	7	9/3
1986	Walker, Herschel	76	837	11.0	84t	2	9/4
1987	Walker, Herschel	60	715	11.9	44	1	5/4
1988	Alexander, Ray	54	788	14.6	50t	6	34/21
1989	Martin, Kelvin	46	644	14.0	46	2	53/26
1990	Martin, Kelvin	64	732	11.4	45	0	17/9
1991	Irvin, Michael	93	1,523	16.4	66t	8	2/1

PUNTING

Year	Player	No.	Avg.	Long	Had Blocked	NFL/NFC Rank
1960	Sherer, Dave	57	42.5	67	1	7
1961	*Green, Allen	61	36.7	53	1	14
1962	Baker, Sam	57	45.4	72	0	3
1963	Baker, Sam	71	44.2	64	0	7
1964	*Lothridge, Billy	62	40.3	75	1	15
1965	Villanueva, Danny	60	41.8	58	0	10
1966	Villanueva, Danny	65	39.2	58	1	13
1967	Villanueva, Danny	67	40.4	57	0	9
1968	Widby, Ron	59	40.9	84	0	5
1969	Widby, Ron	63	43.3	62	0	2
	*Rookie					

THE RECORDS

Leaders By Years, Cont.

PUNTING (Cont.)

Year	Player	No.	Avg.	Long	Had Blocked	NFL/NFC Rank
1970	Widby, Ron	69	41.3	59	1	10/2
1971	Widby, Ron	56	41.6	59	1	8/3
1972	*Bateman, Marv	51	38.2	61	0	24/13
1973	Bateman, Marv	55	41.6	62	2	11/7
1974	*Carrell, Duane	40	39.8	59	0	11/5
1975	*Hoopas, Mitch	68	39.4	55	1	16/9
1976	White, Danny	70	38.4	54	2	20/9
1977	White, Danny	80	39.6	57	1	12/8
1978	White, Danny	76	40.5	56	1	8/5
1979	White, Danny	76	41.7	73	0	4/2
1980	White, Danny	71	40.9	58	0	10/5
1981	White, Danny	81	40.8	60	0	14/8
1982	White, Danny	37	41.7	56	0	8/5
1983	White, Danny	38	40.6	50	1	DNQ
1984	White, Danny	82	38.4	54	0	28/14
1985	*Saxon, Mike	81	41.9	57	1	13/8
1986	Saxon, Mike	86	40.7	58	1	15/9
1987	Saxon, Mike	68	39.5	63	0	20/10
1988	Saxon, Mike	80	40.9	55	0	10/4
1989	Saxon, Mike	79	40.9	56	2	10/6
1990	Saxon, Mike	79	43.2	62	0	4/2
1991	Saxon, Mike	57	42.6	64	0	11/6

SCORING

Year	Player	TD	PAT	FG	Tot.	NFL/NFC Rank
1960	Cone, Fred	0	21	6	39	27
1961	Clarke, Frank	9	0	0	54	22
1962	Baker, Sam	0	50	14	92	6
1963	Baker, Sam	0	38	9	65	14
1964	*VanRaaphorst, Dick	0	28	14	70	13
1965	Villanueva, Danny	0	37	16	85	10
1966	Villanueva, Danny	0	56	17	107	2
1967	Hayes, Bob	11	0	0	66	16
	Reeves, Dan	11	0	0	66	
1968	Clark, Mike	0	54	17	105	2
1969	Clark, Mike	0	43	20	103	2
1970	Clark, Mike	0	35	18	89	12/8
1971	Clark, Mike	0	47	13	86	13/7
1972	Fritsch, Toni	0	36	21	99	7/3
1973	Fritsch, Toni	0	43	18	97	11/7
1974	*Herrera, Efren	0	33	8	57	26/9
1975	Fritsch, Toni	0	38	22	104	3/2
1976	Herrera, Efren	0	34	18	88	6/4
1977	Herrera, Efren	0	39	18	93	3/2
1978	Septien, Rafael	0	46	16	94	5/2
1979	Septien, Rafael	0	40	19	97	8/3
1980	Septien, Rafael	0	59	11	92	13/6
1981	Septien, Rafael	0	40	27	122	1/1
1982	Septien, Rafael	0	28	10	58	11/5
1983	Septien, Rafael	0	57	22	123	5/5
1984	Septien, Rafael	0	33	23	102	13/6
1985	Septien, Rafael	0	42	19	99	17/8
1986	Septien, Rafael	0	43	15	88	20/9
1987	Ruzek, Roger	0	26	22	92	5/3
1988	Ruzek, Roger	0	27	12	63	36/17

*Rookie

THE RECORDS

Leaders By Years, Cont.

SCORING (Cont.)

1989	Ruzek, Roger	0	14	5	29	DNQ
1990	*Willis, Ken	0	26	18	80	25/13
1991	Willis, Ken	0	37	27	118	3/2

FIELD GOALS

Year	Player	Att.	Made	Pct.	Long	NFL/NFC
						Rank
1960	Cone, Fred	13	6	.462	45	12
1961	Bielski, Dick	9	6	.667	42	13
1962	Baker, Sam	27	14	.519	53	3
1963	Baker, Sam	20	9	.450	53	12
1964	*VanRaaphorst, Dick	29	14	.483	43	8
1965	Villanueva, Danny	27	16	.593	41	7
1966	Villanueva, Danny	31	17	.548	37	8
1967	Villanueva, Danny	23	9	.391	34	14
1968	Clark, Mike	29	17	.586	50	7
1969	Clark, Mike	36	20	.555	47	5
1970	Clark, Mike	27	18	.667	43	7/4
1971	Clark, Mike	25	13	.520	48	19/9
1972	Fritsch, Toni	36	21	.583	54	18/8
1973	Fritsch, Toni	28	18	.643	37	12/4
1974	*Herrera, Efren	13	8	.615	39	11/5
1975	Fritsch, Toni	35	22	.629	43	14/8
1976	Herrera, Efren	23	18	.783	46	1/1
1977	Herrera, Efren	29	18	.621	52	12/1
1978	Septien, Rafael	26	16	.615	48	17/9
1979	Septien, Rafael	29	19	.655	51	9/4
1980	Septien, Rafael	17	11	.647	52	13/7
1981	Septien, Rafael	35	27	.771	47	4/3
1982	Septien, Rafael	14	10	.714	53	13/6
1983	Septien, Rafael	27	22	.815	47	7/3
1984	Septien, Rafael	29	23	.793	52	4/3
1985	Septien, Rafael	28	19	.679	53	18/9
1986	Septien, Rafael	21	15	.714	50	11/5
1987	Ruzek, Roger	25	22	.880	49	2/1
1988	Ruzek, Roger	22	12	.546	50	25/14
1989	Zendejas, Luis	9	5	.556	47	DNQ
1990	*Willis, Ken	25	18	.720	49	17/8
1991	Willis, Ken	39	27	.692	54	21/11

KICKOFF RETURNS

Year	Player	No.	Yds.	Avg.	Long	TD	NFL/NFC
							Rank
1960	Franckhauser, Tom	26	526	20.2	46	0	19
1961	*Marsh, Amos	26	667	25.7	79	0	13
1962	Marsh, Amos	29	725	25.0	101t	1	10
1963	*Stiger, Jim	18	432	24.0	66	0	12
1964	*Renfro, Mel	40	1,017	25.4	65	0	7
1965	Renfro, Mel	21	630	30.0	100t	1	4
1966	Renfro, Mel	19	487	25.6	87t	1	9
1967	Garrison, Walt	20	366	18.3	36	0	23
1968	Baynham, Craig	23	590	25.7	40	0	7
1969	*Flowers, Richmond	11	283	25.7	30	0	29
1970	*Thomas, Duane	19	416	21.9	33	0	23/10
1971	Harris, Cliff	29	823	28.4	77	0	4/4
1972	Harris, Cliff	26	615	23.7	44	0	23/11

*Rookie

THE RECORDS

Leaders By Years, Cont.

KICKOFF RETURNS (Cont.)

Year	Player	No.	Yds.	Avg.	Long	TD	NFL/NFC Rank
1973	Montgomery, Mike	6	175	29.2	63	0	DNQ
1974	*Morgan, Dennis	35	823	23.5	43	0	21/11
1975	Pearson, Preston	16	391	24.4	42	0	13/7
1976	*Johnson, Butch	28	693	24.8	74	0	11/5
1977	Johnson, Butch	22	536	24.4	64	0	9/5
1978	Johnson, Butch	29	603	20.8	56	0	27/12
1979	*Springs, Ron	38	780	20.5	70	0	25/12
1980	*Jones, James	32	720	22.5	41	0	11/6
1981	Jones, James	27	517	19.1	33	0	36/17
1982	Fellows, Ron	16	359	22.4	35	0	16/9
1983	Fellows, Ron	43	855	19.9	53	0	26/12
1984	Allen, Gary	33	666	20.2	34	0	24/11
1985	*Lavette, Robert	34	682	20.1	34	0	27/13
1986	Lavette, Robert	36	699	19.4	37	0	27/12
1987	Clack, Darryl	29	635	21.9	48	0	9/7
1988	Burbage, Cornell	20	448	22.4	53	0	9/2
1989	*Dixon, James	47	1,181	25.1	97t	1	5/2
1990	Dixon, James	36	736	20.4	47	0	13/7
1991	Wright, Alexander	21	514	24.5	102t	1	3/2

PUNT RETURNS

Year	Player	No.	Yds.	Avg.	Long	TD	NFL/NFC Rank
1960	Butler, Bill	13	131	10.1	46	0	2
1961	*Marsh, Amos	14	71	5.1	19	0	14
1962	Lockett, J. W.	8	45	5.6	17	0	14
1963	*Stiger, Jim	14	141	10.1	45	0	6
1964	*Renfro, Mel	32	418	13.1	69t	1	3
1965	Renfro, Mel	24	145	6.0	35	0	9
1966	Hayes, Bob	17	106	6.2	18	0	7
1967	Hayes, Bob	24	276	11.5	69t	1	2
1968	Hayes, Bob	15	312	20.8	90t	2	1
1969	Hayes, Bob	18	179	9.9	50	0	3
1970	Hayes, Bob	15	116	7.7	34	0	20/7
1971	Harris, Cliff	17	129	7.6	35	0	11/4
1972	Harris, Cliff	19	78	4.1	21	0	21/11
1973	*Richards, Golden	21	139	6.6	46	0	23/10
1974	*Morgan, Dennis	19	287	15.1	98t	1	3/2
1975	Richards, Golden	28	288	10.3	43t	1	12/5
1976	*Johnson, Butch	45	489	10.9	55	0	8/4
1977	Johnson, Butch	50	423	8.5	38	0	20/7
1978	Johnson, Butch	51	401	7.9	23	0	18/9
1979	*Wilson, Steve	35	236	6.8	13	0	20/7
1980	*Jones, James	54	548	10.1	52	0	5/4
1981	Jones, James	33	188	5.7	17	0	28/14
1982	Fellows, Ron	25	189	7.6	17	0	18/8
1983	Hill, Rod	30	232	7.7	37	0	20/10
1984	Allen, Gary	54	446	8.3	18	0	16/8
1985	Bates, Bill	22	152	6.9	21	0	20/8
1986	Banks, Gordon	27	160	5.9	20	0	22/11
1987	*Martin, Kelvin	22	216	9.8	38	0	12/7
1988	Martin, Kelvin	44	360	8.2	21	0	17/7
1989	Shepard, Derrick	24	160	6.7	17	0	—
1990	Shepard, Derrick	20	121	6.1	13	0	20/13
1991	Martin, Kelvin	21	244	11.6	85t	1	3/3

*Rookie

THE RECORDS

Leaders By Years, Cont.

INTERCEPTIONS

Year	Player	No.	Yds.	Avg.	Long	TD	NFL/NFC Rank
1960	Bishop, Don	3	13	4.3	13	0	25
	Franckhauser, Tom	3	11	3.7	9	0	
1961	Bishop, Don	8	172	21.5	57	0	2
1962	Bishop, Don	6	134	22.3	44	0	9
1963	Green, Cornell	7	211	30.1	55	0	6
1964	*Renfro, Mel	7	110	15.7	39t	1	4
1965	Green, Cornell	3	49	16.3	43	0	27
	Livingston, Warren	3	5	1.7	5	0	
	*Logan, Obert	3	5	1.7	3	0	
1966	Green, Cornell	4	88	22.0	41	1	21
1967	Green, Cornell	7	52	7.4	28	0	7
	Renfro, Mel	7	38	5.4	30	0	
1968	Howley, Chuck	6	115	19.2	58	1	11
1969	Renfro, Mel	10	118	11.8	41	0	1
1970	*Waters, Charlie	5	45	9.0	20	0	16/9
1971	Adderley, Herb	6	182	30.3	46	0	9/4
1972	Waters, Charlie	6	132	22.0	56	1	7/3
1973	Jordan, Lee Roy	6	78	13.0	31t	1	4/2
1974	Harris, Cliff	3	8	2.7	8	0	42/20
1975	Jordan, Lee Roy	6	80	13.3	38	0	7/4
1976	Washington, Mark	4	49	12.3	22	0	24/11
1977	Harris, Cliff	5	7	1.4	7	0	16/7
1978	Barnes, Benny	5	72	14.4	38	0	25/14
1979	Hughes, Randy	2	91	45.5	68	0	93/45
	Harris, Cliff	2	35	17.5	20	0	
	Barnes, Benny	2	20	10.0	11	0	
	Lewis, D. D.	2	8	4.0	5	0	
	Kyle, Aaron	2	0	0.0	0	0	
1980	Thurman, Dennis	5	114	22.8	78t	1	24/10
	Waters, Charlie	5	78	15.6	29	0	
1981	*Walls, Everson	11	133	12.1	33	0	1/1
1982	Walls, Everson	7	61	8.7	37	0	1/1
1983	Thurman, Dennis	6	49	8.2	34	0	15/8
1984	Downs, Michael	7	126	18.0	27t	1	4/2
1985	Walls, Everson	9	31	3.4	19	0	1/1
1986	Downs, Michael	6	54	9.0	31	0	11/7
1987	Walls, Everson	5	38	7.6	30	0	7/4
1988	Williams, Robert	2	18	9.0	12	0	81/47
	Downs, Michael	2	3	1.5	3	0	
	Walls, Everson	2	0	0.0	0	0	
1989	Lockhart, Eugene	2	14	7.0	12	0	81/41
1990	Holt, Issiac	3	72	24.0	64t	1	33/17
	Washington, James	3	24	8.0	13	0	
1991	Holt, Issiac	4	2	0.5	2	0	23T/13T

TACKLES

Year	Player	Solo	Assists	Total
1979	Breunig, Bob	81	86	167
1980	Breunig, Bob	69	60	129
1981	Breunig, Bob	63	51	114
1982	Downs, Michael	49	21	70
1983	Breunig, Bob	69	57	126
1984	Downs, Michael	96	40	136
1985	Lockhart, Eugene	69	59	128
1986	Lockhart, Eugene	77	44	121
1987	Downs, Michael	58	28	86
1988	Bates, Bill	85	39	124
1989	Lockhart, Eugene	154	68	222
1990	Lockhart, Eugene	72	67	139
1991	Del Rio, Jack	77	53	130

*Rookie

Cowboys Individual Records

1960 - 12 games; 1961-77 - 14 games; 1978-90 - 16 games.
NOTE: The 1982 regular season was reduced to nine games and the 1987 season to 15 games due to players' strikes.

SERVICE

Most Seasons

- 15 Ed Jones, 1974-78, 1980-89
- 14 Bob Lilly, 1961-74
- 14 Lee Roy Jordan, 1963-76
- 14 Jethro Pugh, 1965-78
- 14 Randy White, 1975-88
- 14 Tom Rafferty, 1976-89

Most Games Played

- 224 Ed Jones, 1974-78, 1980-89
- 209 Randy White, 1975-88
- 204 Tom Rafferty, 1976-89

Most Consecutive Games Played

- 196 Bob Lilly, 1961-74
- 168 Cornell Green, 1962-74
- 167 Tom Rafferty, 1976-87

Most Games Started

- 203 Ed Jones, 1974-78, 1980-89
- 194 Bob Lilly, 1961-74
- 183 Tom Rafferty, 1976-89

Most Consecutive Games Started

- 154 Lee Roy Jordan, 1966-76
- 145 Cornell Green, 1964-74
- 135 Bob Lilly, 1965-74
- 135 D.D. Lewis, 1972-81

SCORING

Most Seasons Leading Team

- 9 Rafael Septien, 1978-86
- 4 Mike Clark, 1968-71

Most Consecutive Seasons Leading Team

- 9 Rafael Septien, 1978-86
- 4 Mike Clark, 1968-71

POINTS

Career

- 874 Rafael Septien, 1978-86 (388-pat, 162-fg)
- 516 Tony Dorsett, 1977-87 (86-td)

Season

- 123 Rafael Septien, 1983 (57-pat, 22-fg)
- 121 Rafael Septien, 1981 (40-pat, 27-fg)
- 118 Ken Willis, 1991 (37-pat, 27-fg)

Most Seasons, 100 or More Points

- 2 Mike Clark, 1968-69
- 2 Rafael Septien, 1981, 1983

Season, Rookie

- 80 Ken Willis, 1990 (26-pat, 18-fg)
- 78 Bob Hayes, 1965 (13-td)
- 78 Tony Dorsett, 1977 (13-td)

Game

- 24 Dan Reeves, vs. Atl., 11/5/67 (4 TDs)
- 24 Bob Hayes, vs. Hou., 12/20/70 (4 TDs)
- 24 Calvin Hill, @ Buf., 9/19/71 (4 TDs)
- 24 Duane Thomas, vs. StL., 12/18/71 (4 TDs)
- 24 Emmitt Smith, vs. Pho., 12/16/90 (4 TDs)

Game, Opponent

- 24 Dick James, @ Wash., 12/17/61
- 24 Harold Jackson, @ Rams, 10/14/73

Most Consecutive Games Scoring

- 111 Rafael Septien, 1978-85

TOUCHDOWNS

Most Seasons Leading Team

- 7 Tony Dorsett, 1977-78, 1980, 1982-85

Most Consecutive Seasons Leading Team

- 4 Tony Dorsett, 1982-85
- 4 Herschel Walker, 1986-89

Career

- 86 Tony Dorsett, 1977-87 (72-r, 13-p, 1-ret.)
- 76 Bob Hayes, 1965-74 (2-r, 71-p, 3-ret.)
- 51 Frank Clarke, 1960-67 (1-r, 50-p)
- 51 Tony Hill, 1977-86 (51-p)

Season

- 16 Dan Reeves, 1966 (8-r, 8-p)
- 14 Frank Clarke, 1962, (14-p)

Season, Rookie

- 13 Bob Hayes, 1965 (1-r, 12-p)
- 13 Tony Dorsett, 1977 (12-r, 1-p)

Game

- 4 Dan Reeves, vs. Atl., 11/5/67 (2-r, 2-p)
- 4 Bob Hayes, vs. Hou., 12/20/70 (4-p)
- 4 Calvin Hill, @ Buf., 9/19/71 (4-r)
- 4 Duane Thomas, vs. StL., 12/18/71 (3-r, 1-p)
- 4 Emmitt Smith, vs. Pho., 12/16/90 (4-r)

Game, Opponent

- 4 Dick James, @ Wash., 12/17/61 (3-r, 1-p)
- 4 Harold Jackson, @ Rams, 10/14/73 (4-p)

Most Consecutive Games Scoring

- 7 Frank Clarke, 1961-62
- 7 Bob Hayes, 1965-66

POINTS AFTER TOUCHDOWN

Most Attempted, Career

- 398 Rafael Septien, 1978-86
- 182 Mike Clark, 1968-71, 1973

Most Attempted, Season

- 60 Rafael Septien, 1980
- 59 Rafael Septien, 1983
- 56 Danny Villanueva, 1966

Most Attempted, Game

- 8 Danny Villanueva, vs. Phil., 10/19/66
- 8 Mike Clark, vs. Det., 9/15/68
- 8 Rafael Septien, vs. SFO, 10/12/80

Most Made, Career

- 388 Rafael Septien, 1978-86
- 180 Mike Clark, 1968-71, 1973

Most Made, Season

- 59 Rafael Septien, 1980
- 57 Rafael Septien, 1983
- 56 Danny Villanueva, 1966

Cowboys Individual Records (Cont.)

Most Made, Game

- 8 Rafael Septien, vs. SFO, 10/12/80
- 8 Mike Clark, vs. Det., 9/15/68
- 8 Danny Villanueva, vs. Phil., 10/19/66

Game, Opponent

- 7 Gerry Perry, @ StL., 12/9/62

Most Consecutive Made

- 99 Mike Clark, 1969-1971

Highest Percentage Made (200 made)

- 97.5 Rafael Septien (398-388)

Most Made, No Misses, Season

- 56 Danny Villanueva, 1966
- 54 Mike Clark, 1968

FIELD GOALS**Most Attempted, Career**

- 226 Rafael Septien, 1978-88
- 119 Mike Clark, 1968-71, 1973
- 107 Toni Fritsch, 1971-73, 1975

Most Attempted, Season

- 39 Ken Willis, 1991
- 36 Toni Fritsch, 1972
- 36 Mike Clark, 1969

Most Attempted, Game

- 7 Mike Clark, @ Chi., 11/24/68
- 6 Toni Fritsch, vs. Rams, 9/21/75

Most Attempted, Opponent/Game

- 7 Sam Baker, @ Phil., 12/5/65

Most Made, Career

- 162 Rafael Septien, 1978-88
- 69 Mike Clark, 1968-71, 1973
- 66 Toni Fritsch, 1971-73, 1975

Most Made, Season

- 27 Rafael Septien, 1981
- 27 Ken Willis, 1991
- 23 Rafael Septien, 1984

Most Made, Season, Rookie

- 18 Ken Willis, 1990
- 14 Dick Van Raaphorst, 1964

Most Made, Game

- 5 Roger Ruzek, @ Rams, 12/21/87

Most Made, Opponent/Game

- 4 Many times, last by Al Del Greco, @ Hou., 11/10/91

Most Made, No Misses, Game

- 5 Roger Ruzek, @ Rams, 12/21/87

Most Made, One Quarter

- 4 Roger Ruzek, vs. N.Y. Giants, 11/2/87

Most Consecutive Field Goals Made

- 9 Rafael Septien, 1981
- 9 Ken Willis, 1991

Most Consecutive Games Made

- 10 Mike Clark, 1969-70
- 10 Toni Fritsch, 1972-73
- 10 Toni Fritsch, 1975

Longest Field Goal

- 54 Toni Fritsch, @ Gia., 9/24/72
- 54 Ken Willis, @ Cle., 9/1/91
- 53 Sam Baker, vs. Gia., 11/11/62
- 53 Sam Baker, vs. Pitt., 12/8/63
- 53 Rafael Septien, @ Hou., 12/13/82
- 53 Rafael Septien, vs. Wash., 9/9/85

Longest Field Goal, Opponent

- 59 Tony Franklin, Phil., 11/12/79

Most Made, 50 or More Yards, Career

- 8 Rafael Septien, 1978-86
- 4 Ken Willis, 1990-91

Most Made, 50 or More Yards, Season

- 4 Ken Willis, 1991
- 2 Toni Fritsch, 1972
- 2 Rafael Septien, 1979, 1984

Most Made, 50 or More Yards, Game

- 1 By many, last by Ken Willis, @ Phil., 12/15/91

Highest Field Goal Percentage, Career (100 made)

- 71.7 Rafael Septien, 1978-86 (226-162)

Highest Field Goal Percentage, Season (Qualifiers)

- 88.0 Roger Ruzek, 1987 (22-25)
- 81.5 Rafael Septien, 1983 (22-27)
- 79.3 Rafael Septien, 1984 (23-29)

Highest Field Goal Percentage, Season, Rookie (Qualifiers)

- 72.0 Ken Willis, 1990 (18-25)
- 61.5 Efrén Herrera, 1974 (8-13)

SAFETIES**Most, Career**

- 2 Jethro Pugh, 1965-78
- 2 Benny Barnes, 1972-82
- 2 Harvey Martin, 1973-83

Most, Season

- 2 Benny Barnes, 1973

Most, Game

- 1 By many, last by Manny Hendrix, @ Phil., 12/15/91

RUSHING**Most Seasons Leading Team**

- 10 Tony Dorsett, 1977-86
- 7 Don Perkins, 1961-65, 1967-68

Most Consecutive Seasons Leading Team

- 10 Tony Dorsett, 1977-86
- 5 Don Perkins, 1961-65

ATTEMPTS**Career**

- 2,755 Tony Dorsett (1977-87)
- 1,500 Don Perkins (1961-68)
- 1,166 Calvin Hill (1969-74)

Season

- 365 Emmitt Smith, 1991
- 361 Herschel Walker, 1988
- 342 Tony Dorsett, 1981

Season, Rookie

- 241 Emmitt Smith, 1990
- 208 Tony Dorsett, 1977
- 204 Calvin Hill, 1969

Game

- 34 Emmitt Smith, @ Was., 11/24/91
- 32 5 times, last by Emmitt Smith, vs. Atl., 12/22/91

Cowboys Individual Records (Cont.)

Game, Opponent

32 John Riggins, Wash., 10/14/84

YARDS GAINED

Career

12,036 Tony Dorsett, 1977-87
6,217 Don Perkins, 1961-68
5,009 Calvin Hill, 1969-74

Season

1,646 Tony Dorsett, 1981
1,563 Emmitt Smith, 1991
1,514 Herschel Walker, 1988
1,325 Tony Dorsett, 1979
1,321 Tony Dorsett, 1983

Season, Rookie

1,007 Tony Dorsett, 1977
942 Calvin Hill, 1969

Game

206 Tony Dorsett, vs. Phil., 12/4/77
183 Tony Dorsett, @ Gia., 11/9/80
182 Emmitt Smith, @ Pho., 9/22/91

Game, Rookie

206 Tony Dorsett, vs. Phil., 12/4/77
150 Calvin Hill, @ Wash., 11/16/69
141 Tony Dorsett, @ St.L., 10/9/77

Game, Opponent

232 Jim Brown, Clev., 9/22/63
206 Greg Bell, @ Buf., 11/18/84
195 Earl Campbell, Hou., 11/22/79

Longest Run (All TDs)

99 Tony Dorsett, @ Minn., 1/3/83
84 Herschel Walker, vs. Phil., 12/14/86
84 Tony Dorsett, vs. Phil., 12/4/77

Longest Run, Opponent (All TDs)

85 Greg Bell, @ Buf., 11/18/84

Most Seasons, 1,000 or More Yards

8 Tony Dorsett, 1977-81, 1983-85
2 Calvin Hill, 1972-73

Most Consecutive Seasons, 1,000 or More Yards

5 Tony Dorsett, 1977-81

Most Games, 100 or More Yards, Career

43 Tony Dorsett, 1977-87
16 Calvin Hill, 1969-74

Most Games, 100 or More Yards, Season

9 Tony Dorsett, 1981
8 Tony Dorsett, 1983
8 Emmitt Smith, 1991

Most Consecutive Games, 100 or More Yards

4 Tony Dorsett, 1979
3 Tony Dorsett, 1981
3 Tony Dorsett, 1983
3 Emmitt Smith, 1991

AVERAGE GAIN

Career (700 att.)

4.37 Tony Dorsett, 1977-87
(2,755-12,036)
4.32 Walt Garrison, 1966-74 (899-3,886)

Season (Qualifiers)

5.6 Amos Marsh, 1962 (144-802)
5.3 Duane Thomas, 1970 (151-803)
4.9 Herschel Walker, 1986 (151-737)

Game (10 att.)

12.1 Walt Garrison, vs. Wash., 12/9/72
(10-121)
10.9 Amos Marsh, @ Wash., 11/4/62
(10-109)
10.8 Dan Reeves, vs. Wash., 12/11/66
(10-108)

TOUCHDOWNS

Most Seasons Leading Team

7 Tony Dorsett, 1977, 1979-80, 1982-85
6 Don Perkins, 1961-64, 1966-67

Most Consecutive Seasons Leading Team

4 Don Perkins, 1961-64
4 Tony Dorsett, 1982-85
4 Herschel Walker, 1986-89

Career

72 Tony Dorsett, 1977-87
42 Don Perkins, 1961-88
39 Calvin Hill, 1969-74

Season

12 Tony Dorsett, 1977
12 Herschel Walker, 1986
12 Emmitt Smith, 1991

Season, Rookie

12 Tony Dorsett, 1977
11 Emmitt Smith, 1990

Game

4 Calvin Hill, @ Buf., 9/19/71
4 Emmitt Smith, vs. Pho., 12/16/90

Game, Opponent

3 Jim Taylor, @ GBay, 11/13/60
3 Dick James, Wash., 12/17/61
3 Cleveland Gary, @ Rams, 11/18/90

Most Consecutive Games Rushing for Touchdown

6 Tony Dorsett, 1977
6 Tony Dorsett, 1980

PASSING

Most Seasons Leading Team

8 Roger Staubach, 1971, 1973-79
7 Danny White, 1980-85, 1987
6 Don Meredith, 1963-68

Most Consecutive Seasons Leading Team

7 Roger Staubach, 1973-79
6 Don Meredith, 1963-68
6 Danny White, 1980-85

RATING

Highest, Career (1,500 att.)

83.5 Roger Staubach, 1969-79
81.7 Danny White, 1976-88
74.7 Don Meredith, 1960-68

Highest, Season (qualifiers)

104.8 Roger Staubach, 1971
94.6 Roger Staubach, 1973
92.4 Roger Staubach, 1979

Highest, Rookie, Season (qualifiers)

55.7 Troy Aikman, 1989

ATTEMPTS

Career

2,958 Roger Staubach, 1969-79
2,950 Danny White, 1976-88

THE RECORDS

Cowboys Individual Records (Cont.)

Season

- 533 Danny White, 1983
- 461 Roger Staubach, 1979
- 450 Danny White, 1985

Season, Rookie

- 293 Troy Aikman, 1989
- 219 Steve Walsh, 1989

Game

- 49 Roger Staubach, @ Phil., 10/26/75
- 49 Gary Hogeboom, @ SFO, 12/22/85
- 49 Danny White, @ Wash., 12/13/87
- 49 Steve Walsh, vs. Phoe., 10/29/89

Game, Opponent

- 56 Warren Moon, @ Hou., 11/10/91
- 54 Neil Lomax, StL., 12/27/87
- 54 Mark Rypien, Wash., 11/22/90

COMPLETIONS

Career

- 1,761 Danny White, 1976-88
- 1,685 Roger Staubach, 1969-79

Season

- 334 Danny White, 1983
- 267 Roger Staubach, 1979
- 267 Danny White, 1985

Season, Rookie

- 155 Troy Aikman, 1989
- 110 Steve Walsh, 1989

Game

- 33 Gary Hogeboom, @ Rams, 9/3/84
- 32 Steve Pelluer, @ Phil., 10/23/88
- 31 Danny White, @ SDO, 11/13/83
- 31 Danny White, @ Gia., 10/6/85
- 31 Troy Aikman, @ GBay, 10/6/91

Game, Opponent

- 41 Warren Moon, @ Hou., 11/10/91
- 28 6 times, last by Jeff Hostetler, Gia., 9/29/91

Consecutive Passes Completed

- 14 Steve Pelluer, vs. Sea., 11/27/86
- 12 Roger Staubach, vs. Balt., (11), 9/4/78; vs. Gia., (1), 9/10/78
- 12 Danny White, @ Phil., 11/6/83
- 12 Troy Aikman, @ GBay, 10/6/91

COMPLETION PERCENTAGE

Career (1,500 att.)

- 59.7 Danny White, 1976-88 (2,950-1,761)
- 57.0 Roger Staubach, 1969-79 (2,958-1,685)
- 50.7 Don Meredith, 1960-68 (2,308-1,170)

Season (qualifiers)

- 65.3 Troy Aikman, 1991 (363-237)
- 63.2 Danny White, 1982 (247-156)
- 62.7 Danny White, 1983 (533-334)

Season, Rookie (qualifiers)

- 52.9 Troy Aikman, 1989 (293-155)

Game (20 attempts)

- 87.5 Danny White, @ Phil., 11/6/83 (24-21)
- 80.8 Troy Aikman, @ NYG, 9/30/90 (26-21)
- 80.0 Danny White, vs. GBay, 9/28/80 (20-16)

YARDS GAINED

Career

- 22,700 Roger Staubach, 1969-79
- 21,959 Danny White, 1976-88
- 17,199 Don Meredith, 1960-68

Season

- 3,980 Danny White, 1983
- 3,586 Roger Staubach, 1979
- 3,287 Danny White, 1980

Season, Rookie

- 1,749 Troy Aikman, 1989
- 1,371 Steve Walsh, 1989

Game

- 460 Don Meredith, @ SFO, 11/10/63
- 406 Don Meredith, @ Wash., 11/13/66
- 394 Don Meredith, @ Phil., 11/6/66

Game, Rookie

- 379 Troy Aikman, @ Phoe., 11/12/89
- 294 Steve Walsh, vs. S.F., 10/15/89
- 264 Steve Walsh, vs. Phoe., 10/29/89

Game, Opponent

- 466 Bill Wade, Chi., 11/18/62
- 432 Phil Simms, @ Gia., 10/6/85
- 432 Warren Moon, @ Hou., 11/10/91

Most Seasons, 3,000 or More

Passing Yards

- 4 Danny White, 1980-81, 1983, 1985
- 2 Roger Staubach, 1978-79

Most Games, 300 or More

Passing Yards, Career

- 10 Danny White, 1976-88
- 7 Don Meredith, 1960-68
- 6 Roger Staubach, 1969-79

Most Games, 300 or More

Passing Yards, Season

- 3 Don Meredith, 1966
- 3 Roger Staubach, 1979
- 3 Danny White, 1983

Most Consecutive Games, 300 or More

Passing Yards

- 2 Don Meredith, 1963

Longest Pass Completion (All TDs)

- 95 Don Meredith (to Hayes), vs. Wash., 11/13/66
- 91 Roger Staubach (to Dorsett), vs. Balt., 9/4/78
- 89 Craig Morton (to Hayes), @ K.C., 10/25/70

Opponent/Longest Pass Completion

(All TDs)

- 94 Norm Snead (to Rich Houston), @ Gia., 9/24/72

AVERAGE GAIN

Career (1,500 att.)

- 7.67 Roger Staubach, 1969-79 (1,685-22,700)
- 7.45 Don Meredith, 1960-68 (2,308-17,199)
- 7.44 Danny White, 1976-88 (1,761-21,959)

Season (qualifiers)

- 8.92 Roger Staubach, 1971 (211-1,882)
- 8.79 Craig Morton, 1970 (207-1,819)
- 8.67 Craig Morton, 1969 (302-2,619)

Cowboys Individual Records (Cont.)

Game (20 att.)

- 15.15 Don Meredith, vs. Phil., 10/9/66 (26-394)
- 14.92 Don Meredith, vs. Gia., 9/18/66 (24-358)
- 14.00 Don Meredith, @ Wash., 11/13/66 (29-406)

TOUCHDOWNS

Career

- 155 Danny White, 1976-88
- 153 Roger Staubach, 1969-79

Season

- 29 Danny White, 1983
- 28 Danny White, 1980
- 27 Roger Staubach, 1979

Season, Rookie

- 9 Troy Aikman, 1989
- 5 Steve Walsh, 1989

Game

- 5 Eddie LeBaron, @ Pitt., 10/21/62
- 5 Don Meredith, vs. Gia., 9/18/66
- 5 Don Meredith, vs. Phil., 10/9/66
- 5 Don Meredith, vs. Phil., 9/29/68
- 5 Craig Morton, vs. Phil., 10/19/69
- 5 Craig Morton, vs. Hou., 12/20/70
- 5 Danny White, @ Gia., 10/20/83

Game, Rookie

- 4 Troy Aikman, vs. Rams, 12/3/89

Game, Opponent

- 6 Y. A. Tittle, @ Gia., 12/16/62

Most Games, Four or More Touchdown Passes, Career

- 8 Danny White, 1976-88
- 6 Don Meredith, 1960-68

Most Games, Four or More Touchdown Passes, Season

- 3 Don Meredith, 1966
- 2 Danny White, 1980

Most Consecutive Games, Four or More Touchdown Passes

- 1 By many, last by Troy Aikman, vs. Rams, 12/3/89

Most Consecutive Games, Touchdown Pass

- 12 Don Meredith, 1965-66
- 12 Roger Staubach, 1977-78
- 11 Danny White, 1983

HAD INTERCEPTED

Career

- 132 Danny White, 1976-88
- 111 Don Meredith, 1960-68
- 109 Roger Staubach, 1969-79

Season

- 25 Eddie LeBaron, 1960
- 25 Danny White, 1980
- 23 Danny White, 1983

Game

- 5 Eddie LeBaron, vs. Phil., 9/30/60
- 5 Eddie LeBaron, vs. St.L., 11/5/61
- 5 Danny White, @ Gia., 11/9/80
- 5 Steve Pelluer, vs. Rai., 11/9/86

Game, Opponent

- 6 Pete Liske, @ Phil., 9/26/71

Most Consecutive Passes Attempted, None Intercepted

- 156 Don Meredith, 1965-66
- 149 Roger Staubach, 1978-79
- 137 Roger Staubach, 1977

Most Attempts, No Interceptions, Game

- 47 Danny White, @ SDO, 11/13/83
- 42 Troy Aikman, vs. Wash., 9/9/91
- 41 Troy Aikman, @ GBay, 10/6/91

Most Attempts, No Interceptions, Game, Opponent

- 56 Warren Moon, @ Hou., 11/10/91
- 46 Fran Tarkenton, Gia., 10/11/71
- 46 Sonny Jurgensen, @ Was., 11/13/66

LOWEST PERCENTAGE PASSES INTERCEPTED

Career (1,500 att.)

- 3.7 Roger Staubach, 1969-79 (2,958-109)
- 4.5 Danny White, 1976-88 (2,950-132)
- 4.8 Don Meredith, 1960-68 (2,308-111)

Season (qualifiers)

- 1.9 Roger Staubach, 1971 (211-4)
- 2.4 Roger Staubach, 1979 (461-11)
- 2.5 Roger Staubach, 1977 (361-9)

Season, Rookie (qualifiers)

- 6.1 Troy Aikman, 1989 (293-18)

TIMES SACKED

Career

- 311 Roger Staubach, 1969-79
- 251 Don Meredith, 1960-68
- 242 Danny White, 1976-88

Season

- 58 Don Meredith, 1964
- 47 Steve Pelluer, 1986
- 44 Danny White, 1987

Game

- 11 Steve Pelluer, @ SDO, 11/16/86
- 11 Troy Aikman, vs. Phil., 9/15/91
- 9 Craig Morton, @ GBay, 10/24/65

Game, Opponent

- 12 Warren Moon, @ Hou., 9/29/85
- 11 Greg Landry, Det., 10/6/75
- 11 David Norrie, @ Jets, 10/4/87

Highest Attempts/Sack Ratio, Career (1,500 att.)

- 13.2 Danny White, 1976-88 (3,192-242)
- 10.5 Roger Staubach, 1969-79 (3,269-311)
- 10.2 Don Meredith, 1960-68 (2,559-251)

Highest Attempts/Sack Ratio, Season (qualifiers)

- 22.9 Eddie LeBaron, 1961 (275-12)
- 21.7 Steve Pelluer, 1988 (456-21)
- 16.4 Troy Aikman, 1989 (312-19)

PASS RECEIVING

RECEPTIONS

Most Seasons Leading Team

- 5 Drew Pearson, 1974-78
- 5 Tony Hill, 1979-82, 1985

Most Consecutive Seasons Leading Team

- 5 Drew Pearson, 1974-78

Cowboys Individual Records (Cont.)

Career

- 489 Drew Pearson, 1973-83
- 479 Tony Hill, 1977-86
- 382 Tony Dorsett, 1977-87

Season

- 93 Michael Irvin, 1991
- 76 Herschel Walker, 1986
- 74 Tony Hill, 1985

Season, Rookie

- 46 Bob Hayes, 1965
- 41 Mike Sherrard, 1986
- 32 Don Perkins, 1961
- 32 Michael Irvin, 1988

Game

- 13 Lance Rentzel, vs. Wash., 11/19/67
- 11 6 times, last by Jay Novacek, @ GBay, 10/6/91

Game, Rookie

- 8 Bob Hayes, vs. Phil., 10/10/65
- 7 Drew Pearson, vs. Mia., 11/22/73
- 7 Karl Powe, @ S.F., 12/22/85

Game, Opponent

- 12 J.R. Wilburn, @ Pitt., 10/22/67
- 12 Jerry Rice, S.F., 11/11/90

Most Consecutive Games, Pass Reception

- 72 Tony Hill, 1981-86
- 58 Drew Pearson, 1974-78

Most Seasons 50 or More Pass Receptions

- 4 Tony Hill, 1979-80, 1984-85
- 3 Drew Pearson, 1974, 1976, 1979
- 3 Herschel Walker, 1986-88

YARDS

Most Seasons Leading Team

- 8 Tony Hill, 1978-85
- 5 Bob Hayes, 1965-67, 1970-71

Most Consecutive Seasons Leading Team

- 8 Tony Hill, 1978-85
- 4 Frank Clarke, 1961-64
- 4 Drew Pearson, 1974-77

Career

- 7,988 Tony Hill, 1977-86
- 7,822 Drew Pearson, 1973-83
- 7,295 Bob Hayes, 1965-74

Season

- 1,523 Michael Irvin, 1991
- 1,232 Bob Hayes, 1966
- 1,113 Tony Hill, 1985

Season, Rookie

- 1,003 Bob Hayes, 1965
- 744 Mike Sherrard, 1986
- 654 Michael Irvin, 1988

Game

- 246 Bob Hayes, @ Wash., 11/13/66
- 241 Frank Clarke, vs. Wash., 9/16/62
- 233 Lance Rentzel, vs. Wash., 11/19/67

Game, Rookie

- 203 James Dixon, @ Pho., 11/12/89
- 177 Bob Hayes, vs. Phil., 10/10/65

Game, Opponent

- 238 Harold Jackson, @ Rams, 10/14/73

Longest Pass Reception (All TDs)

- 95 Bob Hayes (from Meredith), vs. Wash., 11/13/66
- 91 Tony Dorsett (from Staubach), vs. Balt., 9/4/78
- 89 Bob Hayes (from Morton), vs. K.C., 10-25-70

Most Seasons 1,000 or More Yards Pass Receiving

- 3 Tony Hill, 1979-80, 1985
- 2 Bob Hayes, 1965-66
- 2 Drew Pearson, 1974, 1979

Most Games, 100 or More Yards, Career

- 26 Tony Hill, 1977-86
- 21 Bob Hayes, 1965-75
- 18 Drew Pearson, 1973-83

Most Games, 100 or More Yards, Season

- 7 Michael Irvin, 1991
- 6 Bob Hayes, 1967
- 5 Bob Hayes, 1970
- 5 Drew Pearson, 1974
- 5 Tony Hill, 1984

Most Consecutive Games, 100 or More Yards

- 3 Lance Rentzel, 1968-69
- 3 Michael Irvin, 1991

AVERAGE GAIN

Career (200 receptions)

- 20.0 Bob Hayes, 1965-74 (365-7,295)
- 18.6 Frank Clarke, 1960-67 (281-5,214)
- 16.7 Tony Hill, 1977-86 (479-7,988)

Season (24 receptions)

- 26.1 Bob Hayes, 1970 (34-889)
- 24.0 Bob Hayes, 1971 (35-840)
- 22.4 Frank Clarke, 1961 (41-919)

Game (3 receptions)

- 44.3 Tony Hill, @ Wash., 9/5/83 (3-133)
- 42.0 Frank Clarke, @ Gia., 10/20/63 (4-168)
- 39.7 Lance Rentzel, vs. N.O., 11/9/69 (3-119)

TOUCHDOWNS

Career

- 71 Bob Hayes, 1965-74
- 51 Tony Hill, 1977-86
- 50 Frank Clarke, 1960-67

Season

- 14 Frank Clarke, 1962
- 13 Bob Hayes, 1966
- 12 Lance Rentzel, 1969
- 12 Bob Hayes, 1965

Season, Rookie

- 12 Bob Hayes, 1965
- 5 Billy Joe Dupree, 1973
- 5 Mike Sherrard, 1986
- 5 Michael Irvin, 1988

Game

- 4 Bob Hayes, vs. Hou., 12/20/70

Game, Opponent

- 4 Harold Jackson, @ Rams, 10/14/73

Most Consecutive Games, Touchdown

- 7 Frank Clarke, 1961-62
- 7 Bob Hayes, 1965-66

THE RECORDS

Cowboys Individual Records (Cont.)

RUSHING-RECEIVING

Most Seasons Leading Team

- 9 Tony Dorsett, 1977-85
- 3 Calvin Hill, 1969, 1972-73
- 3 Herschel Walker, 1986-88

Most Consecutive Seasons Leading Team

- 9 Tony Dorsett, 1977-85
- 3 Herschel Walker, 1986-88

ATTEMPTS

Career

- 3,137 Tony Dorsett, 1977-87 (ru-2,755, re-382)
- 1,646 Don Perkins, 1961-68 (ru-1,500, re-146)
- 1,305 Calvin Hill, 1969-74 (ru-1,166, re-139)

Season

- 414 Herschel Walker, 1988 (ru-361, re-53)
- 414 Emmitt Smith, 1991 (ru-365, re-49)
- 374 Tony Dorsett, 1981 (ru-342, re-32)

Season, Rookie

- 265 Emmitt Smith, 1990 (ru-241, re-24)
- 237 Tony Dorsett, 1977 (ru-208, re-29)
- 232 Don Perkins, 1961 (ru-200, re-32)

Game

- 39 Emmitt Smith, @ GBay, 10/6/91 (ru-32, re-7)
- 38 Emmitt Smith, @ Cle., 9/1/91 (ru-32, re-6)
- 36 Herschel Walker vs. Gia., 10/1/89 (ru-27, re-4)

YARDS

Career

- 15,468 Tony Dorsett, 1977-87 (ru-12,036, re-3,432)
- 8,072 Tony Hill, 1977-86 (ru-84, re-7,988)
- 8,012 Drew Pearson, 1973-83 (ru-190, re-7,822)

Season

- 2,019 Herschel Walker, 1988 (ru-1,514, re-505)
- 1,971 Tony Dorsett, 1981 (ru-1,646, re-325)
- 1,821 Emmitt Smith, 1991, (ru-1,563, re-258)

Season, Rookie

- 1,280 Tony Dorsett, 1977 (ru-1,007, re-273)
- 1,174 Calvin Hill, 1969 (ru-942, re-232)
- 1,165 Emmitt Smith, 1990 (ru-937, re-228)

Game

- 292 Herschel Walker, vs. Phil., 12/14/86 (ru-122, re-170)
- 254 Tony Dorsett, vs. Balt., 9/4/78 (ru-147, re-107)
- 246 Bob Hayes, @ Wash., 11/13/66 (re-246)

PUNTING

PUNTS

Career

- 612 Danny White, 1976-88
- 530 Mike Saxon, 1985-91
- 247 Ron Widby, 1968-71

Season

- 86 Mike Saxon, 1986
- 82 Danny White, 1984
- 81 Danny White, 1981
- 81 Mike Saxon, 1985

Season, Rookie

- 81 Mike Saxon, 1985
- 68 Mitch Hoopes, 1975
- 62 Billy Lothridge, 1964

Game

- 11 Danny White, vs. Phil., 9/23/84
- 10 By Many, last by Mike Saxon, vs. Chic., 11/17/85

Game, Opponent

- 11 Danny Villanueva, @ Rams, 9/30/62
- 11 John James, @ Atl., 9/15/74
- 11 Marv Bateman, vs. Buff., 11/15/76
- 11 Rich Camarillo, vs. N.E., 11/22/84

Longest Punt

- 84 Ron Widby, @ N.O., 11/3/68
- 75 Billy Lothridge, vs. Gia., 10/11/64
- 75 Sam Baker, vs. Rams, 9/30/62

Longest Punt, Opponent

- 81 Tom McNeill, @ N.O., 9/28/69
- 78 Jerry Norton, StL., 11/5/61
- 78 Bill Van Heusen, @ Denv., 12/27/73

AVERAGE GROSS YARDS

Career (300 punts)

- 41.4 Mike Saxon, 1985-91 (530-21,922)
- 40.1 Danny White, 1976-84 (612-24,571)

Season (Qualifiers)

- 45.4 Sam Baker, 1962 (57-2,589)
- 44.2 Sam Baker, 1963 (71-3,138)
- 43.3 Ron Widby, 1969 (63-2,729)

Season, Rookie

- 41.9 Mike Saxon, 1985 (81-3,396)
- 40.3 Billy Lothridge, 1964 (62-2,501)
- 39.8 Duane Carrell, 1974 (40-1,591)

Game (4 punts)

- 53.4 Ron Widby, @ N.O., 11/3/68 (5-267)
- 53.0 Marv Bateman, vs. Cinc., 11/4/73 (5-265)

Game, Opponent (4 punts)

- 54.3 Gary Collins, @ Clev., 10/17/65 (6-326)
- 54.0 Dave Jennings, Gia., 10/5/80 (5-270)

AVERAGE NET YARDS

Career (300 punts)

- 34.9 Mike Saxon, 1985-91 (534-18,653)
- 34.1 Danny White, 1976-88 (617-21,052)

Season

- 40.7 Sam Baker, 1962 (57-2,319)
- 40.6 Sam Baker, 1963 (71-2,882)
- 39.5 Dave Sherer, 1960 (57-2,249)

Game (4 punts)

- 50.6 Ron Widby, @ N.O., 11/3/68 (5-253)
- 49.0 Marv Bateman, vs. StL., 9/30/73 (4-191)
- 47.6 Sam Baker, vs. Gia., 12/1/63 (5-238)

Cowboys Individual Records (Cont.)

Game, Opponent (4 punts)

- 51.0 Pat Studstill, Rams, 11/25/71
(4-204)
50.0 Dave Jennings, Gia., 10/5/80
(5-250)

HAD BLOCKED

Career

- 6 Danny White, 1976-88
4 Mike Saxon, 1985-90

Season

- 2 Marv Bateman, 1973
2 Danny White, 1976
2 Mike Saxon, 1989

Most Consecutive Punts, None Blocked

- 341 Danny White, 1978-83
190 Mike Saxon, 1986-89
143 Mike Saxon, 1989-91

INSIDE 20

Career

- 159 Danny White, 1976-88
147 Mike Saxon, 1985-91
45 Ron Widby, 1968-71

Season

- 28 Mike Saxon, 1986
27 Danny White, 1977
24 Mike Saxon, 1988

Game

- 5 Danny Villanueva, @ Clev.,
10/17/65
5 Duane Carrell, vs. St.L., 11/3/74
4 By many, last by Mike Saxon, @
Det., 9/14/86

**Fewest Touchbacks in a Season
(Qualifiers)**

- 2 Danny White, 1982
3 Allen Green, 1961
3 Danny Villanueva, 1966
3 Marv Bateman, 1972

PUNT RETURNS

Most Seasons Leading Team

- 5 Bob Hayes, 1966-70
3 Butch Johnson, 1976-78
3 Kelvin Martin, 1987-88, 1991

Most Consecutive Seasons Leading Team

- 5 Bob Hayes, 1966-70
3 Butch Johnson, 1976-78

RETURNS

Career

- 146 Butch Johnson, 1976-83
109 Mel Renfro, 1964-77
104 Bob Hayes, 1965-74

Season

- 54 James Jones, 1980
54 Gary Allen, 1984
51 Butch Johnson, 1978

Season, Rookie

- 54 James Jones, 1980
45 Butch Johnson, 1976
35 Steve Wilson, 1979

Game

- 9 Butch Johnson, vs. Buf., 11/15/76
8 Ron Fellows, vs. Clev., 11/25/82
7 By Many

Game, Opponent

- 8 Phil McConkey, Gia., 11/4/84
7 Phillip Epps, GBay, 9/23/84
7 Irving Fryar, N.E., 11/22/84
7 Vai Sikahema, @ St.L., 9/13/87

FAIR CATCHES

Career

- 38 Mel Renfro, 1964-77
38 Butch Johnson, 1976-83

Season

- 18 Golden Richards, 1973
16 Cliff Harris, 1972
15 Butch Johnson, 1977
15 Gary Allen, 1984
15 Kelvin Martin, 1988

Game

- 4 Golden Richards, @ N.E., 11/16/75
4 Golden Richards, @ Wash., 11/7/74
4 Kelvin Martin, vs. Phil., 12/18/88

Game, Opponent

- 4 Jim Lindsey, Minn., 9/25/66
4 Rickie Harris, Wash., 12/11/66
4 Bruce Taylor, SFO, 11/23/72
4 Phillip Epps, GBay, 9/23/84
4 Jeff Groth, N.O., 10/21/84

YARDS GAINED

Career

- 1,313 Butch Johnson, 1976-83
1,158 Bob Hayes, 1965-74
898 Kelvin Martin, 1987-91

Season

- 548 James Jones, 1980
489 Butch Johnson, 1976
446 Gary Allen, 1984

Season, Rookie

- 548 James Jones, 1980
489 Butch Johnson, 1976
418 Mel Renfro, 1964

Game

- 124 Kelvin Martin, @ Phil., 12/15/91
122 Bob Hayes, vs. Pitt., 12/8/68
117 Mel Renfro, vs. GBay, 11/29/64
117 Butch Johnson, vs. Buff., 11/15/76

Game, Opponent

- 105 Terance Mathis, @ Jets, 11/4/90
88 Michael Harper, @ Jets, 10/4/87
83 John Sciarra, Phil., 11/12/79

Longest Punt Return (All TDs)

- 98 Dennis Morgan, vs. St.L., 10/13/74
90 Bob Hayes, vs. Pitt., 12/8/68
85 Kelvin Martin, @ Phil., 12/15/91

Longest Punt Return/Opponent (All TDs)

- 98 Terance Mathis, @ Jets, 11/4/90
78 Michael Harper, @ Jets, 10/4/87
74 John Roland, St.L., 11/16/70

AVERAGE YARDAGE

Career (75 returns)

- 11.1 Bob Hayes, 1965-74 (104-1,158)
9.4 Kelvin Martin, 1987-91 (96-898)
9.0 Butch Johnson, 1976-83
(146-1,313)

THE RECORDS

Cowboys Individual Records (Cont.)

Season (Qualifiers)

- 20.8 Bob Hayes, 1968 (15-312)
- 15.1 Dennis Morgan, 1974 (19-287)
- 13.1 Mel Renfro, 1964 (32-418)

Season, Rookie (Qualifiers)

- 15.1 Dennis Morgan, 1974 (19-287)
- 13.1 Mel Renfro, 1964 (32-418)
- 10.9 Butch Johnson, 1976 (45-489)

Game (3 returns)

- 40.7 Bob Hayes, vs. Pitt., 12/8/68 (3-122)
- 29.3 Mel Renfro, vs. GBay, 11/29/64 (4-117)
- 28.7 Gary Allen, vs. K.C., 11/20/83 (3-86)

Game, Opponent (3 returns)

- 30.0 Ron Smith, @ Oak., 12/14/74 (3-90)
- 29.3 Michael Harper, @ Jets, 10/4/87 (3-88)
- 24.0 Bob Hammond, vs. Gia., 9/25/77 (3-72)

TOUCHDOWNS

Career

- 3 Bob Hayes, 1965-74
- 1 By many players

Season

- 2 Bob Hayes, 1968

Game

- 1 By many, last by Kelvin Martin, @ Phil., 12/15/91

KICKOFF RETURNS

Most Seasons Leading Team

- 3 Mel Renfro, 1964-66
- 3 Butch Johnson, 1976-78

Most Consecutive Seasons Leading Team

- 3 Mel Renfro, 1964-66
- 3 Butch Johnson, 1976-78

RETURNS

Career

- 101 James Dixon, 1989-91
- 85 Mel Renfro, 1964-77
- 83 Darryl Clack, 1986-89

Season

- 47 James Dixon, 1989
- 43 Ron Fellows, 1983
- 40 Mel Renfro, 1964

Game

- 8 Mel Renfro, vs. GBay, 11/29/64
- 7 Robert Lavette, @ Gia., 10/6/85
- 6 By many players

Game, Opponent

- 7 Terry Metcalf, @ StL., 10/9/77
- 7 Dave Turner, Cinc., 9/30/79
- 7 James Owens, SFO, 10/12/80

YARDS

Career

- 2,315 James Dixon, 1989-91
- 2,246 Mel Renfro, 1964-77
- 1,832 Butch Johnson, 1976-83

Season

- 1,181 James Dixon, 1989
- 1,017 Mel Renfro, 1964
- 855 Ron Fellows, 1983

Season, Rookie

- 1,181 James Dixon, 1989
- 1,017 Mel Renfro, 1964
- 823 Dennis Morgan, 1974

Game

- 193 Alexander Wright, vs. Atl., 12/22/91
- 186 James Dixon, @ GBay, 10/8/89
- 168 Mel Renfro, @ Wash., 11/22/64

Game, Opponent

- 247 Tim Brown, @ Phil., 11/6/66
- 188 James Owens, SFO, 10/12/80
- 174 Dave Turner, Cinc., 9/30/79

Longest Kickoff Return (all TDs)

- 102 Alexander Wright, vs. Atl., 12/22/91
- 101 Amos Marsh, vs. Phil., 10/14/62
- 101 Ike Thomas, vs. Jets, 12/4/71

Longest Kickoff Return, Opponent (All TDs)

- 108 Roy Green, StL., 10/21/79
- 93 Jim Butler, Pitt., 10/30/66
- 93 Tim Brown, @ Phil., 11/6/66

AVERAGE YARDAGE

Career (75 returns)

- 26.4 Mel Renfro, 1964-77 (85-2,246)
- 23.2 Butch Johnson, 1976-83 (79-1,832)
- 22.9 James Dixon, 1989-91 (101-2,315)

Season (Qualifiers)

- 30.0 Mel Renfro, 1965 (21-630)
- 28.4 Cliff Harris, 1971 (29-823)
- 26.5 Bob Hayes, 1965 (17-450)

Season, Rookie (Qualifiers)

- 26.5 Bob Hayes, 1965 (17-450)
- 25.7 Amos Marsh, 1961 (26-667)
- 25.4 Mel Renfro, 1964 (40-1,017)

Game (3 returns)

- 48.0 Mark Washington, @ Wash., 11/22/70
- 43.6 Ike Thomas, vs. Rams, 11/25/71
- 42.0 Mel Renfro, @ Wash., 11/12/64 (4-168)

Game, Opponent (3 returns)

- 49.4 Tim Brown, @ Phil., 11/6/66 (5-247)
- 40.8 Mike Nelms, Wash., 11/22/81 (4-163)
- 40.0 Jim Butler, Pitt., 10/30/66 (3-120)

TOUCHDOWNS

Career

- 2 Mel Renfro, 1964-77
- 2 Ike Thomas, 1971
- 2 Alexander Wright, 1990-91

Season

- 2 Ike Thomas, 1971

Game

- 1 By many players, last by Alexander Wright, vs. Atl., 12/22/91

Game, Opponent

- 2 Tim Brown, @ Phil., 11/6/66

COMBINED KICK RETURNS

MOST RETURNS

Career

- 225 Butch Johnson, 1976-83 (p-146, k-79)
- 194 Mel Renfro, 1964-77 (p-109, k-85)
- 157 James Jones, 1980-82, 1984-85 (p-87, k-70)

THE RECORDS

Cowboys Individual Records (Cont.)

Season

- 87 Gary Allen, 1984 (p-54, k-33)
- 86 James Jones, 1980 (p-54, k-32)
- 80 Butch Johnson, 1978 (p-51, k-29)

Game

- 12 Mel Renfro, vs. GBay, 11/29/64 (p-4, k-8)
- 11 Butch Johnson, vs. Buff., 11/15/76 (p-9, k-2)
- 10 Mel Renfro, @ Wash., 11/13/66 (p-5, k-5)

Game, Opponent

- 12 Larry Jones, Wash., 12/13/75 (p-6, k-6)
- 10 Phil Mc Conkey, NYG, 11/4/84 (p-8, k-2)
- 10 Stump Mitchell, @ StL., 9/11/83 (p-5, k-5)

YARDS GAINED

Career

- 3,145 Butch Johnson, 1976-83 (p-1,313, k-1,832)
- 3,088 Mel Renfro, 1964-77 (p-842, k-2,246)
- 2,315 James Dixon, 1989-91 (p-0, k-2,315)

Season

- 1,435 Mel Renfro, 1964 (p-418, k-1,017)
- 1,268 James Jones, 1980 (p-548, k-720)
- 1,182 Butch Johnson, 1976 (p-489, k-693)

Game

- 273 Mel Renfro, vs. GBay, 11/29/64 (p-117, k-156)
- 212 Butch Johnson, vs. Buff., 11/15/76 (p-117, k-95)
- 210 Mel Renfro, @ Wash., 11/22/64 (p-42, k-168)

Game, Opponent

- 247 Tim Brown, @ Phil., 11/6/66 (k-247)
- 213 Stump Mitchell, StL., 9/11/83 (p-53, k-160)
- 188 James Owens, SFO, 10/12/80 (k-188)

TOUCHDOWNS

Career

- 3 Bob Hayes, 1965-74 (p-3)
- 3 Mel Renfro, 1964-77 (p-1, k-2)

Season

- 2 Bob Hayes, 1968 (p-2)
- 2 Ike Thomas, 1971 (k-2)

Game

- 1 By many players, last by Alexander Wright, vs. Atl., 12/22/91

Game, Opponent

- 2 Tim Brown, @ Phil., 11/6/66 (k-2)

COMBINED NET YARDS

Rushing, receiving, interception returns, kickoff returns, punt returns and fumble returns

Most Seasons Leading Team

- 9 Tony Dorsett, 1977-85
- 3 Calvin Hill, 1969, 1972-73
- 3 Herschel Walker, 1986-88

Most Consecutive Seasons Leading Team

- 9 Tony Dorsett, 1977-85
- 3 Herschel Walker, 1986-88

ATTEMPTS

Career

- 3,153 Tony Dorsett, 1977-87
- 1,677 Don Perkins, 1961-68
- 1,314 Calvin Hill, 1969-74

Season

- 417 Herschel Walker, 1988
- 415 Emmitt Smith, 1991
- 376 Tony Dorsett, 1981

Game

- 39 Emmitt Smith, @ GBay, 10/6/91 (ru-32, re-7)
- 38 Emmitt Smith, @ Cle., 9/1/91 (ru-32, re-6)
- 36 Calvin Hill, @ Chi., 9/16/73 (ru-31, re-4, fum.-1)
- 36 Herschel Walker, vs. Gia., 10/1/89 (ru-27, re-9)

YARDS

Career

- 15.5
- 01 Tony Dorsett, 1977-87
- 9,104 Bob Hayes, 1965-74
- 8,436 Tony Hill, 1977-86

Season

- 2,019 Herschel Walker, 1988
- 1,998 Amos Marsh, 1962
- 1,971 Tony Dorsett, 1981

Season, Rookie

- 1,688 James Dixon, 1989
- 1,598 Bob Hayes, 1965
- 1,564 Don Perkins, 1961

Game

- 292 Herschel Walker, vs. Phil., 12/14/86
- 285 Calvin Hill, @ Wash., 11/16/69

INTERCEPTIONS BY

Most Seasons Leading Team

- 5 Everson Walls, 1981-82, 1985, 1987-88
- 4 Cornell Green, 1963, 1965-67

Most Consecutive Seasons Leading Team

- 3 Don Bishop, 1960-62
- 3 Cornell Green, 1965-67

Career

- 52 Mel Renfro, 1964-77
- 44 Everson Walls, 1981-89
- 41 Charlie Waters, 1970-78, 1980-81

Season

- 11 Everson Walls, 1981
- 10 Mel Renfro, 1969
- 9 Everson Walls, 1985

Season, Rookie

- 11 Everson Walls, 1981
- 7 Mel Renfro, 1964
- 7 Michael Downs, 1981

Game

- 3 Herb Adderley, @ Phil., 9/26/71
- 3 Lee Roy Jordan, vs. Cinc., 11/4/73
- 3 Dennis Thurman, vs. Phil., 12/13/81

Cowboys Individual Records (Cont.)

Consecutive Games Intercepted By

- 5 Don Bishop, 1961
- 4 Charlie Waters, 1972-73
- 4 Dennis Thurman, 1985

Game, Opponent

- 3 7 times, last by Terry Kinard, @
Gia.,
9/20/87

YARDS GAINED

Career

- 626 Mel Renfro, 1964-77
- 584 Charlie Waters, 1970-78, 1980-81
- 562 Dennis Thurman, 1978-85

Season

- 211 Cornell Green, 1963
- 187 Dennis Thurman, 1981
- 182 Herb Adderley, 1971

Season, Rookie

- 136 Mike Gaechter, 1962
- 133 Everson Walls, 1981
- 110 Mel Renfro, 1964

Game

- 121 Mike Gaechter, vs. Wash., 11/3/63
- 102 Herb Adderley, @ Phil., 9/26/71
- 100 Mike Gaechter, vs. Phil., 10/14/62

Game, Opponent

- 110 Jim Steffen, @ Wash., 9/29/63
- 102 Erich Barnes, Gia., 10/15/61
- 98 Delles Howell, @ N.O., 10/17/71
- 98 Ross Fichtner, @ Cle., 10/23/66

Longest Returns (all TDs except as noted)

- 100 Mike Gaechter, vs. Phil., 10/14/62
- 96 Dennis Thurman, @ Wash., 9/6/81
(no TD)
- 90 Mel Renfro, vs. StL., 10/4/65

Longest Return, Opponent (All TDs except as noted)

- 102 Erich Barnes, Gia., 10/15/61
- 96 Ray Crockett, @ Det., 10/27/91
- 89 Bruce Maher, Gia., 11/10/68 (no TD)

TOUCHDOWNS

Career

- 4 Dennis Thurman, 1977-85
- 3 Mel Renfro, 1964-77
- 3 Lee Roy Jordan, 1963-76

Season

- 1 By many players, last by Dixon
Edwards, vs. Cinc., 10/13/91

FUMBLES

OPPONENTS' FUMBLES RECOVERED

Career

- 19 Ed Jones, 1974-78, 1980-89
- 16 Chuck Howley, 1961-73
- 16 Dave Edwards, 1963-75
- 16 Lee Roy Jordan, 1963-76
- 16 Cliff Harris, 1970-79

Season

- 5 Don Healy, 1961
- 4 Jerry Norton, 1962
- 4 Jethro Pugh, 1967
- 4 Larry Cole, 1971
- 4 Jethro Pugh, 1973
- 4 Dextor Clinkscale, 1983
- 4 Eugene Lockhart, 1985

Game

- 2 Many times, last by Jesse Penn,
@ Det., 9/14/86

Longest Fumble Returns (All TDs)

- 97 Chuck Howley, vs. Atl., 10/2/66
- 86 Michael Downs, @ Hou., 12/13/82
- 84 Don Bishop, vs. StL., 10/28/62

**OPPONENTS' FUMBLE
RETURNED FOR TOUCHDOWNS**

Career

- 3 Bob Lilly, 1961-74
- 2 Cornell Green, 1962-74
- 2 Benny Barner, 1972-82
- 2 Mike Hegman, 1976-88
- 2 Michael Downs, 1981-88
- 2 Jim Jeffcoat, 1983-91

SACKS

Most Seasons Led Team

- 7 Harvey Martin, 1974-77, 1979-80,
1982
- 5 Jethro Pugh, 1968-72
- 3 George Andrie, 1964-65, 1967
- 3 Randy White, 1978, 1983-84
- 3 Jim Jeffcoat, 1985-86, 1989

Most Consecutive Seasons Leading Team

- 5 Jethro Pugh, 1968-72
- 4 Harvey Martin, 1974-77

TOTAL SACKS

Career

- 113 Harvey Martin, 1973-83
- 111 Randy White, 1975-88
- 105 Ed Jones, 1974-78, 1980-89

Season

- 20 Harvey Martin, 1977
- 16 Randy White, 1978
- 15 1/2 Jethro Pugh, 1968

Season, Rookie

- 9 Harvey Martin, 1973
- 7 1/2 Jimmie Jones, 1990
- 6 1/2 Bruce Thornton, 1979

Game

- 5 Bob Lilly, @ Pitt., 11/20/66
- 5 Jim Jeffcoat, @ Wash., 11/10/85
- 4 many times, last by Ed Jones, vs.
Gia., 11/2/87

Game, Rookie

- 3 Randy White, @ Det., 10/6/75
- 3 Randy White, @ N.E., 11/16/75
- 2 1/2 5 times, last by Jimmie Jones, vs.
T.B., 10/7/90

Game, Opponent

- 4 1/2 Jim Katcavage, @ Gia., 10/20/63
- 4 1/2 Clyde Simmons, Phil., 9/15/91

TACKLES

COMBINED TACKLES

Career

- 1,236 Lee Roy Jordan, 1963-76
- 1,104 Randy White, 1975-88
- 1,032 Ed Jones, 1974-78, 1980-89

THE RECORDS

Cowboys Individual Records (Cont.)

Season

- 222 Eugene Lockhart, 1989
- 167 Bob Breunig, 1979

Game

- 21 Lee Roy Jordan, vs. Phil., 9/26/71
- 19 Eugene Lockhart, vs. Phoe., 10/29/89
- 18 Eugene Lockhart, vs. Wash., 9/24/89

SOLO TACKLES

Career

- 743 Lee Roy Jordan, 1963-76
- 701 Randy White, 1975-88
- 693 Ed Jones, 1974-78, 1980-89

Season

- 154 Eugene Lockhart, 1989
- 100 Lee Roy Jordan, 1975

Game

- 16 Eugene Lockhart, vs. Phoe., 10/29/89
- 14 Lee Roy Jordan, vs. Phil., 10/28/73
- 13 Eugene Lockhart, vs. Wash., 9/24/89

ASSISTED TACKLES

Career

- 493 Lee Roy Jordan, 1963-76
- 466 Bob Breunig, 1975-84
- 403 Randy White, 1975-88

Season

- 101 Jerry Tubbs, 1960

Game

- 15 Jerry Tubbs, vs. Chic., 11/27/60

BLOCKED KICKS

BLOCKED PUNTS

Career

- 3 Issiac Holt, 1989-91
- 2 Billy Joe DuPree, 1973-83
- 2 Thomas Henderson, 1975-79
- 2 Aaron Kyle, 1976-79
- 2 Charlie Waters, 1970-78, 1980-81

Season

- 2 Billy Joe DuPree, 1973
- 2 Aaron Kyle, 1976
- 2 Issiac Holt, 1990

Game

- 2 Billy Joe DuPree, vs. Gia., 10/21/73

Game, Opponent

- 1 By many, last by Dwayne Jiles, @ Gia., 12/16/89



Cowboys Team Records

1960 - 12 games; 1961/77 - 14 games; 1978-91 - 16 games.
 NOTE: The 1982 regular season was reduced to nine games and the
 1987 season to 15 games due to players' strikes.

GAMES WON

Most Consecutive Games Won

(Incl. postseason)

- 12 1971-72
- 9 1977-78
- 8 1977, 1978

Most Consecutive Games Won

(Regular season)

- 9 1971-72, 1978-79
- 8 1977

Most Games Won, Season

(Incl. postseason)

- 15 1977
- 14 1971, 1978, 1980

Most Games Won, Season

(Regular season)

- 12 1968, 1977, 1978, 1980, 1981, 1983

Most Consecutive Games Won, Season

(Incl. postseason)

- 10 1971
- 8 1977, 1978

Most Consecutive Games Won, Season

(Regular season)

- 8 1977
- 7 1971, 1983

Most Consecutive Games Won,

Start of Season

- 8 1977
- 7 1983
- 6 1968, 1969

Most Consecutive Games Won,

End of Season

- 7 1971
- 6 1978
- 5 1968, 1970, 1991

Most Consecutive Home Games Won

- 18 1980-81
- 11 1971-72
- 9 1975-76

Most Consecutive Road Games Won

- 7 1968
- 6 1966-67, 1975-76, 1978-79

GAMES LOST

Most Consecutive Games Lost

- 10 1960, 1988
- 9 1988-89

Most Consecutive Games Without Victory

- 12 1960
- 10 1960, 1988

Most Games Lost, Season

- 15 1989
- 13 1988

Most Consecutive Home Games Lost

- 14 1988-89
- 6 1960

Most Consecutive Home Games Without Victory

- 14 1988-89
- 7 1962-63

Most Consecutive Away Games Lost

- 9 1962-63
- 7 1964-65

Most Consecutive Away Games Without Victory

- 9 1962-63
- 7 1960, 1964-65

SCORING

Most Points, Season

- 479 1983

Most Points, Opponent, Season

- 402 1962

Fewest Points, Season

- 177 1960
- 204 1989

Fewest Points, Opponent, Season

- 186 1968
- 208 1978*

Most Points, Game

- 59 vs. Det., 9/15/68
- 59 vs. SFO, 10/12/80

Most Points, Opponent, Game

- 54 @ Minn., 10/18/70

Most Points, Both Teams, Game

- 86 @ Buff., 9/19/71 (Dall. 49, Buff. 37)
- 82 vs. Minn., 11/26/87
- (Minn. 44, Dall. 38 OT)

Fewest Points, Both Teams, Game

- 8 @ Clev., 12/12/70 (Dall. 6, Clev. 2)

Most Points Overcome To Win Game

- 21 vs. N.O., 10/21/84
- 20 @ Wash., 9/5/83
- 17 vs. Wash., 12/16/79

Most Points, Opponent, Overcome To Win Game

- 21 @ Wash., 11/28/65
- 20 @ Phil., 10/23/88
- 17 @ Det., 11/15/81

Most Points, First Half

- 42 vs. Phil., 10/19/69

Most Points, Opponent, First Half

- 34 @ Minn., 10/18/70
- 34 @ Rams, 10/14/73
- 34 @ Wash., 11/23/86

Most Points, Both Teams, First Half

- 55 vs. Raid., 10/23/83

Most Points, Second Half

- 31 @ Phil., 9/29/68
- 31 @ Wash., 11/17/68

Most Points, Opponent, Second Half

- 38 @ StL., 12/9/62

Most Points, Both Teams, Second Half

- 52 vs. StL., 9/28/75

Most Points, First Quarter

- 28 vs. Phil., 10/19/69
- 28 vs. Jets, 12/4/71

Most Points, Opponent, First Quarter

- 22 @ Cinc., 12/8/85

*16-game record;

THE RECORDS

Cowboys Team Records (Cont.)

Most Points, Both Teams, First Quarter

35 vs. Phil., 10/19/69
35 vs. Atl., 12/22/91

Most Points, Second Quarter

24 vs. Gia., 9/18/66
24 vs. Pitt., 10/30/66
24 vs. Det., 9/15/68
24 vs. N.E., 10/24/71
24 vs. SFO, 10/12/80

Most Points, Opponent, Second Quarter

28 @ Gia., 12/16/62

Most Points, Both Teams, Second Quarter

38 vs. K.C., 11/10/75
38 vs. Raid., 10/23/83

Most Points, Third Quarter

21 vs. Pitt., 10/30/66
21 vs. N.O., 9/24/73
21 vs. Cleve., 12/7/74
21 vs. StL., 9/28/75
21 vs. SDO, 10/26/80

Most Points, Opponent, Third Quarter

21 @ Wash., 12/17/61
21 @ Cinc., 12/8/85

Most Points, Both Teams, Third Quarter

35 vs. StL., 9/28/75

Most Points, Fourth Quarter

21 @ Gia., 12/19/85
21 vs. Det., 9/15/68
21 @ Det., 10/6/75

Most Points, Opponent, Fourth Quarter

21 @ StL., 12/9/62
21 @ Wash., 11/28/65
21 vs. StL., 11/16/70
21 @ SDO, 11/5/72
21 @ StL., 9/13/87

Most Points, Both Teams, Fourth Quarter

35 vs. Gia., 10/21/73

Most Consecutive Games Scoring

218 1970-85
146 1960-70

TOUCHDOWNS

Most Touchdowns, Season

60 1980

Most Touchdowns, Opponent, Season

52 1962

Fewest Touchdowns, Season

23 1960
25 1989*

Fewest Touchdowns, Opponent, Season

22 1973
25 1978*

Most Touchdowns, Game

8 vs. Phil., 10/9/66
8 vs. Det., 9/15/68
8 vs. SFO, 10/12/80

Most Touchdowns, Opponent, Game

7 @ StL., 12/9/62
7 @ Cinc., 12/8/85

Most Touchdowns, Both Teams, Game

12 vs. Buff., 9/19/71
11 @ SFO, 12/12/77
11 vs. Minn., 11/26/87

Most Consecutive Games Score Touchdown

75 1979-1984
73 1960-1965
72 1965-1970

POINT AFTER TOUCHDOWNS

Most Point After Touchdowns, Season

59 1980

Most Points After Touchdowns, Opponent, Season

49 1962

Most Point After Touchdowns, Game

8 vs. Det., 9/15/68
8 vs. SFO, 10/12/80

Most Point After Touchdowns, Opponent, Game

7 @ StL., 12/9/62

Most Consecutive Point After Touchdowns

162 1969-73

FIELD GOALS

Most Field Goals Attempted, Season

39 1991
36 1969, 1972

Most Field Goals Attempted, Opponent, Season

39 1991
35 1989

Fewest Field Goals Attempted, Season

13 1960
17 1980

Most Field Goals Attempted, Game

7 @ Chic., 11/24/68
6 vs. Rams, 9/21/75

Most Field Goals Attempted, Opponent, Game

7 @ Phil., 12/5/65

Most Field Goals Attempted, Both Teams, Game

9 @ Phil., 12/5/65
9 @ Chic., 11/24/68

Most Field Goals, Season

27 1981, 1991
25 1987

Most Field Goals, Opponent, Season

29 1991
28 1989

Fewest Field Goals, Season

6 1960
9 1963, 1967
10 1989

Most Field Goals, Game

7 @ StL., 12/9/62

Most Field Goals, Opponent, Game

4 Many times, last @ Hou., 11/10/91

Most Field Goals, Both Teams, Game

7 @ Hou., 11/10/91

Most Consecutive Games Scoring Field Goal

10 1972-73, 1975

SAFETIES

Most Safeties, Season

3 1981

Most Safeties, Opponent, Season

2 1960, 1986, 1988

Most Safeties, Game

2 vs. Phil., 11/19/72

*16-game record;

THE RECORDS

Cowboys Team Records (Cont.)

FIRST DOWNS

Most First Downs, Season
342 1978, 1983
Most First Downs, Opponent, Season
321 1989
312 1985
Most First Downs, Both Teams, Season
648 1985
Fewest First Downs, Season
180 1960
246 1989*
Fewest First Downs, Opponent, Season
199 1974
232 1978*
Most First Downs, Game
33 @ Det., 9/15/85
Most First Downs, Opponent, Game
33 @ Hou., 11/10/91
Most First Downs, Both Teams, Game
55 vs. Rams, 10/1/67
Fewest First Downs, Game
7 @ Gia., 12/16/89
Fewest First Downs, Opponent, Game
5 @ Phil., 11/6/66
5 vs. Phil., 10/20/74
Fewest First Downs, Both Teams, Game
20 @ GBay, 10/24/65
Most First Downs, Rushing, Season
147 1974
Most First Downs, Rushing, Opponent, Season
122 1981
Fewest First Downs, Rushing, Season
57 1960
78 1989*
Fewest First Downs, Rushing, Opponent, Season
52 1969
82 1983*
Most First Downs, Rushing, Game
19 @ Balt., 12/6/81
Most First Downs, Rushing, Opponent, Game
17 @ Chic., 9/30/84
Fewest First Downs, Rushing, Game
0 vs. StL., 11/16/70
Fewest First Downs, Rushing, Opponent, Game
0 5 times, last @ Clev., 12/4/88
Most First Downs, Passing, Season
208 1985
Most First Downs, Passing, Opponent, Season
193 1985
Fewest First Downs, Passing, Season
95 1970
135 1990*
Fewest First Downs, Passing, Opponent, Season
94 1977
128 1978*
Most First Downs, Passing, Game
23 @ SFO, 11/10/63

Most First Downs, Passing, Opponent, Game
21 Chic., 11/18/62
21 K.C., 11/20/83
21 @ StL., 11/11/84
Fewest First Downs, Passing, Game
2 @ Phoe., 10/14/90
Fewest First Downs, Passing, Opponent, Game
1 3 times, last @ Jets, 12/21/75
Most First Downs, Penalty, Season
33 1985
Most First Downs, Penalty, Opponent, Season
34 1987
Fewest First Downs, Penalty, Season
9 1961, 1962, 1971
22 1979*
Fewest First Downs, Penalty, Opponent, Season
10 1969
16 1991*
Most First Downs, Penalty, Game
6 vs. TBay, 10/9/83
Most First Downs, Penalty, Opponent, Game
7 @ Jets, 10/4/87

NET YARDS GAINED RUSHING AND PASSING

Most Yards Gained, Season
5,968 1979
Most Yards Gained, Opponent, Season
5,608 1985
Fewest Yards Gained, Season
3,153 1960
4,081 1990*
Fewest Yards Gained, Opponent, Season
3,213 1977
4,009 1978*
Most Yards Gained, Game
652 vs. Phil., 10/6/66
583 vs. Balt., 9/4/78
578 vs. StL., 9/30/73
Most Yards Gained, Opponent, Game
583 @ Hou., 11/10/91
570 @ Cinc., 12/8/85
Most Yards Gained, Both Teams, Game
995 vs. Mia., 10/25/81
926 @ SFO, 11/10/63
Fewest Yards Gained, Game
90 vs. Phil., 9/15/91
100 @ Phoe., 10/14/90
Fewest Yards Gained, Opponent, Game
63 @ GBay, 10/24/65
80 Phil., 11/6/66
Fewest Yards Gained, Both Teams, Game
255 @ GBay, 10/24/65
Most Consecutive Games, 300 or More Yards
17 1975-76
Most Consecutive Games, 400 or More Yards Gained
4 1976

RUSHING

ATTEMPTS

Most Rushing Attempts, Season
630 1981

* 16-game record.

THE RECORDS

Cowboys Team Records (Cont.)

Most Rushing Attempts, Opponent, Season
543 1989

Fewest Rushing Attempts, Season
311 1960
355 1989*

Fewest Rushing Attempts, Opponent, Season
313 1969
400 1991*

Most Rushing Attempts, Game
66 @ Balt., 12/6/81

Most Rushing Attempts, Opponent, Game
54 Atl., 10/11/70

Fewest Rushing Attempts, Game
10 @ N.O., 9/10/89

Fewest Rushing Attempts, Opponent, Game
12 Pitt., 10/30/66
12 Gia., 9/24/67
12 Phil., 10/16/83

YARDS

Most Yards Gained Rushing, Season
2,783 1978

Most Yards Gained Rushing, Opponent, Season
2,242 1960
2,226 1984*

Fewest Yards Gained Rushing, Season
1,049 1960
1,409 1989*

Fewest Yards Gained Rushing, Opponent, Season
1,050 1969
1,499 1983*

Most Yards Gained Rushing, Game
354 @ Balt., 12/6/81

Most Yards Gained, Opponent, Game
289 Phil., 10/22/61

Most Yards Gained Rushing, Both Teams, Game
510 @ Balt., 12/6/81
466 vs. Phil., 10/22/61

Fewest Yards Gained Rushing, Game
20 @ N.O., 9/10/89
20 Gia., 9/16/90

Fewest Yards Gained Rushing, Opponent, Game
7 Pitt., 10/30/66

AVERAGE GAIN

Highest Average Gain Rushing, Season
4.7 1962
4.5 1974

Lowest Average Gain Rushing, Season
3.4 1960
3.7 1984

TOUCHDOWNS

Most Touchdowns Rushing, Season
26 1980

Most Touchdowns, Rushing, Opponent, Season
24 1960

Fewest Touchdowns, Rushing, Season
6 1960, 1961
7 1989*

Fewest Touchdowns, Rushing, Opponent, Season

2 1968
8 1984*

Most Touchdowns, Rushing, Game
5 @ Buff., 9/19/71
5 vs. Phoe., 12/16/90

Most Touchdowns, Rushing, Opponent, Game
5 4 times, last by Phil., 10/10/65

Most Touchdowns, Rushing, Both Teams, Game
6 7 times, last vs. Phoe., 12/16/90

PASSING

ATTEMPTS

Most Passes Attempted, Season
604 1984

Most Passes Attempted, Opponent, Season
558 1983

Fewest Passes Attempted, Season
297 1970
439 1981*

Fewest Passes Attempted, Opponent, Season
293 1960
432 1978*

Most Passes Attempted, Game
62 @ Det., 9/15/85

Most Passes Attempted, Opponent, Game
59 K.C., 11/20/83

Most Passes Attempted, Both Teams, Game
99 @ Phil., 10/23/88

Fewest Passes Attempted, Game
11 vs. Gia., 10/21/73
11 vs. Atl., 10/11/70

Fewest Passes Attempted, Opponent, Game
10 Wash., 10/3/71
10 Mia., 11/22/73

Fewest Passes Attempted, Both Teams, Game
28 @ Jets, 12/21/75

COMPLETIONS

Most Passes Completed, Season
346 1983

Most Passes Completed, Opponent, Season
320 1991

Fewest Passes Completed, Season
149 1970
251 1978*

Fewest Passes Completed, Opponent, Season
146 1960
202 1978*

Most Passes Completed, Game
40 @ Det., 9/15/85

Most Passes Completed, Opponent, Game
41 @ Hou., 11/10/91

Most Pass Completions, Both Teams, Game
65 @ Hou., 11/10/91
58 @ Phil., 10/23/88

Fewest Passes Completed, Game
4 vs. Atl., 10/11/70

Fewest Passes Completed, Opponent, Game
2 @ Jets, 12/21/75

*16-game record;

THE RECORDS

Cowboys Team Records (Cont.)

Fewest Pass Completions, Both Teams, Game
8 @ Jets, 12/21/75

YARDS

Most Yards Gained, Passing, Season
3,861 1985

Most Yards Gained, Passing, Opponent, Season
3,928 1983

Fewest Yards Gained, Passing, Season
2,013 1964
2,581 1990*

Fewest Yards Gained, Passing, Opponent, Season
1,562 1977
2,288 1980*

Most Yards Gained, Passing, Game
452 @ Det., 9/15/85

Most Yards Gained, Passing, Opponent, Game
437 Chic., 11/18/62

Most Yards Gained, Passing, Both Teams, Game
720 @ Gia., 10/6/85
708 vs. Mia., 10/25/81

Fewest Yards Gained, Passing, Game
-10 @ GBay, 10/24/65

Fewest Yards Gained, Passing, Opponent, Game
-1 @ GBay, 10/24/65
-1 @ Jets, 12/21/75

Fewest Yards Gained, Passing, Both Teams, Game
-11 @ GBay, 10/24/75

COMPLETION PERCENTAGE

Highest Completion Percentage, Season
62.5 1983 (346 of 554)

Highest Completion Percentage, Opponent, Season
61.7 1989 (301 of 488)

Lowest Completion Percentage, Season
46.1 1960 (163 of 354)

Lowest Completion Percentage, Opponent, Season
40.5 1960 (159 of 393)

Highest Completion Percentage, Game (10 att.)
87.5 @ Phil., 11/6/83 (21 of 24)

Highest Completion Percentage, Opponent, Game (10 att.)
85.7 @ Det., 12/11/60 (12 of 14)

Highest Completion Percentage, Both Teams, Game
80.7 @ Gia., 10/10/76 (25 of 31)

Lowest Completion Percentage, Game
28.6 vs. Wash., 9/26/65 (6 of 21)

Lowest Completion Percentage, Opponent, Game
15.4 @ Jets, 12/21/75 (2 of 13)

Lowest Completion Percentage, Both Teams, Game
28.6 @ Jets, 12/21/75 (8 of 28)

TOUCHDOWNS

Most Touchdowns, Passing, Season
31 1962, 1983

Most Touchdowns, Passing, Opponent, Season
33 1962

Fewest Touchdowns, Passing, Season
10 1964
12 1990*

Fewest Touchdowns, Passing, Opponent, Season
10 1970
11 1978*

Most Touchdowns, Passing, Game
5 6 times, last @ Gia., 10/30/83

Most Touchdowns, Passing, Opponent, Game
5 Balt., 10/30/60
5 @ Clev., 11/2/69

SACKS

TOTAL SACKS

Most Sacks, Season
62 1985

Most Sacks, Opponent, Season
68 1964

Fewest Sacks, Season
20 1960, 1963
23 1991*

Fewest Sacks, Opponent, Season
30 1976, 1989

Most Sacks, Game
12 @ Pitt., 11/20/66
12 @ Hou., 9/29/85

Most Sacks, Opponent, Game
11 @ SDO, 11/16/86
11 vs. Phil., 9/15/91

Most Sacks, Both Teams, Game
17 @ Pitt., 11/20/66

SACK YARDAGE

Most Sack Yardage, Season
459 1985

Most Sack Yardage, Opponent, Season
503 1964

Most Sack Yardage, Game
84 vs. Det., 10/6/75

Most Sack Yardage, Opponent, Game
67 N.O., 9/25/83
67 vs. Phil., 9/15/91

INTERCEPTIONS

TOTAL INTERCEPTIONS

Most Interceptions, Season
37 1981

Most Interceptions, Opponent, Season
33 1960

Fewest Interceptions, Season
7 1989
10 1988

Most Interceptions, Game
7 vs. Phil., 9/30/60
7 @ Phil., 9/26/71

Most Interceptions, Opponent, Game
5 5 times, last by Raid., 11/9/86

*16-game record

THE RECORDS

Cowboys Team Records (Cont.)

YARDS

Most Yards, Season

549 1963
523 1980

Most Yards, Opponent, Season

586 1961
437 1963

Fewest Yards, Season

37 1989
67 1987

Fewest Yards, Opponent, Season

93 1974
124 1981*

Most Yards, Game

183 vs. Wash., 11/3/63
150 @ Phil., 9/26/71

Most Yards, Opponent, Game

138 Gia., 10/15/61
129 @ Minn., 10/18/70

TOUCHDOWNS

Most Touchdowns By Interceptions, Season

4 1985

Most Touchdowns By Interceptions, Opponent, Season

4 1990

PUNTING

TOTAL PUNTS

Most Punts, Season

108 1984

Most Punts, Opponent, Season

108 1978

Most Punts, Game

11 vs. Phil., 9/3/84

Most Punts, Opponent, Game

11 4 times, last by N.E., 11/22/84

Fewest Punts, Both Teams, Game

1 vs. Clev., 12/3/61

Consecutive Punts, No Blocks

396 1961-66
382 1978-83

Consecutive Punts, No Blocks, Opponent

591 1977-84
329 1960-65

AVERAGE YARDAGE

Highest Average Distance, Punting, Season

45.4 1962

Highest Average Distance, Punting, Opponent, Season

45.5 1961

Highest Average Distance, Punting, Game (4 punts)

53.4 vs. N.O., 11/3/68

Highest Average Distance, Punting, Opponent, Game (4 punts)

54.3 @ Clev., 10/17/65

PUNT RETURNS

TOTAL RETURNS

Most Punt Returns, Season

63 1978

Most Punt Returns, Opponent, Season

55 1984

Most Punt Returns, Game

9 vs. Buff., 11/15/76

Most Punt Returns, Opponent, Game

8 Gia., 11/4/84

YARDS GAINED

Most Yards, Punt Returns, Season

573 1974

Most Yards, Punt Returns, Opponent, Season

588 1983

Most Yards, Punt Returns, Game

124 @ Phil., 12/15/91

Most Yards, Punt Returns, Opponent, Game

109 vs. St.L., 11/16/70

TOUCHDOWNS

Most Touchdowns, Punt Returns, Season

2 1968

Most Touchdowns, Punt Returns, Opponent, Season

1 9 times, last 1990

KICKOFF RETURNS

TOTAL RETURNS

Most Kickoff Returns, Season

77 1983

Most Kickoff Returns, Opponent, Season

78 1966, 1983

Most Kickoff Returns, Game

9 @ Minn., 10/18/70

Most Kickoff Returns, Opponent, Game

10 Det., 9/15/68

YARDS GAINED

Most Yards, Kickoff Returns, Season

1,709 1989

Most Yards, Kickoff Returns, Opponent, Season

1,806 1983

Most Yards, Kickoff Returns, Game

260 vs. SFO, 11/7/65

Most Yards, Kickoff Returns, Opponent, Game

261 @ Phil., 11/6/66

TOUCHDOWNS

Most Touchdowns, Kickoff Returns, Season

2 1971

Most Touchdowns, Kickoff Returns, Opponent, Season

3 1966

FUMBLES

TOTAL FUMBLES

Most Fumbles, Season

46 1961

Most Fumbles, Opponent, Season

44 1973

Most Fumbles, Game

7 vs. Gia., 10/11/71

*16-game record

THE RECORDS

Cowboys Team Records (Cont.)

Most Fumbles, Opponent, Game

7 @ Wash., 11/28/65
7 K.C., 11/10/75

FUMBLES LOST

Most Fumbles Lost, Season

21 1961, 1971, 1979

Most Fumbles Lost, Opponent, Season

25 1971

Most Fumbles Lost, Game

5 3 times, last vs. K.C., 11/10/75

Most Fumbles Lost, Opponent, Game

5 4 times, last vs. Raid., 10/23/83

Most Consecutive Games without

Losing Fumble

4 1991

PENALTIES

TOTAL PENALTIES

Most Penalties, Season

141 1988

Most Penalties, Opponent, Season

108 1985

Fewest Penalties, Season

47 1961
74 1991*

Fewest Penalties, Opponent, Season

38 1961
70 1979*

Most Penalties, Game

17 @ Clev., 12/4/88
16 @ Jets, 10/4/87

Most Penalties, Opponent, Game

14 TBay, 10/8/83

Fewest Penalties, Game

0 @ StL., 12/10/61
0 vs. Wash., 11/23/80
0 @ Wash., 11/5/89

Fewest Penalties, Opponent, Game

0 @ Pitt., 10/21/62
0 @ Phil., 12/5/65

YARDS PENALIZED

Most Yards Penalized, Season

1,148 1988

Most Yards Penalized, Opponent, Season

990 1985

Fewest Yards Penalized, Season

427 1961
610 1991*

Fewest Yards Penalized, Opponent, Season

362 1961
704 1979*

Most Yards Penalized, Game

161 @ Wash., 11/2/70
159 vs. Phil., 10/13/68

Most Yards Penalized, Opponent, Game

185 vs. TBay, 10/9/83
166 @ StL., 10/9/77

Fewest Yards Penalized, Game

0 @ StL., 12/10/61
0 vs. Wash., 11/23/80
0 @ Wash., 11/5/89

Fewest Yards Penalized, Opponent, Game

0 @ Pitt., 10/21/62
0 @ Phil., 12/5/65

BLOCKED KICKS

BLOCKED PUNTS

Most, Season

4 1976
3 1991
2 1973, 1977, 1990

Most, Season, Opponent

2 1973, 1976, 1989


Most, Game

2 @ Gia., 10/21/73
2 @ Hou., 11/10/91

Most, Game, Opponent

1 Many times, last @ Gia.,
12/16/89

*16-game record



Largest Margin of Victory

1. 49 points, (56-7) vs. Philadelphia, Oct. 9, 1966
2. 46 points, (59-13) @ Detroit, Sept. 15, 1968
3. 45 points, (52-7) vs. NY Giants, Sept. 18, 1966
- 45 points, (59-14) vs. San Francisco, Oct. 12, 1980
5. 44 points, (51-7) vs. Seattle, Nov. 27, 1980
6. 42 points, (52-10) vs. Houston, Dec. 20, 1970
- 42 points, (52-10) vs. NY Jets, Dec. 4, 1971
8. 38 points, (38-0) @ Baltimore, Sept. 4, 1978
9. 37 points, (40-3) @ New Orleans, Sept. 24, 1973
- 37 points, (37-0) vs. Detroit, Oct. 30, 1977

Largest Margin of Defeat

1. 44 points, (44-0) vs. Chicago, Nov. 17, 1985
2. 41 points, (48-7) vs. Cleveland, Oct. 16, 1960
- 41 points, (54-13) @ Minnesota, Oct. 18, 1970
4. 40 points, (43-3) vs. Minnesota, Nov. 13, 1988
5. 38 points, (45-7) vs. Baltimore, Oct. 30, 1960
- 38 points, (38-0) vs. St. Louis, Nov. 16, 1970
7. 36 points, (43-7) vs. Philadelphia, Oct. 22, 1961
8. 34 points, (41-7) @ Green Bay, Nov. 13, 1960
9. 32 points, (52-20) @ St. Louis, Dec. 9, 1962
- 32 points, (42-10) @ Cleveland, Nov. 2, 1969

Cowboys Big Days

RUSHING

- 206—Tony Dorsett vs. Philadelphia, Dec. 4, 1977 (23 carries).
 183—Tony Dorsett @ N.Y. Giants, Nov. 9, 1980 (24 carries).
 182—Emmitt Smith @ Phoenix, Sept. 22, 1991 (23 carries).
 175—Tony Dorsett @ Baltimore, Dec. 6, 1981 (30 carries).
 173—Herschel Walker @ New England, Nov. 15, 1987 (28 carries).
 162—Tony Dorsett @ New England, Sept. 21, 1981 (19 carries).
 160—Emmitt Smith vs. Atlanta, Dec. 22, 1991 (32 carries).
 159—Tony Dorsett vs. L.A. Rams, Oct. 18, 1981 (27 carries).
 159—Tony Dorsett @ Houston, Sept. 29, 1985 (23 carries).
 154—Tony Dorsett vs. St. Louis, Sept. 24, 1978 (21 carries).
 153—Calvin Hill vs. San Francisco, Nov. 10, 1974 (32 carries).
 153—Tony Dorsett @ Minnesota, Jan. 3, 1983 (16 carries).
 152—Tony Dorsett vs. New Orleans, Nov. 19, 1978 (25 carries).
 151—Tony Dorsett @ Washington, Sept. 5, 1983 (14 carries).
 150—Calvin Hill @ Washington, Nov. 16, 1969 (27 carries).
 149—Tony Dorsett @ Green Bay, Nov. 12, 1978 (23 carries).
 149—Herschel Walker @ Phoenix, Sept. 12, 1988 (29 carries).
 147—Tony Dorsett vs. Baltimore, Sept. 4, 1978 (15 carries).
 145—Tony Dorsett @ Minnesota, Oct. 7, 1979 (21 carries).
 141—Tony Dorsett @ St. Louis, Oct. 9, 1977 (14 carries).
 141—Tony Dorsett @ Minnesota, Oct. 2, 1983 (26 carries).
 140—Calvin Hill vs. Philadelphia, Oct. 20, 1974 (26 carries).
 138—Calvin Hill @ New Orleans, Sept. 28, 1969 (23 carries).
 137—Don Perkins vs. St. Louis, Oct. 28, 1962 (24 carries).
 137—Don Perkins vs. N.Y. Giants, Oct. 11, 1964 (17 carries).
 137—Herschel Walker vs. St. Louis, Dec. 27, 1987 (25 carries).
 134—Duane Thomas @ Kansas City, Oct. 25, 1970 (20 carries).

Bold denotes rookie

RUSHING (Cont.)

- 134—Herschel Walker @ Cleveland, Dec. 4, 1988 (25 carries).
 133—Don Perkins @ Green Bay, Oct. 24, 1965 (22 carries).
 132—Tony Dorsett @ Washington, Sept. 6, 1981 (20 carries).
 132—Emmitt Smith vs. Washington, Nov. 22, 1990 (23 carries).

PASSING

- 460—Don Meredith @ San Francisco, Nov. 10, 1963 (30 of 48).
 406—Don Meredith @ Washington, Nov. 13, 1966 (21 of 29).
 394—Don Meredith @ Philadelphia, Nov. 6, 1966 (14 of 24).
 389—Gary Hogeboom @ San Francisco, Dec. 22, 1985 (28 of 49).
 379—Troy Aikman @ Phoenix, Nov. 12, 1989 (21 of 40).
 377—Danny White vs. Tampa Bay, Oct. 9, 1983 (29 of 44).
 362—Danny White vs. Atlanta, Oct. 27, 1985 (27 of 47).
 359—Danny White @ Washington, Dec. 13, 1987 (27 of 49).
 358—Don Meredith vs. N.Y. Giants, Sept. 18, 1966 (14 of 24).
 354—Danny White vs. Miami, Oct. 25, 1981 (22 of 32).
 349—Craig Morton vs. Houston, Dec. 20, 1970 (13 of 17).
 347—Danny White vs. Pittsburgh, Sept. 13, 1982 (25 of 36).
 345—Eddie LeBaron vs. Pittsburgh, Sept. 24, 1960 (15 of 28).
 343—Gary Hogeboom @ L.A. Rams, Sept. 3, 1984 (33 of 47).
 342—Danny White @ N.Y. Giants, Oct. 6, 1985 (31 of 46).
 342—Steve Pelluer @ Philadelphia, Oct. 23, 1988 (32 of 46).
 341—Danny White vs. Minnesota, Nov. 26, 1987 (25 of 41).
 339—Roger Staubach vs. Baltimore, Sept. 26, 1976 (22 of 28).
 339—Steve Pelluer @ N.Y. Giants, Nov. 2, 1986 (28 of 38).
 336—Roger Staubach vs. Washington, Dec. 16, 1979 (24 of 42).

RECEIVING

- 246—Bob Hayes @ Washington, Nov. 13, 1966 (9 catches).
 241—Frank Clarke vs. Washington, Sept. 16, 1962 (10 catches).
 223—Lance Rentzel vs. Washington, Nov. 19, 1967 (13 catches).
 213—Tony Hill vs. Philadelphia, Nov. 12, 1979 (7 catches).
 203—James Dixon @ Phoenix, Nov. 12, 1989 (6 catches).
 195—Bob Hayes vs. N.Y. Giants, Sept. 18, 1966 (6 catches).
 190—Frank Clarke @ San Francisco, Nov. 10, 1963 (8 catches).
 188—Drew Pearson @ Detroit, Oct. 6, 1975 (6 catches).
 187—Bob Hayes vs. Houston, Dec. 20, 1970 (6 catches).
 181—Bob Hayes vs. Baltimore, Dec. 13, 1969 (5 catches).
 181—Tony Hill @ Detroit, Sept. 15, 1985 (11 catches).
 177—Bob Hayes vs. Philadelphia, Oct. 10, 1965 (8 catches).
 170—Bob Hayes @ Pittsburgh, Oct. 22, 1967 (7 catches).
 170—Herschel Walker vs. Philadelphia, Dec. 14, 1986 (9 catches).
 169—Michael Irvin vs. Atlanta, Dec. 22, 1991 (10 catches).
 168—Frank Clarke @ N.Y. Giants, Oct. 20, 1963 (4 catches).
 164—Mike Renfro @ San Francisco, Dec. 22, 1985 (9 catches).
 161—Drew Pearson @ Philadelphia, Sept. 23, 1974 (10 catches).
 161—Tony Hill vs. Atlanta, Oct. 27, 1985 (10 catches).

Bold denotes rookie

Cowboys Longest Plays

LONG RUNS FROM SCRIMMAGE

- 99—Tony Dorsett @ Minnesota, Jan. 3, 1983 (TD).
84—Tony Dorsett vs. Philadelphia, Dec. 4, 1977 (TD).
 84—Herschel Walker vs. Philadelphia, Dec. 14, 1986 (TD).
77—Tony Dorsett @ St. Louis, Oct. 9, 1977 (TD).
 77—Tony Dorsett @ Washington, Sept. 5, 1983.
 75—Tony Dorsett @ New England, Sept. 21, 1981 (TD).
 75—Emmitt Smith vs. Washington, Sept. 9, 1991 (TD).
73—Amos Bullocks vs. Chicago, Nov. 18, 1962 (TD).
71—Amos Marsh vs. N.Y. Giants, Oct. 15, 1961.
 70—Amos Marsh @ Washington, Nov. 4, 1962.
68—Les Shy vs. Philadelphia, Oct. 9, 1966.
 67—Dan Reeves vs. Washington, Dec. 11, 1966 (TD).
 64—Jim Stiger @ Washington, Nov. 22, 1964.
 63—Tony Dorsett vs. New Orleans, Nov. 19, 1978.
 63—Paul Palmer @ Kansas City, Oct. 22, 1989 (TD).
 62—Kelvin Edwards vs. Philadelphia, Oct. 11, 1987 (TD).
 60—Tony Dorsett vs. Atlanta, Oct. 27, 1985 (TD).
 60—Herschel Walker @ New England, Nov. 15, 1987 (TD).
 60—Emmitt Smith @ Phoenix, Sept. 22, 1961 (TD).

LONG FORWARD PASSES

- 95—Don Meredith to Bob Hayes @ Washington, Nov. 13, 1966 (TD).
 91—Roger Staubach to Tony Dorsett vs. Baltimore, Sept. 4, 1978 (TD).
 89—Craig Morton to Bob Hayes @ Kansas City, Oct. 25, 1970 (TD).
 86—Craig Morton to Lance Rentzel vs. Philadelphia, Nov. 1, 1970 (TD).
 85—Eddie LeBaron to Amos Marsh @ L.A. Rams, Sept. 30, 1962 (TD).
 85—Roger Staubach to Bob Hayes @ N.Y. Giants, Dec. 12, 1971 (TD).
 84—Don Meredith to Pete Gent vs. Pittsburgh, Oct. 30, 1966 (TD).
 84—Steve Pelluer to Herschel Walker vs. Philadelphia, Dec. 14, 1986 (TD).

LONG PUNTS

- 84—Ron Widby @ New Orleans, Nov. 3, 1968.
 75—Sam Baker @ L.A. Rams, Sept. 30, 1962.
75—Billy Lothridge vs. N.Y. Giants, Oct. 11, 1964.
 73—Danny White vs. L.A. Rams, Oct. 14, 1979.
 71—Sam Baker vs. N.Y. Giants, Dec. 16, 1962.
71—Billy Lothridge vs. St. Louis, Sept. 12, 1964.

LONG PUNT RETURNS

- 98—Dennis Morgan @ St. Louis, Oct. 13, 1974 (TD).**
 90—Bob Hayes vs. Pittsburgh, Dec. 8, 1968 (TD).
 85—Kelvin Martin @ Philadelphia, Dec. 15, 1991 (TD).
 69—Bob Hayes vs. St. Louis, Nov. 23, 1967 (TD).
69—Mel Renfro vs. Green Bay, Nov. 29, 1964 (TD).
 68—Gary Allen vs. Kansas City, Nov. 20, 1983 (TD).
 63—Bob Hayes @ N.Y. Giants, Dec. 15, 1968 (TD).
55—Butch Johnson vs. Philadelphia, Dec. 5, 1976.
52—James Jones vs. Washington, Nov. 23, 1980.
51—Mel Renfro @ Cleveland, Oct. 4, 1964.

Bold denotes rookie

LONG KICKOFF RETURNS

- 102—Alexander Wright vs. Atlanta, Dec. 22, 1991 (TD).
- 101—Amos Marsh vs. Philadelphia, Oct. 14, 1962 (TD).
- 101—Ike Thomas vs. N.Y. Jets, Dec. 4, 1971 (TD).
- 100—Mel Renfro vs. San Francisco, Nov. 7, 1965 (TD).
- 100—Mark Washington @ Washington, Nov. 22, 1970 (TD).
- 97—Thomas Henderson vs. St. Louis, Sept. 28, 1975 (TD).
- 97—James Dixon @ Kansas City, Oct. 22, 1989 (TD).
- 90—James Dixon @ Green Bay, Oct. 8, 1989.
- 90—Alexander Wright vs. N.Y. Giants, Sept. 16, 1990 (TD).
- 89—Ike Thomas vs. L.A. Rams, Nov. 25, 1971 (TD).

LONG INTERCEPTION RETURNS

- 100—Mike Gaechter vs. Philadelphia, Oct. 14, 1962 (TD).
- 96—Dennis Thurman @ Washington, Sept. 6, 1981.
- 90—Mel Renfro @ St. Louis, Oct. 4, 1965 (TD).
- 86—Mike Gaechter vs. Washington, Nov. 3, 1963.
- 79—Thomas Henderson vs. Tampa Bay, Oct. 2, 1977 (TD).

LONG FUMBLE RETURNS

- 97—Chuck Howley @ Atlanta, Oct. 2, 1966 (TD).
- 86—Michael Downs @ Houston, Dec. 13, 1982 (TD).
- 84—Don Bishop vs. St. Louis, Oct. 28, 1962 (TD).
- 77—Jim Jeffcoat vs. Washington, Sept. 24, 1989 (TD).
- 72—Benny Barnes @ San Francisco, Oct. 11, 1981 (TD).

LONG RETURNS OF FIELD GOAL ATTEMPTS

- 94—Jerry Norton @ St. Louis, Dec. 9, 1962 (TD).
- 62—Ron Fellows vs. New Orleans, Sept. 25, 1983 (TD).
- 60—Mike Gaechter @ Washington, Nov. 28, 1965 (TD).
- 60—Obert Logan @ N.Y. Giants, Dec. 19, 1965 (TD).

Bold denotes rookie



The Last Time...

400 YARDS TOTAL OFFENSE**By Cowboys** — 415, @ Detroit, 10/27/91

Playoffs — 456, vs. Tampa Bay, 1/9/83

By Opponents — 403, Atlanta, 12/22/91

Playoffs — 421, @ Detroit, 1/5/92

500 YARDS TOTAL OFFENSE**By Cowboys** — 554, @ Detroit, 9/15/85

Playoffs — 528, vs. L.A. Rams, 12/28/80

By Opponents — 583, @ Houston, 11/10/91

Playoffs — N.A.

300 YARDS PASSING IN A GAME BY A PLAYER**By Cowboys** — Troy Aikman, 331, @ Detroit, 10/27/91

Playoffs — Danny White, 330, vs. L.A. Rams, 12/26/83

By Opponents — Chris Miller, Atlanta, 325, 12/22/91

Playoffs — Erik Kramer, @ Detroit, 341, 1/5/92

400 YARDS PASSING IN GAME BY A PLAYER**By Cowboys** — Don Meredith, 406, @ San Francisco, 11/13/66

Playoffs — N.A.

By Opponents — Warren Moon, @ Houston, 432, 11/10/91

Playoffs — N.A.

4 TOUCHDOWN PASSES IN GAME BY PLAYER**By Cowboys** — Troy Aikman, vs. L.A. Rams, 12/3/89

Playoffs — Roger Staubach, @ L.A. Rams, 1/4/76

By Opponents — Jim Everett, L.A. Rams, 12/3/89

Playoffs — Terry Bradshaw, Pittsburgh, 1/21/79

100 YARDS RUSHING IN GAME BY PLAYER**By Cowboys** — Emmitt Smith, 160, vs. Atlanta, 12/22/91

Playoffs — Emmitt Smith, 105, @ Chicago, 12/29/91

By Opponents — Harold Green, Cincinnati, 124, 10/13/91

Playoffs — John Riggins, @ Washington, 140, 1/22/83

200 YARDS RUSHING IN GAME BY PLAYER**By Cowboys** — Tony Dorsett, 206, vs. Philadelphia, 12/4/77

Playoffs — N.A.

By Opponents — Greg Bell, 206, @ Buffalo, 11/18/84

Playoffs — Eric Dickerson, 248, @ L.A. Rams, 1/4/86

3 TOUCHDOWNS RUSHING IN GAME BY PLAYER**By Cowboys** — Emmitt Smith (3,1,3) vs. Phoenix, 11/3/91

Playoffs — N.A.

By Opponents — Cleveland Gary (16,4,1) @ L.A. Rams, 11/18/90

Playoffs — Larry Schreiber (1,1,1) @ San Francisco, 12/23/72

100 YARDS RECEIVING IN GAME BY PLAYER**By Cowboys** — Michael Irvin, 169, vs. Atlanta, 12/22/91

Playoffs — Tony Hill, 115, vs. L.A. Rams, 12/26/83

By Opponents — Michael Haynes, Atlanta, 148, 12/22/91

Playoffs — Willie Green, @ Detroit, 115, 1/5/92

3 TOUCHDOWN CATCHES IN GAME BY PLAYER**By Cowboys** — Michael Irvin (24,61,12), @ Washington, 12/11/88

Playoffs — Preston Pearson (18,15,19), @ L.A. Rams, 1/4/76

By Opponents — Mark Clayton (41,39,63), @ Miami, 12/17/84

Playoffs — N.A.

3 TOUCHDOWNS IN GAME BY PLAYER**By Cowboys** — Emmitt Smith (3 run), vs. Phoenix, 11/3/91

Playoffs — Preston Pearson (3 receive), @ L.A. Rams, 1/4/76

By Opponents — Cleveland Gary (3 run), @ L.A. Rams, 11/18/90

Playoffs — Larry Schreiber (3 run), @ San Francisco, 12/23/72

4 TOUCHDOWNS IN GAME BY PLAYER**By Cowboys** — Emmitt Smith (4 run), vs. Phoenix, 12/16/90

Playoffs — N.A.

By Opponents — Harold Jackson (4 receive), @ L.A. Rams, 10/12/73

Playoffs — N.A.

3 INTERCEPTIONS IN GAME BY PLAYER**By Cowboys** — Dennis Thurman, vs. Philadelphia, 12/13/81

Playoffs — Dennis Thurman, vs. Green Bay, 1/16/83

By Opponents — Roger Wehrli, @ St. Louis, 12/7/75

Playoffs — N.A.

PUNT RETURNED FOR TD**By Cowboys** — Kelvin Martin, 85 yards, @ Philadelphia, 12/15/91

Playoffs — Golden Richards, 63 yards, vs. Minnesota, 12/30/73

By Opponents — Terance Mathis, @ N.Y. Jets, 98 yards, 11/4/90

Playoffs — N.A.

*The Last Time... (Cont.)***KICKOFF RETURNED FOR TD**

By Cowboys — Alexander Wright, 102 yards, vs. Atlanta, 12/22/91
Playoffs — N.A.

By Opponents — Charles Wilson, @ Green Bay, 82 yards, 10/6/91
Playoffs — Vic Washington, @ San Francisco, 97 yards, 12/23/72

INTERCEPTION RETURNED FOR TD

By Cowboys — Dixon Edwards, vs. Cincinnati, 36 yards, 10/13/91

Playoffs — Dennis Thurman, 39 yards vs. Green Bay, 1/16/83

By Opponents — Martin Mayhew, @ Washington, 31 yards, 11/24/91
Playoffs — Melvin Jenkins, @ Detroit, 41 yards, 1/5/92

FUMBLE RETURNED FOR TD

By Cowboys — Ray Horton, vs. N.Y. Giants, 20 yards, 9/29/91

Playoffs — Mike Hegman, 37 yards, vs. Pittsburgh, 1/21/79

By Opponents — Bobby Butler, @ Atlanta, 29 yards, 9/17/89
Playoffs — Hugh Green, Tampa Bay, 60 yards, 1/9/83

PUNT BLOCKED

By Cowboys — Darrick Brownlow, Issiac Holt, @ Houston, 11/10/91

Playoffs — Darrick Brownlow, @ Chicago, 12/29/91

By Opponents — Dwayne Jiles, @ N.Y. Giants, 12/16/89
Playoffs — Reggie Harrison, Pittsburgh, 1/18/76

PUNT BLOCKED FOR TD

By Cowboys — Issiac Holt, @ Houston, (Robert Williams runs 18 yards), 11/10/91
Playoffs — N.A.

By Opponents — Miles McPherson, @ San Diego, (Derrie Nelson runs 21 yards), 11/13/83
Playoffs — N.A.

PUNT BLOCKED FOR SAFETY

By Cowboys — Aaron Kyle, @ Philadelphia, 12/5/76
Playoffs — N.A.

By Opponents — Ron McGovern, @ Kansas City, 10/22/89
Playoffs — Reggie Harrison, Pittsburgh, 1/8/76

SAFETY SCORED

By Cowboys — Manny Hendrix, tackled John Booty in end zone, @ Philadelphia, 12/15/91
Playoffs — Randy White, tackled Ferragamo in endzone, vs. L.A. Rams, 12/30/79

By Opponents — Tim Green, @ Atlanta, tackled E. Smith in endzone, 12/30/90
Playoffs — Reggie Harrison, Pittsburgh, blocked punt out of endzone, 1/18/76

FIELD GOAL BLOCKED

By Cowboys — Everson Walls, @ Philadelphia, 12/10/89

Playoffs — Aaron Mitchell, @ Philadelphia, 1/11/81

By Opponents — Jerrol Williams, Pittsburgh, 11/28/91
Playoffs — Frank Nunley, @ San Francisco, 1/2/72

BLOCKED FIELD GOAL RETURNED FOR TD

By Cowboys — Ron Fellows, vs. New Orleans, 62 yards, (blocked by Ed Jones) 9/25/83
Playoffs — N.A.

By Opponents — William White, @ Detroit, 55 yards (blocked by Marc Spindler), 10/27/91
Playoffs — N.A.

PAT MISSED

By Cowboys — Fumbled snap, vs. Phoenix, 12/16/90
Playoffs — Rafael Septien, @ Atlanta, 1/4/81

By Opponents — Matt Bahr, @ N.Y. Giants, 11/17/91
Playoffs — Jan Stenerud, Green Bay, 1/16/83

PAT BLOCKED

By Cowboys — Jim Jeffcoat, @ N.Y. Giants, 12/16/89

Playoffs — Rod Hill, vs. Green Bay, 1/16/83

By Opponents — Shawn Patterson, @ Green Bay, 10/8/89
Playoffs — Carl Eller, Minnesota, 1/1/78

50 POINTS SCORED IN A GAME

By Cowboys — Dallas 51, Seattle 7, 11/27/80

Playoffs — Dallas 52, Cleveland 14, 12/24/67

By Opponents — @ Cincinnati 50, Dallas 24, 12/8/85
Playoffs — N.A.

40 POINTS SCORED IN A GAME

By Cowboys — Dallas 41, Phoenix 10, 12/16/90

Playoffs — N.A.

By Opponents — Minnesota 43, Dallas 3, 11/13/88
Playoffs — N.A.

SHUTOUT SCORED

By Cowboys — Dallas 38, Baltimore 0, 9/4/78

Playoffs — Dallas 38, Tampa Bay 0, 1/2/82

By Opponents — Philadelphia 24, Dallas 0, 9/15/91
Playoffs — @ L.A. Rams 20, Dallas 0, 1/4/86

Consecutive Winning Seasons

LONGEST STREAKS OF ALL-TIME

1. New York Yankees (1926-1964).....39
 2. Montreal Canadiens (1951/52-1982/83).....32
 - *3. Boston Bruins (1967/68-1990/91).....24
 4. DALLAS COWBOYS (1966-1985).....20
 5. Baltimore Orioles (1968-1985).....18
 6. Chicago White Sox (1951-1967).....17
 7. Chicago Black Hawks (1960/61-1975/76).....16
 - L.A. Raiders (1965-1980).....16
 - Philadelphia Flyers (1972/73-1987/88).....16
 10. Chicago Bears (1930-1944).....15
 - Pittsburgh Pirates (1899-1913).....15
 - St. Louis Cardinals (baseball) (1939-1953).....15
 - *L.A. Lakers (1976/77-1990/91).....15
- * Active

THANKSGIVING DAY RECORD

(16-7-1)

1966 W Cleveland 26-14	1979 L Houston 30-24
1967 W St. Louis 46-21	1980 W Seattle 51-7
1968 W Washington 29-20	1981 W Chicago 10-9
1969 T San Francisco 24-24	1982 W Cleveland 31-14
1970 W Green Bay 16-3	1983 W St. Louis 35-17
1971 W Los Angeles 28-21	1984 W New England 20-17
1972 L San Francisco 31-10	1985 W St. Louis 35-17
1973 L Miami 14-7	1986 L Seattle 31-14
1975 W Washington 24-23	1987 L Minnesota 44-38 (OT)
1975 DNP	1988 L Houston 25-17
1976 W St. Louis 19-14	1989 L Philadelphia 27-0
1977 DNP	1990 W Washington 27-17
1978 W Washington 37-10	1991 W Pittsburgh 20-10

COWBOYS' WON-LOST RECORD

Vs. AFC — 45-27
 On Monday Night Football — 19-17
 On Sunday Night Football — 7-5
 In Overtime — 6-4
 In Season Openers — 24-7-1
 On Thanksgiving Day — 16-7-1

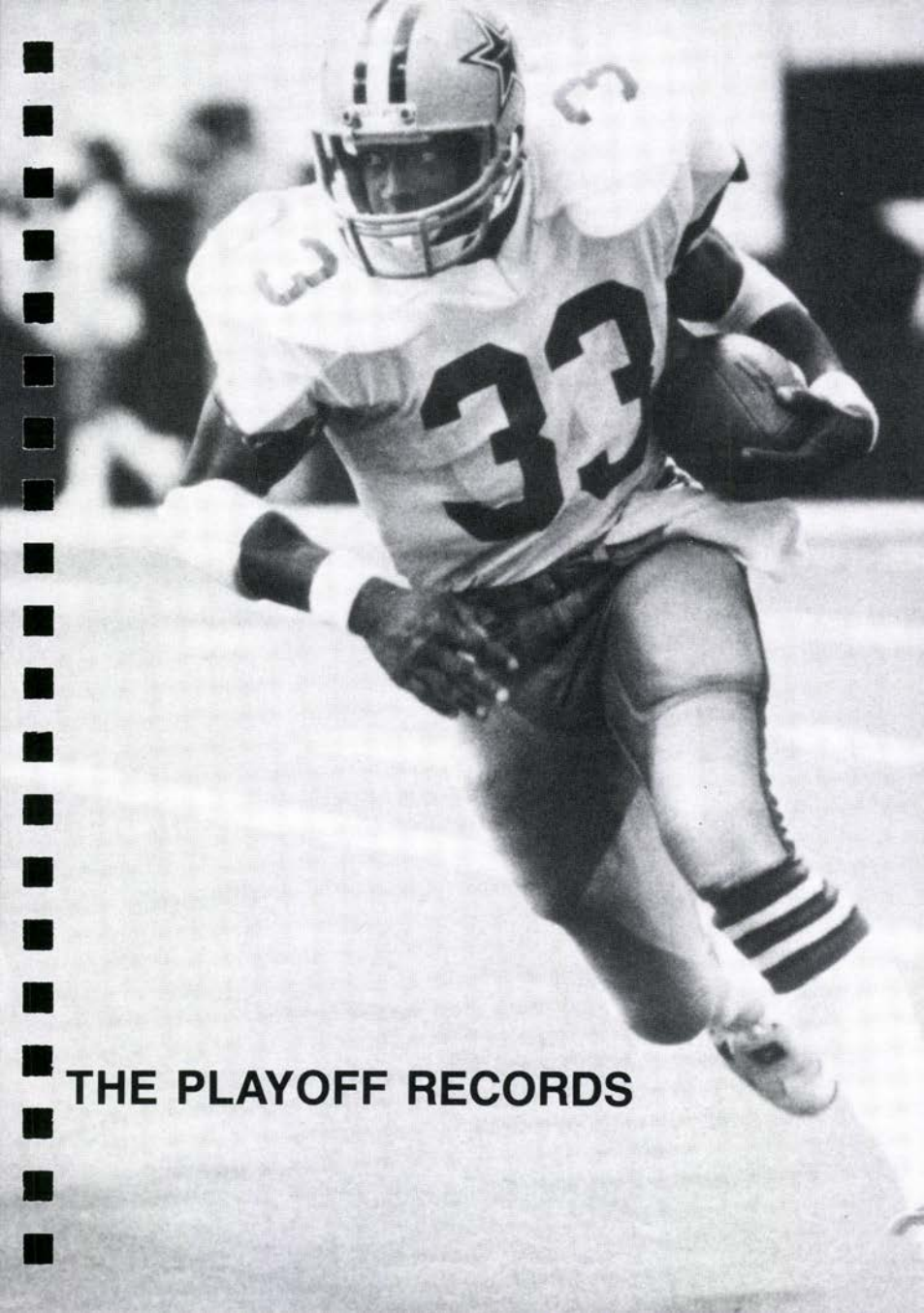
★ 1991 AWARDS ★

- Jerry Jones — NFL Owner of the Year (Edelstein Pro Football Letter)
Dallas All Sports Association "Big D Award" Winner
- Jimmy Johnson — NFL Coach of the Year (Football Digest, Edelstein Pro Football Letter)
- Joe Avezzano — NFL Special Teams Coach of the Year
- Troy Aikman — Pro Bowl
Finalist NFL Man of the Year
NFC Offensive Player of the Week (vs. Giants, Sept. 29)
- Bill Bates — Bob Lilly Award
All-Madden Team
- Larry Brown — All-Rookie (Pro Football Writers, Football News, Pro Football Weekly, Football Digest)
- Michael Irvin — All-Pro (Associated Press, Pro Football Writers, The Sporting News, NEA, Football News, Sports Illustrated, Pro Football Weekly, College & Pro Football Newsweekly, Football Digest)
All-NFC (United Press International, Football News)
NFL Alumni Wide Receiver of the Year
Pro Bowl - Most Valuable Player
All-Madden Team
NFC Offensive Player of the Week (vs. Atlanta, Dec. 29)
- Russell Maryland — NFL Rookie of the Year (Edelstein Pro Football Letter)
All-Rookie (Pro Football Writers, Pro Football Weekly, College & Pro Football Newsweekly)
- Nate Newton — All-Madden Team
- Jay Novacek — All-Pro (College & Pro Football Newsweekly, Associated Press-2nd team, NEA-2nd team)
All-NFC (United Press International, Football News, Pro Football Weekly)
Pro Bowl
- Emmitt Smith — All-Pro (Associated Press-2nd team, NEA-2nd team, College & Pro Football Newsweekly-2nd team)
All-NFC (United Press International, Football News, Pro Football Weekly)
Pro Bowl
All-Madden Team
Finalist NFL Player of the Year
NFC Offensive Player of the Month (December)
NFC Offensive Player of the Week (@ Phoenix, Sept. 22)

QUICK TURNAROUNDS:

Since 1960, 17 teams have finished with either one win or none. Of those, the Dallas Cowboys qualified for the playoffs in the shortest time, just two years later. The following is a look at how long it took for the others to reach the playoffs.

Year	Team (W-L)	Years	Year	Team (W-L)	Years
1960	Cowboys (0-11-1)	6	1969	Bears (1-13)	8
1960	Redskins (1-9-2)	11	1969	Steelers (1-13)	3
1961	Redskins (1-12-1)	10	1971	Bills (1-13)	3
1962	Raiders (1-13)	5	1972	Oilers (1-13)	6
1962	Rams (1-12-1)	5	1973	Oilers (1-13)	6
1966	Giants (1-12-1)	5	1976	Bucs (0-14)	3
1967	Falcons (1-12-1)	11	1980	Saints (1-15)	7
1968	Bills (1-12-1)	6	1989	Cowboys (1-15)	2



THE PLAYOFF RECORDS

Cowboys Career Playoff Records

PASSING (Min. 100 Attempts)

	G	Att.	Comp.	Pct.	Yds.	TD	Int.	Rating
Staubach, Roger (1969-79)	20	410	223	54.4	2,791	24	19	76.0
White, Danny (1976-85)	18	360	206	57.2	2,284	15	16	71.6
Morton, Craig (1965-74)	9	137	49	35.8	630	4	10	30.4
NFL Record								
Starr, Bart, Green Bay (1956-71)	10	213	130	61.0	1,753	15	3	104.8

RUSHING

	G	Att.	Yds.	Avg.	Long	TD
Dorsett, Tony (1977-85)	17	302	1,383	4.6	53	9
Newhouse, Robert (1972-83)	23	174	651	3.7	19	3
Thomas, Duane (1970-71)	6	130	520	4.0	23	4
Garrison, Walt (1966-74)	15	126	493	4.0	19	0
Staubach, Roger (1969-79)	20	76	432	5.7	29	0
Hill, Calvin (1969-74)	8	90	335	3.8	48	2
Perkins, Don (1961-68)	4	66	284	4.0	24	3
Springs, Ron (1979-83)	9	42	201	4.8	32	2
Smith, Emmitt (1990-91)	2	41	185	4.5	19	1
Dennison, Doug (1974-78)	7	38	130	3.4	14	2
NFL Record						
Harris, Franco, Pittsburgh (1972-84)	19	400	1,556	3.9	50	16

RECEIVING

	G	No.	Yds.	Avg.	Long	TD
Pearson, Drew (1973-83)	22	67	1,105	16.5	83t	8
Hill, Tony (1977-85)	17	46	618	13.4	49	4
Dorsett, Tony (1977-85)	17	46	403	8.8	32	1
Pearson, Preston (1975-80)	13	43	504	11.7	34	3
DuPree, Billy Joe (1973-83)	22	38	438	11.5	28	4
Hayes, Bob (1965-74)	15	27	425	15.7	86t	3
Johnson, Butch (1976-83)	17	25	394	15.8	45t	4
Cosbie, Doug (1979-85)	11	22	243	11.1	22	3
Springs, Ron (1979-83)	9	18	106	5.9	26	1
Newsome, Timmy (1980-85)	10	17	143	8.4	21	1
NFL Record						
Branch, Cliff, Raiders (1972-85)	22	73	1,289	17.7	72t	5

PUNTING (Min. 20 Punts)

	G	No.	Avg.	Long	Blk.
Bateman, Marv (1972-74)	4	24	43.3	59	0
Widby, Ron (1968-71)	8	51	40.1	65	0
White, Danny (1976-83)	17	84	36.6	53	0
NFL Record					
Camarillo, Rich, New England (1981-87)	6	35	44.5	62	1

THE PLAYOFF RECORDS

INTERCEPTIONS

	G	No.	Yds.	Avg.	Long	TD
*Waters, Charlie (1970-78, 80-81)	25	9	124	13.8	29	0
Thurman, Dennis (1978-85)	13	7	126	18.0	39t	1
Harris, Cliff (1970-79)	21	6	103	17.2	30	0
Howley, Chuck (1961-73)	11	4	89	22.3	41	0
Lewis, D. D. (1968-81)	27	4	64	16.0	23	0
Jordan, Lee Roy (1963-76)	19	4	34	8.5	41	0
Renfro, Mel (1964-77)	21	4	32	8.0	19	0
Walls, Everson (1981-85)	7	3	20	6.7	20	0
Hughes, Randy (1975-80)	12	3	1	0.3	1	0
Barnes, Benny (1972-82)	21	3	0	0.0	0	0

*Shares NFL record with Bill Simpson, L.A. Rams-Buffalo (1974-1982)

PUNT RETURNS (Min. 10)

	G	No.	Yds.	Avg.	Long	TD
Hayes, Bob (1965-74)	15	12	151	12.6	68	0
Johnson, Butch (1976-83)	17	19	208	11.0	44	0
NFL record						
Carter, Anthony, Minnesota (1985-88)	5	15	237	15.8	84t	1

KICKOFF RETURNS (Min. 10)

	G	No.	Yds.	Avg.	Long	TD
Harris, Cliff (1970-79)	21	11	243	22.1	34	0
Jones, James (1980-82, 1984-85)	6	13	267	20.5	33	0
Fellows, Ron (1981-85)	6	11	191	17.4	33	0
Johnson, Butch (1976-83)	17	12	207	17.3	26	0
NFL Record						
Garrett, Carl, Oakland (1976-1977)	5	16	481	30.1	62	0

SCORING

	G	TD	PAT	FG	Total
Septien, Rafael (1978-85)	13	—	40	18	94
Dorsett, Tony (1977-85)	16	10	—	—	60
Fritsch, Toni (1971-73, 75)	7	—	15	12	51
Pearson, Drew (1973-83)	22	8	—	—	48
Clark, Mike (1968-71, 73)	8	—	14	9	41
Herrera, Efren (1974, 1976-77)	4	—	10	7	31
Thomas, Duane (1970-71)	6	5	—	—	30
DuPree, Billy Joe (1973-83)	22	4	—	—	24
Johnson, Butch (1976-83)	17	4	—	—	24
Hill, Tony (1977-85)	16	4	—	—	24
Richards, Golden (1973-78)	9	4	—	—	24
Laidlaw, Scott (1975-79)	7	4	—	—	24
Villanueva, Danny (1965-67)	3	—	12	4	24

NFL Record

Blanda, George, Chi.-Hou.-Oak. (1949-1975)	19	—	49	22	115
---	----	---	----	----	-----

FIELD GOALS (Min. 10 Field Goals)

	G	Att.	Made	Pct.	Long
Septien, Rafael (1978-85)	15	21	18	85.7	50
Fritsch, Toni (1971-73, 75)	7	14	12	85.7	45
NFL Record					
Nelson, Chuck (1983-88)	5	11	10	90.9	47

Cowboys Single-Game Playoff Records

SCORING

TOTAL POINTS

- 18 Craig Baynham (12/24/67 vs. Cleveland)
- 18 Preston Pearson (1/4/76 @ L.A. Rams)
- 13 Toni Fritsch (1/4/76 @ L.A. Rams)
- 13 Efen Herrera (12/26/77 vs. Chicago)
- 13 Rafael Septien (1/16/83 vs. Green Bay)

TOUCHDOWNS

- 3 Craig Baynham (12/24/67 vs. Cleveland), 2 runs, 1 pass
- 3 Preston Pearson (1/4/76 @ L.A. Rams), 3 pass

FIELD GOALS MADE

- 3 Toni Fritsch (12/23/72 @ San Francisco)
- 3 Toni Fritsch (1/4/76 @ L.A. Rams)
- 3 Efen Herrera (12/26/77 vs. Chicago)
- 3 Rafael Septien (1/9/83 vs. Tampa Bay and 1/16/83 vs. Green Bay)

LONGEST FIELD GOAL

- 50 Rafael Septien (1/16/83 vs. Green Bay)

FIELD GOALS ATTEMPTED

- 5 Efen Herrera (1/15/78 vs. Denver), 2 FG

EXTRA POINTS ATTEMPTED — MADE

- 7-7 Danny Villanueva (12/24/67 vs. Cleveland)

RUSHING

RUSHING YARDS

- 160 Tony Dorsett (12/28/80 vs. L.A. Rams), 22 carries

RUSHING ATTEMPTS

- 30 Duane Thomas (12/26/70 vs. Detroit)

TOUCHDOWNS RUSHING

- 2 Don Perkins (12/24/67 vs. Cleveland)
- 2 Craig Baynham (12/24/67 vs. Cleveland)
- 2 Tony Dorsett (12/26/77 vs. Chicago)

RUSHING AVERAGE (Min. 10 Attempts)

- 7.2 Tony Dorsett (12/28/80 vs. L.A. Rams), 22-160
- 6.9 Calvin Hill (12/23/72 @ San Francisco), 18-125
- 6.4 Don Perkins (1/1/67 vs. Green Bay), 17-108

LONGEST RUN

- 53 Tony Dorsett (1/7/79 @ L.A. Rams)

PASSING

PASSING YARDS

- 330 Danny White (12/26/83 vs. L.A. Rams), 32 or 53
- 322 Danny White (1/4/81 @ Atlanta), 25 of 39
- 312 Danny White (1/9/83 vs. Tampa Bay), 27 of 45

PASS ATTEMPTS

- 53 Danny White (12/26/83 vs. L.A. Rams), 32 completions
- 45 Danny White (1/9/83 vs. Tampa Bay), 27 completions
- 43 Danny White (1/4/86 @ L.A. Rams), 24 completions

PASS COMPLETIONS

- 32 Danny White (12/26/83 vs. L.A. Rams), 53 attempts
- 27 Danny White (1/9/83 vs. Tampa Bay), 45 attempts
- 25 Danny White (1/4/81 @ Atlanta), 39 attempts

TOUCHDOWN PASSES

- 4 Roger Staubach (1/4/76 @ L.A. Rams)

PASSES HAD INTERCEPTED

- 4 Roger Staubach (12/30/73 vs. Minnesota)

THE PLAYOFF RECORDS

COMPLETION PERCENTAGE (Min. 15 completions)

68.0	Roger Staubach (1/15/78 vs. Denver), 17 of 25
66.7	Danny White (1/10/82 @ San Francisco), 16 of 24
64.1	Danny White (1/4/81 @ Atlanta), 25 of 39

LONGEST COMPLETION

86	Don Meredith to Bob Hayes (12/24/67 vs. Cleveland), TD
83	Roger Staubach to Drew Pearson (12/23/73 vs. L.A. Rams), TD

MOST TIMES SACKED

7	Roger Staubach (12/23/73 vs. L.A. Rams)
7	Roger Staubach (1/18/76 vs. Pittsburgh)

PASS RECEIVING

RECEPTIONS

9	Tony Hill (12/26/83 vs. L.A. Rams), 115 yards
8	Tony Dorsett (1/4/86 @ L.A. Rams), 80 yards

RECEIVING YARDS

144	Bob Hayes (12/24/67 vs. Cleveland), 5 receptions
142	Tony Hill (1/16/83 vs. Green Bay), 7 receptions

TOUCHDOWNS RECEIVING

3	Preston Pearson (1/4/76 @ L.A. Rams)
---	--------------------------------------

RUSHING-RECEIVING

188	Tony Dorsett (12/28/80 vs. L.A. Rams), 160 rushing, 28 receiving
167	Duane Thomas (1/3/71 vs. San Francisco), 143 rushing, 24 receiving

COMBINED YARDAGE

285	Bob Hayes (12/24/67 vs. Cleveland), 5/144 receiving, 3/141 punt returns
-----	---

PUNTING

PUNTS

9	Ron Widby (1/17/71 vs. Baltimore), 38.6 average
---	---

PUNT AVERAGE (Min. 4 punts)

46.9	Mike Saxon (1/4/86 @ L.A. Rams), 7 punts
------	--

PUNT RETURNS

PUNT RETURNS

5	James Jones (12/28/80 vs. L.A. Rams), 81 yards
5	Ron Fellows (1/9/83 vs. Tampa Bay), 57 yards

PUNT RETURN YARDAGE

141	Bob Hayes (12/24/67 vs. Cleveland), 3 returns
-----	---

LONGEST PUNT RETURN

68	Bob Hayes (12/24/67 vs. Cleveland)
----	------------------------------------

PUNT RETURN AVERAGE (3 returns)

47.0	Bob Hayes (12/24/67 vs. Cleveland), 3 for 141 yards
------	---

FAIR CATCHES

4	Lance Rentzel (12/21/68 @ Cleveland)
4	Cliff Harris (12/23/72 @ San Francisco)

KICKOFF RETURNS

KICKOFF RETURNS

5	Mel Renfro (1/1/67 vs. Green Bay), 124 yards
---	--

KICKOFF RETURN YARDAGE

124	Mel Renfro (1/1/67 vs. Green Bay), 5 returns
-----	--

LONGEST KICKOFF RETURN

- 89 Rod Hill (1/9/83 vs. Green Bay)
48 Thomas Henderson (1/18/76 vs. Pittsburgh)

KICKOFF RETURN AVERAGE (4 returns)

- 39.3 Rod Hill (1/9/83 vs. Green Bay), 3 for 118 yards

INTERCEPTIONS

INTERCEPTIONS

- 3 Charlie Waters (12/26/77 vs. Chicago)
3 Dennis Thurman (1/16/83 vs. Green Bay)

INTERCEPTION RETURN YARDAGE

- 68 Thomas Henderson (1/8/79 @ L.A. Rams), on 1 int.

LONGEST INTERCEPTION RETURN

- 68 Thomas Henderson (1/8/79 @ L.A. Rams)

Cowboys Big Days/Playoffs

100 YARD RUSHING GAMES

160 yards — Tony Dorsett vs. L.A. Rams	December 28, 1980
143 yards — Duane Thomas @ San Francisco	January 3, 1971
135 yards — Duane Thomas vs. Detroit	December 26, 1970
125 yards — Calvin Hill @ San Francisco	December 23, 1972
110 yards — Tony Dorsett vs. Tampa Bay	January 9, 1983
108 yards — Don Perkins vs. Green Bay	January 1, 1967
105 yards — Emmitt Smith @ Green Bay	December 29, 1991
101 yards — Tony Dorsett @ L.A. Rams	January 7, 1979

PASSING

330 yards — Danny White vs. L.A. Rams	December 26, 1983
322 yards — Danny White @ Atlanta	January 4, 1981
312 yards — Danny White vs. Tampa Bay	January 9, 1983

RECEIVING

144 yards — Bob Hayes vs. Cleveland	December 24, 1967
142 yards — Tony Hill vs. Green Bay	January 16, 1983
136 yards — Billy Parks @ San Francisco	December 23, 1972
123 yards — Preston Pearson @ L.A. Rams	January 4, 1976
115 yards — Tony Hill vs. L.A. Rams	December 26, 1983
102 yards — Frank Clarke vs. Green Bay	January 1, 1967

Cowboys Longest Plays/Playoffs

LONG RUNS FROM SCRIMMAGE

53 yards — Tony Dorsett @ L.A. Rams	January 7, 1979
48 yards — Calvin Hill @ San Francisco	December 23, 1972
32 yards — Ron Springs vs. L.A. Rams	December 28, 1980
*23 yards — Don Perkins vs. Green Bay (TD)	January 1, 1967

*longest touchdown run

LONG FORWARD PASSES

86 yards — Don Meredith to Bob Hayes vs. Cleveland (TD)	December 24, 1967
83 yards — Roger Staubach to Drew Pearson vs. L.A. Rams (TD)	December 23, 1973
68 yards — Don Meredith to Frank Clarke vs. Green Bay (TD)	January 1, 1967

LONG PUNT RETURNS

68 yards — Bob Hayes vs. Cleveland	December 24, 1967
63 yards — Golden Richards vs. Minnesota (TD)	December 30, 1973

LONG KICKOFF RETURNS

89 yards — Ron Hill vs. Green Bay	January 16, 1983
48 yards — Thomas Henderson vs. Pittsburgh	January 18, 1976

LONG INTERCEPTION RETURNS

68 yards — Thomas Henderson @ L.A. Rams (TD) January 7, 1979
60 yards — Cornell Green vs. Cleveland (TD) December 24, 1967

LONG FUMBLE RETURNS

44 yards — Chuck Howley @ Cleveland (TD) December 21, 1968
37 yards — Mike Hegman vs. Pittsburgh (TD) January 21, 1979

Cowboys Team Playoff Records

SINGLE GAME

SCORING

MOST POINTS

52 12/24/67 vs. Cleveland,
(Dallas 52, Cleveland 14)

FEWEST POINTS

0 1/4/86 @ L.A. Rams
(L.A. Rams 20, Dallas 0)

OPPONENT/MOST POINTS

38 12/28/69 vs. Cleveland,
(Cleveland 38, Dallas 14)

38 1/5/92 @ Detroit,
(Detroit 38, Dallas 6)

OPPONENT/FEWEST POINTS

0 12/26/70 vs. Detroit,
(Dallas 5, Detroit 0)

0 1/7/79 @ L.A. Rams,
(Dallas 28, L.A. Rams 0)

0 1/2/82 vs. Tampa Bay,
(Dallas 38, Tampa Bay 0)

MOST DECISIVE WIN

38 1/2/82 vs. Tampa Bay,
(Dallas 38, Tampa Bay 0)

38 12/24/67 vs. Cleveland,
(Dallas 52, Cleveland 14)

MOST DECISIVE LOSS

32 1/5/92 @ Detroit,
(Detroit 38, Dallas 6)

MOST POINTS COMBINED

66 12/24/67 vs. Cleveland,
(Dallas 52, Cleveland 14)

66 1/21/79 vs. Pittsburgh,
(Pittsburgh 35, Dallas 31)

FIRST DOWNS

MOST FIRST DOWNS

29 12/28/80 vs. L.A. Rams
29 1/9/83 vs. Green Bay

FEWEST FIRST DOWNS

8 12/31/72 @ Washington

OPPONENT/MOST FIRST DOWNS

26 1/10/82 @ San Francisco
22 12/28/69 vs. Cleveland

OPPONENT/FEWEST FIRST DOWNS

7 12/26/70 vs. Detroit

MOST FIRST DOWNS BY:

Rushing
19 12/28/80 vs. L.A. Rams

Passing
20 12/26/83 vs. L.A. Rams

Penalty

2 9 times, last 12/29/91 @
Chicago

FEWEST FIRST DOWNS BY:

Rushing

2 1/22/83 @ Washington

Passing

3 12/26/70 vs. Detroit
3 12/31/72 @ Washington

OPPONENT/MOST FIRST DOWNS BY:

Rushing

14 12/30/73 vs. Minnesota

Passing

19 1/5/92 @ Detroit

Penalty

4 1/17/71 vs. Baltimore

OPPONENT/FEWEST FIRST DOWNS BY:

Rushing

1 1/4/76 @ L.A. Rams

Passing

1 1/15/78 vs. Denver

TOTAL YARDS

MOST NET YARDS GAINED

528 12/28/80 vs. L.A. Rams
456 1/9/83 vs. Tampa Bay

FEWEST NET YARDS GAINED

153 12/30/73 vs. Minnesota

OPPONENT/MOST NET YARDS GAINED

466 1/16/83 vs. Green Bay

OPPONENT/FEWEST NET YARDS GAINED

118 1/4/76 @ L.A. Rams

RUSHING

MOST YARDS RUSHING

338 12/28/80 vs. L.A. Rams
252 1/16/72 vs. Miami

FEWEST YARDS RUSHING

61 1/4/86 @ L.A. Rams

OPPONENT/MOST YARDS RUSHING

269 1/4/86 @ L.A. Rams

OPPONENT/FEWEST YARDS RUSHING

22 1/4/76 vs. L.A. Rams

PASSING

MOST NET YARDS PASSING

310 1/4/81 @ Atlanta
300 12/26/83 vs. L.A. Rams

FEWEST NET YARDS PASSING

22 12/26/70 vs. Detroit

OPPONENT/MOST NET YARDS PASSING

337 1/5/92 @ Detroit

OPPONENT/FEWEST NET YARDS PASSING

35 12/30/78 vs. Atlanta

MOST PASS ATTEMPTS

53 12/26/83 vs. L.A. Rams
45 1/9/83 vs. Tampa Bay

FEWEST PASS ATTEMPTS

14 12/25/71 @ Minnesota
14 12/24/77 vs. Chicago

OPPONENT/MOST PASS ATTEMPTS

45 12/29/91 @ Chicago

OPPONENT/FEWEST PASS ATTEMPTS

18 12/31/72 @ Washington

MOST PASS COMPLETIONS

32 12/26/83 vs. L.A. Rams
27 1/9/83 vs. Tampa Bay

FEWEST PASS COMPLETIONS

4 12/26/70 vs. Detroit

OPPONENT/MOST COMPLETIONS

29 1/5/92 @ Detroit

OPPONENT/FEWEST PASS COMPLETIONS

6 1/4/86 @ L.A. Rams

DEFENSE, MOST QB SACKS

8 12/31/67 @ Green Bay, (76 yards)

OPPONENT/DFNS., MOST QB SACKS

7 12/23/73 vs. L.A. Rams, (44 yards)
7 1/18/76 vs. Pitt. (52 yards)

INTERCEPTIONS

MOST PASSES INTERCEPTED

5 1/7/79 @ L.A. Rams

OPPONENT/MOST PASSES INTERCEPTED

4 12/21/68 @ Cleveland
4 12/30/73 vs. Minnesota

PENALTIES

MOST PENALTIES

12 1/15/78 vs. Denver

FEWEST PENALTIES

2 8 times, last 12/29/91 @ Chicago

OPPONENT/MOST PENALTIES

10 1/2/82 vs. Tampa Bay
8 1/19/76 @ L.A. Rams
8 1/15/78 vs. Denver

OPPONENT/FEWEST PENALTIES

0 3 times, last 1/18/76 vs. Pittsburgh

MOST YARDS PENALIZED

133 1/17/71 vs. Baltimore

FEWEST YARDS PENALIZED

10 12/24/67 vs. Cleveland
10 12/25/71 @ Minnesota

OPPONENT/MOST YARDS PENALIZED

94 1/19/76 @ L.A. Rams

PUNTING

MOST PUNTS

9 1/17/71 vs. Baltimore

FEWEST PUNTS

2 12/24/67 vs. Cleveland
2 12/28/80 vs. L.A. Rams

OPPONENT/MOST PUNTS

8 3 times, last 1/1/78 vs. Minnesota

OPPONENT/FEWEST PUNTS

1 12/28/69 vs. Cleveland
1 12/29/91 @ Chicago

HIGHEST AVERAGE (4 Punts)

46.9 1/4/86 @ L.A. Rams

OPPONENT/HIGHEST AVERAGE (4 Punts)

48.8 12/26/70 vs. Detroit

PUNT RETURNS

MOST PUNT RETURNS

5 1/1/78 vs. Minnesota
5 12/28/80 vs. L.A. Rams
5 1/9/83 vs. Tampa Bay

MOST PUNT RETURN YARDS

155 12/24/67 vs. Cleveland

OPPONENT/MOST PUNT RETURNS

6 12/26/70 vs. Detroit
6 1/11/81 @ Philadelphia

OPPONENT/MOST PUNT RETURN YARDS

69 1/11/81 @ Philadelphia

KICKOFF RETURNS

MOST KICKOFF RETURNS

6 5 times, last 1/5/92 @ Detroit

MOST KICKOFF RETURN YARDS

173 1/16/83 vs. Green Bay

OPPONENT/MOST KICKOFF RETURNS

8 1/4/76 @ L.A. Rams
8 12/26/77 vs. Chicago

OPPONENT/MOST KICKOFF RETURN YARDS

188 12/25/71 @ Minnesota

FUMBLES

MOST FUMBLES

6 12/30/78 vs. Atlanta
6 1/15/78 vs. Denver

MOST FUMBLES LOST


3 12/23/72 @ San Francisco
3 12/28/78 vs. Atlanta
3 1/4/86 @ L.A. Rams

OPPONENT/MOST FUMBLES

5 1/17/71 vs. Baltimore
5 12/23/72 @ San Francisco
5 1/1/78 vs. Minnesota

OPPONENT/MOST FUMBLES LOST

4 1/17/71 vs. Baltimore
4 1/15/78 vs. Denver



THE HISTORY



Cowboys All-Time Results

All-Time Regular Season Record: 269-191-6

Playoff Record: 21-17

* - Denotes Home Games

1960 (0-11-1)

Tom Landry, Head Coach

9/24	L	*28	Pittsburgh (30,000)	35
9/30	L	*25	Philadelphia (18,500)	27
10/9	L	14	Washington (21,142)	26
10/16	L	*7	Cleveland (28,500)	48
10/23	L	10	St. Louis (23,128)	12
10/30	L	*7	Baltimore (25,500)	45
11/6	L	*13	Los Angeles (16,000)	38
11/13	L	7	Green Bay (32,294)	41
11/20	L	*14	San Francisco (10,000)	26
11/27	L	7	Chicago (39,951)	17
12/4	T	31	New York (55,033)	31
12/11	L	14	Detroit (43,272)	23
		177		369

1961 (4-9-1)

Tom Landry, Head Coach

9/17	W	*27	Pittsburgh (23,500)	24
9/24	W	*21	Minnesota (20,500)	7
10/1	L	7	Cleveland (43,638)	25
10/8	W	28	Minnesota (33,070)	0
10/15	L	*10	New York (41,500)	31
10/22	L	*7	Philadelphia (25,000)	43
10/29	W	17	New York (60,254)	16
11/5	L	*17	St. Louis (20,500)	31
11/12	L	7	Pittsburgh (17,519)	37
11/19	T	*28	Washington (17,500)	28
11/26	L	13	Philadelphia (60,127)	35
12/3	L	*17	Cleveland (23,500)	38
12/10	L	13	St. Louis (15,384)	31
12/17	L	24	Washington (21,451)	34
		236		380

1962 (5-8-1)

Tom Landry, Head Coach

9/16	T	*35	Washington (15,730)	35
9/23	L	*28	Pittsburgh (19,478)	30
9/30	W	27	Los Angeles (26,907)	17
10/7	L	10	Cleveland (44,040)	19
10/14	W	*41	Philadelphia (18,645)	19
10/21	W	42	Pittsburgh (23,106)	27
10/28	L	*24	St. Louis (16,027)	28
11/4	W	38	Washington (49,888)	10
11/11	L	*10	New York (45,668)	41
11/18	L	*33	Chicago (12,692)	34
11/25	L	14	Philadelphia (58,070)	28
12/2	W	*45	Cleveland (24,226)	21
12/9	L	20	St. Louis (14,102)	52
12/16	L	31	New York (62,694)	41
		393		402

1963 (4-10)

Tom Landry, Head Coach

9/14	L	*7	St. Louis (36,432)	34
9/22	L	*24	Cleveland (28,710)	41
9/29	L	17	Washington (40,101)	21
10/6	L	21	Philadelphia (60,671)	24
10/13	W	*17	Detroit (27,264)	14
10/20	L	21	New York (62,889)	37

10/27	L	21	Pittsburgh (19,047)	27
11/3	W	*35	Washington (18,838)	20
11/10	L	24	San Francisco (29,563)	31
11/17	W	*27	Philadelphia (23,694)	20
11/24	L	17	Cleveland (55,096)	27
12/1	L	*27	New York (29,653)	34
12/8	L	*19	Pittsburgh (24,136)	24
12/15	W	28	St. Louis (12,695)	24
		305		378

1964 (5-8-1)

Tom Landry, Head Coach

9/12	L	*6	St. Louis (36,605)	16
9/20	W	*24	Washington (25,158)	18
9/27	L	17	Pittsburgh (35,594)	23
10/4	L	6	Cleveland (72,062)	27
10/11	T	*13	New York (33,324)	13
10/18	L	*16	Cleveland (37,456)	20
10/25	W	31	St. Louis (28,253)	13
11/1	W	24	Chicago (47,527)	10
11/8	W	31	New York (63,031)	21
11/15	L	*14	Philadelphia (55,972)	17
11/22	L	16	Washington (49,219)	28
11/29	L	*21	Green Bay (44,975)	45
12/6	L	14	Philadelphia (60,671)	24
12/13	W	*17	Pittsburgh (35,271)	14
		250		289

1965 (7-7)

Tom Landry, Head Coach

9/19	W	*31	New York (59,366)	2
9/26	W	*27	Washington (61,577)	7
10/4	L	13	St. Louis (32,034)	20
10/10	L	*24	Philadelphia (56,249)	35
10/17	L	17	Cleveland (80,451)	23
10/24	L	3	Green Bay (48,311)	13
10/31	L	13	Pittsburgh (37,804)	22
11/7	W	*39	San Francisco (39,677)	31
11/14	W	*24	Pittsburgh (57,293)	17
11/21	L	*17	Cleveland (76,251)	24
11/28	L	31	Washington (50,205)	34
12/5	W	21	Philadelphia (54,714)	19
12/11	W	*27	St. Louis (38,499)	13
12/19	W	38	New York (62,871)	20
		325		280

PLAYOFF BOWL GAME (Miami)

1/9/66	L	3	Baltimore (65,569)	35
--------	---	---	--------------------	----

1966 (10-3-1)

Tom Landry, Head Coach

9/18	W	*52	New York (60,010)	7
9/25	W	*28	Minnesota (64,116)	17
10/2	W	47	Atlanta (56,990)	14
10/9	W	*56	Philadelphia (69,372)	7
10/16	T	10	St. Louis (50,673)	10
10/23	L	21	Cleveland (84,721)	30
10/30	W	*52	Pittsburgh (58,453)	21
11/6	L	23	Philadelphia (60,658)	24
11/13	W	31	Washington (50,927)	30
11/20	W	20	Pittsburgh (42,185)	7
11/24	W	*26	Cleveland (80,259)	14

1966, Cont.

12/4	W	*31	St. Louis (76,965)	17
12/11	L	*31	Washington (64,198)	34
12/18	W	17	New York (62,735)	7
		445		239

1966 CHAMPIONSHIP GAME
(Dallas)

11/167	L	27	Green Bay (75,504)	34
--------	---	----	--------------------	----

1967 (9-5)

Tom Landry, Head Coach

9/17	W	21	Cleveland (81,039)	14
9/24	W	*38	New York (66,209)	24
10/1	L	*13	Los Angeles (75,229)	35
10/8	W	17	Washington (50,566)	14
10/15	W	*14	New Orleans (64,128)	10
10/22	W	24	Pittsburgh (39,641)	21
10/29	L	14	Philadelphia (60,740)	21
11/5	W	*37	Atlanta (54,751)	7
11/12	W	27	New Orleans (83,437)	10
11/19	L	*20	Washington (75,538)	27
11/23	W	*46	St. Louis (68,787)	21
12/3	L	17	Baltimore (60,238)	23
12/10	W	*38	Philadelphia (55,834)	17
12/16	L	16	San Francisco (27,182)	24
		342		268

1967 EASTERN CHAMPIONSHIP
GAME (Dallas)

12/24	W	52	Cleveland (70,786)	14
-------	---	----	--------------------	----

1967 CHAMPIONSHIP GAME
(Green Bay)

12/31	L	17	Green Bay (50,861)	21
-------	---	----	--------------------	----

1968 (12-2)

Tom Landry, Head Coach

9/15	W	*59	Detroit (61,382)	13
9/22	W	*28	Cleveland (68,733)	7
9/29	W	45	Philadelphia (60,858)	13
10/6	W	27	St. Louis (48,296)	10
10/13	W	*34	Philadelphia (72,083)	14
10/20	W	20	Minnesota (47,644)	7
10/28	L	*17	Green Bay (74,604)	28
11/3	W	17	New Orleans (84,728)	3
11/10	L	*21	New York (72,163)	27
11/17	W	44	Washington (50,816)	24
11/24	W	34	Chicago (46,667)	3
11/28	W	*29	Washington (66,076)	20
12/8	W	*28	Pittsburgh (55,069)	7
12/15	W	28	New York (62,617)	10
		431		186

1968 EASTERN CHAMPIONSHIP GAME
(Cleveland)

12/21	L	20	Cleveland (81,497)	31
-------	---	----	--------------------	----

PLAYOFF BOWL GAME
(Miami)

11/5/69	W	17	Minnesota (22,961)	13
---------	---	----	--------------------	----

1969 (11-2-1)

Tom Landry, Head Coach

9/21	W	*24	St. Louis (62,134)	3
9/28	W	21	New Orleans (79,567)	17

10/5	W	38	Philadelphia (60,658)	7
10/12	W	24	Atlanta (54,833)	17
10/19	W	*49	Philadelphia (71,509)	14
10/27	W	*25	New York (58,964)	3
11/2	L	10	Cleveland (84,850)	42
11/9	W	*33	New Orleans (68,282)	17
11/16	W	41	Washington (50,474)	28
11/23	L	23	Los Angeles (79,105)	24
11/27	T	*24	San Francisco (62,348)	24
12/7	W	10	Pittsburgh (24,990)	7
12/13	W	*27	Baltimore (63,191)	10
12/21	W	*20	Washington (56,924)	10
		369		233

1969 EASTERN CHAMPIONSHIP GAME
(Dallas)

12/28	L	14	Cleveland (69,321)	38
-------	---	----	--------------------	----

PLAYOFF BOWL GAME
(Miami)

1/3/70	L	0	Los Angeles (31,151)	31
--------	---	---	----------------------	----

1970 (10-4)

Tom Landry, Head Coach

9/20	W	17	Philadelphia (59,728)	7
9/27	W	*28	N.Y. Giants (57,239)	10
10/4	L	7	St. Louis (50,780)	20
10/11	W	*13	Atlanta (53,611)	0
10/18	L	13	Minnesota (47,900)	54
10/25	W	27	Kansas City (51,158)	16
11/1	W	*21	Philadelphia (55,736)	17
11/8	L	20	N.Y. Giants (62,928)	23
11/16	L	*0	St. Louis (69,323)	38
11/22	W	45	Washington (50,415)	21
11/26	W	*16	Green Bay (67,182)	3
12/6	W	*34	Washington (57,936)	0
12/12	W	6	Cleveland (75,458)	2
12/20	W	*52	Houston (50,504)	10
		299		221

1970 DIVISIONAL PLAYOFF
(Dallas)

12/26	W	5	Detroit (73,167)	0
-------	---	---	------------------	---

1970 NFC CHAMPIONSHIP GAME
(San Francisco)

1/3/71	W	17	San Francisco (59,625)	10
--------	---	----	------------------------	----

SUPER BOWL V (Miami)

1/17/71	L	13	Baltimore (80,055)	16
---------	---	----	--------------------	----

1971 (11-3)

Tom Landry, Head Coach

9/19	W	49	Buffalo (46,206)	37
9/26	W	42	Philadelphia (65,358)	7
10/3	L	*16	Washington (72,000)	20
10/11	W	*20	N.Y. Giants (68,378)	13
10/17	L	14	New Orleans (83,088)	24
10/24	W	*44	New England (65,708)	21
10/31	L	19	Chicago (55,049)	23
11/7	W	16	St. Louis (50,486)	13
11/14	W	*20	Philadelphia (60,178)	7
11/21	W	13	Washington (53,041)	0
11/25	W	*28	Los Angeles (66,595)	21
12/4	W	*52	N.Y. Jets (66,689)	10
12/12	W	42	N.Y. Giants (62,815)	14
12/18	W	*31	St. Louis (66,672)	12
		406		222

1971, Cont.

1971 DIVISIONAL PLAYOFF

(Minnesota)

12/25 W 20 Minnesota (49,100) 12

1971 NFC CHAMPIONSHIP GAME

(Dallas)

1/27/72 W 14 San Francisco (66,311) 3

SUPER BOWL VI (New Orleans)

1/16/72 W 24 Miami (81,035) 3

1972 (10-4)

Tom Landry, Head Coach

9/17	W	*28	Philadelphia (55,850)	6
9/24	W	23	N.Y. Giants (62,725)	14
10/1	L	13	Green Bay (47,103)	16
10/8	W	*17	Pittsburgh (65,682)	13
10/15	W	21	Baltimore (58,992)	0
10/22	L	20	Washington (53,039)	24
10/30	W	*28	Detroit (65,378)	24
11/5	W	34	San Diego (54,476)	28
11/12	W	*33	St. Louis (65,218)	24
11/19	W	28	Philadelphia (65,720)	7
11/23	L	*10	San Francisco (65,124)	31
12/3	W	27	St. Louis (49,797)	6
12/9	W	*34	Washington (65,136)	24
12/17	L	*3	N.Y. Giants (64,602)	23
		319		240

1972 DIVISIONAL PLAYOFF

(San Francisco)

12/23 W 30 San Francisco (61,214) 28

1972 NFC CHAMPIONSHIP GAME

(Washington)

12/31 L 3 Washington (53,129) 26

1973 (10-4)

Tom Landry, Head Coach

9/16	W	20	Chicago (55,701)	17
9/24	W	*40	New Orleans (53,972)	3
9/30	W	*45	St. Louis (64,815)	10
10/8	L	7	Washington (54,314)	14
10/14	L	31	Los Angeles (81,428)	37
10/21	W	*45	N.Y. Giants (64,898)	28
10/28	L	16	Philadelphia (65,954)	30
11/4	W	*38	Cincinnati (58,802)	10
11/11	W	23	N.Y. Giants (70,128)	10
11/18	W	*31	Philadelphia (61,985)	10
11/22	L	*7	Miami (64,100)	14
12/2	W	22	Denver (51,706)	10
12/9	W	*27	Washington (64,458)	7
12/16	W	30	St. Louis (43,946)	3
		382		203

1973 DIVISIONAL PLAYOFF

(Dallas)

12/23 W 27 Los Angeles (64,291) 16

1973 NFC CHAMPIONSHIP GAME

(Dallas)

12/30 L 10 Minnesota (64,524) 27

1974 (8-6)

Tom Landry, Head Coach

9/15 W 24 Atlanta (52,322) 0

9/23	L	10	Philadelphia (64,088)	13
9/29	L	*6	N.Y. Giants (45,841)	14
10/6	L	*21	Minnesota (57,847)	23
10/13	L	28	St. Louis (49,885)	31
10/20	W	*31	Philadelphia (43,586)	24
10/27	W	21	N.Y. Giants (61,918)	7
11/3	W	*17	St. Louis (64,146)	14
11/10	W	*20	San Francisco (50,018)	14
11/17	L	21	Washington (54,395)	28
11/24	W	10	Houston (49,775)	0
11/28	W	*24	Washington (63,243)	23
12/7	W	*41	Cleveland (48,754)	17
12/14	L	23	Oakland (45,850)	27
		297		235

1975 (10-4)

Tom Landry, Head Coach

9/21	W	*18	Los Angeles (49,091)	7
9/28	W	*37	St. Louis (52,417)(OT)	31
10/6	W	36	Detroit (79,784)	10
10/12	W	13	N.Y. Giants (56,511)	7
10/19	L	*17	Green Bay (64,934)	19
10/26	W	20	Philadelphia (64,889)	17
11/2	L	24	Washington (55,004)(OT)	30
11/10	L	*31	Kansas City (63,539)	34
11/16	W	34	New England (60,905)	31
11/23	W	*27	Philadelphia (57,893)	17
11/30	W	*14	N.Y. Giants (53,329)	3
12/7	L	17	St. Louis (49,701)	31
12/13	W	*31	Washington (61,091)	10
12/21	W	31	N.Y. Jets (37,279)	21
		350		268

1975 DIVISIONAL PLAYOFF

(Minnesota)

12/28 W 17 Minnesota (48,341) 14

1975 NFC CHAMPIONSHIP GAME

(Los Angeles)

1/4/76 W 37 Los Angeles (84,483) 7

SUPER BOWL X (Miami)

1/18/76 L 17 Pittsburgh (80,187) 21

1976 (11-3)

Tom Landry, Head Coach

9/12	W	*27	Philadelphia (54,052)	7
9/19	W	24	New Orleans (61,413)	6
9/26	W	*30	Baltimore (64,237)	27
10/3	W	28	Seattle (62,027)	13
10/10	W	24	N.Y. Giants (76,042)	14
10/17	L	17	St. Louis (50,317)	21
10/24	W	*31	Chicago (61,346)	21
10/31	W	20	Washington (55,004)	7
11/7	W	*9	N.Y. Giants (58,870)	3
11/15	W	*17	Buffalo (51,779)	10
11/21	L	10	Atlanta (54,992)	17
11/25	W	*19	St. Louis (62,498)	14
12/5	W	26	Philadelphia (55,072)	7
12/12	L	*14	Washington (59,916)	27
		296		194

1976 DIVISIONAL PLAYOFF

(Dallas)

12/19 L 12 Los Angeles (62,436) 14

1977 (12-2)

Tom Landry, Head Coach

9/18 W 16 Minnesota (47,678)(OT) ... 10

1977, Cont.

9/25	W	*41	N.Y. Giants (64,215)	21
10/2	W	*23	Tampa Bay (55,316)	7
10/9	W	30	St. Louis (50,129)	24
10/16	W	*34	Washington (62,115)	16
10/23	W	16	Philadelphia (65,507)	10
10/30	W	*37	Detroit (63,160)	0
11/6	W	24	N.Y. Giants (74,532)	10
11/14	L	*17	St. Louis (64,038)	24
11/20	L	13	Pittsburgh (49,761)	28
11/27	W	14	Washington (55,031)	7
12/4	W	*24	Philadelphia (60,289)	14
12/12	W	42	San Francisco (55,848)	35
12/18	W	*14	Denver (63,752)	6
		345		212

1977 DIVISIONAL PLAYOFF

(Dallas)

12/26	W	37	Chicago (62,920)	7
-------	---	----	------------------	---

1977 NFC CHAMPIONSHIP GAME

(Dallas)

1/1/78	W	23	Minnesota (61,968)	6
--------	---	----	--------------------	---

SUPER BOWL XII (New Orleans)

1/15/78	W	27	Denver (76,400)	10
---------	---	----	-----------------	----

1978 (12-4)

Tom Landry, Head Coach

9/4	W	*38	Baltimore (64,224)	0
9/10	W	34	N.Y. Giants (73,265)	24
9/17	L	14	Los Angeles (65,749)	27
9/24	W	*21	St. Louis (62,760)	12
10/2	L	5	Washington (55,031)	9
10/8	W	*24	N.Y. Giants (63,420)	3
10/15	W	24	St. Louis (48,991)(OT)	21
10/22	W	*14	Philadelphia (60,525)	7
10/26	L	*10	Minnesota (61,848)	21
11/5	L	16	Miami (69,414)	23
11/12	W	42	Green Bay (55,256)	14
11/19	W	*27	New Orleans (57,920)	7
11/23	W	*37	Washington (64,905)	10
12/3	W	*17	New England (63,263)	10
12/10	W	31	Philadelphia (64,667)	13
12/17	W	30	N.Y. Jets (52,532)	7
		384		208

1978 DIVISIONAL PLAYOFF

(Dallas)

12/30	W	27	Atlanta (60,338)	20
-------	---	----	------------------	----

1978 NFC CHAMPIONSHIP GAME

(Los Angeles)

1/7/79	W	28	Los Angeles (67,470)	0
--------	---	----	----------------------	---

SUPER BOWL XIII (Miami)

1/21/79	L	31	Pittsburgh (78,656)	35
---------	---	----	---------------------	----

1979 (11-5)

Tom Landry, Head Coach

9/2	W	22	St. Louis (50,855)	21
9/9	W	21	San Francisco (56,728)	13
9/16	W	*24	Chicago (64,056)	20
9/24	L	7	Cleveland (80,123)	26
9/30	W	*38	Cincinnati (63,179)	13
10/7	W	36	Minnesota (47,572)	20
10/14	W	*30	Los Angeles (64,462)	6

10/21	W	*22	St. Louis (64,300)	13
10/28	L	3	Pittsburgh (50,199)	14
11/4	W	16	N.Y. Giants (76,490)	14
11/12	L	*21	Philadelphia (62,417)	31
11/18	L	20	Washington (55,031)	34
11/22	L	*24	Houston (63,897)	30
12/2	W	*28	N.Y. Giants (63,787)	7
12/8	W	24	Philadelphia (71,434)	17
12/16	W	*35	Washington (62,867)	34
		371		313

1979 DIVISIONAL PLAYOFF

(Dallas)

12/30	L	19	Los Angeles (64,792)	21
-------	---	----	----------------------	----

1980 (12-4)

Tom Landry, Head Coach

9/8	W	17	Washington (55,045)	3
9/14	L	20	Denver (74,919)	41
9/21	W	*28	Tampa Bay (62,750)	17
9/28	W	28	Green Bay (54,776)	7
10/5	W	*24	N.Y. Giants (59,126)	3
10/12	W	*59	San Francisco (63,399)	14
10/19	L	10	Philadelphia (70,696)	17
10/26	W	*42	San Diego (60,639)	31
11/2	W	27	St. Louis (50,701)	24
11/9	L	35	N.Y. Giants (68,343)	38
11/16	W	*31	St. Louis (52,567)	21
11/23	W	*14	Washington (58,809)	10
11/27	W	*51	Seattle (57,540)	7
12/7	W	19	Oakland (53,194)	13
12/15	L	14	Los Angeles (65,154)	38
12/21	W	*35	Philadelphia (62,548)	27
		454		311

1980 NFC WILD CARD GAME

(Dallas)

12/28	W	34	Los Angeles (64,533)	13
-------	---	----	----------------------	----

1980 DIVISIONAL PLAYOFF

(Atlanta)

1/4/81	W	30	Atlanta (60,022)	27
--------	---	----	------------------	----

1980 NFC CHAMPIONSHIP GAME

(Philadelphia)

1/11/81	L	7	Philadelphia (70,696)	20
---------	---	---	-----------------------	----

1981 (12-4)

Tom Landry, Head Coach

9/6	W	26	Washington (55,045)	10
9/13	W	*30	St. Louis (63,602)	17
9/21	W	35	New England (60,311)	21
9/27	W	*18	N.Y. Giants (63,449)	10
10/4	L	17	St. Louis (49,777)	20
10/11	L	14	San Francisco (57,574)	45
10/18	W	*29	Los Angeles (64,649)	17
10/25	W	*28	Miami (64,221)	27
11/1	W	17	Philadelphia (72,111)	14
11/9	W	*27	Buffalo (62,583)	14
11/15	L	24	Detroit (79,694)	27
11/22	W	*24	Washington (64,583)	10
11/26	W	*10	Chicago (63,499)	9
12/6	W	37	Baltimore (54,871)	13
12/13	W	*21	Philadelphia (64,955)	10
12/19	L	10	N.Y. Giants (73,009)(OT)	13
		367		277

1981, Cont.

1981 DIVISIONAL PLAYOFF (Dallas)

1/2/82 W 38 Tampa Bay (64,848) 0

1981 NFC CHAMPIONSHIP GAME (San Francisco)

1/10/82 L 27 San Francisco (60,525) 28

1982 (6-3)

Tom Landry, Head Coach

9/13 L *28 Pittsburgh (63,431) 36

9/19 W 24 St. Louis (50,705) 7

Minnesota-canceled

*N.Y. Giants-canceled

*Washington-canceled

Philadelphia-canceled

Cincinnati-canceled

N.Y. Giants-canceled

*St. Louis-canceled

San Francisco-canceled

11/21 W *14 Tampa Bay (49,578) 9

11/25 W *31 Cleveland (46,267) 14

12/5 W 24 Washington (54,633) 10

12/13 W 37 Houston (51,808) 7

12/19 W *21 New Orleans (64,506) 7

12/26 L *20 Philadelphia (46,199) 24

1/3/83 L 27 Minnesota (60,007) 31

226 145

1982 SUPER BOWL TROPHY (Dallas)

1/9/83 W 30 Tampa Bay (65,042) 17

1982 SUPER BOWL TROPHY (Dallas)

1/16/83 W 37 Green Bay (63,972) 26

1982 NFC CHAMPIONSHIP GAME (Washington)

1/22/83 L 17 Washington (55,045) 31

1983 (12-4)

Tom Landry, Head Coach

9/5 W 31 Washington (55,045) 30

9/11 W 34 St. Louis (48,532) 17

9/18 W *28 N.Y. Giants (62,347) 13

9/25 W *21 New Orleans (62,136) 20

10/2 W 37 Minnesota (60,774) 24

10/9 W *27 T. Bay (63,308)(OT) 24

10/16 W *37 Philadelphia (63,070) 7

10/23 L *38 L.A. Raiders (64,991) 40

10/30 W 38 N.Y. Giants (76,142) 20

11/6 W 27 Philadelphia (71,236) 20

11/13 L 23 San Diego (46,192) 24

11/20 W *41 Kansas City (64,103) 21

11/24 W *35 St. Louis (60,764) 17

12/4 W 35 Seattle (63,352) 10

12/11 L *10 Washington (65,074) 31

12/19 L 17 San Francisco (59,957) 42

479 360

1983 NFC WILD CARD GAME (Dallas)

12/26 L 17 L.A. Rams (43,521) 24

1984 (9-7)

Tom Landry, Head Coach

9/3 W 20 L.A. Rams (65,403) 13

9/9 L 7 N.Y. Giants (75,921) 28

9/16 W *23 Philadelphia (64,521) 17

9/23 W *20 Green Bay (64,222) 6

9/30 W 23 Chicago (63,623) 14

10/7 L *20 St. Louis (61,438) 31

10/14 L 14 Washington (55,431) 34

10/21 W *30 N.Orleans (50,966)(OT) 27

10/28 W *22 Indianapolis (58,724) 3

11/4 L *7 N.Y. Giants (60,235) 19

11/11 W 24 St. Louis (48,721) 17

11/18 L 3 Buffalo (74,391) 14

11/22 W *20 New England (55,341) 17

12/2 W 26 Philadelphia (66,322) 10

12/9 L *28 Washington (64,286) 30

12/17 L 21 Miami (74,139) 28

308 308

1985 (10-6)

Tom Landry, Head Coach

9/9 W *44 Washington (62,292) 14

9/15 L 21 Detroit (72,985) 26

9/22 W *20 Cleveland (61,456) 7

9/29 W 17 Houston (49,686) 10

10/6 W 30 N.Y. Giants (74,981) 29

10/13 W *27 Pittsburgh (62,932) 13

10/20 L 14 Philadelphia (70,114) 16

10/27 W *24 Atlanta (57,941) 10

11/4 L 10 St. Louis (49,347) 21

11/10 W 13 Washington (55,750) 7

11/17 L *0 Chicago (63,855) 44

11/24 W *34 Philadelphia (54,047) 17

11/28 W *35 St. Louis (54,125) 17

12/8 L 24 Cincinnati (56,936) 50

12/15 W *28 N.Y. Giants (62,310) 21

12/22 L 16 San Francisco (60,114) 31

357 333

1985 DIVISIONAL PLAYOFF (Los Angeles)

1/4/86 L 0 L.A. Rams (66,351) 20

1986 (7-9)

Tom Landry, Head Coach

9/8 W *31 N.Y. Giants (59,804) 28

9/14 W 31 Detroit (73,812) 7

9/21 L *35 Atlanta (62,880) 37

9/29 W 31 St. Louis (49,077) 7

10/5 L 14 Denver (76,082) 29

10/12 W *30 Washington (63,264) 6

10/19 W 17 Philadelphia (68,572) 14

10/26 W *37 St. Louis (60,756) 6

11/2 L 14 N.Y. Giants (74,871) 17

11/9 L *13 L.A. Raiders (61,706) 17

11/16 W 24 San Diego (55,622) 21

11/23 L 14 Washington (55,642) 41

11/27 L *14 Seattle (58,023) 31

12/7 L 10 L.A. Rams (64,949) 29

12/14 L *21 Philadelphia (46,117) 23

12/21 L *10 Chicago (57,256) 24

346 337

1987 (7-8)

Tom Landry, Head Coach

9/13 L 13 St. Louis (47,241) 24

9/20 W 16 N.Y. Giants (73,426) 14

9/27 Buffalo-canceled

10/4 W 38 N.Y. Jets (12,370) 24

10/11 W *41 Philadelphia (40,622) 22

10/19 L *7 Washington (60,415) 13

10/25 L 20 Philadelphia (61,630) 37

11/2 W *33 N.Y. Giants (55,730) 24

THE HISTORY

1987, Cont.

11/8	L	17	Detroit (45,325)	27
11/15	W	23	N. England (60,567)(OT)	17
11/22	L	*14	Miami (56,519)	20
11/26	L	*38	Minnesota (54,229)(OT)	44
12/6	L	*10	Atlanta (40,103)	21
12/13	L	20	Washington (54,882)	24
12/21	W	29	L.A. Rams (60,700)	21
12/27	W	*21	St. Louis (36,788)	16
		340		348

1988 (3-13)

Tom Landry, Head Coach

9/4	L	21	Pittsburgh (56,813)	24
9/12	W	17	Phoenix (67,139)	14
9/18	L	*10	N.Y. Giants (55,325)	12
9/25	W	*26	Atlanta (39,702)	20
10/3	L	17	New Orleans (68,474)	20
10/9	L	*17	Washington (63,235)	35
10/16	L	7	Chicago (64,759)	17
10/23	L	23	Philadelphia (66,309)	24
10/30	L	*10	Phoenix (42,196)	16
11/6	L	21	N.Y. Giants (75,826)	29
11/13	L	*3	Minnesota (57,830)	43
11/20	L	*24	Cincinnati (37,865)	38
11/24	L	*17	Houston (50,845)	25
12/4	L	21	Cleveland (77,683)	24
12/11	W	24	Washington (51,526)	17
12/18	L	*7	Philadelphia (46,131)	23
		265		381

1989 (1-15)

Jimmy Johnson, Head Coach

9/10	L	0	New Orleans (66,977)	28
9/17	L	21	Atlanta (55,285)	27
9/24	L	*7	Washington (63,200)	30
10/1	L	*13	N.Y. Giants (51,785)	30
10/8	L	13	Green Bay (56,656)	31
10/15	L	*14	San Francisco (61,077)	31
10/22	L	28	Kansas City (76,841)	36
10/29	L	*10	Phoenix (44,431)	19
11/5	W	13	Washington (53,187)	3
11/12	L	20	Phoenix (49,657)	24
11/19	L	*14	Miami (56,044)	17
11/23	L	*0	Philadelphia (54,444)	27
12/3	L	*31	L.A. Rams (46,100)	35
12/10	L	10	Philadelphia (59,842)	20
12/16	L	0	N.Y. Giants (72,141)	15
12/24	L	*10	Green Bay (41,265)	20
		204		393

1990 (7-9)

Jimmy Johnson, Head Coach

9/9	W	*17	San Diego (48,063)	14
9/16	L	*7	N.Y. Giants (61,090)	28
9/23	L	5	Washington (53,804)	19
9/30	L	17	N.Y. Giants (75,923)	31
10/7	W	*14	Tampa Bay (60,076)	10
10/14	L	3	Phoenix (45,235)	20
10/21	W	17	Tampa Bay (68,315)	13
10/28	L	*20	Philadelphia (62,605)	21
11/4	L	9	N.Y. Jets (68,086)	24
11/11	L	*6	San Francisco (62,966)	24
11/18	W	24	L.A. Rams (58,589)	21
11/22	W	*27	Washington (60,355)	17
12/2	W	*17	New Orleans (60,087)	13
		—	Bye —	
12/16	W	*41	Phoenix (60,190)	10
12/23	L	3	Philadelphia (63,895)	17
12/30	L	7	Atlanta (50,097)	26
		244		308

1991 (11-5)

Jimmy Johnson, Head Coach

9/1	W	26	Cleveland (78,860)	14
9/9	L	*31	Washington (63,025)	33
9/15	L	*0	Philadelphia (62,656)	24
9/22	W	17	Phoenix (68,814)	9
9/29	W	*21	N.Y. Giants (64,010)	16
10/6	W	20	Green Bay (53,695)	17
10/13	W	*35	Cincinnati (63,275)	23
		—	Bye —	
10/27	L	10	Detroit (74,906)	34
11/3	W	*27	Phoenix (61,190)	7
11/10	L	23	Houston (63,001) (OT)	26
11/17	L	9	N.Y. Giants (76,410)	22
11/24	W	24	Washington (55,561)	21
11/28	W	*20	Pittsburgh (62,253)	10
12/8	W	*23	New Orleans (64,530)	14
12/15	W	25	Philadelphia (65,854)	13
12/22	W	*31	Atlanta (60,962)	27
		342		310

1991 FIRST ROUND PLAYOFFS (Chicago)

12/29	W	17	Chicago (62,594)	13
-------	---	----	------------------	----

1991 DIVISIONAL PLAYOFFS (Detroit)

1/5/92	L	6	Detroit (78,290)	38
--------	---	---	------------------	----

Preseason Results

Dal.

Opp.

1960 (1-5)

10	San Francisco (22,000)	@ Seattle	16
13	St. Louis (14,000)	@ San Antonio	20
10	Baltimore (40,000)	@ Dallas	14
14	N.Y. Giants (10,663)	@ Louisville	3
14	Los Angeles (13,500)	@ Pendleton	49
23	Green Bay (20,121)	@ Minn.	28

1961 (2-3)

38	Minnesota (4,954)	@ Sioux Falls	13
7	Green Bay (30,000)	@ Dallas	30
10	N.Y. Giants (21,500)	@ Albuquerque	28
35	Baltimore (19,000)	@ Norman	24
10	San Francisco (22,130)	@ Sacramento	24

1962 (0-5)

7	Green Bay (54,500)	@ Dallas	31
24	Detroit (77,683)	@ Cleveland	35
10	Baltimore (14,000)	@ Roanoke	24
7	San Francisco (20,000)	@ Sacramento	26
26	Minnesota (12,500)	@ Atlanta	45

1963 (3-2)

17	Los Angeles (70,675)	@ L.A.	14
10	Green Bay (53,121)	@ Dallas	31
17	Los Angeles (29,349)	@ Portland	20
37	San Francisco (9,927)	@ Bakersfield	24
27	Detroit (51,218)	@ New Orleans	17

1964 (1-4)

6	Los Angeles (57,450)	@ L.A.	17
34	San Francisco (24,679)	@ Portland	23
16	Los Angeles (30,565)	@ Portland	25
3	Green Bay (60,057)	@ Dallas	35
6	Chicago (35,000)	@ New Orleans	21

Dal. Opp.
 25 N.Y. Jets (74,771) @Dallas 9
 7 Baltimore (58,975) @Dallas 23

1970 (1-5)

20 San Diego (39,392) @San Diego 10
 10 Los Angeles (64,646) @L.A. 17
 34 Green Bay (72,389) @Dallas 35
 21 Houston (46,548) @Houston 37
 0 Kansas City (69,055) @Dallas 13
 21 N.Y. Jets (55,297) @Dallas 29

1971 (6-0)

45 Los Angeles (87,187) @L.A. 21
 36 New Orleans (73,560) @Dallas 21
 16 Cleveland (69,099) @Dallas 15
 28 Houston (49,078) @Houston 20
 27 Baltimore (22,291) @Baltimore 14
 24 Kansas City (74,035) @Dallas 17

1972 (6-1)

20 College All-Stars (54,162) @Chicago 7
 26 Houston (65,405) @Dallas 24
 27 Los Angeles (66,051) @L.A. 13
 30 New Orleans (81,070) @N.O. 7
 34 N.Y. Jets (65,386) @Dallas 27
 10 Kansas City (79,592) @K.C. 20
 16 Oakland (62,607) @Dallas 10

1973 (4-2)

24 Los Angeles (75,461) @L.A. 7
 26 Oakland (53,723) @Oakland 27
 24 New Orleans (61,022) @Dallas 14
 24 Houston (46,942) @Houston 27
 27 Kansas City (57,468) @Dallas 16
 26 Miami (61,378) @Dallas 23

1974 (3-3)

7 Oakland (41,049) @Oakland 27
 13 Los Angeles (46,468) @L.A. 6
 19 Houston (53,148) @Dallas(OT) 13
 7 New Orleans (56,563) @N.Orleans 16
 25 Kansas City (43,492) @Dallas 16
 15 Pittsburgh (43,900) @Dallas 41

1975 (2-4)

7 Los Angeles (62,843) @L.A. 35
 20 Kansas City (35,630) @K.C. 26
 13 Minnesota (45,395) @Dallas 16
 17 Houston (46,951) @Houston 14
 20 Oakland (39,562) @Dallas 31
 17 Pittsburgh (43,186) @Dallas 16

1976 (3-3)

14 Oakland (52,391) @Oakland 17
 14 Los Angeles (60,158) @L.A. 26
 9 Denver (54,567) @Dallas 13
 36 Detroit (30,340) @Memphis 16
 20 Pittsburgh (64,264) @Dallas 10
 26 Houston (58,844) @Dallas(OT) 20

1977 (3-3)

34 San Diego (59,504) @Dallas 14
 17 Seattle (58,789) @Seattle (OT) 23
 14 Miami (56,820) @Dallas 20
 23 Baltimore (54,835) @Dallas 21
 14 Houston (49,777) @Houston 23
 30 Pittsburgh (49,824) @Dallas 0

1978 (3-1)

41 San Francisco (63,736) @Dallas 24
 21 Denver (74,619) @Denver 14
 13 Houston (62,242) @Dallas 27
 16 Pittsburgh (59,747) @Dallas 13

Dal. Opp.
 13 Oakland (20,648) @Canton,OH 20
 7 Denver (61,192) @Dallas 6
 17 Seattle (59,803) @Seattle 27
 16 Houston (62,803) @Dallas 13
 16 Pittsburgh (64,543) @Dallas 14

1979 (3-2)

13 Oakland (20,648) @Canton,OH 20
 7 Denver (61,192) @Dallas 6
 17 Seattle (59,803) @Seattle 27
 16 Houston (62,803) @Dallas 13
 16 Pittsburgh (64,543) @Dallas 14

1980 (3-1)

17 Green Bay (54,876) @Dallas 14
 19 Los Angeles (63,283) @Anaheim 16
 20 Houston (63,658) @Dallas 13
 10 Pittsburgh (62,795) @Dallas 31

1981 (2-2)

17 Green Bay (55,987) @Dallas 21
 21 Los Angeles (61,459) @Anaheim 33
 24 Pittsburgh (63,504) @Dallas 14
 28 Houston (63,799) @Dallas 20

1982 (3-1)

10 Buffalo (48,612) @Dallas 14
 26 San Diego (49,182) @San Diego 16
 36 New England (50,113) @Dallas 21
 20 Houston (60,150) @Dallas 14

1983 (3-1)

20 Miami (46,826) @Dallas 17
 30 L.A. Rams (54,268) @L.A. 7
 7 Pittsburgh (62,164) @Dallas 24
 34 Houston (54,363) @Dallas 31

1984 (3-1)

31 Green Bay (43,371) @Dallas 17
 24 San Diego (50,740) @San Diego 13
 10 Pittsburgh (55,658) @Dallas 20
 31 Houston (53,877) @Dallas 24

1985 (4-0)

27 Green Bay (41,847) @Dallas 3
 27 San Diego (48,596) @S.D. (OT) 24
 15 Chicago (49,540) @Dallas 13
 20 Houston (53,812) @Dallas 10

1986 (0-5)

6 Chicago (82,699) @London 17
 0 San Diego (47,744) @San Diego 20
 19 L.A. Raiders (52,153) @L.A. 24
 28 Pittsburgh (54,299) @Dallas 41
 14 Houston (62,239) @Dallas 17

1987 (1-3)

0 San Diego (48,020) @San Diego 29
 13 San Francisco (57,598) @S.F. 3
 10 L.A. Raiders (46,666) @Dallas 34
 13 Houston (47,043) @Dallas 18

1988 (2-2)

21 San Diego (40,110) @San Diego 24
 27 L.A. Raiders (40,774) @L.A. 17
 17 Chicago (47,796) @Dallas 9
 10 Houston (48,400) @Dallas 54

1989 (3-1)

20 San Diego (45,203) @San Diego 3
 27 L.A. Raiders (32,358) @L.A. 20
 21 Denver (74,076) @Denver (OT) 24
 30 Houston (63,582) @Dallas 28

1990 (1-3)

16 San Diego (42,221) @San Diego 28
 14 L.A. Raiders (28,273) @L.A. 16
 20 Pittsburgh (47,723) @Dallas 9
 6 Houston (55,499) @Dallas 27

Dal.

Opp.

1986 (0-5)

6 Chicago (82,699)	@ London 17
0 San Diego (47,744)	@ San Diego 20
19 L.A. Raiders (52,153)	@ L.A. 24
28 Pittsburgh (54,299)	@ Dallas 41
14 Houston (62,239)	@ Dallas 17

1987 (1-3)

0 San Diego (48,020)	@ San Diego 29
13 San Francisco (57,598)	@ S.F. 3
10 L.A. Raiders (46,666)	@ Dallas 34
13 Houston (47,043)	@ Dallas 18

1988 (2-2)

21 San Diego (40,110)	@ San Diego 24
27 L.A. Raiders (40,774)	@ L.A. 17
17 Chicago (47,796)	@ Dallas 9
10 Houston (48,400)	@ Dallas 54

1989 (3-1)

20 San Diego (45,203)	@ San Diego 3
27 L.A. Raiders (32,358)	@ L.A. 20
21 Denver (74,076)	@ Denver (OT) 24
30 Houston (63,582)	@ Dallas 28

1990 (1-3)

16 San Diego (42,221)	@ San Diego 28
14 L.A. Raiders (28,273)	@ L.A. 16
20 Pittsburgh (47,723)	@ Dallas 9
6 Houston (55,499)	@ Dallas 27

1991 (2-2)

24 Kansas City (56,038)	@ K.C. 14
12 L.A. Raiders (55,981)	@ Dallas 17
20 Houston (53,314)	@ Houston 30
20 Atlanta (53,689)	@ Dallas (OT) 17

**All-Time
Preseason Record**


(83-76)

Atlanta	1-0
Buffalo	0-1
Chicago	3-3
Cincinnati	0-0
Cleveland	1-0
Denver	2-2
Detroit	3-1
Green Bay	6-9
Houston	16-9
Indianapolis	3-5
Kansas City	4-3
L.A. Raiders	3-9
L.A. Rams	9-11
Miami	2-1
Minnesota	2-3
New England	1-0
New Orleans	3-1
New York Giants	1-1
New York Jets	2-1
Philadelphia	0-0
Phoenix	0-1
Pittsburgh	7-5
San Diego	6-4
San Francisco	8-4
Seattle	0-2
Tampa Bay	0-0
Washington	0-0




Ring of Honor

The Cowboys honor former players who made outstanding contributions to the club by inducting them into the Ring of Honor at Texas Stadium. Their names and the years played are prominently displayed in silver on the wall below the press box at Texas Stadium. Members of the Cowboys' Ring of Honor:



BOB LILLY

BOB LILLY, defensive tackle, 1961-74. Nicknamed "Mr. Cowboy," Bob Lilly was the franchise's first draft choice in 1961, the first name in the Ring of Honor in 1975 and its first inductee into the Pro Football Hall of Fame in 1980. A seven-time All-Pro, Lilly was named to a club-record 11 Pro Bowls. He was a two-time All-SWC pick and an All-America at Texas Christian University before being drafted by Dallas.



DON MEREDITH

DON MEREDITH, quarterback, 1960-68. Don Meredith led the Cowboys to their first winning season and their first NFL Championship Game in 1966. Signed by Clint Murchison, Jr., before Dallas was granted its NFL franchise, "Dandy Don" played in two Pro Bowls and was named NFL player of the year in 1966. A two-time All-America at SMU, Don's name was added to the Cowboys' Ring of Honor in 1976.



DON PERKINS

DON PERKINS, running back, 1961-68. Don Perkins was the first Cowboys player to rush for more than 6,000 yards. A six-time Pro Bowl selection, Perkins finished among the top ten NFL rushers in each of his eight seasons. He was named NFL rookie of the year in 1961 and All-Pro in 1962. Perkins was signed before Dallas was granted its NFL franchise. A three-time All-Skyline pick at New Mexico, he was inducted into the Ring of Honor in 1976.



CHUCK HOWLEY

CHUCK HOWLEY, linebacker, 1961-72. When Chuck Howley retired in 1973, Tom Landry said "I don't know that I've seen anybody better at linebacker than Howley." A six-time All-Pro, Howley was the most valuable player in Super Bowl V. The Cowboys traded for Howley, who was drafted by Chicago in 1958. He was All-America center at West Virginia. A six-time Pro Bowl selection, Howley was added to the Ring of Honor in 1977.



MEL RENFRO

MEL RENFRO, defensive back, 1964-77. Mel Renfro was named to the Pro Bowl his first ten seasons in the NFL. He is the club's all-time interceptor with 52 and kickoff returner with a 26.4-yard career average. Renfro was drafted in the second round in 1964 after a career as an All-America halfback and world class sprinter at Oregon. A five-time All-Pro, Renfro was inducted into the Cowboys' Ring of Honor in 1981.



ROGER STAUBACH

ROGER STAUBACH, quarterback, 1969-79. Roger Staubach led the Cowboys to six NFC Championship Games, four Super Bowls and two Super Bowl titles. A great clutch performer, Staubach led Dallas to comeback victories 23 times, 14 in the last two minutes of overtime. A five-time Pro Bowler, he was drafted by Dallas in 1964 after winning the Heisman Trophy and Maxwell Award at the Naval Academy. Inducted into the Ring of Honor in 1983, Roger was elected to the Pro Football Hall of Fame in 1985.



LEE ROY JORDAN

LEE ROY JORDAN, linebacker, 1963-76. The inspirational leader of the Cowboys' first championship teams was Lee Roy Jordan. The Cowboys' first-round draft choice in 1963 following an All-America career at Alabama, Jordan anchored the "Doomsday Defense" from his middle linebacker position for 14 years. He was named to the Pro Bowl five times and All-Pro twice. Lee Roy was inducted into the Ring of Honor in 1989.

HALL OF FAME

Four members of the Pro Football Hall of Fame in Canton, Ohio, have been elected based on their accomplishments with the Cowboys — Bob Lilly in 1980, Roger Staubach in 1985, Tom Landry in 1990 and Tex Schramm in 1991.

Lilly, the first college player ever drafted by the Cowboys, was selected to play in the Pro Bowl 11 times while playing for Dallas from 1961 to 1974. Lilly came to the Cowboys after a collegiate career at Texas Christian University.

Staubach, known as "Captain Comeback" to Dallas fans, quarterbacked the Cowboys to four NFC Championships and victories in Super Bowl VI and XII. Staubach, a native of Cincinnati and a graduate of the U.S. Naval Academy, played for Dallas from 1969 to 1979.


Tom Landry compiled an overall record of 270-178-6 with two World Championships as the head coach of the Cowboys from 1960 to 1989. Landry helped build the Cowboys into "America's Team" along with Tex Schramm who served as the team's President and General Manager from 1960 to 1989.



Lilly



Staubach



Landry



Schramm

"Return to Glory"

The NFL Films production of "Return to Glory," the Cowboys' 1991 highlights video is available to groups, free of charge, from the Cowboys.

The 30-minute VHS videotape, narrated by Jeff Kaye, chronicles the Cowboys' return to the playoffs in 1991. Comments from Jerry Jones, Jimmy Johnson, Michael Irvin and other key Cowboys help guide the viewer through the 16-game schedule that brought the team to an 11-5 regular season finish and a playoff berth for the first time since 1985.

Civic clubs, church groups and schools may borrow "Return to Glory" by calling the Cowboys at 214-556-9900 and asking for the highlight video. It is available on videotape only.

The video is also available to purchase by calling 1-800-NFL-TAPE. It is also available for rent at selected video stores.

"Return to Glory" will be syndicated by NFL Films to television stations in the southwest in August. The film is sponsored by the New York Life Insurance Company.

Historical Highlights

1960

NFL FRANCHISE — Clint Murchison, Jr., and Bedford Wynne were awarded an expansion franchise in the NFL at the annual league meeting in Miami Beach, Fla. The Cowboys were to play as a "swing" team, playing every other team one time during the first season, although listed in the Western Conference standings (January 28).

COWBOYS STOCKED — A player pool was set up in a league meeting at L.A., with each of 12 NFL teams freezing 25 names on its roster and the Cowboys allowed to pick three from each team for a total of 36 veterans. Dallas, once given the list, had to select its 36 players within 24 hours (March 13).

TRAINING STARTS — Rookies report to first Cowboys camp at Pacific U., in Forest Grove, Oregon (July 9).

FIRST PRE-SEASON GAME — The Cowboys, less than six months in existence, get their first test and drop a 16-10 pre-season game to San Francisco in Seattle (August 6).

FIRST HOME GAME — In their Dallas debut, in the Salesmanship Club preseason game, the Cowboys led the world champion Baltimore Colts into the final minute before a 62-yard pass from Johnny Unitas to Lenny Moore gave the Colts a 14-10 victory (August 19).

FIRST VICTORY — In a preseason game at Louisville, Ky., the Cowboys beat New York's Giants, 14-3, with Frank Clarke catching touchdown passes of 73 yards (Eddie LeBaron) and 74 yards (Don Meredith) (August 27).

FIRST LEAGUE GAME — In their first league game, Dallas fell to Pittsburgh, 35-28, with Bobby Layne leading a fourth-period Steeler rally (Sept. 24, Saturday night).

STREAK SNAPPED — Dallas snaps a 20-game loss streak by tying New York, 31-31, at Yankee Stadium (Dec. 4).

1961

TRAINING STARTS — Rookies launch training at new campsite — St. Olaf College in Northfield, Minn. (July 9).

FIRST LEAGUE WIN — Scoring ten points in the final 56 seconds, the Cowboys score their first NFL victory, 27-24, over Pittsburgh in the '61 league opener in the Cotton Bowl. Allen Green's 27-yard field goal on the game's final play won it before 23,500 (Sept. 17).

1962

TRAINING STARTS — Team begins training at new campsite — Northern Michigan College in Marquette, Mich. (July 13).

PENALTY HISTORY — For the first time in anyone's memory in an NFL game, points were awarded for a penalty. The Cowboys were detected holding in the end zone on a 99-yd. TD pass from LeBaron to Clarke, and Pittsburgh was awarded a safety. The Steelers eventually won, 30-28 (Sept. 23).

100-YARD FIRSTS — Cowboys' Amos Marsh returned a kickoff 101 yards and Mike Gaechter returned a pass interception 100 yards, both plays for fourth-quarter TDs in a 41-19 win over Philadelphia in Dallas. It was the first time in NFL history that two 100-yard runs had been made in the same game, much less by the same team in the same quarter (Oct. 14).

1963

SHIFT TO KANSAS CITY — The rival Dallas Texans of the AFL announce they are moving the franchise to Kansas City (Feb. 8).

CALIFORNIA TRAINING SITE — The Cowboys open training at California Lutheran College in Thousand Oaks, Calif. (July 12).

HOWTON SETS RECORD — Bill Howton broke Don Hutson's all-time receiving mark with a 14-yard catch against Washington (there). Hutson's record was 7,991 yards and the catch gave Howton an even 8,000 yards (Sept. 29).

1964

LANDRY CONTRACT — With one year to go on his original contract, Tom Landry is signed to a ten-year extension, in effect giving him an 11-year pact, possibly the longest in major pro sports history (Feb. 5).

1965

FIRST SELLOUT — An overflow crowd of 76,251 jams the Cotton Bowl for the Cleveland game, notching the team's first home sellout. Cleveland won, 24-17 (Nov. 21).

1966

PLAYOFF BOWL — After defeating New York, 38-20, in the season finale (and winning five of their last seven games) to get into the Playoff Bowl at Miami, the Cowboys fall to Baltimore, 35-3 (Jan. 15).

MERGER — Peace comes to pro football with Cowboys GM Tex Schramm completing two months of negotiations with AFL's Lamar Hunt, merging the two leagues under the NFL banner (June 8).

SCHRAMM ELEVATED — Texas E. Schramm, Vice-President and General Manager of the Cowboys from the beginning, was named President of the club by owner Clint Murchison, Jr., who retained the title of Chairman of the Board.

NEELY CASE SOLVED — Dallas and Houston reached agreement in the Ralph Neely case. Neely remained with Dallas with Houston receiving the Cowboys Nos. 1, 2 and two fifth place picks in the 1967 draft (Nov. 17).

THE CHAMPIONSHIP — The Cowboys won their first championship, capturing the Eastern Conference title with a 10-3-1 record, but lost the NFL Championship Game to Green Bay, 34-27.

1967

TEXAS STADIUM — On Dec. 23, owner Clint Murchison, Jr., formally announced plans to build Texas Stadium in suburban Irving. The stadium, to be financed through a bond-option plan, would be ready for the 1970 season. The stadium would seat a minimum of 58,000.

SECOND CHAMPIONSHIP — Under the NFL's new format, the Cowboys easily won the Capitol Division and defeated Cleveland, Century Division winner, 52-14, in the Cotton Bowl for the Eastern conference championship. However, on Dec. 31 in Green Bay, the Cowboys lost their second bid for an NFL title, falling to the Packers, 21-17, in the 13 degree below weather.

1968

WIN CAPITOL — For the second straight year the Cowboys won the Capitol Division, but for the first time in three years the Cowboys did not win the Eastern Championship, being upset at Cleveland, 31-20, on December 21st. Dallas won the Runner-Up Bowl over Minnesota, 17-13.

1969

TEXAS STADIUM — Ground was broken for Texas Stadium in suburban Irving on January 25, and on June 29 Bert Rose was named general manager of the stadium.

ORIGINALS RETIRE — An era ended for the Cowboys in July. On July 5th at a press conference in Dallas, quarterback Don Meredith, the last of the original Cowboys, announced his retirement. Then, on July 18th, the day the veterans were to report to training camp, all-time rushing great Don Perkins officially retired.

REPEAT CAPITOL WINS — Once again the Cowboys rolled to the Capitol Division Championship with an 11-2-1 season. However, the Cowboys failed to win the Eastern Championship when on Dec. 28, the Cowboys lost to Cleveland, 38-14, in the Cotton Bowl.

1970

FIVE STRAIGHT PLAYOFFS — The Cowboys won their last five games to finish 10-4, claim the Eastern Division championship and make the playoffs for the fifth year in a row. They defeated Detroit, 5-0, in the opening round to get a shot at the National Conference championship.

FIRST NFC TITLE — The Cowboys captured the biggest prize of their 11-year history on Jan. 3 when they downed San Francisco, 17-10, for the NFC crown. A 16-13 loss to Baltimore in the Super Bowl Jan. 17 left Dallas with one major goal still unrealized.

1971

TEXAS STADIUM — The Cowboys opened a new era in their sparkling Irving, Tex., home with a 44-21 victory over the New England Patriots on October 24. Duane Thomas scored the first touchdown in the new stadium, a 56-yard run just two minutes and 16 seconds after the opening kickoff. Attendance was 65,708.

SIX STRAIGHT PLAYOFFS — The Cowboys won their last seven games to finish 11-3, claim the Eastern Division championship and make the playoffs for the sixth year in a row. They defeated Minnesota, 20-12, in the opening round.

SECOND NFC TITLE — For the second consecutive year, the Cowboys met the San Francisco 49ers in the National Conference showdown. This time Dallas won, 14-3, to qualify for its second straight Super Bowl.

FIRST WORLD CHAMPIONSHIP — The Cowboys downed the Miami Dolphins, 24-3, to win Super Bowl VI in New Orleans on Jan. 16. It was the 10th victory in a row for Dallas as Roger Staubach passed for two touchdowns and was named the game's Most Valuable Player.

1972

FIRST 1,000-YARD BACK — Calvin Hill became the first Dallas player to rush for 1,000 yards when he gained 111 on Dec. 9 against the Washington Redskins in Texas Stadium. Hill wound up with 1,036 yards for the season on a record 245 carries.

SEVEN STRAIGHT PLAYOFFS — The Cowboys qualified for the NFL playoffs a record seventh consecutive year, their 10-4 record earning them the National Conference Wild Card berth. Roger Staubach passed for two touchdowns in the last 1½ minutes to give the Cowboys a 30-28 victory at San Francisco in the first round. Then, at Washington on New Year's Eve, Dallas was foiled in its bid for a third straight NFL title with the Redskins won, 26-3.

1973

100 VICTORIES — The Cowboys and Coach Tom Landry recorded their 100th victory with a 40-3 Texas Stadium win over the New Orleans Saints on Sept. 24. Landry, the only head coach the Cowboys have had, ended the season with a career mark of 108-80-6 to rank ninth on the list of the NFL's all-time winningest coaches.

EIGHT STRAIGHT PLAYOFFS — The Cowboys regained the NFC Eastern Division title with a 10-4 record and broke their own NFL record by reaching the playoffs for the eighth year in a row. Dallas defeated Western Division champion Los Angeles in the first round, 27-16, but fell to Central Division winner Minnesota in the NFC Championship Game, 27-10.

1974

FIRST TOP DRAFT CHOICE — For the first time in their history, the Cowboys had the very first choice in the NFL college draft. The No. 1 pick came to Dallas from Houston in exchange for Tody Smith and Billy Parks. The Cowboys selected Ed "Too Tall" Jones, a 6-9 260-pound defensive end from Tennessee State.

PLAYOFFS MISSED — The Cowboys' record-breaking string of eight straight years in the NFL playoffs was broken when the club's 8-6 record failed to qualify.

1975

LILLY HONORED — "Mr. Cowboy" was honored on Bob Lilly Day at Texas Stadium at halftime of the Philadelphia game on Nov. 23. It was the first such recognition ever given to a Dallas player. Lilly never missed a game in 14 years with the Cowboys, earning All-Pro honors seven times at defensive tackle before retiring prior to the '75 season.

TEN STRAIGHT WINNING SEASONS — The Cowboys' 10-4 record earned them the NFC Wild Card berth in the playoffs. The composite record over 10 straight winning seasons was 101-37-2.

THIRD NFC TITLE — After shocking Minnesota in the first round, 17-14 on Roger Staubach's 50-yard "Hail Mary" pass to Drew Pearson, the Cowboys traveled to Los Angeles for the NFC showdown. Staubach threw four touchdown passes, three to Preston Pearson, and Dallas won, 37-7. Pittsburgh won Super Bowl X on Jan. 18 in Miami, 21-17.

1976

MEREDITH, PERKINS HONORED — Former Cowboys greats Don Meredith and Don Perkins joined Bob Lilly in the "Ring of Honor" at Texas Stadium during halftime ceremonies at the New York Giants game on Nov. 7.

ELEVEN STRAIGHT WINNING SEASONS — The Cowboys won the NFC Eastern Division title with their 11-3 record, giving them their 11th straight winning season and 10th playoff berth in that period. A 14-12 first round loss to Los Angeles — the first time Dallas had lost in the first round under the current playoff setup — ended the season.

1977

HOWLEY HONORED — Former All-Pro linebacker Chuck Howley, a Cowboy from 1961 through 1973, became the fourth member of the Ring of Honor. Howley was honored during ceremonies at halftime of the Detroit Lions game on Oct. 30.

TWELVE STRAIGHT WINNING SEASONS — Getting off to an 8-0 start, their best ever, the Cowboys rolled to a 12-2 record, the championship of the NFC East, and their 12th consecutive winning season. They opened their 11th visit to the playoffs in those 12 years with a 37-7 first-round victory over the Chicago Bears at Texas Stadium.

FOURTH NFC TITLE — Dallas crushed the Minnesota Vikings at Texas Stadium, 23-6, for National Conference crown No. 4 and the right to meet the Denver Broncos in Super Bowl XII.

SECOND WORLD CHAMPIONSHIP — The Cowboys stopped the Denver Broncos, 27-10, to win Super Bowl XII in New Orleans on January 15, 1978. In the process, Dallas tied Minnesota for most Super Bowl appearances (four) and Green Bay, Miami and Pittsburgh for most Super Bowl victories (two). Defensive linemen Harvey Martin and Randy White were named co-Most Valuable Players in the game.

1978

THIRTEEN STRAIGHT WINNING SEASONS — After a mediocre 6-4 start, the Cowboys won six straight games to finish the expanded regular season with a 12-4 record and their 10th division crown. It marked the Cowboys' 13th consecutive winning season and 12th trip to the playoffs in that span. Dallas rallied to beat Atlanta 27-20 in a divisional playoff at Texas Stadium, sending the Cowboys to their seventh NFC championship game in the past nine years.

FIFTH NFC TITLE — Dallas shut out the Rams in Los Angeles 28-0 in the National Conference title game to advance to the Super Bowl a record fifth time, including three of the last four. In the first Super Bowl rematch, Pittsburgh edged the Cowboys 35-31 for the NFL championship on Jan. 21 in Miami's Orange Bowl.

1979

TWENTIETH ANNIVERSARY — The Cowboys celebrated their 20th anniversary season at halftime of the St. Louis Cardinals game at Texas Stadium on Oct. 21. Stars from each of those 20 seasons plus Coach Tom Landry were introduced during the halftime ceremonies.

FOURTH STRAIGHT NFC EAST TITLE — Rallying from a mid-season slump the Cowboys won their final three games to finish with an 11-5 record, their 11th division championship, including the past four NFC East titles, and 14th consecutive winning season. The Cowboys made their 13th trip to the playoffs in those 14 years, but were eliminated by Los Angeles 21-19 in a divisional playoff at Texas Stadium.

1980

STAUBACH RETIRES — At a press conference at Texas Stadium on March 31, quarterback Roger Staubach announced his retirement after 11 record-breaking years with the Cowboys. Staubach held all major Cowboys' passing records and was the all-time leading NFL passer.

LILLY ENTERS HALL OF FAME — Bob Lilly, a seven-time All-Pro defensive tackle in his 14-year career with the Cowboys from 1961-74, became the first Cowboys' only player to be inducted into the Pro Football Hall of Fame. Enshrined along with Lilly on Aug. 2 at Canton, Ohio, were Herb Adderley, who played for the Cowboys from 1970-72, Jim Otto and Deacon Jones.

FIFTEEN STRAIGHT WINNING SEASONS — Behind new starting quarterback Danny White, the Cowboys rolled to their 15th consecutive winning season with a surprising 12-4 record, tied for best in the league with Philadelphia and Atlanta. The Cowboys lost the NFC East title to Philadelphia on a tie-breaker, but entered the playoffs for the 14th game in 15 years, this time as a wild card team. The Cowboys beat Los Angeles 34-13 at Texas Stadium in the NFC Wild Card Game and rallied past the Falcons at Atlanta 30-27 to advance to the NFC Championship Game at Philadelphia. But the Cowboys lost 20-7 in their bid for a sixth Super Bowl appearance.

LANDRY'S 200TH VICTORY — Tom Landry joined George Halas and Curly Lambeau as the only coaches with 200 NFL victories when the Cowboys beat Los Angeles 34-13 on Dec. 28 at Texas Stadium in the NFC Wild Card Game, raising Landry's record to 200-119-6, counting regular season and playoff games.

1981

RENFRO HONORED — Former All-Pro defensive back Mel Renfro, the Cowboys' all-time leading pass interceptor, became the fifth member of the Cowboys' Ring of Honor. Renfro, who played for Dallas from 1964 through 1977, was honored during halftime ceremonies of the Cowboys-Miami Dolphins game at Texas Stadium Oct. 25.

TWELFTH DIVISION CHAMPIONSHIP — The Cowboys regained the NFC Eastern Division Championship, their 12th division title since 1966, with a 12-4 record and tied Oakland's NFL mark of 16 consecutive winning seasons. Entering the playoffs

for the 15th time in that span, the Cowboys advanced to the NFC Championship Game for the ninth time in 12 years by routing Tampa Bay 38-0 at Texas Stadium. But for the second year in a row Dallas lost the conference title game. San Francisco scored a last-minute touchdown at Candlestick Park to edge the Cowboys 28-27 for a berth in Super Bowl XVI.

1982

200TH REGULAR-SEASON VICTORY — The Cowboys beat Washington 24-10 at RFK Stadium on Dec. 5 for the club's and Coach Tom Landry's 200th regular season victory.

SEVENTEEN STRAIGHT WINNING SEASONS — The Cowboys finished the strike-shortened regular season with a 6-3 record to establish an NFL record of 17 consecutive winning seasons. Entering the playoffs for a record-tying eighth straight year and for the 16th time in 17 years, the Cowboys beat Tampa Bay 30-17 and Green Bay 37-26, both at Texas Stadium, to advance to the NFC Championship Game for the third year in a row. But again the Cowboys come up short, losing 31-17 at Washington.

1983

STAUBACH HONORED — Former quarterback Roger Staubach, who led the Cowboys to four Super Bowls, became the sixth member of the Ring of Honor during halftime ceremonies of the Cowboys-Tampa Bay game on Oct. 9.

NEW HEADQUARTERS — Ground was broken on Nov. 29 for the Cowboys' new headquarters and training facility at The Valley Ranch in northwest Dallas County.

EIGHTEEN STRAIGHT WINNING SEASONS — The Cowboys extended their NFL record to 18 consecutive winning seasons with a 12-4 finish. The club also set a league record with its ninth straight playoff appearance, qualifying as a wild card entry. The Los Angeles Rams eliminated the Cowboys from the playoffs, however, with a 24-17 upset victory at Texas Stadium in the NFC Wild Card Game on Dec. 26.

1984

SILVER SEASON — The Cowboys kicked off their 25th anniversary with a news conference at Texas Stadium on Jan. 27. Club President Tex Schramm announced the Cowboys would celebrate their 25th anniversary during 1984 under the theme "Silver Season."

OWNERSHIP CHANGES HANDS — The sale of the Cowboys from the Murchison family to an 11-member limited partnership headed by Dallas businessman H. R. "Bum" Bright was approved by NFL owners on March 19 at the league's annual meeting in Honolulu. The sale was completed on May 18.

COWBOYS CENTER — The Cowboys and Triland International announced plans on March 27 for Cowboys Center, an innovative joint venture that will develop business opportunities in a conference center, Cowboys ShowPlace, athletic club, sports arena, office park, housing, and retail and restaurant outlets on 200 acres at The Valley Ranch, adjacent to the Cowboys' new headquarters.

NINETEEN STRAIGHT WINNING SEASONS — The Cowboys defeated the Eagles 26-10 in Philadelphia to extend their NFL record to 19 consecutive winning seasons. The Cowboys finished 9-7 and missed the playoffs for the first time in 10 years and only the second time in 19 years.

1985

STAUBACH ENTERS HALL OF FAME — Roger Staubach, the master of the comeback victory during his 11-year career as a Cowboys quarterback, was inducted into the Pro Football Hall of Fame in his first year of eligibility. Enshrined with Staubach on Aug. 3 at Canton, Ohio, were Pete Rozelle, Joe Namath, O. J. Simpson and Frank Gatski. Staubach joined Bob Lilly as the only players who spent their entire career with the Cowboys to be elected to the Hall of Fame.

TEXAS STADIUM IMPROVEMENTS — Texas Stadium unveiled a new look when the Cowboys opened their preseason schedule against Green Bay on Aug. 10. The stadium became the first to have two DiamondVision color scoreboards, and the addition of 118 Crown Suites gave Texas Stadium more private suites, 296, than any stadium in the nation.

COWBOYS RANCH OPENS — Cowboys players and coaches reported on Aug. 27 to the team's new headquarters and training facility at Cowboys Center in Valley Ranch.

DORSETT PASSES 10,000 YARDS — On a 19-yard sweep around left end, Tony Dorsett became the sixth player in NFL history to rush for 10,000 yards. Dorsett's feat highlighted a 27-13 victory over Pittsburgh at Texas Stadium on Oct. 13.

THIRTEENTH DIVISION CHAMPIONSHIP — The Cowboys edged the New York Giants 28-21 on Dec. 15 at Texas Stadium to capture the NFC Eastern Division championship for the first time since 1981. Picked in most season previews to finish third or fourth in the division, the Cowboys rallied for their NFL record 20th consecutive winning season, a 13th division title in 20 years and a playoff berth for the 18th time in that span. But in their NFL record 36th playoff game appearance, the Cowboys fell 20-0 to the Los Angeles Rams in Anaheim Stadium on Jan. 4.

1986

COWBOYS GO TO LONDON — The Cowboys began preparations for their first trip to a foreign country when the NFL announced on March 12 that the Cowboys would play the Super Bowl champion Chicago Bears in a preseason game at London's Wembley Stadium on Aug. 3.

100TH WIN AT TEXAS STADIUM — Dallas defeated St. Louis 37-6 for the club's 100th victory at Texas Stadium. Since the facility opened in 1971 the Cowboys have compiled a 100-25 (.800) record.

STREAK BROKEN — The Cowboys' streak of 20 consecutive winning seasons from 1966 through 1985, third longest in professional sports history, came to an end when the club finished with a 7-9 record after losing seven of its last eight games. Only baseball's New York Yankees (39 straight winning seasons, 1926-64) and hockey's Montreal Canadiens (32 from 1951-52 through 1982-83) surpassed the Cowboys' accomplishment. After the 1986 season, the Washington Redskins' five straight winning campaigns (1982-86) represented the NFL's longest active streak.

1987

FOUNDER DIES — Cowboys founder Clint Murchison, Jr., died March 30 after a long illness. Murchison, 63, who owned the club until 1984, acquired the expansion Dallas franchise in the NFL in 1960. He hired Tex Schramm as general manager, gave Tom Landry a 10-year contract when his coaching career was in doubt in 1964 and was instrumental in the building of Texas Stadium.

DORSETT GETS 12,000 YARDS — Tony Dorsett became the fourth rusher in NFL history to gain more than 12,000 yards when he registered 52 yards against the Rams on Dec. 21 for a career total of 12,036. The only runners ahead of Dorsett were Walter Payton, Jim Brown and Franco Harris.

1988

LANDRY TIES LAMBEAU — Dallas opened the 1988 season against Pittsburgh on Sept. 12 and Tom Landry tied an NFL record held by Curly Lambeau by coaching in his 29th consecutive season with the same team. Lambeau led the Green Bay Packers from 1921-49.

1989

JONES ACQUIRES COWBOYS, NAMED JOHNSON COACH — Jerry Jones reached an agreement to purchase the Cowboys from Bum Bright on Feb. 25 and announced that University of Miami Coach Jimmy Johnson would replace Tom Landry.

SALE APPROVED, SCHRAMM RESIGNS — The sale of the Cowboys to Jerry Jones was unanimously approved by NFL owners on April 18 at a special meeting in New York. At the same meeting Tex Schramm was named president of the new World League of American Football. He announced his resignation as president and general manager of the Cowboys after 29 years with the club.

AIKMAN SIGNED — The Cowboys, holding the No. 1 pick in the NFL draft for only the second time in their history, announced the signing of quarterback Troy Aikman to a six-year contract on April 20.

1990

AUSTIN TRAINING CAMP — Beginning on July 18, nearly 100,000 fans visit the Cowboys' first ever in-state training camp at St. Edward's University in Austin.

LANDRY ENTERS HALL OF FAME — Tom Landry, who led the Cowboys to five Super Bowls and 20 consecutive winning seasons as the Cowboys head coach from 1960-88, was inducted into the Pro Football Hall of Fame in his first year of eligibility. Enshrined on Aug. 4 at Canton, Ohio, Landry joined former Dallas players Bob Lilly and Rober Staubach as the only Hall of Fame members who built their achievements with the Cowboys.

SMITH ROOKIE OF THE YEAR, JOHNSON COACH OF THE YEAR — Following a dramatic turn-around season where the team posted a 7-9 record and missed the playoffs by one game, Jimmy Johnson was named the NFL Coach of the Year by the Associated Press. Running back Emmitt Smith, who led all NFL rookie running backs in rushing yardage and touchdowns, was named the A.P.'s NFC Offensive Rookie of the Year.

1991

RECORD DRAFT HAUL INCLUDES MARYLAND AS NO. 1 OVERALL PICK — After a pre-draft trade with the New England Patriots, the Cowboys used the No. 1 overall selection in the NFL Draft for only the third time in franchise history. Dallas chose Outland Trophy winner Russell Maryland (DT) with the top pick. The Cowboys went on to acquire 16 more choices, setting a club record for most selections in a 12 round draft with 17 overall.

SCHRAMM ENTERS HALL OF FAME — One of the NFL's true innovators, and the guiding force behind the development of America's Team, Tex Schramm was inducted into the Pro Football Hall of Fame on July 27, 1991. Schramm, who served as the President and General manager of the Dallas Cowboys from the team's conception in 1960 until his retirement in 1989, joined Staubach, Lilly and Landry with his enshrinement in Canton, Ohio.

RETURN TO THE PLAYOFFS — After winning the final five games of the season, Dallas finished with an 11-5 record — the team's best mark since the 1983 season. The initial spark to the winning streak was a 24-21 win over the eventual World Champion Washington Redskins on Nov. 24. The win, at Washington's RFK Stadium, ended the Redskins' bid for a perfect regular season after 11 straight wins. Dallas finished second in the NFC East and qualified as the NFC's No. 2 wild card playoff entry, marking the club's first post season trip since 1985. Dallas traveled to Chicago and defeated the Bears 17-13 in the opening round wild card game before dropping a 38-6 decision at Detroit the following week.

SMITH AND IRVIN LEAD NFL — Running back Emmitt Smith and wide receiver Michael Irvin became the first two players from the same team to lead the NFL in rushing yardage and receiving yardage in the same season. Smith had 1,563 yards rushing, while Irvin set single season club records for receptions (93) and receiving yardage (1,523). Both players were named to the NFC Pro Bowl squad along with tight end Jay Novacek and quarterback Troy Aikman. The Cowboys sent four offensive players to the Pro Bowl for the first time since 1979, and Irvin was named the MVP of the Pro Bowl Game.



THE SIDELINES

TEXAS STADIUM



The glittering showcase of Cowboys Football is Texas Stadium, a state-of-the-art modern football facility which opened on October 24, 1971 with a 44-21 Cowboys victory over New England.

Located in the Dallas suburb of Irving, Texas Stadium has a seating capacity of 65,024 and features two DiamondVision color replay screens, 296 luxury suites, 52 concession stands, 16 specialty stands, 86 restrooms, 115 drinking fountains and 130 acres of parking. Texas Stadium's most unique feature is the partial roof which covers fans from inclement weather, but leaves the game outdoors. Texas Stadium also boasts the luxurious Stadium Club, one of Dallas' premier locations for private parties, banquets and convention gatherings.

The Corral, outside Gate 8, features food, beverage, entertainment and large screen televisions for fan hospitality before, during, and after all Cowboys home games and special events.

Complete banquet, catering and special event services are available for private groups at Texas Stadium. Information on hosting an event can be obtained by calling 214-438-7676.


Tours of Texas Stadium are available Monday through Friday at 10:00 a.m. and 2:00 p.m., and on Saturdays, Sundays and holidays, when no events are scheduled, at 11:00 a.m., 12:30 p.m., and 2:00 p.m. Call 214-438-7676 for more information.

The Cowboys souvenir shop, The Pro Shop, is also open daily on the grounds outside the stadium at Gate 8.

Texas Stadium
2401 Airport Freeway
Irving, TX 75062
214-438-7676

Bruce Hardy	Vice President and General Manager
	Texas Stadium Corporation
Ron Underwood	Director of Operations

Cowboys Summer Training Camp



One of the annual highlights for Dallas Cowboys fans is the opportunity to visit Dallas Cowboys Training Camp at St. Edward's University in Austin, Texas. The 1992 camp will mark the team's third year in Austin.

St. Edward's is a convenient location for Cowboys fans throughout Texas and the neighboring states. In each of the past two seasons, the Cowboys have drawn an average of nearly 100,000 fans to the summer practice sessions and the annual scrimmages with other NFL teams.

Some of the training camp activities that take place each year include the Cowboys' Golf Tournament, the Blue-White Game, scrimmages with other NFL teams and several autograph opportunities.

Training Camp Facts

LOCATION:

St. Edward's University, Austin, Texas, 78704.

St. Edward's is located approximately three miles south of downtown Austin just off of Interstate 35. Exit off I-35 at the Woodward Avenue/St. Edward's exit. Proceed west on Woodward Avenue for one half mile to the campus (on the right).

DATES:

Camp is usually held from mid-July to mid-August.

AUSTIN:

Austin is the Capital of the State of Texas, and it is the only state capital that is the training camp home of an NFL franchise. It is the fourth largest city in the State of Texas, and 70% of the state's population is within 200 miles of Austin.

MEDIA**CREDENTIALS:**

Arrangements for media who wish to cover Cowboys' training camp must be made in advance in writing. Those requests must be made prior to the start of camp through the Cowboys Public Relations Office: One Cowboys Parkway, Irving, Texas 75063.

PRACTICES:

Cowboys practice sessions at St. Edward's are open to the public free of charge. Public parking is not available on campus during practice times.

INFORMATION:

Further information on Cowboys training camp, and training camp sponsorships, can be obtained by calling the Dallas Cowboys Offices in Irving at 214-556-9900. The Cowboys also have an office in Austin and the phone number is 512-473-4400.

DALLAS COWBOYS TRAVELCowboys Center
214/556-2800Lincoln Plaza
214/871-9795

Dallas Cowboys Travel is a full-service travel agency specializing in "Cowboys Home and Away Game Weekend Packages." These packages include accommodations, game day brunch, game tickets plus bus transportation to and from the game. The agency also handles international, corporate and leisure travel arrangements.

Cowboys on the Road**Home Games**

DFW Hilton817/481-8444

Miami (August 6)

Ft. Lauderdale Airport Hilton305/920-3300

New York Giants (September 12)

Marriott at Glenpointe201/836-0600

Philadelphia (October 4)

Philadelphia Hilton & Towers215/893-1600

Los Angeles Raiders (October 24)

Los Angeles Hilton Inn Towers213/629-4321

Detroit (November 7)

Auburn Hills Hilton Suites313/334-2222

Phoenix (November 21)

Hilton Pavilion602/833-5555

Denver (December 5)

Loews Giorgio Hotel303/782-9300

Washington (December 12)

Loews L'Enfant Plaza Hotel202/484-1000

Atlanta (December 20)

Atlanta Airport Hilton404/767-9000

Dallas Cowboys Cheerleaders

The Dallas Cowboys Cheerleaders recently reached a major milestone in the entertainment industry by making more international entertainment trips to U.S. military bases than any other professional performer or group over the course of the past decade. 1991 also marked another significant year in the history of the world famous organization as the Cheerleaders celebrated their 20th season on the sidelines of Texas Stadium.

The Cowboys transformed the idea of sideline cheerleaders in 1972 when they mixed a unique blend of glamour and dance with an old football tradition. Nobody at the time predicted the Dallas Cowboys Cheerleaders would become an international phenomenon, but that's precisely what happened.

The image and style of the Cowboys Cheerleaders has had an enormous influence on entertainment in sports. But while the Cowboys Cheerleaders have been imitated throughout the sports world, no one has been able to equal their stature.

The strength of their national popularity was evident during the Cowboys' Super Bowl years when two made-for-TV movies about the Cowboys Cheerleaders drew top ratings.

Besides being an integral part of Cowboys games at Texas Stadium, the Cheerleaders perform at numerous state fairs, college halftime shows and other events around the country.

The Cowboys Cheerleaders also donate their time to many charitable and civic causes. Every year the Cheerleaders visit hospitals, nursing homes and schools. They perform at telethons and other fund-raising events around the United States. And they bring their special brand of goodwill to American military bases in places like Korea, the Philippines, Cuba, Panama, the Indian Ocean and the Persian Gulf.

The Cowboys Cheerleaders' annual USO/Department of Defense tours every Christmas and spring have become a special tradition. Since 1979 the Cheerleaders have visited and entertained hundreds of thousands of United States military personnel all over the world on 20 USO/DOD tours.



Kelli McGonagill
Director



Tina Kalina
Marketing and Special
Events Coordinator



Judy Trammell
Choreographer

1992-93 Dallas Cowboys Cheerleaders

VETERANS

Lauren Ashworth	2nd Year
Dorie Braddy	3rd Year
Christina Carr	2nd Year
Ronda Cates	3rd Year
Wendy Clayton	2nd Year
Tandra Cromer	3rd Year
Natalie Cross	2nd Year
Kelly Drake	2nd Year
Shannon Frazier	2nd Year
Pamela Guyton	2nd Year
Kirsten Krueger	3rd Year

Amy Merriman-Lemon	2nd Year
Charlotte Lindsey	2nd Year
Stacy Malmay-Lurate	2nd Year
Susan Mitchell	3rd Year
Glenn Morrison	2nd Year
Wendy Newman	3rd Year
Suzanne Rouse	2nd Year
Danyce Scott	2nd Year
Carla Waddill	3rd Year
Dana Watkins	2nd Year
Alice Williams	3rd Year

ROOKIES

Nickole Anselmo
Leticia Avila
Kelley Blunt
Nicole Buggs
Melanie Butts
Carrie Chapman

Emily Clark
Stacie Drew
Yvette Flores
Preea Jernigan
Kara Jones
Jennifer Jones

Bobbie LaRue
Tammi Ratcliff
Jo Smith
Robin Spinks
Regina Tucker
Brooke Wicker

Cowboys on Radio

For the second straight year, KVIL-FM 103.7 will bring stereo sound to the National Football League with its broadcast of all Dallas Cowboys football games. State-of-the-art technology enables KVIL-FM to broadcast Cowboys games at home and away to a Metroplex audience in "close-up" stereo. Once again, KVIL will originate all games broadcast across "The Dallas Cowboys Radio Network," consisting of 101 stations in 97 markets and 11 states.

The veteran voice of the Dallas Cowboys, Brad Sham will again handle the play-by-play, while Dale Hansen brings his unique insights to the color commentary. KVIL's creative approach to pre-game coverage begins two hours prior to each kickoff. Live post-game locker room interviews with players and coaches will follow each game.

KVIL's coverage continues through the week with special programming that features Cowboys owner Jerry Jones, head coach Jimmy Johnson and selected star players. Cowboy coverage extends on a daily basis with KVIL's exclusive "Two Minute Drill."

Cowboys games will also be broadcast in Spanish on the "Dallas Cowboys Radio Network in Spanish" to over 30 stations throughout Texas, the southwest and Mexico. Armando Quintero and Mario Montez will call the action for the Cowboys games that will originate on KESS-AM in the Dallas/Fort Worth area.

The Dallas Cowboys Radio Network

TEXAS: Abilene, KNTS-FM; Alpine, KVLF-AM; Amarillo, KGNC-AM; Austin, KVET-AM; Beaumont, KLVI-AM; Big Spring, KBST-AM; Brady, KNEI-AM; Bridgeport, KWCS-FM; Brownwood, KBWD-AM; Bryan-College Station, KTAM-AM; Carthage, KGAS-AM; Center, KDTE-AM; Cleburne, KCLE-FM; Coleman, KSTA-FM; Corpus Christi, KEYS-AM; Crockett, KIVY-AM; Cuero, KQRO-AM; Dallas-Fort Worth, KVIL-FM; Dennison-Sherman, KLAQ-FM; Denton, KDNT-AM; Dimmitt, KDHN-FM; Edinburg, KURV-AM; El Paso, KRDD-AM; Fairfield, KNES-FM; Fort Stockton, KFST-AM; Fredericksburg, KNAF-AM; Gatesville, KRYL-FM; Gonzales, KCTI-AM/KPJN-FM; Greenville, KGVF-AM; Gilmer, KLSQ-FM; Hallettsville, KRJH-AM; Haskell, KVRP-FM; Hereford, KPAN-AM/FM; Houston, KSEV-AM; Jacksonville, KEBE-AM; Kerrville, KERV-AM; Kingsville, KNGV-FM; Lamesa, KPET-AM; Lampasas, KCYL-AM; Levelland, KLVT-AM; Liberty, KPXE-AM/KSHN-FM; Longview, KFRO-AM/KEES-AM; Lubbock, KFYO-AM; Lufkin, KRBA-AM; Marshall, KCUL-AM; Mexia, KYCX-AM/FM; Midland-Odessa, KCRS-AM; Mt. Pleasant, KALK-AM; New Boston, KTKX-FM; Paris, KPLT-AM; Perryton, KEYE-AM; Plainview, KVOP-AM; Rockdale, KRXT-FM; Rusk, KTLU-AM/KWRW-FM, San Angelo, KAYJ-AM; San Antonio, WOAI-AM; Silsbee, KWDX-FM; Seminole, KSEM-FM; Snyder, KSNY-AM; Sonora, KHOS-FM; Stephenville, KSTV-FM; Sulphur Springs, KSST-AM; Sweetwater, KXOX-AM; Temple, KTEM-AM; Terrell, KTLR-FM; Tulia, KTUE-AM; Tyler, KTBB-AM; Uvalde, KYUF-FM; Vernon, KVWC-AM; Victoria, KNAL-AM; Waco, WACO-AM; Wichita Falls, KWFT-AM; Woodville, KVLL-AM.

ALABAMA: Stevenson, WVSV-FM.

ARKANSAS: Blytheville, KLCN-AM; Ft. Smith, KFSA-AM; Little Rock, KARN-AM.

ARIZONA: Tucson, KTUC-AM.

LOUISIANA: Shreveport, KFLO-AM.

NORTH CAROLINA: Cherryville, WCSL-AM/WHOS-AM/WGNC-AM.

NEW MEXICO: Albuquerque, KKOBB-AM; Farmington, KWKY-FM; Gallup, KYVA-AM; Roswell, KBIM-FM; Silver City, KNFT-AM/FM.

OKLAHOMA: Ardmore, KKAJ-AM; Clinton, KXOL-AM; Durant, KLAQ-FM; Norman, WWLS-AM; Okmulgee, KOKL-AM; Ponca City, KLOR-FM; Shawnee, KGFF-AM; Tulsa, KQLL-AM; Wagoner, KXTD-AM.

TENNESSEE: Erwin, WXIS-FM.

VIRGINIA: Virginia Beach, WGH-AM.

WEST VIRGINIA: Martinsburg, WRNR-AM

Cowboys on Television

"Cowboys Special Edition"

"Cowboys Special Edition with Jerry Jones" is an inside look at the team televised every Saturday night at 6:30 p.m. on KDFW, Channel 4, in Dallas-Fort Worth. It is also syndicated to a regional network throughout the State and the southwest.

"The Jimmy Johnson Show"

"The Jimmy Johnson Show" is televised by KDFW, Channel 4, in Dallas-Fort Worth every Sunday morning at 11:00 a.m. during the season. Produced by The SilverStar Network and hosted by Channel 4 Sports Director Ted Dawson, it is also syndicated on a regional network throughout the State of Texas and the southwest.

The SilverStar Network

214-556-9358

Brenda Bushell

Director of Television

The SilverStar Network is a full-service production, sales and syndication unit formed in 1990 and owned by the Dallas Cowboys Football Club.

John Chang - Senior Videographer/Editor

Roger Greene - Videographer

Chris Morris - Production Coordinator

Rose M. Squillacote - Business Manager/Syndication

Cowboys in Print

"Dallas Cowboys Weekly"

"Dallas Cowboys Weekly" remains the largest team publication in sports with a circulation of nearly 50,000. Published by Russ Russell and edited by Jim Browder, the 17-year-old Cowboys Weekly reaches fans across the nation 32 times a year with action photos, game stories, inside information, profiles of players and cheerleaders and much more. Fans interested in subscribing to the DCW should call 214-556-9972. An annual subscription for 32 issues is priced at \$28.95.

"GameDay"

"GameDay" is the souvenir magazine sold only at Cowboys home games. GameDay gives you lineups, player photos, updated statistics, news and features about the Cowboys and other NFL teams.

"Dallas Cowboys Bluebook"

"Dallas Cowboys Bluebook" is the team's annual yearbook. Re-designed for the 1990's, the Bluebook is now loaded with color photos of Cowboys players, cheerleaders and coaches, and information about the team. The Bluebook is available by mail or at the Pro Shop at Texas Stadium. Books can be purchased by sending \$8.95 to the Dallas Cowboys, Attention Bluebook, One Cowboys Parkway, Irving, TX 75063..



Entertainment Activities



★ Bill Lively

Bill Lively is the Cowboys' executive entertainment producer. Named to the position in 1989, Lively coordinates the presentation of all entertainment components of Dallas Cowboys football games at Texas Stadium.

The entertainment presentation at Cowboys games is recognized throughout the NFL as one of the most complete and state-of-the-art productions in all of professional sports. That entertainment includes the Cowboys Cheerleaders, DiamondVision scoreboard, public address announcer, recorded music, strolling bands outside the stadium, the Cowboys Trumpets plus pregame and halftime events.

Lively is also the Vice President for University Advancement at Southern Methodist University. He directed the Cowboys Band for 14 years and is the former director of the SMU Band.

1992 Halftime Activities

- Aug. 15 (Houston)** Dallas Cowboys Cheerleaders
- Aug. 22 (Denver)** Pee Wee Football Games
- Aug. 28 (Chicago)** Dallas Cowboys Alumni
- Sept. 7 (Washington)** National United Way Campaign Kickoff
- Sept. 20 (Phoenix)** SMU Mustang Band
- Oct. 11 (Seattle)** University of Oklahoma Marching Band
- Oct. 18 (Kansas City)** Dallas Cowboys Cheerleaders Competition
- Nov. 1 (Philadelphia)** Texas A & M Marching Band
- Nov. 15 (L.A. Rams)** Dallas Cowboys Cheerleaders
- Nov. 26 (N.Y. Giants)** Huggies Baby Derby
- Dec. 27 (Chicago)** NFL Punt, Pass and Kick Competition



★ Murphy Martin

The Voice of Texas Stadium, Murphy Martin, returns to his familiar role as the Dallas Cowboys public address announcer again in 1992. A veteran network news anchorman, Martin has handled nearly every type of P.A. responsibility at Texas Stadium for the past 18 years.

Martin has also manned the public address announcer's booth for the pregame and half-time festivities at three NFL Super Bowls.

Cowboys Attendance Records

The Cowboys played in the Cotton Bowl (capacity 72,132 in 1970) from 1960 until Texas Stadium was opened on Oct. 24, 1971 against New England. In 1985 seats were removed from Texas Stadium to make room for 118 Crown Suites.

TOTAL ATTENDANCE

Year	Home Games (No.)	Avg.	Percent Change	Road Games (No.)	Pre-Season Games (No.)	Post-Season Games	Grand Total
1960	128,500 (6)	21,417	—	214,820 (6)	120,284 (6)	—	463,604
1961	172,000 (7)	24,571	+ 33.9%	251,443 (7)	97,584 (5)	—	521,027
1962	152,446 (7)	21,778	- 11.4%	278,807 (7)	178,683 (5)	—	609,936
1963	188,727 (7)	26,961	+ 23.8%	280,062 (7)	214,290 (5)	—	683,079
1964	268,661 (7)	38,380	+ 42.3%	356,339 (7)	207,751 (5)	—	832,751
1965	388,912 (7)	55,559	+ 44.8%	366,390 (7)	199,395 (5)	65,569	1,020,266
1966	473,373 (7)	67,625	+ 21.7%	408,889 (7)	238,186 (5)	75,504	1,195,952
1967	460,476 (7)	65,782	- 2.7%	402,843 (7)	278,511 (5)	121,647	1,263,477
1968	470,110 (7)	67,158	+ 2.1%	401,626 (7)	300,909 (6)	104,458	1,277,103
1969	443,352 (7)	63,336	- 5.7%	434,477 (7)	384,095 (6)	100,472	1,362,396
1970	411,531 (7)	58,790	- 7.2%	398,377 (7)	347,327 (6)	212,847	1,370,082
1971	466,220 (7)	66,603	+ 13.3%	416,043 (7)	375,250 (6)	195,716	1,454,229
1972	446,990 (7)	63,856	- 4.1%	391,852 (7)	474,273 (7)	114,343	1,427,458
1973	433,030 (7)	61,861	- 3.1%	423,177 (7)	355,994 (6)	128,815	1,341,016
1974	373,435 (7)	53,348	- 13.8%	378,233 (7)	284,620 (6)	—	1,036,288
1975	402,294 (7)	57,471	+ 7.7%	404,073 (7)	273,567 (6)	211,095	1,291,029
1976	412,698 (7)	58,957	+ 2.6%	414,867 (7)	320,564 (6)	62,436	1,210,565
1977	432,885 (7)	61,840	+ 5.0%	398,486 (7)	329,549 (6)	201,288	1,362,208
1978	498,865 (8)	62,358	+ 0.9%	484,905 (8)	260,344 (4)	206,464	1,450,578
1979	508,965 (8)	63,621	+ 0.2%	488,432 (8)	268,989 (5)	64,792	1,331,178
1980	477,378 (8)	59,672	- 6.2%	492,828 (8)	244,612 (4)	195,251	1,410,069
1981	511,541 (8)	63,943	+ 7.2%	502,392 (8)	243,849 (4)	125,373	1,383,155
1982	269,981 (5)	53,996	- 15.6%	217,153 (4)	208,057 (4)	184,059	879,250
1983	505,793 (8)	63,224	+ 17.1%	481,230 (8)	217,621 (4)	43,521	1,248,165
1984	479,733 (8)	59,967	- 5.2%	523,951 (8)	203,646 (4)	—	1,207,330
1985	478,958 (8)	59,870	- 0.2%	489,913 (8)	193,795 (4)	66,351	1,229,017
1986	469,806 (8)	58,726	- 1.9%	518,627 (8)	299,134 (5)	—	1,287,567
1987	344,406 (7)	49,201	- 16.2%	416,141 (8)	199,327 (4)	—	959,874
1988	393,129 (8)	49,141	- 0.1%	528,529 (8)	177,080 (4)	—	1,098,738
1989	418,346 (8)	52,293	+ 6.4%	490,586 (8)	215,219 (4)	—	1,124,151
1990	475,432 (8)	59,429	+ 13.7%	483,944 (8)	173,716 (4)	—	1,133,092
1991	501,901 (8)	62,738	+ 5.6%	537,101 (8)	219,022 (4)	140,884	1,398,908
Total	12,859,874 (233)	55,193	—	13,276,536 (233)	8,105,243 (160)	2,621,885	36,863,538

LARGEST CROWDS

Home
Regular Season
80,259 vs. Cleveland, Nov. 24, 1966
79,965 vs. St. Louis, Dec. 4, 1966
*66,689 vs. Jets, Dec. 4, 1971
†64,530 vs. New Orleans, Dec. 8, 1991

Postseason
75,504 vs. Green Bay, Jan. 1, 1967
*66,311 vs. San Francisco, Jan. 2, 1972

Preseason
78,807 vs. Green Bay, Aug. 28, 1967
*65,405 vs. Houston, Aug. 5, 1972
†63,582 vs. Houston, Sept. 2, 1989
*Texas Stadium record
†Texas Stadium record after 1985 improvements

Away
Regular Season
84,850 @ Cleveland, Nov. 2, 1969
84,278 @ New Orleans, Nov. 3, 1968

Postseason
84,483 @ L.A. Rams, Jan. 4, 1976

Preseason
87,381 @ L.A. Rams, Aug. 8, 1969

SMALLEST CROWDS

Home
†10,000 — San Francisco 26, Dallas 14; Nov. 20, 1960
12,692 — Chicago 34, Dallas 33; Nov. 18, 1962

Away
4,954 — Dallas 38, Minnesota 13; Aug. 5, 1961 in Sioux Falls, S.D.
12,370 — Dallas 38, N.Y. Jets 24; Oct. 4, 1987
†Estimated; no turnstiles in Cotton Bowl in 1960 and 1961

SELLOUT STREAKS

Longest home sellout streak — 44 straight games (began 10/16/77 vs. Washington, ended 11/21/82 vs. Tampa Bay) regular season and playoffs

Last home non-sellout (regular season and playoffs) — 12/16/90 vs. Phoenix (8 straight)

Longest road sellout streak — 43 straight games (began 9/24/79 @ Cleveland, ended 11/18/84 @ Buffalo)

Last road non-sellout (regular season and playoffs) — 9/22/91 @ Phoenix (6 straight)



1991 Final Standings

AMERICAN FOOTBALL CONFERENCE

Eastern Division

	W	L	T	Pct.	Pts.	OP
*Buffalo	13	3	0	.813	458	318
**N.Y. Jets	8	8	0	.500	314	293
Miami	8	8	0	.500	343	349
New England	6	10	0	.375	211	305
Indianapolis	1	15	0	.063	143	381

Central Division

*Houston	11	5	0	.688	386	251
Pittsburgh	7	9	0	.438	292	344
Cleveland	6	10	0	.375	293	298
Cincinnati	3	13	0	.188	263	435

Western Division

*Denver	12	4	0	.750	304	235
**Kansas City	10	6	0	.625	322	252
**L.A. Raiders	9	7	0	.563	298	297
Seattle	7	9	0	.438	276	261
San Diego	4	12	0	.250	274	342

*Division Champion

**Wild Card Team

New York Jets finished ahead of Miami based on head-to-head sweep (2-0).

NATIONAL FOOTBALL CONFERENCE

Eastern Division

	W	L	T	Pct.	Pts.	OP
*Washington	14	2	0	.875	485	224
**Dallas	11	5	0	.688	342	310
Philadelphia	10	6	0	.625	285	244
N.Y. Giants	8	8	0	.500	281	297
Phoenix	4	12	0	.250	196	344

Central Division

*Detroit	12	4	0	.750	339	295
**Chicago	11	5	0	.688	299	269
Minnesota	8	8	0	.500	301	306
Green Bay	4	12	0	.250	273	313
Tampa Bay	3	13	0	.188	199	365

Western Division

*New Orleans	11	5	0	.688	341	211
**Atlanta	10	6	0	.625	361	338
San Francisco	10	6	0	.625	393	239
L.A. Rams	3	13	0	.188	199	365

*Division Champion

**Wild Card Team

Atlanta finished ahead of San Francisco based on head-to-head sweep (2-0).

1991 NFL POSTSEASON AT A GLANCE

(home team in caps)

AFC First Round Playoff Games

KANSAS CITY 10, L.A. Raiders 6

HOUSTON 17, N.Y. Jets 10

AFC Divisional Playoff Games

DENVER 26, Houston 24

BUFFALO 37, Kansas City 14

AFC Championship Game

BUFFALO 10, Denver 7

NFC First Round Playoff Games

Atlanta 27, NEW ORLEANS 20

Dallas 17, CHICAGO 13

NFC Divisional Playoff Games

WASHINGTON 24, Atlanta 7

DETROIT 38, Dallas 6

NFC Championship Game

WASHINGTON 41, Detroit 10

Super Bowl XXVI at Metrodome, Minneapolis, Minnesota

Washington 38, BUFFALO 17

AFC-NFC Pro Bowl at Honolulu, Hawaii

NFC 21, AFC 15

1992 NFL Post Season Games

SATURDAY, JANUARY 2

FIRST-ROUND GAMES

SUNDAY, JANUARY 3

FIRST-ROUND GAMES

SATURDAY, JANUARY 9

SECOND-ROUND GAMES

SUNDAY, JANUARY 10

SECOND-ROUND GAMES

SUNDAY, JANUARY 17

AFC CHAMPIONSHIP GAME

NFC CHAMPIONSHIP GAME

SUNDAY, JANUARY 31

SUPER BOWL XXVII (Pasadena, CA)

SUNDAY, FEBRUARY 7

AFC-NFC PRO BOWL

AT HONOLULU, HAWAII



1992 NATIONAL FOOTBALL LEAGUE SCHEDULE

(All times local)



SUNDAY, SEPT. 6 (1st Weekend)

Cincinnati at Seattle	1:00
Cleveland at Indianapolis	12:00
Detroit at Chicago	12:00
Kansas City at San Diego	1:00
Los Angeles Rams at Buffalo	1:00
Minnesota at Green Bay	12:00
New England at Miami	4:00
New Orleans at Philadelphia	1:00
New York Jets at Atlanta	1:00
Phoenix at Tampa Bay	4:00
Pittsburgh at Houston	12:00
San Francisco at New York Giants	4:00
Los Angeles Raiders at Denver	6:00

MONDAY, SEPT. 7

Washington at Dallas	8:00
----------------------	------

SUNDAY, SEPT. 13 (2nd Weekend)

Atlanta at Washington	1:00
Buffalo at San Francisco	1:00
Chicago at New Orleans	12:00
Dallas at New York Giants	1:00
Green Bay at Tampa Bay	1:00
Houston at Indianapolis	3:00
Los Angeles Raiders at Cincinnati	1:00
Minnesota at Detroit	1:00
New England at Los Angeles Rams	1:00
New York Jets at Pittsburgh	4:00
San Diego at Denver	2:00
Seattle at Kansas City	12:00
Philadelphia at Phoenix	5:00

MONDAY, SEPT. 14

Miami at Cleveland	9:00
--------------------	------

SUNDAY, SEPT. 20 (3rd Weekend)

Cincinnati at Green Bay	12:00
Cleveland at Los Angeles Raiders	1:00
Denver at Philadelphia	1:00
Detroit at Washington	4:00
Kansas City at Houston	12:00
Los Angeles Rams at Miami	4:00
New Orleans at Atlanta	1:00
Phoenix at Dallas	3:00
Pittsburgh at San Diego	1:00
San Francisco at New York Jets	1:00
Seattle at New England	1:00
Tampa Bay at Minnesota	12:00
Indianapolis at Buffalo	8:00

MONDAY, SEPT. 21

New York Giants at Chicago	8:00
----------------------------	------

SUNDAY, SEPT. 27 (4th Weekend)

Open Dates: Five NFC East teams;
AFC East Fifth-Place team

Atlanta at Chicago	12:00
Buffalo at New England	1:00
Denver at Cleveland	1:00
Miami at Seattle	1:00
Minnesota at Cincinnati	1:00
New York Jets at Los Angeles Rams	1:00
Pittsburgh at Green Bay	3:00
San Diego at Houston	12:00
Tampa Bay at Detroit	1:00
San Francisco at New Orleans	7:00

MONDAY, SEPT. 28

Los Angeles Raiders at Kansas City	8:00
------------------------------------	------

SUNDAY, OCT. 4 (5th Weekend)

Open Date: Four AFC Central teams

Chicago at Minnesota	12:00
Green Bay at Atlanta	1:00
Indianapolis at Tampa Bay	1:00
Kansas City at Denver	2:00
Los Angeles Rams at San Francisco	1:00

SUNDAY, OCT. 4 (5th Weekend Cont.)

Miami at Buffalo	1:00
New Orleans at Detroit	1:00
New York Giants at Los Angeles Raiders	1:00
Seattle at San Diego	1:00
Washington at Phoenix	1:00
New England at New York Jets	8:00

MONDAY, OCT. 5

Dallas at Philadelphia	9:00
------------------------	------

SUNDAY, OCT. 11 (6th Weekend)

Open Dates: Five NFC Central teams;
AFC West Fifth-Place team

Atlanta at Miami	1:00
Buffalo at Los Angeles Raiders	1:00
Houston at Cincinnati	4:00
New York Jets at Indianapolis	3:00
Philadelphia at Kansas City	12:00
Phoenix at New York Giants	1:00
Pittsburgh at Cleveland	1:00
San Francisco at New England	1:00
Seattle at Dallas	12:00
Los Angeles Rams at New Orleans	6:30

MONDAY, OCT. 12

Denver at Washington	9:00
----------------------	------

THURSDAY, OCT. 15 (7th Weekend)

Open Dates: Four AFC East teams

Detroit at Minnesota	6:30
----------------------	------

SUNDAY, OCT. 18

Atlanta at San Francisco	1:00
Green Bay at Cleveland	1:00
Houston at Denver	2:00
Kansas City at Dallas	12:00
Los Angeles Raiders at Seattle	1:00
New Orleans at Phoenix	1:00
New York Giants at Los Angeles Rams	1:00
Philadelphia at Washington	1:00
San Diego at Indianapolis	12:00
Tampa Bay at Chicago	12:00

MONDAY, OCT. 19

Cincinnati at Pittsburgh	9:00
--------------------------	------

SUNDAY, OCT. 25 (8th Weekend)

Open Dates: Four NFC West teams

Chicago at Green Bay	12:00
Cincinnati at Houston	12:00
Cleveland at New England	4:00
Dallas at Los Angeles Raiders	1:00
Denver at San Diego	1:00
Detroit at Tampa Bay	1:00
Indianapolis at Miami	4:00
Phoenix at Philadelphia	1:00
Seattle at New York Giants	1:00
Washington at Minnesota	12:00
Pittsburgh at Kansas City	6:30

MONDAY, OCT. 26

Buffalo at New York Jets	9:00
--------------------------	------

SUNDAY, NOV. 1 (9th Weekend)

Open Dates: Four AFC West teams

Cleveland at Cincinnati	4:00
Green Bay at Detroit	1:00
Houston at Pittsburgh	1:00
Indianapolis at San Diego	1:00
Los Angeles Rams at Atlanta	1:00
Miami at New York Jets	1:00
New England at Buffalo	1:00
Philadelphia at Dallas	3:00
San Francisco at Phoenix	2:00
Tampa Bay at New Orleans	12:00
New York Giants at Washington	8:00

MONDAY, NOV. 2

Minnesota at Chicago	8:00
----------------------	------

SUNDAY, NOV. 8 (10th Weekend)

Cleveland at Houston	12:00
Dallas at Detroit	1:00
Green Bay at New York Giants	1:00
Los Angeles Raiders at Philadelphia	1:00
Miami at Indianapolis	1:00
Minnesota at Tampa Bay	1:00
New Orleans at New England	1:00
New York Jets at Denver	2:00
Phoenix at Los Angeles Rams	1:00
Pittsburgh at Buffalo	4:00
San Diego at Kansas City	3:00
Washington at Seattle	1:00
Cincinnati at Chicago	7:00

MONDAY, NOV. 9

San Francisco at Atlanta	9:00
--------------------------	------

SUNDAY, NOV. 15 (11th Weekend)

Chicago at Tampa Bay	4:00
Cincinnati at New York Jets	1:00
Detroit at Pittsburgh	1:00
Houston at Minnesota	12:00
Los Angeles Rams at Dallas	12:00
New England at Indianapolis	1:00
New Orleans at San Francisco	1:00
Philadelphia vs. Green Bay at Milwau.	12:00
Phoenix at Atlanta	1:00
San Diego at Cleveland	1:00
Seattle at Los Angeles Raiders	1:00
Washington at Kansas City	12:00
New York Giants at Denver	6:00

MONDAY, NOV. 16

Buffalo at Miami	9:00
------------------	------

SUNDAY, NOV. 22 (12th Weekend)

Atlanta at Buffalo	1:00
Cleveland at San Jose	12:00
Dallas at Phoenix	2:00
Denver at Los Angeles Raiders	1:00
Detroit at Cincinnati	1:00
Green Bay at Chicago	12:00
Houston at Miami	1:00
Indianapolis at Pittsburgh	1:00
New York Jets at New England	4:00
Philadelphia at New York Giants	1:00
San Francisco at Los Angeles Rams	1:00
Tampa Bay at San Diego	1:00
Kansas City at Seattle	5:00

MONDAY, NOV. 23

Washington at New Orleans	8:00
---------------------------	------

THURSDAY, NOV. 26 (13th Weekend)

Houston at Detroit	12:30
New York Giants at Dallas	3:00

SUNDAY, NOV. 29

Buffalo at Indianapolis	4:00
Chicago at Cleveland	1:00
Kansas City at New York Jets	1:00
Miami at New Orleans	12:00
Minnesota at Los Angeles Rams	1:00
New England at Atlanta	1:00
Philadelphia at San Francisco	1:00
Phoenix at Washington	1:00
Pittsburgh at Cincinnati	1:00
Tampa Bay vs. Green Bay at Milwau.	12:00
Los Angeles Raiders at San Diego	5:00

MONDAY, NOV. 30

Denver at Seattle	6:00
-------------------	------

THURSDAY, DEC. 3 (14th Weekend)

Atlanta at New Orleans	7:00
------------------------	------

SUNDAY, DEC. 6 (14th Weekend Cont.)

Cincinnati at Cleveland	1:00
Dallas at Denver	2:00
Detroit vs. Green Bay at Milwau.	12:00
Indianapolis at New England	1:00
Kansas City at Los Angeles Raiders	1:00
Miami at San Francisco	1:00
Minnesota at Philadelphia	1:00
New York Jets at Buffalo	1:00
San Diego at Phoenix	2:00
Seattle at Pittsburgh	1:00
Washington at New York Giants	4:00
Los Angeles Rams at Tampa Bay	8:00

MONDAY, DEC. 7

Chicago at Houston	8:00
--------------------	------

SATURDAY, DEC. 12 (15th Weekend)

Denver at Buffalo	12:30
New York Giants at Phoenix	2:00

SUNDAY, DEC. 13

Atlanta at Tampa Bay	1:00
Cincinnati at San Diego	1:00
Cleveland at Detroit	1:00
Dallas at Washington	1:00
Indianapolis at New York Jets	1:00
New England at Kansas City	12:00
New Orleans at Los Angeles Rams	1:00
Philadelphia at Seattle	1:00
Pittsburgh at Chicago	12:00
San Francisco at Minnesota	12:00
Green Bay at Houston	7:00

MONDAY, DEC. 14

Los Angeles Raiders at Miami	9:00
------------------------------	------

SATURDAY, DEC. 19 (16th Weekend)

Tampa Bay at San Francisco	1:00
Kansas City at New York Giants	12:30

SUNDAY, DEC. 20

Buffalo at New Orleans	12:00
Chicago at Detroit	4:00
Houston at Cleveland	1:00
Los Angeles Rams at Green Bay	12:00
Minnesota at Pittsburgh	1:00
New England at Cincinnati	1:00
Phoenix at Indianapolis	1:00
San Diego at Los Angeles Raiders	1:00
Seattle at Denver	2:00
Washington at Philadelphia	1:00
New York Jets at Miami	8:00

MONDAY, DEC. 21

Dallas at Atlanta	9:00
-------------------	------

SATURDAY, DEC. 26 (17th Weekend)

Los Angeles Raiders at Washington	4:00
New Orleans at New York Jets	12:30

SUNDAY, DEC. 27

Atlanta at Los Angeles Rams	1:00
Chicago at Dallas	3:00
Cleveland at Pittsburgh	1:00
Denver at Kansas City	12:00
Green Bay at Minnesota	12:00
Indianapolis at Cincinnati	1:00
Miami at New England	1:00
New York Giants at Philadelphia	1:00
San Diego at Seattle	1:00
Tampa Bay at Phoenix	2:00
Buffalo at Houston	7:00

MONDAY, DEC. 28

Detroit at San Francisco	6:00
--------------------------	------

It's it and that's that.TM



Proud Sponsor of



MILLER BREWING COMPANY
REMINDS YOU TO PLEASE:



Miller Brewing Co., Milwaukee, WI

If you're looking for a completely worry-free phone system that you can just plug in and forget about, call GTE at 1-800-462-6000 and ask for CentraNet. If you've missed any part of this message, stay on the line. This message will repeat.

CentraNet®

