



DALLAS COWBOYS



2000
Media
Guide



TOM LANDRY

1924 - 2000

"We will never be able to measure the complete significance of Coach Landry's contributions to the Dallas Cowboys. Simply stated, he is the single most important figure in the history of this franchise."

"His legacy and his influence, however, extend far beyond this organization. In one individual, Tom Landry captured the essence of this sport, the spirit of this state and all of the virtues that athletic competition provide for our society."

"His strength, faith and humility are responsible for so much of what the Dallas Cowboys are all about, and he courageously displayed those characteristics throughout his lifetime – in victory, defeat, prosperity and illness."

"He will remain an inspiration for as long as young men and boys play this game, and his name – and his presence – will be forever woven throughout the fabric of American football."

– Jerry Jones

FINGERTIP INFORMATION

OFFICE ADDRESS

Cowboys Center
One Cowboys Parkway
Irving, Texas 75063-4727
Executive Office 972/556-9900

COWBOYS TICKET OFFICE

Texas Stadium
2401 E. Airport Freeway
Irving, Texas 75062
Ticket Office 972/785-5000

Rainbow/Ticketmaster Outlets:

All Fiesta, Foley's and Kroger stores

Charge Tickets by Phone

Rainbow/Ticket Master Outlets:
214/953-1500

Out of Town

(for exact locations call phone number listed)

Houston 713/629-3700
El Paso 915/544-8444
San Antonio 210/224-9600



HOME FIELD

Texas Stadium (Capacity 65,675)

COLORS

Blue (PMS 281)
Metallic Silver Blue (PMS 8280)
Silver (PMS 422) • White

2000 TRAINING CAMP DATA

LOCATION

Midwestern State University
3410 Taft Blvd.
Wichita Falls, TX 76308

DATES

July 17 through August 18

REPORTING DATE:

All players report on Monday, July 17

PHONE NUMBERS:

Fan Hotline940/397-7777
Switchboard940/397-6700
Public Relations940/397-6910
Fax Line940/397-6877

Directory	2
2000 Schedule	4

THE FRONT OFFICE

Jones, Jerry	6
Jones, Stephen	11
Campo, Dave	12
Coaching Staff	15
Player Personnel	33

THE PLAYERS

Draft, All-Time (1960-2000)	181
Free Agency	190
Honors, All-Time	176
Players	
Biographies, Draft Choices	154
Biographies, Free Agent Rookies	159
Biographies, Veterans	42
Biographies, Others with Pro Exp.	153

Rosters

All-Time, Alphabetical	165
All-Time by College	170
All-Time, Numerical	171
2000 Veterans	164
2000 Rookies	163

1999 SEASON

Statistics, 1999	200
Season at a Glance, 1999	192

THE RECORDS

Big Days/Regular Season	237
Largest Margin of Victory	226
Largest Margin of Defeat	226
Last Time	239
Longest Plays/Regular Season	235
Individual Records/Regular Season ..	217
Team Records/Regular Season	227
Records/Temperatures	216
Statistical Leaders, All-Time	206
Statistical Leaders by Year	210
Team Statistics by Year	208

THE PLAYOFF RECORDS

Big Days/Playoffs	251
Longest Plays/Playoffs	252
Records/Playoff	242

THE HISTORY

Attendance	282
Consecutive Winning Seasons	283
Historical Highlights	273
Hall of Fame	272
Thanksgiving Day, etc. Results	283
Opponents	262
Overtime Games	284
Preseason Results, All-Time	260
Results, All-Time	254
Ring of Honor	269
Thanksgiving Day Results	283

THE SIDELINES

Cheerleaders	289
Community Outreach	292
Cowboys in Print	291
Cowboys on Radio	290
Cowboys on Television	291
Cowboys on the Web	288
NFL Standings, 1999	298
NFL Schedule, 2000	299
Road Itinerary	288
Texas Stadium	286
Tom Landry Biography	296
Training Camp	287

Cowboys Club Directory

FRONT OFFICE

Jerry Jones, President and General Manager
Stephen Jones, Chief Operating Officer/
 Executive Vice President/Director of
 Player Personnel
Charlotte Anderson, Vice President/Director
 of Charities and Special Events
Jerry Jones, Jr., Vice President/Legal/
 Director of Internet
George Hays, Vice President of Marketing

COACHING STAFF

Dave Campo, Head Coach
Joe Avezzano, Special Teams
Bill Bates, Defensive Backs
Wes Chandler, Wide Receivers
George Edwards, Linebackers
Buddy Geis, Offensive Nickel Package
Steve Hoffman, Kickers/Quality Control
Hudson Houck, Offensive Line
Jim Jeffcoat, Defensive Ends
Joe Juraszek, Strength and Conditioning
Les Miles, Tight Ends
Andre Patterson, Defensive Tackles
Clancy Pendergast, Defensive Nickel
 Package
Jack Reilly, Offensive Coordinator
Tommie Robinson, Special Teams Assistant
Clarence Shelmon, Running Backs
Glenn Smith, Offensive Assistant
Wade Wilson, Quarterbacks
Mike Zimmer, Defensive Coordinator
Tony Ollison, Assistant Strength and
 Conditioning
Bennie Wylie, Assistant Strength and
 Conditioning
Laura Fryar, Assistant to the Head Coach
Gail Arlington, Administrative Assistant

PLAYER PERSONNEL

Stephen Jones, Director of Player Personnel
Larry Lacewell, Director of College and Pro
 Scouting
Chris Hall, Scouting Assistant
Todd Williams, Personnel Assistant
College
Walter Juliff, Assistant Director of College
 Scouting
Tom Ciskowski, Scout
Jim Garrett, Scout
Tommy Hart, Scout
Jim Hess, Scout
Henry Sroka, Scout
Walt Yowarsky, Scout
Pro
Bryan Broadus, Assistant Director of Pro
 Scouting
Larry Dixon, Advance Scout
Chief Conwoop, Pro Personnel Assistant
Bill Hitt, AFC
Jim Dodson, NFC

MARKETING

George Hays, Vice President of Marketing
Charlotte Anderson, Vice President/Director
 of Marketing and Special Events
John Hickman, Director of Sales and
 Marketing
Jeff Wautros, Sales and Marketing
 Coordinator
Donna Sullivan, Marketing Assistant
Jamey Garner, Marketing Assistant
Ted Olivetrea, Mascot Coordinator

FRONT OFFICE STAFF

Marylyn Love, Executive Assistant to the
 General Manager
Bruce Mays, Director of Operations
Robert Newhouse, Director of Player
 Assistance and Development
Susan Skaggs, Director of Civic Affairs
Vincent Thompson, Director of Human
 Resources
Craig Glieber, Assistant Director of
 Operations
Steve Carichoff, Operations Assistant
Connie Shaffer, Administrative Assistant
Bethany Henze, Human Resources
 Assistant
Sheri Bybee, Administrative Assistant

PUBLIC RELATIONS

Rich Dalrymple, Director of Public Relations
Brett Daniels, Assistant Director of Public
 Relations
Doug Hood, Assistant
Emily Robbins, Assistant/Community
 Relations Director

MEDICAL

Jim Maurer, Head Athletic Trainer
Britt Brown, Associate Athletic Trainer
Bob Haas, Assistant Athletic Trainer
Warren Young, Intern
Dr. Dan Cooper, Team Physician
Dr. Andrew Dossett, Team Physician
Dr. J.R. Zamorano, Team Physician
Dr. Robert Fowler, Team Physician

EQUIPMENT

Mike McCord, Equipment Manager
Bucky Buchanan, Assistant Equipment
 Manager
Clyde Howard, Assistant
Kevin Mutscher, Intern

VIDEO

Robert Blackwell, Director
Mike Maples, Assistant
Jack Murray, Assistant

TICKET OPERATIONS

Carol Padgett, Director of Ticket Operations
Ann Bihari, Assistant Director of Ticket Operations
Joy Dotson, Secretary
Sonia Hacic, Ticket Representative
Andrea Payne, Ticket Representative
Ruth Ramirez, Ticket Representative
Christopher Rogers, Ticket Representative
Casey Yocum, Ticket Representative

TICKET SALES AND PROMOTIONS

Joel Finglass, Director
Travis Clark, Assistant Director
Jim Engstrom, Assistant Director
Dana Elliott, Office Manager
Dale Boutwell, Sales
Michelle Fraser, Sales
Tandra Johnson, Sales
Chris Linehan, Sales
Eric Mock, Sales
Ronda Moren, Sales
Grady Siske, Sales
Leslie Vitale, Sales

ACCOUNTING

Robert Nunez, Treasurer
Jamé Grazer, Director of Reporting
Brian England, Payroll Manager
Kristi Burnham, Accounting Staff
Tammy Clowers, Accounting Staff
Carla Howard, Accounting Staff
Cathy Lowe, Accounting Staff
David Thomasson, Accounting Staff

INFORMATION TECHNOLOGY

Robert Nunez, IT Director
David Land, Network Administrator
Jayd Yoshino, Network Engineer
Al Gibson, Network Engineer

INTERNET

Jerry Jones, Jr., Vice President/Legal/
 Director of Internet
Derek Engleton, Internet Manager
Alan Larkin, Internet Webmaster
Nick Eatman, Internet Writer

BUILDING OPERATIONS/PRACTICE FIELDS

Steve Landers, Director of Facilities
Clay Braudrick, Assistant
Al Walker, Assistant
Kathy Coleman, Mail Room/Supplies
Bryan Wansley, Mail Room Assistant
Curtis Manning, Security
Jake Jacobs, Security
Jesse Alonzo, Security

COWBOYS WEEKLY NEWSPAPER

Russ Russell, Publisher
Ron Spain, Editor
Sharon Carnahan, Circulation Manager
Cheryl Harris, Production Manager
Kay Clark, Administrative Assistant
Jonnie Haug, Assistant

COWBOYS TELEVISION PRODUCTION

John Chang, Director of Television
Scott Purcel, Senior Producer
Gina Miller, Producer and Reporter
Roxanne Medina, Producer and Videographer
Brenda Davenport, Syndication and Traffic Manager

DALLAS COWBOYS CHEERLEADERS

Charlotte Anderson, President
Kelli McGonagill Finglass, Director
Judy Trammell, Choreographer
Shelly Roper McCaslin
Dan Devens
Kandra Hall
Rachel Durbin

TEXAS STADIUM

Stephen Jones, President
Bruce Hardy, Vice President and General Manager
Amy Phillips, Vice President of Food and Beverage
Ron Underwood, Director of Operations
Glenn Kimberlin, Administrative Assistant/Operations
Becky Elliott, Administrative Assistant
Terri Van Hooser, Controller
Susan Van Dyke, Accounting Staff
Phil Caruso, Accounting Staff
Sam Williams, Accounting Staff
Stephanie Downes, Executive Assistant
David Lavender, Director of Maintenance
Steve Epperson, Director of Housekeeping
Bill Priakos, Director of Merchandising
Andre Landry, Game Day Merchandising Coordinator
Mike Denton, Catalog/Mail Store Coordinator
George Wasai, Director of Concessions
Jeannie Sprufers, Director of Suite Services
Eduardo Alvarez, Executive Chef
Felipe Tirado, Sous Chef
Tiffany Garrett, Catering Sales Manager
Wes Harrell, Beverage Manager
Roderick Mitchell, Concessions Manager
Tanya Price, Stadium Club Manager
Heather Hobbs, Suite Services Coordinator
Maria Miranda, Banquet Manager
Kristi Behlmann, Concessions Assistant

DALLAS COWBOYS

2000 SCHEDULE

Date	Preseason Games (TV)	Dallas Time
Sun., July 30	PITTSBURGH (KTVT/CBS11)	7:00 p.m.
Sat., Aug. 5	Atlanta @ Tokyo (ESPN)	9:00 p.m.
Sun., Aug. 13	OAKLAND (KTVT/CBS11)	6:00 p.m.
Sat., Aug. 19	@ Denver (KTVT/CBS11)	8:00 p.m.
Thurs., Aug. 24	ST. LOUIS (ESPN)	7:35 p.m.

Regular-Season Games (TV)

Sun., Sept. 3	PHILADELPHIA (FOX)	3:05 p.m.
Sun., Sept. 10	@ Arizona (ESPN)	7:35 p.m.
Mon., Sept. 18	@ Washington (ABC)	8:00 p.m.
Sun., Sept. 24	SAN FRANCISCO (FOX)	Noon
Sun., Oct. 1	@ Carolina (FOX)	Noon
Sun., Oct. 8	Bye	
Sun., Oct. 15	@ N.Y. Giants (FOX)	Noon
Sun., Oct. 22	ARIZONA (FOX)	Noon
Sun., Oct. 29	JACKSONVILLE (CBS)	3:15 p.m.
Sun., Nov. 5	@ Philadelphia (FOX)	Noon
Sun., Nov. 12	CINCINNATI (CBS)	Noon
Sun., Nov. 19	@ Baltimore (FOX)	3:15 p.m.
Thurs., Nov. 23	MINNESOTA (FOX)	3:05 p.m.
Sun., Dec. 3	@ Tampa Bay (FOX)	Noon
Sun., Dec. 10	WASHINGTON (FOX)	3:15 p.m.
Sun., Dec. 17	N.Y. GIANTS (ESPN)	7:35 p.m.
Mon., Dec. 25	@ Tennessee (ABC)	8:00 p.m.

Home Games in Bold CAPS

Wild Card Weekend	Dec. 30-31, 2000
Divisional Playoffs	Jan. 6-7, 2001
Conference Championships	Jan. 14, 2001
Super Bowl XXXV (Tampa, Fla.)	Jan. 28, 2001
Pro Bowl (Honolulu, Hawaii)	Feb. 4, 2001



Jerry Jones

Owner and
General Manager



In one of the most dramatic eras of ownership in professional sports, Jerry Jones' decade-long stewardship of the Dallas Cowboys has brought rapid success and unprecedented results to one of the world's most visible sports entities.

Highlighted by Super Bowl victories following the 1992, 1993 and 1995 seasons, Jones became the first owner in NFL history to guide his team to three league championships in his first seven years of ownership.

The Dallas Cowboys of the 1990s maintained a championship level of excellence throughout the decade by winning a league-high six division titles, earning four NFC Championship Game appearances and claiming the ultimate prize three times. Dallas also became the first team in NFL history to win three Super Bowls in four seasons.

All of this has been accomplished since Jones' 1989 purchase of the team – at a period of time when the proud franchise was

struggling through its most difficult era in club history. For the first time since 1964, the Cowboys had posted losing seasons for three consecutive years, and the club had closed the 1988 and 1989 seasons with the worst record in the NFL.

In the ensuing years of Jones' ownership, fans of the Dallas Cowboys witnessed what might have been the most impressive and visible turnaround in the history of professional sports. A team that closed the 1980s with a pair of seasons that netted just four wins would go on to win more division titles and league championships than any other franchise in the 1990s.

Jones' immediate vision in 1989 was to put a championship team on the field, while also restoring the pride of a fan following that spans the nation and reaches all corners of the world. In a matter of months, that vision became reality. By January of 1993, the Cowboys earned a Super Bowl championship for the first time in 15 seasons, and the following year, the Cowboys became the fifth team to win back-to-back Super Bowl crowns.

In 1995, the Dallas Cowboys became the first NFL franchise to win three Super Bowls in a four year period of time, while tying the NFL record for the most Super Bowl victories by an organization with five. In 1996, the club claimed its fifth straight division title, a feat that had never been accomplished by any NFC Eastern Division team. After a one-year absence from postseason play in 1997, the Cowboys regained the NFC East crown in 1998 with a new head coach in Chan Gailey. After a playoff season in 1999, Jones tabbed Dave Campo as the fifth head coach in team history on January 26, 2000.

Jones has established himself as one of the NFL's most influential and active owners in his 11 years at the Cowboys helm. His "hands on" leadership ability has played a major role in the resurgence of the Cowboys, and his contributions to the National Football League have been prominent and productive:

- ★ In the last 21 years, 22 different owners have entered the National Football League. Of that group, only Jerry Jones has guided his franchise to more than two Super Bowl championships. Moreover, Jones joins Art Rooney, Jack Kent Cooke, Al Davis and Eddie DeBartolo as the only men to have won at least three Super Bowls as owners.
- ★ The fan following and interest in the current era of the Cowboys has reached unprecedented levels in the national and international spotlight. In the 1990s, the Cowboys compiled an NFL record by playing in front of 160 straight sold out stadiums (home and away). In addition, Dallas' three most recent Super Bowl appearances represent the three most watched television programs in history.
- ★ As a member of the league's Broadcasting Committee, Jones was a key player in the agreement that introduced the FOX Network to the NFL as the rights holder for the NFC



television package in 1993. In addition, he was a prominent voice in the most recent NFL television agreement that set the standard for all of professional sports in terms of network television partnerships.

- ★ The results of a Harris Poll released on September 22, 1999 revealed that the Cowboys were the nation's favorite professional football team. Just over 22% of all people who said they followed professional football selected the Cowboys as their favorite or second favorite team. This marked the sixth straight year that the Harris Poll declared the Cowboys as the nation's favorite NFL team.
- ★ With his appointment to the NFL's prestigious Competition Committee in May of 1992, Jones became the first owner to serve in that capacity since the late Paul Brown. He has since moved to the Executive Committee of the NFL's Management Council as well as the NFL's Committee on NFL Properties. After being rotated off of the Competition Committee for two years, Jones was re-appointed by Commissioner Paul Tagliabue in December of 1998.
- ★ Jones was one of nine NFL owners who were named to *The Sporting News* list of the 100 Most Powerful People in Sports of the Century. Jones (ranked #78) joined George Halas (14), Lamar Hunt (17), Paul Brown (19), Al Davis (31), George Preston Marshall (61), Wellington Mara (73), Art Rooney (81) and Sonny Werblin (96) on the list. In addition, Jones was rated 11th among *The Sporting News* Powerful People for 1999.
- ★ Within a two year period, Jones signed five players to the most lucrative contracts ever paid for individual players at their respective positions at the time of their signings. Between September of 1993 and September of 1995, Cowboys running back Emmitt Smith, quarterback Troy Aikman, fullback Daryl Johnston, wide receiver Michael Irvin and cornerback Deion Sanders all signed contracts that made them the highest paid NFL players to ever play their position.
- ★ In May of 1997, *Financial World* magazine recognized Jones as the owner of the most valuable sports team in all of professional athletics. The Cowboys carried that "most valuable franchise" tag throughout 1993, 1994, 1995, 1996 and 1997. The publication has not determined team values in the past three years. In September of 1999, *Fortune* magazine ranked the Cowboys as the NFL's most valuable franchise.
- ★ In November of 1994, Jones was selected as the Master Entrepreneur of the Year by Ernst and Young and *Inc.* magazine. In December of 1994, he was named one of America's 10 Most Interesting People in a nationally televised Barbara Walters special on ABC.
- ★ During the club's run to the 1992 World Championship, the Cowboys set a team record for most wins in a regular season (13) and most overall wins (16). Following the 1995 season, the Cowboys appeared in a NFL-record eighth Super Bowl. The Cowboys are now the only team in the NFL that has won multiple Super Bowl titles in two separate decades.
- ★ After the inaugural 1-15 season in 1989, Jones was the NFL's most aggressive executive in the area of Plan B free agency, signing 16 Plan B players. Three of those players went on to start in Super Bowl XXVII, and tight end Jay Novacek was selected to five Pro Bowls.

Jerral Wayne Jones was born on Oct. 13, 1942 in Los Angeles. He learned his business style from his father, J.W. "Pat" Jones, a successful entrepreneur first in supermarkets, then in insurance.

Pat Jones moved his family to North Little Rock, AR, soon after Jerry was born. After starring as a running back at North Little Rock High School, Jerry received a scholarship to play football at the University of Arkansas. He was a starting guard and co-captain of the 1964 team that went 11-0, defeated Nebraska in the Cotton Bowl and captured the national championship.

Upon graduating with an M.B.A. from Arkansas in 1965, Jerry joined his father's insurance company, Modern Security Life in Springfield, MO, as executive vice president.

Jones entered the oil and gas exploration business in Oklahoma in 1970 and soon became a phenomenal success. His oil and gas concern now has offices in Fort Smith, Ark., and Calgary, Canada.

One of a very small number of NFL owners who actually earned a significant level of success as a football player, Jones is currently living his dream of engineering the fortunes of a NFL franchise. A man of varied interests who will not rest on yesterday's achievements, he is a dedicated businessman and family man – sharing a passion for both worlds.



Jerry is also involved in numerous civic and charitable causes. As very strong supporters of The Salvation Army, Jerry and wife Gene were recently presented the Army's Partner of the Year Award on behalf of the Cowboys organization.

Each year, Jerry and Gene Jones, along with the Dallas Cowboys, have served as hosts, and underwritten the costs, for the Super Lunch. In 1999, Jones personally matched the proceeds from the luncheon, resulting in a grand total of over \$120,000 in profit for The Salvation Army.

The Gene and Jerry Jones Family Center for Children opened in November of 1998 in conjunction with The Salvation Army. The center offers affordable childcare for low-income families, and it was made possible by gifts from the Jones family and the Cowboys that exceeded \$1.2 million.

For the past three seasons, the Jones family has dedicated the Cowboys annual Thanksgiving Day halftime show as a national showcase to kickoff The Salvation Army's annual Kettle Drive. The nationally televised event has created a new holiday tradition, while helping to increase donations to The Salvation Army's annual fund raising efforts by several millions of dollars. Reba McEntire, Randy Travis and Clint Black have provided the entertainment for the last three holiday extravaganzas.

For his efforts and interest in this area, Jones has been selected for membership into the prestigious Salvation Army William Booth Society. Jerry was also elected to The Salvation Army's National Advisory Board in April of 1998.

Gene and Jerry Jones are also very active supporters of the Library of Congress. As members of the Library's James Madison Council, Gene and Jerry provided a major gift to the Library to provide for the complete restoration of the Thomas Jefferson Library. The gift was made in 1999 as a kickoff to the Library of Congress' bicentennial celebration.

The Jones family is very actively involved with several other community-related organizations through the Gene and Jerry Jones Family/Dallas Cowboys Charities, including the Children's Medical Center of Dallas, the National Board for the Boys and Girls Clubs of America, the Kent Waldrep Paralysis Foundation and The Rise School of Dallas.

Jerry and wife Gene, a former Arkansas beauty pageant winner whom he met while both attended the University of Arkansas, live in Dallas. They have three children, Stephen, Charlotte and Jerry, Jr., and six grandchildren.

Stephen (6/21/64) is a graduate of the University of Arkansas and serves as the Cowboys' Chief Operating Officer and Executive Vice President/Director of Player Personnel. Charlotte (7/26/66) is a Stanford graduate and serves as the Cowboys Vice President/Director of Charities and Special Events. Jerry Jr. (9/27/69), a graduate of Georgetown University who earned his law degree from Southern Methodist University, is the Cowboys' Vice President for Legal Operations and Director of Internet.

Chronology Since Jerry Jones' Purchase of the Dallas Cowboys:

February 25, 1989 – Jones purchases the Dallas Cowboys and the lease to manage Texas Stadium Corp. from H.R. "Bum" Bright. Jerry Jones names Jimmy Johnson as the new head coach.

April 20, 1989 – Jones completes negotiations on Troy Aikman's contract – a six-year deal that is completed four days before Aikman is the top overall selection in the 1989 NFL Draft.

October 12, 1989 – Herschel Walker is traded to Minnesota for five players, six conditional draft choices and a 1992 first round draft choice. Current players who came to Dallas as a result of the trade include: Emmitt Smith, Kevin Smith and Darren Woodson.

August 10, 1990 – The Cowboys' first-ever in-state training camp concludes at St. Edward's University in Austin. Over 100,000 fans attend workouts, while more than 400 media credentials are issued in the three-plus weeks of work. Austin officials estimate the camp brought an additional \$3.2 million of income into the Austin area.

September 5, 1990 – The Cowboys trade Steve Walsh to the New Orleans Saints for a first and third round draft choice in 1991 and a conditional second round pick in 1992.

April 19, 1991 – A deal is made to bring the first overall selection in the 1991 NFL Draft to Dallas in exchange for a first and second round selection and three veteran players. Dallas selected Outland Trophy winner Russell Maryland with the top pick.

April 21-22, 1991 – In an unprecedented action among NFL clubs, the Cowboys sign their top three draft choices on draft day. The team also drafts a club record 17 players.

July 16, 1991 – The Cowboys open training camp in Austin with all 17 of their draft choices under contract. Dallas concludes its second training camp at St. Edward's University in Austin, with over 75,000 fans attending the Cowboys' practices.

September 29, 1991 – Dallas defeats the defending Super Bowl Champion New York Giants by a 21-16 score at Texas Stadium.

November 24, 1991 – The Cowboys end the Washington Redskins' 1991 undefeated streak at 11 games with a 24-21 victory at RFK.



December 15, 1991 – Dallas defeats Philadelphia, 25-13, at Veterans Stadium to secure a wild card playoff spot. The victory marks the team's first trip to the playoffs since the 1985 club went 10-6 and won the NFC Eastern Division title.

December 22, 1991 – Dallas closes the 1991 season with a 31-27 win over Atlanta, marking the team's best record (11-5) since the 1983 team finished 12-4.

January 5, 1992 – Dallas defeats Chicago by a 17-13 score in an opening round playoff game at Soldier Field. The victory marks the Cowboys' first playoff win since 1982, and the first playoff win on the road since 1980.

May 1, 1992 – Jerry Jones is appointed to the NFL's Competition Committee by Commissioner Paul Tagliabue. Jones becomes the first owner to serve on the prestigious committee since the death of Cincinnati's Paul Brown.

December 21, 1992 – Before a national television audience on ABC's Monday Night Football, the Cowboys defeat the Atlanta Falcons (41-17) at the Georgia Dome to claim the NFC Eastern Division Championship. The victory marks the Cowboys' first divisional title since 1985. It is the 14th divisional title in club history.

December 23, 1992 – Six players from the Cowboys offense are selected to play in the Pro Bowl. The six players establish a Dallas Cowboys' record for most offensive players selected to the Pro Bowl.

December 27, 1992 – Dallas defeats Chicago by a 27-14 score at Texas Stadium. The victory is the 13th of the year for Dallas, establishing a club record for victories in a season. Emmitt Smith finishes the season with 1,713 rushing yards, enabling him to become the first player to win back-to-back NFL rushing titles since Eric Dickerson (1983-84).

December, 1992 – The Cowboys set a new team record for road attendance by averaging 72,523 fans per road game in 1992. The team also played before a sold-out stadium in all 16 regular season games.

January 10, 1993 – In their first home playoff game since 1983, Dallas hands NFC East rival Philadelphia a 34-10 defeat in a NFC Divisional Playoff Game.

January 17, 1993 – In their first NFC Championship Game since 1982, the Cowboys defeat the San Francisco 49ers by a 30-20 score at Candlestick Park. The victory sends Dallas to Super Bowl XXVII, marking the Cowboys first Super Bowl trip since 1978.

January 31, 1993 – While making a NFL record sixth Super Bowl appearance, the Cowboys defeat Buffalo 52-17 in Super Bowl XXVII at the Rose Bowl in Pasadena. The victory enables the Cowboys to become the only franchise in NFL history to win more than one Super Bowl under two different ownerships. Troy Aikman was named the game's MVP after throwing four touchdown passes. The Super Bowl crowd of 98,374 becomes the largest crowd to ever witness a Dallas Cowboys game. The game is also witnessed by 133.4 million television viewers, making Super Bowl XXVII the most watched event in television history.

March 5, 1993 – The Super Bowl Champion Dallas Cowboys become the first athletic team to visit the White House under President Bill Clinton's administration. The Cowboys visit to the White House is the first in club history.

December 28, 1993 – An NFC record 11 Dallas players are selected to the Pro Bowl. That group includes a club record eight offensive selections (seven Pro Bowl starters).

January 2, 1994 – The Cowboys defeat the New York Giants 16-13 in overtime at the Meadowlands. The victory clinches the Cowboys' second straight NFC East title and the 15th division crown in club history.

January 2, 1994 – Emmitt Smith finishes the season with 1,486 yards to earn his third straight NFL rushing crown. He becomes just the fourth man in NFL history to win three consecutive rushing titles.

January 23, 1994 – Dallas defeats San Francisco 38-21 in the NFC Championship Game at Texas Stadium. The victory gives the Cowboys a NFL-record seventh conference championship in the first conference title game to be played at Texas Stadium since Jan. 1, 1978 (a 23-6 win over Minnesota).

January 30, 1994 – Dallas becomes one of just three NFL teams to win four Super Bowls by defeating Buffalo (30-13) in Super Bowl XXVIII. The game, played at the Georgia Dome in Atlanta, featured two rushing touchdowns by Super Bowl MVP Emmitt Smith. Dallas raised its NFL record number of Super Bowl appearances to seven.

March 30, 1994 – Barry Switzer is named the new head coach of the Dallas Cowboys – and the third head coach in team history. Switzer replaces Jimmy Johnson, who stepped down as the Cowboys' head coach the previous day.

December, 1994 – For the second straight season, the Cowboys send a club and NFC record 11 players to the Pro Bowl.

January, 1995 – The Cowboys set a Texas Stadium record for home attendance with an average crowd of 64,579 in 1994, the first time Dallas has averaged over 64,000 fans-per-game at Texas Stadium. The previous record was 63,943 set in 1981.



January 15, 1995 – The Cowboys play in their third NFC Championship Game of the decade. The Cowboys are the only NFL team to play in multiple conference championship games in each decade of the team's existence.

December 24, 1995 – Dallas wraps up its fourth straight NFC Eastern Division title – a feat that no other NFC East team had accomplished other than the Cowboys teams from 1976 to 1979.

December 25, 1995 – Emmitt Smith closes the season with a team record 1,773 rushing yards and a NFL record 25 rushing touchdowns. Smith led the NFL in rushing for the fourth time in five years, becoming just the fifth player in NFL history to win at least four rushing titles.

December, 1995 – Ten Cowboys are selected to the NFC Pro Bowl squad. Since 1993, Dallas has earned 32 Pro Bowl selections – the most ever by one team over a three-year period of time.

January 14, 1996 – The Cowboys win a NFL record eighth conference championship game by defeating the Green Bay Packers 38-27 at Texas Stadium. The victory marked the Cowboys third NFC title in four years.

January 28, 1996 – Dallas becomes the first team in NFL history to win three Super Bowls in a four-year period by defeating the Pittsburgh Steelers 27-17 in Super Bowl XXX at Sun Devil Stadium in Tempe, Arizona. The game is witnessed by 138.4 million television viewers, making Super Bowl XXX the most watched event in television history. The victory enables Dallas to earn its fifth Super Bowl title – joining the San Francisco 49ers as the only NFL franchises to win five Super Bowls. The Cowboys have now appeared in a NFL record eight Super Bowls. Dallas also became the first NFL franchise to win Super Bowls with three different head coaches.

December 15, 1996 – The Cowboys clinch a fifth straight division title with a 12-6 win over the New England Patriots at Texas Stadium. The championship enables the Cowboys to become the first team in NFL history to win five straight NFC Eastern Division crowns.

January 5, 1997 – Dallas closes the postseason with a divisional playoff loss at Carolina. The loss marks the first time since the 1991 season that the Cowboys were unable to reach the NFC title game.

December, 1997 – The Cowboys close the 1997 season with a 6-10 record, marking the team's first non-playoff season since 1990.

February 12, 1998 – Jerry Jones names Chan Gailey as the fourth head coach in the history of the Dallas Cowboys. Gailey, who had previously served as the Pittsburgh Steelers offensive coordinator, replaces Barry Switzer, who resigned on Jan. 9.

July 15, 1998 – The Cowboys open training camp at Midwestern State University in Wichita Falls, Texas. Attendance figures for the four-week camp exceed 100,000.

November 8, 1998 – With 163 yards on 29 carries in a 16-6 win over the New York Giants, Emmitt Smith becomes the Dallas Cowboys all-time leading rusher. Smith's performance pushes him past Tony Dorsett (12,036) and into the Cowboys top spot.

December 20, 1998 – After a one-year absence from postseason play, the Cowboys clinch their six NFC Eastern Division title in the last seven years with a 13-9 win over Philadelphia at Texas Stadium. The 1998 division crown is the 19th division championship (15th NFC East title) in the club's 39-year history.

December 27, 1998 – After scoring a first-half touchdown on a one-yard run against the Redskins at Texas Stadium, Emmitt Smith becomes the NFL's all-time leader in rushing touchdowns, moving ahead of Marcus Allen (123). Smith would later add a 26-yard touchdown run in the second quarter to bring his league record total to 125 rushing touchdowns by season's end. The Cowboys closed the year with a 23-7 victory over Washington and a 10-6 record, marking the 23rd season in which Dallas recorded at least 10 wins—a NFL record. The win over the Redskins also enabled Dallas to become the first team in the history of the NFC East to post an 8-0 record in division play.

December 24, 1999 – The Dallas Cowboys NFL-record of consecutive games in front of sold out stadiums comes to an end in a Christmas Eve game against the New Orleans Saints in the Louisiana Super Dome. The streak, which included home and away games, came to a halt after 160 games. It began on December 23, 1990 at Philadelphia's veterans Stadium, and it included 79 straight sell-outs at Texas Stadium (including playoffs) and 81 straight sell-outs on the road (including playoffs).

January 2, 2000 – The Cowboys close the century as the NFL's most successful team in the decade of the 1990s. From 1990 to 1999, Dallas qualified for the playoffs eight times, won six division titles, made four trips to the conference championship game and won three Super Bowls. The 1999 season ends with an 8-8 regular season record and a wild card playoff loss at Minnesota on January 9, 2000.

January 26, 2000 – Jerry Jones names Cowboys defensive coordinator Dave Campo as the fifth head coach in franchise history. Campo spent the previous 11 seasons as an assistant coach in Dallas and was the defensive coordinator for the 1995 team that won Super Bowl XXX.



Stephen Jones



**Chief Operating Officer
Executive Vice President
Director of Player Personnel**

With 11 years of NFL experience under his belt, Stephen Jones has earned the reputation of being one of the brightest young executives in all of professional sports.

Named a Cowboys Vice President in February of 1989, Jones coordinates the Cowboys' entire player personnel department. He oversees the negotiation of all player contracts, management of the salary cap, the operation of Texas Stadium and a wide range of other club related duties.

Recognized as Owner Jerry Jones' right hand man, Stephen Jones has played an integral role in the team's rise from a 1-15 record in 1989 to three

Super Bowl victories and six NFC East titles in the last eight seasons.

In the ever-evolving role of the salary cap in the current collective bargaining agreement, Jones' performance in managing the Cowboys player payroll has played a prominent role in the team's ability to compete at the NFL's highest level.

Jones' involvement in shaping the Dallas roster under the salary cap has been critical in allowing the Cowboys to maintain one of the NFL's most talented core group of players throughout the decade of the 1990s.

In the months leading up to the 2000 season, Jones played a key role in the Cowboys aggressive approach to free agency. He was instrumental in negotiating a long-term contract that allowed Dallas to trade for wide receiver Joey Galloway. In addition, the signings of TE Jackie Harris, QB Randall Cunningham, LBs Joe Bowden and Barron Wortham and CB Ryan McNeil ensured a very productive free agent period for the Cowboys.

In 1999, his hard work helped Dallas land wide receiver Raghib "Rocket" Ismail, who led the team with 80 receptions last season, and center Mark Stepnoski, combined with the long term contract extension of quarterback Troy Aikman, helped the Cowboys earn their eighth playoff appearance in the 1990s.

During a historic two-year period of time, Jones was involved in signing five Cowboys stars to the most lucrative contracts ever paid for players at their respective positions. Between September of 1993 and September of 1995, Jones helped orchestrate contract agreements that made Cowboys running back Emmitt Smith, quarterback Troy Aikman, fullback Daryl Johnston, wide receiver Michael Irvin and cornerback Deion Sanders the highest paid NFL players to ever play their positions at the time of their signings.

In the summer of 1992, Stephen Jones was the key figure in the negotiation and signing of 13 veteran contracts - enabling the Cowboys to start the season with a complete roster en route to their run to the Super Bowl XXVII title.

In April of 1991, Jones was part of a Dallas college draft effort that saw the Cowboys select 17 players - all of whom were under contract prior to the start of training camp. In addition, 14 of the 17 players drafted by Dallas went on to earn roster spots in the NFL.

Entering his 11th year as a NFL executive, Jones has enjoyed a life-long association with the game of football. A four-year letterman as a linebacker and special teams stand-out at the University of Arkansas, Jones was a starter for the Razorbacks in the Orange Bowl Classic that followed the 1986 season.


Prior to attending the University of Arkansas, Jones was an all-state quarterback and a three-year starter at Catholic High School in Little Rock, AR.

He graduated from Arkansas in 1988 with a degree in chemical engineering and went to work in the oil and gas business for JMC Exploration as an engineer.

On Feb. 25, 1989, Jerry Jones purchased the Dallas Cowboys and installed Stephen into a key front office position as one of three vice presidents with the club.

Jones is actively involved with the Young Presidents Organization. He also serves on the board of directors for the Kent Waldrep National Paralysis Foundation and the G.T.E./S.M.U. Athletic Forum.

Jones (6/21/64) was born and raised in Little Rock. He is married to the former Karen Hickman of El Dorado, AR, and the couple has three daughters and a son: Jessica (8/24/92), Jordan (10/8/93), Caroline (4/4/97) and John Stephen, Jr. (4/19/99).



Dave Campo

Head Coach

Central Connecticut State

NFL: 12th Year

Cowboys: 12th Year



Dave Campo, a coach who has proven himself to be one of the top defensive minds in the game of football, has earned his spot at the top of the Dallas Cowboys organization through hard work and perseverance. On Jan. 26, 2000, Jerry Jones selected Campo as the fifth head coach in Dallas Cowboys history. His career path has taken him through the college and professional coaching ranks. In 11 seasons as an assistant coach in the NFL, Campo has appeared in three Super Bowls, four NFC Championship Games and won six division titles.

Campo brings to the Cowboys helm a track record of success at the highest levels of the game, and he joins a select group of four NFL head coaches who have been a part of three or more Super Bowl titles in their coaching career. That group includes George Seifert (five times), Mike Shanahan (three) and Mike Holmgren (three).

In three of the five years that Campo directed the Dallas defense, the Cowboys finished the year ranked among the NFL's top 10 units, including two top three finishes. The 1999 defense ranked ninth in the NFL (third in the NFC) in total yards and allowed one touchdown or less in nine of the 16 regular season games. The Cowboys defense held opponents to 13 points or less in nine of the team's 16 games last year, tying the second most in club history. The 1978 Cowboys defense held 10 opponents to 13 points-or-less, while the 1998 and 1968 clubs held nine opponents to 13 points-or-less. Dallas closed the 1999 season ranked fifth in the NFL in points allowed per game, surrendering 17.3 points-per-outing. Only four defensive units permitted fewer offensive touchdowns than the 25 surrendered by the Dallas defense in 1999 and only St. Louis (4) surrendered fewer rushing touchdowns than the six allowed by the Cowboys. The 24 interceptions recorded by the Dallas defense in 1999 was just the second time in the last 12 years the team has topped the 20 interception barrier, and it was the highest interception total for a Dallas team since 1985. Following the 1999 season, linebacker Dexter Coakley and cornerback Deion Sanders were named to the NFC Pro Bowl squad.

The 1998 unit permitted fewer opponents' trips inside the 20-yard line (31) than any other team, and the Dallas defense finished fifth in the NFL in third down conversion defense (32.9%). Following the divisional championship season of 1998, defensive tackle Leon Lett, cornerback Deion Sanders and safety Darren Woodson were named to the Pro Bowl.

In 1997, Campo's group ranked second in overall defense in the NFL (allowing 282.3 yards-per-game), while leading the entire league in pass defense (157.6). Those numbers were even more impressive considering the fact that key players such as Lett, Sanders, Woodson and Chad Hennings missed a combined total of 23 starts. Sanders and Woodson earned Pro Bowl honors as prominent players in the NFL's best secondary.

In 1996, Campo's defense helped guide the Cowboys to a 10-6 finish and an unprecedented fifth straight NFC Eastern Division crown. During the '96 regular season, the Dallas defense was ranked first in the NFL for 11-of-16 weeks before closing the year ranked third (273.9 yards-per-game). The Cowboys pass defense finished the year ranked second in the NFL, permitting just 175.4 yards-per-game, while the Dallas rushing defense was 10th (98.5 yards-per-game). Dallas also ranked third in the NFL in limiting opponents to just 16.3 first downs-per-game. The Cowboys defense surrendered just 20 touchdowns (second best in the NFL), and, in four games, the Dallas defense kept its opponent out of the end zone. Three of Dallas' defensive starters, Sanders, Woodson and Tony Tolbert were named to the NFC Pro Bowl squad following the season.

In 1995, Campo directed the fortunes of the World Champion Dallas defense, which finished the season ranked third in the NFL in touchdowns permitted with 32. Dallas also closed the year ranked third in the NFL in fewest points allowed with an average of 18.2 points-per-game. Only seven NFL teams had more interceptions than the 19 registered by the Dallas defense, and the Cowboys returned four of those interceptions for touchdowns, tying the team record. With defensive stars such as Sanders, Kevin Smith, Charles Haley and Russell Maryland missing a combined 37 starts, the Cowboys still managed to finish



the season ranked ninth in the NFL (fourth in the NFC) in total defense, allowing 315.3 yards-per-game. Dallas was 16th in the NFL in rushing defense (110.8) and eighth in pass defense (204.5).

Campo was elevated to the position of defensive coordinator on Jan. 24, 1995. Prior to becoming Dallas' third defensive coordinator since 1992, Campo directed the efforts of a secondary that had grown into one of the team's deepest and most productive units.

In 1994, while helping the Cowboys to the top defensive ranking in the NFL, the Dallas defensive backfield enjoyed its most productive season in several years. While leading the NFL in total defense (269.6 yards-per-game), the Cowboys were also ranked first in the NFL in pass defense (172 yards-per-game). All-Pro strong safety Woodson became the first Dallas defensive back to earn a starting Pro Bowl berth since Everson Walls (1985). Dallas finished the year tied for fourth in the NFL in interceptions with 22 – a figure that represented the most interceptions by a Cowboys club since 1987. In addition, Woodson led the team in interceptions with five – marking the fourth straight year that a different Cowboys defensive back had captured the individual interception lead.

In 1993, while directing the secondary of the Super Bowl XXVIII Champion Cowboys, Campo's group was led by cornerback Kevin Smith, who intercepted more passes (six) than any Dallas player since the 1986 season. Also in '93, strong safety Thomas Everett became the first Dallas defensive back in seven seasons to be selected to appear in the Pro Bowl.

Campo was hired by Dallas in 1989 after spending two years at the University of Miami as the secondary coach. At Miami, he helped the Hurricanes to a two-year record of 23-1 and a national title in 1987, while fine tuning the talents of the best defensive back in school history. Safety Bennie Blades was the 1987 Jim Thorpe Award winner (honoring the best collegiate defensive back) before being selected with the third pick in the NFL Draft by the Detroit Lions. Eight of Campo's Miami charges went on to sign NFL contracts.


Prior to joining Miami, Campo spent three seasons (1984-86) as part of a staff that turned Syracuse into a national championship contender.

Campo began his career at his alma mater, Central Connecticut State, where he spent the 1971-72 seasons. He then moved to the University of Albany (1973), Bridgeport (1974), the University of Pittsburgh (1975), Washington State (1976), Boise State (1977-79), Oregon State (1980), Weber State (1981-82) and Iowa State (1983).

In addition to starting at defensive back in college, David Cross Campo (7/18/47) twice earned All-East honors at short-stop at Central Connecticut State. He attended Robert E. Fitch High School in Groton, CT.

Prior to training camp, July 14, 2000, Campo and the coaching staff participated in the club's third annual coaches clinic. The one-day clinic was offered to 600 area middle school, youth, and Salvation Army agency football coaches.

He and wife Kay have six children – Angie, Eric, Becky, Tommy, Shelby and Michael.




Where Campo's defense has ranked as a coordinator:

	NFL Rank			NFC Rank		
	Total	Rush	Pass	Total	Rush	Pass
1995	9	16	8	4	9	4
1996	3	10	2	2	5	2
1997	2	24	1	2	12	1
1998	18	12	22	9	6	12
1999	9	61	13	3	3	4



DAVE CAMPO COACHING HISTORY

Year – Location	Record	Achievements
1971 – Central Connecticut State (linebackers)	7-3	
1972 – Central Connecticut State (linebackers)	5-5	
1973 – University of Albany (secondary)	7-2	
1974 – Bridgeport (defensive coordinator)	6-4	
1975 – Pittsburgh (secondary)	8-4	Won Sun Bowl
1976 – Washington State (secondary)	3-8	
1977 – Boise State (secondary)	9-2	Big Sky Conference Champions
1978 – Boise State (secondary)	7-4	
1979 – Boise State (defensive coordinator)	10-1	Big Sky Conference Champions
1980 – Oregon State (secondary)	0-11	
1981 – Weber State (assistant head coach/ defensive coordinator)	7-4	
1982 – Weber State (assistant head coach/ defensive coordinator)	4-7	
1983 – Iowa State (secondary)	4-7	
1984 – Syracuse (secondary)	6-5	
1985 – Syracuse (secondary)	7-5	Lost Cherry Bowl
1986 – Syracuse (secondary)	5-6	
1987 – University of Miami (secondary)	12-0	Won Orange Bowl – National Champion
1988 – University of Miami (secondary)	11-1	Won Orange Bowl – Ranked No. 2
1989 – Dallas Cowboys (defensive assistant)	1-15	
1990 – Dallas Cowboys (defensive assistant)	7-9	
1991 – Dallas Cowboys (secondary)	11-5	Lost Divisional Playoff Game
1992 – Dallas Cowboys (secondary)	13-3	Super Bowl XXVII Champions
1993 – Dallas Cowboys (secondary)	12-4	Super Bowl XXVIII Champions
1994 – Dallas Cowboys (secondary)	12-4	Lost NFC Championship Game
1995 – Dallas Cowboys (defensive coordinator)	12-4	Super Bowl XXX Champions
1996 – Dallas Cowboys (defensive coordinator)	10-6	Lost Divisional Playoff Game
1997 – Dallas Cowboys (defensive coordinator)	6-10	
1998 – Dallas Cowboys (defensive coordinator)	10-6	Lost NFC Wild Card Game
1999 – Dallas Cowboys (defensive coordinator)	8-8	Lost NFC Wild Card Game





Joe Avezzano

Special Teams

Florida State

NFL: 11th Year ★ Cowboys: 11th Year



Consistency, big plays and an ability to positively affect the outcome of games have characterized the Cowboys special teams over the last decade under Joe Avezzano's direction.

Since joining the Cowboys in 1990, Dallas' special team units have consistently finished near the top of NFL rankings in all four major kicking game categories – punt return average, kickoff return average, punt coverage and kickoff coverage. The Cowboys have also established a well-deserved reputation for making the big play. Since 1990, Avezzano's units have been responsible for 19 blocked kicks. Moreover, during that time, the club has combined for 13 touchdowns on punt and kickoff returns (10 on punt returns alone). Avezzano's efforts and excellence have not gone without notice. In his 10 seasons with the Cowboys, he has been named the NFL's Special Teams Coach of the Year three times (1991, 1993, 1998) based on a vote of the NFL's special teams coaches. Avezzano is the only three-time winner of the award.

After leading the NFL in opponent's average drive start following kickoffs in both 1997 and 1998, the Cowboys continued their excellence in this area in 1999, finishing the year ranked second in the league. Despite numerous injuries to return men during the season, Dallas also excelled at bringing the ball back on returns, finishing fifth in the league in kickoff returns (23.7 yard average) and sixth in punt returns (10.7 yard average). First-year return man Jason Tucker, who didn't even record his first career kickoff return until midseason, came on to finish the year ranked second in the NFL with a 27.9 yard average – the fifth best total in club history. Avezzano was also successful in integrating Flozell Adams into the field goal rush unit mid-way through the 1999 campaign, and Adams responded by blocking two field goals in November.

Dallas closed out the 1998 season as one of only two teams in the NFL to be ranked in the top 12 in all four major kicking game categories, a feat that helped Avezzano win his third Special Teams Coach of the Year award. Avezzano's units led the league in kickoff coverage for the second straight season (18.5 yards-per-opponent's return), while finishing third in punt coverage (6.2), fourth in punt return average (12.6) and 12th in kickoff return average (23.4). Deion Sanders led the league in punt return average (15.6) while returning two punts for touchdowns. Dallas' special teams accounted for 30 points (four touchdowns, one safety) on the year.

In 1997 the Cowboys were one of just three teams to be ranked in the top 13 in the four major kicking game categories. Dallas led the NFL in kickoff coverage (18.0 yards-per-opponent's return), while ranking fourth in kickoff return average (24.1), 11th in punt return average (10.9) and 13th in punt coverage (9.1). First year kicker Richie Cunningham, who earned All-Pro honors from the Associated Press, finished the season second in the NFL in scoring.

In 1996, Herschel Walker sparked Dallas with five kickoff returns of 49 yards-or-more to rank second in the NFL in kickoff return average (28.9). As a unit, the Dallas kickoff return team ranked fourth in the NFL, while the Cowboys punt coverage finished eighth and kickoff coverage placed seventh. Jim Schwantz finished the year with 32 kicking game tackles and became the first Cowboy since Bill Bates (1984) to be selected to the Pro Bowl as a special teams player.

On the road to a Super Bowl XXX title in 1995, the Cowboys ranked fourth in the NFL in punt return average with an 11.1 yards-per-return mark, while also finishing seventh in the NFL in kickoff coverage, limiting opponents to 19.5 yards-per-kickoff return.

In 1994, the Cowboys led the NFL in team kickoff return average, and Kevin Williams became the first Cowboy to return a kickoff and a punt for a touchdown in the same season.

In the Super Bowl XXVIII season of 1993, the Cowboys were the only team in the NFL to finish the regular season with a Top 10 ranking in all four major kicking game categories, helping Avezzano earn Special Team Coach of the Year honors for the second time.

Avezzano won his first NFL Special Teams Coach of the Year award in 1991 when the Cowboys led the NFL in points scored on special teams with 20 and in kickoff return average with a 21.7 mark. Also, for the first time in the same season in team history, Dallas placed a player in the top three in the league in both punt and kickoff return averages.

Before coming to Dallas, Avezzano coached the offensive line at Texas A&M for four seasons (1985-88), during which time the Aggies won three Southwest Conference titles and two Cotton Bowls. During his tenure at Texas A&M, he groomed six All-Southwest Conference picks, including All-Americans Richmond Webb and Doug Williams. Four of



his charges were selected in the NFL Draft, three of those (Webb, Williams and Jerry Fontenot) in the first three rounds.

Avezzano took on the duties of offensive coordinator in 1988 when sophomore running back Darrin Lewis finished second in the nation in rushing to earn All-America honors. Before joining the Aggies, Avezzano spent five seasons as head coach at Oregon State (1980-84). From 1977-79, he served as offensive coordinator at Tennessee, and he was the offensive line coach at Pittsburgh (1973-76), helping the '76 Panthers to the national title.

Avezzano began his coaching career at Washington High School in Massillon, OH, in 1967. He then coached at Florida State (1968) before moving on to Iowa State (1969-72).

Born in Yonkers, NY (11/17/43), Avezzano grew up in Miami where he played football at Jackson High School. After starring at guard for Florida State, Avezzano was drafted by the Boston Patriots. Joe and wife Diann have a son, Anthony.

Avezzano is very active in support of the Special Olympics, both on the local and national levels. For the last eight years, he has served as the host to a special fundraising event, including the last two years in which he has hosted a Christmas concert. Through his efforts, Joe has helped raise over \$1 million for Texas Special Olympics during his 10 years with the Cowboys.

Joe Avezzano – Born November 17, 1943, Yonkers, NY. Guard Florida State 1961-65. Pro center Boston Patriots 1966. College coach: Florida State 1968, Iowa State 1969-72, Pittsburgh 1973-76, Tennessee 1977-79, Oregon State 1980-84 (head coach), Texas A&M 1985-88. Pro coach: joined Dallas in 1990.



Bill Bates

Secondary

Tennessee

NFL: 3rd Year ★ Cowboys: 3rd Year



One of the most popular and productive players in the history of the Dallas Cowboys franchise, Bill Bates continues his 18-year association with the team as the club's secondary coach in 2000. Bates made the transition from active player to assistant coach during the team's 1998 training camp, working with both the secondary and special teams. For the 2000 season, he will take over the secondary duties from Mike Zimmer, who moves into the defensive coordinator position with the promotion of Dave Campo to head coach.

Bates' impact on the coaching level paid immediate dividends for the Dallas special teams. After leading the NFL in opponent's average drive start following kickoffs in 1998, the Cowboys continued their excellence in this area in 1999, finishing the year ranked second in the league. Also in 1998, the Cowboys were one of only two NFL teams to be ranked in the top 12 of all four major kicking categories. Bates' input on defense was instrumental as Dallas recorded 24 interceptions in 1999 – the most by a Cowboys club since the 1985.

One of the NFL's true success stories, Bates' distinguished career (1983-97) was characterized by persistence and an ability to overcome the odds. Starting in 1983 when he made the team as a long-shot rookie free agent, he became a visible figure on the field with his ferocious special teams play. His production as a special teams standout helped propel the NFL into adding a spot on the Pro Bowl teams for special teams coverage players.

A three-year starter at safety (1986-88), Bates was named the Cowboys special teams captain in 1990 – a title he held proudly through the three Super Bowl seasons of the '90s. He finished his career with 701 tackles, and he shares the club record for years of service (15) with Mark Tuinei and Ed Jones. Bates also played in 217 regular season games, a figure that is second only to Jones (224) in club annals.

A tremendous competitor right up until his retirement as an active player, Bates topped the 20-tackle barrier on special teams in seven of his final 10 seasons. The 1997 season – his final year as a player – also marked the seventh time in the previous nine seasons that he finished either first or second on the team in special teams tackles.

As a safety, and later as a middle linebacker in nickel packages, Bates collected 14 career interceptions, including a fourth quarter theft in Chicago in the 1991 NFC Wild Card Game that helped nail down the Cowboys first playoff victory in nine years. Bates was the first NFL player selected to the Pro Bowl based on special teams coverage ability, representing the NFC in that capacity in 1984.


Bates was a four-year starting safety at the University of Tennessee. He intercepted nine passes and recovered six fumbles in his career and was named second-team All-Southeastern Conference his junior and senior seasons.



William Frederick Bates was born and raised in Knoxville, TN, where he starred in football, basketball and as a sprinter on the track team at Farragut High School. He was all-state in football and basketball. A 1985 NFL Man of the Year finalist, Bill supports the United Way, the Boys Clubs, the Special Olympics, the March of Dimes and other non-profit organizations. The Bill Bates Foundation was established in 1996 to aid various Metroplex charities. He serves as honorary chairman of the annual Wednesday's Child golf tournament benefiting Dallas-area orphans and of the Keystone Academy golf tournament for the learning disabled. Bill is also active in Fellowship of Christian Athletes.

He and wife Denise live in Dallas. Annually, Denise and Bill serve as the course instructors for the Dallas Cowboys Football 101 for Ladies, which benefits a local charity. Bill was named the winner of the Bob Lilly Award in 1990, 1991, 1993 and 1994. The Bill Bates Cowboy Ranch, north of Dallas, has been the setting for annual Cowboys pep rallies that have drawn thousands of fans in each of the Cowboys last five playoff trips. The Bates Ranch is also a popular site for several corporate and private outings within the Dallas community. The Bates family includes triplets Graham William, Brianna Gail and Hunter James (5/24/89), Tanner Forest (2/18/91) and Dillon Timothy (7/5/95).

Bill Bates – Born June 6, 1961, Knoxville, TN. Safety University of Tennessee 1979-82. Pro Safety Dallas 1983-97. Pro coach: joined Dallas in 1998.



Wes Chandler

Receivers

Florida

NFL: 1st Year ★ Cowboys: 1st Year



New to the NFL coaching ranks and to the Dallas Cowboys this year is Wes Chandler, who will oversee a Dallas receiving corps headed by Raghil Ismail and newly acquired Joey Galloway. In 1999, the Cowboys receivers were led by Ismail's career-high 80 receptions for a career-high 1,097 yards. Chandler brings 11 seasons of NFL playing experience and seven years of NFL Europe coaching experience to the Cowboys.

Chandler comes to Dallas after seven years coaching in NFL Europe, including a stint as head coach of the Berlin Thunder in 1999. He was the offensive coordinator for the Frankfurt Galaxy in 1998 after spending three years (1995-97) with the Rhein Fire. He made his professional coaching debut with the Orlando Thunder (1991-92) of NFL Europe before spending two seasons (1994-95) as the receivers coach at the University of Central Florida. Chandler helped lead three NFL Europe teams to the World Bowl – Orlando Thunder (1992), Rhein Fire (1997) and Frankfurt Galaxy (1998).

Chandler retired from the NFL during the 1988 season after an 11-year playing career. At the time of his retirement, he ranked 12th in NFL history in receiving yards (8,966) and 13th in receptions (559). He earned four Pro Bowl selections in his career, including three while playing for the San Diego Chargers (1981-87) under Don Coryell and Ernie Zampese. In the strike-shortened season of 1982 – his first full season in San Diego – he caught 49 passes for 1,032 yards (21.1 avg.) and nine touchdowns in eight games. He averaged an NFL record 129.0 receiving yards-per-game that season. During that record setting season, Chandler set, and still owns, the Chargers single game receiving yardage record with 260 yards on 10 receptions against Cincinnati on Dec. 20, 1982. He began his career with the New Orleans Saints (1978-81), who drafted Chandler with the third overall selection in the 1978 NFL Draft. Chandler was leading the NFL in receiving when the Saints traded him to the Chargers during the 1981 season.

After retiring from the NFL, Chandler spent three years (1989-91) as the head football coach / athletic director for Father Lopez High School in Daytona Beach, FL. In 1993, he worked at the Wes Chandler Youth Foundation, which he founded in 1982 in Daytona Beach.

Chandler was a three-year starter for the University of Florida, where he was a consensus All-America as a senior and was voted Florida Amateur Athlete-of-the-Year in 1977. He was also an Academic All-America selection as a junior and senior. He finished his collegiate career with 1,994 receiving yards and 22 touchdowns. He lettered in football, basketball, baseball and track at New Smyrna Beach, FL, High School.

Wesley Sandy Chandler earned his bachelor's degree in speech pathology from Florida. He was the founder of a men's service group, "Board of Distinction," in New Orleans. His Wes Chandler Youth Foundation, now part of the Boys and Girls Clubs, has helped such Florida youth as Vince Carter of the NBA's Toronto Raptors. He has a son, Lamar Saxton.



Wes Chandler – Born August 22, 1956, New Smyrna Beach, FL. Wide Receiver University of Florida 1974-77. Pro Wide Receiver New Orleans 1978-81, San Diego 1981-87, San Francisco 1988. Pro Coach: Orlando Thunder (NFL) 1991-92, Rhein Fire (NFL) 1995-97, Frankfurt Galaxy (NFL) 1998, Berlin Thunder (NFL) 1999 (head coach), joined Dallas in 2000.



George Edwards

Linebackers

Duke

NFL: 3rd Year ★ Cowboys: 3rd Year



In just two seasons as an NFL coach, George Edwards has established himself as a sound teacher who has produced excellent results in working with a young group of players.

In 1999, weakside linebacker Dexter Coakley was selected to the Pro Bowl, becoming the first Dallas linebacker since Ken Norton Jr. in 1993 to earn that distinction. Coakley finished the year second on the team with 131 tackles, while leading the Cowboys with four interceptions. Randall Godfrey led Dallas in tackles last season with 143 stops before accepting a free agency opportunity in Tennessee – a move that will push second-year Cowboy Dat Nguyen into the starting middle linebacker role for 2000. Last season also brought about Edwards' tutelage of second-year man and first-year starter Darren Hambrick, who started 12 games at strongside linebacker for the Cowboys and finished the year with 62 tackles.

In his rookie season as an NFL coach, Edwards saw all three of his starters top the 100-tackle plateau and finish second, third and fourth on the team in tackles. Second year starters Coakley and Godfrey continued their development, with each posting 100-plus tackle seasons for the second consecutive year. Godfrey also added career-highs with three sacks and nine quarterback pressures.

Edwards spent the 1997 season as the defensive line coach at the University of Georgia, where the Bulldogs went 10-2, including a win over Wisconsin in the Outback Bowl, and finished the season ranked 10th in the final Associated Press poll. Along the way, the Georgia defense helped shut out Mississippi State 47-0, marking the first SEC shutout for the Dawgs since 1982.

In 1996, Edwards was the inside linebackers coach at Duke, his alma mater, as well as handling the responsibility of computer analysis. He joined the Blue Devils after four seasons at Appalachian State University, where he coached outside linebackers in 1992-93 before taking over responsibility for all linebackers in 1994-95. While at Appalachian State, he coached Coakley, a two-time Division I-AA National Defensive Player of the Year and an all-rookie selection as a third-round draft choice of the Cowboys in 1997.

During his four-year tenure, Edwards coached two All-America and five All-Southern Conference award winning linebackers. The Mountaineers posted a 32-17 record, including a 12-1 mark in 1995, and qualified for postseason play three times during his stint in Boone, NC.

Edwards began his coaching career working with linebackers as a graduate assistant under Steve Spurrier at the University of Florida in 1991-92. In his two seasons at Florida, the Gators were 19-4, capturing the Southeastern Conference title and a spot in the Sugar Bowl following the 1991 season.

A 1989 Duke graduate, Edwards earned four letters as a linebacker with the Blue Devils. He led the team with 116 tackles in his senior season, a year the Blue Devils tied for the Atlantic Coast Conference crown and made an appearance in the All-American Bowl. Named the most valuable linebacker in 1989, Edwards was an honorable mention All-ACC selection as a senior under Spurrier. He also served two seasons as special teams captain.

A native of Siler City, NC, Edwards was a three-time all-conference and all-county choice at Jordan-Matthews High School, and he was also an academic All-America pick as a senior. Edwards graduated from Duke with a political science degree and did post-graduate study at Florida. George and wife Jami live in Coppell, TX, with their son, B.J. (1/25/00).

George Edwards – Born January 16, 1967, Siler City, NC Linebacker Duke 1985-89. College coach: Florida 1990-91 (graduate assistant), Appalachian State 1992-95, Duke 1996, Georgia 1997. Pro coach: joined Dallas in 1998.



Wayne "Buddy" Geis

Offensive Nickel Package

Lock Haven

NFL: 9th Year ★ Cowboys: 3rd Year



After overseeing Cowboy quarterbacks for two years, Buddy Geis will now handle the players involved with Dallas' offensive nickel packages under new head coach Dave Campo. In this new position, Geis will work closely with the receivers and running backs that are a part of the Cowboys nickel formations.

Under his watchful eye the last two seasons, Cowboy quarterbacks threw only 21 interceptions, the lowest of any team in the league over that time span. Last season (13) marked the ninth consecutive season that Cowboy quarterbacks have thrown 15 interceptions or less, the only team in the NFL to accomplish that feat.

In 1999, Cowboy quarterbacks led the NFC and tied for second in the NFL by throwing only 13 interceptions, while having them returned for a league-low 100 yards. Despite missing over two games with a concussion, Aikman finished the year just 36 yards shy of his fifth career 3,000 yard passing season as he threw for 2,964 yards on 263-of-442 passing.

Despite missing five games with a fractured clavicle in 1998, Aikman threw only five interceptions, a career-low, while recording an 88.5 rating, the fourth highest of his career. His 1.59 interception percentage was the second lowest in team history. Jason Garrett, who started five games while Aikman was out, finished the year 91-of-158 for 1,206 yards, five touchdowns and three interceptions, all career highs. The trio of Aikman, Garrett and Mike Quinn combined to throw only eight interceptions, the second fewest in club history and the fewest in the league, to record the league's lowest interception percentage (1.69%).

Before coming to Dallas, Geis spent two years as offensive assistant/assistant quarterbacks coach with Indianapolis (1996-97). Colts quarterback Jim Harbaugh recorded the second and fifth best quarterback ratings of his career under Geis. Harbaugh's 86.2 rating in 1997 was the fifth best in the AFC, eighth best in the NFL and second highest of his career. In 1996, Harbaugh passed for 2,630 yards, the second highest total of his career, while attempting 405 passes, the second most of his career, and throwing for 13 touchdowns, the third highest total of his career. Backup Paul Justin was 157-of-264 for 1,885 yards, seven touchdowns and five interceptions during Geis' two-year tenure.

Prior to joining the Colts, Geis was the offensive coordinator for the Canadian Football League's Memphis Mad Dogs in 1995. He was the offensive coordinator at Tulane (1994) and Duke (1993) after breaking into the NFL as the Green Bay Packers receivers coach under Lindy Infante from 1988-91.

Geis' star pupil with the Packers, Sterling Sharpe, reached 200 career receptions faster than any other receiver in Packers' history. Sharpe also became the first Packer since Don Hutson in 1945 to lead the NFL in receptions when he tallied 90 catches in his second year in the league (1989). Sharpe earned a spot on the NFC Pro Bowl squad in both 1989 and 1990. Under Geis' tutelage, Sharpe totaled 281 receptions for 4,280 yards and 23 touchdowns.

Geis was the Memphis State Tigers' offensive coordinator and quarterbacks coach (1986-87) prior to his stint with the Packers. He got his first pro coaching experience with the USFL's Jacksonville Bulls, joining Infante's staff as the receivers coach from 1984-85. He first worked with Infante while coaching at Tulane (1977-82) after a stop at Arizona (1974-76). Geis started his coaching career at Altoona, PA, High School (1971-73).

He saw action as a freshman wide receiver at Northern Arizona before transferring to Lock Haven University and earning a degree in health and physical education. He earned a master's degree in education administration at Arizona.

Buddy and wife Jere have two children, Adam and Jeni.

Buddy Geis – Born Sept. 16, 1946, Altoona, PA. Wide Receiver Northern Arizona 1965. College coach: Arizona 1974-76, Tulane 1977-82, 1994, Memphis St. 1986-87, Duke 1993. Pro coach: Jacksonville Bulls (USFL) 1984-85, Green Bay Packers 1988-91, Memphis Mad Dogs (CFL) 1995, Indianapolis Colts 1996-97, joined Dallas in 1998.



Steve Hoffman

Kickers/Quality Control

Dickinson College

NFL: 12th Year ★ Cowboys: 12th Year



Steve Hoffman has developed an outstanding reputation around the NFL for his ability to identify and develop young kickers and punters. His challenges over an 11 year NFL coaching career have been highly visible, and his results have been obvious and impressive.

Since joining the Cowboys in 1989, Hoffman has successfully recruited four rookie or first-year free agent kickers to Dallas. All four – Ken Willis, Lin Elliott, Chris Boniol and Richie Cunningham – kicked at least 18 field goals in their first NFL season. Punters John Jett and Toby Gowin also came to the Cowboys as rookie free agents. Hoffman helped develop Jett into a four-year veteran who performed on two Super Bowl Championship clubs and Gowin into one of the league's top young punters and kickoff specialists.

The 2000 season represents another opportunity for Hoffman to display his skills as the Cowboys search for their new placekicker and punter.

From the perspective of providing offensive punch, the Dallas placekicking numbers are as impressive as any in NFL history. Over the last five years, with four different placekickers, the Cowboys have connected on 184-of-221 field goal attempts for a success rate of 83.3% – including playoffs and two Super Bowls.

Hoffman's expertise in developing battle-ready kicking specialists was no more evident than in 1997, when he introduced Cunningham and Gowin to the pressures of performing in the NFL. Cunningham responded to the challenge by hitting 34 of his first 37 career field goal attempts, including a mid-season streak of 18 straight successful attempts. After finishing the 1997 season as the NFL's second leading scorer with 126 points, Cunningham was named first-team All-Pro by the Associated Press and *The Sporting News*.

Gowin, who doubled as the Cowboys punter and kickoff man, turned in a season-long average of 41.8 yards, and his net average of 35.4 was second best among all NFL rookie punters. His kickoffs averaged 66.6 yards and he registered 12 touchbacks. Gowin capped his best season in Dallas in 1999 by averaging 43.2 yards-per-attempt (seventh in the NFL) before leaving for New Orleans via free agency.

Both Boniol and Jett departed the Cowboys following the 1996 season after very productive careers in Dallas. Boniol nailed his last 27 straight field goal attempts in 1996, after hitting his last 25 in a row in 1995. He closed his three-year Cowboys career by hitting on 81-of-93 field goals (87.1%), while Jett crafted a four-year average of 41.9 yards-per-punt.

As a rookie in 1994, Boniol hit on 22-of-29 field goal attempts (75.9%) to set a team record for field goal percentage by a rookie. In 1995, Boniol hit on 27 of his 28 field goal attempts (a team record 96.4% and the second best mark in NFL history at the time), and he also scored 127 points to establish a club-record for points by a kicker.

In 1993, Hoffman introduced free agent punter John Jett to the NFL. The newcomer responded by finishing the year ranked third in the NFL in net punting average (37.7).

Hoffman discovered a pair of rookie free agent placekickers in 1990 and 1992, and each went on to establish Dallas records for scoring by a rookie. In 1990, Ken Willis set the mark with 90 points, and in 1992, rookie Lin Elliott shattered that standard by scoring 119 points.

After joining the Cowboys as kicking coach in 1989, Hoffman added quality control duties in 1990. He currently coordinates computer scouting of Cowboys future opponents, while providing internal analysis of the Cowboys own tendencies and productivity.

From 1985-87, Hoffman oversaw kickers at the University of Miami, where one of his charges was Jeff Feagles, an 11-year pro who punted for Seattle last season. Hoffman also was a top instructor for Ray Pelfrey's kicking camps, where his students included Barry Helton, who booted for the L.A. Rams, and Brian Hansen, the Saints' all-time leading punter.

Hoffman spent two springs in Italy as offensive coordinator of the Bellusco Seahawks (1987) and Rho Blacknights (1988). In the fall of 1988, he coached at Sunset High School in Miami.

In 1983, Hoffman punted for the Washington Federals of the USFL. He also went to training camp with the Redskins in 1981 and 1983, Seattle in 1984 and New Orleans in 1985.

Born in Camden, NJ (9/8/58), Hoffman starred in baseball and football at York Suburban High School in York, PA. He earned All-Mid-Atlantic Conference honors at Dickinson College, where he played quarterback, running back and wide receiver while handling the punting duties. Hoffman earned a Bachelor of Arts degree in economics from Dickinson and a Master of Science in sports administration from St. Thomas (FL). He met his wife, Raffaella, while coaching in Italy, they now reside in Coppell, TX, with their daughter, Micaela (10/18/95), and son, Lucas (5/29/97).



Steve Hoffman – Born September 8, 1958, Camden, NJ. Quarterback-running back-wide receiver Dickinson College 1979-82. Pro punter Washington (USFL) 1983. College coach: Miami 1985-87. Pro coach: joined Dallas in 1989.



Hudson Houck

Offensive Line

Southern California

NFL: 18th Year ★ Cowboys: 8th Year



In his seven years in Dallas, Hudson Houck has molded the Cowboys offensive line into one of the top units in league history. During his tenure, the Cowboys have surrendered fewer than 168 sacks (1.5 per game) while guiding the offense to top eight rankings in total offense four times. Dallas is one of only three teams in the NFL to have allowed fewer than 40 sacks in each of the last seven years and the only team to have surrendered fewer than 20 sacks multiple times (three). Prior to Houck's arrival in Dallas, the Cowboys had allowed fewer than 30 sacks in a season only once in franchise history. Dallas has accomplished that feat six times during Houck's tenure. The 168 sacks allowed from 1993-99 are the fewest in the NFL – Kansas City and Miami are second with 196. The Dallas line has led the NFC in fewest sacks allowed in five of Houck's seven seasons. During his 17-year NFL career, his lines have helped running backs produce six NFL rushing titles and 15 1,000-yard rushing seasons.

While with Dallas, six different offensive linemen have landed in the Pro Bowl at least two times each: Larry Allen (five appearances), Nate Newton (five), Erik Williams (four), Ray Donaldson (two), Mark Stepnoski (two) and Mark Tuinei (two). In all, six linemen have made 20 trips to the Pro Bowl in the last seven years, a total no other NFL team can match.

In 1999, Houck returned only one starting lineman to the position he played in 1998 (Williams – right tackle). Allen moved from left tackle to left guard and Flozell Adams from right guard to left tackle while Everett McIver returned from injury to play right guard and Stepnoski returned to the team after four seasons with the Oilers/Titans to play center. Despite this positional overhaul, the Cowboys finished the year second in the NFL in fewest sacks allowed (24) and third in fewest yards lost by sack (151). This group allowed Emmitt Smith to rush for over 1,000 yards (1,397 despite missing the equivalent of two and a half games) for the ninth consecutive year. Following the season, Allen earned his fifth Pro Bowl selection at his third different position (right guard – 1995-97, left tackle – 1998 and left guard – 1999), while Williams earned his fourth trip to Hawaii.

In 1998, Houck moved Allen from right guard to left tackle, changed starting centers at mid-season and relied on rookie Adams, a second round draft pick, at right guard for most of the year. Despite these changes, Dallas led the NFL in fewest sacks allowed (19 – tying the second lowest figure in club history) and finished second in the league in fewest yards lost by sack (110). With this protection, Troy Aikman threw a career-low five interceptions, and Smith rushed for over 1,000 yards (1,332) for the eighth consecutive year. Allen and Newton each earned a trip to the Pro Bowl following the season, allowing Allen to become just the third player in league history to be selected to the Pro Bowl at more than one offensive line position during his career (selected at guard from 1995-97).

In 1997, Houck lost Pro Bowlers Tuinei, Williams and Newton at various times during the season. Despite constant turnover, Smith topped the 1,000 yard rushing mark, and for the third straight year, Aikman was healthy and able to start all season. Following the season, Allen and Williams each made their third appearance in the Pro Bowl.

Houck's 1996 squad equaled the feat of the 1995 group by sending a club-record four members to the Pro Bowl. Allen, Donaldson, Newton and Williams represented Dallas in Hawaii, and along with Tuinei, allowed just 19 sacks on the year, fewest in the NFL and one shy of the club record that group established in 1995 with 18 sacks allowed.

The 1995 squad first established a club record when four members, Allen, Donaldson, Newton and Tuinei, were selected to the Pro Bowl. The line established a club record by allowing just 18 sacks, the second fewest allowed in the NFL in 1995. Also in 1995, Houck's line led Smith to his fourth NFL rushing title in five years, a NFL record 25 rushing touchdowns and a club record 1,773 yards rushing.

The pass protection marks set by the 1994 squad were done despite losing All-Pro tackle Williams to injury seven games into the season. Houck placed a rookie Allen, a second-round draft choice, in Williams' spot at right tackle. Allen went on to start 10 games for Dallas and earned consensus All-Rookie honors. The line once again led the NFC in fewest sacks allowed (fourth in the NFL) at 20.



During his first season in Dallas, the offensive line allowed just 29 sacks, the fewest in the NFC and the third fewest in the NFL. At the same time, Emmitt Smith grabbed his third straight NFL rushing title - only the fourth player in league history to accomplish that feat - while averaging 5.3 yards-per-carry. The Pro Bowl selection of Newton, Stepnoski and Williams after the season marked the first time in club history that three offensive linemen had represented the team in Hawaii.

Prior to coming to Dallas, Houck spent 1992 coaching the offensive line for the Seattle Seahawks. His group of linemen opened holes that allowed Chris Warren to rush for 4.6 yards-per-carry and 1,017 yards, the fifth 1,000-yard rushing season in club history and the first since 1988.

Before joining Seattle, he spent nine years coaching the offensive line for the L.A. Rams. From 1983 to 1991, no team sent more offensive linemen to the Pro Bowl than the Rams. In all, five Rams' linemen made twenty-one trips to Hawaii, including Jackie Slater (seven trips) and Doug Smith (six).

The excellence of the offensive line translated into a 1,000-yard rusher in seven of Houck's nine seasons with the Rams, including four NFL rushing titles in the five years from 1983-87. Running the ball wasn't the Rams only weapon, as Jim Everett passed for more yards from 1989-91 than any other quarterback in the NFL. Because of the pass protection provided by the offensive line, Everett did not miss a start from 1988-91.

Houck began a 16-year collaboration with John Robinson in 1976 at his alma mater, the University of Southern California. During his tenure at USC, Houck served as offensive line coach, guiding a group that would open holes for Heisman Trophy winners Charles White and Marcus Allen. While at USC, seven of Houck's offensive linemen went on to achieve All-America status and play in the NFL: Marvin Powell (Jets), Pat Howell (Oilers), Brad Budde (Chiefs), Keith Van Horne (Bears), Roy Foster (Dolphins/49ers), Bruce Matthews (Oilers/Titans) and Don Mosebar (Raiders).

Houck graduated from USC after playing three seasons as a center from 1962-64, including the Trojans' 1962 national championship team. He began his coaching career as an assistant at Crescenta Valley, CA, High School in 1966. He served two years in the United States Army from 1967-68 before returning to Crescenta Valley in 1969. From 1970-71, he served his first stint as an assistant at USC before moving on to coach the offensive line at Stanford from 1972-75.

Houck, who attended Eagle Rock High School in Los Angeles, CA, is a supporter of The Rise School of Dallas, a nonprofit organization providing educational services to children with Down Syndrome. He and his offensive linemen, in conjunction with The Rise School of Dallas, have participated in the First Downs for Down Syndrome fund raising program. Hudson (1/7/43) has a son, Troy. His wife Elsie has two children, Scott and Holly.

Hudson Houck - Born January 7, 1943, Los Angeles, CA. Center Southern California 1962-64. College coach: Southern California 1970-72, 1976-82, Stanford 1973-75. Pro coach: Los Angeles Rams 1983-91, Seattle Seahawks 1992, joined Dallas in 1993.



Jim Jeffcoat

Defensive Ends

Arizona State

NFL: 3rd Year ★ Cowboys: 3rd Year



After spending two years as Dallas' assistant defensive line coach, Jim Jeffcoat was named defensive ends coach by new head coach Dave Campo. While working with the defensive line,

Jeffcoat has used his 15 years of NFL playing experience to help develop an exciting, young group of defensive ends that includes Greg Ellis (third year), Ebenezer Ekuban (second), Peppi Zellner (second) and Michael Myers (third). With the aggressive defense the Cowboys play, this group of ends will be expected to continue its improvement while creating havoc in opponents' backfields.

The Cowboys defensive line came through again in 1999, with three linemen totaling over 50 tackles for the year. Chad Hennings led the way with a career-high 92 tackles, while Kavika Pittman added a career-high 74 and Ellis recorded 59 in 13 games. Ellis' team leading 7.5 sacks was the Cowboys highest sack total since Tony Tolbert registered 12.0 in 1996. Alonzo Spellman and Hennings added five sacks apiece while Pittman chipped in three. All totaled, the Dallas defensive line accounted for 28.5 of the team's 35 sacks. Spellman led the team in quarterback pressures with 22, while Pittman added 21 and Ellis 17. Pittman also finished second on the team with 10 passes defended, the highest total



for a Cowboys lineman since Ed "Too Tall" Jones batted down 14 in 1988. First-round draft choice Ebenezer Ekuban saw action in Dallas' defensive end rotation and earned All-Rookie honors from *Pro Football Weekly* and *Football News*.

In 1998, Ellis became the first Dallas Cowboys rookie to start a season at defensive end since Bob Lilly in 1961. Ellis, who topped all defensive linemen with 63 tackles, led four Dallas defensive linemen that finished with more than 50 tackles – Pittman (59), Hennings (55) and Leon Lett (51). It marked the first time since 1990 that four linemen had recorded over 50 tackles in a season. Cowboys ends accounted for 17 of the teams' 34 sacks, with Pittman recording a team-high six and Ellis and Myers contributing three each. Ellis led the team with 22 quarterback pressures, followed by Lett (20), Pittman (16) and Hennings (13).

Jeffcoat joined the coaching ranks in 1998 after finishing his playing career with 102.5 career sacks, 745 tackles and 194 quarterback pressures. Jeffcoat played in 227 games, placing him among the top 40 players all-time in number of games played. He spent the first 12 years of his career with Dallas after being selected in the first round of the 1983 NFL Draft, and he was a member of the Cowboys' teams that won Super Bowls XXVII and XXVIII. Jeffcoat has played for or coached with all five head coaches in Cowboys history.

During his 12-year stint with the Cowboys, Jeffcoat totaled 698 tackles, 94.5 sacks and 149 quarterback pressures. His best season in Dallas was 1989, when he finished with a career-high 100 tackles, a career-high 42 quarterback pressures, 11.5 sacks and a career-high three fumble recoveries. He registered five seasons with 70-or-more tackles and five seasons with 10-or-more sacks in Dallas. He tied the Cowboys team record for sacks in a game when he registered five sacks at Washington on Nov. 10, 1985.

Jeffcoat was a three-year starter at Arizona State University from 1980-82, where he earned All-PAC 10 and honorable mention All-America honors. He was inducted into the Arizona State Hall of Fame on Oct. 22, 1994 after being named to the all-time Fiesta Bowl team in 1991. Jeffcoat earned All-America football honors at Matawan, NJ, Regional High School while also lettering in wrestling.

Jeffcoat was awarded the New Jersey Sportswriter's Association Unsung Hero Award for his community service in 1991. He earned his bachelor's degree in communications and his Masters in Business Administration from ASU. He and wife Tammy have four children: Jaren (10/1/87), twins, Jackson and Jacqueline (12/26/90), and Jasmine (2/15/99).

Jim Jeffcoat – Born April 1, 1961, Cliffwood, NJ. Defensive End Arizona St. 1979-82. Pro Defensive End Dallas 1983-94, Buffalo 1995-97. Pro coach: joined Dallas in 1998.



Joe Juraszek

Strength and Conditioning

New Mexico

NFL: 4th Year ★ Cowboys: 4th Year



Joe Juraszek (pronounced jer-ASS-ick) joined the Dallas staff as the strength and conditioning coach in February, 1997. Now in his fourth year, the players' respect and admiration of his work is evident in the number of participants in his offseason conditioning program each spring. His impact can also be seen on the field in the development of and contributions from younger players like Dexter Coakley, Greg Ellis, Flozell Adams and Ebenezer Ekuban.

Juraszek's hands-on approach stresses strength development, cardiovascular work, flexibility and speed work. He, along with assistants Bennie Wylie and Tony Ollison, works with the players to tailor programs to individual player needs based on the player's input and their workout history. Juraszek, along with overseeing the strength and conditioning programs for the team, also works with the Cowboys medical staff implementing rehabilitation programs for injured players.

Juraszek came to Dallas after serving as the University of Oklahoma strength coach from 1993-96. He worked with three different coaching staffs during his four-year tenure at OU. Juraszek joined the Sooners after serving as the strength coach at Texas Tech University from 1987-92. He was a graduate assistant and then a full-time assistant strength coach for the Sooners from 1981-86.

He attended the University of New Mexico from 1976-81, where he played linebacker and defensive end for the Lobos while earning bachelor's degrees in Physical Education/Health and Economics. He added a master's degree in Economics while serving as a graduate assistant strength coach at Oklahoma.

A native of Chicago, IL (6/8/58), Juraszek and his wife, Camille, have a daughter, Nikki Jo, and a son, J.D.



Joe Juraszek— Born June 8, 1958, Chicago, IL. Linebacker/Defensive End New Mexico 1976-80. College coach: Oklahoma 1981-86, 1993-96, Texas Tech 1987-92. Pro coach: joined Dallas in 1997.



Les Miles

Tight Ends

Michigan

NFL: 3rd Year ★ Cowboys: 3rd Year



In his two previous seasons overseeing the Cowboys tight ends, Les Miles worked with young players who had limited NFL experience. In his third season, he will have his most experienced group of players yet. David LaFleur, Dallas' second leading receiver in 1999, returns for his fourth season, and Mike Lucky, a 1999 NFL Draft choice, returns for his second year. During the offseason, the Cowboys added 11-year veteran Jackie Harris, who led the Tennessee Titans in receiving in Super Bowl XXXIV. This more experienced group is necessary now that Dallas has returned to an offense that relies heavily on the tight end position.

In 1999, Dallas' tight ends proved to be productive not only in the passing game, but also in the running game. LaFleur posted his best receiving season in the NFL, finishing second on the team, fourth in the NFC among tight ends, with 35 receptions for 322 yards and seven touchdowns. His seven scoring grabs tied the second highest touchdown total by a Cowboys tight end in club history and are the most touchdown receptions by a Dallas tight end since Billy Joe DuPree caught seven in 1980. Bjornson totaled 10 receptions for 131 yards on the year, while seventh-round draft choice Mike Lucky, seeing most of his playing time in two tight end formations, finished the season with five catches for 25 yards. Through their ability to block, LaFleur and Lucky helped the Cowboys rush for 2,051 yards — the team's highest rushing total since 1995.

LaFleur, after moving into the starting line-up, led the tight ends with 20 receptions for 176 yards and two touchdowns in 1998. Bjornson became a big play threat in the passing game with 15 catches for 218 yards (14.5 yards-per-catch), including plays of 27, 31, 34 and 43 yards. Hayward Clay joined the team the first week of the season and added quality depth to the position, seeing action over the final four games of the season following LaFleur's knee injury.

Miles joined the Dallas staff in the spring of 1998 after serving as Oklahoma State University's offensive coordinator for three seasons (1995-97). While in Stillwater, Miles improved the Cowboys offense from an average of 310.5 yards and 20.7 points-per-game in 1995 to 375.7 yards and 30.2 points in 1997 while making an appearance in the Alamo Bowl. In his second year, OSU averaged 390.5 yards-per-game, including 542 yards against Iowa State and 533 against Baylor.

Prior to joining the OSU staff, Miles was the offensive line coach for the Michigan Wolverines (1987-94). During his eight-year stint in Michigan, he coached eight first-team All-Americans and 12 NFL draftees, including Steve Everitt, a first-round selection of the Cleveland Browns in 1993, and Joe Cocozzo, a third-round selection of the San Diego Chargers in 1993. The Wolverines played in five Rose Bowls and won an unprecedented five consecutive Big 10 titles while Miles oversaw the offensive line.

Miles was the offensive line coach for the Colorado Buffaloes from 1983-86 after serving as a Buffaloes' graduate assistant coach in 1982. With his offensive line leading the way, Colorado averaged 259.8 rushing yards-per-game in 1985 while scoring 23 rushing touchdowns. In 1986, the Buffaloes averaged 251.4 rushing yards with 26 rushing touchdowns. Miles started his coaching career as a graduate assistant with Michigan (1979-81).

Miles was a guard on the Wolverines offensive line from 1972-75, helping Michigan to three Big 10 co-championships and an Orange Bowl berth following the 1975 season. He earned a degree in economics from Michigan. Miles earned all-state honors in football at Elyria, OH, High School while also lettering in baseball and wrestling.

A native of Elyria, OH and a member of the Elyria Hall of Fame, Les (11/10/53) and wife Kathy have a daughter, Kathryn Ann, and two sons, Leslie Matthew and Benjamin Labarge.

Les Miles — Born Nov. 10, 1953, Elyria, OH. Guard Michigan 1972-75. College coach: Michigan (Graduate Assistant) 1979-81, Colorado 1982-86, Michigan 1987-94, Oklahoma State 1995-97. Pro coach: Joined Dallas in 1998.



Andre Patterson

Defensive Tackles

Montana

NFL: 4th Year ★ Cowboys: 1st Year



Andre Patterson has been with teams that have reached postseason play in each of his three seasons in the National Football League. Since entering the NFL in 1997, his clubs have compiled a 35-13 (.729) regular season record and captured two division titles.

In two seasons with the Vikings (1998-99), Patterson worked with two of the top pass rushers in NFL history in John Randle (106 career sacks) – who recorded double-figure sacks totals in both seasons under Patterson – and Chris Doleman (150.5 career sacks). Last season the Vikings defense finished fifth in the NFC in fewest points allowed (335), while Randle led the team in sacks (10) and quarterback hurries (65). In addition, Duane Clemons finished second on the team with a career-high nine sacks.

In 1998, Patterson led a unit that was a big part of the Vikings defense that shut out opponents in 29-of-73 quarters (including playoffs), held the opposition to 296 points (sixth best in the NFL) and had the second best turnover ratio (+14) in the NFL. Randle led the squad in sacks (10.5) and quarterback hurries (80), while defensive end Derrick Alexander had a career-high for sacks (7.5).

Patterson joined the Vikings for the 1998 season after spending the 1997 season as a defensive assistant with the New England Patriots. In his first season coaching in the NFL, he helped guide the Patriots to a 10-6 record and the AFC Eastern Division title. Patterson spent most of his time working with defensive line coach Ray Hamilton. The Patriots finished the campaign with 45 sacks, the second highest total in team history. Henry Thomas led the defensive line with seven sacks. New England's defense tied for fourth in the NFL in takeaways/giveaways (+10) and fifth in the NFL against the run.

Prior to joining the Patriots, Patterson spent three seasons as the head coach at Cal-Poly-San Luis Obispo (1994-96). When he arrived at Cal-Poly, the school had just made the jump from Division II to I-AA. In his first season as a head coach, Patterson led the Mustangs to the American West Conference title with a 7-4 record and earned American West Coach of the Year honors. The following season, the Mustangs continued to excel as they finished second in the country in passing yards (344.9 ypg) and in total offense (495.9 ypg), second only to Montana, the eventual I-AA national champion. The Mustangs averaged 37.4 points-per-game, sixth in the country, and placed two players on the All-America team.

Prior to joining the Mustangs, Patterson coached the defensive line at Washington State for two seasons (1992-93) under former Cougars and current Cowboys defensive coordinator Mike Zimmer – his second stint with Zimmer. While with the Cougars, Patterson coached two active NFL players (Chad Eaton and Lewis Bush). The pair helped set a Pac-10 single-season record with 60 sacks in 1992.

In 1990, Patterson joined the staff at Cornell for two seasons as the defensive line coach. In 1990, Cornell claimed the Ivy League title, powered by a defensive unit which ranked second in the conference and set seven new school records in the process.

In 1989, Patterson served as the defensive coordinator at Western Washington University. That year, his defense set an NAIA record for limiting an opponent to minus nine yards passing in a game. He first crossed paths with Zimmer in 1988, when Patterson was coaching the defensive line at Weber State and Zimmer was defensive coordinator.

Patterson coached at St. Monica High School in Santa Monica, CA, in 1987-88. In 1983, he accepted a teaching and coaching position at Renton High School in Washington, where he served as the defensive coordinator and offensive line coach from 1983-86.

Patterson began his coaching career as a graduate assistant at his alma mater, the University of Montana, in 1982.

Patterson played two seasons at Contra Coast Junior College as an offensive lineman before transferring to Montana in 1981. He played one season at Montana before knee injuries ended his playing career.

Andre Patterson was an all-league center and nose guard at Harry Ells High School in Richmond. He earned his Associate of Art degree from Contra Costa Junior College in San Pablo, CA in 1980. Patterson received his bachelor's degree in secondary education from the University of Montana in 1983. He is a keynote speaker on Academics and Athletics for the National Rainbow Coalition Convention with Reverend Jesse Jackson. Patterson coached the El Cerreto boys baseball team to a second place finish to Cuba in the 1979 Boys Baseball World Series. He and wife Donna have a son, Andre Jr. (5/19/92), and a daughter, Ashmera (8/13/98).



Andre Patterson – Born June 12, 1960, Camdon, AR. Offensive line Contra Costa J.C. 1978-80, Montana 1981. College coach: Montana 1982, Weber State 1988, Western Washington 1989, Cornell 1990-91, Washington State 1992-93, Cal Poly-San Luis Obispo 1994-96 (Head Coach). Pro coach: New England 1997, Minnesota 1998-99, joined Dallas in 2000.



Clancy Pendergast

Defensive Nickel Package

Arizona

NFL: 6th Year ★ Cowboys: 5th Year



After four years serving the dual role of defensive assistant/quality control for the Cowboys, Clancy Pendergast will oversee the club's defensive nickel package in 2000, assisting secondary coach Bill Bates. In addition, Pendergast will continue to be responsible for Dallas' defensive quality control by breaking down game film and compiling coaching reports on the offensive tendencies of Cowboy opponents.

In each of the past four seasons, Pendergast's work as a defensive assistant, helping with the linebackers in particular, has been an integral part of the defense's success. During that time, he has helped incorporate young players like Dexter Coakley, Randall Godfrey, Darren Hambrick and Dat Nguyen into the lineup as valuable contributors. Coakley has evolved the farthest the fastest, moving from a rookie third-round draft choice in 1997 to a Pro Bowl selection last season. In addition, he has finished in the top three in tackles for the club each season. In 1999, Coakley also led the club with four interceptions, the most by a Dallas linebacker since Lee Roy Jordan had six in 1975. Pendergast also helped work Darren Hambrick, a 1998 fifth-round draft choice, into the starting lineup at strongside linebacker in 1999, and Hambrick responded with 62 tackles, 2.5 sacks and two interceptions in his first year as a starter.

The play of Dallas' linebackers in 1998 helped the Cowboys improve their run defense from 24th to 12th in the NFL. Coakley led the group with 127 tackles, second on the team, Fred Strickland finished third on the team with 117 stops, and Godfrey totaled 115 tackles to finish fourth on the team.

The Cowboys linebackers finished 1997 as the team's second, third and fourth leading tacklers. Godfrey led the group with 149 tackles and a career-high seven tackles behind the line of scrimmage. Coakley started all year at weakside linebacker and recorded 136 tackles, the club-record for tackles by a rookie.

In 1996, the Dallas linebackers helped improve the Cowboys' rush defense from 16th to ninth in the NFL. The linebackers were led by Strickland, who recorded a team and career-high 153 tackles. Pendergast worked closely with rookie draft pick Godfrey, helping him earn a starting spot at strongside linebacker by Week 11 against Green Bay (11/18/96).

Pendergast spent the 1995 season with the Houston Oilers as a defensive assistant and quality control coach. He joined the Oilers from Alabama-Birmingham, where he was named the tight ends coach in January of 1995. Prior to his short stint at UAB, Pendergast spent the 1993-94 seasons working with the tight ends and as an advance scout at Oklahoma. In 1992, Pendergast was a defensive assistant at Southern Cal. After earning his bachelor's degree from Arizona (1990), Pendergast worked the 1991 season as a graduate assistant at Mississippi State, helping with the receivers and working as an advance scout.

Pendergast (11/29/67) is a native of Phoenix, AZ.

Clancy Pendergast – Born November 29, 1967, Phoenix, AZ. College coach: Mississippi State (Graduate Assistant) 1991, Southern Cal 1992, Oklahoma 1993-94. Pro Coach: Houston Oilers 1995, joined Dallas in 1996.



Jack Reilly

Offensive Coordinator

Long Beach State

NFL: 11th Year ★ Cowboys: 2nd Year



Jack Reilly returns to the Dallas Cowboys as offensive coordinator under new head coach Dave Campo. A passing fundamentalist, Reilly brings to Dallas the precision passing game that quarterback Troy Aikman and the Cowboys offense rode to three Super Bowl titles under Norv Turner and Ernie Zampese from 1991-97. Reilly, whose first stint with the club came as quarterbacks coach in 1997, takes over an offense that finished last season 16th in the NFL, averaging 323.6 yards-per-game. Entering his 33rd year of coaching, he will be serving as offensive coordinator for the second time in his career, having filled that roll with the St. Louis Rams in 1995-96.

For the past two seasons, Reilly served as the New England Patriots quarterbacks coach. Last season, the Patriots finished 10th in the league in passing offense (227.3 yards-per-game) and quarterback Drew Bledsoe threw for 3,985 yards, the third highest of his career and the second best in the AFC (Manning - 4,135). In 1998, Bledsoe threw for 3,633 yards - the fourth best total of his career - and had a career low 14 interceptions despite missing the final two games of the season due to injury. The Patriots offense boasted the fifth ranked passing offense in the league, averaging 228.8 yards-per-game.

Reilly was the Cowboys quarterbacks coach in 1997, becoming the first assistant coach in Dallas to work exclusively with the quarterbacks in a non-coordinator's role since the 1989 season. Under Reilly's watchful eye, Aikman threw for the second highest touchdown total of his career (19) while watching his interception ratio drop from 2.8 in 1996 to 2.3 in 1997. The Cowboys averaged 196.3 passing yards-per-game in Reilly's only season with the club.

Reilly joined the Cowboys after two seasons (1995-96) as offensive coordinator for the St. Louis Rams, where he helped the Rams improve from 21st in the league in total offense in 1994 to 15th in his first season. The Rams offense averaged 327.3 yards-per-game in 1995, including 237.8 passing to finish ninth in the NFL. Under his tutelage, Pro Bowl wide receiver Isaac Bruce recorded the second highest single-season receiving yardage total in NFL history (1,781) in 1995 while finishing second in the league to Jerry Rice (1,848).

Prior to his work with the Rams, Reilly spent the 1994 season as the Los Angeles Raiders running backs coach on Art Shell's staff and was an offensive assistant with San Diego from 1990-93. In his final two seasons in San Diego, he called the plays as the Chargers pass-offense coordinator, and in 1992, the club won 11 of its last 12 regular season games to claim the AFC Western Division title.

Reilly entered the NFL after five years (1985-89) as offensive coordinator and quarterbacks coach at the University of Utah, where he guided the development of current Cincinnati Bengals quarterback Scott Mitchell. Reilly directed an offense that led the nation with an average of 396 passing yards a game and 547 total yards a game in 1988. Utah ranked second in the nation in passing in 1989 and third in 1987. Mitchell, an All-America selection as a junior, finished his collegiate career with 10 NCAA and five Western Athletic Conference records in addition to virtually every school passing record.

Reilly also coached five years at El Camino College in Inglewood, CA, (1980-84), serving as head coach his final three seasons and posting a 19-10 record. He began his coaching career in 1968 at Beverly Hills High in Los Angeles. After 12 seasons, including the last five as head coach, Reilly made his move to El Camino.

Born in Boston, MA, Reilly grew up in Southern California. He played quarterback at Culver City High School before moving on to play collegiately at Washington State, Santa Monica College, where he earned junior college All-America honors, and Long Beach State, where he earned Little All-America honors.

Reilly and his wife, Wendy, have a son, Chris, and two daughters Corrie and Katie.

Jack Reilly - Born May 22, 1945, Boston, MA. Quarterback Washington State 1963, Santa Monica (Calif.) J.C. 1964, Long Beach State 1965-66. College coach: El Camino (Calif.) J.C. 1980-84 (head coach 1981-84), Utah 1985-89. Pro coach: San Diego Chargers 1990-93, Los Angeles Raiders 1994, St. Louis Rams 1995-96, Dallas Cowboys 1997, New England Patriots 1998-99, re-joined Dallas in 2000.



Tommie Robinson

Special Teams Assistant



Troy State

NFL: 3rd Year ★ Cowboys: 3rd Year

After two seasons working with the Cowboys offense, Tommie Robinson will spend his time with Joe Avezzano and the special teams units in 2000. As special teams assistant, Robinson will help to direct one of the top units in the NFL in recent years.

Robinson's work as an offensive assistant paid big dividends on the field over the past two seasons. In 1999, the Cowboys finished sixth in the NFL in rushing behind Emmitt Smith's 1,397-yard outburst, his best showing since 1995. Through the air, newcomer Raghib Ismail worked his way into the Dallas attack and led the club with 80 receptions and 1,097 yards, both were career-highs.

In Robinson's first year in Dallas, the Cowboys rebounded from a 6-10 record in 1997 to a 10-6 mark and a NFC East title in 1998. Along the way, the offense saw its NFL ranking rise from 20th in 1997 to eighth in 1998, and the club averaged 23.8 points-per-game - a figure that was ninth best in the league.

Although a newcomer to the Cowboys staff in 1998, Robinson was not a new face around the team, having spent the 1997 training camp with Dallas working with the wide receivers as a recipient of the Jerry Jones Minority Coaching Fellowship. Robinson has also been to training camp with the New Orleans Saints and St. Louis Rams.

Robinson joined the Cowboys in 1998 after one month on the staff at UNLV. He joined the Rebels after four seasons as wide receivers coach at Texas Christian University (1994-97), where he was part of the Horned Frogs 1994 Southwest Conference Co-Championship team that appeared in the Poulan Weedeater Independence Bowl.

Robinson left TCU with three of his former players among the school's all-time top 10 in career receptions. Under his guidance, John Washington put together the fifth best receiving season in school history with 52 catches in 1995. Washington also finished his career with 135 receptions, the fourth best total in school history. Another Robinson pupil, Jimmy Oliver, set a school record for receiving yards in a game with 206 against Texas Tech in 1994.

Robinson joined TCU after two seasons as running backs coach at Utah State (1992-93), where he helped the Aggies capture the Big West Conference Championship and a Las Vegas Bowl win in 1993. His top runner, Abu Wilson, finished his career as the leading rusher in school and conference history with over 3,900 yards.


Prior to Utah State, Robinson spent two years (1989-90) at his alma mater, Troy State, as linebackers coach, and then one year at the University of Arkansas in 1991. The Razorbacks went 6-6 and made an appearance in the Poulan Weedeater Independence Bowl that year.

After college, Robinson pursued professional football for a year before breaking into the coaching ranks at Woodham High School in Pensacola, FL, in 1986. He then moved to his hometown of Phenix City, AL, where he coached at Central H.S. in 1988.

Robinson was a three year starter in the secondary at Troy State University (1982-84), and he earned All-Gulf South Conference honors as a senior team captain of the 1984 Division II national championship team.

A native of Phenix City (4/4/63), Robinson was a four-sport athlete at Central High School before entering Troy State. He earned his degree in psychology from Troy State in 1985. He and his wife, Lartonyar, have three children - sons, Dantrell (2/15/86) and Trey (8/30/97), and daughter, Towanda (4/11/93).

Tommie Robinson - Born April 4, 1963, Phenix City, AL. Defensive back Troy State 1981-84. College coach: Troy State 1989-90, Arkansas 1991, Utah State 1992-93, Texas Christian 1994-97, UNLV 1998. Pro coach: Joined Dallas in 1998.



Clarence Shelmon

Running Backs

Houston

NFL: 10th Year ★ Cowboys: 3rd Year



Tutoring the NFL's elite running backs has been a primary part of Clarence Shelmon's job description throughout his impressive 11-year NFL career. In Dallas, he is charged with guiding the fortunes of the NFL's leading active runner in Emmitt Smith (13,963 yards — third on the NFL's all-time list) and the NFL's sixth ranked rusher among active players in Chris Warren (7,400).

Together Smith and Warren combined for 1,800 rushing yards in 1999, allowing the Cowboys to finish the season ranked sixth in the NFL in rushing offense, while Smith's 1,397 yards were the fourth highest total for all NFL runners. Smith tallied nine 100-yard rushing games last year, the second highest single season total of his career, while moving into third place on the all-time NFL chart behind Walter Payton (16,726) and Barry Sanders (15,269). Along the way, Shelmon molded second-year man Robert Thomas into the Cowboys starting fullback after spending the first year of his NFL career as a linebacker. Thomas replaced Daryl Johnston, who was lost for the year in the season opening game.

Shelmon joined the Cowboys in 1998 after six seasons working with the Seattle Seahawks' running backs. Shelmon's first season in Dallas produced solid results as Smith registered his highest single season rushing total (1,332) since 1995, and Warren compiled a team-leading 4.9 yards-per-carry rushing average. In Week Five at Washington (10/4), the Dallas ground game hit its stride as both Smith (120 yards) and Warren (104) topped the 100-yard rushing barrier, marking the first time a pair of Cowboy backs had eclipsed the century mark in the same game since 1978. The Dallas offense finished the year averaging 125.9 rushing yards-per-game, an improvement of nearly 25 yards-per-game over the previous year's average.

In his first year under Shelmon's tutelage, Smith continued to add to his brilliant career by surpassing several career milestones, most notably moving into the top spot on the Cowboys all-time rushing list and becoming the NFL's all-time leader in career rushing touchdowns (currently at 136).

Shelmon's association with a solid running game has been evident in every stop of his coaching career. The Seahawks finished among the NFL's top five rushing teams in four of his last five seasons in Seattle after taking over the league's 20th ranked running game when he joined the club on Jan. 21, 1992 under Head Coach Tom Flores.

Shelmon inherited Warren, who had 24 rushing yards in his first two seasons, and helped turn him into a four-time 1,000 yard rusher (1992-95), a streak that was broken in 1996 due to injury. Warren bounced back in 1997 with 847 yards (4.2 yards-per-carry) and became the franchise's all-time leading rusher on the last carry of the season when he gained the 6,706th yard of his career, breaking Curt Warner's club mark of 6,705 career rushing yards. Warren's 1,545 yards and 4.6 yards-per-carry in 1994 led the AFC and set a franchise record. His 15 rushing touchdowns in 1995 also led the AFC and his 1,346 rushing yards that season ranks fourth in Seahawks history for a single-season. His 24 100-yard games is another record.

Shelmon was also responsible for the emergence of Lamar Smith, who was originally a third-round draft choice by Seattle. Smith rushed for 680 yards in 1996, a total that would have led six other teams, and averaged 4.2 yards-per-carry in 1997 with 392 yards on 91 attempts. At fullback, Shelmon utilized the talents of Mack Strong, who emerged as a starter in 1996 after signing as an undrafted free agent in 1993.

Shelmon entered the NFL in 1991 as the running backs coach with the Los Angeles Rams before moving on to Seattle in 1992.

Shelmon made the jump to the NFL from the University of Southern California, where he spent four years (1987-90) as the running backs coach. At USC, Shelmon aided in the development of standout running backs Aaron Emanuel, Ricky Ervins and Leroy Holt. In 1989, Shelmon guided Ervins to the Pac-10 rushing title with 1,395 yards. Holt also gained All-America honorable mention and All-Pac-10 honors. In 1988, Holt captured All-Pac-10 honors, while in 1987, tailback Steven Webster ran for 1,109 yards while garnering All-America honorable mention and All-Pac-10 accolades. During Shelmon's tenure, the Trojans made three consecutive Rose Bowl appearances, including a 17-10 victory over Michigan in 1990.

Before joining the Trojans, Shelmon handled the running backs at Arizona from 1984-86. While with the Wildcats, Shelmon helped develop running backs Vance Johnson, who



later starred as a wide receiver for the Denver Broncos, and David Adams, who finished his career as the third leading rusher in Arizona history.

In all, eight of his backs earned All-Pac-10 honors, including two conference rushing champions and one second place finisher, during his seven years in the Pac-10.

He began his coaching career in 1975 as a graduate assistant at Houston from 1975-76. Following a year of coaching at Carroll High School in Corpus Christi, TX, Shelmon spent three seasons at Army (1978-80), where he coached tight ends and running backs. He then moved to Indiana University for three seasons (1981-83) as running backs coach.

Born in Bossier City, LA, on Sept. 17, 1952, he attended Airline High School before moving to the University of Houston, where he was a two-year letterman as a running back. Shelmon graduated with a B.S. degree in Education. He attended Long Island University working towards a Master's Degree in Guidance and Counseling.

Shelmon plays an active role as a board member for the annual Gary "Big Hands" Johnson Drug, Alcohol and Tobacco Awareness Camp in Saginaw, Michigan. In addition, Shelmon and his wife, Nancy, have created a foundation in the memory of his mother, Ruby Shelmon, that annually helps fund the college education of high school seniors from Bossier City.

Clarence's wife, Nancy, lives and works in Los Angeles.

Clarence Shelmon – Born September 17, 1952, Bossier City, LA. Running back Houston 1971-75. College coach: Houston, 1975-76 (graduate assistant), Army 1978-80, Indiana 1981-83, Arizona 1984-86, Southern California 1987-90. Pro coach: Los Angeles Rams 1991, Seattle Seahawks 1992-97, joined Dallas in 1998.



Glenn Smith

Offensive Assistant

Texas

NFL: 1st Year ★ Cowboys: 1st Year



Glenn Smith joins the Dallas Cowboys coaching staff on a full-time basis in 2000 as an offensive assistant after working with the organization's scouting and coaching staffs in a variety of capacities from 1996 to 1999.

For the past three seasons, Smith has assisted the Dallas offensive coaches by breaking down film during the week and charting plays at practice and on game days. In 1996 and 1997, he spent the majority of his time as an assistant in the Cowboys personnel department. While working under Larry Lacewell, Smith helped evaluate college and pro prospects while assisting with pro timing days at colleges and universities.

Prior to joining the Cowboys, Smith was a member of the coaching staff at Northern Illinois University from 1992 to 1995. While working under head coach Charlie Sadler, Smith served as the Huskies tight ends coach (1995), wide receivers coach (1993-94) and recruiting coordinator (1992-93). In his final two seasons at NIU, the Huskies offense ranked in the top 15 in the nation in rushing offense. In addition to his coaching responsibilities at NIU, Smith also assisted with the team's travel arrangements and various other administrative duties.

A 1986 graduate of the University of Texas, Smith began his coaching career as a graduate assistant at Oklahoma from 1988 to 1991. While with the Sooners, he worked under head coaches Barry Switzer and Gary Gibbs with the strength and conditioning program.

Smith is a 1981 graduate of Lanier High School in Austin, TX, where he lettered in football, basketball and baseball. He also spent a summer as a caddie for PGA Tour member Mark Coward.

Glenn Smith – Born February 8, 1963, Austin, TX. College coach: Oklahoma (Graduate Assistant) 1988-91, Northern Illinois 1992-95. Pro coach: joined Dallas in 2000.



Wade Wilson

Quarterbacks

East Texas State

NFL: 1st Year ★ Cowboys: 1st Year



Returning to Dallas as an assistant coach in 2000 is Wade Wilson, a former Cowboys back-up quarterback, who will now oversee the Cowboys quarterbacks. Wilson brings to Dallas 19 years of NFL playing experience, knowledge of Jack Reilly's offense and previous experience working with Troy Aikman. Wilson will also use his playing experience to help the Cowboys' back-up quarterbacks.

Wilson takes over a group that posted the fourth lowest interception percentage (2.56) and the second fewest interceptions (13) in the league last season. With Troy Aikman as the focal point of the Cowboys passing game, Dallas quarterbacks have thrown an average of 11.5 interceptions-per-year since 1992, the lowest figure in the NFL over that time span. Of the 27 teams that have been in existence since 1992, the Cowboys (92) are the only team to have thrown fewer than 100 interceptions.

A former Pro Bowler, Wilson joins the coaching ranks after a 19-year playing career. Only four other players in NFL history have played more seasons than Wilson. He was originally an eighth-round draft choice (210th overall) of the Minnesota Vikings in 1981 and led them to three playoff appearances, including the 1987 NFC Championship Game, during his 11 years with the team. He also spent time with the Atlanta Falcons (1992), New Orleans Saints (1993-94), Dallas Cowboys (1995-97) and Oakland Raiders (1998-99). He served as Aikman's backup on the Cowboys Super Bowl XXX championship team in 1995.

Wilson completed his career with a 75.6 quarterback rating on 1,391-of-2,428 passing for 17,283 yards. His best statistical year was 1988 when he led the NFC with a 91.5 quarterback rating by completing 204-of-332 passes (61.4%) for 2,746 yards, 15 touchdowns and nine interceptions. His 61.4% completion rate led the NFL that season. During his three years in Dallas, Wilson threw for 585 yards, one touchdown and four interceptions on 58-of-96 passing for a 63.9 rating. He earned one start (at Washington, 12/22/96) in his three-year stay in Dallas.

He was a four-year letterman and three-year starter at East Texas State University, where he earned NAIA All-America and Lone Star Conference MVP honors as a senior while leading the conference in passing and total offense. He completed 338-of-668 passes for 4,414 yards and 32 touchdowns during his four years with the Lions. He played high school football at near-by Commerce, TX, High School.

Charles Wade Wilson earned his bachelor's degree in business management from ETSU, and he has his real estate license and his SEC-series seven registration. He has four children; Travis Wade, Hayden, and twins Coleton and Sophie.

Wade Wilson - Born February 1, 1959, Commerce, TX. Quarterback East Texas State University 1977-80. Pro Quarterback Minnesota 1981-91, Atlanta 1992, New Orleans 1993-94, Dallas, 1995-97, Oakland 1998-99. Pro Coach: joined Dallas 2000.



Mike Zimmer

Defensive Coordinator

Illinois State

NFL: 7th Year ★ Cowboys: 7th Year



After serving as Dallas' defensive backs coach for the past five years, Mike Zimmer has been promoted to defensive coordinator under new head coach Dave Campo. Zimmer originally joined the Cowboys staff in 1994 as a defensive assistant working with the nickel defense and was promoted to defensive backs coach in 1995. In six years working with the secondary, Zimmer has helped turn Dallas' pass defense into one of the NFL's best. Since 1994, the Cowboys have surrendered an average of 190.6 passing yards-per-game, the second lowest figure in the league over that time span (Philadelphia - 187.4).



In addition to finishing as one of the top two pass defenses in the league three times in the last six seasons, the Cowboys are the only team to have allowed fewer than 176.0 passing yards-per-game over a season three times.

Despite using five different starting lineups in the secondary and losing Kevin Smith, Kevin Mathis and Deion Sanders for a combined 19 games in 1999, Zimmer's defensive backfield helped the Cowboys pass defense finish fourth in the NFC. The Dallas defense also tied for sixth in the league with 24 interceptions – 15 from Zimmer's secondary – and returned four for touchdowns, tying the club record (1985, 1995). The Cowboys defense also limited seven opponents to 190 yards or less passing. Sanders earned his fourth consecutive trip to the Pro Bowl, while Darren Woodson finished third on the team with 128 tackles and George Teague set a career-high with 102 tackles – despite missing two games with a neck strain. Charlie Williams started eight games in place of injured comrades and led all corners with 64 tackles and 11 passes defended.

In 1998, the Cowboys were able to hold eight opponents to 200 yards passing or less, including four to 160 yards or less, despite losing Sanders for over five games, Smith for two games and changing starting free safeties – all in the final six weeks of the season. Sanders led the team with five interceptions totaling 153 return yards to earn his third consecutive Pro Bowl berth, while Woodson earned his fifth straight Pro Bowl appearance after leading the team with 136 tackles and totaling 11 passes defended.

The Cowboys finished 1997 at or near the top of several NFL pass defense categories, including fewest completions allowed (253-first), net yards-per-pass play (4.94-third) and yards gained per completion (10.74-third). The Cowboys also held five opponents to less than 120 yards passing and 12 to 176 yards or less. For the fourth consecutive year, Woodson earned a spot on the NFC Pro Bowl squad after finishing with 97 tackles. Sanders earned his sixth career Pro Bowl honor (second with Dallas), while Smith led the team with 13 passes defended while recording 46 tackles.

In 1996, Smith returned from a ruptured Achilles tendon to tie for the team lead with five interceptions and a career-high 18 passes defended. Woodson earned his third consecutive Pro Bowl berth after finishing with 118 tackles and five interceptions to tie Smith for the team lead. Sanders intercepted two passes, knocked away another nine and recovered a team-high three fumbles to earn his fifth career Pro Bowl selection (first with Dallas).

In his first season as defensive backs coach in 1995, Zimmer lost Smith for the year with a ruptured achilles tendon in the season opener and did not have Sanders' services until Week Nine. Despite the injuries, the secondary surrendered only 204.5 passing yards-per-game, and Dallas returned four interceptions for touchdowns, tying the club record (1985). Woodson earned his second Pro Bowl berth and Sanders finished with two interceptions and 10 passes defended in nine games.

As a defensive assistant in 1994, Zimmer worked with the Dallas nickel defense, which helped the secondary finish as the top ranked pass defense in the league (172.0 passing yards-per-game). Woodson, who earned his first Pro Bowl trip, tied for the team lead with five interceptions to lead a defense that picked off 22 passes during the year.

Before joining the Dallas staff, Zimmer spent five seasons as the defensive coordinator/secondary coach at Washington State. Zimmer's first Cougar defense in 1989 established a school record with 24 interceptions and 48 sacks. In 1992, Washington State allowed opponents to convert only 26.1 percent of their third downs. In 1993, the Cougars finished eighth in the nation in total defense (298 yards-per-game) and second in rushing defense.

Prior to joining the Cougars' staff, Zimmer was an assistant at Weber State College from 1981-88. He was on the same staff with current Cowboys Head Coach Dave Campo during the 1981-82 seasons. Zimmer coached inside linebackers from 1981-84, while adding the duties of defensive coordinator in 1983. From 1985-88, he served as coordinator and oversaw the secondary.

Zimmer began his coaching career as a part-time assistant on defense at the University of Missouri in 1979, coaching, among others, All-Pro cornerbacks Eric Wright (San Francisco 49ers) and Johnnie Poe (New Orleans Saints).

Zimmer was a two-time all-conference quarterback at Lockport, IL, High School in 1972-73, playing for his father Bill, who played football at Bradley and later with the 49ers. Mike also earned all-conference honors in wrestling and baseball.

Zimmer went on to play quarterback at Illinois State University in 1974. After redshirting the 1975 season, he suffered a broken thumb in the spring of 1976 and was moved to linebacker. A neck injury, suffered during the 1976 season, led to surgery and the end of his playing career. He graduated with a Bachelor's degree in physical education in 1979.

Born in Peoria, IL, Mike and wife Vikki have three children, Adam, Marki and Corri.

Mike Zimmer - Born, June 5, 1956, Peoria, IL. Quarterback-Linebacker Illinois State 1974-76. College coach: Missouri 1979-80, Weber State 1981-88, Washington State 1989-93. Pro coach: joined Dallas in 1994.



Larry Lacewell

Director of College and Pro Scouting



Larry Lacewell joined the Cowboys as Director of College Scouting in May of 1992 and has coordinated Dallas' NFL Draft efforts from 1993 to 2000. In the spring of 1994, he added the responsibility of coordinating the scouting effort of all pro personnel. Lacewell now directs the Cowboys personnel evaluation for all college prospects, as well as the NFL's 30 other teams and NFL Europe.

In 1999, seven of the Cowboys eight draft selections earned spots with the club, while six rookies made significant contributions: DE Ebenezer Ekuban, OL Solomon Page, LB Dat Nguyen, WR Wane McGarity, DE Peppi Zellner and TE Mike Lucky.

The Cowboys enjoyed one of their most productive drafts in 1998, as seven of the nine drafted players earned roster spots. The top two picks of 1998, defensive end Greg Ellis and offensive tackle Flozell Adams, combined to start a total of 28 games. Ellis and Adams earned *Football Digest* All-Rookie team honors, and are both considered cornerstones of the Cowboys current defensive and offensive lines respectively. Fellow rookies Michael Myers, Izell Reese and Darren Hambrick made significant contributions as rookies, and Hambrick became a full-time starter in 1999.

In 1997, all nine of the Cowboys' draft selections made the club. The class was highlighted by Dexter Coakley, who started all 16 games at linebacker, earned All-Rookie recognition and was the NFL's Defensive Rookie of the Month for October. Coakley earned his first Pro Bowl selection in 1999, his third year in the NFL. Tight end David LaFleur had a strong showing, catching 18 passes for 122 yards as a rookie. LaFleur is currently the Cowboys starting tight end. Safety Omar Stoutmire tied for the team lead in interceptions and was seventh among NFL rookies in tackles.

In 1996, seven of the nine players Dallas selected in the draft went on to earn a Cowboys roster spot. That class was highlighted by Randall Godfrey, who earned a starting linebacker's position by mid-November on a defensive unit that finished the year third in the NFL.

In 1995, Lacewell directed a Cowboys draft in which eight of the 10 players selected earned roster spots with the 1995 World Champions. From that group, tight end Eric Bjornson surfaced as a starter throughout most of 1996 and 1997.

In 1994, six of Dallas' seven draftees earned roster spots, and offensive tackle Larry Allen, who is one of the NFL's finest offensive linemen, has earned Pro Bowl honors each of the past five years.

In 1993, Dallas drafted nine players, with six of them earning a roster spot with the Super Bowl XXVIII Champions. Of that group, Darrin Smith was a rookie starter at linebacker, while Kevin Williams became a starting wide receiver and one of the NFL's better return men.

Lacewell joined the NFL after a distinguished career in collegiate coaching and athletic administration. Most recently, Lacewell served as defensive coordinator at Tennessee (1990-91). The 1990 Vols captured the SEC Championship and defeated Virginia in the Sugar Bowl. In 1991, Tennessee finished second in the SEC and earned a Fiesta Bowl berth.

As the athletic director and head coach at Arkansas State (1978-89), Lacewell compiled a record of 69-48-4. He was named the Southland Conference's Coach of the Year on three occasions, while the Indians captured two conference titles under his direction.

Lacewell began his coaching career at Alabama in 1959. Following two seasons with the Crimson Tide, he moved on to Arkansas State (1961), Arkansas A&M (1962-63), Kilgore Junior College (1964-65), Oklahoma (1966), Wichita State (1967) and Iowa State (1968). Lacewell rejoined the Sooners' staff in 1969 as assistant head coach/defensive coordinator and helped Oklahoma to six Big Eight titles and two national championships in nine years.

A native of Fordyce, AR, Lacewell (2/12/37) attended Fordyce High School and then played halfback at Arkansas A&M from 1955-59. In 1996, Lacewell was inducted into the Arkansas Sports Hall of Fame. He and his wife Criss have two sons, Bryant and Logan.

PLAYER PERSONNEL



Walter Juliff

Assistant Director of College Scouting

Walter Juliff, entering his 16th season as a NFL scout, was promoted to Assistant Director of College Scouting in 1995 after spending the previous eight years as a Dallas Cowboys area scout. Following the draft, Juliff oversees the Cowboys' rookie free agent signings. This effort has netted Tony Hutson,

Beau Morgan, Jeff Ogden, Robert Thomas, Duane Hawthorne and Ryan Neufeld in recent years.

Before becoming a full-time scout, Juliff spent two seasons as a graduate assistant at the University of Texas. He also was an assistant with the Abilene Cooper H.S. football team in 1980, the Houston-Kingwood H.S. baseball team in 1981 and the Kerrville Tivy track team in 1982. While at Tivy High School, Juliff worked with punter John Teltschik, who earned All Rookie honors with Philadelphia in 1986.

Juliff began his coaching career as a graduate assistant at Angelo State, where he spent two seasons. In 1978, the Rams went undefeated and won the NAIA national championship, then lost in the national semifinals the next year. A native of San Angelo, TX (6/22/56), Walter starred in football and as a hurdler in track at Central High School.

Juliff, who lives in Austin, TX, earned his Bachelor's degree from San Angelo State and his MBA from Texas. He and former Cowboys quarterback Jerry Rhome are cousins.



Tom Ciskowski

Scout

Tom Ciskowski enters his ninth season as a scout for the Cowboys, working in the Southeast for the third season. He has served as an area scout the past eight years after a one-year stint as a scout administered by the BLESTO Scouting Combine in 1991.


Before becoming a scout, Ciskowski spent 15 years in the coaching ranks, the first two as an assistant at Pawhuska, OK, High School. In 1979, he moved into the college coaching ranks, becoming the defensive backfield coach at East Central University in Ada, OK. While at ECU, he earned his Master's degree in athletic administration. The following year he moved to Arizona State University, working with the defensive line as a graduate assistant for the 1980-81 seasons.

In 1982, Ciskowski moved to Oklahoma State, joining the staff as an assistant to former Dallas offensive line coach Tony Wise, before becoming the offensive line coach at Wichita State in 1984. After that season, Ciskowski joined the University of Miami as a volunteer assistant, working with former Dallas defensive coordinator Butch Davis and the defensive line.

From 1986-89, Ciskowski worked with the offensive lines, first at New Mexico State for two seasons, and then at UNLV for two more. Before coming to Dallas, he coached the defensive line at College of the Sequoias in Visalia, CA, from 1990-91. Thirteen of the team's players went on from the junior college to play Division I football in 1992.

A native of Medford, OK, Ciskowski attended Medford High School, then played line-backer and earned his Bachelor's degree from Cameron University. He and wife Jan live in Coppell, TX, with sons, Jeremy and Joshua.





Jim Garrett

Scout

Jim Garrett has spent 35 of the past 36 seasons as a coach or scout in the NFL, including the last 13 as the northeast area scout for Dallas.


Although a member of the Cowboys staff since 1987, Garrett also scouted for the Cowboys in 1968-69 and 1974-75. Prior to his first stint in Dallas, Garrett served two seasons as a scout for the BLESTO Scouting Combine. He then coached with the N.Y. Giants (1969-73) before returning to Dallas. Garrett was also an assistant with New Orleans (1976-77) and Cleveland (1978-84). After a season as the head coach at Columbia, he scouted for Buffalo in 1986.

An all-conference fullback at Utah State, Garrett played for Philadelphia (1954), the British Columbia Lions (1955), the N.Y. Giants (1956) and the Ottawa Roughriders (1957).

He began his coaching career at the Coast Guard Academy in 1958. After one season at Lehigh, Garrett became head coach and athletic director at Susquehanna University, where he compiled a 40-3-1 record and was later inducted into the school's Hall of Fame.

The Rutherford, NJ, native (6/19/30) attended Rutherford High School, where he was a member of the first induction group of the school's Hall of Fame in April, 1996. He went to spring training with the Pittsburgh Pirates following his rookie year in the NFL.

He and wife Jane have eight children - Jim, Jane, Jennifer, Janine, Jill, John, Jason and Judd - and 23 grandchildren. John, a receiver who went to camp with Dallas in 1988, is the quarterbacks coach with the Arizona Cardinals. Jason - a former Cowboys quarterback - is now a quarterback with the N.Y. Giants. Judd, a running back who was on the Cowboys' practice squad in 1993, is the wide receivers/offensive quality control assistant with the Dolphins.



Tommy Hart

Scout

Tommy Hart enters his third season as the West area scout for Dallas. Prior to joining the Cowboys scouting department, Hart spent two seasons (1996-97) as the club's defensive ends coach.

Hart, who was inducted into the State of Georgia Sports Hall of Fame in 1993, was an assistant defensive line coach for the San Francisco 49ers from 1983-91 and a part of three Super Bowl champion teams. Hart's 1985 defensive line helped the 49ers register 60 sacks, the second highest total in team history. He moved to the 49ers scouting department for the 1992-93 seasons.

Hart, who has spent 28 of the last 32 years in the NFL as a player, assistant coach or scout, finished his playing career in 1980 with the New Orleans Saints after spending two years with the Chicago Bears and 10 years with the San Francisco 49ers. Originally a 10th round draft choice of the 49ers in 1968, he registered a career-high 17 sacks in 1972, and he set a 49ers club record with six sacks in a single game against the Rams in 1976 on his way to All-Pro and Pro Bowl honors. Hart was a two time winner (1972 and 1976) of the Len Eshmont Memorial Award, given annually to the 49ers player who best exemplified the inspirational and courageous play of Len Eshmont.

Hart earned second team NAIA All-America honors as a senior at Morris Brown College after earning all-conference honors for three consecutive years. Hart earned four letters in football as an offensive guard/tackle and defensive tackle and three letters in track as a sprinter/shot putter.

Born in Macon, GA (11/11/44), Tommy and his wife, Cherrie, have four daughters.



Jim Hess

Scout



Jim Hess joined the Cowboys as an area scout for the Midwest in 1997 after 37 years in the coaching ranks, compiling a career winning percentage of .610 at all levels of coaching. He spent 22 of the 23 years between 1974-96 as a college head coach at Angelo State (1974-81), Stephen F. Austin (1982-88) and New Mexico State (1990-96) and earned conference coach of the year honors in each of the conferences in which his teams participated. In 1989, he served as athletic director for S.F.A.

Hess led New Mexico State to its first winning season in 14 years with a 6-5 mark in 1992 and was named the Big West Coach of the Year. He posted a 47-30-2 (.608) record – the highest winning percentage of any coach in school history – at Stephen F. Austin, including five winning seasons and the school's first-ever conference title (1985). At Angelo State, Hess led the Rams to six Top 20 rankings and the 1978 I-AA national title with a 14-0 record. He posted a 65-23-3 (.731) mark – the highest winning percentage in school history – during his time there and remains one of just a handful of men to win more than 100 games at the I-AA level.

A native of Farmersville, TX, Hess is a 1959 graduate of Southeastern Oklahoma, and he earned his master's degree from North Texas State in 1966. He began his coaching career at the high school level at Farmersville (1959). He then coached at McKinney, TX (1961-62), Rockwall, TX (1963-64) – where his team captured the 1963 Class AA state championship – and Kilgore, TX (1965-66) high schools. In 1967, he became an assistant coach at Rice University (1967-70) before returning to the high school ranks as the head coach at Sterling (1971) in Baytown, TX. In 1972, he joined Angelo State as an assistant coach.

Hess has been a guest coach in the CFL and is the director/organizer/owner of the Angelo Football Clinic in San Angelo, TX. The annual summer clinic has grown to over 1,800 visiting high school and college coaches from around the country.

Hess and his wife, Carol, have two daughters and seven grandchildren.



Henry Sroka

Scout



Henry Sroka joined the Cowboys in 1999 after 18 years as a college coach. He serves as a scout administered by the BLESTO Scouting Combine for Dallas. However, this is not his first NFL experience, having served a coaching fellowship with the Detroit Lions during training camp in 1991-94.

Prior to joining the Cowboys, Sroka spent the 1998 season as defensive backs coach at the University of Redlands. From 1988-97, he coached running backs under fellow Dallas scout Jim Hess at New Mexico State University and was a part of the school's first winning season in 14 years when the team posted a 6-5 mark in 1992. Prior to that, Sroka was the strength and conditioning coach, kicking coach and defensive backs coach at Wichita State University from 1985-87. He served as a graduate assistant coach at Arizona State from 1981-85, where he worked with the Sun Devil kickers and running backs.

Sroka graduated from St. Mary's College in California in 1978 and went on to earn a master's degree from Arizona State. Sroka was a running back and kicker for St. Mary's, where he was awarded the Albert Rahill Award for team loyalty. Prior to playing for St. Mary's, Sroka was a running back and kicker for the College of San Mateo.

He was born on October 11, 1954 in Mexico City, Mexico. Sroka and his wife, Linn, are the parents of daughter Maria del Pilar and sons Dominic and Mikael.



Walt Yowarsky

Scout



Walt Yowarsky joined the Cowboys in 1977, bringing with him 25 seasons in the NFL as either a player, assistant coach or scout. He came to Dallas following three years with the QUADRA Scouting Combine and will be serving his 49th season in professional football as an area scout in the southeast this season.

Drafted by Washington as an offensive and defensive lineman in the second round in 1951, Yowarsky played until midway through the 1952 season when he entered the Air Force. After returning in 1954, he was traded from Washington to Detroit. A year later, he was traded from Detroit to the N.Y. Giants.

While he was with the Giants, they played in two NFL Championship Games, including a 47-7 win over Chicago for the title in 1956. Following four seasons in New York, he finished his playing career in San Francisco in 1959.

Yowarsky returned to the Giants as a scout and assistant coach in 1959. After two seasons, he joined the first coaching staff of the new franchise in Minnesota, where he coached for six seasons. He then moved on as an assistant coach at New Orleans (1967-68), Atlanta (1969-70), Houston (1971) and San Diego (1972-73).

In the 1951 Sugar Bowl, Yowarsky earned Most Valuable Player honors as he led Kentucky to a 13-7 win over Oklahoma, ending the Sooners' 33-game winning streak. He played three seasons for the Wildcats under Paul 'Bear' Bryant.

A native of Cleveland (5/10/28), Yowarsky was offered a contract to play baseball by Cincinnati after high school. He and wife Bobbie have three children - Michael, Lisa and Van. Michael is a scout with the Tampa Bay Buccaneers.



Mike McCord

Equipment Manager



Mike McCord enters his 12th season with the Cowboys, his ninth in the equipment department and his seventh as the equipment manager.

McCord originally joined the Cowboys in 1989 as the assistant ticket manager, spending two years in that capacity before moving to the football operations department in 1991. Before coming to Dallas, McCord spent two-and-a-half years with the University of Texas athletic department, one-and-a-half years as a part-time student assistant before receiving his B.B.A. and then one year as a full-time intern.

A native of Clovis, NM (11/6/64), McCord graduated from Roosevelt High School in San Antonio, TX, and spent two years attending Southwest Texas State before transferring to the University of Texas. He and wife Jan live in Plano, TX, with their daughter, Megan, and son, Brock.



Bucky Buchanan

Assistant Equipment Manager



William Andrew "Bucky" Buchanan is entering his seventh year as the Cowboys' assistant equipment manager. Buchanan officially joined the Cowboys in 1994 after spending many weekends and summers in the equipment room helping his father, "Buck" Buchanan, the Cowboys equipment manager

from 1973-93.

Before coming to the Cowboys, Buchanan spent one-and-a-half years with Willis Medical in Richardson, TX, and 10 years with the Skaggs Alpha Beta grocery store chain.

A native of Dallas, Buchanan (6/9/61) graduated from Plano High School. He and wife Amy have two sons - Thomas II and Brett.



Jim Maurer

Head Athletic Trainer



Jim Maurer is in his fifth year as the Cowboys head athletic trainer and his 11th season as a Cowboys trainer. Maurer took over responsibility of the training department after serving as a Cowboys' assistant trainer for six years. He served as a graduate assistant with Dallas for two seasons prior to being

hired full-time in 1990.

Maurer was elected in 1999 to the Professional Football Athletic Trainers Society Executive Board as the NFC head trainer representative.

A Dallas native (3/8/65), Maurer received his BA degree in physical education in 1988 from Southern Methodist University, where he worked with the football and swim teams.

Maurer worked as a summer assistant with the Kansas City Chiefs in 1987, after spending the summer of 1986 with the Cowboys in the same capacity.

Maurer and wife Rosanne live in Flower Mound, TX, with their sons, Nicholas and Benjamin.



Britt Brown

Associate Athletic Trainer



Britt Brown, in his fifth year as a member of the Cowboys athletic training staff, supervises the Cowboys medical rehabilitation program and assists with treatment programs. Prior to coming to Dallas, he spent four years with the Miami Dolphins as an assistant trainer.

Before joining the Dolphins, Brown was the head basketball trainer and assistant football trainer at Southern Methodist University from 1989-92, where he also coordinated travel for the Mustang basketball team. While earning his bachelor's degree in athletic training (1982-87) and his master's degree in exercise physiology (1988-89) from Texas Christian University, he worked with the Horned Frogs football and baseball teams as a student trainer. Brown worked as a part-time assistant trainer for the Cowboys in 1986 and '87 while attending TCU.

A native of Lampasas, TX (7/6/64), Brown and his wife Laura live in Flower Mound, TX, with their son, Chase, and daughters, Sydney and Payton.



Bob Haas


Assistant Athletic Trainer



Bob Haas, in his fifth year as a Cowboys assistant athletic trainer, joined the Dallas staff full-time in 1996 after serving as the Cowboys graduate assistant trainer for two seasons. Haas assists with coordinating player rehabilitation and treatment programs.

Haas received his Bachelor of Science degree from West Virginia University in 1992, where he worked with all of the Mountaineer athletic programs as a student trainer. He was voted Mr. Mountaineer, an honor given annually to the graduating student that best represents the university, by the WVU faculty. He served as a graduate assistant trainer for the UNLV football team from 1992-94 while earning his Master's degree in kinesiology.

A native of Renick, WV (5/7/69), Haas and his wife Emily live in The Colony, TX.



Robert Blackwell

Video Director



Robert Blackwell is entering his 20th year in the Cowboys video department, his 12th as the team's video director. In charge of taping and editing Cowboys' practices and games, Blackwell also edits opponents' tapes and handles the team's photographic needs. He is currently overseeing the change from videotape to digital imaging for Dallas' coaching staff.

Blackwell is currently serving on the NFL Video Directors sub-committee on video quality control and the sub-committee developing the GSIS system for game day stadium usage.

A native of Garland, TX (12/1/50), Blackwell earned his degree in communications from Stephen F. Austin, and later shot game films for Southern Methodist University's basketball and football teams (1979-84).

He and wife Diana have two children, Nathaniel and Lora Ann.



Tony Ollison

Assistant Strength and Conditioning Coach



Tony Ollison joined the Cowboys strength and conditioning department in the spring of 2000. He works closely with strength coach Joe Juraszek implementing player workout programs.

Ollison was the assistant strength and conditioning coach at the University of Arkansas from 1998 until coming to Dallas in the spring of 2000. He started his career in the weight room as a graduate assistant at Arkansas in 1993. He was a graduate assistant in the University of Tennessee weight room in 1994 before serving as the Volunteers assistant strength and conditioning coach from 1995-97.

Ollison played defensive tackle for Arkansas (1986-90), totaling 63 career tackles despite missing all but one game his senior season. He played on two Southwest Conference championship teams while earning his degree in communications. He tried out with the Indianapolis Colts as a rookie free agent in 1991 and was drafted by the San Antonio Riders of the World League in 1992.

Ollison, born March 10, 1968, is married to the former Sherry Dihel.



Bennie Wylie

Assistant Strength and Conditioning Coach



Bennie Wylie is in his second season as Dallas' assistant strength and conditioning coach. He works closely with strength coach Joe Juraszek implementing player workout programs.

Prior to coming to Dallas, Wylie was the assistant strength coach at Sam Houston State University, where he was a four-year letterman in football from 1994-97. He was an All-Southland Conference running back as a senior in 1997 after averaging 4.8 yards-per-carry and leading the Bearkats in rushing. In 1994, he was named the Bearkats Freshman of the Year. He finished his course work while working in the weight room and graduated with a bachelor's degree in kinesiology in May, 1999.

A Mexia, TX, native, (7/1/76), Wylie lettered in basketball, track, baseball and power lifting at Mexia High School. He finished third in the state power lifting competition as a senior in 1994.



JERRY JONES MINORITY COACHING FELLOWSHIP

The Jerry Jones Minority Coaching Fellowship was established 12 years ago to give minority college football coaches an intensive working experience on the NFL level. The purpose of this fellowship is to create an experience that will enable an individual coach to understand all dimensions of coaching with the Dallas Cowboys, from working with players in the classroom and on the field, to studying techniques and strategies with the other coaches, to handling administrative duties.

Beginning with training camp, the fellowship coaches are Dallas Cowboys coaches until responsibilities at their respective institutions begin. The coaches are housed at the Cowboys' training facilities and take part in every aspect of the football program, including on-field coaching, staff meeting participation and daily evaluation of current and prospective NFL players. During their stay with the Cowboys, each fellowship coach develops an understanding of the role of an NFL coach, of how to organize and formulate practice plans and game plans and of player evaluations.


"The fellowship coaches are an important part of our team during training camp," says Cowboys owner Jerry Jones. "We want them not only to learn, but to help us during this crucial time of preparing our team for the season. We believe this experience with the Cowboys will help minority coaches develop the background and contacts to move more rapidly into the NFL."

Past recipients of the Jerry Jones Minority Coaching Fellowship include:

- 1989 Clarence Brooks**, Syracuse University
Desmond Robinson, West Virginia University
- 1990 John Blake**, University of Oklahoma
Robert Ford, Texas A&M University
Luther Palmer, Norfolk State University
Michael Simpson, Albany State University
- 1991 John Blake**, University of Oklahoma
Clarence James, University of Texas
Michael Simpson, Albany State University
Charlie Williams, Texas Christian University
- 1992 Keith Armstrong**, Oklahoma State University
Charles Coe, University of Tennessee
Cary Godette, Georgia Tech University
Charlie Williams, University of Minnesota
- 1993 Ron Burton**, University of North Carolina
Osia Lewis, Oregon State University
Randy Shannon, University of Miami
Ron Taylor, University of Tulsa
- 1994 Ron Aiken**, University of New Mexico
Calvin Miller, Oklahoma State University
Leon Perry, Marshall University
- 1995 Ron Aiken**, Vanderbilt University
Luther Palmer, Virginia Union University
Leon Perry, Marshall University
Ron Taylor, University of Tulsa
Chris Wilson, Northern Illinois University
- 1996 Charlie Coe**, University of Pittsburgh
Luther Palmer, Virginia Union University
Donald Pittman, Texas A&M-Kingsville
Gary Smith, Southern University

- 1997 Michael London**, Boston College
Tommie Robinson, Texas Christian University
Willard Scissum, University of Alabama
- 1998 Greg Burns**, University of Louisville
Jerome Oliver, Air Force Academy
Bradley Sherrod, Duke University
- 1999 Richard Glover**, New Mexico State University
Fitzgerald Hill, University of Arkansas
Travis Jones, Appalachian State University
Curtis Modkins, Jr., University of New Mexico

BOLD denotes coaches who later coached in the NFL



Former Fellowship recipient and current Cowboys coach Tommie Robinson

The Players





Flozell Adams

Tackle

6'7" ★ 335 ★ 5/18/75

Michigan State

D-2 for '98 (38th overall)

NFL: 3rd Year ★ Cowboys: 3rd Year

76



GAMES/STARTS (regular season, playoffs): 1998 (16/12, 1/1), 1999 (16/16, 1/1). Total – 32/28, 2/2.

PRO: After a rookie season where Flozell Adams saw extensive time as a starting guard, the Michigan State product made a very smooth transition to his more natural position of left tackle in his second NFL season. With tremendous natural strength and fine athletic ability for a man of his size, Adams should rapidly develop into one of the league's finest performers at tackle and a fixture on the Dallas line for years to come. He has great reach and the proper disposition for performing in the trenches at one of the most difficult positions in professional football. His natural athletic gifts also have made him an imposing figure on the Cowboys field goal defense unit where he blocked two opponents' field goal attempts in 1999. He also has outstanding work habits and a desire to be successful. Evidence of Adams' effectiveness in just two years as a starter can be seen in Emmitt Smith's improved rushing production over the past two seasons. Smith has run for over 100-yards in 14 of Adams' 28 career starts on the Dallas offensive line. Adams was the Cowboys second round draft choice (38th overall), making him the highest offensive lineman drafted by the Cowboys since the team selected Howard Richards with the 25th pick in 1981.

1999: Adams was the only Dallas offensive lineman to start all 16 regular season games, and he provided the production of a seasoned veteran at left tackle. He was a key part of an offensive line that allowed just 24 sacks in 531 pass plays (one every 22.1 pass plays), the second fewest sacks allowed in the NFL. The Dallas line also allowed one sack or less in nine regular season games, including five of the final six games. In addition, Adams helped Smith with his highest single season rushing total (1,397) since 1995, while enabling the Pro Bowl running back to collect more 100-yard rushing games (nine) than in any other season in his career other than 1995. In his first NFL start at left tackle, at Washington (9/12), he helped lead the way for a Dallas offense that gained 541 total yards (186 rushing, 355 passing), the highest offensive output by Dallas since Sept. 15, 1985 when the team gained 554 yards against Detroit. In addition, Troy Aikman was sacked just one time in 50 pass plays in the overtime win over the Redskins. The following week, the Dallas line led the way for Smith to gain 109 yards in a win over Atlanta (9/20), marking just the third time in 29 games that the Falcon defense had allowed a 100-yard rusher. In the win over Green Bay (11/14), Adams and Co. provided run blocking that helped spring Dallas' ground game to 149 yards on 34 carries (4.4 yards-per-attempt) despite Smith missing the entire game with an injury. On special teams, Adams blocked a Ryan Longwell field goal, marking the first blocked field goal by a Dallas offensive player since Doug Cosbie blocked one against the St. Louis Cardinals on Oct. 21, 1979. Two weeks later in the Thanksgiving Day win over Miami (11/25), Adams blocked a 47-yard field goal attempt by Olindo Mare in the second quarter. That effort tied the club record for blocked field goals in a season (two), as Adams became the 11th player in club history to accomplish that feat and the first since Leon Lett in 1994. In that same Miami game, the Cowboys offensive line permitted just one sack in 30 passing plays and helped lead Smith to 103 yards rushing against what was the NFL's sixth ranked defense going into the game. Dallas finished the season as the NFL's sixth ranked rushing offense, averaging 128.2 yards-per-game.

1998: Injuries to starting right guard Everett McIver forced Adams into extended work as a rookie. He started 10 games in place of McIver, who suffered serious injuries to both knees. Although inexperienced, and playing a new position, Adams was a key part of a Dallas offensive line that allowed just 19 quarterback sacks – the fewest in the NFL. He earned All-Rookie recognition from *Football Digest* as the result of a productive season. After a solid training camp where he saw work at both guard and tackle, Adams was marked ready for duty in the Dallas opener against Arizona (9/6), where he was used as a third tight end on short yardage situations. Adams wound up playing the final three quarters of the game at right tackle after starter Erik Williams was ejected. Adams helped the Dallas offense amass 444 total yards (188 rushing) against the Cardinals – both totals were the team's highest since 1996. In addition, the offensive line did not allow a sack of Aikman (32 pass plays) in the victory. The next three weeks, Adams saw considerable action at tight end as a short yardage blocker, and earned a starting assignment against Oakland (9/27) as the team opened the game in a two-tight end set. After McIver went down with his first knee injury at Washington (10/4), Adams earned his first start at right guard in the Cowboys 27-20 win over Carolina (10/11). In that win at Texas Stadium, Dallas rolled up 428 yards of total offense (151 rushing and 277 passing) while the line allowed just two sacks in 24 pass plays. In his first five starts at right guard, Adams helped Smith rack up four 100-yard rushing games, including the win over the N.Y. Giants (11/8) when Smith ran for a season-high 163 yards on 29 carries (5.6 avg.). In that 16-6 victory over the Giants, the Dallas offensive line allowed no sacks to a New York defense that



led the NFL in sacks during the 1998 season. Adams did not start against Seattle (11/22), but he entered the game when McIver tore the anterior cruciate ligament in his left knee. Adams started the remaining five regular season games at right guard and earned his first postseason experience by starting against Arizona (1/2/99) in the playoff loss at Texas Stadium.

COLLEGE: Adams spent three years in the starting line-up for Michigan State, and during that time, the Spartans went to three straight bowl games for only the second time in school history. They also had a running back top the 1,000-rushing yard mark each season. Adams started the final 28 games of his career at tackle, and in 34 career starts, he helped a Spartan running back reach the 100-yard mark 21 times. As a senior, Adams moved from right tackle to left tackle and picked up All-America honors and was named the Big Ten Offensive Lineman of the Year by the league's head coaches. One of four offensive linemen who were semi-finalist for the Outland Trophy and Lombardi Award, Adams earned postseason invitations to the East-West Shrine Game and Senior Bowl all-star games. He was a second team All-Big Ten selection at right tackle following his junior and sophomore seasons.

PERSONAL: A high school All-America and all-state selection as a two-year starter on the offensive line at Proviso West High School in Maywood, IL, Adams also lettered three times in wrestling and four times in track (shot put). He advanced to the state heavyweight wrestling finals as a junior. Adams earned his degree in criminal justice from Michigan State and is a cousin of NBA guard Hersey Hawkins. Since joining the Cowboys, Adams has participated in the offensive line's support of The RISE School in Dallas with the "First Downs for Down Syndrome" project.



Troy Aikman

Quarterback

6'4" ★ 220 ★ 11/21/66

UCLA

D-1 for '89 (1st overall)

NFL: 12th Year ★ Cowboys: 12th Year



GAMES/STARTS (regular season, playoffs): 1989 (11/11); 1990 (15/15); 1991 (12/12, 1/0); 1992 (16/16, 3/3); 1993 (14/14, 3/3); 1994 (14/14, 2/2); 1995 (16/16, 3/3); 1996 (15/15, 2/2); 1997 (16/16); 1998 (11/11, 1/1); 1999 (14/14, 1/1). Total 154/154, 16/15.

PRO: Through 11 NFL seasons, Troy Aikman has become one of the game's great quarterbacks. As one of only three players in NFL history to lead a team to three Super Bowl victories, Aikman has rewritten virtually every passing record in Cowboys' history. By posting 90 regular season wins, he closed out the 1990s as the winningest starting quarterback of any decade in NFL history, topping Joe Montana's previous best of 86 wins in the 1980s. Along with that mark, Aikman holds or is tied for 45 Dallas passing records, including the club's career records for attempts (4,453), completions (2,742), passing yards (31,310), touchdowns (158) and completion percentage (61.6% – third best in NFL history). He is also ninth in NFL history with a quarterback rating of 82.64. Along the way to these marks, Aikman has guided Dallas from the National Football League cellar of 1-15 in 1989 to six NFC East titles (1992-96 and 1998), four NFC Championship Games (1992-95) and three Super Bowl titles (XXVII, XXVIII and XXX). He has become one of the game's most accurate passers, completing at least 60 percent of his passes in 92-of-154 career games (60% of his games). In the postseason, he has reached the 60% completion mark in 12-of-16 games (75%). He has completed 70 percent or more of his passes 41 times in his career, with Dallas posting a 37-4 record in those games, and he has produced the top six single-season completion percentages in club history. Due to that passing accuracy, Aikman has also lowered his club-record career interception rate to 2.85%. Despite beginning his career 1-14, Aikman has started a club-record 169 games (154 regular season) at quarterback, posting a 101-68 (.598) record, which includes an impeccable 11-4 mark in the postseason – 3-0 in the Super Bowl. For his career, Aikman has led the Cowboys from behind 16 times in the fourth quarter, including six times in the final two minutes. Another five times, he led the team to wins after the score was tied in the fourth quarter. Four of his game-winning drives have come in overtime. In those 21 wins, Aikman is 138-of-204 (67.6%) for 1,810 yards (8.87 per attempt), 11 touchdowns, three interceptions and a 107.3 quarterback rating in the fourth quarter and overtime. In the postseason Aikman has truly shined. His four 300-yard passing days are the third best total in NFL history (Montana-6, Fouts-5), and he holds the club records for postseason pass attempts (502), completions (320), yards (3,849), and completion percentage (63.7%). In addition, Aikman's 23 career postseason passing touchdowns is just one shy of Staubach's club record of 24.

1999: Never one to miss a beat, Aikman led the team in passing for the 11th consecutive season with an 81.1 quarterback rating, ranking him seventh in the NFC and 13th in the NFL. In NFL history only six quarterbacks have led their team in passing for more than the 11 straight seasons Aikman has led the Cowboys. Despite missing two games with a concussion, he was fifth in the NFC, 13th in the NFL, with 2,964 yards passing (263-of-442). He was eighth in the NFL with a 59.5 completion percentage. Aikman improved his record in season openers to 8-3 by engineering one



of the greatest comebacks in Dallas Cowboys' history at Washington (9/12). Despite throwing two first-half touchdown passes to David LaFleur, the club was down 35-14 to the Redskins entering the fourth quarter before he put together 21 fourth quarter points, including a 10-play, 90-yard drive in the final 3:00, to tie the game. In the fourth quarter and overtime, he guided Dallas on scoring drives of 70, 66, 90 and 95-yards and completed 15-of-23 passes for 240 yards and three touchdowns. His fourth quarter scoring tosses were 37 and 12 yards to Michael Irvin in regulation to tie the game and then a 76 yarder to Raghib Ismail for the win in overtime – the second longest overtime touchdown pass and the fifth longest overtime scoring play in NFL history. On the day, Aikman posted season-highs with 28 completions, 49 pass attempts, 362 yards and five touchdowns (a single-game career best and club record tying touchdown total) to earn NFC Offensive (his ninth such honor) and Miller Lite NFL Player of the Week honors. In addition, he added to his club record by recording the 12th 300-yard passing game of his career – his fourth-best single-game yardage total ever. It was the 21st time in his career he has led the team to victory in the fourth quarter after being behind or tied. Still recovering from the offensive outburst in Week One, Aikman completed just 10-of-22 passes for 109 yards and two interceptions against Atlanta (9/20). It was the lowest passing yardage total in a game he started and finished since Nov. 28, 1996 against Washington when he threw for 63 yards (Dallas won both games). Against Arizona (10/3), Aikman picked up his 1,000th career rushing yard on a three yard run. He also completed 71.4 percent of his passes (15-of-21) for 192 yards and two touchdowns, including a 63-yard scoring pass to Ismail. At the N.Y. Giants (10/18), Aikman completed 20-of-33 passes (60.6%) for 266 yards and in the process quietly began a club-record streak of pass attempts without an interception. In a rematch with the Redskins (10/24), he ran for his only touchdown of the season on a one-yard rollout. Through the air Aikman was 20-of-32 passing for 244 yards and two touchdowns, the 150th and 151st of his career. Despite suffering a blow to the head and missing one series at Indianapolis (10/31), Aikman completed a season-high 79.2% (19-of-24) of his passes, tying the sixth-best day of his career. The following week at Minnesota (11/8), he completed 14-of-24 passes for 129 yards before being forced from the game after suffering a third quarter concussion on a sack by Jerry Ball. Following the injury Aikman was deactivated against Green Bay (11/14) and at Arizona (11/21), the first time in his career he had missed a game after suffering a concussion. He returned to the lineup against Miami (11/25) and completed 16-of-29 passes for 232 yards, including a 65-yard touchdown pass to Ismail. Along the way, Aikman became the 22nd player in NFL history to reach the 30,000-yard mark for career passing yards. He came out and connected on 66.7% of his passes (20-of-30) for 160 yards at New England (12/5). Against Philadelphia (12/12), Aikman logged his 100th career win as a starter (regular season and postseason) when he threw for 242 yards by completing 22-of-40 passes, including one touchdown toss. The eight-yard scoring pass to LaFleur was the 153rd of his career, tying him with Staubach for second in the Cowboys record books. He also broke his own club record by extending his streak of pass attempts without an interception to 198. His previous best was 184 in 1995. The following week against the N.Y. Jets (12/19), he completed the 154th touchdown pass of his career, giving him sole possession of second place on the club's career passing touchdown list, but he saw his club-record string of pass attempts without an interception stopped at 216 with a third quarter interception. He finished the day 12-of-28 for 158 yards, one touchdown and two interceptions. His two touchdown passes at New Orleans (12/24), on a day that saw him complete 23-of-39 passes for 246 yards, gave him 156 for his career, breaking Danny White's club-record of 155. The second of his two interceptions in the 31-24 loss came in the Saints' end zone with 1:04 remaining in the game after he had guided the Cowboys 74 yards to the Saints' six-yard line. In a must-win game against the N.Y. Giants (1/2/00), he completed a 90-yard touchdown pass to Jason Tucker – the longest regular-season touchdown pass of Aikman's career and tied for the longest regular-season completion of his career (90-yard pass to Alvin Harper on Nov. 13, 1994 at San Francisco). For the game, Aikman was 23-of-32 (71.9%) – his third 70.0%+ completion percentage day of the season – for 288 yards, two touchdowns and a quarterback rating of 120.3. The 288 passing yards were the second best total of the season. In the club's short-lived playoff run, Aikman completed 22-of-38 passes for 286 yards and one interception at Minnesota (1/9/00). It was the fifth best postseason passing yardage total of his career as he connected with eight different receivers on the day.

1998: For the 10th consecutive season, Aikman led the club in passing with an 88.5 quarterback rating, ranking him fourth in the NFC and eighth in the NFL. Where he continued to post amazing numbers was with his interception total, finishing the season with five interceptions in 315 pass attempts and a NFC low 1.6 interception percentage (second lowest in the NFL). Aikman threw just three interceptions in his last 289 regular season pass attempts (1.0 percent) and was sacked just nine times in 324 pass plays (once per 36.0 pass plays). His 59.4% completion rate was the sixth best figure in the NFC and the eighth best in the NFL. Aikman completed 22-of-32 passes (68.8%) for 256 yards, two touchdowns and a season-high two interceptions in a 38-10 win over Arizona (9/6) to start the season. He also ran five times for 43 yards and two touchdowns, marking the first time in his career that he has rushed for more than one touchdown in a season. His 43 rushing yards were the fourth best single-game total of his career. Included in that total was a 23-yard run, the second longest of his career. Aikman's fast start to the season ended just as quickly the next week at Denver (9/13) when he suffered a fractured left clavicle (non-throwing shoulder) in the second quarter when he fell to the turf at the end of a six-yard scramble. Prior to the injury, he was five-of-12 for 88 yards, including a 36-yard touchdown pass to Ernie Mills, and had guided Dallas to touchdowns on two of his first four drives. Aikman missed the next five games due to the injury, the first time he had missed a start due to injury since Dec. 4, 1994 at



Philadelphia (sprained MCL in his left knee). It was also the first time he had missed as many as five games in a season since the end of the 1991 season (four regular season and one postseason start). In his career, Aikman has missed five starts due to injury three times (Weeks 5-9 in 1989 and the 1991 and 1998 games), and he has never missed more than five games in a season. Aikman returned to action at Philadelphia (11/2) and was 14-of-26 for 171 yards and two touchdowns. He took his first hit since injuring his left shoulder on the game's first play (a sack by Hollis Thomas), but went on to post just his third win in eight starts at the Vet. The next week against the N.Y. Giants (11/8), Aikman lacerated the index finger on his right hand at the end of the first quarter. Despite the injury, he led the team to a field goal on its next possession before going to the locker room for x-rays. He returned in the second half and completed 11-of-12 passes for 132 yards and a touchdown, ending the day 16-of-23 for 161 yards for a season-high 69.6 completion percentage. Aikman tied a career-high for consecutive completions – it was also the second longest streak in club history – when he connected on 13 straight passes at Arizona (11/15). For the day, he completed 14-of-18 passes for 208 yards and a touchdown. Aikman had a streak of 103 pass attempts without an interception snapped in the second quarter against Seattle (11/22) when Sam Adams batted a pass into the air, caught it and returned it 25 yards for a score. For the day, Aikman was 28-of-42 passing for 296 yards and two touchdowns. In one of the NFL's biggest offensive showings in 1998, Dallas and Minnesota combined for 82 points and 1,066 total yards, including 808 passing, on Thanksgiving Day (11/26). Aikman almost single-handedly kept the Cowboys in the game by establishing club records for pass attempts and pass attempts in a game without an interception (57). He also tied his club record with 34 completions, and he threw for a personal best 455 yards, the second best passing day in club history and just the third 400-yard passing day in team history. That yardage total gave him his 11th career 300-yard passing day, breaking the club record of 10 he had shared with Danny White. One of his completions was a 67-yard touchdown to Patrick Jeffers, Aikman's longest pass of the season. Aikman's string of seven straight games with a touchdown pass was snapped at New Orleans (12/6) when Dallas was kept out of the end zone. He ended the day 16-of-32 for 192 yards. He came back the next week to connect on two fourth quarter touchdown passes – his fourth multiple touchdown day of the season – at Kansas City (12/13) and was 18-of-35 for 199 yards. In a 13-9 win over Philadelphia (12/20), Aikman completed a season-low 10-of-23 passes for 120 yards. He finished out the regular season against Washington (12/27) by guiding Dallas to 20 first half points on 10-of-15 passing (184 yards) before sitting out the second half. In the game, he attempted the 4,000th pass of his career. In the Cowboys short playoff run, Aikman was 22-of-49 for 191 yards, one touchdown and three interceptions against Arizona (1/2/99) in a wild card playoff game.

1997: Aikman started the season by topping yet another club record, career starts by a quarterback. Staubach's club record of 114 was broken when Aikman logged his 115th career start in the Cowboys game at Arizona (9/7). For the year, Aikman led the Cowboys in passing for a club-record ninth season, breaking the mark of eight held by Staubach. Aikman's 78.0 rating was good for eighth in the NFC, and he also tied for fifth in the NFC – 10th in the NFL – with 19 touchdown passes, the second highest single-season total of his career. In posting those numbers, Aikman attempted a career-high 518 pass attempts, the second highest figure in club history. For the third consecutive season and the fifth time in his career, Aikman topped the 3,000 yard passing mark, throwing for 3,283 yards – which ranked him third in the NFC and eighth in the NFL. Aikman was fourth in the NFC, 12th in the NFL, in the lowest interception rate in the league at 2.3%, throwing just 12 interceptions in 518 attempts. Aikman opened the season at Pittsburgh (8/31) by earning NFC Offensive Player of the Week honors for completing 19-of-30 passes (63.3%) for 295 yards and a career-high tying four touchdowns. It was the third time in his career he had thrown four touchdown passes. The following week at Arizona (9/7), he broke Staubach's record for starts by a Dallas quarterback and went on to complete 21-of-40 attempts for 171 yards. In a last second come-from-behind-win over Philadelphia (9/15), Aikman capped off a 62-yard, seven play drive by throwing a 14-yard scoring pass to Anthony Miller with 0:51 remaining to give Dallas a 21-20 win. After Dallas fell behind 17-3 in the second quarter, he guided the club to points on five of the final six possessions, including 12 fourth quarter points, and was 13-of-20 for 163 yards and a touchdown in the second half. He finished the game 17-of-36 for 205 yards and one touchdown. Coming off the bye weekend, Aikman threw two touchdown passes against Chicago (9/28), but he also had his string of 124 consecutive pass attempts without an interception snapped when he was picked off in the second quarter. The next week, he set Dallas single-game records for attempts (since broken) and completions when he was 34-of-52 for 317 yards at the N.Y. Giants (10/5). He broke the mark of 49 attempts held by four others and the mark of 33 completions held by himself and Gary Hogeboom. In the fourth quarter, Aikman guided Dallas to a touchdown and two-point conversion with 1:54 remaining to pull the team to within three at 20-17, and he then directed a final 47-yard drive to the Giants' 17-yard line as time expired. Aikman completed a season-long 64-yard touchdown pass to Herschel Walker with 6:32 remaining to give Dallas a 26-22 win over Jacksonville (10/19). For the game, he completed 21-of-32 (65.6%) passes for 262 yards and two touchdowns. Aikman suffered his fifth concussion as a NFL player on the second series of the game at Philadelphia (10/26) and did not return. He bounced back the next week to complete 22-of-36 passes (61.1%) for 218 yards, one touchdown and two interceptions at San Francisco (11/2). He completed a season-high 68.2% of his passes (15-of-22) for 216 yards, one touchdown and one interception against Arizona (11/9). In the final 5:48 of the game against Washington (11/16), Aikman engineered drives for the game tying touchdown and two-point conversion and then the game-winning field goal in grabbing a come-from-behind victory with a 17-14 win. First he guided



Dallas 97 yards for a touchdown with 1:55 remaining, finishing the drive off with a six-yard scoring toss to Michael Irvin. He then hit Emmitt Smith for the two-point conversion, tying the game at 14-14. After a Washington punt, he drove Dallas 28 yards in the final 1:29 to set up Richie Cunningham's 42-yard game-winning field goal. He was six-of-nine for 87 yards on the touchdown drive and then three-of-five for 23 yards on the field goal drive. For the day, he was 25-of-45 for 217 yards and one touchdown. With 130 yards passing at Green Bay (11/23), he moved past the 25,000 yard milestone for career passing yards. Despite suffering from back spasms in pregame warm-ups, Aikman threw for a season-high 356 yards against Tennessee (11/27) on 27-of-42 passing. It was the 10th 300-yard passing day of his career, tying White's club record. Aikman broke his two-month-old club record of 52 pass attempts in a game when he attempted 53 at Cincinnati (12/14). He was 28-of-53 for 285 yards with two touchdowns and two interceptions against the Bengals. He also topped the 3,000-yard mark for the season in the game.

1996: Although the Dallas offense struggled at times during the 1996 season, Aikman was still one of the league's top quarterbacks, finishing fifth in the NFC, 12th in the NFL, with a quarterback rating of 80.1. Along the way, he recorded the then second highest attempt (465) and completion (296) totals of his career and the second best in club history while finishing second in the NFL in completion percentage at 63.7%. He earned his sixth consecutive Pro Bowl selection, tying Staubach for the most appearances by a Dallas quarterback, and threw for over 3,000 yards for the fourth time in his career. Aikman reached two milestones against the N.Y. Giants (9/8) when he was 19-of-27 (70.4%) for 228 yards and three touchdowns, pushing his career yardage total over 20,000. The three scores pushed his career passing touchdown total to 101. It was the first time he had thrown three touchdowns in a regular season game since Dec. 21, 1992 at Atlanta. At Buffalo (9/22), he established a new club record with his 1,762nd career completion, breaking the mark of 1,761 set by White. In the game, he was 16-of-33 for 164 yards and three interceptions. It was his first multiple interception game in 23 starts. Twice against Atlanta (10/20), Aikman led Dallas back from second half deficits, including a 60-yard touchdown toss to Kelvin Martin to give Dallas a 32-28 win with 1:42 remaining. On the day, he completed 70.8% of his passes (17-of-24) for 265 yards and two scores. In one of his finest days as a pro, Aikman earned NFC Offensive Player of the Week honors at Miami (10/27) when he completed 33 passes in 41 attempts (80.5%) for 363 yards and three touchdowns, all season highs. The 33 completions tied Hogeboom for the second most completions in a game by a Dallas quarterback, and his 80.5% completion rate was the third highest single-game total of his career. In the game, he also broke Staubach's career pass attempts record of 2,958, and he threw three touchdown passes for the second time in 1996 – his best showing since recording a career-high three such games in 1992. In a heartbreaking loss to Philadelphia (11/3), Aikman was 21-of-33 (63.6%) for 179 yards, and with Dallas trailing 24-21, he led a final drive to the Eagles two-yard line in the final minute before throwing an interception that was returned 104 yards for a score. The next week brought another comeback when Aikman guided Dallas back from a 17-7 fourth quarter deficit at San Francisco (11/1) with a six-yard touchdown toss to Eric Bjornson with 2:45 remaining in regulation to tie the score at 17-17. He was five-of-five for 50 yards in guiding Dallas to a 29-yard game-winning field goal on the opening possession of overtime. He finished the day 24-of-39 (61.5%) for 230 yards and ran for a score on a three-yard draw, his first rushing touchdown since Sept. 10, 1995 against Denver. In Dallas' 21-6 win over Green Bay (11/18) the following Monday night, Aikman completed 24-of-39 passes (68.6%) for 206 yards. In a loss at the N.Y. Giants (11/24), he completed 28-of-39 passes (71.8%) for 280 yards. It was the Cowboys first loss when Aikman completed over 70.0% of his passes since Sept. 30, 1990, also at the Giants, a string of 35 games. In a Thanksgiving Day win over Washington (11/28), he was nine-of-19 for 63 yards, his lowest yardage total in a game since Oct. 14, 1990 at Arizona when he had 61. Aikman completed two 50-yard passes to Michael Irvin at Arizona (12/8), including a 50-yard touchdown toss in the third quarter. With his 169 yards passing the next week against New England (12/15), Aikman topped Staubach's club record of 22,700 career-passing yards and tied White's club record with the fourth 3,000-yard passing season of his career. He suited up the next week at Washington (12/22) but did not play. In the postseason opener against Minnesota (12/28), he recorded his first career postseason rushing touchdown on a two-yard run. Aikman missed the Pro Bowl following the season due to loose bodies in his left elbow.

1995: The 1995 season was one of Aikman's best as a pro as he finished third in the NFL, second in the NFC, in quarterback rating with a 93.6 mark. Along the way, he recorded the second best yardage (3,304) total of his career and the then lowest interception (7) total. He earned his fifth consecutive Pro Bowl selection while finishing second in the NFL in completion percentage (64.8%), third in average yards-per-attempt (7.65) and interception percentage (1.62). Aikman opened the season by leading Dallas to eight wins in the first nine games, including a season opening 35-0 win at the N.Y. Giants (9/4), where he led Dallas to touchdowns on five-of-eight drives. He completed 15-of-20 passes (75.0%) for 228 yards and a touchdown in running his opening day record to 5-2. The next week, he threw two touchdown passes and ran for another in a 31-21 win over Denver (9/10). Aikman provided the fourth quarter spark Dallas needed at Minnesota (9/17) when he guided Dallas to a final period touchdown and two-point conversion, putting the Cowboys up 17-10. He then drove the team 73 yards to a game-winning touchdown in overtime, finishing the day 24-of-38 (63.2%) for 246 yards and a touchdown – including nine-of-11 for 107 yards in the fourth quarter and overtime. Irvin's 50-yard reception against Arizona (9/24) was Aikman's longest pass completion of the season as he threw for 192 first half yards. Aikman suffered many bumps and bruises during the 1995 season, but started every game for only the second time in his career. The first of his bumps came at Washington (10/1) when he strained his right



calf dropping back to pass on the game's first drive. He returned to the line-up the following week against Green Bay (10/8) and had one of his best days of the season, completing 24-of-31 passes (77.4%) for 316 yards and two touchdowns. Still on a hot streak, Aikman came back at San Diego (10/15) and hit on 21-of-30 passes (70.0%) for 222 yards and broke Don Meredith's club-record of 156 consecutive pass attempts without an interception. Aikman's streak was snapped at 184 when he threw a fourth quarter interception in Dallas' 28-13 win at Atlanta (10/29). For the day, he was 19-of-25 (76.0%) for 198 yards and two touchdowns. In a Monday night game against Philadelphia (11/6), Aikman posted his fourth consecutive game with a completion percentage over 70 percent, a club-record, when he connected on 17-of-24 passes (70.8%) for 202 yards and a touchdown. Aikman suffered a bruised left knee against San Francisco (11/12) on the game's first play. He tried to return but was unable. He bounced back from the injury to have one of his best games of the year, completing a season-high 79.2% of his passes (19-of-24) for 227 yards and a score at Oakland (11/19). Along the way, he connected on 13 straight passes to tie his career best and the second longest streak in club history. After leading Dallas on three touchdown drives of 70-or-more yards against Kansas City (11/23) while completing 21-of-29 passes (72.4%), Aikman had season highs with 47 attempts and 29 completions, good for 285 yards and a touchdown against Washington (12/3). On a windy, 19-degree day at Philadelphia (12/10), Aikman recorded his worst day as a passer in over five years when he was 11-of-28 (39.3%) for 110 yards. The next week in the rain against the N.Y. Giants (12/17), he guided Dallas to a game-winning field goal in the final two minutes of the fourth quarter. In the regular-season finale at Arizona (12/25), Aikman posted his best regular season yardage day of the year with 350 yards on 21-of-32 passing (65.6%), including two touchdowns – his fifth multiple touchdown game of the season. That game vaulted him past the 3,000-yard mark for the season – his third career 3,000-yard season. He opened postseason play by completing 70.8% of his passes (17-of-24) for 253 yards and a touchdown in a divisional playoff win over Philadelphia (1/7/96). Against Green Bay (1/14/96) in his fourth consecutive NFC Championship Game, Aikman moved past Staubach (2,820 yards) to become the club's all-time leader in postseason passing yards. He finished the day 21-of-33 for 255 yards and two touchdowns in guiding Dallas to its third Super Bowl in four years. In Super Bowl XXX, Aikman became just the third player to quarterback a team to three titles when he completed 10 consecutive passes in the first half and finished the day 15-of-23 (65.2%) for 209 yards and a touchdown against Pittsburgh (1/28/96) in a 27-17 win. It was the fifth consecutive postseason game he had thrown a touchdown pass, setting a club record. Aikman missed the Pro Bowl to have surgery to remove loose bodies from his right elbow on Feb. 6.

1994: Amid changes at head coach and offensive coordinator, Aikman proved to be the same, earning selection to the Pro Bowl for the fourth consecutive season, finishing second in the NFL in both completion percentage (64.5%) and average yards-per-attempt (7.41) and posting a quarterback rating of 84.9 – good for fifth in the league. Aikman opened the year at Pittsburgh (9/4) by completing 21-of-32 passes for 245 yards and a touchdown in the Cowboys' 26-9 victory, guiding Dallas to its first win in Pittsburgh since 1969. Two weeks later in a Monday night overtime loss to Detroit (9/19), Aikman completed a season-high 26 passes on 39 attempts, including his 2,000th career attempt. Against the Washington Redskins (10/2), he was 20-of-28 (71.4%) for 181 yards and a touchdown in the 34-7 win, which included a club-record tying 24 second quarter points. Aikman continued his hot streak the following week against Arizona (10/9) when he was 16-of-22 (72.7%) for 231 yards (10.5 yards-per-attempt) and two touchdowns, earning NFC Offensive Player of the Week honors. When Aikman completed two touchdown passes against Philadelphia (10/16), it marked the 13th consecutive game he had completed a touchdown pass, breaking the club record of 12 set by Meredith (1965-66) and Staubach (1977-78). Aikman narrowly extended his mark to 14 games at Arizona (10/23), tossing a 15-yard scoring pass after suffering a concussion during the game's opening drive. After a hit by Wilber Marshall, Aikman stayed in the game and threw the scoring pass before coming out of the game for good. He returned to action at Cincinnati (10/30) and recorded his third two-touchdown pass game of the year while throwing for 272 yards. He also led Dallas to a fourth quarter field goal with 5:00 remaining to win the game 23-20. Aikman opened November by completing a season high 79.2% of his passes (19-of-24) against the N.Y. Giants (11/7). He also ran for a score. When Dallas traveled to San Francisco (11/13), Aikman recorded season-highs with 42 pass attempts and 339 yards passing, including a career-long 90-yard pass to Alvin Harper. Aikman kept Dallas in the game up to the final possession in a 21-14 loss, but along the way, his club record streak with a touchdown pass was snapped at 16 games. Dallas bounced back the next week against Washington (11/20) when Aikman completed 8-of-13 passes for 87 yards before suffering a sprained medial collateral ligament in his left knee in the second quarter when tackled by Ken Harvey. When he sat out against Green Bay (11/24) and Philadelphia (12/4), it marked his first missed starts in 20 games, dating back to Nov. 21, 1993. He returned to the lineup against Cleveland (12/10) and, after guiding Dallas to a fourth quarter touchdown, had the Cowboys on the Browns' one-yard line when time ran out in the 19-14 loss. After completing 75.0% of his passes (21-of-28) at New Orleans (12/19) in a Monday night victory, Aikman saw limited first half action in the cold and rain against the Giants (12/24) in the season finale. Following the regular season, Aikman posted the two most impressive passing days in Cowboys playoff history. In the Divisional Playoff Game against Green Bay (1/8/95), Aikman connected with Harper for a NFL postseason record 94-yard touchdown toss. It was the longest play from scrimmage in NFL postseason history. He also set Dallas records for passing yards (337) and completion percentage (76.7% on 23-of-30 passing) in a playoff game as the Cowboys posted a 35-9 win. The following week at San Francisco (1/15/95) in the NFC Championship Game, he broke



his mark by throwing for 380 yards, and his 53 attempts tied a club playoff record. Both his attempts and yards were career highs (regular-season or postseason) at the time, and he also established NFC Championship Game records for attempts, completions and passing yards.

1993: In leading Dallas to its second consecutive Super Bowl title in 1993, Aikman posted one of the finest seasons ever by a NFL quarterback. His 99.0 quarterback rating was the second highest in team history and placed him second in the NFL, the highest finish by a Dallas quarterback since Roger Staubach led the league in 1979 with a club-record 104.8 rating. The top vote getter among all players for the Pro Bowl, Aikman earned a spot on his third consecutive Pro Bowl team following the season, his first as the starting quarterback. Other 1993 awards included All-Pro honors from *Sports Illustrated* and *The Sporting News*, *Football News* All-NFC and NFL Alumni Quarterback of the Year. The NFL's most accurate passer, Aikman led the league with a 69.1% completion rate. Aikman also avoided mistakes when throwing the football, leading the NFC and finishing second in the NFL in interception ratio at 1.53%, a club record. After missing most of the preseason following June 19 back surgery on a herniated disk, Aikman opened the regular season at Washington (9/6) by completing an 80-yard touchdown toss to Harper. The following week, Aikman attempted a season-high 45 pass attempts against Buffalo (9/12). At Phoenix (9/19), he completed 21-of-27 passes (77.8%) for 281 yards, beginning a streak of three straight weeks when his completion percentage topped the 70 percent mark. The following week, he earned NFC Offensive Player of the Week honors when he completed 18-of-23 passes (78.3%) for 317 yards against Green Bay (10/3). He also posted a career-high 13.8 yards-per-attempt. At Indianapolis (10/10), he completed the three-game streak with a 21-of-28 day passing (75.0%). In the rain and wind at Philadelphia (10/31), Aikman had a string of 35 straight games with a completion percentage above 50.0% snapped when he was nine-of-19. For his play in guiding Dallas to four consecutive wins in October, Aikman was named NFC Offensive Player of the Month. Aikman completed his first 10 passes against the N.Y. Giants (11/7) and 11-of-13 for 162 yards and two touchdowns before suffering a strained left hamstring early in the third quarter, forcing him to miss the remainder of that game and the games that followed against Phoenix (11/14) and Atlanta (11/21). Despite missing two and a half games due to injuries, he still threw for 3,100 yards to finish fourth in the NFC and posted his second consecutive 3,000 yard passing season, the first back-to-back 3,000-yard seasons by a Dallas quarterback since White accomplished the feat in 1980-81. He returned to action on Thanksgiving Day against the Dolphins (11/25). Aikman was 21-of-27 (77.8%) for 252 yards and two touchdowns against the N.Y. Jets (12/18). He then closed out the year with back-to-back season-high 80.0% completion days against Washington (12/26) (16-of-20) and at the N.Y. Giants (1/2/94) (24-of-30) – where he led Dallas to a 16-13 overtime win and the NFC East title. Over the final three games of the season, Aikman posted three straight games with a completion percentage over 70.0%, and including the playoffs, he extended the streak to six games. In completing 28-of-37 passes (75.7%) for 302 yards and three touchdowns against Green Bay (1/16/94) in a Divisional Playoff Game, Aikman had a club record streak of 111 postseason pass attempts without an interception snapped. In the NFC Championship Game against San Francisco (1/23/94), Aikman led Dallas to a 28-7 lead before suffering a concussion early in the third quarter that ended his day. He returned to action against Buffalo (1/30/94) and helped lead Dallas to the Super Bowl XXVIII title by completing 19-of-27 passes (70.4%) for 207 yards.

1992: Aikman led the team to victories in eight of the first nine games. After knocking off the defending Super Bowl champion Redskins (9/7) in the Monday night season opener, he threw three touchdown passes against Phoenix (9/20), including a season-long 87-yard touchdown toss to Irvin. Later in the year at Phoenix (11/22), Aikman completed a season-high 25 passes and threw for two touchdowns, beginning a string of five straight games in which he threw at least two touchdown passes – the longest such streak by a Dallas player since White had six straight multi-touchdown games in 1983. Down 27-24 late at Denver (12/6), Aikman completed 7-of-8 passes for 78 yards on a last minute touchdown drive to give Dallas a 31-27 come-from-behind win. The following week at Washington (12/13), he reached 10,000 passing yards in his 52nd career game, faster than any quarterback in team history. Aikman finished the season with 3,445 yards passing, his first 3,000-yard season and the third best yardage season in team history, to rank second in the NFC and fourth in the NFL in passing yards. His 302 completions were the second most in a season in team history and tied him for the NFC lead, second in the NFL. One of his finest passing performances of the year came at Atlanta (12/21) when he completed 13 straight passes, the second most in club history, on his way to a single-game career-high 85.7% (18-of-21) completion rate, the second best in team history. In leading Dallas to a club record 13 regular season wins, Aikman's 89.5 quarterback rating placed him third in the NFL and earned him his second consecutive Pro Bowl appearance. In the postseason, Aikman completed 61-of-89 passes (68.5%) for 795 yards, eight touchdowns and no interceptions for a rating of 126.4. He had 322 passing yards in the Cowboys 30-20 win over San Francisco (1/17/93) in the NFC Championship Game, and he completed 70.6% (24-of-34) of his passes to establish a then club playoff record. He broke that record by completing 73.3% (22-of-30) of his passes against Buffalo (1/31/93), earning MVP honors in Super Bowl XXVII. With his MVP award, Aikman joined Jim Plunkett and Terry Bradshaw as the only other quarterbacks drafted first overall to win the Super Bowl MVP award.

1991: The 1991 season was a preview of what was ahead for Dallas as evidenced in the Cowboys' win over the defending Super Bowl Champion New York Giants (9/29). Aikman earned NFC Offensive Player of the Week honors after completing five-of-six passes for 84 yards, including a 23-yard scoring toss to Irvin, on the game-winning drive late in the fourth quarter. Against Green Bay (10/6), he recorded a season-high 31 completions, including 12 straight at the end of



the game. Despite missing the final four regular season games after spraining the lateral collateral ligament in his right knee in the third quarter of the Cowboys' victory at Washington (11/24), Aikman completed 65.3% of his passes to lead the NFC and earned his first trip to the Pro Bowl. At Detroit (10/27), he threw for a season-high 331 yards.

1990: In 1990, Aikman's value to Dallas was evident in the team's seven wins. In only one of those victories were the Cowboys ahead entering the fourth quarter. In the other six, Aikman completed 32-of-45 passes (71.1%) for 456 yards, two touchdowns and no interceptions in the final period to put Dallas on top. In the season-opening victory over San Diego (9/9), Aikman capped a 53-yard drive with his first NFL rushing touchdown, a one-yard sneak, to win the game with 1:58 remaining. In Tampa (10/21), he led Dallas on an 80-yard scoring drive – throwing for 60 and scrambling for 20 – that culminated in the game-winning 28-yard touchdown pass to Irvin with 1:56 left. Against the Rams (11/18), Aikman led the team 89 yards to set up the winning field goal in the fourth quarter. Four days later against the Redskins (11/22), he led the Cowboys to scores from 67 and 78 yards in the final period of a 27-17 Dallas win. Aikman completed 11 straight passes in the second half while engineering fourth quarter scoring drives of 80 and 50 yards to beat the Saints (12/2). Early in the Philadelphia game (12/23), Aikman separated his right shoulder forcing him to miss the season finale. When Aikman had surgery to repair the shoulder, he also had loose bodies removed from his right elbow.

1989: In 1989, Aikman showed tremendous poise for a rookie. After missing five games due to a broken left index finger suffered against the N.Y. Giants (10/1), Aikman threw for a NFL rookie record 379 yards at Phoenix (11/12). In that game against the Cardinals, he was knocked unconscious after rifling a 75-yard scoring strike to put Dallas up 20-17 with 1:43 remaining. Against the Rams (12/3), Aikman became the first Cowboys player since White in 1987 to throw four touchdown passes. The first rookie quarterback to start a season opener for Dallas since Staubach in 1969, Aikman was named to most All-Rookie teams.

COLLEGE: In two seasons at UCLA, Aikman completed 64.8 percent of his passes for 5,298 yards and 41 touchdowns while throwing only 17 interceptions. He finished his career as the third rated passer in NCAA history. The All-America led the Bruins to a 20-4 record, including wins in the 1987 Aloha Bowl and the 1989 Cotton Bowl. In 1999, he was inducted into the UCLA Sports Hall of Fame. He transferred to UCLA after two seasons at Oklahoma (1984-85).

PERSONAL: Troy Kenneth Aikman grew up in Cerritos, CA, and earned all state honors at Henryetta, OK, High School after his parents (Kenneth and Charlyn) moved the family when Troy was 12. In 1991, he pledged to match any funds raised to build a health and fitness center for the town of Henryetta (pop. 6,000), where a street is named after him. Named Henryettan of the Year for 1992, Aikman sponsors a scholarship at Henryetta H.S. He also set up a permanently endowed scholarship at UCLA, where he majored in sociology. He has been selected to the Oklahoma High School Football All-Time Team and had his high school jersey retired. From 1991-96, Aikman was one of five finalists for the NFL Man of the Year, which honors players for their contributions to the community. After six seasons as a finalist, the NFL recognized him in 1997 as NFL Man of the Year, the league's highest award for community involvement. In the summer of 2000, *The Sporting News* selected him as the NFL's No. 1 Good Guy, recognizing Aikman for his extensive contributions to the community. In 1992, he established the Troy Aikman Foundation, which constructs high-tech recreation areas in children's hospitals. The profits from a children's book he authored entitled *Things Change*, which was released in March of 1995 and was the nation's best-selling sports book for children, also go to his foundation. In the spring of 1995, the foundation made a donation to Children's Medical Center of Dallas for funding of "Aikman's End Zone," a 7,000 square foot high-tech interactive playroom for children staying at the hospital. In the spring of 1997, an "Aikman's End Zone" was opened at Cook Children's Medical Center in Fort Worth, and in 1999, he opened one in Oklahoma City at Children's Hospital of Oklahoma. Presently, a Theater 8 is planned for St. Anthony's Hospital in Oklahoma City. Featured in the End Zones is Starbright World – a computer network that links seriously ill children across the country into an interactive playspace designed especially for them. Starbright World is spearheaded by producer/director Steven Spielberg and General H. Norman Schwarzkopf. The group's goal is to improve the development of entertainment-oriented therapeutic resources for seriously ill children and their families. Since 1997 he has served as Honorary Co-Chairman with Roger Staubach for the annual Children's Cancer Fund Fashion Show that raises over \$350,000 annually for pediatric oncology research. In addition to his personal foundation activities, Aikman has served on the board of the Irving, TX, Youth and Family Counseling Center and has been honorary chairman for numerous charitable fund-raisers throughout the Metroplex. He has served on numerous charity projects throughout Oklahoma and was the Oklahoma Red Cross honorary chairman, as well as a member of the advisory board for the Oklahoma Museum of Natural History. He was the honorary chairman and a participant in the 1995 Hitting for The Heartland, a celebrity baseball game to raise money for the Oklahoma bombing victims. He also worked with Roger Staubach on a poster to benefit the Children's Medical Center of Dallas. Aikman is involved with the Make-A-Wish Foundation, visiting with children with life threatening illnesses. In 1992, Aikman appeared on posters benefiting the USDA National and Texas State school lunch programs and is an advocate of the DARE program at numerous schools across the nation. Aikman also supports the West Texas Rehabilitation Center, American Cancer Society, Easter Seals Society, Happy Hill Farm, Children's Medical Center of Dallas, Cook Children's Medical Center of Fort Worth, Irving Kops for Kids, Arlington Riverfest, Children's Hospital of Oklahoma and the Henryetta Education Foundation. Aikman also appeared in the Cowboys' United Way commercials from 1990-93, 1998 and 2000. Troy appears in a public service announcement



for the Texas Cancer Council to help draw awareness to the dangers of smokeless tobacco. In March 1992, Troy sang in a celebrity choir during Farm Aid V, and in 1993, he recorded a country music single, *Oklahoma Nights*, on a compact disc titled *Everybody Wants to Be a Cowboy*. He was joined on the CD by special teams coach Joe Avezzano, who organized the effort, and former Cowboys Randy White, Walt Garrison and Jay Novacek. In 1996, he recorded songs with Toby Keith and Waylon Jennings for the NFL Country CD. Troy has also made a number of guest appearances on network television shows including *The Tonight Show with Jay Leno*, *The Late Show with David Letterman*, *Live with Regis and Kathie Lee* and was a presenter at both the Country Music Awards in 1993 and 1997 and at the ESPN ESPY Awards in 1994. In March 1994, Troy played himself in an episode of the sit-com *Coach*. In the fall of 1996, he appeared as himself in the Academy Award winning motion picture *Jerry Maguire*. He was also the recipient of the Byron White Humanitarian Award in 1994. Aikman is also a four-time Bob Lilly award winner (1992, 1995, 1997-98), selected by Cowboys' fans and based on sportsmanship, dedication, leadership and achievement. Troy and wife Rhonda have a daughter, Rachel.

AIKMAN'S COWBOYS TOTALS

Year	Starting Record	Passing					Sacks/Yards	Rating
		Att.	Comp.	Yards	Pct.	TD		
1989	0-11	293	155	1,749	52.9	9	18 751	19/155 55.7
1990	7-8	399	226	2,579	56.6	11	18 611	39/288 66.6
1991	7-5	363	237	2,754	65.3	11	10 61	32/224 86.7
1992	13-3	473	302	3,445	63.8	23	14 871	23/112 89.5
1993	11-3	392	271	3,100	69.1	15	6 801	26/153 99.0
1994	10-4	361	233	2,676	64.5	13	12 90	14/59 84.9
1995	12-4	432	280	3,304	64.8	16	7 50	14/89 93.6
1996	10-5	465	296	3,126	63.7	12	13 61	18/120 80.1
1997	6-10	518	292	3,282	56.4	19	12 641	33/269 78.0
1998	7-4	315	187	2,330	59.4	12	5 671	9/58 88.5
1999	7-7	442	263	2,964	59.5	17	12 901	19/130 81.1
Totals	90-64	4,453	2,742	31,310	61.6	158	127 901	246/1,657 82.6

Playoffs								
1991	0-0	16	11	114	68.8	0	1 25	3/26 63.0
1992	3-0	89	61	795	68.5	8	0 70	7/43 126.4
1993	3-0	82	61	686	74.4	5	3 35	7/28 104.0
1994	1-1	83	53	717	63.9	4	4 941	5/35 87.3
1995	3-0	80	53	717	66.3	4	1 47	4/25 106.1
1996	1-1	65	37	343	56.9	1	4 23	3/26 51.0
1998	0-1	49	22	191	44.9	1	3 19	4/27 37.0
1999	0-1	38	22	286	57.9	0	1 45	1/8 70.7
Totals	11-4	502	320	3,849	63.7	23	17 941	34/218 88.3

Rushing					
Year	No.	Yds.	Avg.	Long	TD
1989	38	302	7.9	25	0
1990	40	172	4.3	20	1
1991	16	5	0.3	9	1
1992	37	105	2.8	19	1
1993	32	125	3.9	20	0
1994	30	62	2.1	13	1
1995	21	32	1.5	12	1
1996	35	42	1.2	10	1
1997	25	79	3.2	13	0
1998	22	69	3.1	23	2
1999	21	10	0.5	7	1
Totals	317	1,003	3.2	25	9

Playoffs					
1991	2	0	0.0	0	0
1992	9	38	4.2	19	0
1993	7	28	4.0	12	0
1994	2	11	5.5	9	0
1995	8	6	0.8	9	0
1996	3	4	1.3	21	1
1998	1	0	0.0	0	0
1999	0	0	0.0	0	0
Totals	32	87	2.7	19	1

Additional Statistics

Receiving: 1989 (1 rec, -13 yds), 1991 (1 rec, -6 yds)

AIKMAN'S REGULAR SEASON TOP 10

Pass Attempts
 57 - vs. Minnesota, 11/26/98
 53 - @ Cincinnati, 12/14/97
 52 - @ N.Y. Giants, 10/5/97
 49 - @ Washington (OT), 9/12/99
 47 - vs. Washington, 12/3/95
 45 - vs. Buffalo, 9/12/93
 45 - vs. Washington, 11/16/97
 43 - @ Washington, 9/23/90
 43 - vs. Miami, 11/25/93
 42 - five times, last vs. Seattle, 11/22/98
Playoffs
 53 - @ San Francisco, 1/15/95
 49 - vs. Arizona, 1/2/99
 38 - @ Minnesota, 1/9/00

Completions
 34 - @ N.Y. Giants, 10/5/97
 34 - vs. Minnesota, 11/26/98
 33 - @ Miami, 10/27/96
 31 - @ Green Bay, 10/6/91
 29 - vs. Washington, 12/3/95
 28 - seven times, last @ Washington (OT), 9/12/99
Playoffs
 30 - @ San Francisco, 1/15/95
 28 - vs. Green Bay, 1/16/94
 24 - @ San Francisco, 1/17/93



Aikman's Top 10 (cont.)

Passing Yards

- 455 - vs. Minnesota (11/26/98)
- 379 - @ Phoenix (11/12/89)
- 363 - @ Miami (10/27/96)
- 362 - @ Washington (9/12/99)
- 356 - vs. Tennessee (11/27/97)
- 350 - @ Arizona (12/25/95)
- 339 - @ San Francisco (11/13/94)
- 331 - @ Detroit (10/27/91)
- 317 - vs. Green Bay (10/3/93)
- 317 - @ N.Y. Giants (10/5/97)

Playoffs

- 380 - @ San Francisco, 1/15/95
- 337 - vs. Green Bay, 1/8/95
- 322 - @ San Francisco, 1/17/93

Touchdown Passes

- 5 - @ Washington (OT), 9/12/99
- 4 - vs. L.A. Rams, 12/3/89
- 4 - @ Pittsburgh, 8/31/97
- 3 - @ L.A. Rams, 11/18/90
- 3 - vs. Washington, 9/9/91
- 3 - vs. Phoenix, 9/20/92
- 3 - @ Denver, 12/6/92
- 3 - @ Atlanta, 12/21/92
- 3 - vs. N.Y. Giants, 9/8/96
- 3 - vs. Miami, 10/27/96

Playoffs

- 4 - vs. Buffalo, 1/31/93
- 3 - vs. Green Bay, 1/16/94

Interceptions

- 4 - vs. Green Bay, 12/24/89
- 3 - vs. Philadelphia, 11/23/89
- 3 - vs. Philadelphia, 9/15/91
- 3 - @ Philadelphia, 10/5/92
- 3 - @ N.Y. Jets, 12/18/93
- 3 - @ San Francisco, 11/13/94
- 3 - @ Buffalo, 9/22/96
- 3 - vs. Tennessee, 11/27/97
- 3 - @ Washington (OT), 9/12/99

Playoffs

- 3 - @ San Francisco, 1/15/95
- 3 - @ Carolina, 1/5/97
- 3 - vs. Arizona, 1/2/99

Completion Percentage (min 20 atts.)

- 85.7 - @ Atlanta (12/21/92) (18-21)
- 80.8 - @ N.Y. Giants (9/30/90) (21-26)
- 80.5 - @ Miami (10/27/96) (33-41)
- 80.0 - vs. Washington (12/26/93) (16-20)
- 80.0 - @ N.Y. Giants (1/2/94) (24-30)
- 79.2 - vs. N.Y. Giants (11/7/94) (19-24)
- 79.2 - @ Oakland (11/19/95) (19-24)
- 79.2 - @ Indianapolis (10/31/99) (19-24)
- 78.3 - vs. Green Bay (10/3/93) (18-23)
- 77.8 - @ Phoenix (9/19/93) (21-27)
- 77.8 - @ N.Y. Jets (12/18/93) (21-27)

Playoffs

- 76.7 - vs. Green Bay, 1/8/95
- 75.7 - vs. Green Bay, 1/16/94
- 73.3 - vs. Buffalo, 1/31/93

Longest Passes

- 90t - vs. N.Y. Giants, 1/2/90
- 90 - @ San Francisco, 11/13/94
- 87t - vs. Phoenix, 9/20/92
- 80t - @ Washington, 9/6/93
- 76t - @ Washington (OT), 9/12/99
- 75t - @ Phoenix, 11/12/89
- 67t - vs. Minnesota, 11/26/98
- 66 - vs. Green Bay, 10/3/93
- 65t - @ Atlanta, 9/17/89
- 65t - vs. Miami, 11/25/99

Playoffs

- 94t - vs. Green Bay, 1/8/95
- 70 - @ San Francisco, 1/17/93
- 53 - vs. Green Bay, 1/8/95

Longest Runs

- 25 - @ Philadelphia, 12/10/89
- 23 - vs. Arizona, 9/6/98
- 21 - vs. Miami, 11/19/89
- 20 - @ Tampa Bay, 10/21/90
- 20 - @ N.Y. Jets, 12/18/93

Playoffs

- 19 - vs. Buffalo, 1/31/93
- 12 - vs. San Francisco, 1/23/94

Single-Game Bests

- Attempts - 57 vs. Minnesota, 11/26/98
- playoffs - 53 @ San Francisco, 1/15/95
- Completions - 34 @ N.Y. Giants, 10/5/97 and vs. Minnesota, 11/26/98
- playoffs - 30 @ San Francisco, 1/15/95
- Yards - 455 vs. Minnesota, 11/26/98
- playoffs - 380 @ San Francisco, 1/15/95
- Completion Percentage - 85.7 @ Atlanta, 12/21/92
- playoffs - 76.7 vs. Green Bay, 1/8/95
- Long - 90 @ San Francisco, 11/13/94 and 90t vs. N.Y. Giants, 1/2/90
- playoffs - 94t vs. Green Bay, 1/8/95
- Touchdowns - 5 @ Washington, 9/12/99
- playoffs - 4 vs. Buffalo, 1/31/93
- Interceptions - 4 vs. Green Bay, 12/24/89
- playoffs - 3 three times, last vs. Arizona, 1/2/99
- Consecutive Completions - 13 @ Atlanta, 12/21/92; @ Oakland, 11/19/95; and @ Arizona, 11/15/98
- Consec. Att. w/o Int. - 216, last 19 @ N.Y. Giants, 10/18/99; all 32 vs. Washington 10/24/99; all 24 @ Indianapolis, 10/31/99; all 24 @ Minnesota, 11/8/99; all 29 vs. Miami, 11/25/99; all 30 @ New England, 12/5/99; all 40 vs. Philadelphia, 12/12/99; first 18 vs. N.Y. Jets, 12/19/99
- Rushing Attempts - 8 three times, last @ L.A. Raiders, 10/25/92
- playoffs - 4 vs. Pittsburgh, 1/28/96
- Rushing Yards - 71 vs. Miami, 11/19/89
- playoffs - 28 vs. Buffalo, 1/31/93
- Long Rush - 25 @ Philadelphia, 12/10/89
- playoffs - 19 vs. Buffalo, 1/31/93

AIKMAN GAME-BY-GAME

1989

	Att.	Comp.	Yards	Pct.	TD	Int.	Long	Sacks/ Yards
L-@ New Orleans 9/10	35	17	180	48.6	0	2	24	2/30
L-@ Atlanta 9/17	23	13	241	56.5	1	2	65t	0/0
L-Washington 9/24	21	6	83	28.6	0	2	36	4/27
L-N.Y. Giants 10/1	6	1	11	16.7	0	0	11	0/0
L-@ Green Bay 10/8								
L-San Francisco 10/15								
L-@ Kansas City 10/22								
L-Phoenix 10/29								
W-@ Washington 11/5								
L-@ Phoenix 11/12	40	21	379	52.5	2	2	75t	1/12
L-Miami 11/19	33	25	261	75.8	1	1	21	0/0
L-Philadelphia 11/23	21	7	54	33.3	0	3	13	1/1
L-L.A. Rams 12/5	30	19	179	55.9	4	1	35t	2/14
L-@ Philadelphia 12/10	34	17	152	56.7	1	0	21	5/45
L-@ N.Y. Giants 12/16	22	11	84	50.0	0	1	22	2/17
L-Green Bay 12/24	28	18	125	64.3	0	4	21	2/9



Aikman Game-by-Game (cont.)

	1990							Sacks/ Yards
	Att.	Comp.	Yards	Pct.	TD	Int.	Long	
W-San Diego 9/9	29	13	193	44.8	1	1	28t	5/32
L-N.Y. Giants 9/16	18	10	109	55.6	0	2	25	2/13
L-@ Washington 9/23	43	23	207	53.5	0	2	20	8/64
L-@ N.Y. Giants 9/30	26	21	233	80.8	1	1	23	0/0
W-Tampa Bay 10/7	24	17	173	70.8	1	1	30	3/24
L-@ Phoenix 10/14	25	9	61	36.0	0	2	13	4/27
W-@ Tampa Bay 10/21	29	13	159	44.8	1	1	28t	2/14
L-Philadelphia 10/28	41	22	233	53.7	1	1	29t	2/18
L-@ N.Y. Jets 11/4	40	25	249	62.5	0	2	51	3/23
L-San Francisco 11/11	21	9	96	42.9	0	1	26	2/16
W-@ L.A. Rams 11/18	32	17	303	53.1	3	1	61t	1/8
W-Washington 11/22	31	20	222	64.5	1	2	41	3/14
W-New Orleans 12/2	21	15	177	71.4	1	0	45	2/16
W-Phoenix 12/16	18	12	164	66.7	1	1	41	1/8
L-@ Philadelphia 12/23	1	0	0	0.0	0	0	0	1/11
L-@ Atlanta 12/30								
DNP - shoulder								
	1991							
W-@ Cleveland 9/1	37	24	274	64.9	2	0	23	2/9
L-Washington 9/9	42	27	242	64.3	3	0	29	2/18
L-Philadelphia 9/15	25	11	112	44.0	0	3	27	11/67
W-@ Phoenix 9/22	20	12	150	60.0	0	0	26	1/11
W-N.Y. Giants 9/29	27	20	277	74.1	1	0	38	0/0
W-@ Green Bay 10/6	41	31	287	75.6	1	0	38	1/8
W-Cincinnati 10/13	22	14	275	63.6	1	2	61	1/12
L-@ Detroit 10/27	42	28	331	66.7	1	2	49	2/16
W-Phoenix 11/3	23	17	191	73.9	0	2	37	4/26
L-@ Houston 11/10	39	24	260	61.5	1	0	25	3/19
L-@ N.Y. Giants 11/17	25	16	150	64.0	0	0	22	1/8
W-@ Washington 11/24	20	13	204	65.0	1	1	39	4/30
W-Pittsburgh 11/28								
W-New Orleans 12/8								
W-@ Philadelphia 12/15								
W-Atlanta 12/22								
DNP - knee								
DNP - knee								
DNP - knee								
DNP - knee								
Playoffs								
W-@ Chicago 12/29								
L-@ Detroit 1/5/92	16	11	114	68.8	0	1	25	3/26
	1992							
W-Washington 9/7	31	18	216	58.1	1	2	29	0/0
W-@ N.Y. Giants 9/13	35	22	238	62.9	2	0	27t	2/9
W-Phoenix 9/20	21	14	263	66.7	3	0	87t	0/0
L-@ Philadelphia 10/5	38	19	256	50.0	1	3	59	4/25
W-Seattle 10/11	23	15	173	65.2	0	2	24	1/3
W-Kansas City 10/18	29	21	192	72.4	1	2	22	1/9
W-@ L.A. Raiders 10/25	25	16	234	64.0	0	0	52	5/27
W-Philadelphia 11/1	33	19	214	57.6	2	1	25	1/0
W-@ Detroit 11/8	35	18	214	64.0	1	1	57	0/0
L-L.A. Rams 11/15	37	22	272	59.5	0	0	49	1/3
W-@ Phoenix 11/22	36	25	237	69.4	2	1	37t	0/0
W-N.Y. Giants 11/26	29	19	143	65.5	2	1	26t	1/1
W-@ Denver 12/6	35	25	231	71.4	3	0	22	2/9
L-@ Washington 12/13	35	23	245	65.7	2	1	40	4/24
W-@ Atlanta 12/21	21	18	239	85.3	3	0	37	0/0
W-Chicago 12/27	20	10	78	50.0	0	0	13	1/2
Playoffs								
W-Philadelphia 1/10/93	25	15	200	60.0	2	0	41	2/14
W-@ San Francisco 1/17/93	34	24	322	70.6	2	0	70	4/27
W-Buffalo 1/31/93	30	22	273	73.3	4	0	45t	1/2
	1993							
L-@ Washington 9/6	29	17	267	58.6	2	0	80t	1/9
L-Buffalo 9/12	45	28	297	62.2	0	2	23	1/7
W-@ Phoenix 9/19	27	21	281	77.8	0	0	44	1/1
W-Green Bay 10/3	23	18	317	78.3	1	0	66	2/20
W-@ Indianapolis 10/10	28	21	245	75.0	1	0	30	2/14
W-San Francisco 10/17	35	21	243	60.0	1	0	36t	2/13
W-@ Philadelphia 10/31	19	9	96	47.4	0	0	21	2/11
W-N.Y. Giants 11/7	13	11	162	84.6	2	0	50t	2/12
W-Phoenix 11/14								
L-@ Atlanta 11/21								
DNP - hamstring								
DNP - hamstring								
L-Miami 11/25	43	28	181	65.1	1	1	19	0/0
W-Philadelphia 12/6	24	17	178	70.8	1	0	21	4/13
W-@ Minnesota 12/12	29	19	208	65.6	1	0	37	0/0
W-@ N.Y. Jets 12/18	27	21	252	77.8	2	3	42t	3/17
W-Washington 12/26	20	16	193	80.0	2	0	30	2/13
W-@ N.Y. Giants 12/29	30	24	180	80.0	1	0	22	4/23
Playoffs								
W-Green Bay 1/16/94	37	28	302	75.7	3	2	27	4/18
W-San Francisco 1/23/94	18	14	177	77.8	2	0	28	1/7
W-Buffalo 1/30/94	27	19	207	70.4	0	1	35	2/3
	1994							
W-@ Pittsburgh 9/4	32	21	245	65.6	1	1	38	0/0
W-Houston 9/11	25	14	228	58.0	1	1	53t	3/3
L-Detroit 9/19	39	26	220	66.7	1	0	20	2/14
W-@ Washington 10/2	28	20	181	71.4	1	1	46	0/0
W-Arizona 10/9	22	16	231	72.7	2	0	42	0/0
W-Philadelphia 10/16	23	12	156	52.2	2	1	18	2/3
W-@ Arizona 10/23	5	3	51	60.0	1	0	28	0/0




Aikman Game-by-Game, 1994 (cont.)

	Att.	Comp.	Yards	Pct.	TD	Int.	Long	Sacks/ Yards
W-@ Cincinnati 10/30	33	20	272	60.6	2	1	46	0/0
W-N.Y. Giants 11/7	24	19	241	79.2	1	0	36	0/0
L-@ San Francisco 11/13	42	23	339	54.8	0	3	90	3/18
W-Washington 11/20	13	8	87	61.5	0	0	18	0/0
W-Green Bay 11/24				DNP - knee				
W-@ Philadelphia 12/4				DNP - knee				
L-Cleveland 12/10	36	21	188	58.3	1	2	18	2/11
W-New Orleans 12/19	28	21	175	75.0	0	2	22	0/0
L-@ N.Y. Giants 12/24	11	9	62	81.8	0	0	18	2/10
Playoffs								
W-Green Bay 1/8/95	30	23	337	76.7	2	1	94t	1/7
L-@ San Francisco 1/15/95	53	30	380	56.6	2	3	44t	4/28
1995								
W-@ N.Y. Giants 9/4	20	15	228	75.0	1	0	43	0/0
W-Denver 9/10	31	18	196	58.1	2	1	29	0/0
W-@ Minnesota 9/17	38	24	246	63.2	1	0	26	2/13
W-Arizona 9/24	30	19	251	63.3	1	0	50	0/0
L-@ Washington 10/1	3	2	30	66.7	0	0	23	0/0
W-Green Bay 10/8	31	24	316	77.4	2	0	48t	1/4
W-@ San Diego 10/15	30	21	222	70.0	0	0	30	1/7
W-@ Atlanta 10/23	25	19	198	76.0	2	1	43t	1/4
W-Philadelphia 11/6	24	17	202	70.8	1	1	38	0/0
L-San Francisco 11/12	6	4	29	66.7	0	1	10	1/8
W-@ Oakland 11/19	24	19	227	79.2	1	0	36	1/4
W-Kansas City 11/23	29	21	192	72.4	2	0	33t	2/17
L-Washington 12/3	47	29	285	61.7	1	1	23	0/0
L-@ Philadelphia 12/10	28	11	110	39.3	0	0	19	3/23
W-N.Y. Giants 12/17	34	16	222	47.1	0	1	40	0/0
W-@ Arizona 12/25	32	21	350	65.6	2	1	48t	2/9
Playoffs								
W-Philadelphia 1/7/96	24	17	253	70.8	1	1	37	1/9
W-Green Bay 1/14/96	33	21	255	63.6	2	0	36	1/5
W-Pittsburgh 1/28/96	23	15	209	65.2	1	0	47	2/11
1996								
L-@ Chicago 9/2	37	21	192	56.8	0	1	16	2/19
W-N.Y. Giants 9/8	27	19	228	70.4	3	0	38	0/0
L-Indianapolis 9/15	27	17	184	63.0	1	0	22	0/0
L-@ Buffalo 9/22	33	16	164	48.5	0	3	24	1/4
W-@ Philadelphia 9/30	22	13	149	59.1	1	0	39	2/18
W-Arizona 10/13	37	23	199	62.2	0	1	25	0/0
W-Atlanta 10/20	24	17	265	70.8	2	0	60t	2/15
W-@ Miami 10/27	41	33	363	80.5	3	0	61	1/4
L-Philadelphia 11/3	33	21	230	63.6	0	2	24	0/0
W-@ San Francisco 11/10	39	24	230	61.5	1	1	28	2/8
W-Green Bay 11/18	35	24	206	68.6	0	0	31	1/1
L-@ N.Y. Giants 11/24	39	28	280	71.8	0	2	41	1/8
W-Washington 11/28	19	9	63	47.4	0	1	15	2/17
W-@ Arizona 12/8	24	15	255	62.5	1	0	55	1/1
W-New England 12/15	28	16	169	57.1	0	2	21	3/25
L-@ Washington 12/22				DNP				
Playoffs								
W-Minnesota 12/28	29	19	178	65.5	0	1	21	1/9
L-@ Carolina 1/5/97	36	18	165	50.0	1	3	23	2/17
1997								
W-@ Pittsburgh 8/31	30	19	295	63.3	4	0	55	0/0
L-@ Arizona 9/7	40	21	171	52.5	0	0	29	3/24
W-Philadelphia 9/15	36	17	205	47.2	1	0	27	2/18
W-Chicago 9/28	27	12	144	44.4	2	1	26t	3/20
L-@ N.Y. Giants 10/5	52	34	317	65.4	1	2	36	1/7
L-@ Washington 10/13	31	17	193	54.8	1	0	42	3/18
W-Jacksonville 10/19	32	21	262	65.6	2	0	64t	2/24
L-@ Philadelphia 10/26	6	2	21	33.3	0	0	13	2/10
L-@ San Francisco 11/2	36	22	218	61.1	1	2	54	4/34
W-Arizona 11/9	22	15	216	68.2	1	1	51	2/12
W-Washington 11/16	45	25	217	55.6	1	0	31	1/10
L-@ Green Bay 11/23	24	12	190	50.0	2	0	35	1/10
L-Tennessee 11/27	42	27	356	64.3	2	3	37	2/16
L-Carolina 12/8	26	14	180	53.8	1	0	52t	4/42
L-@ Cincinnati 12/14	53	28	285	52.8	2	2	20	1/11
L-N.Y. Giants 12/21	16	6	73	37.5	0	1	26	2/13
1998								
W-Arizona 9/6	32	22	256	68.8	2	2	37	0/0
L-@ Denver 9/13	12	5	88	41.7	1	0	38t	0/0
W-@ N.Y. Giants 9/21				DNP - Shoulder				
L-Oakland 9/27				DNP - Shoulder				
W-@ Washington 10/4				DNP - Shoulder				
W-Carolina 10/11				DNP - Shoulder				
L-@ Chicago 10/18				DNP - Shoulder				
W-@ Philadelphia 11/2	26	14	171	53.8	2	0	44	2/8
W-N.Y. Giants 11/8	23	16	161	69.6	1	0	32	0/0
W-Arizona 11/15	18	14	208	77.8	1	0	43	0/0
W-Seattle 11/22	42	28	296	66.7	2	1	24	1/4
L-Minnesota 11/26	57	34	455	59.6	1	0	67t	0/0
L-@ New Orleans 12/6	32	16	192	50.0	0	0	30	2/18
L-@ Kansas City 12/13	35	18	199	51.4	2	1	28t	1/3
W-Philadelphia 12/20	23	10	120	43.5	0	1	41	3/25
W-Washington 12/27	15	10	184	66.7	0	0	51	0/0



Aikman Game-by-Game, 1998 (cont.)

Playoffs	Att.	Comp.	Yards	Pct.	TD	Int.	Long	Sacks/ Yards
L-Arizona 1/2/99	49	22	191	44.9	1	3	19	4/27
1999								
W-@ Washington 9/12	49	28	362	57.1	5	3	76t	1/7
W-Atlanta 9/20	22	10	109	45.5	0	2	38	2/11
W-Arizona 10/3	21	15	192	71.4	2	0	63t	0/0
L-@ Philadelphia 10/10	39	21	177	53.8	1	2	25	1/7
L-@ N.Y. Giants 10/18	33	20	266	60.6	0	1	36	3/16
W-Washington 10/24	32	20	244	62.5	2	0	52	0/0
L-@ Indianapolis 10/31	24	19	159	79.2	0	0	22	4/27
L-@ Minnesota 11/8	24	14	129	58.3	0	0	24	2/10
W-Green Bay 11/14	DNP - Concussion							
L-@ Arizona 11/21	DNP - Concussion							
W-Miami 11/25	29	16	232	55.2	1	0	65t	1/9
L-@ New England 12/5	30	20	160	66.7	0	0	23	3/20
W-Philadelphia 12/12	40	22	242	55.0	1	0	26	1/17
L-N.Y. Jets 12/19	28	12	158	42.9	1	2	53	1/6
L-@ New Orleans 12/24	39	23	246	59.0	2	2	31	0/0
W-N.Y. Giants 1/2/00	32	23	288	71.9	2	0	90t	0/0
Playoffs								
L-@ Minnesota 1/9/00	38	22	286	57.9	0	1	45	1/8



Chris Akins

Safety

5'11" ★ 195 ★ 11/29/76

Arkansas-Pine Bluff

FA for '99

NFL: 2nd Year ★ Cowboys: 2nd Year

29

JAMES/STARTS (regular season, playoffs): 1999 (9/0, 1/0).

PRO: A mid-season signing in 1999, Chris Akins was brought to Dallas to address a need for depth in an injury depleted secondary, but his ability to make plays in the kicking game helped him catch the eye of the Dallas coaches. Akins was signed by the Cowboys on Oct. 27 after spending the first two months of the season as a member of the Green Bay practice squad. He was originally a seventh round draft choice (203rd overall) of the Packers in 1999 and was cut and signed to the Packer practice squad just prior to the start of the regular season. He was the first of two safeties that Green Bay selected in the seventh round of the draft. Akins has the proper blend of toughness, quickness and instincts that is necessary to produce as a safety in the NFL. His play-making ability on special teams has the Dallas coaching staff hopeful that he will soon be able to transfer that spark to the secondary, where he will compete for a backup slot at safety.

1999: Although he didn't play in his first NFL game until Week Seven of his rookie year, Akins went on to finish the year as the Cowboys second leading special teams tackler with 15 stops. In his debut at Indianapolis (10/31), he tied for the team lead in special team tackles with three. In the final eight games of the season, he led or tied for the team lead in special teams tackles five times: Green Bay (11/14 - three), at Arizona (11/21 - two), Philadelphia (12/12 - two), N.Y. Jets (12/19 - two) and at New Orleans (12/24 - two). In the win over the Packers, he forced a fumble on a punt return that was recovered by Green Bay. In the following week's loss at Arizona (11/21), Akins saw limited action at safety in nickel packages when George Teague was out with a finger laceration. In the Thanksgiving Day win over the Dolphins (11/25), Akins registered one tackle and was part of a Dallas kickoff team that limited Miami's Brock Marion - who entered the game ranked second in the NFL with a 26.4 yard average - to an 18.4 yard average on five kickoff returns.

COLLEGE: As a senior at Arkansas-Pine Bluff, Akins earned Black College All-America and All-Southwestern Athletic Conference honors after totaling 66 tackles, 12 passes defended, five interceptions, four tackles for losses and three fumble recoveries. He returned two of his interceptions for touchdowns, including a 100-yard return late in the Golden Lions 27-18 victory over Alcorn State. After transferring to Arkansas-Pine Bluff from Arkansas in 1997, Akins was an All-SWAC selection when he recorded 52 tackles, 11 passes defended and six interceptions as a junior. Prior to joining UAPB, Akins played two seasons at Arkansas and started six games in the secondary as a sophomore in 1996.

PERSONAL: Christopher Drew Akins was named Arkansas Player of the Year while earning All-America, all-state and all-conference honors after posting 117 tackles, 17 passes defended and four interceptions as a senior at Hall High School in Little Rock, AR. He lettered three times in football and track, where he was a two-time all-state selection while setting school records in the 100 and 200-meter dashes. The business administration major is the second cousin of Cowboys tight end Jackie Harris. Akins worked with the "Mentoring At Risk Youth" program while attending Arkansas-Pine Bluff. Chris has a son, Chris, Jr.



AKINS' COWBOYS TOTALS

Year	Solo	Tackles Ast.	Tot.	Sacks	Tkl/ Loss	QB Press.	Passes Def.	For. Fum.	Special Teams Solo	Ast.	Tot.
1999	0	0	0	0.0 (0)	0	0	0	1	11	4	15
Playoffs											
1999	0	0	0	0.0 (0)	0	0	0	0	0	1	1



Larry Allen

Guard/Tackle

6'3" ★ 326 ★ 11/27/71

Sonoma State

D-2 for '94 (46th overall)

NFL: 7th Year ★ Cowboys: 7th Year



GAMES/STARTS (regular season, playoffs): 1994 (16/10, 2/2), 1995 (16/16, 3/3), 1996 (16/16, 2/2), 1997 (16/16), 1998 (16/16, 1/1), 1999 (11/11, 1/1). Total – 91/85, 9/9.

PRO: Widely recognized as one of the NFL's finest offensive linemen, Larry Allen has come farther in six years than anyone could have expected. In six NFL seasons since being drafted out of tiny Sonoma State, he is already a five-time All-Pro selection, four times at guard (1995-97, 1999) and one at tackle (1998). With his selection at tackle in 1998, he became just the third player in league history to be selected to the Pro Bowl at more than one offensive line position during his career, joining Bruce Matthews (guard/center) and Chris Hinton (guard/tackle). Allen also joined William Roaf (New Orleans), Randall McDaniel (Minnesota) and Bruce Matthews (Tennessee) as the only members of the NFC and AFC starting offensive lines on the 1999 Pro Bowl squad to be making his fifth straight appearance. Allen has played all but one position along the offensive line in his six seasons in Dallas, moving between right tackle (1994), right guard (1995-97), left tackle (1997-98) and left guard (1999). During that time, he has been part of a group that has allowed just 139 sacks in 96 games (1.4 per game), fewest in the NFL during that time (Kansas City is second with 161 sacks allowed). He has also been a member of an offensive unit that has posted the four lowest sacks allowed totals in club history with 18 in 1995, 19 in 1996 and 1998, and 20 in 1994.

1999: Despite starting in his third line position in as many years and missing five games due to injury, Allen was selected to his fifth consecutive Pro Bowl while earning All-Pro honors from the Associated Press, *Pro Football Weekly*, *College and Pro Football Newsweekly*, *Sports Illustrated* and *The Sporting News*. He earned this recognition as part of an offensive line that allowed the second fewest sacks (24) in the NFL (Indianapolis – 14), including allowing one or fewer sacks in nine-of-16 games. The Dallas offensive line also led the way for Emmitt Smith to rush for 1,397 yards. In Allen's first career start at left guard in the season opener at Washington (9/12), he helped lead the way as the Cowboys gained 541 total yards while surrendering only one sack in 50 pass plays. The offensive output against the Redskins was Dallas' highest yardage total since gaining 554 yards on Sept. 15, 1985 against Detroit. Against Atlanta (9/20), he helped lead the way as Smith (109 yards) became just the third player in the last 29 games to rush for over 100 yards against the Falcons. His blocking helped the Cowboys line allow only one sack in 40 pass plays at Philadelphia (10/10), and he helped limit the Redskins (10/24) to no sacks in 32 pass plays. At Minnesota (11/8), Allen's blocking helped spring Smith to 140 rushing yards and two touchdowns in the first half as the Dallas offense rolled up 205 rushing yards for the game. While helping the Cowboys ground game accumulate 149 yards against Green Bay (11/14), Allen sprained the medial collateral ligament in his right knee during the third quarter and did not return. He missed the first game of his career at Arizona (11/21), snapping strings of 97 consecutive games played and 90 consecutive starts. His knee sprain caused him to miss games against Miami (11/25), at New England (12/5), against Philadelphia (12/12) and against the N.Y. Jets (12/19). He returned to the starting lineup at New Orleans (12/24) and helped the Dallas line surrender no sacks on 39 pass plays while helping Smith rush for his eighth 100-yard game of the season. In the season finale against the N.Y. Giants (12/20), Smith recorded his ninth 100-yard game of the year and the line did not allow a sack in 33 pass plays. The Cowboys offensive line closed the regular season by not allowing a sack on the final 94 pass plays of the season. The line again surrendered only one sack in 39 pass plays in an NFC Wild Card Playoff Game at Minnesota (1/9/00) while helping Smith rush for 99 yards, including a Dallas postseason record 65-yarder. Allen underwent arthroscopic surgery on Jan. 18, 2000 to remove loose bodies from his right knee.

1998: After starting the final three games of 1997 at left tackle, Allen was penciled into the position from day one of the 1998 season. In his first full season guarding Troy Aikman's blindside, he earned consensus All-Pro and All-NFC honors. When Allen's peers voted him to the NFC Pro Bowl squad at tackle, he became just the third player in league history to be selected to the Pro Bowl at more than one offensive line position during his career. Allen earned that recognition as a vital cog in an offensive line that allowed just 19 sacks for 110 yards in 493 pass plays for the season –



fewest in the NFL. His blocking also helped Smith to seven 100-yard rushing days and 1,332 yards. In the season opener against Arizona (9/6), Allen debuted at his new position and helped Dallas amass 444 total yards (188 rushing) – both totals were the highest since 1996. In addition, the offensive line did not allow a sack of Aikman in 32 pass plays. In an October match-up at Washington (10/4), Allen helped lead the way as Dallas had two running backs top the 100-yard mark for just the third time in club history. Smith finished with 120 yards and one touchdown while Chris Warren added 104 yards and two touchdowns. The next week against Carolina (10/11), Allen helped Dallas roll up 428 yards of total offense (151 rushing and 277 passing). In November, Allen faced four of the NFC's top defensive ends in Hugh Douglas (fifth in the NFC with 12.5 sacks in 1998), Chad Bratzke (ninth with 11.0), Simeon Rice (tied for 11th with 10.0) and John Randle (10th with 10.5). His streak started at Philadelphia (11/2) when he limited Douglas to one tackle and no sacks. The next week against Bratzke and the N.Y. Giants (11/8), his blocking helped Smith rush for 163 yards on 29 carries (5.6 avg.), and the Dallas offensive line allowed no sacks to a Giants defense that led the NFL in sacks in 1998. At Arizona (11/15), Allen, while limiting Rice to one tackle, was part of a line that allowed no sacks to the Cards defense and helped lead Smith to 118 yards and three touchdowns. Seattle brought the AFC's top sacking defense of 1998 into Dallas (11/22) and came away with just one sack (on an Aikman fumble), while the Cowboys ran for 173 yards on the day. Allen closed out his dominating month against John Randle and the Minnesota Vikings (11/26), limiting him to one tackle and no sacks in 81 offensive plays. In addition, Allen helped set a new club record for pass attempts in a game without a sack (57) and led the way as Smith rushed for three touchdowns to tie Marcus Allen's NFL record of 123 career rushing scores. In the regular season finale against Washington (12/27), Allen was part of a blocking unit that saw Smith run for two more touchdowns to break the NFL's all-time rushing touchdown record.

1997: After spending part of training camp working at left tackle, Allen returned to his right guard spot for the first 13 games of the season. He started his third season at right guard at Pittsburgh (8/31) and helped Dallas gain 380 total yards, including 295 yards passing while not allowing a sack. This kind of play kept Aikman healthy and in the starting lineup for every game for the third straight season. In a win over Philadelphia (9/15), Allen suffered a strained left hamstring in the second quarter and did not return to action. Following the bye week, he returned to the starting lineup against Chicago (9/28) but was forced out of the game in the second quarter when he did not have the strength in his left leg to effectively block. Allen was back in the starting lineup for good the next week at the N.Y. Giants (10/5). After the loss of Mark Tuinei at left tackle at Washington (10/13), Allen slid out to left tackle in third down passing situations against Philadelphia (10/26) and Washington (11/16). In the Redskins game, the line allowed just one sack in 46 pass plays. Allen became the full-time starter at left tackle against Carolina (12/8) and remained there the final three weeks of the season. Despite moving between guard and tackle during the season, Allen was selected to his third straight Pro Bowl at guard and earned first-team All-Pro honors.

1996: Allen earned his second consecutive trip to the Pro Bowl, along with consensus All-Pro and All-NFC honors, while the Dallas offensive line led the NFL by allowing just 19 sacks on the season, one shy of the club record set in 1995. In a win at Miami (10/27), Aikman was sacked just once while completing a season-high 33-of-41 (80.5%) pass attempts for 363 yards and three touchdowns. For the third straight year behind Allen, Smith ran for over 1,200 yards while topping 100 yards on the ground four times, including a season-high 155 yards and three touchdowns against Washington (11/28). In the first round of the playoffs, Allen's blocking helped lead the Dallas running game to 255 rushing yards against Minnesota (12/28), the second best postseason total in club history. Smith's 6.8 yards-per-carry average in that game was the third best mark in club history.

1995: Allen made his first NFL start at right guard in the season opener at the N.Y. Giants (9/4), helping the Dallas offense roll up 459 yards, including 230 rushing yards – the most by the Cowboys since a 271-yard rushing performance at Philadelphia on Oct. 31, 1993. It wasn't until the third game of the season that the Dallas front five allowed a sack, and six times in 1995, Allen and the rest of the line held an opponent sackless. For the season, Dallas finished second in the NFL in fewest sacks allowed with a club record 18. In addition, Aikman was healthy and able to start every game for just the second time in his career, helping Allen earn All-Pro honors. In the regular-season finale at Arizona (12/25), Allen's work with the line enabled Dallas to roll up 474 yards of total offense, the most yardage by a Dallas team since Sept. 15, 1985. The Cowboys finished the season ranked fifth in the NFL in total offense, while Smith gained a club record 1,773 yards rushing, captured his fourth NFL rushing title in five years and scored a NFL record 25 rushing touchdowns. Following the season, Allen, who was in just his first year as a starting guard, was one of a club-record four Dallas offensive linemen to be selected to the Pro Bowl, joining Ray Donaldson, Nate Newton and Mark Tuinei. Allen also garnered All-NFC honors.

1994: Allen was forced into the lineup four games into his rookie campaign when Tuinei suffered back spasms at Washington (10/2). He received a game ball for his play, which held the Redskins sackless on the day. The next week against the Cardinals (10/9), Allen earned his first NFL start, at left tackle for Tuinei, and held Clyde Simmons to five tackles and no sacks while the offensive line did not allow a sack in 28 pass attempts. It was the first time a rookie offensive lineman had started for Dallas since Nov. 24, 1991 when Williams started at right tackle against Washington. Allen returned to spot duty the next two weeks, but early in the morning on Oct. 24, Williams was injured in an automobile accident and lost for the season. Allen moved into the starting lineup at Williams' right tackle spot for good at Cincinnati (10/30). The following week, he was part of an offensive line that helped Dallas amass 450 total yards against the N.Y. Giants (11/7).



Both he and Tuinei received game balls for helping hold the Saints without a sack in the Monday night victory at New Orleans (12/19). With 10 regular season starts, Allen tied Burton Lawless (1975) and Kevin Gogan (1987) for the most starts on the offensive line as a rookie in club history. On his way to garnering consensus all-rookie honors, Allen helped Dallas establish a then team record by allowing just 20 sacks – for losses totaling just 93 yards (fewest yards in the NFL). Smith finished the year third in the NFL rushing race with 1,484 yards, and the Cowboys were fifth in the NFL in rushing yards-per-game. In the playoffs, Allen received a game ball against Green Bay (1/8/95) when the Dallas offense picked up 450 total yards and Aikman completed 23-of-30 passes for 337 yards. Allen sprained his left ankle in that game, but returned to action. In the NFC Championship Game at San Francisco (1/15/95), he struggled through three quarters on the injured ankle before leaving the game. Allen was the 10th offensive lineman selected in the NFL Draft and the first player ever drafted from Sonoma State. Taken in the second round (46th overall), it marked the first time since 1981 Dallas had taken an offensive lineman that high.

COLLEGE: Allen began his college career at Butte Junior College in Oroville, CA (1989-90). After a year off, he enrolled at Sonoma State, a Division II school 45 miles north of San Francisco. In two years with the Cossacks, Allen gave up just one sack. During his senior year, Sonoma State set a mark with 334 yards rushing against Cal-State Hayward. A two-time All-America selection, Allen participated in the East-West Shrine Game and the Senior Bowl. In 1992, the Cossacks were primarily a passing team and established 10 new school records – including most yards gained, most touchdown passes, best gain-per-completion and highest passing efficiency.

PERSONAL: A native of Los Angeles, Allen attended a different high school each of his four years of school, finishing at Vintage High School in Napa, CA. He lettered in football as a freshman at Centennial Senior High in Compton, CA. For the past two seasons, Allen has participated in the offensive line's support of The RISE School in Dallas with the "First Downs for Down Syndrome" project. Larry and wife Janelle have two daughters, Jayla (12/15/94) and Lorian (4/20/00), and a son, Larry, Jr. (7/21/96).



Chris Bordano

Linebacker

6'1" ★ 241 ★ 12/30/74

Southern Methodist

Trade (New Orleans) for '00

NFL: 3rd Year ★ Cowboys: 1st Year



GAMES/STARTS (regular season, playoffs): 1998 (16/6 – N.O.), 1999 (15/12 – N.O.). Total – 31/18.

PRO: The Dallas Cowboys were looking for experienced depth at linebacker when they traded cornerback Kevin Mathis to the New Orleans Saints for Chris Bordano (pronounced bore-DAN-oh) on April 26. Bordano, a big, physical linebacker, brings two years of NFL experience to Dallas. His aggressive, hard-nosed style of play helped him become the Saints' starting middle linebacker only eight games into his rookie campaign, and he proceeded to start 18 of the next 24 games for New Orleans. He will not only be competing at middle linebacker in Dallas, but he will also provide the Cowboys with an experienced special teams player.

1999: Bordano finished the year sixth on the Saints tackle chart with 59 tackles after starting 12 of the 15 games he played. He totaled two tackles in the season opener against Carolina (9/12) before totaling three tackles at San Francisco (9/19) and two stops at Chicago (10/3). Against Atlanta (10/10), he registered six solo stops and totaled eight tackles against Tennessee (10/17). He again recorded eight stops the next week at the N.Y. Giants (10/24) before posting six tackles against Cleveland (10/31). He posted a career-high 11 tackles, including seven solo stops, against Tampa Bay (11/7) the following week. He totaled two stops against San Francisco (11/14) before leaving the game with a sprained left ankle. This ankle sprain caused him to miss the next game at Jacksonville (11/21). He returned to the field at St. Louis (11/28) and posted two tackles. He then recorded four stops at Atlanta (12/5) and five tackles against St. Louis (12/12). He saw mostly special teams action at Baltimore (12/19), against Dallas (12/24) and at Carolina (1/2/00).

1998: Bordano finished his rookie campaign tied for eighth on the team with 62 tackles while starting six games at middle linebacker. He opened the season seeing mostly special teams action, recording his first special teams tackle at Indianapolis (9/27). He registered another special teams tackle against New England (10/4) before posting his first three defensive stops against San Francisco (10/11). At Carolina (11/1), he recorded six solo tackles and a special teams tackle before making his first NFL start the next week at Minnesota (11/8), where he recorded seven tackles. He posted five tackles while starting against St. Louis (11/15) before starting and totaling nine stops at San Francisco (11/22). Bordano made his fourth start at middle linebacker and posted seven tackles at Miami (11/29), and he registered three tackles and two special team stops against Dallas (12/6). He started again against Atlanta (12/13), registering five tackles and a special teams stop before posting eight tackles at Arizona (12/20). He made his sixth start of the season in the




season finale against Buffalo (12/27), recording nine tackles and his first career sack. Bordano was drafted by the Saints in the sixth round (161st overall) of the NFL Draft.

COLLEGE: Bordano earned All-Western Athletic Conference honors after leading Southern Methodist University with 120 tackles and recording two tackles behind the line of scrimmage, one and a half sacks and a forced fumble as a senior in 1997. As a junior, he earned All-WAC honors after leading the team with 124 tackles while posting three sacks. He was granted a medical red-shirt year in 1995 after totaling 11 stops, three forced fumbles, two tackles for losses and a fumble recovery as a sophomore in 1994. He finished his freshman campaign with 66 tackles and two tackles for losses.

PERSONAL: Bordano was an all-district selection and defensive MVP after recording 178 tackles and three fumble recoveries as a senior at Southwest High School in San Antonio, TX. The history major also lettered twice in track. Chris is married to Leigh.

BORDANO'S NFL TOTALS

Year	Tackles		Tot.	Sacks	Tkl/ Loss	QB Press.	Passes Def.	For. Fum.	Special Teams		
	Solo	Asst.							Solo	Asst.	Tot.
1998 (N.O.)	46	16	62	1.0 (-2)	0	0	0	0	8	0	- 8
1999 (N.O.)	38	21	59	0.0 (0)	0	0	0	0	2	0	- 2
Totals	84	37	121	1.0 (-2)	0	0	0	0	10	0	- 10



Joe Bowden

Linebacker

5'11" ★ 235 ★ 2/25/70

Oklahoma

UFA (Ten.) for '00

NFL: 9th Year ★ Cowboys: 1st Year

58

GAMES/STARTS (regular season, playoffs): 1992 (14/0, 1/0 - Hou.), 1993 (16/6, 1/0 - Hou.), 1994 (14/1 - Hou.), 1995 (16/14 - Hou.), 1996 (16/16 - Hou.), 1997 (16/16 - Ten.), 1998 (16/16 - Ten.), 1999 (15/15, 4/4 - Ten.). Totals - 123/84, 6/4.

PRO: The Dallas Cowboys signed unrestricted free agent Joe Bowden on May 3, 2000 as a way of bringing veteran leadership and quality competition to the linebacker position. A hard-nosed player with good instincts and mobility, Bowden has played both inside and outside linebacker positions during his NFL career. Originally drafted in the fifth round (133rd overall) of the 1992 NFL Draft, Bowden has started 84 games, including 65 straight from 1995-99, during his eight-year career. He has missed only five of 128 games in his career due to injury, adding both versatility and durability to an already impressive resume. A five-year starter for Tennessee, he played a major role in the evolution of the Titans from a .500 ball-club in the mid-1990s to the AFC Champions in 1999.

1999: After one season at middle linebacker, Bowden returned to the outside in 1999 and started 15 games for the Titans, recording 81 tackles, in addition to career-high totals in sacks (3.5) and fumble recoveries (three). He also forced three fumbles, recorded one interception, defended three passes and recorded five tackles for losses. Bowden sacked Tim Couch in the Titans' win over Cleveland (9/19) and led all linebackers with 10 tackles at Jacksonville (9/26). Inactive at San Francisco (10/3) with a strained left quad, Bowden saw his streak of 65 consecutive games started snapped, but he bounced back to recover a Billy Joe Tolleriv fumble in the win at New Orleans (10/17) before being forced to leave the game because of a strained hamstring. He returned for the next game and forced a Kurt Warner fumble and recovered a Marshall Faulk fumble in the Tennessee victory over St. Louis (10/31). He paced all linebackers with nine tackles at Cincinnati (11/14) and forced a career-best two fumbles and recovered another against Atlanta (12/19). In the regular season finale at Pittsburgh (12/20), Bowden intercepted a Mike Tomczak pass in the Titans' win. In the team's run to Super Bowl XXXIV, he recorded 15 tackles, placing him fifth on the team.

1998: With the acquisition of Eddie Robinson before the start of the 1998 season, Bowden shifted from the outside to middle linebacker and went on to start all 16 games. From his MLB position, Bowden led the team with a career-high 145 tackles, surpassing his previous career-best mark by 61 stops. Seven times during the season he registered double-digit tackle efforts. He also added 1.5 sacks, three passes defended, two fumble recoveries and one interception. Twice during the year, Bowden found the end zone for the first two touchdowns of his career. The first came on a 12-yard fumble return against Cincinnati (10/18) and the other on a momentum-seizing, one-yard interception return at Tampa Bay (11/8). Bowden opened the season in style, racking up a career-high 19 tackles in a win at Cincinnati (9/6). He had 10 tackles the next week against San Diego (9/13) and led the team with 11 stops to go along with his touchdown against Cincinnati (10/18). He posted 12 tackles against Chicago (10/25) and collected 10 stops against the N.Y. Jets (11/22). Bowden recovered a fumble at Seattle (11/29), and he closed out the season with 10 tackles at Jacksonville (12/13) and at Green Bay (12/20).



1997: A starter in all 16 games at LLB, Bowden ranked second on the team with 84 tackles. He recorded six stops, a sack and forced a fumble in the season opener against Oakland (8/31). Three times during the season he registered eight tackles in a game – at Miami (9/7), at Arizona (10/26) and against Jacksonville (11/2). In addition, he added sacks at Seattle (10/5) and Jacksonville (11/16). Bowden recorded his first career interception in the season finale against Pittsburgh (12/21) before leaving the game in the second quarter after suffering a broken left fibula.

1996: In his second season as a starter, Bowden moved to LLB and finished fifth on the team with 73 tackles, three sacks and six passes defended. His three sacks topped his four-year career total coming into the season. He recorded his first sack of the year in the season opener against Kansas City (9/1). He posted five tackles against both Atlanta (10/13) and San Francisco (10/27) before adding to his sack total with quarterback drops against Seattle (11/3) and Miami (11/17). Bowden registered a season-high nine tackles and forced a fumble against Jacksonville (12/8).

1995: Bowden recorded 51 tackles while starting the final 14 games of the season at RLB after Michael Barrow moved to MLB in place of an injured Al Smith. He led the team with a career-best four forced fumbles. He tied for the team lead with a season-high six tackles against Cleveland (9/17). Later in the season at Cleveland (11/5), he recorded five tackles and forced a fumble that was recovered by Blaine Bishop to set up an Oilers' touchdown. He wrapped up the season by recording his second career sack at Buffalo (12/24).

1994: After missing the first two games of the season with a preseason quadriceps injury suffered against Buffalo (8/20), Bowden went on to see action in the final 14 games, totaling 13 tackles. With Eddie Robinson out of the lineup with an ankle injury, Michael Barrow moved to LLB and Bowden earned his only start of the year at RLB against Cincinnati (9/25). In that game, Bowden recorded a season-high five tackles and a pass defended. He forced his first career fumble against Pittsburgh (11/6).

1993: Bowden saw action in all 16 games, replacing an injured Wilber Marshall for six games at RLB, and finished the season with 28 tackles. He also added seven special teams tackles, a sack, a fumble recovery and a pass defended. In his first career start – the season-opener at New Orleans (9/5) – Bowden recorded four tackles. He recorded the first sack of his career when he brought down Jay Schroeder in a 28-12 victory over Cincinnati (10/24). He went on to total four tackles in wins over Kansas City (9/12), New England (10/17) and Seattle (11/7). In the postseason loss to Kansas City (1/16/94), he contributed a special teams tackle.

1992: Bowden played in 14 games as a rookie, exclusively on special teams, and ranked seventh on team in special teams tackles with nine. He was a contributor to the Oilers' kickoff coverage unit that ranked first in the NFL by allowing just 15.7 yards-per-return. He was deactivated for two games after suffering an ankle sprain in a 26-10 win over Cincinnati (10/25).

COLLEGE: Bowden finished his three year career at Oklahoma with 286 tackles (168 solo), two sacks, three interceptions, six passes defended, three fumble recoveries and two forced fumbles. An Associated Press and *Football News* All-America selection and the Big Eight Defensive Player of the Year as a senior, Bowden led the team with a career-best 127 tackles and also had two interceptions (both returned for touchdowns) and two sacks. He was a first-team All-Big Eight and honorable mention All-America selection as junior after finishing with a team-best 116 tackles.

PERSONAL: Bowden was a first-team all-state and *Parade* All-America selection as senior at North Mesquite, TX, High School, a Dallas suburb, lettering in football. A communications major at Oklahoma, Joseph Tarrod Bowden donates time to the Sickle Cell Anemia Foundation. Joe and wife Malika have a son, Jaylon, and a daughter, Sydney.

BOWDEN'S NFL TOTALS

Year	Solo	Asst.	Tot.	Sacks	Tk/Loss	QB Press.	Passes Def.	For. Fum.	Special Teams Solo	Asst.	Tot.
1992 (Hou.)	0	0	0	0.0 (0)	-	-	0	0	4	5	9
1993 (Hou.)	19	9	28	1.0 (-4)	-	-	1	0	6	1	7
1994 (Hou.)	7	6	13	0.0 (0)	-	-	0	1	4	0	4
1995 (Hou.)	38	13	51	1.0 (-3)	-	-	2	4	3	2	5
1996 (Hou.)	46	27	73	3.0 (-35)	-	-	6	2	0	0	0
1997 (Ten.)	53	31	84	2.5 (-18)	-	-	4	1	1	0	1
1998 (Ten.)	88	57	145	1.5 (-3)	3(-7)	6	3	0	0	0	0
1999 (Ten.)	54	27	81	3.5 (-20)	5(-12)	8	3	3	0	0	0
Total	305	170	475	12.5 (-83)	8(-19)	14	19	11	18	8	26

Playoffs

Year	Solo	Asst.	Tot.	Sacks	Tk/Loss	QB Press.	Passes Def.	For. Fum.	Special Teams Solo	Asst.	Tot.
1992 (Hou.)	0	0	0	0.0 (0)	0(0)	0	0	0	0	0	0
1993 (Hou.)	0	0	0	0.0 (0)	0(0)	0	0	0	1	0	1
1999 (Ten.)	11	4	15	0.0 (0)	0(0)	3	0	0	0	0	0
Total	11	4	15	0.0 (0)	0(0)	3	0	0	1	0	1

Pass Interceptions

Year	No.	Yds.	Avg.	Long	TD
1997 (Ten.)	1	9	9.0	9	0
1998 (Ten.)	1	1	1.0	11	1
1999 (Ten.)	1	29	29.0	29	0
Total	3	39	13.0	29	1

Opponents' Fumbles Recovered


Year	No.	Yds.	Avg.	Long	TD
1993 (Hou.)	1	0	0.0	0	0
1995 (Hou.)	1	0	0.0	0	0
1997 (Ten.)	1	0	0.0	0	0
1998 (Ten.)	2	17	8.5	12t	1
1999 (Ten.)	3	11	3.7	10	0
Total	8	28	3.5	12t	1

Single Game Bests

Tackles – 19 @ Cincinnati, 9/6/98
Forced Fumbles – 2 vs. Atlanta, 12/19/99

Additional Statistics

Kickoff returns: 1995 (1 ret., 6 yards)



Chris Brazzell

Wide Receiver

6'2" ★ 193 ★ 5/22/76

Angelo State

Waivers (N.Y. Jets) for '99

NFL: 2nd Year ★ Cowboys: 2nd Year



GAMES/STARTS (regular season, playoffs): 1999 (5/0, 1/1).

PRO: Chris Brazzell has the combination of size, speed and physical ability that quarterbacks love to see in a wide receiver. A proven big-play threat at every level along the way, he showed glimpses of his potential during a late season appearance for Dallas. With a year of seasoning in Dallas, Brazzell will be counted on to provide even more offensive contributions in 2000.

1999: Brazzell went to camp with the N.Y. Jets but was waived Sept. 5. He was claimed by Dallas on Sept. 6 and saw special teams action in the Cowboys season opener at Washington (9/12). He was deactivated the next three games before being released and signed to Dallas' practice squad, where he remained for the next eight games. With a rash of late season injuries to the receiving corps, the Cowboys activated Brazzell from the practice squad on Dec. 10. In his first game back on the active roster, he recorded his first NFL reception with a 12-yard grab on third and nine in the third quarter to keep a drive alive against Philadelphia (12/12). The following week against his former N.Y. Jets (12/19) teammates, Brazzell recorded two receptions for a team-high 62 yards, including a career-best 53-yard catch – the fifth longest pass play of the season for Dallas. Because of his play in the first half of that game, he saw considerable action in place on Jason Tucker in standard sets in the second half. Brazzell finished out the regular season with a reception at New Orleans (12/24) (21 yards) and against the N.Y. Giants (1/2/00) (19 yards). His grab against the Giants helped set up a field goal in the Cowboys 26-18 win. In the NFC Wild Card Game at Minnesota (1/9/00), Brazzell earned his first NFL start when the Cowboys opened in a three wide receiver set. He went on to record two receptions for 12 yards.

1998: Brazzell was a sixth round draft choice (174th overall) of the N.Y. Jets in the 1998 NFL Draft. He was released before the season began and signed to the Jets practice squad, where he spent the remainder of the year.

COLLEGE: Brazzell earned first-team All-Lone Star Conference honors as a senior after totaling 47 catches for 1,091 yards (23.3 avg.) and 13 touchdowns. He led the conference by averaging 109.1 receiving yards-per-game. He caught 11 passes for 216 yards and three touchdowns against Northeastern State, earning conference Player of the Week honors. He repeated the feat two weeks later, registering five receptions for 152 yards and two scores against West Texas A&M. He is only the second player in school history to record over 1,000 yards receiving in a season. He finished ninth on ASU's all-time receiving list, with 1,565 yards in just two seasons. As a junior, he was a second-team all-conference selection after catching 34 passes for 474 yards and five touchdowns in 10 games. Brazzell tied the school record for receptions in a game with 11 against Tarleton State. He played two seasons at Blinn Junior College before transferring to Angelo State.

PERSONAL: Brazzell earned all-state, South Texas MVP and district MVP honors as a senior at Alice, TX, High School. The education major holds the Texas high school single-season record with 75 catches for 1,971 yards and a 26.0 yards-per-catch average, including a career-high 309 yards receiving in a single game.

BRAZZELL'S COWBOYS TOTALS

Receiving

Year	No.	Yds.	Avg.	Long	TD
1999	5	114	22.8	53	0
Playoffs					
1999	2	12	6.0	7	0





Chris Brymer

Guard/Center

6'3" ★ 300 ★ 11/29/74

Southern California

FA for '99

NFL: 1st Year ★ Cowboys: 1st Year

60

PRO: The Dallas Cowboys were looking for a big, versatile offensive lineman when they signed Chris Brymer in late Dec. of 1998. He has proven to be a physical lineman that will provide Dallas depth at the guard and center positions. He has learned the professional game working on NFL practice squads the past two seasons while gaining playing experience with the Rhein Fire of NFL Europe each of the last two springs.


2000: The Cowboys allocated Brymer to NFL Europe, where he started nine-of-10 games at center and helped the Rhein Fire surrender only 23 sacks – fewest in NFL Europe. The Fire captured the league title with a 13-10 win over the Scottish Claymores in the World Bowl after posting a 7-3 regular season record.

1999: The Cowboys signed Brymer on Dec. 30, 1998 and then allocated him to the Rhein Fire of NFL Europe. He missed two games in Europe due to a sprained MCL in his right knee. Following training camp with Dallas, he was released on Sept. 5 and signed to the Cowboys practice squad on Sept. 6. He was signed to Dallas' active roster on Dec. 4 to add depth to an injury plagued offensive line. He did not play at New England (12/5) and was released Dec. 6. He was re-signed on Dec. 7 to the Cowboys practice squad, where he spent the remainder of the season.

1998: Brymer went to training camp with the Seattle Seahawks but was released prior to the start of the season. He was signed to the Miami Dolphins practice squad on Nov. 11, where he remained until being released on Dec. 23.

COLLEGE: As a senior at USC in 1997, Brymer earned All-PAC 10 honorable mention honors while helping the Trojans average 139.0 rushing yards-per-game. Southern Cal rushed for over 175 yards in four games his senior season. He was the Trojans top offensive lineman as a junior, earning All-PAC 10 honorable mention honors at left guard despite missing three games due to a broken foot. He missed his sophomore campaign due to academic ineligibility. After being redshirted as a freshman in 1993, he started six of USC's final seven games as a redshirt freshman in 1994.

PERSONAL: Brymer earned numerous accolades as a senior at Apple Valley, CA, High School, including Blue Chip All-America, SuperPrep all-star west and team MVP honors. He earned all-San Andreas League honors as a junior and sophomore. The history major also threw the shot put and discus for the Apple Valley track team. Brymer participated in the offensive line's support of The RISE School in Dallas with the "First Downs for Down Syndrome" annual fundraising project. Chris is married to Melissa.



Dexter Coakley

Linebacker

5'10" ★ 228 ★ 10/20/72

Appalachian State

D-3a for '97 (65th overall)

NFL: 4th Year ★ Cowboys: 4th Year

52

GAMES/STARTS (regular season, playoffs): 1997 (16/16), 1998 (16/16, 1/1), 1999 (16/16, 1/1). Total – 48/48, 2/2.

PRO: Despite being considered an undersized linebacker from a small college, Dexter Coakley has made a lasting impression on the rest of the NFL. After earning the starting weakside linebacker job as a rookie third-round draft choice, Coakley has strung together three impressive seasons – finishing in the top three on the team in tackles each year – that culminated with All-Pro honors and a Pro Bowl selection following the 1999 season. He is just the second Dallas linebacker in the last 17 years to earn a spot on the NFC Pro Bowl roster and only the seventh linebacker in club history to do so. But none of these accomplishments came as a surprise to Coakley, who has been exceeding expectations throughout his entire athletic career with his quickness, speed and intensity. His enthusiasm for the game, aggressive nature and determination to succeed are perhaps the best package of attributes that any Dallas player has brought to the organization in recent history.

1999: Coakley turned in another phenomenal season, leading the team with four interceptions, tying for the team lead with six tackles for a loss, finishing second with 131 tackles, tying for third with nine passes defended and finishing fifth with 12 special teams tackles. His four interceptions



were the most by a Dallas linebacker since Lee Roy Jordan totaled six in 1975, and he was the first linebacker to lead the team in interceptions since Eugene Lockhart in 1989. Coakley's performance throughout the season earned him his first Pro Bowl selection, the first Dallas linebacker to earn a Pro Bowl spot since Ken Norton in 1993. He also earned first-team All-Pro honors from *Sports Illustrated* and second-team All-Pro honors from *College & Pro Football Newsweekly* and *Football Digest*. He opened the season at Washington (9/12) tying for the team lead with nine tackles, including a tackle for a loss that resulted in the Redskins punting and giving Dallas the ball with 3:01 remaining in the game for its game tying touchdown drive. He also added two special team stops. Against Atlanta (9/20), he finished with five tackles after intercepting a Tony Graziani pass on the Falcons opening drive and returning it 43 yards to set up a Dallas field goal. His five stops against Arizona (10/3) helped limit the Cardinals to 208 total yards, and his team leading 11 tackles at Philadelphia (10/10) helped limit the Eagles to 244 total yards. At the N.Y. Giants (10/18), he posted a season-high 12 tackles and two special team stops while helping limit the Giants to 228 yards of offense. Against Washington (10/24), Coakley posted eight tackles while helping limit the Redskins to 61 yards rushing, and he registered six stops while forcing a fumble at Indianapolis (10/31). He tied for the team lead with eight tackles and two special teams tackles at Minnesota (11/8) before tying for the team lead with 11 stops and helping hold Green Bay (11/14) to 40 yards rushing. At Arizona (11/21), he helped limit the Cardinals to 207 total yards by leading the team with 10 tackles while recording two tackles for losses, a sack and a quarterback pressure. In the Thanksgiving Day battle against Miami (11/25), Coakley recorded the first multi-interception game of his career, picking off Dan Marino twice, returning the first pick 46 yards for the game's first score. He also finished with 10 tackles, a career-high three passes defended and two special teams stops against the Dolphins to earn Phil Simms' Iron Man Award and NFC Defensive Player of the Week honors. Coakley totaled eight tackles, a career-high tying three passes defended and an interception the next week at New England (12/5). He recorded nine tackles and helped limit Philadelphia (12/12) to 233 total yards before posting five tackles and a quarterback pressure against the N.Y. Jets (12/19). He totaled seven stops and a tackle for a loss at New Orleans (12/24) to help limit Ricky Williams to 61 yards rushing, and he helped limit the N.Y. Giants (1/2/00) to 74 rushing yards with seven tackles and a tackle for a loss. In the NFC Wild Card Playoff Game at Minnesota (1/9/00), Coakley recorded eight tackles and a special teams stop.

1998: Coakley followed a stellar rookie campaign with a solid sophomore season, finishing second on the team with 127 tackles. He closed the year with eight passes defended, tying the third highest total on the team. Coakley was a big part of limiting the Cardinals to 45 rushing yards and 205 total yards by recording three tackles and two passes defended against Arizona (9/6) in the season opener. At Denver (9/13), Coakley led the team with 11 tackles, including one for a two-yard loss. The next week at the N.Y. Giants (9/21), he finished with six tackles and two passes defended as the Dallas defense limited the Giants to 56 yards rushing and 252 total yards. He posted nine tackles against Oakland (9/27) and seven stops at Washington (10/4), as the Dallas defense limited the Redskins to 256 total yards. The next week, Coakley registered eight tackles while helping the defense hold Carolina (10/11) to 37 yards rushing on 21 carries (1.8 avg.). At Chicago (10/18), Coakley led the team with a career-high 15 tackles, the second highest tackle total by a Cowboys player in 1998. He also recorded a first quarter sack and picked off a third quarter pass to set up a Dallas touchdown following an 18-yard return. When the Cowboys limited the Eagles to 200 yards of total offense (96 rushing, 104 passing) at Philadelphia (11/2), Coakley led the team with eight tackles and added his second sack of the season. He was second on the team the next week with eight tackles against the N.Y. Giants (11/8). Coakley tackled Ricky Watters for a two-yard loss and helped limit the Seahawks (11/22) to 66 yards rushing with his five-tackle performance. His eight tackles against Minnesota (11/26) on Thanksgiving Day tied him for the team lead. Over the final four games of the regular season, at New Orleans (12/6), at Kansas City (12/13), against Philadelphia (12/20) and Washington (12/27), Coakley recorded nine tackles a game. In the Eagles contest, he also led the team with two special team tackles, giving him 10 for the season – sixth best on the team. In the season finale, his nine stops helped limit the Redskins to 80 yards rushing in the game and 82 total yards in the second half. In the first postseason action of his career, Coakley recorded five tackles and a special teams stop against Arizona (1/2/99).

1997: Coakley was awarded the starting job at weakside linebacker following a scrimmage with the Oakland Raiders (7/31) in training camp and never relinquished the position. By season's end, Coakley was the NFL's leader among all rookies in tackles with a Cowboys rookie record 136 stops – a total that was third on the Cowboys defensive list. He was named to All Rookie teams selected by *Pro Football Weekly* and *Football News*. His 2.5 sacks were the most by a Dallas rookie since Russell Maryland registered 4.5 in 1991, and his sack total was good for seventh place among all NFL rookie defenders. Coakley was the club leader with 10 stops for losses totaling 11 yards. He was named the NFL's Defensive Rookie of the Month for October after tallying 31 tackles, one tackle for a loss and a fumble return for a touchdown. Coakley became the first rookie to start a season opener for Dallas since Robert Jones in 1992 when he started at Pittsburgh (8/31). Coakley led the team with eight tackles and added his first career interception in his first NFL game, making him the first rookie linebacker to record an interception for Dallas since Dixon Edwards had one against Cincinnati (10/13/91). The next week at Arizona (9/7), he totaled eight stops, two tackles for losses, two quarterback pressures and a pass deflection. He also had a sack in overtime that forced a Kent Graham fumble that Dallas recovered. Coakley finished second on the team with 11 tackles in a Monday night game at Washington (10/13). He also picked up a Redskins fumble and returned it 16 yards for his first career touchdown, making him the first rookie defender to record a touchdown



for Dallas since Dixon Edwards scored against Cincinnati (10/13/91). It was also the first fumble return for a touchdown by a Dallas rookie since Larry Cole ran one back 21 yards at Washington on Nov. 17, 1968. He registered a season-high 12 tackles at Green Bay (11/23) while tying the club record with four tackles for a loss. He also registered a sack in the Packers game and went over the 100-tackle mark for the season. Four days later, he posted a season-high tying 12-tackle performance against Tennessee (11/27). In the process, he broke Robert Jones' single-season record for tackles by a rookie (108). He recorded his sixth double digit tackle game of the season with 10 stops against Carolina (12/8) before again totaling 10 stops in the season finale against the N.Y. Giants (12/21). He also added his 10th tackle for a loss. Coakley was one of nine rookie draft choices to make the roster, and he was the first of five to start for Dallas in 1997.

COLLEGE: Coakley recorded a school record 616 tackles and 13 forced fumbles at Appalachian State, totaling double figure tackles in 37 games and at least 20 stops in seven games. Coakley was a first-team Division I-AA All-America and the Southern Conference Defensive Player of the Year as a sophomore, junior and senior, and, in his first year at ASU, he was named the conference's Defensive Freshman of the Year. In 1995, he was named the inaugural recipient of the Buck Buchanan Award, which honors the nation's best Division I-AA defensive player, and he went on to bring home the same award following his senior season in 1996. Coakley was also named the Southern Conference's Athlete of the Year as a junior and senior, marking just the seventh time in conference history that one individual had earned that distinction in consecutive years. As a senior, he accumulated a career-high 166 tackles, and he was named the league's Defensive Player of the Week after having 20-tackle performances against Wake Forest, East Tennessee State and Furman. As a junior, he averaged 13.6 tackles-per-game in 11 regular season outings (150 total). Coakley was the defensive spark behind a Mountaineer team that went undefeated in the regular season and finished the year 12-1 after losing to Stephen F. Austin in a second round playoff game.

PERSONAL: A native of Mt. Pleasant, SC, Coakley graduated from Wando High School, where he earned four letters in football. He was the team's Most Valuable Player twice and was twice named all-conference as a defensive back. Coakley posted 295 tackles in his final two years of prep football and was named his school's athlete of the year as a senior. He also lettered in wrestling. Coakley earned a degree in communications and advertising at Appalachian State and worked in the school's sports information office. Dexter has served as a celebrity escort in the annual Children's Cancer Fund Fashion Show, which raises funds for pediatric oncology research. In 1999 and 2000, he was a guest football coach at the club's Let Us Play! Sports Camp for Girls.

COAKLEY'S COWBOYS TOTALS

Year	Solo	Tackles	Tot.	Sacks	Tkl/Loss	QB Press.	Passes Def.	For. Fum.	Special Teams	Tot.
1997	68	68	136	2.5 (-19)	10 (-11)	4	3	1	6	1
1998	63	64	127	2.0 (-14)	4 (-9)	5	8	0	9	1
1999	65	66	131	1.0 (-4)	6 (-22)	2	9	1	8	4
Total	196	198	394	5.5 (-37)	20 (-42)	11	20	2	23	6

Playoffs

1998	3	2	5	0.0 (0)	0 (0)	0	0	0	1	0
------	---	---	---	---------	-------	---	---	---	---	---

Pass Interceptions

Year	No.	Yds.	Avg.	Long	TD
1997	1	6	6.0	6	0
1998	1	18	18.0	18	0
1999	4	119	29.8	46t	1
Total	6	143	23.8	46t	1

Opponents' Fumbles Recovered

Year	No.	Yds.	Avg.	Long	TD
1997	1	16	16.0	16	0
1998	1	0	0.0	0	0
Total	2	16	8.0	16	0

Single-Game Bests

Tackles - 15 @ Chicago, 10/18/98

Solo Tackles - 7 six times, last @ Arizona, 11/21/99


Assists - 11 @ Chicago, 10/18/98

Tackles for Losses - 4 @ Green Bay, 11/23/97

Quarterback Pressures - 2 @ Arizona, 9/7/97

Passes Defended - 3 vs Miami, 11/25/99 and

@ New England, 12/5/99



Randall Cunningham

Quarterback

6'4" ★ 215 ★ 3/27/63

Nevada-Las Vegas

FA for '00

NFL: 15th Year ★ Cowboys: 1st Year



GAMES/STARTS (reg. season, playoffs): 1985 (6/4 - Phi.), 1986 (15/5 - Phi.), 1987 (12/12 - Phi.), 1988 (16/16, 1/1 - Phi.), 1989 (16/16, 1/1 - Phi.), 1990 (16/16, 1/1 - Phi.), 1991 (1/1 - Phi.), 1992 (15/15, 2/2 - Phi.), 1993 (4/4 - Phi.), 1994 (14/14 - Phi.), 1995 (7/4, 2/0 - Phi.), 1996 (DNP), 1997 (5/3, 2/2 - Minn.), 1998 (15/14, 2/2 - Minn.), 1999 (6/6, 1/0 - Minn.). Total — 148/130, 12/9.

PRO: When Randall Cunningham became available in early June, the Dallas Cowboys could



not pass on the opportunity to add the versatile signal caller to their quarterbacking corps and signed him on June 8. Cunningham, a 14-year NFL veteran, is a former starting quarterback with a regular season record of 79-50-1 who has led teams to the playoffs five times. While having the ability to stand in the pocket and make plays, he is probably best known for his ability to create on the move. He is the NFL's all-time leading rusher at quarterback with 4,799 yards, and in 11 seasons with the Philadelphia Eagles, he ranks third on the Eagles career rushing chart (4,384). He enjoyed his finest season in 1998 with the Minnesota Vikings, leading the league with a 106.0 quarterback rating while earning a multitude of honors and establishing numerous team records and individual career highs. It is his experience and play-making ability that makes Cunningham an optimal backup quarterback to Troy Aikman.

1999: Coming off one of the best seasons of his career in 1998, Cunningham started the first six games of 1999 before giving way to Jeff George. Cunningham finished the year 124-of-200 for 1,475 yards, nine interceptions and eight touchdowns. He opened the season at Atlanta (9/12) by completing 22-of-33 passes for 184 yards and a touchdown. The next week against Oakland (9/19), he finished 22-of-39 for 364 yards, two touchdowns and two interceptions. He completed 18-of-32 passes for 244 yards, two interceptions and a touchdown at Green Bay (9/26) before completing 76.5% (26-of-34) of his passes against Tampa Bay (10/3) for 296 yards, three touchdowns and an interception. He threw for 309 yards, three interceptions and a touchdown on 25-of-47 passing against Chicago (10/10) while rushing for a season-high 42 yards. His passing yardage total against the Bears was his seventh 300-yard game as a Viking, tying for fourth on the team's career 300-yard passing chart. In his last start of the season at Detroit (10/17), Cunningham completed 10-of-15 passes for 78 yards and an interception. He saw action late in the NFC Wild Card Playoff Game against Dallas (1/9/00) but did not attempt a pass.

1998: Cunningham earned a plethora of honors after the most successful season of his career, leading the Vikings to a 13-1 record while completing 259-of-425 passes for 3,704 yards, 34 touchdowns and 10 interceptions. He was selected to play in his fourth Pro Bowl and was named All-Pro by the Associated Press, *Sports Illustrated*, *College & Pro Football Weekly*, *Football News* and *Football Digest*. He was also named to *Pro Football Weekly's* All-NFC and All-NFL teams, chosen as *College & Pro Football Weekly's* Offensive Player of the Year and honored by the NFL Alumni in their Best at Each Position Awards. Cunningham was presented the Bert Bell Trophy by the Maxwell Club as the Player of the Year, marking his third Bert Bell award, tying Johnny Unitas for the most times honored. The Jim Thorpe Association and the NFL Players Association also named him Most Valuable Player. His career-high 106.0 quarterback rating led the league and established a Vikings team record, while his 34 touchdown passes ranked second in the NFL, set a career-high and established a new Vikings record. Cunningham also set club records for most consecutive 300-yard passing games (three), games with four-plus touchdown passes (four) and most 50-plus yard pass plays in a season (nine). He did not play in the season opener against Tampa Bay (9/6), and he took over for an injured Brad Johnson in the fourth quarter at St. Louis (9/13). Against the Rams, Cunningham entered the game with the score tied 31-31 and engineered the game-winning drive that culminated with a 19-yard touchdown pass to Cris Carter with 2:09 remaining. He started the next week against Detroit (9/20) and finished 20-of-35 for 220 yards and a touchdown. At Chicago (9/27), he threw for 275 yards and four touchdowns on 16-of-25 passing before throwing for 442 yards and four touchdowns on 20-of-32 passing at Green Bay (10/5). His 442 passing yards against the Packers was the second highest total of his career, and he tied a club record with four scoring passes in back-to-back games. He was named NFC Offensive Player of the Week against the Bears and Packers to become the first player to ever win the honor for back-to-back performances. He was 20-of-34 for 259 yards and two touchdowns against Washington while becoming the third quarterback in club history to go consecutive games without being sacked or intercepted. He totaled 190 yards, two touchdowns and two interceptions on 17-of-30 passing at Detroit (10/25), snapping his string of 162 consecutive attempts without an interception, second most in Vikings history. At Tampa Bay (11/1), he set a team record by completing 84.0% (21-of-25) of his passes for 291 yards, two touchdowns and an interception. He left the New Orleans game (11/8) with a knee injury and underwent arthroscopic knee surgery to remove loose bodies from his knee on Nov. 9. He returned the following week against Cincinnati (11/15) to complete 13-of-20 passes for 224 yards, two interceptions and a touchdown while scoring his first rushing touchdown since 1994. He threw for two touchdowns, an interception and 264 yards on 20-of-30 passing against Green Bay (11/22) before coming to Dallas (11/26) on Thanksgiving Day and completing 17-of-35 passes for 359 yards, four touchdowns and an interception. He threw for another four touchdowns and 349 yards on 21-of-31 passing the next week against Chicago (12/6) to clinch the NFC Central title. In doing so, he again tied the team record for consecutive games with four touchdown passes. Cunningham attempted a season-high 55 passes at Baltimore (12/13), completing 32 for 345 yards, two scores and an interception. He registered a season-long 22-yard run against Jacksonville (12/20) while throwing for 210 yards and three touchdowns on 16-of-30 passing. In the season finale at Tennessee, he completed 23-of-35 passes for 235 yards, an interception and two touchdowns to break the Vikings record for touchdown passes in a season. He opened the postseason against Arizona (1/10/99) with 236 yards, three touchdowns and an interception on 17-of-27 passing. His three touchdowns tied the club playoff record for most touchdowns in a game. In the NFC Championship Game against Atlanta (1/17/99), he completed 29-of-48 passes for 266 yards and two touchdowns. His five postseason touchdown passes gave him 11 playoff touchdown tosses as a Viking, ranking second on the club's all-time postseason list.



1997: Cunningham signed with the Minnesota Vikings on April 11 after spending a year out of football. He saw playing time as the Vikings punter the first two games of the season in place of injured punter Mitch Berger and averaged 34.3 yards, including a 65-yard punt against Buffalo (8/31), the longest punt by a Viking since 1994. He was active but did not play in games three through 11 before being deactivated at the N.Y. Jets (11/23) due to a knee injury suffered during practice. He saw fourth quarter action at quarterback against Green Bay (12/1), completing six-of-12 passes for 72 yards and rushing for 39 yards. Cunningham started his first game as a Viking at San Francisco (12/7) and completed 16-of-31 passes for 178 yards, two touchdowns and an interception. He again saw playing time against Detroit (12/14), throwing for 77 yards on nine-of-18 passes while rushing for 71 yards, the most by a Vikings quarterback since Wade Wilson against Washington on Dec. 26, 1987 and the third most in team history. He threw for 174 yards and four touchdowns on 13-of-27 passing against Indianapolis (12/21). In a wild card playoff game at the N.Y. Giants (12/27), Cunningham completed 15-of-36 passes for 203 yards, one touchdown and an interception while leading a fourth quarter comeback. He became the first quarterback in Viking history to throw for over 300 yards in a playoff game at San Francisco (1/3/98), completing 18-of-40 passes for 332 yards, three touchdowns and an interception. His 66-yard touchdown pass to Carter in the 49ers game ranks as the second longest in Minnesota playoff history.

1996: Cunningham spent the year out of football.

1995: In his final season with Philadelphia, Cunningham saw action in seven games, finishing 69-of-121 passes for 605 yards, three touchdowns and five interceptions. He opened the season by completing 25-of-36 passes for 191 yards while rushing for a season-high 42 yards in the season opener against Tampa Bay (9/3). Against San Diego (9/17), he completed 23-of-39 passes for 196 yards, an interception and a team season-high three touchdowns. At Oakland (9/24), he led the Eagles to a 17-0 lead before being relieved by Rodney Peete in the third quarter. He relieved the injured Peete for the entire second half of wins at the N.Y. Giants (10/15) and against the N.Y. Giants (11/19). He played two third-quarter series at Washington (11/26) and played most of the fourth quarter of a blowout playoff win against Detroit (12/30). Cunningham relieved an injured Peete for the final three quarters of an NFC Divisional Playoff Game at Dallas (1/7/96) and completed 11-of-26 passes for 161 yards after missing the week of practice due to the birth of his son.

1994: After missing the last 12 games of the 1993 season with a broken leg, Cunningham returned to start and take every snap in the first 14 games of 1994 before Bubby Brister took over the starting duties. Cunningham opened the season with the first back-to-back 300-yard passing games of his career. At the N.Y. Giants (9/4), he threw for three touchdowns and 344 yards, including a NFC season-long 93-yard completion to Herschel Walker, before passing for 311 yards against Chicago (9/12). He completed 69.0% (20-of-29) of his passes for 246 yards and two touchdowns at San Francisco (10/2). His 80-yard punt on a quick-kick at Dallas (10/6) marked the second longest punt of his career and third longest in Philadelphia history. The next week against Houston (10/24), he threw for over 300 yards for the third time of the season when he threw for 310 yards on 13-of-24 passing. He completed 29-of-46 passes for 327 yards, two touchdowns and an interception against Dallas (12/4). Cunningham tied the Eagles club record for consecutive completions with 10 straight against the Cowboys while also topping 300 yards passing for the 13th time in his career.

1993: Cunningham was off to a phenomenal start, earning NFC Offensive Player of the Month honors for September before breaking his left fibula. He opened the season against Phoenix (9/5) by completing 20-of-29 passes (68.9%) for 192 yards. The next week at Green Bay (9/12), he completed 79.3% (23-of-29) of his passes for 209 yards and two touchdowns to guide the Eagles to 13 unanswered fourth quarter points in a 20-17 victory. He was named Miller Lite Player of the Game after completing 25-of-39 passes for 360 yards and three touchdowns and leading the Eagles on an 83-yard drive to the game-winning touchdown with four second remaining against Washington (9/19). He closed the month of September completing 66-of-97 passes (68.0%) for 761 yards and five touchdowns to lead Philadelphia to a 3-0 record. Cunningham was 10-of-13 for 89 yards at the N.Y. Jets (10/3) before fracturing his left fibula and missing the remainder of the season.

1992: Cunningham was named Comeback Player of the Year by *Pro Football Weekly* after returning from reconstructive knee surgery in 1991. He also earned second-team All-Pro honors after leading all NFL quarterbacks in rushing (549 yards) and ranking fifth in the NFL in passing (87.3 rating). He was named NFC Player of the Month for September when he completed 53-of-72 passes (73.6%) for 704 yards, eight touchdowns and no interceptions while leading the Eagles to a 3-0 record. Cunningham rushed for 39 yards while completing 22-of-40 passes for 207 yards, a touchdown and an interception at Washington (10/18). His 39 rushing yards against the Redskins moved him past Fran Tarkenton (3,674) as the NFL's all-time rusher among quarterbacks. At San Francisco (11/29), he threw for 257 yards and two touchdowns on 28-of-42 passing before registering the second best rushing day of his career with 121 yards and two scores on 12 carries against Minnesota (12/6). The Vikings game marked the third 100-plus yard rushing day of Cunningham's career. He completed 27-of-44 passes for 365 yards while rushing for 38 yards and a touchdown at Seattle (12/13).

1991: Cunningham opened the season one-of-four for 19 yards at Green Bay (9/1) before tearing the medial collateral and posterior cruciate ligaments in his left knee. He missed the final 15 games of the season after being placed on injured reserve.

1990: Cunningham was showered with accolades after passing for 3,466 yards, 30 touchdowns and 13 interceptions on 271-of-465 passing. He was named NFL Most Valuable Player by the Pro Football Writers Association, NFL Player of the Year by *College & Pro Football Newsweekly*



and *Football Digest*, NFL Offensive Player of the Year by *Pro Football Weekly*, NFC Player of the Year by *Football News* and the NFL Players Association and NFC Offensive Player of the Year by the UPI. In earning his third Pro Bowl berth, he also earned the Bert Bell Award as the Maxwell Club's Player of the Year. In finishing second in the NFC in passing with a 91.6 quarterback rating, he became the first Eagles player to throw for 3,000 yards in three consecutive seasons, while his 30 touchdown passes were second in the NFL and the second most in Eagles history. Cunningham finished ninth overall in the NFL rushing race with a career-high 942 yards rushing on 118 carries, leading all NFL quarterbacks for the fifth straight year and the Eagles for the fourth straight season. Cunningham threw a career-best 138 consecutive passes without an interception, beginning against Minnesota (10/15) and ending against Washington (11/12). He threw for 240 yards and four touchdowns on 15-of-24 passing and ran for another score and a career-high 124 yards, including a career-long 52-yard touchdown, to earn Miller Lite NFL Player of the Week honors against New England (11/4). He was named NFC Offensive Player of the Week after throwing for 229 yards and two touchdowns on 17-of-31 passing and rushing for 66 yards and another score against the Giants (11/25). He earned NFC Offensive Player of the Month honors after completing 59-of-102 passes for 815 yards and 10 touchdowns and rushing for 249 yards and two scores for the month of November. Included in his 15-of-25 passing for 231 yards, three touchdowns and an interception at Buffalo (12/2) was a career-long – second longest in Eagles history – 95-yard touchdown pass to Fred Barnett, marking his 100th NFL scoring toss.

1989: Cunningham became the first quarterback in NFL history to lead his team in rushing for three straight years after rushing for 621 yards. He earned a starting spot in the Pro Bowl after completing 290-of-532 passes for 3,400 yards, 21 touchdowns and 15 interceptions. He set Philadelphia single-game marks for completions (34) and passing yards (447) and had a career-high five touchdown passes while rallying Philadelphia from a 20-point deficit to a 42-37 victory at Washington (9/17) to earn NFC Offensive Player of the Week honors. He threw a career-high 62 passes, completing 32 for 401 yards at Chicago (10/2). He completed 65.5% (19-of-29) of his passes for 236 yards at San Diego (11/5) while rushing for 44 yards. He had a team-record and, at the time, the third longest punt in NFL history with a 91-yard effort at the N.Y. Giants (12/3). At New Orleans (12/18), he was 19-of-39 for 306 yards, two touchdowns and two interceptions while rushing for 92 yards on eight carries.

1988: After establishing Eagles season records and finishing third in the NFL in completions (301) and passing yards (3,808), Cunningham earned a starting role in the Pro Bowl, earning MVP honors, while receiving the Bert Bell Award as the Maxwell Club's Player of the Year. He was named NFC Offensive Player of the Week after completing 31-of-41 (75.6%) of his passes for 369 yards and three touchdowns against the N.Y. Giants (10/10) in his first Monday Night Football appearance. He threw the game-winning touchdown pass with four seconds left in 24-23 win over Dallas (10/23), and he led the Eagles to a game-winning field goal with 1:15 remaining in 27-26 win at Pittsburgh (11/13). He helped the Eagles rally from a 17-10 fourth-quarter deficit to win 23-17 in overtime at the N.Y. Giants (11/20). He earned NFC Offensive Player of the Month honors for November after leading Philadelphia to a 4-0 mark while completing 78-of-151 yards for 1,037 yards, five touchdowns and five interceptions while rushing for 163 yards on 29 carries. In the season finale at Dallas (12/18), he passed for 238 yards and two touchdowns on 20-of-38 passing while rushing for 50 yards on five carries.

1987: In his first full season as the starting quarterback, Cunningham was named a Pro Bowl alternate and offensive MVP by his Philadelphia teammates. He finished third in the NFC in touchdown passes (23) and passing yards (2,786), while throwing 118 consecutive passes without an interception during the Eagles stretch drive in December. He led the Eagles to a come-from-behind win at St. Louis (11/1) to earn NFC Player of the Week honors after throwing for three touchdowns, including the game-winning nine-yard toss with 0:50 remaining. Against Washington (11/8), he threw three more touchdown passes, including a 40-yarder with 1:06 left. At New England (11/29), he completed 18-of-31 passes for 314 yards, two touchdowns and an interception while carrying the ball seven times for 31 yards and a score.

1986: He spent the first half of season as the third-and-long specialist, and he started five of the final six games in place of the injured Ron Jaworski. He rushed for 540 yards on 66 carries and led the Eagles with five rushing touchdowns on the season. He recorded the first 100-yard rushing game of his career when he ran for 110 yards against Detroit (11/16). His feat against the Lions also marked the first 100-yard rushing game by a NFL quarterback since 1976. He registered his most productive game of the season at the L.A. Raiders (11/30), completing 22-of-39 passing for 298 yards, three touchdowns and an interception while rushing for 60 yards and a touchdown on 11 carries. His rushing score from one yard out was the game-winning touchdown in overtime against the Raiders.

1985: Cunningham saw action in six games as a rookie, starting four. In his first pro start against the L.A. Rams (9/15), he threw for 211 yards on 14-of-34 passing while rushing for 90 yards on 10 carries. He started the next week at Washington (9/22) and completed his first career touchdown pass while throwing for 187 yards and rushing for 60. He also had starts against the N.Y. Giants (9/29) and at New Orleans (10/6). Cunningham, the first quarterback selected in the 1985 NFL Draft, was chosen by the Philadelphia Eagles in the second round (37th overall).

COLLEGE: Cunningham became only the third quarterback (John Elway, Doug Flutie) in NCAA history to throw for over 2,500 yards in three straight seasons. He set many Pacific Coast Athletic Association and Nevada-Las Vegas passing records, including career completion percentage (57.9%), completions (614), yards (8,290) and touchdown passes (60). He averaged



sure and expectations of being the Cowboys highest draft pick (eighth overall) since Russell Maryland was taken with the first overall pick in 1991, Ellis has emerged as one of the top young defensive ends in the game. While he exhibited his intelligence, tenacity and consistent play as a rookie – developing into a solid run stopper that had the burst to get past the block and put pressure on the quarterback – it was during his second season that he displayed a knack for the game-breaking play. With an 87-yard interception return and a 98-yard fumble return for touchdowns, along with a team-high 7.5 sacks, Ellis solidified his place as the cornerstone of the defensive line for the next generation.

1999: Despite missing the final three regular season games because of a fractured left tibia and fibula, Ellis led the team with 7.5 sacks, the highest sack total by a Dallas player since Tony Tolbert had 12.0 in 1996. Before the injury, he was eighth in the NFC in sacks and was also tied for the team lead with 17 quarterback pressures. He finished the season with 59 tackles, four passes defended and two forced fumbles. Ellis set the tone for the season early, recording five tackles and a career-best two sacks at Washington (9/12) in the season opener. The first sack came with the Redskins at the Dallas four-yard line and forced a fumble that George Teague recovered to end a potential scoring drive. The second sack came on third and three on the Redskins opening possession in overtime and forced them to punt. Dallas then took the ball and drove 95-yards for the game-winning score. The next week on Monday Night Football, he recorded his first career interception and touchdown when he picked off a Danny Kanell pass and raced 87-yards for a score against Atlanta (9/20). It was the longest touchdown return of any kind by a defensive lineman in club history until the next game. He also led all defensive linemen with six tackles on the evening. Ellis closed out his season opening burst of big plays against Arizona (10/3) by returning a Jake Plummer fumble 98 yards for a touchdown, the longest fumble return in Cowboys history. In doing so, he became the first Cowboys defensive player since Ray Horton in 1991 (vs. N.Y. Giants, 9/29 and at Green Bay, 10/6) to score a touchdown in back-to-back weeks. Ellis logged four tackles as the Dallas defense limited the Eagles to 244 total yards of offense at Philadelphia (10/10). He then added seven tackles and a sack in helping limit the N.Y. Giants (10/18) to 228 total yards, including a 2.5 yards-per-carry average on the ground. His four tackles against Washington (10/24) helped limit the NFL's top ranked offense to 272 total yards, including just 61 rushing. Ellis was third on the team, tops among linemen, with seven tackles at Indianapolis (10/31) while also adding a tackle for a loss and a forced fumble. For the second time in 1999, Ellis recorded a career-high two sacks in a game while also leading all defensive linemen with five tackles at Minnesota (11/8). With three tackles and a team-high three quarterback pressures against Green Bay (11/14), he helped limit Brett Favre to a 57.1 QB rating and the Packers to 40 yards rushing, including 31 yards on 15 attempts (2.1 avg.) by Dorsey Levens. He then logged a season-high eight tackles at Arizona (11/21) to finish second on the team, while adding a sack and three quarterback pressures as the Cardinals were limited to 207 total yards. On Thanksgiving Day against Miami (11/25), pressure from the defensive front was instrumental in forcing Dan Marino into a career-worst five interceptions. Ellis recorded his final sack of the season at New England (12/5) while adding four tackles, but his season came to an abrupt end the next week against Philadelphia (12/12) when he fractured the tibia and fibula in his left leg in the first quarter. He underwent surgery that night to have a titanium rod inserted into the leg and was placed on injured reserve on Dec. 15. Following the season, he also underwent surgery on Feb. 10, 2000 to have a bone chip removed from his right wrist.

1998: Ellis finished his rookie campaign leading the team with 22 quarterback pressures and all defensive linemen with 63 tackles. He also closed the year with five tackles for losses, five passes defended, three sacks, a forced fumble and a fumble recovery. Since tackle records began being kept in 1979, Ellis became the Cowboys first rookie to lead all defensive linemen on the team in tackles. This effort earned him all-rookie honors from *Football News* and *Football Digest*. Against Arizona (9/6), he became the first rookie to start a season opener at defensive end for Dallas since Bob Lilly in 1961. He finished with two tackles and two quarterback pressures against the Cardinals. He registered five tackles at Denver (9/13) before totaling three tackles and two quarterback pressures the next week at the N.Y. Giants (9/21). He also forced his first career fumble in the fourth quarter and helped limit the Giants to 56 yards rushing. He recorded his first career sack while adding three tackles against Oakland (9/27). He totaled five stops at Washington (10/4), and he registered a career-high nine tackles and 1.5 sacks against Carolina (10/11) while helping limit the Panthers to 37 yards rushing on 21 carries (1.8 avg.). He had three tackles and helped limit the Bears to 2.5 yards-per-rush at Chicago (10/18). He recorded four tackles, half a sack and a pressure against the Giants (11/8) before recording two tackles and two pressures while helping limit the Cardinals to 32 rushing yards at Arizona (11/15). The next week against Seattle (11/22), he totaled two tackles and deflected his first NFL pass. Four days later against Minnesota (11/26) on Thanksgiving Day, he led all defensive linemen with four tackles while adding two pressures and two passes defended. He added six tackles and his first career fumble recovery at New Orleans (12/6). He led all defensive linemen with seven tackles and a career-high four quarterback pressures against Philadelphia (12/20), and he registered four tackles and two tackles for losses in the season finale against Washington (12/27). In his first post-season action against Arizona (1/2/99), he led all defensive linemen with eight tackles.

COLLEGE: Ellis teamed with Cowboys 1999 first round draft choice Ebenezer Ekuban on the defensive line at North Carolina. With 32.5 career sacks, Ellis left North Carolina as the school's all-time sack leader, the same school that produced NFL Hall of Famer Lawrence Taylor. As a senior, Ellis was named first-team All-America by the Associated Press, Walter Camp, *Football News* and



the American Football Coaches Association. He was also a finalist for the Lombardi Award and a first-team All-ACC selection for the third straight season after collecting 87 tackles, nine sacks and 32 quarterback pressures. As a junior, Ellis was named second-team All-America by *The Sporting News* and first-team All-ACC for the second straight year after closing the season with 62 tackles, a school record 38 quarterback pressures and 12.5 sacks, the second most sacks in a season behind Taylor's 16 in 1979. In 1995, Ellis became the first North Carolina sophomore to be named first-team All-ACC since Reuben Davis in 1985. Ellis was also named honorable mention All-America by UPI while recording 71 tackles and seven sacks. As a back-up defensive end during his redshirt freshman year, Ellis ranked second on the team in sacks with four.

PERSONAL: Gregory Lemont Ellis was an all-state selection as a tight end and defensive end at East Wake High School in Wendell, NC. During his high school career, he intercepted five passes and returned all of them for touchdowns. He also blocked four punts and returned two of them for scores. An outstanding basketball player, Ellis was selected to play in the North Carolina East/West Shrine Game. *The Greensboro News and Observer* voted him the Male High School Athlete of the Year in 1993. Ellis received his degree in communications studies at UNC, where he was also a member of the junior varsity basketball team as a sophomore. Ellis' wife, Tangie, was his high school sweetheart. The couple has a daughter, Tyann (1/17/00).

ELLIS' COWBOYS TOTALS

Year	Solo	Tackles Ast.	Tot.	Sacks	Tkl/ Loss	QB Press.	Passes Def.	For. Fum.
1998	38	25	63	3.0 (-16)	5(-14)	22	5	1
1999	40	19	59	7.5 (-44)	2(-8)	17	3	2
Total	78	44	122	10.5 (-60)	7(-22)	39	8	3

Playoffs

1998	2	6	8	0.0	0	1	0	0
------	---	---	---	-----	---	---	---	---

Interceptions

Year	No.	Yds.	Avg.	Long	TD
1999	1	87	87.0	87	1

Opponent's Fumbles Recovered

Year	No.	Yds.	Avg.	Long	TD
1998	1	2	2.0	2	0
1999	1	98	98.0	98	1
Total	2	100	50.0	98	1

Single-Game Bests

Total tackles - 9 vs. Carolina, 10/11/98
Solo tackles - 6 vs. Philadelphia, 12/20/98
Assists - 4 vs. Carolina, 10/11/98
QB pressures - 4 vs. Philadelphia, 12/20/98 and
@ Arizona, 11/21/99
Passes defended - 2 vs. Philadelphia, 12/20/98
Sacks - 2.0 @ Washington, 9/12/99 and
@ Minnesota, 11/8/99
Tackles for losses - 2 vs. Washington, 12/27/98



Ben Fricke

Guard/Center

6'0" ★ 295 ★ 11/3/75

Houston

FA for '99

NFL: 2nd Year ★ Cowboys: 2nd Year

69

GAMES/STARTS (regular season, playoffs): 1999 (3/0, 0/0).

PRO: Ben Fricke spent the spring of 1999 playing in NFL Europe hoping to catch the eye of a NFL team, and it worked. He signed with Dallas during training camp after injuries depleted the Cowboys depth at guard and center. Fricke stepped in and showed coaches the ability to control blocks at the line of scrimmage and the versatility to play guard and center. This sort of flexibility allowed him to contribute along the Cowboys offensive line in 1999 and should aid in his battle for playing time in 2000.

1999: Fricke spent the spring playing for the Amsterdam Admirals after being drafted in the 11th round of the NFL Europe draft. He led the way for running back David Thompson to finish fourth in the league with 503 rushing yards while the Admirals averaged 115.1 rushing yards-per-game. He signed with Dallas on Aug. 2 after the Cowboys lost offensive line depth due to training camp injuries. He saw his first NFL action on Monday Night Football against Atlanta (9/20), stepping in at right guard for Everett McIver (strained hamstring) in the second quarter. Fricke helped Emmitt Smith rush for 109 yards, becoming only the third person in 29 games to rush for over 100 yards against the Falcons. Fricke was released Sept. 22 and re-signed Oct. 5. In his first game back, he took over at center for Mark Stepnoski (back contusion) at Philadelphia (10/10), helping Smith record his third 100-yard game of the season. He was inactive at the N.Y. Giants (10/18) and against Washington (10/24) before being released Oct. 27. He signed to the Cowboys practice squad Oct. 28, and was then activated from the practice squad Nov. 19. Due to injuries along the offensive line, Fricke saw action at center at New England (12/5) before being deactivated at New Orleans (12/24), against the N.Y. Giants (1/2/00) and in the NFC Wild Card Playoff Game at Minnesota (1/9/00).



45.6-yards-per-punt during his collegiate career, and he earned All-PCAA honors as a quarterback and punter in 1983 and 1984. He was the first two-time PCAA Player of the Year (1983, 1984) and was a two-time All-America punter (1983, 1984).

PERSONAL: Cunningham earned All-America honors at Santa Barbara, CA, High School in football while also lettering in basketball and track. He worked as a studio analyst for TNT football broadcasts and in his marble business in Las Vegas during his year out of football in 1996. In 1990, he donated \$100,000 to St. John's Baptist church to build a gym dedicated to the memory of Jerome Brown, the former Eagles defensive tackle who died in a car accident in 1992. He is involved with Evangelist Troy Johnson in Champions for Christ and Morning Star with Pastor Keith Johnson in C.A.U.S.E. He is also active with Urban League charity. The recreation/business major was part of a team that won the Cadillac NFL Golf Classic in 1992. His brother Sam Cunningham played running back for New England from 1973-81, while his brother Anthony played linebacker at Boise State and his third brother Bruce played defensive back at UNLV. Randall and his wife, Felicity, have a son, Randall Cunningham II (1/4/96), and a daughter, Vandi (1/18/98).

CUNNINGHAM'S NFL TOTALS

Year	Starting Record	Passing							Sacks/Yards	Rating
		Att.	Comp.	Yards	Pct.	TD	Int.	Long		
1985 (Phi.).....	1-3	81	34	548	42.0	1	8	69	20/150	29.8
1986 (Phi.).....	1-3-1	209	111	1,391	53.1	8	7	75t	72/489	72.9
1987 (Phi.).....	7-5	406	223	2,786	54.9	23	12	70t	54/380	83.0
1988 (Phi.).....	10-6	560	301	3,808	53.8	24	16	80t	57/442	77.6
1989 (Phi.).....	11-5	532	290	3,400	54.5	21	15	66t	45/343	75.5
1990 (Phi.).....	10-6	465	271	3,466	58.3	30	13	95t	49/431	91.6
1991 (Phi.).....	1-0	4	1	19	25.0	0	0	19	2/16	46.9
1992 (Phi.).....	10-5	384	233	2,775	60.7	19	11	75t	60/437	87.3
1993 (Phi.).....	4-0	110	76	850	69.1	5	5	80t	7/33	88.1
1994 (Phi.).....	7-7	490	265	3,229	54.1	16	13	93	43/333	74.4
1995 (Phi.).....	1-3	121	69	605	57.0	3	5	33	13/79	61.5
1996					DNP					
1997 (Minn.).....	1-2	88	44	501	50.0	6	4	34	7/60	71.3
1998 (Minn.).....	13-1	425	259	3,704	60.9	34	10	67t	20/132	106.0
1999 (Minn.).....	2-4	200	124	1,475	62.0	8	9	61t	15/101	79.1
Totals.....	79-50-1	4,075	2,301	28,557	56.5	198	128	95t	464/3,426	81.4

Playoffs

1988 (Phi.).....	0-1	54	27	407	50.0	0	3	65	4/29	52.0
1989 (Phi.).....	0-1	40	24	238	60.0	0	1	30	2/27	66.5
1990 (Phi.).....	0-1	29	15	205	51.7	0	1	66	5/35	60.3
1992 (Phi.).....	1-1	65	36	379	55.4	3	0	57t	6/51	87.9
1995 (Phi.).....	0-0	26	11	161	42.3	0	1	28	4/27	47.1
1997 (Minn.).....	1-1	76	33	534	43.4	4	2	66t	3/26	74.1
1998 (Minn.).....	1-1	75	46	502	61.3	5	1	45	4/20	97.8
1999 (Minn.).....	0-0	0	0	0	0.0	0	0	0	0/0	—
Totals.....	3-6	365	192	2,426	52.6	12	9	66t	28/215	74.3

Year	No.	Yds.	Avg.	Long	TD
1985 (Phi.).....	29	205	7.1	37	0
1986 (Phi.).....	66	540	8.2	20	5
1987 (Phi.).....	76	505	6.6	45	3
1988 (Phi.).....	33	12	4.0	11	0
1989 (Phi.).....	104	621	6.0	51	4
1990 (Phi.).....	118	942	8.0	52t	5
1992 (Phi.).....	87	549	6.3	30	5
1993 (Phi.).....	110	61	0.6	26	1
1994 (Phi.).....	65	288	4.4	22	3
1995 (Phi.).....	21	98	4.7	20	0
1997 (Minn.).....	19	127	6.7	28	0
1998 (Minn.).....	32	132	4.1	22	1
1999 (Minn.).....	10	58	5.8	14	0
Totals.....	738	4,799	6.5	52t	33

Playoffs

1989 (Phi.).....	6	39	6.5	11	0
1990 (Phi.).....	7	80	11.4	26	0
1992 (Phi.).....	7	41	5.9	15	0
1995 (Phi.).....	5	34	6.8	16	1
1997 (Minn.).....	9	52	5.8	12	0
1998 (Minn.).....	9	19	2.1	7	1
Totals.....	49	273	5.6	26	2

Year	No.	Yds.	Avg.	Long	TD
1987 (Phi.).....	1	-3	-3.0	-3	0

Year	No.	Yards	Punting					Net
			Avg.	Long	IN20	TB	Bl.	
1986 (Phi.).....	2	54	27.0	39	0	0	0	25.5
1988 (Phi.).....	3	167	55.7	58	0	0	0	49.7
1989 (Phi.).....	6	319	53.2	91	3	0	0	51.7
1994 (Phi.).....	1	80	80.0	80	1	0	0	80.0
1997 (Minn.).....	8	274	34.3	65	3	0	0	31.6
Totals.....	20	894	44.7	91	7	0	0	42.2

Playoffs

1989 (Phi.).....	1	20	20.0	20	0	0	0	20.0
------------------	---	----	------	----	---	---	---	------

Single-Game Bests

Attempts - 62 @ Chicago, 10/2/89
 plays - 54 @ Chicago, 12/31/88
 Completions - 34 @ Washington, 9/17/89
 plays - 29 vs. Atlanta, 1/17/99
 Passing yards - 447 @ Washington, 9/17/89
 plays - 407 @ Chicago, 12/31/88
 Touchdowns - 5 @ Washington, 9/17/89
 plays - 3 vs. Arizona, 1/10/99
 Long Pass - 95t @ Buffalo, 12/2/90
 plays - 66 vs. Washington, 1/5/91
 Interceptions - 4 three times, last @ Dallas, 10/6/94
 plays - 3 @ Chicago, 12/31/88
 Rushing Attempts - 13 vs. Detroit, 11/16/86
 plays - 7 vs. Washington, 1/5/91
 Rushing Yards - 124 vs. New England, 11/4/90
 plays - 80 vs. Washington, 1/5/91
 Long Rush - 52t vs. New England, 11/4/90
 plays - 26 vs. Washington, 1/5/91
 Rushing Touchdowns - 2 three times, last vs. Minnesota, 12/6/92
 plays - 1 vs. Atlanta, 1/17/99 and @ Dallas, 1/7/96
 Total Yards - 453 @ Washington, 9/17/89
 plays - 419 @ Chicago, 12/31/88
 Punts - 4 @ Chicago, 9/7/97
 Long Punt - 91 @ N.Y. Giants, 12/3/89



Cunningham's NFL Totals (cont.)

Top 5 Passing Yards Days

447 – @ Washington, 9/17/89
 442 – @ Green Bay, 10/5/98
 401 – @ Chicago, 10/2/89
 369 – vs. N.Y. Giants, 10/10/88
 365 – @ Seattle, 12/13/92

Top 5 Completion Days

34 – @ Washington, 9/17/89
 32 – @ Chicago, 10/2/89
 32 – @ Baltimore, 12/13/98
 31 – vs. N.Y. Giants, 10/10/88
 29 – vs. Dallas, 12/4/94

Top 5 Passing Attempts Days

62 – @ Chicago, 10/2/89
 55 – @ Baltimore, 12/13/98
 53 – vs. Dallas, 10/23/88
 48 – vs. Atlanta, 10/30/88
 47 – vs. Chicago, 10/10/99

Top 5 Touchdown Pass Days

5 – @ Washington, 9/17/89
 4 – vs. New England, 11/4/90
 4 – @ Chicago, 9/23/88
 4 – @ Green Bay, 10/5/98
 4 – @ Dallas, 11/26/98
 4 – vs. Chicago, 12/6/98



Jorge Diaz

Guard

6'4" ★ 315 ★ 11/15/73

Texas A&M-Kingsville

FA for '00

NFL: 5th Year ★ Cowboys: 1st Year



GAMES/STARTS (regular season, playoffs): 1996 (11/6-T.B.), 1997 (16/16, 2/1-T.B.), 1998 (12/12-T.B.), 1999 (13/13, 2/2-T.B.). Total — 52/47, 4/3.

PRO: A small-college success story who has blossomed into a seasoned NFL performer, Jorge Diaz brings a resume that boasts 47 career starts as a Tampa Bay Bucs offensive lineman to Dallas. While searching for proven performers to provide depth and production to the Dallas line, Diaz signed with Dallas as a free agent on March 31, 2000. A native of San Antonio, TX, and a product of Texas A&M-Kingsville, Diaz returns to Texas after four successful seasons in Tampa Bay, where he originally signed as an undrafted free agent in 1996. A strong drive-blocker who has started at both guard positions in Tampa, Diaz will bring experience and stability to the Dallas line. As the Cowboys only bilingual player, Diaz should become very popular with the strong Hispanic following that Dallas enjoys in the United States and Mexico.

1999: Diaz played a key role in the most successful season in Buccaneers' history. His play on the offensive line helped the team win the NFC Central Division and advance to the NFC Championship Game. Making a solid recovery from a broken foot that forced him to miss the final four games of 1998, Diaz opened the year as the Bucs starting left guard. In the Bucs 19-5 win at Philadelphia (9/19), he helped pave the way for 156 yards rushing. Diaz' strong interior blocking against Denver (9/26) helped fullback Mike Alstott rush for a career-high 131 yards in the Bucs 13-10 upset of the Broncos. In that game, he played a key role in providing solid pass protection that enabled Trent Dilfer to complete a career-high 83% of his passes – 15-of-18 for 135 yards. At Minnesota (10/3), the Tampa line provided outstanding pass protection as Dilfer posted his first 300-yard passing game in three years. At Green Bay (10/10), the Bucs rolled for a season high 173 yards rushing. In a 31-17 win at New Orleans (11/7), Diaz suffered a right ankle sprain in the fourth quarter that caused him to miss the team's final two offensive series. He returned to action the following week in a 17-10 win over Kansas City (11/14), where the Bucs solid blocking up front enabled the team to gain 370 yards of total offense. In addition, the line did not allow a sack of Dilfer and provided protection for him to throw for 270 yards and two touchdowns. In the 16-3 win at Seattle (11/28), he helped Alstott rush for 42-second half yards as the Buc offense held the ball for 9 minutes and 38 seconds in the fourth quarter. In the next three games, Diaz gave way to Kevin Dogins at the starting left guard spot (coaching decision), and he did not see action in those games. After seeing limited action in the win over Green Bay (12/26), Diaz returned to the starting lineup in the season finale at Chicago (1/2/00). He then started in the NFC Divisional Playoff Game win over Washington (1/5/00) and the NFC Championship Game loss to the Rams (1/23/00).

1998: Diaz started the first 12 games at left guard before missing the final four contests due to a broken left foot. He was moved to left guard after making 13 consecutive starts at right guard in 1997. Prior to suffering the broken foot, he was on the field for every offensive snap for the Bucs in 1998. In the 27-15 win over Chicago (9/20), he helped the Bucs roll-up 220 rushing yards, including a team single-half record 192 after intermission. Two weeks later in a win over the N.Y. Giants (10/4), he helped pave the way for 171 yards on the ground by Tampa runners. He was part of the most successful rushing day in Buccaneer history against Minnesota (11/1), opening holes for a team-record 246 yards on the ground and 100-yard individual efforts by both Alstott and Warrick Dunn. The 27-24 win over the Vikings marked Minnesota's only regular season loss of the year. He was involved in every snap for a five-game stretch from Nov. 1 to Nov. 29 in which the Bucs' line posted four no-sack games and allowed a total of just two sacks over that stretch. In the final game of that month, at Chicago (11/29), he played the entire game despite sustaining a broken left foot in the second half that would keep him out of the last month of play.




1997: In the Bucs' first non-strike playoff season since 1981, Diaz started all 16 games, lining up at right guard for 13 contests before moving over to the left side for the final portion of season due to injuries on the offensive line. He was one of three offensive linemen to start every game and helped the Buccaneer rushing attack average 120.9 yards-per-game and record nine 100+-yard outings on its way to an 11th place league ranking. His offensive line also held opponents without a quarterback sack in three games and allowed just 32 sacks for the season – the fifth-lowest 16-game season total in team history. Diaz contributed to an offensive effort that logged five 100+-yard rushing games in the first six contests, including a standout 191-yard effort at Minnesota (9/14). The following week against Miami (9/21), he delivered a timely block on a screen pass to spring Warrick Dunn for a 59-yard touchdown. In the season finale against Chicago (12/21), Diaz was forced to move to left guard due to injuries, and he helped pave the way for a 183-yard rushing performance by Buc runners. He did not start the first playoff game of his career – a 20-10 win over Detroit (12/28) – due to a shoulder sprain, but he was forced into the game after his replacement went down with an injury. He helped the Bucs produce a 141-yard rushing day in the win over the Lions. The following week, he started his first playoff game in a loss at Green Bay (1/4/98).

1996: Diaz enjoyed a very productive rookie year, starting six of the 11 games he played in. He started five games at left guard and one on the right side. He saw his first career NFL action while filling in for the injured Jim Pyne in a loss to Seattle (9/22). He earned his first career start, at left guard, the following week in a loss to Detroit (9/29). An ankle injury to Pyne forced Diaz into starting service for three straight mid-season games at Green Bay (10/27), at Chicago (11/3) and against Oakland (11/10). In the 20-17 overtime win over the Raiders, he helped the Bucs backs roll-up their second most productive day of the year with 162 yards on the ground. His lone start at right guard came at Minnesota (12/15) in place of the injured Ian Beckles. In the season final, he earned his sixth start of the year (fifth at left guard) in a 34-19 win over the Bears (12/22) in Tampa.

COLLEGE: Diaz played two seasons at Texas A&M-Kingsville after transferring from Kilgore Junior College. As a senior, he was credited with 77 knockdown blocks and helped the A&M-Kingsville offense to averages of 286-rushing yards-per-game and 5.7 yards-per-carry. He also earned All-Lone Star Conference honors as a senior. After earning a starting job early in his junior year, he helped the Javelinas average 283 yards-per-game on the ground. While at Kilgore, he was a two-time junior college All-America.

PERSONAL: Jorge Armando Diaz was born on Nov. 15, 1973 in New York, NY. While attending Katy High School in San Antonio, TX, he was an all-district and all-conference selection in football. As the Buccaneers only Spanish speaking player, he had a radio show on a Spanish station in Tampa. Diaz has aspirations of teaching or coaching following his football career. While in Tampa, Diaz was also active in the community by sponsoring a ticket program, *Jorge's Corner*. For each of the Bucs home games, Diaz donated 24 tickets to the Epilepsy Foundation. Jorge also participated in the Big Brothers/Big Sisters program and sponsored a holiday party for 50 children from the Redlands Christian Migrant Association. Diaz plans to continue charity work in Tampa as well as become active in the Dallas community.



Ebenezer Ekuban

Defensive End

6'3" ★ 280 ★ 5/29/76

North Carolina

D-1 for '99 (20th overall)

NFL: 2nd Year ★ Cowboys: 2nd Year

96

GAMES/STARTS (regular season, playoffs): 1999 (16/2, 1/1).

PRO: Possessing outstanding speed and quickness for a player his size (280 pounds), Ebenezer Ekuban was a pass rusher that the Cowboys could not pass up in the first round of the 1999 NFL Draft. After a year of learning, development and visible game day contributions, he has displayed the elements that are necessary to become a solid starter as a NFL defensive end. A major factor that has contributed to his rapid development has been his desire to work extremely hard - both in the off-season and during the season. His intelligence and enthusiasm to learn every aspect of the game round out a very promising package for a developing talent. Originally a tight end who was converted to the defensive line at the mid-point of his college career, Ekuban's entry into the NFL was preceded by a very impressive showing at the NFL Scouting Combine in February of 1999, where he registered the fastest 40-time (4.70) among all defensive linemen.

1999: Ekuban saw consistent action throughout the season, playing in all 16 regular season games and starting the final two games of the year after Greg Ellis was felled with a broken leg. His performance and development enabled Ekuban to earn All-Rookie honors from *Pro Football Weekly* and *The Football News*. Used primarily as a pass rusher in spot situations throughout the year, he gained valuable experience while also bringing a great deal of speed to the Dallas pass rush. He finished the year with 33 tackles, which was fifth among Dallas defensive linemen, and his 2.5 sacks were tied for sixth on the team. While opening his professional career in Washington D.C., where he attended high school, Ekuban tied for the team lead with two quarterback pressures in




the thrilling overtime win over the Redskins (9/12). The following week, he displayed his intelligence and athletic versatility by playing on both sides of the ball in his first appearance on Monday Night Football. While registering one tackle on defense against Atlanta (9/20), Ekuban also saw goal-line action at tight end, providing a key block on Chuck Smith that enabled Emmitt Smith to get around the corner and into the end zone for the Cowboys' first touchdown. After Ellis suffered a broken leg in the win over Philadelphia (12/12), Ekuban went from part-time player to starter for the remainder of the year. He responded in the win over Philadelphia by recording his first career sack. He ended the day with 1.5 sacks, which marked the most in a game by a Dallas rookie since Nov. 28, 1991. In the following week's loss to the N.Y. Jets (12/19), Ekuban saw his most extensive playing time of the season and responded with five tackles. He then earned his first career start on Christmas Eve in New Orleans (12/24), leading the team with nine tackles while lining up across from Pro Bowl tackle Willie Roaf. He also added a sack and a tackle for a loss as the defensive front helped limit Ricky Williams to 61 yards on 23 carries (2.7 average). The following week in a playoff clinching win over the N.Y. Giants (1/2/00), he led all defensive linemen with five tackles as the unit limited New York to 74 yards rushing. He also tied for the team lead with three quarterback pressures. In the playoff loss at Minnesota (1/9/00), Ekuban recorded four tackles before suffering a sprained left knee in the second quarter that severely limited his effectiveness for the rest of the game.

COLLEGE: Ekuban capped his collegiate career by being named first team All-America by *The Sporting News* for 1998. He was also a first team Atlantic Coast Conference selection. Although it was his first season as a full-time starter, Ekuban collected 96 tackles and led the Tar Heels with seven sacks. He also set a school record with 23 stops for losses totaling 98 yards. The previous school record was shared by Lawrence Taylor and William Fuller, both of whom had 22. He earned ACC Player of the Week honors against Clemson, collecting a career-high 16 tackles, four tackles for losses, two sacks and a forced fumble. As a junior, in his first season as a defensive end, Ekuban played in 10 regular season games and had starting assignments in two of those. Prior to that, he played tight end as a sophomore and freshman, catching six passes for 66 yards and a touchdown.

PERSONAL: In just over a year's time, Ekuban has made a very visible contribution to the Dallas-Fort Worth community. He has already become very actively involved with the United Way, participating in the NFL's First Annual Hometown Huddle and serving as Co-Master of Ceremonies for the "Run the Runway" annual fundraiser for United Way of Dallas and Tarrant County. Ebenezer has also participated in the NFL Flag Football Program at school assemblies, served as a celebrity escort for the Children's Cancer Fund of Dallas Fashion Show and was a guest football coach at the club's Gatorade Junior Training Camp Football Clinic. For the past two summers, he has been a guest coach for the Let Us Play! Camp for Girls, coaching girls from several metropolitan non-profit agencies. He is also part of a school book cover program to teach children the importance of dialing 911. In September of 2000, Ekuban will serve as Honorary Chairman for the annual fundraiser benefitting Crossroads Interfaith Housing. At North Carolina, he was actively involved in the Carolina Outreach Community Service Program, and was involved in helping to raise \$6,000 for juvenile diabetes research in September of 1998. As a senior at UNC, he made the Dean's List during his final football season, and he was named the 1998 winner of the Jim Tatum Award, which honors the ACC's top student athlete on the football field. Ekuban earned his degree in exercise and sports science. He was a collegiate teammate of Cowboys defensive end Ellis. Ekuban is a native of Ghana, Africa, and he did not participate in football until his junior year of high school in Maryland. He graduated from Bladensburg High School in Riverdale, MD, where he was a two-way standout as a senior tight end and defensive end. In his final prep season, he caught 28 passes for 546 yards and five touchdowns while also recording 76 tackles and 11 sacks.

EKUBAN'S COWBOYS TOTALS

Year	Solo	Tackles Ast.	Tot.	Sacks	Tkl/ Loss	QB Press.	Passes Def.	For. Fum.
1999	19	14	33	2.5 (-6)	3(-4)	10	0	0
Playoffs								
1999	3	1	4	0.0 (0)	0(0)	0	0	0



Greg Ellis

Defensive End

6'6" ★ 286 ★ 8/14/75

North Carolina

D-1 for '98 (8th overall)

NFL: 3rd Year ★ Cowboys: 3rd Year



GAMES/STARTS (regular season, playoffs): 1998 (16/16, 1/1), 1999 (13/13). Total – 29/29, 1/1.

PRO: Despite having his season cut short in 1999 due to injury, Greg Ellis laughed in the face of any sophomore jinx and put together an outstanding year. Having already overcome the pres-



1998: Fricke was a seventh round draft choice (213th overall) of the N.Y. Giants in the 1998 NFL Draft, but was released at the end of training camp.

COLLEGE: Fricke became the first player since 1989 to earn All-America honors for the Houston Cougars. He was named All-America by the Football Writer's Association of America while earning All-Conference USA honors following his senior season in 1997. He did not allow a sack as a senior while helping the Cougar offense eclipse the 400-yard mark in total offense three times. He received the 1996 Tony Wilson Iron Man award following his junior season. Fricke was a four-year starter for the Cougars, including as a true freshman in 1994.

PERSONAL: The bio-medical technology major was an all-district selection on both offense and defense at Anderson High School in Austin, TX, as a sophomore and junior. He moved to center as a senior. He also served as the team's punter and lettered in track. Fricke participates in the offensive line's support of The RISE School in Dallas with the "First Downs for Down Syndrome" annual fundraising project.



Joey Galloway

Wide Receiver

5'11" ★ 188 ★ 11/20/71

Ohio State

Trade (Seattle) for '00

NFL: 6th Year ★ Cowboys: 1st Year



GAMES/STARTS (regular season, playoffs): 1995 (16/16-Sea.), 1996 (16/16-Sea.), 1997 (15/15-Sea.), 1998 (16/16-Sea.), 1999 (8/4, 1/0-Sea.). Total - 71/67, 1/0.

PRO: On February 12, 2000, the Cowboys finalized a trade with the Seattle Seahawks to bring wide receiver Joey Galloway to Dallas. One of the league's most explosive offensive threats, Galloway immediately becomes an even more imposing threat with Troy Aikman delivering the strikes and Emmitt Smith keeping defenses honest on the ground. Teamed with Raghbi Ismail, Dallas now boasts one of the fastest receiving tandems in the NFL. Originally the eighth overall pick of the 1995 NFL Draft, Galloway went on to start 67-of-71 games in his Seattle career and was an AFC Pro Bowl alternate in both 1997 and 1998. He led the Seahawks in receiving yards and touchdowns in each of his first four seasons and also led the club in receptions from 1996-98 after finishing second on the team as a rookie in 1995. His 12 100-yard receiving games are the third-best total in Seahawks history. In addition to his 37 receiving touchdowns, Galloway has one touchdown rushing and four touchdowns on punt returns. With 5,688 all-purpose yards in 71 games, he has averaged 80.1 yards-per-game and has caught a pass in all 71 games of his five-year career.

1999: Galloway was activated to the 53-man roster on Nov. 13 after an eight-week contract dispute. Although he didn't start against the Broncos (11/14) in his first game back, Galloway caught four passes for 88 yards, including a key 39-yard reception in the third quarter. He had his largest impact of the season at Oakland (12/5) when he recorded four receptions for a team-high 68 yards and a touchdown. The score, his only touchdown of the season, was from 31-yards out and increased his career total to 37 receiving touchdowns. He led the team again the following week with six receptions for 85 yards against the San Diego Chargers (12/12). For the season, he had 22 receptions for 335 yards (15.2 avg.) and one touchdown.

1998: A playmaker all year for the Seahawks, Galloway led the team in receptions and touchdowns for the third consecutive season while earning first alternate for the AFC Pro Bowl squad. He tied for the AFC lead with 10 receiving touchdowns and tied for third with 12 total touchdowns, tying his career-high set in 1997. He finished the season ranked eighth in the AFC with 1,047 yards receiving, the third 1,000-yard season of his career. His punt return average of 10.0 was seventh in the AFC. Galloway led the team with 65 receptions and four 100-yard games on the year. In the season opening victory at Philadelphia (9/6), he posted his ninth career 100-yard game with a career-high 142 yards on six receptions, including touchdown catches of 35 and 25 yards. He scored another touchdown among his two receptions against Arizona (9/13). Galloway's 10th career 100-yard game came at Pittsburgh (9/27) with a 139-yard outburst on a season-high seven receptions. John Friesz connected with Galloway on a career-long 81-yard touchdown pass at San Diego (10/25) and later came down with a 41-yard pass to the one-yard line to set up the game-winning touchdown. The 81-yard catch was the second longest in Seahawks history. He also returned a punt 74 yards for his third career touchdown. Galloway returned a punt 56 yards for a score against Oakland (11/15), and caught four passes for 71 yards, including a 44-yard touchdown pass from Warren Moon. In a 20-18 win over Tennessee (11/29), he caught a seven-yard touchdown pass before posting his fourth 100-yard receiving day of the season with 127 yards and two touchdowns on two receptions at the N.Y. Jets (12/6). The touchdowns were from 70 and 57 yards out and marked his seventh-career multi-touchdown game. He tied a season-high with seven receptions against San Diego (12/13), including a touchdown, and then led the team in receptions against Indianapolis (12/20) with five, including a three-yard touchdown pass. He presented the ball to a Make-A-Wish child, Sterling Grover, following the touchdown.



1997: Galloway started 15 games missing only the Tennessee game (10/5) because of an ankle sprain he suffered at Kansas City (9/27) the previous week, an injury suffered on a first quarter touchdown reception which kept him out the remainder of that game as well. The Tennessee game marked the first missed game of his career. For the season, Galloway led the team in receptions, yards, and touchdowns for the second consecutive year and set single-season bests with 72 receptions, 1,049 receiving yards, and 12 touchdowns – averaging 28.6 yards on each of his scores. His touchdown total was the most by a Seahawks player since Steve Largent had 12 in 1985 and was one off the club record by Daryl Turner in 1984. Galloway's 12 touchdowns tied for the AFC lead and was the third best total touchdown figure. Twice during the season, Galloway tied his single-game high with eight catches at St. Louis (10/19) and again at Denver (11/2), in addition he had at least five receptions in eight games. In a 45-34 win over Oakland (10/26), he had seven receptions for 117 yards and three touchdowns. He scored all three touchdowns in the second half, including the game-clincher with 2:24 left. The Oakland game was one of three 100-yard efforts on the year for Galloway. He caught five passes for 106 yards against San Diego (9/21) and six for 101 with two touchdowns against San Francisco (12/21). He totaled 98 yards receiving at Denver (11/2). In a 37-31 win at San Diego (11/9), Galloway scored the game-winning touchdown on a 40-yard reception with 2:20 remaining. Following the season, he was a first alternate to the AFC Pro Bowl squad.

1996: Galloway just missed becoming only the fourth receiver in league history to have back-to-back 1,000-yard receiving seasons in his first two years, finishing the season leading the team in receptions (57), yards (987), and touchdowns (7). He posted two 100-yard games, topped by a season-best 137 yards on five receptions, including touchdowns of 51 and 65 yards in a 22-15 win over the Dolphins in Miami (10/6). He also caught five balls for 108 yards, with a 43-yarder to set up a touchdown, at Denver (12/1). Galloway opened the season with a 60-yard reception at San Diego (9/1) before tallying his second career punt return touchdown with an 88-yarder against Denver (9/8). He had a single-game high eight receptions in back-to-back midseason games against Houston (11/3) and Minnesota (11/10). In the Oilers' contest, he had 94 yards receiving and the game-tying touchdown reception with 3:30 left. His eight catches against the Vikings were good for 91 yards and one score. In a late season AFC West showdown with Oakland (11/24), Galloway had three receptions for 99 yards, with receptions of 40 and 42 yards to set up touchdowns. Through the first seven games of the season, he averaged 11.8 yards on 12 punt returns to rank fourth in the AFC before relinquishing those duties to concentrate on offense.

1995: Galloway was the first rookie wide receiver to start every game for Seattle and the first since 1976 to start the opener. Along the way he was named NFL Offensive Rookie of the Year by *College and Pro Football Newsweekly* and was a consensus All-Rookie choice. He caught 67 passes for 1,039 yards and seven touchdowns, becoming the 10th rookie in NFL history to surpass 1,000 yards, and the first since 1986. Galloway combined with Brian Blades to form the first duo with 1,000 yards in the same season in Seattle history. He also added 154 yards rushing and a touchdown while returning 36 punts for a 10.0-yard average, and one touchdown. Along the way he set franchise season records for receptions, yards, and 100-yard games (three) by a rookie, totals that also led all NFL rookies – as did his seven touchdown receptions. The first record to fall was Daryl Turner's for yardage (715 in 1984) 11 games into the season, and in Week 14, he broke Steve Largent's record for rookie receptions (54 in 1976). Prior to Galloway's arrival, the franchise had seen only five 100-yard games by a rookie, but he almost matched that himself, posting a franchise rookie best three 100-yard games: five receptions for 102 yards and one touchdown at Buffalo (10/15); five receptions for 114 yards and two scores at Jacksonville (11/12); and five catches for 108 yards against Oakland (10/08). In that Jaguars game, Galloway established a franchise record for the longest run from scrimmage with an 86-yard touchdown dash. Accounting for 200 yards from scrimmage in the game, Galloway earned AFC Offensive Player of the Week honors for his performance. A club-record 89-yard punt return for a touchdown against the N.Y. Giants (11/5) started Galloway on his way to AFC Special Teams Player of the Month honors for November, a month he returned 13 punts for a 13.2 yard average and one touchdown. Both the 89-yard punt return and the 86-yard run were the longest such plays in the NFL in 1995. For the season, Galloway averaged 48.0 yards on each of his nine touchdowns (7 receiving, 1 rushing, 1 punt return) and was one of two players in the NFL (San Francisco's Jerry Rice) to score three different ways.

COLLEGE: Galloway finished his four-year career ranked second in Ohio State history in touchdown receptions with 19, trailing only Cris Carter's 27, including two games with three touchdowns. He finished fourth in both career receptions, 108, and receiving yards, 1,894. He also added 20 kickoff returns for a 25.0 yard average and one score and 34 punt returns for a 7.8 average. Galloway earned first-team All-Big Ten Conference honors as a junior and second-team accolades as a senior while leading the team in receiving both years. As a senior, he recorded 44 receptions for 669 yards and seven touchdowns in 10 games. He also returned 18 kickoffs for 462 yards (25.7-yard average), and one touchdown, and 16 punts for a 10.6 average. Galloway finished his senior season catching eight passes for 146 yards and two touchdowns in the Citrus Bowl against Alabama, including a career-best 69-yard reception. As a junior, Galloway caught 47 passes for 946 yards and a school record equalling (Carter – 1986) 11 touchdowns. His yardage total ranked third for a single-season in school history trailing Carter's 1,127 in 1986 and 950 in 1985. Galloway posted four 100-yard games, including 186 (third best single-game total in school history) on nine receptions with three touchdowns against Michigan State. As a sophomore, he saw action in the first two games of the season before injuring his knee and missing the remainder of the season. He caught 14 passes in 11 games as a redshirt freshman. Galloway was



a National Football Foundation Scholar Athlete and National Association of Collegiate Directors of Athletics Scholarship recipient.

PERSONAL: Galloway caught 32 passes for 608 yards and eight touchdowns, averaged 26.9 yards on kickoff returns and 15.2 on punt returns as a senior at Bellaire, Ohio, High School. He was also an All-Ohio choice in basketball and lettered in track. During his Seahawks career, he sponsored a group of students, the Galloway Express, at each Seattle home game. During the 1996 season, Galloway appeared on *Wheel of Fortune* with proceeds from his spins benefiting the Make-A-Wish Foundation. He earned his degree in Business/Marketing from Ohio State.

GALLOWAY'S CAREER TOTALS

Year	Receiving				
	No.	Yds.	Avg.	Long	TD
1995 (Sea.)	67	1,039	15.5	59t	7
1996 (Sea.)	57	987	17.3	65t	7
1997 (Sea.)	72	1,049	14.6	53t	12
1998 (Sea.)	65	1,047	16.1	81t	10
1999 (Sea.)	22	335	15.2	48	1
Total	283	4,457	15.7	81t	37

100-Yard Receiving Games (12 total)

142 @ Philadelphia, 9/6/98 (6 rec.)
 139 @ Pittsburgh, 9/27/98 (7 rec.)
 137 @ Miami, 10/6/98 (5 rec.)
 130 @ San Diego, 10/25/98 (4 rec.)
 127 @ N.Y. Jets, 12/6/98 (2 rec.)
 117 vs. Oakland, 10/26/97 (7 rec.)
 114 @ Jacksonville, 11/12/95 (5 rec.)
 108 vs. Oakland, 12/17/95 (5 rec.)
 108 @ Denver, 12/1/96 (5 rec.)
 106 vs. San Diego, 9/21/97 (5 rec.)
 102 @ Buffalo, 10/15/95, (5 rec.)
 101 vs. San Francisco, 12/21/97, (6 rec.)

Year	No.	Rushing		Long	TD
		Yds.	Avg.		
1995 (Sea.)	11	154	14.0	86t	1
1996 (Sea.)	15	127	8.5	51	0
1997 (Sea.)	9	72	8.0	44	0
1998 (Sea.)	9	26	2.9	14	0
1999 (Sea.)	1	-1	-1.0	-1	0
Total	45	378	8.4	86t	1

Punt Returns


Year	No.	FC	Yards	Avg.	Lg	TD
1995 (Sea.)	36	12	360	10.0	89t	1
1996 (Sea.)	15	5	158	10.5	89t	1
1998 (Sea.)	25	5	251	10.0	74t	2
1999 (Sea.)	3	1	54	18.0	21	0
Total	79	23	823	10.4	89t	4

Single-Game Bests

Receptions - 8 four times, last @ Denver, 11/2/97
 Receiving Yds - 142 @ Philadelphia, 9/6/98
 Long Reception - 81t at San Diego, 10/25/98
 Most Touchdowns - 3 vs. Oakland, 10/26/97

Additional Statistics

Kickoff returns - 1995 (2 returns, 30 yards)



Kelvin Garmon

Guard/Center

6'2" ★ 329 ★ 10/26/76

Baylor

D-7b for '99 (243rd overall)

NFL: 1st Year ★ Cowboys: 1st Year



GAMES/STARTS (regular season/playoffs): 1999 (NFI).


PRO: Drafted as a prospect who has the potential to be a productive player, Kelvin Garmon hopes to return to the field and full-time football work in 2000. The Cowboys seventh round draft choice in 1999 will look to complete the long road back to competition after more than a year's worth of intense physical rehabilitation to heal an injury that prematurely ended his college career and has put the start of his professional career on hold. The Cowboys drafted Garmon with the belief that he could become an NFL lineman after he was able to completely recover from a fractured right tibia that ended his senior season at Baylor in 1998. Prior to his injury, he displayed outstanding speed for a man of his size. His ability to run (5.09 in the 40) and his quickness make him a naturally gifted pulling guard. He also has displayed the versatility to play every position on the offensive line except center, and he may be given the opportunity to learn the center position while fighting for a Dallas roster spot this summer.

1999: Garmon was placed on the Reserve/Non-Football Injury list on August 31 following a training camp and preseason where he saw no on-field action. He spent the entire off-season, training camp and regular season fulfilling the requirements of rehabilitating the fractured right tibia that he suffered as a senior at Baylor.

COLLEGE: A powerful performer while at Baylor, Garmon's versatility was documented during his senior year when he played every position, except center, on the Bears offensive line. He was enjoying a solid season before his fractured leg brought an abrupt halt to his collegiate career. Prior to his injury, he had registered 17 knockdown blocks in four games. In starting every game as a junior, Garmon displayed his versatility throughout the year. He started the first five games at strong tackle before switching to strong guard for the remaining six outings. He was named Baylor's outstanding offensive player of the week for his performance against Missouri. For the year, he accounted for 58 knockdowns, including a season-high 15 against Oklahoma State. While he was expected to spend his sophomore season as a reserve, Garmon broke through in summer training camp and earned a starting job for the Bears, earning five starts at right guard and six starts at left tackle.



PERSONAL: Garmon, a physical therapy major, attended Haltom, TX, High School, where he was a standout on both the offensive and defensive lines. As a senior, he recorded 80 tackles on defense, including 10 sacks. Garmon earned all-district and all-state honors in his final prep campaign. He also earned varsity letters in basketball and track. Garmon participated in the offensive line's support of The RISE School in Dallas with the "First Downs for Down Syndrome" project in 1999. He was also a guest coach for the club's Gatorade Junior Training Camp Football Clinic for 200 youth from The Salvation Army.



Darren Hambrick

Linebacker

6'2" ★ 227 ★ 8/30/75

South Carolina

D5a for '98 (130th overall)

NFL: 3rd Year ★ Cowboys: 3rd Year

54

GAMES/STARTS (regular season, playoffs): 1998 (14/0, 1/0), 1999 (16/12, 1/1). Total - 30/12, 2/1.

PRO: An emerging young talent who, in his second NFL season, blossomed as a starter at strong side linebacker. Hambrick's speed, tenacity and aggressive style of play are well suited for the position. He developed quickly with his on-the-job training in 1999, and he will be asked to produce even more in 2000 as he competes with incoming veteran Joe Bowden for the starting strong side spot. Hambrick's size, range and athletic ability make him a valuable asset to the Cowboys defensive scheme, while his skills help distinguish him as one of the Cowboys most gifted special teams performers over the past two years. He has notched double figure tackle totals in the kicking game in each of his first two seasons in the NFL and has a two-year total of 28. Hambrick was the Cowboys first of two fifth round draft choices (130th overall) in the 1998 NFL Draft.

1999: While facing the daunting task of becoming a starter in only his second NFL season, Hambrick responded by finishing the year eighth on the team with 62 tackles. He also contributed 2.5 sacks, three quarterback pressures, two interceptions and a forced fumble. Officially, Hambrick started 12 of the Cowboys 16 regular season games, but he was held out of the first play of those other four games as the Dallas defense opened the game with its 45 package. In starting along side Randall Godfrey and Dexter Coakley, Hambrick rounded out what might have been the NFL's fastest trio of young linebackers. While continually developing as a starter at linebacker, Hambrick continued to shine on special teams, finishing the year sixth on the team in kicking game tackles with 10. Hambrick earned his first career NFL start at Washington (9/12) and responded with seven tackles. Two weeks later, in the win over Arizona (10/3), Hambrick turned in one of his most productive career outings, while also accomplishing two key milestones. In addition to registering six tackles in the Cowboys win over the Cardinals, Hambrick picked up his first career sack and his first career interception. Hambrick returned the fourth quarter interception 25 yards. Two weeks later at New York (10/18), he recorded his second sack of the season and tied for second on the team with two special teams tackles in a Monday night loss to the Giants. In the Cowboys 27-13 win over Green Bay (11/14), Hambrick had two tackles and a tackle for a loss in helping limit the Packers to 40 yards rushing, including 31 yards on 15 attempts (2.1 avg.) by Dorsey Levens. In the big Thanksgiving Day win over Miami (11/25), Hambrick recorded three tackles as the Cowboys shutout Miami and limited the Dolphins to 204 yards passing and 69 yards rushing. In the Cowboys next game, a 13-6 loss at New England (12/5), he recorded a career-high eight tackles as the Patriots were limited to 284 total yards, including just 176 passing. Hambrick recorded his second career interception against Philadelphia (12/12). He did not start the next week against the N.Y. Jets (12/19) because Dallas opened the game with its 45 package, but he came on to record seven tackles, his second best showing of the regular season. On Christmas Eve at New Orleans (12/24), he recorded four tackles, two quarterback pressures and a sack as the Dallas defense limited Ricky Williams to 61 yards rushing on 23 carries (2.7 avg.). In the playoff loss at Minnesota (1/9/00), he tied for second on the team, and was the leader among linebackers, with a career-high 10 tackles.

1998: Hambrick excelled on the Cowboys special teams units during his rookie campaign, finishing second on the team with 18 special team tackles. His play helped Dallas lead the NFL in kickoff coverage (18.5 yards-per-return) and finish third in punt coverage (6.2). In the season opener against Arizona (9/6), he broke-up his first NFL pass. At Chicago (10/18), Hambrick led the team with three special team tackles and forced a fumble on a first quarter kickoff that was recovered at the Bears 29-yard line to set up a Dallas field goal. He totaled two special teams tackles at Philadelphia (11/2) while breaking up a fourth quarter pass from the strongside linebacker position. He led the team with four special teams tackles and a forced fumble against Minnesota (11/26). He tied for the team lead with two special teams tackles against Philadelphia (12/20), and he closed the season against Washington (12/27) by tying for the team lead with three special teams tackles and helping limit Brian Mitchell to an 11.4 average on five kickoff returns. In his first postseason




action against Arizona (1/2/99), Hambrick registered a season-high four defensive tackles and broke up a pass.

COLLEGE: Hambrick opened his senior season at South Carolina as the starting weakside linebacker before fracturing his left fibula in the season opener. He missed the next seven games before returning for the final three games. After sitting out 1995 under NCAA transfer rules, Hambrick earned second-team All-SEC honors as a junior at South Carolina after posting 83 tackles, four tackles for losses, 1.5 sacks, two forced fumbles and a fumble recovery. As a sophomore at the University of Florida in 1994, Hambrick saw action in every game and recorded 59 tackles, three tackles for losses, three passes defended, two interceptions, a sack, a forced fumble and a fumble recovery. Hambrick was the only true freshman to start a game on defense for the Gators when he started three games in 1993. He saw action in all 13 games and earned third-team Freshman All-America and SEC All-Freshman honors after totaling 46 tackles, five tackles for losses, two interceptions and a sack. Hambrick also competed in the high jump and long jump for the Florida track team in 1993 and 1994.

PERSONAL: Hambrick earned prep All-America, all-state and area defensive MVP honors after totaling 140 tackles as a senior at Pasco, FL, High School. As a junior, he led the team to the class AAA state title. As a member of the track team, he became the first athlete in Florida history to qualify for five events at the state track meet, and he high jumped 7'1 3/4" as a senior. Hambrick's uncle, Jim "Mudcat" Grant, is a former major league pitcher.

HAMBRICK'S COWBOYS TOTALS

Year	Tackles			Tot.	Sacks	Tkl/ Loss	QB Press.	Passes Def.	For. Fum.	Special Teams		
	Solo	Ast.	–							Solo	Ast.	Tot.
1998	1	1	–	2	0.0 (0)	0(0)	0	2	2	11	7	– 18
1999	37	25	–	62	2.5 (-21)	1(-4)	3	3	1	3	7	– 10
Totals	38	26	–	64	2.5 (-21)	1(-4)	3	5	3	14	14	– 28
Playoffs												
1998	1	3	–	4	0.0 (0)	0(0)	0	1	0	0	0	– 0
1999	4	6	–	10	0.0 (0)	0(0)	1	0	0	0	0	– 0
Totals	5	9	–	14	0.0 (0)	0(0)	1	1	0	0	0	– 0
Year	Interceptions				Single-Game Bests							
	No.	Yds.	Avg.	Long								
1999	2	44	22.0	25	Tackles – 8 @ New England, 12/5/99 Solo Tackles – 6 @ New England, 12/5/99 and vs. N.Y. Jets, 12/19/99 Quarterback Pressures – 2 @ New Orleans, 12/24/99 Passes Defended – 2 vs. Philadelphia, 12/12/99							



Jackie Harris

Tight End

6'4" ★ 250 ★ 1/4/68

Northeast Louisiana

UFA(Tenn.) for '00

NFL: 11th Year ★ Cowboys: 1st Year



GAMES/STARTS (regular season, playoffs): 1990 (16/3 - G.B.), 1991 (16/6 - G.B.), 1992 (16/11 - G.B.), 1993 (12/12 - G.B.), 1994 (9/9 - T.B.), 1995 (16/16 - T.B.), 1996 (13/12 - T.B.), 1997 (12/11, 1/1 - T.B.), 1998 (16/16 - Tenn.), 1999 (12/2, 4/2 - Tenn.). Total – 138/98, 5/3.

PRO: In returning to an offensive scheme that utilizes the tight end, the Dallas Cowboys were looking to add a pass catching tight end to compliment David LaFleur when they signed former All-Pro Jackie Harris. Harris is considered one of the NFL's finest pass-catching tight ends, finishing near the top of the tight ends receptions list several times during his 10-year career. His ability to catch the ball and get down field has Dallas coaches excited, as does the postseason and Super Bowl experience he brings to the club.

1999: Harris finished his second season in Tennessee with 26 receptions for 297 yards and a touchdown in 12 games. He missed the season opener against Cincinnati (9/12) recovering from broken ribs. The next week against Cleveland (9/19), he caught two passes for 16 yards. He was inactive at San Francisco (10/3), against Baltimore (10/10) and at New Orleans (10/17) with a strained hamstring. He returned against St. Louis (10/31) and caught a team-high three passes for 44 yards. He again led the Titans at Miami (11/7) with five receptions for 32 yards, earning him a start at Cincinnati (11/14), where he posted three grabs for 21 yards. He caught three passes for 16 yards the next week against Pittsburgh (11/21) and three passes for a team-high 44 yards at Cleveland (11/28). At Baltimore (12/5), he started and made four catches for 52 yards. Against Jacksonville (12/26), Harris caught three passes for 72 yards, including a 62-yard touchdown reception. In Tennessee's AFC Wild Card Playoff Game against Buffalo (1/8/00), he tied for the team lead with four receptions for 20 yards. Two weeks later at Jacksonville (1/23/00) in the AFC Championship Game, Harris started in a two tight end formation and tied for the team high with



three receptions for 33 yards. He started again in a two tight end formation in Super Bowl XXXIV against St. Louis (1/30/00) and led the Titans with seven catches for 64 yards. With 14 postseason catches for a team-high 117 yards, Harris tied for the team lead in postseason receptions.

1998: After signing with the Oilers on March 11, Harris proceeded to close his first season in Tennessee second on the team with 43 receptions for 412 yards and two touchdowns while starting 16 games for only the second time in his career. He opened the season with two catches for 27 yards at Cincinnati (9/6) before posting three catches for 37 yards, including a reception on a fake punt, against San Diego (9/13). The next week at New England (9/20), he grabbed a season-high six passes for 35 yards, and he caught three passes for 17 yards against Jacksonville (9/27). Harris then led the team with four receptions for 45 yards at Baltimore (10/11). He caught an 18-yard halfback option pass for a touchdown against Cincinnati (10/18), and he led the Titans with six catches for 53 yards against Chicago (10/25). Against Pittsburgh (11/15), he totaled two receptions for 29 yards before catching three passes for 29 yards, including the 300th reception of his career, against the N.Y. Jets (11/22). At Jacksonville (12/13), Harris totaled 17 yards on four catches, including a four-yard touchdown. He then paced the team with four catches for a season-high 83 yards, including a season-long 32 yarder, in the season finale against Minnesota (12/26).

1997: Harris saw action in 12 games for Tampa Bay while battling a groin injury for most of the season. He tallied his lone touchdown of the year, a five-yarder, at Minnesota (9/14). Against Minnesota (10/26), he left the game in the first quarter with a pulled groin and did not return to action. He missed games at Indianapolis (11/2) and Atlanta (11/9) due to the groin injury. He returned to action against New England (11/6) and caught three passes for 51 yards, including a 25-yarder. He totaled a season-best 54 yards, including a season-long 39-yard grab, on three receptions at Chicago (11/23). Following the game against Green Bay (12/7), Harris underwent surgery to repair a hernia and missed the last two games of the regular season. He returned to start a wild card playoff game against Detroit (12/28), recording his first career postseason reception for four yards. He was placed on injured reserve prior to the divisional playoff game at Green Bay (1/4/99) due to complications from the hernia surgery.

1996: Despite missing three games due to injury, Harris finished fourth among Buc receivers with 30 receptions for 349 yards and a touchdown. At Detroit (9/8), he caught four passes for 31 yards before totaling a season-high five receptions for a team-best 96 yards at Denver (9/15), including a 36 yard grab on third-and-19. He suffered a cervical strain on the second play of the Seattle (9/22) game and did not return. He re-aggravated the strain in the fourth quarter against Detroit (9/29). He returned to action against Minnesota (10/13) and tied for the team lead with five catches before suffering a sprained MCL in his left knee at Arizona (10/20). He missed games at Green Bay (10/27), at Chicago (11/3) and against Oakland (11/10) due to the sprain. He returned to action against New Orleans (11/24) and caught four passes for 63 yards before totaling four grabs for 52 yards at Carolina (12/1). He recorded his only touchdown of the year and a two-point conversion against Washington (12/8).

1995: While starting all 16 games for the first time in his career, Harris posted career bests with 62 receptions and 751 yards to lead Tampa Bay in receiving. His 62 catches was the highest total ever recorded by a Buc tight end, and it tied Jay Novacek of Dallas for the most catches by a tight end in the NFC. His 751 receiving yards led all NFC tight ends. At Cleveland (9/10), Harris totaled a game-high eight catches for 95 yards. He registered the most prolific day by a Buccaneer tight end in seven years at Carolina (10/1) when he totaled 108 yards on five catches. He sprained an ankle in the second quarter against Jacksonville (11/19) and did not return. The next week, Harris established a new Buc's single game record for receptions by a tight end with 10 catches for 122 yards – second highest yardage total of his career – at Green Bay (11/26).

1994: Harris received an offer sheet from Tampa Bay on June 15 and signed with Bucs as a restricted free agent on June 22 after Green Bay chose not to match the Bucs offer. He finished the year with 26 receptions for 337 yards and three touchdowns. He totaled four grabs for a season-best 96 yards, including a 48-yarder, against Indianapolis (9/11) before scoring Tampa Bay's only touchdown against New Orleans (9/18). He registered a season-high six receptions for 58 yards and a touchdown at Atlanta (10/9). He scored a two-point conversion at San Francisco (10/23) before suffering a shoulder subluxation against Chicago (11/6). He was inactive the next two weeks before undergoing surgery and being placed on injured reserve Nov. 22. At the time of his injury, he ranked second in catches among NFC tight ends.

1993: Harris started 12 games for Green Bay, totaling 42 catches for 604 yards (14.4 avg. – career-high) and a career-high four touchdowns to rank third on the team. He opened the season with five catches for 92 yards against the L.A. Rams (9/5). He was named NFC Offensive Player of the Week after grabbing five passes for 128 yards, including a career-long 66-yard touchdown, against Denver (10/10). His 128 receiving yards established a Packer single-game receiving yardage record for tight ends, and his 66-yarder was the Packers' longest reception of the season. He then caught a 51-yard pass at Tampa Bay (10/24) two weeks later. Harris underwent arthroscopic surgery on Nov. 18 to repair a meniscus tear in his left knee. He returned to action at Chicago (12/5) and registered six receptions for 72 yards. He missed the last two regular season games and two playoff games due to his knee injury.

1992: Harris totaled 55 receptions for 595 yards and two touchdowns to finish second on the team and second in receptions among NFL tight ends (Jay Novacek – 68). Harris and wide receiver Shannon Sharpe led all NFL receiving duos with a combined 2,056 receiving yards. His efforts earned Harris All-Pro honors. He tied the Packers' single-game record for receptions by a tight end at the N.Y. Giants (11/8), totaling nine catches for 87 yards. He totaled eight receptions for 98



yards one week later against Philadelphia (11/15). He recorded a 40-yard reception at Chicago (11/22) and against Tampa Bay (11/29), he scored the winning touchdown on a nine-yard, fourth quarter catch.

1991: Harris finished fourth on the team with 24 catches for 264 yards and three touchdowns while playing in 16 games, including six starts in two tight end formations. He was also Green Bay's second leading special teams tackler with 14. Against Tampa Bay (9/15), he downed a Packer punt at the Bucs' two-yard line to set up a Green Bay safety, which provided the winning margin in a 15-13 victory. He totaled four receptions at the L.A. Rams (9/29) before registering touchdown catches against Buffalo (11/10) – his career first – and Minnesota (11/17). He caught four passes at Atlanta (12/1) and scored his third touchdown of the year at Chicago (12/8).

1990: Harris played in all 16 games as a rookie, starting three in two tight end formations. He registered 12 receptions for 157 yards while leading the Green Bay special teams with 22 tackles. He caught a season-high three passes for 43 yards against Seattle (12/9). He was drafted in the fourth round (102nd overall) of the NFL Draft by the Packers.

COLLEGE: Harris was a three-year starter at Northeast Louisiana, leaving as the school's all-time leading receiver with 147 catches for 2,107 yards and 14 touchdowns. He earned All-America and All-Southland Conference honors after catching 54 passes for 661 yards and seven touchdowns as a senior in 1989. Despite missing half of his junior season with a knee injury, he managed to catch 43 passes for 512 yards and two scores, including registering a school and conference single-game record 16 receptions against Lamar. He earned second-team all-conference honors as a sophomore and was on the receiving end of Stan Humphries' 48-yard, game-winning touchdown pass against Northwestern (LA) State. He was one of only three true freshmen to play for Northeast Louisiana in 1986.

PERSONAL: Jackie Bernard Harris lettered in football, basketball and track at Dollarway High School in Pine Bluff, AR. He played wide receiver and defensive back while leading the team to the state finals as a senior, earning all-state honors. The criminal justice major has donated extensive time to working with underprivileged youth in Arkansas. Harris has his Arkansas real estate license and owns and operates a Christian radio station in Pine Bluff. Jackie and wife Letrece have two sons, Jackie, Jr. (4/27/94) and Joshua (12/4/95).

HARRIS' NFL TOTALS

Year	Receiving					TD
	No.	Yds.	Avg.	Long		
1990 (G.B.).....	12	157	13.1	26		0
1991 (G.B.).....	24	264	11.0	35		3
1992 (G.B.).....	55	595	10.8	40		2
1993 (G.B.).....	42	604	14.4	66t		4
1994 (T.B.).....	26	337	13.0	48t		3
1995 (T.B.).....	62	751	12.1	33		1
1996 (T.B.).....	30	349	11.6	36		1
1997 (T.B.).....	19	197	10.4	39		1
1998 (Tenn.).....	43	412	9.6	32		2
1999 (Tenn.).....	26	297	11.4	62t		1
Totals.....	339	3,880	11.4	66t		18

Playoffs

1997 (T.B.).....	1	4	4.0	4		0
1999 (Tenn.).....	14	117	8.4	21		0
Totals.....	15	121	8.1	21		0

Single-Game Bests


Receptions – 10 at Green Bay, 11/26/95
 Receiving Yards – 128 vs. Denver, 10/10/93
 Long Reception – 66t vs. Denver, 10/10/93

Additional Statistics

Special teams tackles: 1990 (22); 1991 (14); 1994 (1).
 Totals – 37.
 Fumble recoveries: 1991 (1).
 Forced fumbles: 1990 (1).

100-Yard Receiving Games

128 vs. Denver, 10/10/93 (5 rec.)
 122 @ Green Bay, 11/26/95 (10 rec.)
 108 @ Carolina, 10/1/95 (5 rec.)



Duane Hawthorne

Cornerback

5'10" ★ 175 ★ 8/26/76

Northern Illinois

FA for '99

NFL: 2nd Year ★ Cowboys: 2nd Year

38

GAMES/STARTS (regular season/playoffs): 1999 (13/0, 1/0).

PRO: Although little was expected of Duane (pronounced DUH-wann) Hawthorne as a rookie, he delivered big-play dividends. Signed as a rookie free agent on April 30, he impressed the coaching staff from day one. Filling in for fallen teammates throughout his rookie season, Hawthorne posted three interceptions, the most by a Dallas rookie since another former rookie free agent, Everson Walls (11 in 1981). What Hawthorne provides Dallas is an aggressive, quick corner that now has a year of NFL experience under his belt.

2000: Hawthorne spent the spring starting at cornerback for the Scottish Claymores in NFL Europe, where he earned co-defensive MVP honors and tied for the league lead with four interceptions. He was a key part of a Claymores defense that led the league in pass defense and lim-



ited opponents to 178 yards passing-per-game on their way to a 6-4 regular season record and a berth in the World Bowl.

1999: The only rookie free agent to make the Cowboys roster coming out of training camp, Hawthorne went on to tie for second on the team with three interceptions. His three interceptions were the most by a Dallas rookie since 1981 when Everson Walls recorded 11 and Michael Downs had 7. Playing primarily in the Cowboys nickel and dime packages, Hawthorne also recorded 27 tackles and broke up seven passes. The season started slowly for Hawthorne, who saw his first NFL action in the season opener at Washington (9/12), recording a special teams tackle. Hawthorne would make a name for himself off the Arizona Cardinals before the year was over. In the first meeting with Arizona (10/3), Hawthorne recorded his first career interception by picking off a Jake Plummer pass in the third quarter. He also added three tackles on the day. After watching from the sidelines the next two weeks as a game-day deactivation, Hawthorne found his way onto the field at Indianapolis (10/31) in the nickel package and recorded one tackle. Against Green Bay (11/14), he recorded a season-high two special teams tackles and helped limit the Packers to two punt returns for no yards and four kickoff returns for a 16.0-yard average. Hawthorne fed off the Cardinals again in November when Dallas traveled to Arizona (11/21), seeing considerable action at cornerback when Kevin Smith was forced from the game with a hamstring injury. He responded with his second interception of the season, along with three tackles and a game-high three passes defended as the Cardinals were limited to 105 yards passing and 207 total yards. With Smith still out of the lineup on Thanksgiving Day, Hawthorne saw time at cornerback against Miami (11/25) and recorded his third interception of the season, picking off a Dan Marino delivery, along with three tackles in helping limit the Dolphins to 204 yards passing. Hawthorne took over in the nickel defense against Philadelphia (12/12) when Kevin Mathis was lost in the first quarter with a sprained knee and went on to record three tackles – helping limit the Eagles to 143 yards passing. With Smith and Mathis out with injuries, Hawthorne recorded a season-high five tackles at New Orleans (12/24). In the season finale against the N.Y. Giants (1/2/00), he recorded four tackles and helped limit the Giants starting wide receivers, Amani Toomer and Ike Hilliard, to seven receptions for 72 yards on the day.

COLLEGE: Hawthorne finished his career at Northern Illinois with nine interceptions. As a senior he was the team's fifth leading tackler with 65, while adding 10 passes defended and four interceptions – leading the team in interception return yards. As a junior, Hawthorne earned All-MAC honors after leading the team with three interceptions and five passes defended. He was nominated for MAC Player of the Week honors after registering two interceptions and five tackles against North Carolina State. As a sophomore, Hawthorne was second on the team with two interceptions and seven pass deflections while recording 40 tackles. He earned Defensive Player of the Week honors after tallying two interceptions and two tackles against Arkansas State. As a freshman, Hawthorne totaled eight tackles, forced a fumble and deflected a pass in only eight snaps against the third ranked Florida Gators.

PERSONAL: A physical education major, Hawthorne was the team MVP, all-Suburban East Conference, all-district and all-metro as a senior at Ladue High School in St. Louis, MO. A two-way star, he completed 44-of-91 passes for 811 yards and six touchdowns and rushed for 748 yards and four touchdowns on 64 carries as a quarterback while totaling 102 tackles, seven passes defended and five interceptions as a cornerback his senior season. He lettered three times in football, twice in track and once in basketball while winning the conference 400-meters and running on the 4x400 relay team.

HAWTHORNE'S COWBOYS TOTALS

Year	Solo	Tackles Ast.	Tot.	Sacks	Tkl/ Loss	QB Press.	Passes Def.	For. Fum.	Special Teams Solo	Ast.	Tot.
1999	20	7	27	0.0 (0)	0(0)	0	7	0	3	4	7

Year	No.	Int.	Yds.	Avg.	Long	TD
1999	3	-2	-0.7		0	0

Single Game Bests
Tackles – 5 @ New Orleans, 12/24/99
Passes Defended – 3 @ Arizona, 11/21/99



Dale Hellestrae

Guard/Center

6'5" ★ 291 ★ 7/11/62

Southern Methodist

Trade (Raiders) '90

NFL: 16th Year ★ Cowboys: 11th Year



GAMES/STARTS (regular season, playoffs): 1985 (4/0-Buff), 1986 (8/0-Buff), 1987 (IR-Buff), 1988 (16/2, 2/2-Buff), 1989 (IR-Raid), 1990 (16/0), 1991 (16/0, 2/0), 1992 (16/0, 3/0), 1993 (16/0, 3/0), 1994 (16/0, 2/0), 1995 (16/0, 3/0), 1996 (16/0, 2/0), 1997 (16/0), 1998 (16/0, 1/0), 1999 (16/0, 1/0). Total - 188/2, 19/3 (Dallas 160/0, 17/0).



PRO: Dale Hellestrae (HELL-u-stray) has been a pillar of consistency for the Dallas Cowboys over the last 10 years. Since being traded for in August of 1990, he has been flawless as the Cowboys deep snapper. Since his arrival, Dallas has not had a snap fumbled in 697 punt snaps and has allowed only one blocked punt during that span. That block, at Kansas City on Dec. 13, 1998, snapped a string of 611 consecutive punt snaps without the Cowboys surrendering a blocked kick. Dallas also has not fumbled a snap in 367 consecutive field goal attempts (regular and postseason). Over the last two seasons, Hellestrae has recorded 19 special team tackles, the most by any Dallas offensive player and the seventh most overall in that time. While leading the Cowboys to record setting performances punting and kicking the football over the past decade, Hellestrae has also provided Dallas with a reliable back-up center and guard who has played in 177 consecutive games (including postseason) for the Cowboys. With 160 consecutive regular season games played, he can move into second on the Cowboys all-time consecutive games played list by participating in the Cowboys first nine games of the season.

1999: Hellestrae again showed his dependability, helping punter Toby Gowin finish the year ranked second in the NFC, seventh in the NFL, with a 43.2 yard average while placing 24-of-81 punts (29.6%) inside the opponent's 20-yard line. Hellestrae delivered 153 regular season snaps without a fumble on Dallas punts, field goals and extra point attempts. He had his most productive season covering punts for Dallas, finishing sixth on the team with a career-high 10 special team tackles. He posted a season-high three special teams stops at the N.Y. Giants (10/18). He fractured a finger on punt coverage at Minnesota (11/8) but continued to play and then recorded two special team tackles at Arizona (11/21). He posted another tackle against Philadelphia (12/12) as the Eagles started eight-of-10 drives following punts or kickoffs at or inside their own 20.

1998: Hellestrae delivered 154 snaps without a fumble on Dallas punts, field goals and extra point attempts. He also enjoyed one of his finest seasons in punt coverage by registering nine special team tackles. The Cowboys string of 611 straight regular season punting attempts without a blocked kick was snapped in the second quarter of the loss to Kansas City (12/13). The snap from Hellestrae on that play, however, was not a factor in the mishap. The Cowboys finished the season ranked third in the NFL in punt coverage, limiting their opponents to just 6.2 yards-per-return. In addition, Gowin's 43.4 yard net punting average was the third best in club history.

1997: Hellestrae was again at the center of record setting performances by the Dallas special teams. First-year kicker Richie Cunningham connected on a club record 34 field goals, helping him finish second among all NFL players with 126 points. Cunningham connected on 91.9% (34-of-37) of his field goal attempts, the second highest percentage in the NFL and in team history. Rookie punter Gowin averaged 41.8 yards on a team record 86 punts, and he placed 30.2% (26-of-86) inside the opponent's 20 yard line, fourth best in the NFC. Following his precision punt snapping, Hellestrae got down field to register a special teams tackle against Philadelphia (9/15), at Philadelphia (10/26), against Arizona (11/9), against Washington (11/16) and at Green Bay (11/23).

1996: Hellestrae's precise deep snapping led to exceptional kicking game performances in 1996. Chris Boniol broke his own team record by connecting on 27 consecutive field goal attempts while making 32-of-36 (88.9%), the second highest percentage in the NFL. Boniol's 32 field goals set a then Cowboys record for field goals made in a season, helping him finish fifth in the NFL in scoring with 120 points. Punter John Jett established a career-high by averaging 42.6 yards-per-punt, and he finished sixth in the NFC by landing 29.7% (22-of-74) of his punts inside the 20 yard line.

1995: Hellestrae led the Cowboys special teams to record performances in 1995. Boniol established a Dallas team record by connecting on 96.4% (27-of-28) of his field goal attempts, including 25 consecutive. Boniol accounted for 127 points, the most points ever by a Cowboys kicker, and ranked fifth in the NFL (among all players) in scoring. Jett placed 17-of-53 punts (32.1%) inside the 20 yard-line, the third highest average in the NFC and eighth highest in the NFL. The only action Hellestrae saw with the offensive unit came in the fourth quarter against Philadelphia (11/6) at center. Hellestrae recorded a special teams tackle against San Francisco (11/12), Washington (12/3) and at Philadelphia (12/10) before tallying one special teams tackle in Super Bowl XXX against Pittsburgh (1/28/96).

1994: Hellestrae once again led the special teams units to lofty NFL rankings. Jett ranked sixth in the NFC with a 41.9 average, while rookie kicker Boniol finished the year ranked fourth in the NFC, seventh in the NFL, (among all players) with 114 points. Hellestrae saw fourth quarter action at center against Arizona (10/9) and took over at center in the third quarter against Philadelphia (10/16). He filled in at left and right guard, in short yardage situations, after injuries hobbled Nate Newton and Derek Kennard against the N.Y. Giants (11/7). He also took over at left guard for Newton for a couple of plays against Washington (11/20). Hellestrae added five special team tackles to lead all non-defensive players.

1993: The Dallas special teams units were among the NFL's elite in a number of categories in 1993 as Jett finished third in the NFC in net punting (37.7), kicker Eddie Murray connected on 28 field goals in only 14 games and Joe Avezzano was named 1993 Special Teams Coach of the Year by the NFL's special teams coaches. At the center of all these great performances was Hellestrae, the Cowboys deep snapper. Hellestrae ended the season with seven special team tackles to lead all non-defensive players.

1992: With Hellestrae at center, the Cowboys special teams flourished. Kicker Lin Elliott had the most points (119) by a NFL rookie in seven years, and punter Mike Saxon extended his regular-season string of consecutive punts without a block to 204. Hellestrae saw his only duty with the offensive unit when he played right guard against Chicago (12/27).



1991: He saw considerable action at center against Atlanta (12/22) when Stepnoski was injured in the first half, playing an important role in Dallas' 31-27 come-from-behind victory.

1990: Hellestrae was acquired from the L.A. Raiders on Aug. 20 for the Cowboys seventh round draft choice in 1991. Hellestrae, who has played every position on the offensive line during his pro career, backed up at both guard and center, while also deep snapping.

1989: He signed as a Plan B free agent with the Raiders after four seasons with Buffalo but spent 1989 on injured reserve after breaking his leg in training camp.

1988: Hellestrae had his most productive year in 1988 when he started at right guard in the final two games of the season and in the Bills' two playoff games, including the AFC Championship Game against Cincinnati.

1987: Hellestrae missed the 1987 season after being placed on injured reserve with a hip injury.

1986: He played in the first two games before a broken wrist kept him out the next eight games.

1985: Drafted in the fourth round (112th overall) by Buffalo, Hellestrae missed the final 12 games of his rookie year with a broken thumb.

COLLEGE: A four-year letterman and two-year starter for Southern Methodist University, Hellestrae earned All-Southwest Conference honors as a senior in 1984. The Mustangs tallied a 45-5-1 record during his stint there and participated in the Cotton, Sun and Aloha Bowls. While at SMU, he played his college home games in Texas Stadium.

PERSONAL: Dale Robert Hellestrae was an all-state pick at Saguaro High School in Scottsdale, AZ. He spent one year at the Marine Military Academy in Harlingen, TX, after high school. Dale earned his degree in business administration from SMU and owns and operates a Cookie Bouquet franchise in Phoenix, AZ. In the springs of 1998, 1999 and 2000, Hellestrae served as color analyst for FOX Sports broadcasts of NFL Europe games. He has also hosted weekly radio shows in Dallas and Phoenix. He is active in raising money in the Phoenix area to support the Larry Hellestrae Memorial Scholarship Fund which assists college bound students in the name of Hellestrae's father who passed away in 1998. Dale and his wife Brooke have two daughters, Hillary (2/17/92) and Kendyll (2/7/95).

HELLESTRAE'S COWBOYS TOTALS

Special Teams Tackles

Regular Season: 1990 (0-3 - 3), 1991 (0-1 - 1), 1992 (4-2 - 6), 1993 (4-3 - 7), 1994 (4-1 - 5), 1995 (0-3 - 3), 1996 (0-2 - 2), 1997 (0-5 - 5), 1998 (3-6 - 9), 1999 (5-5 - 10). Totals 20-31 - 51.

Playoffs: 1992 (1-0 - 1), 1993 (2-0 - 2), 1995 (1-0 - 1). Totals 4-0 - 4.



Chad Hennings

Defensive Tackle

6'6" ★ 291 ★ 10/20/65

Air Force Academy

D11 for '88 (290th overall)

NFL: 9th Year ★ Cowboys: 9th Year



GAMES/STARTS (regular season, playoffs): 1992 (8/0, 3/0), 1993 (13/0, 2/0), 1994 (16/0, 2/0), 1995 (16/7, 3/0), 1996 (15/15, 2/2), 1997 (11/10), 1998 (16/16, 1/1), 1999 (16/16, 1/1). Total - 111/64, 14/4.

PRO: Since joining the Cowboys in 1992 after fulfilling his four years of required duty with the United States Air Force, Chad Hennings has become a stalwart on Dallas' defensive line. He has started 56 of his last 58 games at defensive tackle for the Cowboys, including the last 39 in a row, and he has responded with five straight seasons of at least 50 tackles. In 1999, Hennings enjoyed his finest season as a pro with a career-high 92 tackles and his highest sack total (five) since 1995. With this consistent play during his seven years in Dallas, the Cowboys defense has finished as one of the top three units in the league four times (first in 1992 and 1994; second in 1997; third in 1996) and has finished below 10th only once. As one of the Cowboys most diligent weight room workers, Hennings is also one of the strongest. His bench press (525 pounds) is exceptional in consideration of his body weight (295 pounds) and age (34 years as training camp begins). This level of commitment and performance are two of the primary reasons the Cowboys were willing to wait four years for Hennings' services after selecting him in the 11th round of the 1988 NFL Draft.

1999: Hennings turned in his finest NFL season at age 33 by leading all defensive linemen in tackles with a career-high 92 (fifth best on the team). That tackle total exceeded his previous single season high (56 in 1995) by 36, and he accounted for the most tackles by a Dallas defensive lineman since Tony Tolbert registered 99 in 1995. In addition, Hennings closed the year tied for second in sacks with five, marking the second highest sack figure of his career (5.5 in '95). He also recorded a career-high eight passes defended to go along with 11 quarterback pressures and a forced fumble. Hennings' season got off to a fast start as he led all Dallas defensive linemen with six tackles in the season opening win at Washington (9/12). The following week, in a



Monday night win against Atlanta (9/20), he led the team with a career-high tying two sacks. He also added five tackles and forced a fumble that Alonzo Spellman recovered to set up a Dallas touchdown in the third quarter. It was his first two-sack game since Super Bowl XXX against Pittsburgh (1/28/96). Two weeks later, against Arizona (10/3), Hennings led the team with seven tackles and helped limit the Cardinals to 208 total yards. In the Cowboys loss at Philadelphia (10/10), Hennings recorded five tackles, a sack and knocked down two passes as the defense limited the Eagles to 244 total yards of offense. It was the first time in his career that he had batted down more than one pass in a game. The following week at New York (10/18), he led all defensive linemen with eight tackles and collected his fourth sack of the season while helping limit the Giants to 228 total yards despite missing the fourth quarter after suffering a strained neck. In the win over Washington (10/24) at Texas Stadium, Hennings led the defense with a season-high nine tackles and a tackle for a loss as the Cowboys limited the NFL's top ranked offense to 272 total yards, including just 61 rushing yards. In Dallas' 27-13 win over Green Bay (11/14), Hennings recorded four tackles, his fifth sack of the season, a quarterback pressure and a pass defended while helping limit the Packers to 40 yards rushing, including 31 yards on 15 attempts (2.1 avg.) by Dorsey Levens. In the Thanksgiving Day win over Miami (11/25), he led all defensive linemen and was fifth on the team with six tackles. His effort helped limit the Dolphins to 69 yards rushing and 275 total yards in the shutout victory (20-0). In the win over Philadelphia (12/12) Hennings recorded six tackles and led the team with two passes defended as the Eagles were limited to 233 total yards. The following week, in the loss to the N.Y. Jets (12/19), he led all defensive linemen and was tied for second on the team with a season-high tying nine tackles. He also added two quarterback pressures. In the playoff clinching victory to close the season against the N.Y. Giants (1/2/00), Hennings helped limit the Giants to 74 rushing yards while recording four tackles and tying for the team lead with three quarterback pressures. He went on to close his finest season as a pro by posting a career-high postseason tackle total of 10 against Minnesota (1/9/00). He also added a sack to bring his career playoff total to 4.5.

1998: With a shift in defensive philosophy, Hennings made a smooth transition from the traditional defensive tackle position to nose tackle in 1998. He responded by finishing third among defensive linemen with 55 tackles. He also added 13 quarterback pressures, five passes defended, two tackles for losses, a sack, a fumble recovery and a blocked extra point. In the season opener against Arizona (9/6), he registered three tackles and two pressures in helping limit the Cardinals to 45 rushing yards and 205 total yards. His playing time was limited at Denver (9/13) after suffering a sprained left knee and right ankle during the game, but he rebounded the next week at the N.Y. Giants (9/21) to record three tackles and his only sack of the season. He led all defensive linemen with six tackles against Oakland (9/27). While helping limit Carolina (10/11) to 37 rushing yards on 21 carries (1.8 avg.), he registered two tackles and blocked the Panthers final PAT to help preserve a 27-20 win. It was Hennings' first career blocked extra point and the first blocked PAT by a Cowboy since Jim Jeffcoat blocked one at the N.Y. Giants on Dec. 16, 1989. At Chicago (10/18), Hennings recorded a season-high seven tackles as the Dallas defense limited the Bears to 2.5 yards-per-rushing attempt. At Philadelphia (11/2), he helped limit the Eagles to 200 yards of total offense with four tackles. He registered two tackles and a team-high three pressures at Arizona (11/15) to help limit the Cardinals to 32 rushing yards on 21 attempts (1.5 avg.). Hennings had six tackles at New Orleans (12/6) and a season-high tying seven tackles at Kansas City (12/13). Against Philadelphia (12/20), he logged six tackles, two pressures and a pass defended. In the season finale against Washington (12/27), Hennings recovered a first quarter fumble at the Dallas 12-yard line to end a Redskins drive and finished the day with two tackles, helping limit the Redskins to 80 yards rushing. He tallied four stops in the wild card playoff game against Arizona (1/2/99).

1997: Despite missing over five games due to a groin injury, Hennings still finished the year second among defensive linemen with 51 tackles, while finishing third on the team in sacks (4.5) and tying for fifth in quarterback pressures (six). He opened the season with three tackles and a sack at Pittsburgh (8/31) while helping limit the Steelers to 174 yards of total offense. The next week at Arizona (9/7), he returned a fumble four yards for his first career touchdown. He saw limited first quarter action against Philadelphia (9/15) before re-aggravating a strained groin suffered during practice. Because of his groin injury, he was inactive against Chicago (9/28), saw limited action at the N.Y. Giants (10/5) and was inactive at Washington (10/13), against Jacksonville (10/19), at Philadelphia (10/26) and at San Francisco (11/2). He returned to the starting line-up against Arizona (11/9) and recorded three tackles to help limit the Cardinals to 50 rushing yards on 19 carries. Hennings registered half a sack and three tackles against Washington (11/16) before totaling eight tackles and a sack at Green Bay (11/23). Against Tennessee (11/27) on Thanksgiving Day, he led all defensive linemen with 10 tackles. Hennings totaled seven stops against Carolina (12/8) and four tackles at Cincinnati (12/14). He recorded a career-high 11 tackles in the season finale against the N.Y. Giants (12/21) while adding 1.5 sacks.

1996: Hennings stepped into the starting lineup at left tackle and recorded career-highs with 30 quarterback pressures and five tackles for losses. He tied for second on the team with 4.5 sacks while recording 51 tackles, two passes defended, two forced fumbles, a fumble recovery and a blocked kick. Hennings recorded a season-high seven tackles at Chicago (9/2) before registering six stops against the N.Y. Giants (9/8) while helping limit them to 105 yards of total offense. Against Indianapolis (9/15), he had a team-high four pressures while adding four tackles. He tallied five tackles and a tackle for a loss at Buffalo (9/22) and then recorded three tackles and 1.5 sacks at Philadelphia (9/30). Hennings recorded a career-high five quarterback pressures against



Arizona (10/13). Against Green Bay (11/18), he recorded three tackles, a sack, a tackle for a loss, a quarterback pressure and a forced fumble. Hennings blocked his first career field goal attempt against Washington (11/28) while leading the team with four pressures. At Arizona (12/8), he recorded five tackles, a sack, a forced fumble, a batted pass and two pressures. He totaled four tackles and a fumble recovery against New England (12/15) before being inactive for the season finale at Washington (12/22) to rest ailing elbows. Hennings tallied three tackles against Minnesota (12/28) in a wild card playoff game before registering three tackles in the divisional playoff game at Carolina (1/5/97). Following the season, Hennings had surgery to remove loose bodies from both elbows.

1995: As a part of the Cowboys three tackle rotation, Hennings recorded a then career-high 56 tackles while tying for second on the team in sacks with 5.5. He also finished third on the team in quarterback pressures (22). Against Denver (9/10), he deflected a second quarter John Elway pass that was intercepted, and he recovered a fourth quarter fumble. Hennings totaled a season-high four quarterback pressures against Green Bay (10/8), two weeks before logging five tackles at Atlanta (10/29). He recorded six stops in his first career start the next week against Philadelphia (11/6). Hennings registered a season-high nine tackles and 1.5 sacks while starting at right tackle at Philadelphia (12/10). He started at right tackle against the N.Y. Giants (12/17) and recorded four stops, a sack and three quarterback pressures. He started at left tackle at Arizona (12/25) and contributed four tackles while helping limit the Cardinals to 63 yards rushing. Hennings recorded his first career postseason sack, to go with three tackles and two quarterback pressures, against Philadelphia (1/7/96). He recorded two tackles and two sacks against Pittsburgh in Super Bowl XXX (1/28/96).

1994: Hennings took advantage of the extra playing time created by free agency departures to set a career-high with 7.5 sacks while adding 27 quarterback pressures. His 7.5 sacks, second on the team, were the most sacks by a Dallas defensive tackle since Danny Noonan recorded 7.5 in 1988. Hennings received a game ball in the season opener when he recorded three tackles, three quarterback pressures and his first NFL sack at Pittsburgh (9/4). Against Philadelphia (10/16), he received another game ball for his two sack, two tackle, three quarterback pressure performance. He also added his first NFL fumble recovery against the Eagles. Hennings received his third game ball of the season against the N.Y. Giants (11/7) when he recorded four tackles, 1.5 sacks, three quarterback pressures and his first career forced fumble. He tied for the team lead with a season-high four quarterback pressures against Washington (11/20).

1993: Hennings saw action in 13 games and finished with 17 tackles and five quarterback pressures. He had two tackles against Green Bay (10/3) and saw considerable action at right tackle in third down passing situations at Philadelphia (10/31). The next week against the N.Y. Giants (11/7), Hennings played almost half of the defensive snaps at right tackle, recording three tackles and three quarterback pressures. He registered three stops while playing left tackle in passing situations against Phoenix (11/14) and recorded two tackles in a relief role at left tackle against Philadelphia (12/6). In Super Bowl XXVIII against Buffalo (1/30/94), Hennings recorded a tackle, two quarterback pressures and a pass defended.

1992: Hennings, who had been away from football while serving a four-year Air Force commitment, made his return to the game in 1992. He was de-activated for the first five games and was in uniform for Kansas City (10/18), but did not play. Following his de-activation for the Raiders (10/25) and Philadelphia (11/1) contests, Hennings requested, and was granted, an opportunity to play on special teams. He tied for the team lead in special team tackles and played some at defensive tackle against Detroit (11/18). He appeared some at defensive end against the Cardinals (11/22), N.Y. Giants (11/26), Eagles (11/30/93) and Bills (1/31/93).

COLLEGE: The 1987 All-America and Outland Trophy winner at the Air Force Academy, Hennings set a Western Athletic Conference record with 24 sacks to earn WAC Defensive Player of the Year honors. As a senior against Wyoming in the season opener, he had seven tackles, three sacks, one fumble recovery and three batted passes, including one that was intercepted.

PERSONAL: As a pilot of the A-10 tankbuster (also known as the 'Warthog'), Hennings was stationed in London the two years preceding his arrival in Dallas. In the final days of the Gulf War, he escorted the planes that dropped supplies to the Kurds in northern Iraq and southern Turkey as part of 'Operation Provide Comfort.' He underwent pilot training at Sheppard Air Force Base in Wichita Falls, TX, approximately 100 miles northwest of Dallas and the home of Dallas Cowboys summer training camp. He is currently a Captain in the active reserves, serving as a Liaison Officer for the Air Force Academy. He is a native of Elberon, IA (pop. 150), where he grew up on a 900-acre farm. He was a two-time, all-state football player and state-champion wrestler at Brenton Community High School. A former member of the 4-H Club and Future Farmers of America, Hennings earned his degree in management at the Air Force Academy. In May of 1996, Hennings was a member of the first class inducted into the Independence Bowl Hall of Honor. In April of 1999, he was inducted into the GTE Academic All-America Hall of Fame, which honors former student-athletes for their professional achievements and community service work. Since 1996, Chad has served on the Board of Directors for Happy Hill Farm and on the Advisory Board for the Arthritis Foundation - National and Dallas Chapter. In addition, he is also very active in promoting public awareness of the Fellowship of Christian Athletes, having served on their Board of Directors since 1998. He and his wife Tammy have a son, Chase, and a daughter, Brenna.



HENNINGS' COWBOYS TOTALS

Year	Solo	Tackles Ast.	Tot.	Sacks	QB Press.	Tkl/ Loss	Passes Def.	For. Fum.	Blk. Kicks
1992	1	1	2	0.0 (0)	0	0	0	0	0
1993	6	11	17	0.0 (0)	5	0	0	0	0
1994	25	10	35	7.5 (-49)	27	3(-6)	1	1	0
1995	34	22	56	5.5 (-39)	22	1(-1)	2	0	0
1996	31	20	51	4.5 (-27)	30	5(-14)	2	2	1
1997	24	27	51	4.5 (-16)	6	2(-6)	1	0	0
1998	32	23	55	1.0 (-9)	13	2(-3)	5	0	1
1999	50	42	92	5.0 (-13)	11	2(-2)	8	1	0
Totals	203	156	359	28.0 (-153)	114	15(-32)	19	4	2

Playoffs

1992	0	0	0	0.0	1	0	0	0	0
1993	0	1	1	0.0	4	0	1	0	0
1994	2	2	4	0.0	3	0	0	0	0
1995	4	2	6	3.5 (-23)	7	0	0	0	0
1996	4	2	6	0.0	1	0	1	0	0
1998	4	3	7	0.0	0	0	0	0	0
1999	7	3	10	1.0 (-9)	0	0	0	0	0
Totals	21	10	31	4.5 (-32)	16	0	2	0	0

Opponents' Fumbles Recovered


Year	No.	Yds.	Avg.	Long	TD
1994	1	0	0.0	0	0
1995	1	0	0.0	0	0
1996	1	0	0.0	0	0
1997	1	4	4.0	4t	1
1998	1	0	0.0	0	0
Totals	5	4	0.8	4t	1

Additional Statistics

Special Teams Tackles: 1992 (7-3 - 10)
Kickoff Returns: 1993 (1 ret., 7 yds.)

Single Game Bests

Total Tackles - 11 vs. N.Y. Giants, 12/21/97
playoffs - 10 @ Minnesota, 1/9/00
Solo Tackles - 7 vs. N.Y. Giants, 12/21/97
and @ Chicago, 10/18/98
playoffs - 7 @ Minnesota, 1/9/00
Assists - 6 vs. Tennessee, 11/27/97 and
vs. Arizona, 10/3/99
QB Pressures - 5 vs. Arizona, 10/13/96
playoffs - 4 vs. Pittsburgh, 1/28/96
Sacks - 2 vs. Philadelphia, 10/16/94 and
vs. Atlanta, 9/20/99
playoffs - 2 vs. Pittsburgh, 1/28/96
Passes Defended - 3 vs. N.Y. Giants, 1/2/00



Tony Hutson

Tackle/Guard

6'3" ★ 317 ★ 3/13/74

N.E. Oklahoma State

FA for '96

NFL: 4th Year ★ Cowboys: 4th Year



GAMES/STARTS (regular season, playoffs): 1996 (PS, 0/0), 1997 (5/1), 1998 (10/1, 1/0), 1999 (2/2, 1R). Total - 17/4, 1/0.

PRO: Through hard work and perseverance, Tony Hutson has reached the point where he has become a valuable and versatile member of the Cowboys offensive line after starting his professional career as a long-shot free agent. With the ability to play guard or tackle, Hutson has surfaced as a quality reserve, and his level of play has developed to the point where he has performed very well when called on to start. Once again, he will enter the 2000 season as one of the top back-ups after overcoming season-ending knee surgery in 1999. That is a long way from where Hutson was just prior to the NFL Draft in 1996 when he had a benign tumor removed from his lung, a condition that prevented him from being drafted. He signed as a free agent with the Cowboys, and his dedication and work ethic gave him the chance to compete for a roster spot as a rookie. Overcoming this serious roadblock to start his career, Hutson won himself a roster spot midway through the 1997 season. With his natural strength and outstanding foot quickness, the Dallas coaching staff believes Hutson possesses all the tools to be a solid player in the NFL.

1999: Slowed by a sprained medial collateral ligament in his right knee two days into training camp, Hutson did not return to practice until Aug. 18, in time to see action in the final two preseason games. After being deactivated for the season opener, Hutson earned his third career start the following week against Atlanta (9/20), filling in at right tackle for Erik Williams who suffered a strained quad in pregame warm-ups. Hutson went on to help Emmitt Smith (109 yards) become just the third player in last 29 games to rush for over 100 yards against the Falcons. With Williams still nursing his strained quad, Hutson took his spot at right tackle against Arizona (10/3). Disaster struck at the end of the third quarter when he suffered a torn anterior cruciate ligament in his right knee. Hutson was placed on reserve/injured Oct. 5 and underwent surgery to repair the ACL on Oct. 12.

1998: Hutson was a game day deactivation for the first five weeks of the season before seeing action as the second tight end in short yardage situations against Carolina (10/11). He fulfilled that role in subsequent weeks before earning his second career start against the N.Y. Giants (11/8). Hutson stepped in for the injured Williams (sprained left foot) at right tackle and his blocking helped Smith rush for a season-high 163 yards on 29 carries (5.6 yard average) and break Tony Dorsett club-record for career rushing yards (12,036). The Dallas offensive line also allowed no sacks of




Troy Aikman that day while facing a Giants defense that led the NFL in sacks in 1998. The following week at Arizona (11/15), Hutson stepped into the lineup late in the first quarter when Erik Williams suffered a sprained left knee and remained in the game until late in the second quarter when Williams returned. Later in the year, at Kansas City (12/13), Hutson saw action at guard when Nate Newton suffered a sprained ankle.

1997: Hutson re-signed with Dallas on March 24, but he then suffered a ligament injury in his right wrist during offseason workouts. The injury required surgery on June 5 and forced him to miss most of training camp, limiting his action to the final two preseason games. He was released on Aug. 24 and then re-signed to the practice squad Aug. 26, where he worked until being moved to the active roster on Nov. 4. He saw his first NFL action at right tackle for Williams for three plays against Arizona (11/9) when Williams was forced to get his sprained right ankle re-taped. The next week against Washington (11/16), Hutson, playing in just his second NFL game, earned his first career start, replacing Williams, who was still bothered by the sprained right ankle, at right tackle. Hutson was part of a unit that allowed just one sack in 46 pass plays as Dallas posted a 17-14 come-from-behind win over the Redskins. With Williams' return to action the following week, Hutson did not play at Green Bay (11/23). He did get back on the field at right tackle against Carolina (12/8) when Williams suffered strained ribs. After sitting out the Cincinnati (12/14) game, Hutson saw second half action at left guard against the N.Y. Giants (12/21).

1996: Hutson spent the entire regular season as a member of the Cowboys practice squad. He benefited from daily competition with Leon Lett, Chad Hennings and the rest of the Dallas defensive front. The year in training served as an excellent opportunity for Hutson, who was making the transition from small college football to the NFL. He was added to the Cowboys active roster for the divisional playoff game at Carolina (1/5/97) but he was deactivated for the game.

COLLEGE: As a senior at Northeastern Oklahoma State, Hutson was a NAIA All-America and an All-Oklahoma Intercollegiate Conference first-team choice. He was a key factor in the team averaging 203.2 rushing yards-per-game in 1995. Hutson also earned NAIA All-America and all-conference honors as a junior when the Redmen rolled up an average of 214 rushing yards-per-game. Prior to attending Northeastern Oklahoma, Hutson was a two-time all conference selection at Kilgore, TX, Junior College in 1992 and 1993.

PERSONAL: Hutson was an all-state, All-Greater Houston and all-district selection at MacArthur High School in Houston, TX. Since joining the Cowboys, Hutson has participated in the offensive line's support of The RISE School in Dallas with the "First Downs for Down Syndrome" project.



Raghib Ismail

Wide Receiver

5'11" ★ 190 ★ 11/18/69

Notre Dame

UFA(Carolina) for '99

NFL: 8th Year ★ Cowboys: 2nd Year



GAMES/STARTS (regular season/postseason): 1993 (13/0, 1/0-Raid.), 1994 (16/0-Raid.), 1995 (16/15-Raid.), 1996 (13/5, 2/0-Car.), 1997 (13/2-Car.), 1998 (16/15-Car.), 1999 (16/14, 1/1). Total - 103/51, 4/1 (Dallas 16/14, 1/1).

PRO: One of the most recognized names in the recent history of college football, Raghib "Rocket" Ismail (Rah-GIBB ISS-my-ell) joined the Cowboys in 1999 and immediately put on display the game breaking ability that earned him his appropriate nickname. After posting back-to-back career best seasons with the Carolina Panthers in 1997 and 1998, Ismail disappointed no one in producing his finest season as a pro in his first year as a Dallas Cowboy. Signed as an unrestricted free agent on April 15, 1998, he immediately filled a void at speed receiver for the Dallas offense. The future prospect of Ismail joining Joey Galloway offers what should be the fastest tandem of starting receivers in the NFL. Since coming into his own with Carolina in 1997, he has posted career-high figures for receptions and yardage in each of the past three seasons: 36 receptions for 419 yards in 1997, 69 for 1,024 in 1998 and 80 for 1,097 in his first year with Dallas. Not only a big-play threat, he has developed into a consistent performer over the past three seasons, and currently has a streak of 45 consecutive games with a reception. Armed with ability as both a rusher and a receiver, his explosiveness forces defenses to account for him while his speed has added a vertical dimension to the Cowboys passing game. With six-time Pro Bowl quarterback Troy Aikman delivering the ball, Ismail strikes fear in opposing secondaries with his ability to go the distance from any spot on the field.

1999: In the spring of 1999, Ismail joined the Dallas Cowboys as the biggest name free agent signing since Deion Sanders in 1995. He finished the year as the team's leader in receptions and yardage with career-best totals of 80 catches for 1,097 yards. In compiling those numbers, he became the first person other than Michael Irvin to lead the team in receiving since Kelvin Martin in 1990. In addition to his receiving milestones, Ismail also had career-highs in rushing with 13 carries for 110 yards. He led, or tied for the team lead, in receptions in 13-of-17 games, including eight



consecutive games at one point, tying Michael Irvin's club record. He was also second on the team with six touchdown receptions, trailing only David LaFleur (seven). He also had three 100-yard receiving games in the regular season (and a fourth in the postseason) after recording six in his first six seasons in the NFL. Ismail recorded three of the four longest pass plays by Dallas receivers with touchdown catches of 76, 65 and 63-yards. After hauling in at least one reception in every game, he extended his string of consecutive games with at least one reception to 45. Ismail closed the year tied for eighth in the NFC, 12th in the NFL, in receptions (80), was eleventh in the NFC, 17th in the NFL, in receiving yards (1,097) and he also tied for seventh in the NFC, 12th in the NFL, with 25 receptions on third down, 12 of which gave Dallas a first down – leading the team in third down conversion receptions. In his first game as a Dallas Cowboy, Ismail provided the game-winning 76-yard touchdown reception in overtime to stun an opening day crowd at Washington (9/12). The touchdown reception from Troy Aikman capped a Dallas comeback that saw the Cowboys erase a 35-14 fourth quarter deficit and was a career-long catch for Ismail. The game winning score marked the second longest overtime touchdown pass and the fifth longest overtime scoring play in NFL history. Ismail led the team with career-highs of eight receptions and 149 yards while adding a 15-yard run on an end around against the Redskins. The following week against Atlanta (9/20), he hauled in a game-long 38-yard reception in the first quarter on third-and-13 to set up an Emmitt Smith touchdown run. Ismail suffered a sprained left shoulder on the play, but he returned to action in the second half. In the Cowboys 35-7 win over Arizona (10/3), Ismail recorded his second 100-yard receiving game of the season with four receptions for 101 yards, including a 63-yard touchdown catch. He also had two carries on end arounds, good for 14 yards, including a 12-yarder. In the Cowboys first loss of the season, at Philadelphia (10/10), he led the team with seven receptions for 88 yards, including a game-long 25-yard catch. He also picked up a first down with a 17-yard run on an end around. In a Monday night loss at the N.Y. Giants (10/18) three of Ismail's four catches gave Dallas a first down, including two on third down. He ended the night with 74 yards on four catches. In Dallas' 38-20 win over Washington (10/24), he once again led the team with six receptions for 76 yards, including a 13-yard touchdown catch on the game's opening possession. He also had a 19-yard run on an end around to convert a third down. In a Monday night loss at Minnesota (11/8), Ismail led the team with seven receptions for 63 yards, including a 24-yard grab. The following week against Green Bay (11/14), he scored on a 37-yard touchdown reception from Jason Garrett, while leading the team with six receptions for 86 yards. In the Thanksgiving Day win over Miami (11/25), Ismail provided the game breaking play with a 65-yard touchdown pass from Aikman that gave Dallas a 17-0 lead midway through the fourth quarter. He also had a 51-yard catch in the fourth quarter to finish the game with five receptions for 125 yards. All of his Thanksgiving Day heroics came after suffering a first quarter concussion that forced him to miss the entire second quarter. In the Cowboys' 13-6 loss at New England (12/5), Ismail tied his career-high total for receptions with eight for 58 yards. The following week against Philadelphia (12/12), Ismail tied for the team lead in catches with four for a game-high 52 yards, tying Michael Irvin's club record for leading or tying for the team lead in receptions for eight straight games. In Dallas' 22-21 loss to the N.Y. Jets (12/19), Ismail registered his first rushing touchdown since 1996 with a season-long 27-yard scamper for a score on an end around. The Jets went on to hold Ismail to just one reception, ending his club-record tying streak of eight consecutive games where he led or tied for team lead in receptions. His one catch against the Jets gave him a career best total of 70 receptions for the season while also putting him over the 1,000 yard receiving barrier for the year. In the playoff clinching win over the N.Y. Giants (1/2/00), Ismail led the team with seven receptions for 62 yards, including his sixth touchdown catch of the season. He capped his most productive career year by providing an outstanding performance in the Cowboys wild card playoff loss at Minnesota (1/9/00), tying his career-best figure for receptions with eight while accounting for a career-high 163 yards (20.4 avg.). In the loss, Ismail posted catches of 45, 30, 25 and 24 yards, and seven of his eight catches gave Dallas a first down, including four on third down. His 163 yards was the second best receiving yardage total in Dallas postseason history, and the eight receptions tied for the fifth best total in the club's postseason history.

1998: Ismail was the Panthers leading receiver with 69 catches for 1,024 yards (14.8 average) and eight touchdowns. He also had three rushes for 42 yards. His totals established team single-season records for receptions and receiving yards, surpassing records previously held by Muhsin Muhammad (68 in 1998) and Mark Carrier (1,002 yards in 1995), while his eight touchdown catches ranked as the second-highest total in team history. Starting 15-of-16 games for Carolina, Ismail led the team in catches in seven games and tied for the lead in two others while posting three 100-yard receiving games. In the season opener against Atlanta (9/6), Ismail provided a glimpse of what the 1998 season would hold when he caught a team-high six passes for 119 yards, including a 56-yarder for a touchdown to close Carolina's deficit to 16-14. The next week at New Orleans (9/13), he moved into the starting lineup for the injured Rae Carruth (foot) and caught two passes for 12 yards. Against Green Bay (9/27), Ismail led the team with six catches for 71 yards, including a five-yard touchdown. He came back the next week to tie for team-high honors with six catches for 82 yards at Atlanta (10/4). Ismail put on a show when the Panthers traveled to Dallas (10/11), leading the team with six catches for 117 yards and two touchdowns, marking his second 100-yard receiving contest of the season. His two touchdowns, on receptions of 35 and 16 yards, matched his personal best for touchdowns in a game. Ismail caught five passes for 62 yards at Tampa Bay (10/18) and four for 49 yards against Buffalo (10/25). He also added his first carry of the season against the Bills, picking up one yard. With 45 yards receiving against New Orleans (11/1), Ismail surpassed his previous career-high for receiving yards in a season of 513 set in 1994 with Oakland.



He finished the day with two receptions, including a 33-yard catch. At San Francisco (11/8), Ismail posted what was then a single-game career-high seven catches for 83 yards, including a 20-yard touchdown reception. He then posted games with five catches for 50 yards against Miami (11/15) and a team-high six catches for 58 yards at St. Louis (11/22). His only catch at the N.Y. Jets (11/29) went for a team season-long 62 yards and set up the team's first touchdown. When the 49ers traveled to Carolina (12/6), Ismail put on a big-play performance, recording a 40-yard touchdown catch — his longest scoring play of the season — to bring the Panthers back into the game at 28-21 and a career-long 36-yard reverse that set up the game-tying touchdown. After injuring his knee in the fourth quarter after a one catch (16 yards), one carry (five yards) game against Washington (12/13), Ismail returned to the lineup with a team-high five catches for 42 yards against St. Louis (12/20). In the season finale at Indianapolis (12/27), Ismail led the team and matched his career-high with seven catches for 109 yards, including a five-yard touchdown that gave Carolina a 27-19 victory.

1997: Ismail recorded a then career-best 36 receptions in 13 games with two starts. He finished the season with 419 yards and two touchdowns in addition to four rushes for 32 yards. He began the season as a reserve, recording two receptions for 17 yards against Washington (8/31) and two for 25 at Atlanta (9/7), before logging two receptions for 21 yards and an 11-yard reverse in his first start of the season, at San Diego (9/14). Moving back into a reserve role, he posted one catch for 12 yards against Kansas City (9/21), four for 19 yards, including an eight-yard touchdown, against San Francisco (9/29), two for 21 yards at Minnesota (10/12) and one for seven at New Orleans (10/19). Ismail tallied two catches for 24 yards against Atlanta (10/26) and five receptions for 43 yards, including three third-down conversions, against Oakland (11/2). He had 12 yards on two receptions at Denver (11/9) and two for 23 yards at San Francisco (11/16). At St. Louis (11/23), Ismail recorded a 59-yard touchdown catch among five receptions for 93 yards before moving up with 102 yards on six receptions against New Orleans (11/30) in his second start of the year. Included in that Saints contest was a critical 36-yard reception on fourth down and an 18-yard reverse. He left the contest in the fourth quarter with a right SC joint sprain, however, and was inactive for the final three games of the season.

1996: Joining the Panthers via a trade with Oakland on Aug. 25 (for a 1997 fifth-round draft choice), Ismail displayed his big-play capability, notching a 35-yard touchdown on a reverse against the Giants (11/10) and totaling 108-yards at Atlanta (11/3). Ismail gained 214 yards on 12 receptions to lead the team in average yards per catch with 17.8, and posted 80 yards and a touchdown on eight rushes. Inactive with a left ankle sprain against Atlanta (9/1) and at New Orleans (9/8), Ismail saw his first action as a Panther against San Francisco (9/22), notching one catch for 12 yards. He played as a reserve at Jacksonville (9/29), posted no yards on a kickoff return reverse at Minnesota (10/6) and had a 17-yard run against St. Louis (10/13). He did not play against New Orleans (10/20), and saw substitute action without a reception at Philadelphia (10/27). He moved into the starting lineup at Atlanta (11/3) in a three-wideout set and posted 108 yards on five receptions. The following week against the Giants (11/10), he recorded one reception for 30 yards, and his 35-yard reverse for a touchdown notched the Panthers initial score. His 35-yard touchdown gallop was the longest rush from scrimmage by a Panther all season, and it was the longest touchdown run in the NFL by a wide receiver in 1996. At St. Louis (11/17), he started at wide receiver and ran a career-high three times for 24 yards, had one reception for nine yards and subbed at kick returner, collecting one return for 16 yards. At Houston (11/24), he started and posted one rush for minus-four yards and returned three kickoffs for 70 yards. Ismail gained seven yards on a reverse and returned one kickoff 14 yards in substitute action against Tampa Bay (12/1) before collecting two receptions for 40 yards and one rush for one yard as a starter at San Francisco (12/8). He was a reserve against Baltimore (12/15), with one catch for nine yards and started against Pittsburgh (12/22), collecting one reception for six yards. In substitute action in both Panthers play-off games, Ismail had one reverse for seven yards against Dallas (1/5/97) and a 24-yard reception at Green Bay (1/12/97) in the NFC Championship Game.

1995: Ismail played in all 16 games with 15 starts for the Oakland Raiders, leading the team in kickoff returns with 36 for 706 yards in addition to 28 catches for 491 yards and three touchdowns. He also rushed six times for 29 yards. He caught a season-high five passes for 71 yards at Washington (9/10) and posted a career-best 125 yards on three receptions, two for touchdowns, including a season-long 73-yarder against Indianapolis (10/22).

1994: Ismail played in all 16 games for the L.A. Raiders, ranking third on the team with 34 catches for 513 yards and five touchdowns. He was the Raiders leading kickoff returner with 43 returns for 923 yards in addition to four rushes for 31 yards. He caught a season-high six passes for 77 yards against Seattle (9/11) and caught two touchdowns at San Diego (12/5).

1993: In his first NFL season, Ismail led the AFC in kickoff returns with a 24.2-yard average on 25 attempts for 605 yards, including a 66-yard return at Cincinnati (11/28), the longest return in the AFC all season. He was fifth on the team in receiving yards with 353 on 26 receptions. His first NFL touchdown came at Kansas City (10/3), a 43-yard reception among four catches for 75 yards. Ismail signed with the Raiders on August 30 after two seasons with the CFL's Toronto Argonauts.

1992: In his second season in the CFL, Ismail posted his second all-star performance for the Toronto Argonauts, placing first in the league in kickoff returns with 1,139 yards on 43 returns (26.5 avg.). He ranked second in the CFL with 2,767 total yards, including 36 receptions for 651 yards and four touchdowns and 154 yards and three touchdowns on 34 rushing attempts. He also had 614 yards on 59 punt returns (10.4 avg.).

1991: In his first season as a professional, Ismail earned all-star honors as a kick returner and All-CFL honors as a receiver after becoming just the second player in CFL history to post over



3,000 combined yards. He accumulated the total on: 64 receptions for 1,300 yards (20.3 avg.) and nine touchdowns; 36 rushing attempts for 271 yards (7.5 avg.) and three touchdowns; 48 punt returns for 602 yards (12.5 avg.) and one touchdown; and 31 kickoff returns for 786 yards (25.4 avg.). He posted a season-high 87-yard touchdown catch against Hamilton and had six 100-yard receiving efforts. Leading his team to the CFL Championship, Ismail scored in each of two post-season contests – on a 75-yard punt return in the conference final against Winnipeg and on an 87-yard kickoff return in the Grey Cup against Calgary en route to Championship Game MVP honors. Ismail was originally a 1991 fourth-round selection (100th overall) by the Los Angeles Raiders.

COLLEGE: One of the most recognized players in college football, Ismail was an All-America selection his sophomore and junior seasons at Notre Dame and finished second in the 1990 Heisman Trophy balloting following his junior year. During his college career, he averaged 15.3 yards from scrimmage, 27.6 yards on kickoff returns and 61.8 yards-per-touchdown play. His career average of 22.0 yards-per-reception set a school record while his five career kickoff returns for touchdowns ranked one shy of the NCAA record. He returned kickoffs for touchdowns of 89 and 92 yards against Michigan in 1989 as a sophomore and had two kickoff returns for touchdowns against Rice as a freshman to become the first player in NCAA history to return two kickoffs for touchdowns in two separate games. As a junior, Ismail ranked ninth in the nation, averaging 156.9 all-purpose yards and led the Irish with 32 receptions for 699 yards and two touchdowns in addition to ranking third in rushing with 537 yards and three touchdowns on 67 carries. He had two games with over 170 yards receiving in addition to crossing the 100-yard rushing mark in two contests. As a sophomore, Ismail averaged 135.7 all-purpose yards with 27 receptions for 535 yards and 478 rushing yards on 64 carries. He was named MVP of the Orange Bowl after rushing for 108 yards, including a 35-yard touchdown, against Colorado in a 21-6 win. As a freshman, Ismail was part of a Fighting Irish national championship team, leading the nation in kickoff return average with a 36.1-yard average on 12 returns with two touchdowns. Ismail was also a standout sprinter on the Notre Dame track team, winning the conference indoor title in the 55-meters in 1989 and placing second in the men's 200-meter outdoor event.

PERSONAL: Born Raghib Ramadian Ismail in Elizabeth, NJ, he was a graduate of Myers High School in Wilkes Barre, PA, where he played running back, defensive back and kick returner. He was a *Parade* High School All-America in football as a senior after rushing for 2,112 yards and accounting for 3,144 all-purpose yards and 33 touchdowns. He posted 25 touchdowns and 2,416 all-purpose yards as a junior. He also lettered three times in track, leading his team to two state titles as a sprinter and long jumper, winning individual state titles in the 100-meters, long jump and as anchor of the 400-meter relay team. He also won state titles in the long jump and the indoor 55-meters as a junior. He also lettered twice in basketball. Ismail's brother Qadry is also a NFL receiver. Ismail earned a degree in American Studies while at Notre Dame. Raghib and wife Melani have a son, Noe, and two daughters, Imani and Kianna.

ISMAIL'S NFL TOTALS

Year	Receiving				
	No.	Yds.	Avg.	Long	TD
1993 (Raid.)	26	353	13.6	43t	1
1994 (Raid.)	34	513	15.1	42	5
1995 (Raid.)	28	491	17.5	73t	3
1996 (Car.)	12	214	17.8	51	0
1997 (Car.)	36	419	11.6	59t	2
1998 (Car.)	69	1,024	14.8	62	8
1999	80	1,097	13.7	76t	6
Total	285	4,111	14.4	76t	25

Playoffs					
1993 (Raid.)	0	0	0.0	0	0
1996 (Car.)	1	24	24.0	24	0
1999	8	163	20.4	45	0
Total	9	187	20.8	45	0

100-Yard Receiving Games

Regular Season

- 149 @ Washington, 9/12/99 (8 rec.)
- 125 vs. Indianapolis, 10/22/95 (3 rec.)
- 125 vs. Miami, 11/25/99 (5 rec.)
- 119 vs. Atlanta, 9/6/95 (6 rec.)
- 117 @ Dallas, 10/11/98 (6 rec.)
- 109 @ Indianapolis, 12/27/98 (7 rec.)
- 108 @ Atlanta, 11/3/96 (5 rec.)
- 102 vs. New Orleans, 11/30/97 (6 rec.)
- 101 vs. Arizona, 10/3/99 (4 rec.)

Playoffs

- 163 @ Minnesota, 1/9/00 (8 rec.)

Year	Rushing				
	No.	Yds.	Avg.	Long	TD
1993 (Raid.)	4	-5	-1.3	10	0
1994 (Raid.)	4	31	7.8	13	0
1995 (Raid.)	6	29	4.8	13	0
1996 (Car.)	8	80	10.0	35t	1
1997 (Car.)	4	32	8.0	18	0
1998 (Car.)	3	42	14.0	36	0
1999	13	110	8.5	27t	1
Total	42	319	7.6	36	2

Year	Kickoff Returns				
	No.	Yds.	Avg.	Long	TD
1993 (Raid.)	25	605	24.2	43	0
1994 (Raid.)	43	923	21.4	51	0
1995 (Raid.)	36	706	19.6	43	0
1996 (Car.)	5	100	20.0	30	0
Total	109	2,334	21.4	51	0

Playoffs

1993 (Raid.)	3	51	17.0	33	0
1996 (Car.)	1	7	7.0	7	0
Totals	4	58	14.5	33	0

Single-Game Bests

- Receptions – 8 @ Washington, 9/12/99 and @ New England, 12/5/99
- playoffs – 8 @ Minnesota, 1/9/00
- Receiving Yards – 149 @ Washington, 9/12/99
- playoffs – 163 @ Minnesota, 1/9/00
- Long Reception – 76t @ Washington, 9/12/99
- playoffs – 45 @ Minnesota, 1/9/00

- Touchdowns – 2 three times, last vs. Dallas, 10/11/98
- Rushing Attempts – 3 at St. Louis, 11/17/96
- Long Rush – 36 vs. San Francisco, 12/6/98
- Kickoff Returns – 8 at Seattle, 12/17/95
- Kickoff Return Yards – 137 at Seattle, 12/17/95



Paul Justin

Quarterback

6'4" ★ 211 ★ 5/19/68

Arizona State

UFA(St. Louis) for '00

NFL: 6th Year ★ Cowboys: 1st Year



GAMES/STARTS (regular season, playoffs): 1995 (3/1 - Ind.), 1996 (8/2, 1/0 - Ind.), 1997 (8/4 - Ind.), 1998 (5/3 - Cin.), 1999 (10/0 - St.L.). Total - 34/10, 1/0.

PRO: When the Dallas Cowboys returned to the timing based offense that keyed the club's success during the early 1990s, they signed Paul Justin to serve as a backup quarterback. Justin played in a similar system with the St. Louis Rams in 1999, and he impressed coaches during the offseason with his arm strength and how quickly he picked up Dallas' new offense. He brings to Dallas not only knowledge of timing based offenses, but also five years on NFL experience.

1999: Justin was released by the Bengals on April 20 and signed with the Oakland Raiders. He went to training camp with Oakland but was traded to the St. Louis Rams on Aug. 29 for a seventh round choice in the 2000 draft. He saw action in 10 games for the Rams, closing the season nine-of-14 for 91 yards. He saw fourth quarter action against Atlanta (9/26), at Cincinnati (10/3), against San Francisco (10/10), at Atlanta (10/17) and against Cleveland (10/24), completing his only pass for 17 yards at Cincinnati and four-of-five passes for 25 yards against Cleveland. After not playing for four weeks, Justin saw playing time against New Orleans (11/28), at Carolina (12/5), at New Orleans (12/12), against the N.Y. Giants (12/19) and against Chicago (12/26). He completed his only pass for 12 yards at Carolina and went three-of-seven for 27 yards against Chicago. He did not see postseason action in the Rams run to the Super Bowl XXXIV title.

1998: Justin was traded from Indianapolis to the Cincinnati Bengals for a 1998 fifth-round draft choice on March 26, and he preceded to start three of the five games he played while throwing for 426 yards, three interceptions and one touchdown on 34-of-63 passing. He was inactive as the third quarterback for the first eight games before relieving Neil O'Donnell in the fourth quarter at Jacksonville (11/8) and leading the Bengals to their only touchdown of the day on seven-of-10 passing for 107 yards. Justin started against Baltimore (11/22), completing 18-of-32 passes for 202 yards and two interceptions. He started again against Jacksonville (11/29) but was replaced in the second quarter after going four-of-seven for 31 yards with one interception. He saw brief action at Pittsburgh (12/20), completing one-of-four passes for 12 yards before starting the season finale against Tampa Bay (12/27). He completed four of his 10 passes for 74 yards before having to leave the game in the second quarter with a sprained knuckle.

1997: Justin closed his third season with the Colts by completing 83-of-140 passes for 1,046 yards, five touchdowns and five interceptions, all career highs. He saw his first action in the season opener at Miami (8/31), completing eight-of-13 passes for 100 yards in a reserve role. He took over for the injured Jim Harbaugh late in the fourth quarter at Buffalo (9/21) and finished three-of-eight for 23 yards, one touchdown and an interception. Against the N.Y. Jets (10/5), he entered the game late in the second period and played the entire second half, completing 16-of-33 passes for 173 yards and two interceptions. In reserve duty against Buffalo (10/20), he finished five-of-six for 62 yards before starting at San Diego (10/26) and completing 20-of-39 passes for 243 yards, two touchdowns and two interceptions. He started the next week against Tampa Bay (11/2) but was forced from the game with a dislocated left middle finger on the second possession of the game. He was inactive against Cincinnati (11/9) because of the finger dislocation, but he returned to start against Green Bay (11/16). Justin led the Colts to a 41-38 victory over the Packers on 24-of-30 passing for 340 yards and a touchdown to earn AFC Offensive Player of the Week and Miller Lite NFL Player of the Week honors. His 24 completions and 340 yards set new single-game, career-highs, while his 80.0 completion percentage was the fourth highest in Colts history. He again started at Detroit (11/23) but was sidelined early in the second quarter after tearing the lateral collateral ligament in his left knee. He left after going six-of-eight for 61 yards and a touchdown. He was inactive at New England (11/30) due to the knee and placed on injured reserve on Dec. 5. The injury did not require surgery.

1996: Justin saw action in eight games for the Colts, completing 74-of-127 passes for 839 yards and two touchdowns. He saw his first action against Arizona (9/1) and went five-of-eight for 53 yards. He threw one incomplete pass against Miami (9/23) before taking over for an injured Harbaugh in the fourth quarter against New England (10/20). Justin completed 10-of-12 passes for 119 yards against the Patriots. He again saw fourth quarter action at Miami (11/10) and went 10-of-17 for 134 yards and a touchdown, his first career touchdown pass. He completed two-of-four passes for 33 yards against the N.Y. Jets (11/17) before taking over for Harbaugh in the third quarter at New England (11/24) and going 11-of-22 for 128 yards and a touchdown. He started the next week against Buffalo (12/1), completing 22-of-40 passes for 228 yards in leading Indianapolis to a 13-10 overtime victory. The next week against Philadelphia (12/5), Justin led the



Colts to a 23-3 lead on 14-of-23 passing for 144 yards before leaving the game with a sprained shoulder. He saw his first postseason action at Pittsburgh (12/29), connecting on his only pass for six yards in fourth quarter action.

1995: Justin spent the spring playing for the Frankfurt Galaxy of NFL Europe, where he was 172-of-278 for 2,394 yards, 17 touchdowns and 12 interceptions to earn league Offensive MVP honors. He led the Galaxy to the World Bowl title, completing 18-of-36 passes for 308 yards, three touchdowns and an interception in Frankfurt's victory over Amsterdam. He returned to Indianapolis as the Colts third quarterback, seeing action in three games with one start. Justin saw his first career NFL action against Buffalo (11/5) and went three-of-six for 51 yards and an interception before leaving the game with a bruised right shoulder. He started his first NFL game the next week at New Orleans (11/12) and completed 10-of-13 passes for 90 yards. He was seven-of-17 for 71 yards with an interception at Carolina (12/3) after replacing an injured Harbaugh for the club's final six possessions.

1994: He signed with the Indianapolis Colts on April 11 and was released Aug. 25. He then re-signed to the Colts practice squad Aug. 29, where he spent the entire season.

1993: Justin played for the Arizona Rattlers of the Arena Football League.

1992: He went to training camp with the Bears but was released Aug. 31 and spent the year out of football.

1991: Justin was drafted by the Chicago Bears in the seventh round (190th overall) in the NFL Draft. He was released Aug. 27 and re-signed to the Bears practice squad on Aug. 28, where he spent the entire season.

COLLEGE: Justin was a three-year starter for Arizona State, finishing his collegiate career with 5,761 yards, 34 touchdowns and 26 interceptions on 418-of-752 passing. He finished his senior campaign 131-of-252 for 1,876 yards, 10 touchdowns and 10 interceptions despite missing three games with a dislocated shoulder. He completed 183-of-314 passes for 2,591 yards, 17 touchdowns and 10 interceptions as a junior, earning *Sports Illustrated* National Offensive Player-of-the-Week honors following a 33-of-47 for 534 yards and four touchdown performance against Washington State. He started five-of-eight games as a sophomore, completing 84-of-150 passes for 1,063 yards, five touchdowns and two interceptions. Justin saw action in eight games as a red-shirt freshman in 1987, finishing 20-of-36 for 231 yards, two touchdowns and four interceptions.

PERSONAL: Paul Justin, a justice studies major, lettered in football, basketball and baseball at Schaumburg, IL, High School. He participated in the *Colts-Star/News* Gridiron Geography program while with Indianapolis.

JUSTIN'S NFL TOTALS

Year	Starting Record	Passing								Rating
		Att.	Comp.	Yards	Pct.	TD	Int.	Long	Sacks/Yards	
1995 (Ind.) ...	0-1	36	20	212	55.6	0	2	20	3/22	49.8
1996 (Ind.) ...	2-0	127	74	839	58.3	2	0	38	7/58	83.4
1997 (Ind.) ...	1-3	140	83	1,046	59.3	5	5	44	10/86	79.6
1998 (Cin.) ...	0-3	63	34	426	54.0	1	3	41	7/60	60.8
1999 (StL.) ...	0-0	14	9	91	64.3	0	0	27	1/3	82.7
Totals	3-7	380	220	2,614	57.9	8	10	44	28/229	75.0


Playoffs

1996 (Ind.) ...	0-0	1	1	6	100.0	0	0	6	1/6	91.7
-----------------	-----	---	---	---	-------	---	---	---	-----	------

Year	No.	Rushing			
		Yds.	Avg.	Long	TD
1995 (Ind.) ...	3	1	0.3	2	0
1996 (Ind.) ...	2	7	3.5	6	0
1997 (Ind.) ...	6	2	0.3	3	0
1998 (Cin.) ...	1	2	2.0	2	0
1999 (StL.) ...	5	-1	-0.2	3	0
Totals	17	11	1.5	6	0

Single-Game Bests

Passing Yards - 340 vs. Green Bay, 11/16/97
 Attempts - 40 vs. Buffalo, 12/1/96
 Completions - 24 vs. Green Bay, 11/16/97
 Touchdowns - 2 @ San Diego, 10/26/97
 Interceptions - 2 vs. N.Y. Jets, 10/5/97 and
 @ San Diego 10/26/97



Jason Kaiser

Safety

6'0" ★ 190 ★ 11/9/73

Culver-Stockton

FA for '99

NFL: 1st Year ★ Cowboys: 1st Year



GAMES/STARTS (regular season, playoffs): 1998 (1/0 - K.C.), 1999 (0/0, 1/0). Totals - 1/0, 1/0 (Dallas - 0/0, 1/0).

PRO: In an effort to provide depth to an injury depleted secondary late last season, the Dallas Cowboys signed Jason Kaiser off the Kansas City practice squad. Kaiser is an intelligent player that has speed and the ability to cover receivers, while also tough enough to stop the run, neces-



sities for a safety in Dallas' defensive scheme. His aggressiveness and the way he competes on every play have also impressed the Cowboys coaching staff. While only playing in two career NFL games, Kaiser played in the Canadian Football League for two years before spending a year and a half on NFL practice squads.

1999: Kaiser went to training camp with Kansas City but was released prior to the season. He was re-signed to the Chiefs practice squad, where he spent the first 15 weeks of the season. The Cowboys signed him off the Kansas City practice squad on Dec. 21, and he was inactive at New Orleans (12/24) and against the N.Y. Giants (1/2/00). He saw his first action for Dallas in the NFC Wild Card Playoff Game at Minnesota (1/9/00), posting one tackle playing in nickel defensive packages and one stop on special teams.

1998: Kaiser signed with the Denver Broncos as a free agent on April 21 and went to training camp before being released on Aug. 25. He was signed to the Kansas City Chiefs practice squad on Nov. 3, where he spent six weeks before being signed to the active roster on Dec. 17. He saw his first NFL action on special teams at the N.Y. Giants (12/20). He was de-activated at Oakland (12/26).

1997: Kaiser played in two games for the Hamilton Tiger-Cats of the CFL, producing three tackles.


1996: Playing for the Hamilton Tiger-Cats, Kaiser saw action in eight games and tallied 13 tackles and two interceptions. He also returned 10 punts for 81 yards and three kickoffs for 43 yards. In his CFL debut against Ottawa (6/28), he posted a defensive tackle, a special teams tackle and three punt returns for 24 yards. He recorded his first professional interceptions in his first career start against Calgary (8/16). He signed with the Tiger-Cats as a free agent on May 31.

COLLEGE: Kaiser played quarterback, cornerback and safety at Culver-Stocketon in Canton, MO, where he earned all-conference honors all four years. He was an NAIA All-America defensive back after posting 58 tackles, 16 passes defended and five interceptions as a senior. He also returned 17 kickoffs for 384 yards and 16 punts for 179 yards. Kaiser also spent four years playing for the Culver-Stocketon baseball team, earning NAIA All-America honors as a center fielder. The pre-med major also garnered GTE first-team Academic All-America accolades.

PERSONAL: Kaiser was a football standout at Highlands Ranch, CO, High School, lettering four times. He was also a four-year letterman in baseball and two-year letterman in basketball. He has returned to his alma mater several times to talk with students about hard work and succeeding. Jason's wife, Leann, is working to become a professional barrel racer.

KAISER'S NFL TOTALS

Year	Tackles		Tot.	Sacks	Tkl/ Loss	QB Press.	Passes Def.	For. Fum.	Special Teams		Tot.
Playoffs	Solo	Ass.							Solo	Ass.	
1999	0	1	1	0.0	0	0	0	0	1	0	1



David LaFleur

Tight End

6'7" ★ 272 ★ 1/29/74

Louisiana State

D1 for '97 (22nd overall)

NFL: 4th Year ★ Cowboys: 4th Year



GAMES/STARTS (regular season, playoffs): 1997 (16/5), 1998 (13/13, 1/1), 1999 (16/16, 1/1). Total - 45/34, 2/2.

PRO: Dallas coaches were looking for the prototypical tight end, somebody who could open holes for the running game and catch passes in traffic, when they drafted David LaFleur in 1997. LaFleur, at 6-7, 272 pounds, proved to be just what the coaches were looking for at the position, moving into the starting lineup in his second NFL season and continuing to flourish in his third campaign. In three years, he has already logged 73 receptions for 620 yards and 11 touchdowns as a receiver, and he has helped lead the way as Emmitt Smith topped the 1,000-yard rushing mark in all three seasons. His 11 touchdown receptions over the last three seasons is topped only by Michael Irvin's 13 during that time. With his size, at 6-7 no player on the team is taller and at 272-pounds he outweighs all non-linemen on the Cowboys roster, LaFleur can be an imposing target on pass plays and a powerful blocker in the running game.

1999: Despite a rough off-season that saw LaFleur suffer a broken right ankle in workouts on May 11 and undergo a microscopic lumbar discectomy to repair a herniated disc between the L-5 and S-1 vertebrae on May 19, LaFleur had a breakout season in 1999. Because of the injuries, he missed the first half of training camp, returning to limited work on Aug. 11. These problems did little to slow LaFleur once the regular season started as he went on to lead the team with seven touchdown receptions, becoming just the second Dallas tight end to record seven touchdowns



catches in a season (Billy Joe DuPree – nine in 1978 and seven in 1980). LaFleur also posted career-highs for receptions (35) – placing him second on the team – and receiving yards (322) in a season. Four times during the season, LaFleur posted four reception games, tying his career-high, and twice he topped his previous single-game receiving yardage total of 39 yards in a game. In the season-opening, come-from-behind win at Washington (9/12), LaFleur had a career day, tying his career-best with four receptions for 41 yards and two first half touchdowns. It was the second time in his career he has recorded two touchdowns in a game (at Cincinnati, 12/14/97). In the fourth quarter, he suffered an ankle contusion and did not return. He returned to action against Atlanta (9/20) and helped lead the way as Emmitt Smith (109 yards) became just the third player in the previous 29 games to rush for over 100 yards against the Falcons. He turned in a three catch, 22 yard performance at Philadelphia (10/10) before again tying his career-high with four receptions, including one for a touchdown, against Washington (10/24). He hauled in a 22-yard catch at Indianapolis (10/31) and had two receptions, including one for a touchdown, against Green Bay (11/14). Both of his receptions against the Packers came on third down and gave Dallas a first down. LaFleur opened the scoring at Arizona (11/21) when he hauled in an 11-yard touchdown pass from Jason Garrett. It was his only reception of the day, but he helped lead the way as Dallas rushed for 156 yards, including 127 by Smith. Facing the Eagles (12/12) for the second time, LaFleur again tied his career-best with four receptions for a career-high 44 yards, including a career-long 25-yard catch. He also hauled in his sixth touchdown of the season and had a key block on Chris Warren's first half scoring run in the 20-10 win. Playing close to his hometown of Westlake, LA, LaFleur posted his seventh touchdown catch of the season as part of another four-catch (for 30-yards) outburst at New Orleans (12/24). He then closed out the regular season with three receptions for 17 yards against the N.Y. Giants (1/2/00). LaFleur recorded the first postseason receptions of his career with three catches for 22 yards at Minnesota (1/9/00).

1998: After seeing most of his action as a reserve during his rookie season, LaFleur moved into the starting lineup and finished fifth on the team with 20 receptions for 176 yards and two touchdowns. His two touchdown receptions tied him for third on the team. He opened the season against Arizona (9/6) with two receptions for eight yards. The next week at Denver (9/13), he recorded a 12-yard kickoff return at the end of the first half on a squib kick. It was the first kickoff return of his career. LaFleur led the team and tied a career-high with four receptions for 29 yards at Washington (10/4). His performance included a leaping eight-yard grab that set up Chris Warren's third quarter touchdown run. His only catch of the day at Chicago (10/18) was a one-yard touchdown grab from Garrett that put the Cowboys ahead 12-7 in the third quarter. For the second consecutive game, he hauled in a touchdown catch when he came down with a nine-yard grab from Troy Aikman at Philadelphia (11/2). LaFleur tied for the team lead with three receptions for 33 yards at Arizona (11/15) before posting a season-high 39 receiving yards on three receptions, including a season-long 24-yard catch against Seattle (11/22). He then came back against Minnesota (11/26) on Thanksgiving Day and added three more receptions for 30 yards. LaFleur had one reception for 12 yards at New Orleans (12/6) before suffering a sprained PCL in his right knee in the second quarter. The injury kept him out of the lineup the rest of that game, and he was deactivated for the final three regular season contests. Regaining his health, LaFleur returned to the starting lineup in the NFC Wild Card Playoff Game against Arizona (1/2/99), seeing his first career postseason action, but did not record a reception.

1997: After spending most of his rookie season blocking for the Cowboys running game, LaFleur flourished down the stretch, registering 11 catches for 71 yards and two touchdowns while starting three of the final four games of the season. He opened his NFL career by helping the Dallas offense roll up 380 yards of offense in the season opening win at Pittsburgh (8/31). He recorded his first NFL reception, a six-yard grab, against Chicago (9/28) before adding a 14-yard catch at the N.Y. Giants (10/5) and a 13-yard reception at Washington (10/13). Against Arizona (11/9), LaFleur was awarded a game ball by the coaches for converting a 10-yard, third down catch into a first down and for helping Dallas record two rushing touchdowns. He totaled three receptions against Washington (11/16), and he had a five-yard catch against Tennessee (11/27). He led the team with a career-high four receptions for 26 yards against Carolina (12/8), with three of the catches coming in the second half after starting tight end Eric Bjornson fractured his left fibula. LaFleur started the next week at Cincinnati (12/14) and registered three receptions for 29 yards, including two touchdown catches. His effort marked the first time a Dallas tight end had recorded multiple touchdown catches in a game since Jay Novacek scored twice at Washington on Dec. 13, 1992. LaFleur closed out the season against the N.Y. Giants (12/21) by finishing second on the team with three catches. His 18 receptions for the season was the second highest reception total by a rookie tight end in Cowboys history (Billy Joe DuPree, 29 in 1973). Only two rookie tight ends (DuPree – five and Mike Ditka – three) have recorded more than the two touchdown catches LaFleur notched. He was the first LSU Tiger to be drafted by Dallas and only the fourth Tiger to ever play for the Cowboys.


COLLEGE: LaFleur was a consensus All-SEC first-team selection and a member of the Walter Camp All-America Team as a senior after becoming the first tight end to lead LSU in receiving – 30 catches for 439 yards and three touchdowns – since 1980. As a junior, he finished with 12 receptions for 120 yards while missing three games with a knee injury. LaFleur was a sophomore All-America first-team pick by *The Gridiron Report* and a consensus All-SEC first-team selection in 1994 after totaling 21 receptions for 263 yards and two touchdowns. He played in every game as a redshirt freshman in 1993, tallying eight catches for 59 yards.

PERSONAL: LaFleur was a *Parade* and *USA Today* All-America selection and the Gatorade



Circle of Champions Louisiana Player of the Year at Westlake, LA, High School as a senior. He was also the winner of the Bobby Dodd National High School Lineman of the Year Award given by the Atlanta Touchdown Club. LaFleur, who also played defensive end, totaled 81 receptions for 1,758 yards (21.7 avg.) and 18 touchdowns during his three-year high school career. He lettered three times in football and basketball and four times in track at Westlake. LaFleur has served as a celebrity escort in the annual Children's Cancer Fund Fashion Show, which raised nearly \$400,000 in 2000 for pediatric oncology research. David, who earned his degree in kinesiology, and wife Melody reside in Flower Mound, TX.

LaFLEUR'S COWBOYS TOTALS						Single-Game Bests	
Year	No.	Receiving Yds.	Avg.	Long	TD	Receptions – 4 six times, last @ New Orleans, 12/24/99	
1997	18	122	6.8	17	2	Receiving Yards – 44 vs. Philadelphia, 12/12/99	
1998	20	176	8.8	24	2	Long Reception – 25 vs. Philadelphia, 12/12/99	
1999	35	322	9.2	25	7	Touchdowns – 2 @ Cincinnati, 12/14/97 and @ Washington, 9/12/99	
Totals	73	620	8.5	25	11		
Playoffs						Additional Statistics	
1999	3	22	7.3	13	0	Kickoff Returns: – 1998 (1 return, 12 yards)	



Leon Lett

Defensive Tackle

6'6" ★ 290 ★ 10/12/68

Emporia State

D7 for '91 (173rd overall)

NFL: 10th Year ★ Cowboys: 10th Year



GAMES/STARTS (regular season, playoffs): 1991 (5/0, 1/0), 1992 (16/0, 3/0), 1993 (11/6, 3/3), 1994 (16/16, 2/2), 1995 (12/12, 3/3), 1996 (13/13, 0/0), 1997 (3/3), 1998 (16/15, 1/1), 1999 (8/1, 1/0). Total - 100/66, 14/9.

PRO: After being drafted out of tiny Emporia State in Kansas, Leon Lett has gone from struggling to get playing time to being a two-time Pro Bowl defensive tackle. He earned a spot in Dallas' starting lineup in 1994 and continued to show the ability to completely take over games from his right tackle position or while filling in at end. This ability has not only earned him two trips to the Pro Bowl, but a reputation as one of the NFL's most dominant defensive players. Nicknamed "Big Cat" by teammates for his agility, Lett has evolved into a player who not only creates havoc along the line of scrimmage but has a tendency to disrupt plays in the offensive backfield. And with each passing season, he continues to tap deeper into his enormous talent pool.

1999: After missing the first eight games of the season due to a league imposed suspension, Lett totaled 25 tackles, 10 quarterback pressures, three tackles for losses, two fumble recoveries, 1.5 sacks and a forced fumble over the second half of the season. Against Green Bay (11/14) in his first game back, he registered two quarterback pressures and a pass defended in limited playing time. The next week at Arizona (11/21), he totaled two tackles, two passes defended and a tackle for a loss while helping limit the Cardinals to 207 yards of offense. He recorded two tackles and two pressures while helping shutout Miami (11/25) while limiting them to 69 yards rushing on 20 carries on Thanksgiving Day. Lett led the team with three quarterback pressures at New England (12/5) before tying his career-high with nine tackles against Philadelphia (12/12). He also added a tackle behind the line of scrimmage, a forced fumble, which he recovered, and half a sack against the Eagles. Against the N.Y. Jets (12/19), he earned his first start at defensive end since December, 1995 for the injured Greg Ellis and posted three tackles and a tackle for a loss. Lett moved back into the tackle rotation at New Orleans (12/24) and recorded four tackles and recovered a fumble. He registered four tackles and a sack in the season finale against the N.Y. Giants (1/2/00), and then logged three tackles, three pressures and two tackles behind the line of scrimmage in the Cowboys NFC Wild Card Playoff Game at Minnesota (1/9/00). Lett underwent arthroscopic surgery on Feb. 4 to repair meniscus damage in his right knee.

1998: In the Cowboys new shifted defensive front, Lett played defensive tackle on either side of nose tackle Chad Hennings. This new defensive look helped Lett earn his second Pro Bowl selection after leading the team with seven tackles for losses, finishing second with 20 quarterback pressures and third with four sacks. Lett missed the final three preseason games after spraining his left knee in a scrimmage against New Orleans (8/11), but he returned to the starting line-up in the season opener against Arizona (9/6). He was used primarily on third downs the next week at Denver (9/13) due to the knee injury. Back in the starting line-up at the N.Y. Giants (9/21), he recorded his first sack, two pressures and two tackles. He logged four tackles against Oakland (9/27) before leading all defensive linemen with five tackles at Washington (10/4). Against Carolina (10/11), Lett helped limit the Panthers to 37 rushing yards on 21 carries while posting two tackles and 1.5 sacks. He had three tackles and two tackles behind the line of scrimmage while helping



limit the Bears to 2.5 yards-per-rushing attempt at Chicago (10/18). At Philadelphia (11/2), he registered a season-high five pressures while totaling four tackles in helping limit the Eagles to 200 yards of offense. He tallied four tackles and half a sack against the Giants (11/8) before helping limit Arizona (11/15) to 32 rushing yards on 21 attempts with five tackles. After posting four tackles and a tackle for a loss at New Orleans (12/6), he led the team with a season-high tying five quarterback pressures at Kansas City (12/13) while adding five stops. He recorded four tackles against Washington (12/27), and he tallied three tackles in the NFC Wild Card Playoff Game against Arizona (1/2/99). Following the season, Lett underwent surgery on March 18 to remove loose bodies from his right elbow.

1997: After missing the first 13 games due to a league suspension, Lett was reinstated by the NFL and returned to practice on Dec. 1. In his first game back following a one-year layoff, Lett had seven tackles, two quarterback pressures, a pass defended and a tackle for a loss against Carolina (12/8). He recorded a tackle on his very first snap of the season and a quarterback pressure on his third. He followed that with a three-tackle performance at Cincinnati (12/14), and then recorded five tackles, half a sack and a tackle for a loss against the N.Y. Giants (12/21).

1996: A key part of a Dallas defense that finished the season ranked third in the NFL, Lett emerged as one of the league's most dominant defensive players. In six consecutive games from Week Four through Nine, he recorded a tackle behind the line of scrimmage, and for three straight weeks he forced a fumble. Despite missing the final three games of the regular season following a Dec. 3 NFL suspension, Lett led the team with seven tackles for a loss. He also tied for the team lead with a career-high three forced fumbles and was third on the club with 20 quarterback pressures. In the home opener, Lett had two tackles and a tackle for a loss against the N.Y. Giants (9/8) while helping limit them to 105 total yards. He tied his career high with two sacks against Indianapolis (9/15), the second multiple sack game of his career, while adding six tackles and a forced fumble. He established a career-high with nine tackles at Buffalo (9/22). In that game, he had a key tackle that forced a fumble at the Dallas one-yard line that went out of the end zone for a touchback. The following week at Philadelphia (9/30), Lett earned his first career NFC Defensive Player of the Week honor when he logged six tackles, a sack, a tackle for a loss, two quarterback pressures, a pass defended, a forced fumble and a fumble recovery. He also blocked a 29-yard field goal in the fourth quarter to preserve a 23-17 lead. When the Dallas defense limited Arizona (10/13) to 58 yards rushing on 22 carries, Lett provided six tackles and a tackle for a loss. At Miami (10/27), he helped limit the Dolphins to 48 yards rushing with three tackles and a tackle for a loss. His second quarter fumble recovery at San Francisco (11/10) helped turn the momentum as the Dallas defense held the 49ers to 128 total yards after the first quarter. Lett logged two pressures, a tackle and half a sack in a Monday night showdown with Green Bay (11/18). He posted four tackles against Washington (11/28), while also breaking up a pass and registering three quarterback pressures as Dallas limited the Redskins to 209 total yards.

1995: The 1995 season was full of ups and downs for Lett. He started the season slowly but came on strong during the Cowboys drive to Super Bowl XXX, finishing the season tied for the team lead with six tackles for a loss and third on the team with 19 quarterback pressures. In the season opening win at the N.Y. Giants (9/4), Lett recorded his third blocked field goal in the last two seasons to help preserve Dallas' first shutout since Oct. 11, 1992. Two weeks later at Minnesota (9/17), he recorded five tackles, two tackles for a loss, a sack and a fumble recovery. In late October, Lett posted five tackles, a tackle for a loss and a quarterback pressure at San Diego (10/15) and then came back in the next game at Atlanta (10/29) to post seven tackles. Following the Atlanta game, the NFL suspended Lett for four games, but he returned against Washington (12/3) to record four tackles. Lett was a key part of the Cowboys' December run to the playoffs, recording 22 tackles, two sacks, 12 quarterback pressures, a forced fumble and a recovered fumble over the final four regular season games. With injuries keeping Charles Haley out of the lineup at Philadelphia (12/10), Lett recorded his first start at defensive end since the end of the 1993 season. He went on to post five tackles, bat down a pass, recover a fumble and tie his career-high with six quarterback pressures. While still at end the next week against the N.Y. Giants (12/17), he had a season-high tying seven tackles, a sack, a tackle for a loss and three quarterback pressures. Late in the game, he moved back inside to tackle, and the next week at Arizona (12/25), he returned to his right tackle spot, recording six tackles and three quarterback pressures. He also logged a sack and forced a fourth quarter fumble at the Cowboys 17-yard line to stop a scoring drive. In the postseason opener against Philadelphia (1/7/96), Lett recorded three tackles, a sack and a quarterback pressure. He received a game ball for his play against Green Bay (1/14/96) in the NFC Championship Game, totaling three tackles, a sack, a quarterback pressure and his first career interception, setting up a Dallas touchdown.

1994: Lett entered the 1994 season with 60 career tackles and six career starts, but he went on to start all 16 games and collect 68 tackles. In addition, his 26 quarterback pressures were good for second on the team, helping him earn a spot in the starting lineup for the NFC at the Pro Bowl. Lett started the season by recording a career-high six quarterback pressures at Pittsburgh (9/4) while helping the Dallas defense log nine sacks and limit the Steelers to 126 yards of total offense. In the Cowboys home opener against Houston (9/11), Lett had five tackles and five quarterback pressures. In an overtime loss to Detroit (9/19) on Monday night, Lett established a club record when he blocked two field goals in the same game – the first at the end of regulation and the second in overtime – despite being limited defensively because of a groin injury suffered during practice. In the club's next Monday night game against the N.Y. Giants (11/7), Lett received a game ball for recording four tackles and his first sack of the season. The following week at San Francisco



(11/13), Lett logged the first multiple sack game of his career with two takedowns of Steve Young. In back-to-back games against Washington (11/20) and Green Bay (11/24), Lett accounted for 12 tackles, including a career-high six solo stops against the Redskins. His play helped limit Green Bay to 29 yards rushing on 18 attempts. In December, Lett posted seven tackles against Cleveland (12/10) and came back in the season finale at the N.Y. Giants (12/24) to log six tackles and a sack.

1993: Although he saw action in only 11 games, Lett led all defensive linemen in passes deflected for the second straight season with four. Despite being hobbled during the season with a broken ankle, Lett displayed his versatility in moving along the defensive line to replace fallen teammates. For the season, Lett saw playing time all along the defensive line, including starts at both right tackle and right end. Lett nabbed his first NFL start in the season opener at Washington (9/6) in place of an injured Tony Casillas and recorded three tackles. Lett returned to back-up duty at Phoenix (9/19), but fractured his right ankle in the second quarter. It was a re-injury of a fracture Lett first suffered during summer workouts, and it kept him out of the next five games. Lett returned to the line-up in time to again face Phoenix (11/14), recording two tackles and batting two passes down at the line of scrimmage. Bouncing between right tackle and right end, Lett recorded five tackles at Atlanta (11/21) and batted down two passes against Miami (11/25). He earned starts at right tackle against Philadelphia (12/6) and at Minnesota (12/12) in place of an injured Russell Maryland, and he tied for the lead among all defensive linemen with four tackles against the Vikings. Lett started at defensive end against Washington (12/26) when Haley's back kept him out of the line-up. The following week at right end at the N.Y. Giants (1/2/94), he logged five tackles and added three quarterback pressures. When Maryland was injured in the second quarter, Lett moved back inside to fill the void at tackle, and he went on to start all three postseason games at right tackle, finishing third on the team with 17 postseason tackles. In the Divisional Playoff Game against Green Bay (1/16/94), Lett recorded a season-high six tackles, a tackle for a loss, two passes defensed, recovered a fumble and had three quarterback pressures. One of his deflected passes was intercepted by Haley early in the fourth quarter and led to a Dallas field goal. For the second year in a row, Lett was responsible for one of the most memorable plays of the Super Bowl when he forced Thurman Thomas to fumble early in the third quarter. James Washington picked up the loose ball and returned it 46 yards for a touchdown, tying the game at 13-13 and swinging the momentum back in Dallas' favor. Lett also added six tackles on the day.

1992: After starting the 1992 season slowly, Lett picked up the pace when Dallas faced a string of AFC West teams. Against Seattle (10/11), he had two tackles, two quarterback pressures and a pass defensed. The next week, he recorded his first career sack along with two tackles against Kansas City (10/18), and in Los Angeles (10/25), he recovered a fumble at the Raiders 32-yard line in the fourth quarter. Primarily used at right tackle in passing situations, he finished the season tied for second on the team with 19 quarterback pressures, including at least one pressure in each of the final seven regular season games. In the postseason, Lett was at his best, tying for the team lead with two tackles for losses and leading the team with three forced fumbles. He also established a record for the longest fumble return in Super Bowl history when he rambled 64 yards in the fourth quarter with a Buffalo miscue. Lett put the finishing touches on the Cowboys' Super Bowl XXVII victory when he sacked Frank Reich on the game's final play.

1991: After making the 47-man roster, Lett was placed on injured reserve with a back problem on Aug. 27 and spent the next 11 weeks working to improve his strength and weight. He was re-activated on Nov. 21, and against undefeated Washington (11/24) at RFK on his first regular-season play in the NFL, Lett stuffed Redskins running back Earnest Byner after a one-yard gain. Lett played some at defensive tackle the final five games of the season and in the playoffs. The first person from Emporia State to make a Cowboys' roster, Lett was the first player to be drafted from the school since Steve Henry in the fifth round in 1979 and the first defensive lineman selected from Emporia State since John Lohmeyer in the fourth round in 1973.

COLLEGE: A big part of a defense that held opponents to 4.1 yards-per-play and 3.1 yards-per-carry during his two years at Emporia State, Lett finished second on the team in sacks and earned All-NAIA District 10 honors despite missing three games due to a leg injury as a senior. He had a monster effort with six tackles, two tackles for a loss, a sack, an interception and a blocked kick against Northeastern Oklahoma State in 1990. Lett transferred to Emporia State after two seasons at Hinds, MS, Junior College.

PERSONAL: Leon Lett starred in football and basketball at Fairhope, AL, High School. A sociology major at Emporia State, Lett participated in the Shriner's Christmas Gift Drive in 1991. He has a daughter, Shanavia (7/3/87).

LETT'S COWBOYS TOTALS

Year	Solo	Tackles Ast.	Tot.	Sacks	Tkl/ Loss	QB Press.	Passes Def.	For. Fum.	Blk. Kicks
1991	1	1	2	0.0 (0)	0 (0)	0	0	0	0
1992	13	13	26	3.5 (-27)	1 (-1)	19	4	0	0
1993	18	14	32	0.0 (0)	3 (-8)	10	4	0	0
1994	41	27	68	4.0 (-28)	7 (-16)	26	1	1	2
1995	29	24	53	3.0 (-13)	6 (-11)	19	3	1	1
1996	30	24	54	3.5 (-16)	7 (-15)	20	5	3	1
1997	9	6	15	0.5 (0)	2 (-2)	2	1	0	0
1998	34	17	51	4.0 (-24)	7 (-13)	20	1	1	0
1999	12	13	25	1.5 (-8)	3 (-6)	10	3	1	0
Totals	187	139	326	20.0 (-116)	36 (-82)	126	22	7	4



Lett's Cowboys Totals (cont.)

Playoffs

1991	0	1	-	1	0.0(0)	0(0)	0	0	0	0
1992	5	5	-	10	1.0(-8)	2(-9)	2	2	3	0
1993	11	6	-	17	0.0(0)	1(-2)	5	2	1	0
1994	3	6	-	9	0.0(0)	0(0)	5	1	0	0
1995	6	2	-	8	2.0(-16)	0(0)	4	1	0	0
1998	2	1	-	3	0.0(0)	0(0)	0	0	0	0
1999	2	1	-	3	0.0(0)	2(-3)	3	0	0	0
Totals	29	22	-	51	3.0(-24)	5(-14)	19	6	4	0

Opponents' Fumbles Recovered

Year	No.	Yds.	Avg.	Long	TD
1992	1	0	0.0	0	1
1995	2	0	0.0	0	0
1996	2	0	0.0	0	0
1999	2	0	0.0	0	0
Totals	7	0	0.0	0	0

Playoffs


1992	1	64	64.0	64	0
1993	1	0	0.0	0	0
Totals	2	64	32.0	64	0

Pass Interceptions

Year	No.	Yds.	Avg.	Long	TD
1995	1	-1	-1.0	-1	0

Single-Game Bests

Total Tackles - 9 @ Buffalo, 9/22/96 and
vs. Philadelphia, 12/12/99
playoffs - 6 vs. Green Bay, 1/16/94 and
vs. Buffalo, 1/30/94
Solo Tackles - 6 vs. Washington, 11/20/94
playoffs - 5 vs. Green Bay, 1/16/94
Assists - 6 vs. Philadelphia, 12/12/99
Sacks - 2 @ San Francisco, 11/13/94 and
vs. Indianapolis, 9/15/96
Tackles for a loss - 2 four times, last @ Chicago,
10/18/98
playoffs - 2 @ Minnesota, 1/9/00
QB Pressures - 6 twice, @ Pittsburgh, 9/4/94 and
@ Philadelphia, 12/10/95
playoffs - 3 three times, last @ Minnesota, 1/9/00



Mike Lucky

Tight End

6'6" ★ 273 ★ 11/23/75

Arizona

D7 for '99 (229th overall)

NFL: 2nd Year ★ Cowboys: 2nd Year

86

GAMES/STARTS (regular season/postseason): 1999 (14/4, 1/0).

PRO: Few rookies are able to step onto the field and make an immediate contribution on a team that has playoff aspirations, but that's what Mike Lucky was able to do last season with his solid run blocking ability. Lucky's size, strength and toughness in the trenches gives Dallas valuable depth at tight end. After recovering from a training camp stress fracture in his foot, Lucky played a subtle but very effective role in the Cowboys finishing the season as the sixth ranked rushing offense in the NFL. Although mostly noted for his bruising style of play as a blocker, Lucky displayed flashes of being a very capable receiver when given the opportunity. He was selected by the Cowboys in the seventh round (229th overall) of the 1999 NFL Draft.

1999: Lucky's productive rookie season got off to a very tenuous start as he suffered a stress fracture in his left foot on Aug. 27 and was forced to miss five weeks, including the opener at Washington (9/12) and the following week against Atlanta (9/20). The open date (9/26) gave Lucky extra time for healing, and he quickly settled into his role as the team's backup tight end, especially blocking for short yardage and goal line situations. Against Arizona (10/3), Lucky earned his first NFL start in his very first NFL game when Dallas opened in a two-tight end formation. He later went on to record his first career reception with a two-yard grab on third-and-two to keep a Cowboys touchdown drive alive against the Cardinals. Lucky earned his second career start (three tight end set) in his first appearance on Monday Night Football in the Cowboys 13-10 loss at the N.Y. Giants (10/18). One week later in the Cowboys' 38-20 win over Washington (10/24), Lucky recorded his second catch of the season with a five-yard reception. He started the next week's game at Indianapolis (10/31) as the Cowboys once again opened in a short yardage formation. In the Thanksgiving Day win over Miami (11/25), Lucky recorded two catches for 15 yards, marking his first career multiple catch game. He added a three-yard reception in the season finale against the N.Y. Giants (1/2/00). His contributions in the running game enabled the Cowboys to average 128.3 yards-per-game on the ground (sixth in the NFL), while Emmitt Smith enjoyed his finest season since 1995 (1,397).

COLLEGE: Lucky started 35 of the final 36 games of his college career, and he caught 43 career passes for 563 yards and four touchdowns. As a senior, he finished fourth on the team with 11 receptions for 142 yards. He also added 40 knockdown blocks and was a punishing part of a Wildcats' running game that averaged 213 yards-per-game (14th in the nation). In the regular season finale, Lucky's blocking was a critical part of an Arizona offense that rolled up 607 total yards against Arizona State, including a school-record 288 yards rushing by Trung Canidate. The Wildcats capped their season with a 23-20 win over Nebraska in the Culligan Holiday Bowl with Lucky contributing a 15-yard catch. Arizona finished the season 12-1 and ranked fourth in the final



Associated Press poll. As a junior starter on the Insight.com Bowl champion Wildcats, Lucky finished fourth on the team with 13 receptions for 154 yards and two touchdowns.

PERSONAL: Michael Thomas Lucky left Antioch, CA, High School rated the 15th best tight end in the country by *SuperPrep* magazine. As a senior, he served as team captain and caught 36 passes for 650 yards and 11 touchdowns, earning all-Northern California and all-state accolades. Lucky earned his degree in political science at Arizona. Off the field, Lucky is involved in the community by supporting the Race For The Cure in Dallas and Ft. Worth, which benefits the Susan G. Komen Foundation for breast cancer research. Mike and wife Deanna have a daughter, Madison.

LUCKY'S COWBOYS TOTALS

Year	Receiving				
	No.	Yds.	Avg.	Long	TD
1999	5	25	5.0	8	0



Wane McGarity

Wide Receiver

5'8" ★ 197 ★ 9/30/76

Texas

D-4a for '99 (118th overall)

NFL: 2nd Year ★ Cowboys: 2nd Year

83

GAMES/STARTS (regular season, playoffs): 1999 (5/1, 0/0).

PRO: When the Dallas Cowboys drafted Wane McGarity in 1999, they thought they were getting a shifty receiver with dependable hands and playmaking ability. In his limited playing time last season, McGarity proved to be just that type of receiver, while also displaying an ability to return punts. His elusive instincts as a former running back and his ability to make things happen after catching the ball have Dallas coaches excited about his ability to perform as a slot receiver and kick returner.

1999: McGarity, who missed half the season due to injuries, saw his first NFL action in the season opener at Washington (9/12), playing in four receiver sets and fair catching a punt. He returned three punts for 16 yards the next week against Atlanta (9/20) before being inactive against Arizona (10/3) and at Philadelphia (10/10). Following Michael Irvin's neck injury in the Philadelphia game, McGarity returned to the lineup at the N.Y. Giants (10/18) and posted his first professional receptions, catching three passes for 36 yards. He dislocated his right shoulder in the second quarter against the Giants and missed the next four games. He returned to practice on Nov. 17, but was inactive at Arizona (11/21). He returned to action on Thanksgiving Day against Miami (11/25) and registered one catch for three yards. He made his first career start at New England (12/5) for an injured Ernie Mills, making McGarity the first rookie to start at wide receiver for Dallas since Kevin Williams on Dec. 18, 1993. McGarity posted three receptions for 31 yards against the Patriots. He fractured the ring finger on his right hand in practice Dec. 8 and underwent surgery Dec. 9 to insert screws. He missed the remainder of the season after being placed on injured reserve Dec. 10.

COLLEGE: McGarity overcame two major knee operations during college to leave Texas ranked sixth on the school's career receptions list (95) and third in receiving yards (1,687) and touchdowns (14). He also posted the longest reception in Longhorn history (97 yards) and scored eight touchdowns of 30 yards or longer. He earned All-Big 12 honors as a senior after setting then school records with 58 receptions for 1,087 yards (18.7 avg.) and nine touchdowns, the second highest touchdown total in school history. He also set the single-game touchdown record with four scores at Texas Tech. As a junior, McGarity caught 10 passes for 169 yards before tearing the anterior cruciate ligament in his left knee in the third game of the season. He grabbed 18 passes for 318 yards (17.7) and four touchdowns, including the Big 12 Championship Game-winning touchdown, as a sophomore. McGarity totaled 112 yards and three touchdowns on 26 carries and 113 yards on nine receptions as a reserve tailback during his redshirt freshman campaign. McGarity was redshirted in 1994 after tearing the ACL in his right knee on the first day of preseason drills.

PERSONAL: Wane Keith McGarity rushed for 1,606 yards and 22 touchdowns on 233 carries as a senior at Clark High School in San Antonio, TX, after rushing for 890 yards as a junior. He was also a three-time district champion in the 100-meters, twice qualifying for the state finals. In 1992, McGarity had reconstructive surgery to repair a torn ACL in his right knee. The Sports Management major regularly visited Children's Hospital of Austin during his stay at the University of Texas. After arriving in Dallas, McGarity participated as a celebrity coach for a Dallas Cowboys Gatorade Football Clinic for children from The Boys and Girls Club of Wichita Falls during the Cowboys 1999 training camp.




McGARTY'S COWBOYS TOTALS

Receiving						Punt Returns						
Year	No.	Yds.	Avg.	Long	TD	Year	No.	FC	Yds.	Avg.	Long	TD
1999	7	70	10.0	18	0	1999	3	4	16	5.3	9	0

Single-Game Bests

Receptions - 3 @ N.Y. Giants, 10/18/99 and @ New England, 12/5/99
 Receiving Yards - 36 @ N.Y. Giants, 10/18/99
 Punt Returns - 3 vs. Atlanta, 9/20/99
 Punt Return Yards - 16 vs. Atlanta, 9/20/99



James McKnight

Wide Receiver

6'1" ★ 198 ★ 6/17/72

Liberty

Trade (Seattle) '99

NFL: 7th Year ★ Cowboys: 2nd Year

82

GAMES/STARTS (regular season, playoffs); 1994 (2/0 - Sea.), 1995 (16/0 - Sea.), 1996 (16/0 - Sea.), 1997 (12/5 - Sea.), 1998 (14/2 - Sea.), 1999 (IR). Total - 60/7.

PRO: In a move to bolster the receiving corps with another big play threat, the Cowboys traded a third round draft pick in the 2000 NFL Draft to Seattle for James McKnight on June 24, 1999. The move never had time to pay dividends as McKnight suffered a season-ending knee injury during a scrimmage four days before the preseason opener. Following a year of rehabilitation, he will team with Joey Galloway and Raghib Ismail this season to give Dallas one of the most explosive wide receiving units in the league. McKnight came to Dallas with a career 18.6 yards-per-catch average on 63 receptions after starting his NFL career as an undrafted rookie free agent in 1994. While seeing mostly special teams action during his first three years, he began to come into his own as a receiver in his fourth season while continuing to make contributions on special teams, recording 54 special team tackles in 60 career games.

1999: McKnight had everyone excited about his big-play potential during the first weeks of training camp, only to suffer a torn anterior cruciate ligament in his left knee during the Blue-White Scrimmage on Aug. 5. He underwent surgery on Aug. 26 and was placed on reserve/injured on Aug. 27, spending the season rehabilitating the knee.

1998: McKnight finished the year with 21 catches for 346 yards and two touchdowns as the Seahawks third receiver. In the season opener at Philadelphia (9/6), he converted a first down with a 28-yard catch. He totaled two catches for 26 yards against Arizona (9/13) and again against Washington (9/20). After totaling three receptions for 36 yards over the next three weeks - at Pittsburgh (9/27), at Kansas City (10/4) and against Denver (10/11) - he missed the game against Oakland (11/1) with a hip pointer. Two weeks later at Oakland (11/15), he caught three passes for 66 yards. He again totaled three receptions the next week at Dallas (11/22), this time for 32 yards and a touchdown. He tied a career-high with five receptions against Tennessee (11/29) for 113 yards, including a 59-yard touchdown, to mark his second career 100-yard receiving game. He totaled two catches for 19 yards against Indianapolis (12/20) before missing the season finale at Denver (12/27) with the flu.

1997: After missing the first four games of the season with a knee injury suffered at Cincinnati (8/22) in the preseason finale, McKnight played in the remaining 12 games, starting five, and finished with 34 catches for 637 yards (18.7 avg.) and six touchdowns, all career-high totals. He averaged 38.5 yards on his six touchdown catches. He registered a 54-yard touchdown at Kansas City (9/28), and he caught four passes for 100 yards and a touchdown against Oakland (10/26), marking his first career 100-yard receiving game. Against the Raiders, he teamed with Galloway (seven catches for 117 yards) to become the third pair of receivers in Seahawks history to top 100 yards in the same game. McKnight caught a 34-yard touchdown pass on fourth down to tie the game at New Orleans (11/16) with 1:40 remaining. He had a career-high five catches against Atlanta (11/30), and he scored on a 60-yard reception at Baltimore (12/7).

1996: McKnight saw action in 16 games as a reserve wide receiver and special teams performer. He finished second on the team with 25 special team tackles, including four against San Diego (10/27). His only reception of the year went for 73 yards at Detroit (11/17), and he returned a kickoff 55 yards at Oakland (12/22) to set up a Seattle touchdown.

1995: McKnight played in all 16 games, recording six receptions for 91 yards, while contributing 14 special team tackles. His top performance came against San Diego (10/22) when he totaled two receptions for 35 yards.

1994: After signing as an undrafted free agent on April 29, he was released following training camp and immediately signed to Seattle's practice squad. He spent the first 10 games of the season on the practice squad before being activated Nov. 19. He turned his only reception of the year into a 25-yard touchdown against Cleveland (12/24).



COLLEGE: McKnight finished his Liberty career with 114 receptions for 1,948 yards (17.1 avg.) and 17 touchdowns. He caught 39 passes for 812 yards and eight scores as a senior after totaling 50 catches for 711 yards and five touchdowns as a junior. He left Liberty having totaled eight 100-yard games.

PERSONAL: McKnight lettered in football, basketball and track at Apopka, FL, High School. He took his final courses over the last few offseasons and received his degree in administration of justice from Liberty in June, 2000. McKnight served as a celebrity escort in the 2000 Children's Cancer Fund Fashion Show, which raised nearly \$400,000 for pediatric oncology research. He also participated as a celebrity coach in the club's Let Us Play! Sports Camp for Girls. McKnight has a son, David, and is married to Mikki.

McKNIGHT'S NFL TOTALS

Receiving						Kickoff Returns					
Year	No.	Yds.	Avg.	Long	TD	Year	No.	Yds.	Avg.	Long	TD
1994 (Sea.)	1	25	25.0	25t	1	1994 (Sea.)	1	4	4.0	4	0
1995 (Sea.)	6	91	15.2	24	0	1995 (Sea.)	0	0	0.0	13	0
1996 (Sea.)	1	73	73.0	73	0	1996 (Sea.)	3	86	28.8	55	0
1997 (Sea.)	34	637	18.7	60t	6	1997 (Sea.)	1	14	14.0	14	0
1998 (Sea.)	21	346	16.5	59t	2	Total	5	104	20.8	55	0
1999	Reserve/Injured - Knee										
Total	63	1,172	18.6	73	9						

Additional Statistics

Special Teams Tackles: 1994-Sea. (1-0 - 1), 1995-Sea. (11-3 - 14), 1996-Sea. (14-11 - 25), 1997-Sea. (6-1 - 7), 1998-Sea. (5-2 - 7), Totals - 37-17 - 54.

Single-Game Bests

Receptions - 5 vs. Atlanta, 11/30/97 and vs. Tennessee, 11/29/98
 Receiving Yards - 113 vs. Tennessee, 11/29/98 and 100 vs. Oakland, 10/26/97
 Long Reception - 73 at Detroit, 11/17/96



Ryan McNeil

Cornerback

6'2" ★ 192 ★ 10/4/70

Miami, Fla.

UFA (Cleveland) for '00

NFL: 8th Year ★ Cowboys: 1st Year



GAMES/STARTS: 1993 (16/2, 1/0-Det), 1994 (14/13, 1/1-Det), 1995 (16/16, 1/1-Det), 1996 (16/16-Det), 1997 (16/16-St.L.), 1998 (16/12-St.L.), 1999 (16/14-Cle). Total - 110/89, 3/2.

PRO: The Cowboys snapped Ryan McNeil off the free agent market from Cleveland on March 3, counting on him to step into the starting lineup at cornerback this fall. A big (6-2), physical corner, McNeil has averaged 70 tackles and 11.4 passes defended a year during his seven-year career, and he will be counted on to bring that kind of performance to the field in Dallas. A proven leader and savvy veteran defender, McNeil will also be counted on to help the younger defensive backs make the adjustment to the professional game. Originally the 33rd player selected in the 1993 NFL Draft by Detroit, he spent four years with the Lions before playing two years with the St. Louis Rams and a year with the Cleveland Browns. He led the NFL with a career-high nine interceptions in 1997 while also breaking up a career-high 24 passes.

1999: McNeil signed with the Browns on Aug. 1 and proceeded to start 14 games at left cornerback, finishing seventh on the team with 80 tackles and leading the team with a career-high four fumble recoveries. He extended his consecutive games played streak to 87. He recorded three tackles playing in dime packages in the season opener against Pittsburgh (9/12). He made his first start as a Brown at Baltimore (9/26) and registered six tackles while helping the Browns defense surrender only 165 passing yards. Against New England (10/3), McNeil totaled six tackles while forcing one fumble and recovering two others, including a Terry Glenn fumble which he caused. He finished with nine tackles against Cincinnati (10/10) while also posting three passes defended and his only sack of the season. In his 100th career NFL game, McNeil tied for second on the team with seven tackles at Jacksonville (10/17). He recorded nine tackles, a pass broken up and a forced fumble at St. Louis (10/24) before totaling five tackles at New Orleans (10/31). He registered five tackles against Baltimore (11/7) and three stops and a pass defended at Pittsburgh (11/14). Against the Steelers, McNeil stopped Pittsburgh running back Richard Huntley for a one-yard loss on third and four at the two-minute warning, giving the ball back to Cleveland for their game-winning field goal drive. Against Carolina (11/21), McNeil totaled four tackles and recovered a Panthers fumble inside the Browns five-yard line. He registered five stops and two passes broken up against Tennessee (11/28), and he posted six stops and a fumble recovery at San Diego (12/5). He recorded six tackles and a special teams tackle at Cincinnati (12/12) before closing the season with five tackles and a pass defended against Indianapolis (12/26).



1998: McNeil finished his second season with the Rams with 54 tackles, one interception for a touchdown, nine passes defended and one forced fumble. After limiting his playing time to special teams against New Orleans (9/6), he saw action on defense and recorded four tackles against Minnesota (9/13). At Buffalo (9/20), McNeil played on defense and special teams, posting two passes defended. He registered three tackles on defense against Arizona (9/27) before recording his first start of the season against the N.Y. Jets (10/11). In that game, he posted one tackle and three passes defended. He started at right cornerback and recorded two tackles as the Rams limited Dan Marino to 114 yards passing at Miami (10/18). Starting at right corner against San Francisco (10/25), he registered one tackle. He scored the team's first touchdown on a 37-yard interception return and had seven tackles and two passes defended at Atlanta (11/2). He then recorded four tackles on defense at Chicago (11/8) and at New Orleans (11/15). Against Carolina (11/22), he recorded five tackles along with one pass defended and then topped that with six tackles along with one pass defended against Atlanta (11/29). McNeil posted four tackles at Philadelphia (12/3) and collected three tackles as the unit held the Patriots to three passing yards in the first half against New England (12/13). He closed out the season with six tackles and a forced fumble at Carolina (12/20) and four tackles in the season finale at San Francisco (12/27).

1997: After signing as an unrestricted free agent with the St. Louis Rams on July 7, McNeil went on to start all 16 games at cornerback. He led the NFL and set a career high with nine interceptions. He led the team with a career-high 24 passes defended while recording 78 tackles. He tied for the fifth highest single-season interception total in Rams team history and was voted most improved player on defense by the coaching staff. In the second game of the season, he had two tackles, two interceptions (first multiple-interception game of his career) and three passes defended against San Francisco (9/7). He had his fourth interception in as many games at Oakland (9/28), setting up the Rams second touchdown of the game. In the season rematch at San Francisco (10/12), he returned an interception 75 yards for a touchdown. Against Seattle (10/19), he set a career-high with his sixth interception of the season. He recorded his league-high ninth interception in the home finale against Chicago (12/14).

1996: One of only two Detroit defenders to start every game, McNeil had a career-high 96 tackles. He also posted five interceptions, 14 passes defended two forced fumbles and two fumble recoveries. His team-high interception total came in a six-game stretch midway through the season.

1995: McNeil enjoyed a steady year as the Lions top cover-cornerback, often locking horns with opponents' top receivers. He started all 16 regular season games (in addition to the playoffs game) at left corner. He finished fourth on the team with 86 tackles and tied for second with 13 passes defended. He started the season with one of his best games, recording nine tackles, an interception (for 21 yards) and two passes defended at Pittsburgh (9/3). He made two tackles and defended one pass at Minnesota (9/10) before notching five stops against Arizona (9/17). McNeil then collected eight tackles and a pass defended in back-to-back weeks against San Francisco (9/25) and Cleveland (10/8). He also had seven tackles at Green Bay (10/15) and was credited with four stops and a pass defended at Washington (10/22). He then made seven tackles and defended a pass against Green Bay (10/29). McNeil had five tackles at Atlanta (11/5) and posted a season-high 10 tackles against Tampa Bay (11/12). He failed to make a tackle at Chicago (11/19) but was the only cornerback in 1995 to shut out Bears' receiver Curtis Conway. He then had five tackles and a pass defended against Minnesota (11/23) and Chicago (12/4). At Houston (12/10), he recorded four tackles and recovered a fumble (forced by Antonio London) that set up a Barry Sanders nine-yard touchdown run on the next play. McNeil recorded his second interception of the year, returning it five yards, had two tackles and defended a season-high three balls against Jacksonville (12/17). He then recorded five tackles at Tampa Bay (12/23). McNeil had seven tackles and two passes defended in the Lions NFC Wild Card Playoff Game at Philadelphia (12/30).

1994: McNeil nailed down the starting spot at left cornerback with a strong performance in training camp despite suffering a broken bone in his ankle early in camp that kept him out of the first two preseason games. He started the season opener against Atlanta (9/4) and did not have any passes thrown his way. He recorded five tackles and limited Michael Irvin to three catches for 47 yards at Dallas (9/19). He posted five tackles and helped hold the Super Bowl champion 49ers to only 143 yards passing against San Francisco (10/9). He recorded his first interception of the season against Chicago (10/23) before leaving the game with an ankle injury. He then missed the next two games at the N.Y. Giants (10/30) and Green Bay (11/6) due to the injury. He was hampered by the sore ankle the entire second half of the season, giving him difficulty planting and cutting. He returned to limited action against Tampa Bay (11/13). McNeil was back in the starting lineup at Chicago (11/20) and made a season-high seven tackles. He started his second straight game against Buffalo (11/24) on Thanksgiving Day and made six tackles. He broke up one pass and made three tackles at the N.Y. Jets (12/10). He recorded his fourth straight start since returning from injury against Minnesota (12/17) and totaled a career-high 12 tackles and defended two passes. In the wild card game against Green Bay (12/31), he tied for the team lead with 11 tackles.

1993: McNeil missed training camp due to a contract holdout, signing the day before the last preseason game. He spent most of his rookie year playing in nickel and dime defenses. He was limited to special teams play against Atlanta (9/5) in his first professional game. He snared his first NFL interception from Drew Bledsoe and returned it 16 yards at New England (9/12). After taking over for an injured Tim McKyer in the third quarter at Minnesota (10/31), McNeil recorded five tackles. He earned his first NFL start, replacing the injured McKyer, at right cornerback against Tampa Bay (11/7), batting down a pass and recording four tackles. He started his second straight game at right cornerback at Green Bay (11/21) and set a season-high with nine tackles. He intercepted



a pass on the Lions' goal line on the Cardinals' final possession of the game to preserve a 21-14 win at Phoenix (12/12). Two weeks later, he prevented Curtis Conway from catching a pass on fourth down in the Bears' final possession of the game to seal the 20-14 win at Chicago (12/26).

COLLEGE: McNeil earned All-America and All-Big East honors from Associated Press, *Football News* and Kodak. He was also a finalist for the Jim Thorpe Award, given to the top defensive back in college football, after a senior season that saw him record 34 tackles and 10 pass deflections. He also had two interceptions for 58 yards in returns and a touchdown. McNeil earned All-Big East honors as a junior when he ranked 19th in the nation, averaging 0.45 interceptions-per-game. He also deflected a team-high 17 passes and had five interceptions. McNeil saw action in every game his first two seasons in Miami following a redshirt year and recorded 49 tackles.

PERSONAL: Born Ryan Darrell McNeil in Fort Pierce, FL, he was team captain at Westwood High, a two-time Offensive Player of the Year and all-area first team selection by *Fort Pierce News Tribune*. McNeil also lettered in basketball, tennis and track. He was a district champion in the long jump, triple jump, 200 meter dash and 400 meter dash as well as the regional triple jump champion. He attended Florida American Legion State Conference and was a member of the Dean's List all four years in high school. His father played tight end for the Ottawa Rough Riders in the CFL.

MCNEIL'S NFL TOTALS

Year	Tackles		Tot.	Sacks	Tkl/ Loss	QB Press.	Passes Def.	For. Fum.	Special Teams Tackles
	Solo	Asst.							
1993 (Det.).....	32	4	36	0.0 (0)	—	—	3	0	3
1994 (Det.).....	51	7	58	0.0 (0)	—	—	7	0	2
1995 (Det.).....	69	17	86	0.0 (0)	—	—	13	0	0
1996 (Det.).....	78	18	96	0.0 (0)	—	—	14	2	0
1997 (St.L.).....	63	15	78	0.0 (0)	—	—	24	0	0
1998 (St.L.).....	46	8	54	0.0 (0)	—	—	9	0	0
1999 (Cle.).....	57	23	80	1.0 (-3)	—	—	10	2	1
Total	396	92	488	1.0 (-3)	—	—	80	4	6

Playoffs

1993 (Det.).....	0	0	0	0.0 (0)	—	—	0	0	0	
1994 (Det.).....	10	1	11	0.0 (0)	—	—	0	0	0	
1995 (Det.).....	7	0	7	0.0 (0)	—	—	2	0	0	
Total	17	1	18	0.0 (0)	—	—	2	0	0	

Interceptions

Year	No.	Yds.	Avg.	Long	TD
1993 (Det.).....	2	19	9.5	16	0
1994 (Det.).....	1	14	14.0	14	0
1995 (Det.).....	2	26	13.0	21	0
1996 (Det.).....	5	14	2.8	15	0
1997 (St.L.).....	9	127	14.1	75t	1
1998 (St.L.).....	1	37	37.0	37t	1
Totals	20	237	11.9	75t	2

Opponents' Fumbles Recovered

Year	No.	Yds.	Avg.	Long	TD
1995 (Det.).....	1	0	0.0	0	0
1996 (Det.).....	2	0	0.0	0	0
1997 (St.L.).....	1	0	0.0	0	0
1998 (St.L.).....	1	0	0.0	0	0
1999 (Cle.).....	4	0	0.0	0	0
Totals	8	0	0.0	0	0

Additional Statistics

Special teams blocked field goal recoveries: 1997 (1).

Single-Game Bests

Tackles - 12 vs. Minnesota, 12/17/94
 playoffs - 7 @ Philadelphia, 12/30/95
 Interceptions - 2 vs. San Francisco, 9/7/97
 Interception Return - 75t at San Francisco, 10/12/97



Michael Myers

Defensive Line

6'2" ★ 288 ★ 1/20/76

Alabama

D-4 for '98 (100th overall)

NFL: 3rd Year ★ Cowboys: 3rd Year



GAMES/STARTS (regular season, playoffs): 1998 (16/1, 1/1), 1999 (6/0, 1/0). Total - 22/1, 2/1.

PRO: When the Cowboys drafted Michael Myers in the fourth round of the 1998 NFL Draft, they felt they were getting a player that should have been drafted higher. As his development through two years continues, he has displayed flashes of the promise that could help him mature into a solid NFL defensive lineman. He has the ability to create havoc along the line of scrimmage while finding a way into opponents' backfields. His athletic ability allows him to play the run and disrupt the passing game. He also has the versatility to play tackle and end, giving him a chance to earn a spot on the Cowboys defensive line for the third straight year.

1999: Myers saw action in six games, recording 11 tackles, two quarterback pressures and one tackle for lost yardage. In the Cowboys win over Arizona (10/3), he saw reserve action at defensive tackle and recorded four tackles while helping limit the Cardinals to 208 yards of



offense. At Philadelphia (10/10), he saw reserve action at defensive tackle and recorded two tackles while helping limit the Eagles to 244 yards of offense. In the Monday night loss at Minnesota (11/8), Myers recorded one tackle that resulted in a three-yard loss for Leroy Hoard. In the season ending win over the N.Y. Giants (12/00), he picked up his two quarterback pressures for the year. The following week in the playoff loss at Minnesota (1/9/00), Myers was pressed into duty because of injuries on the Dallas defensive line. He responded by turning in two sacks, while tying his career-high with six tackles. He was inactive for 10 of the Cowboys regular season games.

1998: After spending most of his first training camp working at defensive tackle, Myers began the season as the top back-up behind Kavika Pittman at rush defensive end. Myers opened his rookie campaign with three tackles at Denver (9/13). The next week at the N.Y. Giants (9/21), he again recorded three tackles and batted down a pass. He tallied two tackles at Washington (10/4) before registering a tackle and a quarterback pressure while helping limit Carolina (10/11) to 35 rushing yards on 21 carries (1.7 avg.). At Chicago (10/18), he helped limit the Bears to 2.5 yards-per-rushing attempt with two tackles. He logged his first career sack with a second quarter take down of Bobby Hoyer at Philadelphia (11/2). He then recorded a career-high six tackles and his second sack at Arizona (11/15) while helping limit the Cardinals to 32 rushing yards on 21 carries. He contributed two tackles and a pressure on Thanksgiving Day against Minnesota (11/26) before registering three tackles, a pass defended and a quarterback pressure at New Orleans (12/6). Myers saw considerable second half action against Philadelphia (12/20) after Pittman suffered a strained hamstring. Myers earned his first NFL start the next week against Washington (12/27) in place of Pittman, teaming with Greg Ellis to become the first pair of rookie defensive linemen to start at the same time in club history. He recorded his third sack of the season against the Redskins. He started his first postseason contest against Arizona (1/2/99) in a wild card playoff game and tallied a tackle and a quarterback pressure. Myers, a fourth round draft choice (100th overall), was just the second Crimson Tide defensive player ever selected by Dallas.

COLLEGE: Myers was a preseason All-America and All-SEC selection as a senior at Alabama. He started the season with five tackles and half a sack against Vanderbilt but missed the remainder of his senior season following a NCAA suspension. Myers made the jump from junior college to Division I football by earning All-America honors from *The Sporting News* and consensus All-Southeastern Conference accolades after recording 66 tackles, 24 quarterback pressures, 13 sacks, eight tackles for losses and two fumble recoveries in his first season at Alabama. His 13 sacks rank third in school history behind Derrick Thomas' 18 in 1987 and 27 in 1988. He was a two-time JUCO All-America at Hinds, MS, Junior College before transferring to Alabama. He recorded 63 tackles, 27 quarterback pressures, 16 tackles for losses, eight sacks and five forced fumbles as a sophomore. He established a school record with 20 sacks as a freshman.


PERSONAL: The Human Performance major was an all-state and all-region selection as a senior at Vicksburg, MS, High School, where he also was a member of the basketball team. Myers participated in the Dallas Cowboys/Junior Cattle Baron's "Our Hero are All Kinds of Cowboys" party, hosted for 500 children suffering from cancer.

MYERS' COWBOYS TOTALS

Year	Solo	Tackles Ast.	Tot.	Sacks	Tkl/ Loss	QB Press.	Passes Def.	For. Fum.
1998	9	14	23	3.0 (-17)	0(0)	5	2	0
1999	4	7	11	0.0 (0)	1(-3)	2	0	0
Totals	13	21	34	3.0 (-17)	1(-3)	7	2	0
Playoffs								
1998	0	1	1	0.0 (0)	0(0)	1	0	0
1999	2	4	6	2.0 (-4)	0(0)	0	0	0
Totals	2	5	7	2.0 (-4)	0(0)	1	0	0

Single-Game Bests

Total tackles - 6 @ Arizona, 11/15/98
playoffs - 6 @ Minnesota, 1/9/00
Sacks - 1.0, three times, last vs. Washington, 12/27/98
playoffs - 2.0 @ Minnesota, 1/9/00
Quarterback Pressures - 2 vs. N.Y. Giants, 1/2/00



Ryan Neufeld

Fullback

6'4" ★ 240 ★ 11/22/75

UCLA

FA for '99

NFL: 2nd Year ★ Cowboys: 2nd Year



GAMES/STARTS (regular season/postseason): 1999 (6/0, 1/0).

PRO: Ryan Neufeld joined the Cowboys as a rookie free agent with little fanfare in 1999, but he went on to impress the coaching staff and eventually earned a spot on the active roster by mid-



season. He provides Dallas with depth at fullback and on special teams while also contributing as a deep snapper, if necessary. A tight end his final two collegiate seasons, Neufeld was moved to fullback by the Dallas coaching staff immediately upon arriving in Dallas and has shown continued improvement since making the transition. After spending the spring of 2000 continuing to gain experience at tight end with the Rhein Fire in NFL Europe, the Cowboys will look for him to show development this season.

2000: Neufeld spent the spring working at tight end in NFL Europe with the Rhein Fire. He finished the season with eight receptions for 75 yards and one touchdown while helping lead the Fire to a 7-3 record and the World Bowl title.


1999: Despite seeing action in only six regular season games, Neufeld made his presence felt on special teams with six tackles. After originally signing with Dallas as a rookie free agent, Neufeld was cut at the end of preseason (Sept. 5) and immediately signed to the Cowboys practice squad. On Oct. 27, he was moved to the active roster following the release of fullback Tim Lester and saw his first NFL action at Indianapolis (10/31). He led the team with three special teams tackles against Green Bay (11/14), helping limit the Packers to two punt returns for no yards and four kickoff returns for a 16.0-yard average. Neufeld suffered a sprained right ankle covering a fourth quarter punt at Arizona (11/21) and was subsequently deactivated the next two weeks against Miami (11/25) and at New England (12/5). With the Cowboys in New Orleans (12/24), Neufeld recorded a special teams tackle and helped limit Eddie Kennison to seven yards on two punt returns. With a playoff berth on the line in the regular season finale against the N.Y. Giants (1/2/00), he tied for third on the team with two special teams tackles. In his first career playoff action, Neufeld logged a nine-yard kickoff return on a squib kick at the end of the first half at Minnesota (1/9/00).

COLLEGE: After starting his UCLA career as a linebacker, Neufeld moved to the offensive side of the ball as a junior and recorded 18 receptions for 201 yards and two touchdowns his final two seasons playing tight end. As a senior, he tied for sixth on the team with 14 receptions for 141 yards and a touchdown. After moving from the defensive side of the ball to tight end as a junior, Neufeld averaged 15.0 yards on four receptions, including an 11-yard scoring grab against Houston. His 35-yard catch-and-run against USC was the second longest by a Bruin tight end on the season. He closed the year by scoring on a five-yard tight end reverse in the Cotton Bowl, the game-winning touchdown over Cowboys linebacker Dat Nguyen and Texas A&M University. Neufeld was a reserve linebacker his first two seasons at UCLA after a redshirt season. He finished his defensive career with 39 tackles and two sacks, including an eight tackle performance at Michigan his sophomore season.

PERSONAL: Ryan Matthew Neufeld earned *SuperPrep* all-star west, all-league and Oak High Receiver of the Year honors after posting 17 receptions for 633 yards (37.2 avg.) and seven touchdowns as a senior at Oak High School in Morgan Hill, CA. For his prep career, he caught 45 passes for 1,122 yards (24.9). He earned all-league and lineman of the year honors as a junior. He also lettered twice in basketball and track.

NEUFELD'S COWBOYS TOTALS

Special Teams Tackles: 1999 (3 - 3 - 6)
Kickoff Returns (Postseason): 1999 (1 ret., 9 yards)



Dat Nguyen

Linebacker

5'11" ★ 231 ★ 9/25/75

Texas A&M

D3 for '99 (85th overall)

NFL: 2nd Year ★ Cowboys: 2nd Year



GAMES/STARTS (regular season, playoffs): 1999 (16/0, 1/0).

PRO: Dat Nguyen (pronounced WIN) has been overcoming long odds his entire life. The son of Vietnamese immigrants, Nguyen has battled the perception that he was too small to play football for as long as he has been involved in the game. Now, after winning numerous honors at Rockport-Fulton High School and Texas A&M University, he has reached the NFL, and in 2000, he will have the opportunity to prove that he can be a starting middle linebacker at the game's highest level. Before he left A&M, Nguyen had established Aggie career records with 51 consecutive starts, 517 career tackles and a 10.7 tackles-per-game average. After such an illustrious collegiate career, the "undersized" criticism was still heard from NFL personnel. The Cowboys overlooked that criticism and drafted the most productive linebacker in Texas A&M history in the third round of the 1999 NFL Draft. Nguyen is a fearless competitor who flies around the field and makes plays. He has always displayed an uncanny knack for being around the ball, and that style of play has followed him to the NFL. His use of proper angles in pursuit allows him to penetrate into the backfield and to drop into pass coverage. It is his keen instincts, feel for the crease and ability to string plays



wide that has Cowboys coaches excited about the prospect of Nguyen playing fulltime in the middle of the Dallas defense. In addition to his physical gifts, Nguyen is also considered one of the hardest working individuals, in the classroom and in the weight room, in the Cowboys organization.

1999: Nguyen led the team with 41 tackles and 2.5 sacks in the preseason, setting the stage for an outstanding rookie season. He saw action in all 16 games and made an immediate impact with his stellar special teams play and solid performance as a nickel middle linebacker. He finished the season as the Cowboy's leading special teams tackler with 18 stops, recording at least one special teams tackle in 12-of-17 games (including postseason), earning all-rookie honors from the *Football Digest* for his play on special teams. On defense, he had 34 tackles (13th on the team), five tackles for lost yardage (tied for third on the team), one sack, one interception and a forced fumble. In his first professional game, at Washington (9/12), Nguyen led the Cowboys with three special team tackles. He also recovered a key fourth quarter onside kick that helped the Cowboys overcome a 21 point deficit in a game that was won by Dallas in overtime. The following week in a Monday night win over Atlanta (9/20), he recorded his first career tackle at middle linebacker in a nickel passing situation. In Dallas' 35-7 win over Arizona (10/3), Nguyen tied for the team lead among linebackers with a season-high five tackles, including one for a three-yard loss on a screen pass. He also recorded his first career interception with a fourth quarter pick of Jake Plummer. Two weeks later at the N.Y. Giants (10/18), he equaled his season-high with five tackles and had a tackle for a loss while playing primarily middle linebacker in nickel situations. In the Cowboys road loss to Indianapolis (10/31), Nguyen recorded his first career sack when he brought down Peyton Manning for a 13-yard loss on first-and-goal from the Dallas three-yard line. That sack, one of only 14 on Manning in 1999, helped stall a Colts' drive and force a field goal. He also tied for the team lead with three special teams stops against the Colts. In the Monday night loss at Minnesota (11/8), Nguyen tied for the team lead with two special teams tackles. He also forced a fumble on a second quarter kickoff return that Charlie Williams recovered at the Vikings 24-yard line to set up the second Dallas touchdown. Playing mostly in the nickel defense, he recorded four tackles against the Vikings. In the Cowboys 13-9 loss at Arizona (11/21), he tied for the team lead with two special teams tackles and added two tackles at middle linebacker in Dallas' nickel defense as the Cardinals were limited to 207 total yards, including 110 yards passing. At New Orleans (12/24), he recorded four tackles and had a tackle for a 12-yard loss. In the season finale against the N.Y. Giants (1/2/00), Nguyen took over at middle linebacker in the second half for Randall Godfrey (back stiffness). He went on to tie his season-high tackle total with five, and he also helped limit the Giants to 74 yards rushing. In the playoff loss at Minnesota (1/9/00), he broke up two passes and recorded three tackles.

COLLEGE: Following his senior season, Nguyen was one of the nation's most decorated collegiate players, earning All-America honors from Walter Camp, The Sports Network, *The Sporting News*, Burger King/AFCA, *Football News & College Football News*. The National and Big 12 Defensive Player of the Year, he also won the Lombardi Trophy and Chuck Bednarik Award, while being a finalist for the Dick Butkus and Sullivan Awards. Nguyen was also named the *Dallas Morning News* Big 12 Male Athlete of the Year. He finished his senior season with a career-high 147 tackles, becoming the first player in school history to lead Texas A&M in tackles four straight seasons. He also added 20 tackles for losses, four sacks, four forced fumbles, two interceptions, two passes defended and two fumble recoveries. He posted eight double digit tackle games as a senior. He closed his collegiate career with A&M records for consecutive starts (51), tackles (517) and tackles-per-game (10.7). As a junior, he was an All-Big 12 first-team selection and the team MVP. He was also an All-Big 12 first-team selection as a sophomore. In 1995, Nguyen was named Southwest Conference Defensive Newcomer of the Year as a redshirt freshman.

PERSONAL: Nguyen was a consensus Texas Top 100 linebacker following his prep career at Rockport-Fulton High School in Rockport, TX. He earned district 30-3A Defensive Player of the Year honors as a senior after tallying 188 tackles. He also earned Class 3A second-team all-state honors as a punter. Nguyen graduated from Texas A&M with a degree in Agricultural Development in Aug. 1998 and took post-graduate classes during his senior football season. He has taken an active role in the Dallas community, participating in programs that include the Children's Cancer Fund Fashion Show and the Dallas Race for the Cure benefiting the Susan G. Komen Foundation for Breast Cancer Research.

NGUYEN'S COWBOYS STATISTICS

Year	Tackles		Tot.	Sacks	Tkl/ Loss	QB Press.	Passes Def.	For. Fum.	Special Teams		
	Solo	Asst.							Solo	Asst.	Tot.
1999	25	9	34	1.0 (1-13)	5 (1-19)	1		1	11	7	18
Playoffs											
1999	1	2	3	0.0 (0)	0 (0)	0	2	0	0	1	1
Interceptions						Single-Game Bests					
Year	No.	Yds.	Avg.	Long	TD						
1999	1	6	6.0	6	0	Tackles - 5 three times, last vs. N.Y. Giants, 1/2/00					
						Solo tackles - 4 vs. N.Y. Giants, 1/2/00					
						Passes defended					
						playoffs - 2 @ Minnesota, 1/9/00					



Brandon Noble

Defensive Tackle

6'2" ★ 285 ★ 4/10/74

Penn State

FA for '99

NFL: 2nd Year ★ Cowboys: 2nd Year

75

GAMES/STARTS (regular season, playoffs): 1999 (16/0, 1/0).

PRO: Another NFL Europe success story, Brandon Noble was signed by the Cowboys on Feb. 2, 1999 with a chance to provide depth at defensive tackle. After an impressive spring in NFL Europe and a solid training camp, he made Dallas' final roster. He is a tenacious competitor who overcompensates for any physical shortcomings with a non-stop desire to make plays. He quickly found a spot in the Cowboys tackle rotation last year and responded by consistently showing up with positive results and tackles. He's a tackle that has the ability to get into opponent's backfields, creating havoc with the running and passing game. As he develops, he will push for more playing time in the Cowboys defensive line rotation. Noble originally signed with San Francisco as a free agent in 1997 and was waived during training camp. In between brief stops on the 49ers practice squad in 1997 and 1998, he went on to enjoy two very successful NFL Europe campaigns in 1998 and 1999 with the Barcelona Dragons. Noble was one of four 1999 NFL Europe veterans to make the Cowboys' active roster.

1999: A participant in all 16 regular season games and the one playoff game, Noble finished the year ranked second on the team for tackles among non-starters with 36 stops. He tied for fourth on the squad in sacks with three, and he also added five quarterback pressures, one fumble recovery and a pair of tackles for lost yardage. In his first NFL regular season game action, at Washington (9/12), Noble was a part of the defensive tackle rotation, logging one tackle and a quarterback pressure that helped set up a Greg Ellis sack in overtime. In the Cowboys 35-7 win over Arizona (10/3), he recorded three tackles and helped limit the Cardinals to 208 total yards. Two weeks later in the Monday night loss at the N.Y. Giants (10/18), he recorded a season-high four tackles while helping limit the Giants to 228 total yards, including just 75 yards rushing on 30 carries (2.5 avg.). The following week in the 38-20 win over Washington (10/24), Noble recorded his first career sack with a takedown of Brad Johnson in the fourth quarter. He also added two tackles as the defense limited Washington to 272 yards. At Minnesota (11/8), he registered his second sack of the season with a takedown of Jeff George, while tying his season-high with four tackles. In the nationally televised Thanksgiving Day win over Miami (11/25), Noble turned in one of his most productive outings of the season. He picked up his third sack of the year with a take-down of Dan Marino and recorded three tackles and a tackle for a loss as Dallas shutout the Dolphins and limited them to 275 yards, including just 69 rushing. In the win over Philadelphia (12/12), he recovered his first career fumble. The following week against the N.Y. Jets (12/19), he again tied his season-high tackle total of four while adding a quarterback pressure. Noble spent the spring with the Barcelona Dragons of NFL Europe. He finished fifth in the league with five sacks while placing fourth on the Dragons tackle chart with 27. His effort helped lead Barcelona to the World Bowl.

1998: Noble signed with San Francisco on Jan. 13 and was allocated to the Barcelona Dragons of NFL Europe. He was named NFL Europe Defensive Player of the Week after recovering two fumbles, returning one 34 yards for a touchdown, against Frankfurt. Noble went to training camp with the 49ers but was released at the end of camp. He signed onto the 49ers' practice squad on Dec. 3 and was released following the season.


1997: Noble signed with San Francisco as a rookie free agent but was waived during camp. He was signed to the 49ers' practice squad Nov. 12, but was waived a week later.

COLLEGE: As a senior at Penn State in 1996, Noble posted a team-high eight sacks and a career-high total of 72 tackles. In his first full season as a starter during his junior campaign, he registered 53 tackles and four sacks. As a sophomore, he totaled 22 tackles and two sacks during Penn State's 12-0 season.

PERSONAL: Brandon Patrick Noble was named the class 3-A State Player of the Year as a senior at First Colonial High School in Virginia Beach, VA.

NOBLE'S COWBOYS TOTALS

Year	Solo	Tackles Ast.	Tot.	Sacks	Tkl/ Loss	QB Press.	Passes Def.	For. Fum.
1999	20	16	36	3.0 (-16)	2(-2)	5	1	0
Playoffs								
1999	2	1	3	0.0 (0)	0(0)	0	0	0
Opponents' Fumbles Recovered								
Year	No.	Yds.	Avg.	Long	TD	Single Game Bests		
1999	1	0	0.0	0	0	Tackles - 4 three times, last vs. N.Y. Jets, 12/19/00		



Jeff Ogden

Wide Receiver

6'0" ★ 190 ★ 2/22/75

Eastern Washington

FA for '98

NFL: 3rd Year ★ Cowboys: 3rd Year

85

GAMES/STARTS (regular season, playoffs): 1998 (16/0, 1/0), 1999 (16/0, 1/0). Totals - 32/0, 2/0.

PRO: Following a stellar career at Eastern Washington University that saw him earn a scholarship after walking on, Jeff Ogden began his professional career in much the same manner as a rookie free agent with Dallas. Competing with nine other receivers during training camp, Ogden impressed coaches with his preseason performances and hard work, becoming one of only two rookie free agents to make the team out of training camp. He has since gone on to contribute every way possible as a receiver, special teams coverage player and kick returner in his two years with the Cowboys. This spring in NFL Europe, he took full advantage of the opportunity to get on the playing field and responded by finishing fifth in the league in receiving. His speed gives Dallas the ability to stretch defenses when he is inserted into four- and five-receiver sets, and he provides effective coverage on one of the NFL's top special teams units.

2000: Ogden spent the spring playing for the Rhein Fire in NFL Europe, where he finished fifth in the league in receptions with 44 and was fifth in receiving yards with 635 despite missing the final two games with a sprained right foot. He also added seven touchdowns and helped lead the Fire to a 7-3 regular season record, the best record in the league, and the World Bowl title. He was one-of-three receivers chosen to the All-NFL Europe team following the season.

1999: With injuries wreaking havoc within the Cowboys receiving corps, Ogden became a valuable part of the team's four receiver sets. Proving this point is the fact that nine of his 12 receptions gave Dallas a first down, including six on third down. Ogden also proved to be a reliable part of the club's return teams, averaging 21.0 yards on 12 kickoff returns and even filling in on four punt returns, posting a 7.0 yard average. In the season opening overtime win at Washington (9/12), Ogden recorded an eight-yard catch during the Cowboys fourth quarter, game-tying drive. He also contributed greatly on special teams, averaging 21.8 yards on six kickoff returns and tying for third on the team with two tackles on the punt coverage team. The following week against Atlanta (9/20), he tied for the team lead with two receptions. His only reception of the day against Arizona (10/3) came on third down and gave Dallas a first down. He also added two kickoff returns for 34 yards. Ogden recorded a career-long 25-yard reception against Washington (10/24) to convert a third down and set Dallas up at the 13-yard line on the game's opening touchdown drive. In the fourth quarter, he took over for Deion Sanders as the team's punt returner and recorded a fair catch and a return for three yards in his first career action at the position. He again posted two receptions (for 25 yards) at Indianapolis (10/31) and had a season-high three punt returns for 25 yards (8.3 avg.) at Minnesota (11/8). Not all of Ogden's performances show up on the stat sheet. Covering a punt against Green Bay (11/14), he was able to bat a ball out of the end zone that was then downed at the four-yard line. His special teams play against Miami (11/25) helped limit Brock Marion - who entered the game second in the NFL with a 26.4 yard average - to an 18.4 yard average on five kickoff returns. Ogden's two receptions at New England (12/5) were good for 21 yards, with both catches coming on third down and giving Dallas a first down. With a playoff berth on the line in the season finale against the N.Y. Giants (1/2/00), Ogden converted a third-down with a six-yard reception on third-and-three during Dallas' first touchdown drive. He then recorded a 22-yard reception to set up a Dallas field goal just before the half. Ogden recorded his first career postseason catch with a four-yard grab at Minnesota (1/9/00).

1998: An unheralded rookie free agent, Ogden made the squad with his performance in pre-season, where he recorded seven catches for 126 yards and led the team in yards-per-catch average (18.0). He earned his keep during the regular season by tying for sixth on the team with 10 special teams tackles - the third best figure for an offensive player. His play helped Dallas lead the NFL in kickoff return coverage and finish third in punt return coverage. After suffering a sprained left ankle in the second half at Denver (9/13), Ogden returned to record special teams tackles in the Cowboys next two home games against Oakland (9/27) and Carolina (10/11). In his first action at wide receiver, Ogden took snaps in the fourth quarter at Philadelphia (11/2) and recorded his first career reception with a 10-yard grab from quarterback Mike Quinn. He recorded his first career kickoff return (28 yards) and added a special teams tackle at Arizona (11/15). His biggest day of the season came against Seattle (11/22) when he stepped into the four wide receiver packages after Ernie Mills suffered an abdominal injury. Ogden went on to record a season-high four receptions for 26 yards and also ran 12 yards with an end around. A bruised right shoulder forced him from the game against Minnesota (11/26), but not before he recorded a seven-yard reception and two kickoff returns for 37 yards. He returned to action on special teams but was limited at wide receiver with his bruised right shoulder at New Orleans (12/6). Ogden's two receptions for 20 yards



at Kansas City (12/13) included a season-long 12-yard grab. With three special teams tackles, Ogden tied for the team lead and helped limit Brian Mitchell to an 11.4 average on five kickoff returns in the season finale against Washington (12/27). He was one of two rookie free agents (Robert Thomas) to make the club out of camp.

COLLEGE: After starting his career at Eastern Washington as a walk-on, Ogden went on to total 57 catches for a school record 1,148 yards (20.1 avg.) and 13 touchdowns as a senior, earning Big Sky Conference, honorable mention 1-AA All-America and GTE District VIII Academic All-America honors. He earned ESPN/USA Today National Player of the Week honors after totaling 217 receiving yards against Montana. Ogden finished his senior year with five 100-yard receiving games, including 151 against Idaho and 147 with three touchdowns against Idaho State. Ogden was also a three-time All-Academic Big Sky Conference honoree. As a junior, he totaled 216 yards on 10 catches after missing the final seven games of his sophomore season with a back injury. After earning a scholarship following his freshman year, he started the first three games of his sophomore season before suffering the back injury, finishing the season with two catches for 36 yards.

PERSONAL: Ogden was the Snohomish, WA, High School team captain while earning inspirational and scholastic awards in football as a senior. He also competed in basketball and track. Ogden, who earned his degree in secondary education at Eastern Washington, has participated in a number of community events in the Dallas-Ft. Worth area, including the club's "Be Cool, Go To School" program with the Dallas Independent School District and the Ft. Worth Race For The Cure benefiting the Susan G. Komen Foundation for breast cancer research.

OGDEN'S COWBOYS TOTALS

Year	No.	Yds.	Avg.	Long	TD
1998	8	63	7.9	12	0
1999	12	144	12.0	25	0
Total	20	207	10.4	25	0

Year	No.	Yds.	Avg.	Long	TD
1998	3	65	21.7	28	0
1999	12	252	21.0	29	0
Total	15	317	21.1	29	0

Additional Statistics

Special Teams Tackles: 1998 (5-5-10), 1999 (4-1-5).
Totals 9-6-15.

Year	No.	Yds.	Avg.	Long	TD
1998	1	12	12.0	12	0

Year	No.	FC	Yds.	Avg.	LG	TD
1999	4	2	28	7.0	10	0

Single-Game Bests

Receptions - 4 vs. Seattle, 11/22/98
Receiving Yards - 28 vs. N.Y. Giants, 1/2/00
Long Reception - 25 vs. Washington, 10/24/99
Kickoff Returns - 6 @ Washington, 9/12/99
Punt Returns - 3 @ Minnesota, 11/8/99



Solomon Page

Guard/Tackle

6'4" ★ 321 ★ 2/27/76

West Virginia

D2 for '99 (55th overall)

NFL: 2nd Year ★ Cowboys: 2nd Year



GAMES/STARTS (regular season, playoffs): 1999 (14/6, 1/0). Totals - 14/6, 1/0.

PRO: When the Dallas Cowboys saw Solomon Page still on the draft board in the second round, they jumped at the opportunity to add a big, athletic lineman to the team. Page worked right into the mix during his rookie campaign, seeing action in 14 games, including six starts. A left tackle in college, he made the adjustment to left guard last year, starting five games for the injured Larry Allen. With several of his linemates suffering injuries throughout the season, he was able to see playing time at every line position except center. In 2000, he will be expected to contribute even more as he battles to become the Cowboys regular starting right guard.


1999: Page was a key part of an offensive line that allowed just 24 sacks, the second fewest in the NFL, while allowing one or fewer sacks in nine-of-16 games. In addition, he helped Emmitt Smith to his highest single season rushing total (1,397) since 1995. After being inactive the first two weeks of the season, Page earned his first NFL playing time against Arizona (10/3) in his first professional start. Filling in at right tackle for Erik Williams, Page helped hold the Cardinals without a sack in 21 pass plays. With the game at Arizona (11/21), Page began a string of five consecutive starts at left guard for Allen (sprained knee). At Arizona, Page, who also saw fourth quarter action at right tackle when Williams left the game with a blow to the head, helped the running game amass 156 yards. On Thanksgiving Day against Miami (11/25), he helped lead Smith to 103 rushing yards while helping the line surrender just one sack in 30 pass plays. He started at left guard at New England (12/5) but also saw time at left tackle for Flozell Adams. Page and the offensive line helped Troy Aikman pass for 242 yards against Philadelphia (12/12) while allowing only one sack in 41 passing plays. Against the N.Y. Jets (12/19), his blocking was a key part of a Dallas running attack that gained 195 yards while surrendering only one sack in 29 passing plays. He returned to reserve



duty at New Orleans (12/24) as Allen returned to the lineup. Page was the Cowboys second-round (55th overall) draft choice in the 1999 NFL Draft.

COLLEGE: A three-year starter at left tackle, Page helped anchor an offensive line at West Virginia that produced at least 300 total yards in each of his final 21 games. He helped All-America running back Amos Zereoue become the school's and Big East's all-time leading rusher (4,054 yards) and quarterback Marc Bulger become WVU's career passing yards leader (5,995). An All-Big East selection as a junior, Page graded out at 89% consistency for an offense that generated 5,546 total yards. He earned All-Big East honors as a sophomore after grading out at 87% consistency for an offense that amassed 4,602 yards. As a redshirt freshman, Page graded out at 84% consistency, becoming just the 11th freshman since 1980 to earn a spot in the exclusive Mountaineer Club for players who grade at least 80 percent at their position in at least eight games. Page was redshirted his first year at WVU after attending Hargrave Military Academy for one year.

PERSONAL: An all-city selection at Brashear High School in Pittsburgh, PA, Page was rated the 34th best defensive tackle prospect in the country by Prep Football Report. He was an athletic coaching education major at West Virginia. Page has participated in the Cowboys offensive line's support of The RISE School in Dallas with the "First Downs for Down Syndrome" project.



Izell Reese

Safety

6'2" ★ 190 ★ 5/7/74

Alabama-Birmingham

D6 for '98 (188th overall)

NFL: 3rd Year ★ Cowboys: 3rd Year



GAMES/STARTS (regular season, playoffs): 1998 (16/0, 1/0), 1999 (8/4, 0/0). Total - 24/4, 1/0.

PRO: After joining the Cowboys as a sixth-round draft choice in 1998, Izell Reese showed himself to be an aggressive defender. With his play in the Cowboys secondary and on special teams, he became known for his crunching hits and physical play. This type of play helped him earn additional playing time in 1999, including four starts. He had coaches excited and was leading the team in interceptions when his season was cut short due to a herniated disc in his neck midway through the schedule. He underwent fusion of the C2-C3 vertebrae on Jan. 4 and should be back on the field this fall.

1999: Despite missing the final eight games of the season with a herniated disc in his neck, Reese tied for second on the team with three interceptions while totaling 28 tackles, five passes defended, two quarterback pressures and six special team tackles. Against Atlanta (9/20), he posted two tackles and a fourth quarter interception he returned 24 yards. He recorded a special teams tackle against Arizona (10/3) before earning his first NFL start at Philadelphia (10/10). Playing strong safety for Darren Woodson (sprained ankle), Reese logged a career-high six tackles and an interception against the Eagles. He tied his career-high the next week with six stops at the N.Y. Giants (10/18) before leaving the game in the fourth quarter with a neck strain. He started at free safety for George Teague (strained neck) against Washington (10/24) and totaled five tackles and a pass defended, while helping limit the Redskins top ranked offense to 272 total yards. He again started for Teague at Indianapolis (10/31) and registered four tackles and two special teams stops. At Minnesota (11/8), Reese earned his fourth start of the season as Dallas opened in its 45 package. He posted five tackles against the Vikings while intercepting his third pass of the season. He was deactivated against Green Bay (11/14) and placed on injured reserve Nov. 19 with a herniated disc in his neck.

1998: Not expected to make a huge impact as a rookie, Reese surprised many by contributing in the Dallas "45" and nickel defenses and emerging into a leader on special teams. Based heavily on the play of Reese - who led the Cowboys in special teams tackles with 21 - the Dallas coverage units led the NFL in kickoff coverage (18.5) and finished third in punt coverage (6.2). In addition, the Cowboys kickoff coverage teams led the NFL in opponents starting field position after receiving a kickoff (22.4-yard line). His 21 tackle performance on special teams was the second best figure among all NFL rookies (Hines Ward, Pittsburgh - 28). His play earned him NFL Special Teams Coverage Player of the Year as selected by the *Dallas Morning News*. Reese started his NFL career off with a bang by tying for the team lead with two special team tackles in the season opener against Arizona (9/6). He came into his own the second half of the season, recording 16 special teams stops over the final nine games of the regular season. He began that stretch by leading the team with three stops at Philadelphia (11/2). The next week against the N.Y. Giants (11/8), he was second on the team with two special team tackles and followed that with a team-high three special teams stops at Arizona (11/15). Against Seattle (11/22), he led the team with two special team tackles, while adding a tackle playing safety in the Dallas nickel defense. While playing safety in the nickel defense against Minnesota (11/26), Reese recorded his first career interception with a third quarter pick of Randall Cunningham. He was also second on the team with two special team tackles. Continuing to show promise in the secondary, Reese had two tack-



les at Kansas City (12/13). He recorded two more tackles and a quarterback pressure against Philadelphia (12/20), and then closed out the regular season with two special team tackles against Washington (12/27), helping limit Brian Mitchell to an 11.4 average on five kickoff returns. He also added two tackles on defense. He made his first career postseason appearance against Arizona (1/2/99), recording three tackles in passing down situations.

COLLEGE: Reese finished his four years at UAB ranked second in career tackles with 276. His eight career interceptions ranked him fourth in school history, and his 135 career interception return yards set a school record. Reese also established a school mark by appearing in 44-of-44 games as a Blazer. As a senior, he recorded a career-high 83 tackles from his strong safety position. He closed out his collegiate career with a school-record 85-yard interception return for a touchdown in a win over Arkansas State. He finished second on the team with 69 tackles his junior year after registering 70 tackles and an interception as a sophomore. He posted a career-high 18 stops – the third best single-game total in school history – against Western Kentucky during his sophomore campaign. As a true freshman, Reese had a career-high four interceptions. Reese was the second player in the UAB program's seven-year history to be selected in the NFL Draft, joining cornerback Dainon Sidney – who was taken in the third round of the 1998 draft by Tennessee.

PERSONAL: A three-year letterman at Northview High School in Dothan, AL, Reese led the team with five interceptions as a senior. He also lettered in basketball. Reese, a physical education major, has served as a celebrity football coach in the annual Dallas Cowboys Let Us Play! Sports Camp for girls, working with girls from non-profit agencies in the Dallas/Ft. Worth area.

REESE'S COWBOYS TOTALS

Year	Tackles		Tot.	Sacks	Tk/Loss	QB Press.	Passes Def.	For. Fum.	Special Teams		
	Solo	Ass.							Solo	Ass.	Tot.
1998	4	3	7	0.0 (0)	0(0)	1	1	0	12	9	21
1999	20	8	28	0.0 (0)	0(0)	2	5	0	5	1	6
Totals	24	11	35	0.0 (0)	0(0)	3	6	0	17	10	27


Playoffs

1998	1	2	3	0.0 (0)	0(0)	0	0	0	0	0	0
------	---	---	---	---------	------	---	---	---	---	---	---

Year	Pass Interceptions			
	No.	Yds.	Avg.	Long
1998	1	6	6.0	6
1999	3	28	9.3	24
Totals	4	34	8.5	24

Single Game Bests

Total Tackles – 6 @ Philadelphia, 10/10/99 and
 @ N.Y. Giants, 10/18/99
 Solo Tackles – 5 @ Philadelphia, 10/10/99 and
 @ N.Y. Giants, 10/18/99
 Passes Defended – 2 @ Philadelphia, 10/10/99



Brian Roche

Tight End

6'5" ★ 260 ★ 5/5/73

San Jose State

FA for '00

NFL: 4th Year ★ Cowboys: 1st Year



GAMES/STARTS 1996 (13/0-S.D.), 1997 (5/0-S.D.), 1998 (4/1-K.C.), 1999 (DNP). Total - 22/1.

PRO: An athletic, young tight end, Brian Roche has proven over three years in the NFL that he has the potential to compete for a role in the Dallas offense. With his size, 6-5, 260-pounds, he was signed on March 7 because he provides not only a sizeable downfield target, but also a powerful blocker for the running game. Originally a third-round draft choice (81st overall) of the San Diego Chargers in 1996, he has proven to be a solid contributor on special teams as well as a reliable blocker on offense. Roche's play on special teams will be forever etched in the Cowboys record books, as he is the only player to have blocked a Dallas punt during the regular season in the 1990s, having accomplished the feat at Kansas City (12/13/98).

1999: Roche went to camp with Kansas City but was released on Aug. 31 and spent the season out of football.

1998: After spending the offseason rehabilitating his injured left knee, Roche was released by San Diego on Sept. 1 and immediately signed with Kansas City on Sept. 8. He saw action in four games with the Chiefs spread out over two stints on the roster but did not record any receptions. He saw his first playing time on special teams at Philadelphia (9/27), but was then released on Oct. 13. He rejoined the squad on Dec. 8 and started his first career contest as a second tight end just five days later against Dallas (12/13). In that game, he went on to block a Toby Gowin punt in the second quarter, the only blocked punt allowed by Dallas in a regular season game in the 1990s. Roche also saw duty primarily as an extra blocker in short yardage sets at the N.Y. Giants (12/20) and at Oakland (12/26).

1997: Roche saw action in five games during an injury shortened season with San Diego but did not record any receptions. After being deactivated for the season opener at New England (8/31), he saw action on special teams at New Orleans (9/7). He was then inactive the next six weeks



before participating in the Chargers next five contests on special teams and as a blocking tight end. At San Francisco (11/23), Roche suffered a sprained medial collateral ligament in his left knee. He was placed on the reserve/injured list on Nov. 26 and missed the remainder of the season.

1996: As a rookie, Roche saw action in 13 games and finished the season with 13 receptions for 111 yards while also adding two tackles on special teams. After being inactive the first three games of the year, Roche saw his first action at Oakland (9/22). He recorded his first career reception while facing Kansas City (9/29). The next week, he set a career-high with three receptions for 21 yards at Denver (10/6). Roche saw action against Oakland (10/21), at Seattle (10/27) and against New England (12/1) but did not record a catch. He did go on to record one catch apiece at Indianapolis (11/3) and at Chicago (12/14) before posting two receptions for 14 yards against Tampa Bay (11/17). He then hauled in an 18-yard grab at Kansas City (11/24). Roche logged a career-long 19-yard reception at Pittsburgh (12/8) and then tied his career-high with three receptions for 23 yards in the season finale against Denver (12/22).

COLLEGE: As a senior, Roche earned second-team All-America honors from Associated Press and *Football News*, as well as consensus All-Big West Conference recognition, for his 66 catch, 729 yard, five touchdown season. He became the first tight end in school annals to catch over 50 passes in a season, and his 6.0 receptions-per-game ranked him 14th in the nation – second among tight ends. For his career, Roche saw action in 33 games with 22 starts, and he recorded 101 receptions for 1,176 yards (11.6 avg.) and seven touchdowns. As a junior, he earned second-team All-Big West honors after grabbing 30 passes for 390 yards (13.0 avg.) and two touchdowns. Roche originally attended Cal-Poly San Luis Obispo as a freshman in 1991 and was then forced to sit out the 1992 season under NCAA transfer rules.

PERSONAL: Brian Matthew Roche lettered in football and basketball for Damien High School in LaVerne, CA. He graduated from San Jose State with a degree in Communications and Pre-law. His father, Terry, is head football coach at Diamond Bar, CA, High School and led his team to a number two national ranking from *USA Today* and the California state championship with undefeated seasons in 1996 and 1998. Since joining the Cowboys, Brian has become active in the Dallas community, speaking at local schools and supporting the Plano Race For The Cure benefiting The Susan G. Komen Foundation for breast cancer research.

ROCHE'S NFL TOTALS

Year	Receiving No.	Yds.
1996 (S.D.)	13	111

Avg. 8.5

Long 19


TD 0

Single-Game Bests

Receptions – 3 @ Denver, 10/6/96 and vs. Denver, 12/22/96
Receiving Yards – 23 vs. Denver, 12/22/96
Long Reception – 19 @ Pittsburgh, 12/8/96

Additional Statistics

Special Teams Tackles: 1996 (2 – 0 – 2)
Blocked Punts: 1 (vs. Dallas, 12/13/98)



Bernard Russ

Linebacker

6'1" ★ 238 ★ 11/4/73

West Virginia

FA for '00

NFL: 3rd Year ★ Cowboys: 1st Year



GAMES/STARTS (regular season, playoffs): 1997 (2/0, 2/0 - N.E.), 1998 (1/0 - N.E.), 1999 (7/0 - N.E.). Total - 10/0, 2/0.

PRO: The Cowboys were looking to add depth to their linebacking corps when they signed Bernard Russ on March 7. With Russ, they obtain depth at all three linebacking positions as he has the versatility to play on the strongside, weakside or in the middle. He impressed Dallas coaches with his work ethic and his desire to improve during the offseason. Along with linebacker depth, Russ also provides the Cowboys with a solid special teams contributor.

1999: Russ spent the spring playing for the Scottish Claymores of NFL Europe after being allocated by New England. He finished the spring season tied for eighth on the team with eight special team tackles while contributing four defensive tackles. Russ returned to the Patriots to register two special team stops in the season opener at the N.Y. Jets (9/12). He posted another special teams tackle the next week against Indianapolis (9/19). He was inactive five of the next seven weeks before being released on Dec. 6.

1998: Russ opened the season at Denver (9/7) on the Patriots special teams units but suffered a broken jaw early in the game. He was inactive for the next five games before being placed on injured reserve on Oct. 10, missing the remainder of the regular season and the postseason.

1997: Russ signed with the Baltimore Ravens on April 25 as a rookie free agent but was released after training camp on Aug. 24. He signed to the New England Patriots practice squad on Aug. 27, where he spent the first 14 weeks of the season. He was moved to the Patriots active ros-



ter on Dec. 9 and made his NFL debut against Pittsburgh (12/13) on special teams units. He registered his first special teams tackle in the season finale at Miami (12/22) before tallying another special teams stop against Miami (12/28) in an AFC Wild Card Playoff Game. In the Pats' divisional playoff game at Pittsburgh (1/3/98), Russ recorded a pair of special team tackles.


COLLEGE: Russ was a two-year starter at West Virginia, where he won the "Gridiron Gladiator Award" for on-field intensity from WVU's coaches following his senior campaign. As a senior, he led the Mountaineers with 88 tackles and earned second-team All-Big East honors. He finished second on the team as a junior with 78 tackles while also totaling two sacks and two interceptions. He transferred to West Virginia from Arizona Western Junior College after earning JUCO All-America honors.

PERSONAL: Bernard Dion Russ was a football and basketball standout at Collinwood High School in Cleveland, OH. He lettered three times in each sport while serving as team captain for both teams and earning all-North Synod honors in football. He was actively involved in the community while with the Patriots. Bernard has two daughters, Anise (6/28/91) and Nikayla (5/8/00), and a son, Bernard, Jr. (6/29/99).

RUSS' NFL TOTALS

Special Teams Tackles

Regular Season: 1997 (1), 1999 (3). Totals 4.
Playoffs: 1997 (3).



Emmitt Smith

Running Back

5'9" ★ 209 ★ 5/15/69

Florida

D-1 for '90 (17th overall)

NFL: 11th Year ★ Cowboys: 11th Year



GAMES/STARTS (regular season, playoffs): 1990 (16/15), 1991 (16/16, 2/2), 1992 (16/16, 3/3), 1993 (14/13, 3/3), 1994 (15/15, 2/2), 1995 (16/16, 3/3), 1996 (15/15, 2/2), 1997 (16/16), 1998 (16/16, 1/1), 1999 (15/15, 1/1). Total - 155/153, 17/17.

PRO: In 10 seasons, Emmitt Smith has made an impact on the NFL that few players can match at any position or in any era. As the third ranked rusher on the NFL's all-time list, Smith has also won four NFL rushing titles, three Super Bowl titles and a league (1993) and Super Bowl (XXVIII) MVP award. When looking at Smith's career numbers, NFL history provides a short list of players with which to compare him. His career rushing total of 13,963 yards - which is the best among active NFL runners - has him trailing only Walter Payton (16,726) and Barry Sanders (15,269). Smith is the NFL's career rushing touchdowns leader with 136 and stands second in league annals in total touchdowns with 147, trailing the all-time leader, Jerry Rice, by 33. Already the first player in NFL history with five straight seasons with over 1,400 yards rushing, Smith and Jim Brown are the only players with seven straight 10-touchdown seasons to start their career. With 1,397 yards rushing in 1999, Smith became just the second player in NFL history to rush for 1,000 yards in nine consecutive seasons (Barry Sanders, 10). He is also ranked second on the NFL's all-time rushing attempts list with 3,243, trailing only Payton (3,838). With an NFL record 25 touchdowns in 1995, Smith scored 100 career touchdowns in just six seasons, the fastest anyone in league history has reached that mark (he tied Brown's NFL record by scoring 100 touchdowns in just 93 career games). His 136 career rushing touchdowns in 155 games gives him a 0.88 touchdown-per-game scoring average, second behind Brown's 0.90 for tops among the all-time rushing touchdown scorers (John Riggins 0.59 and Walter Payton 0.58 are next on the list). Smith is one of only three players in Dallas history with three career 100 point seasons, and he is the only non-kicker to accomplish the feat. His value to the Cowboys' success can be seen in the club's 88-19 mark (including playoffs) when he carries the ball 20-or-more times a game and 57-14 record (including playoffs) when he rushes for 100 yards. The century mark has become a big number in Smith's career, having rushed for 100 yards in 141-of-255 games dating back to high school (45-of-49 at Escambia H.S., 25-of-34 at Florida and 71-of-172 at Dallas, including playoffs). Included in Smith's club-record 64 regular season 100-yard rushing games are 11 of the top 15 performances in team history and 17 days with over 150 yards (the fifth highest total of 150-yard games in NFL history). In NFL annals, Smith's 64 100-yard rushing games are tied with Eric Dickerson for third all-time. One reason Smith has become such a workhorse in the Dallas offense over the years has been his ability to answer the bell at gametime, starting 170 of a potential 175 games with Dallas - including playoffs. The only two missed starts of his career due to injury came in the season finale at the N.Y. Giants on Dec. 24, 1994 and in a November 14, 1999 game at Texas Stadium against Green Bay. That durability has enabled Smith to lead the Cowboys in rushing in 142 of his 155



career regular season games. Smith has accumulated a number of NFL postseason records, including rushing touchdowns (19), consecutive games with a rushing touchdown (nine) and 100-yard rushing games (seven). His 1,586 yards rushing is also tops on the NFL postseason chart, and he shares the total playoff touchdown mark of 21 with Thurman Thomas. Not limited to rushing and scoring, Smith is fourth on the Cowboys all-time reception list with 442 career catches. He trails No. 3 Tony Hill (479) on that list by 37 receptions. He is one of only three NFL players who have amassed over 10,000 career-rushing yards and 400 career receptions. He is also eighth on the NFL's all-time combined yardage list with a club record 16,691 yards. Eric Metcalf is seventh at 16,727. He is also the Cowboys all-time leading scorer with 884 points, having moved past Rafael Septien (874) in 1999.

1999: Smith turned in another history-making season in his brilliant career by finishing second in the NFC, fourth in the NFL, in rushing with 1,397 yards. His rushing numbers marked his best season since the 1995 Super Bowl XXX year when he led the NFL with 1,773 yards. He also registered more 100-yard rushing games, nine, than in any other year other than 1995 when he recorded a club record 11. His 11 rushing touchdowns were the fourth best total in the NFL for 1999, and he had a touchdown in each of the first eight games of the season and nine consecutive dating to 1998 – a stretch that tied the third longest streak in club history. Overall, his 13 touchdowns tied for third in the NFL in total touchdowns. He was selected to his eighth NFC Pro Bowl squad in 1999, giving him more Pro Bowl appearances than any other offensive player in Cowboys' history. Only Bob Lilly (11 times), Mel Renfro (10) and Randy White (nine) have more Pro Bowl selections than Smith in a Cowboys uniform. Smith opened the season at Washington (9/12) with 109 yards on 23 carries and one touchdown, marking the 56th 100-yard rushing game of his career. In the following week's Monday night win over Atlanta (9/20), he produced his second consecutive 100-yard rushing game with a 109-yard performance. It was just the third time in 29 games that an opposing player had rushed for over 100 yards against the Falcons. He also had two rushing touchdowns in the game, the second coming on a seven-yard run in the third quarter that moved Smith past Tony Dorsett (12,739 yards) into fourth place on the NFL's all-time career rushing list. In the Cowboys 35-7 win over Arizona (10/3), he picked up 77 yards on 22 carries and scored his fourth touchdown of the season. During that win over the Cardinals, he moved into 11th place on the NFL's all-time combined yardage list. In the loss at Philadelphia (10/10), Smith recorded his 3,000th career carry, becoming just the fourth player in NFL history to reach that mark. For the day he had 30 carries for 114 yards and posted a season-high five receptions for 31 yards, giving him 145 combined net yards and moving him past Tony Dorsett (15,501) into first on the Cowboys all-time combined net yardage list. It was his 11th career 100-yard rushing day against Philadelphia, the most against one opponent, and the 58th of his career, tying him with Jim Brown for the fourth most in NFL history. The following week at New York (10/18), he became the fourth player in NFL history to top the 13,000-yard mark for career rushing yards with his 26 yards against the Giants. He also scored in his sixth consecutive game. In Dallas' 38-20 win over Washington (10/24), he tallied 24 carries for 80 yards and a touchdown, moving him past Barry Sanders (3,062) into second on the NFL's all-time career carry list with 3,064 carries. The following week, in a 34-24 loss at Indianapolis (10/31), Smith scored two touchdowns for the second time in 1999 en route to a 22 carry, 93 yard rushing day. In the Cowboys loss at Minnesota (11/8), Smith electrified the Monday night national television audience by rushing for 140 yards and two touchdowns on 13 carries in the game's first 24 minutes. He then left the game with a fractured fourth metacarpal in his right hand. It was his best rushing total in a half in his career, and his 10.8 yards-per-carry average was a career-high. Included in his first half totals were 63 and 24-yard touchdown runs on back-to-back carries just 18 seconds apart, the fastest anyone has scored back-to-back touchdowns in league history. His 63-yard run was the third longest of his career and it gave him the yardage necessary to move past Eric Dickerson (13,259 yards) into third on the NFL's all-time rushing list. He suffered the fracture on that run, but came back to run 24 yards for a score on his next carry before leaving the game. That 24-yard score tied Marcus Allen for second all-time on the NFL's touchdown list with 145. It was the 59th career 100-yard game of Smith's career, the fourth most 100-yard games in NFL history. On Nov. 9, Dr. Hugh Frederick performed surgery to place a plate and six screws in his fractured right hand. The broken bone in his hand forced Smith to miss only the second start due to an injury of his career in the Cowboys win over Green Bay (11/14). His only other missed start, as the result of an injury, came in the season finale of the 1994 season at the N.Y. Giants (12/24/94). The next week at Arizona (11/21), while playing with a padded glove on his fractured right hand, Smith recorded the 60th regular season 100-yard rushing day of his career with 127 yards on 29 carries (4.4 avg.). He also became the 10th player in NFL history to surpass the 16,000-yard mark for career combined net yards, and he moved past Thurman Thomas (16,090) into ninth on the NFL's all-time list in that department. In the Cowboys' 20-0 Thanksgiving Day win over Miami (11/25), he led the team in rushing with 103 yards on a season-high 31 carries, it was his third consecutive 100-yard rushing game and the 61st of his career. At New England (12/5), he had his string of three 100-yard rushing games snapped with a 75 yard game (19 carries). In the loss to the Patriots, he went over the 1,000 yard mark for the season, marking his ninth consecutive 1,000-yard season. In the Cowboys' win over Philadelphia (12/12), he recorded one carry for two yards before leaving the game in the first quarter with a strained groin. The following week in the loss to the N.Y. Jets (12/19), he returned to the starting lineup and recorded his seventh 100-yard rushing game of season with 19 carries for 110 yards (5.8 avg.). He also had a season-high 36 yards receiving, including a 14-yard touchdown grab from Aikman – his longest reception of the season. That scoring catch was his 146th career touchdown, mov-



ing him into sole possession of second place on the NFL's all-time touchdown list. The score also made him the club record-holder for career points (878), breaking the mark of 874 set by Rafael Septien. In the Christmas Eve loss at New Orleans (12/24), Smith posted his eighth 100-yard rushing game of the season with 110 yards on 23 carries (4.8 avg.). He also scored his 11th rushing touchdown of the year. In the playoff clinching win over the N.Y. Giants (1/2/00), he posted a 100-yard game for the third straight week – and the ninth time on the season – with a 22 carry, 122 yard outing. That performance, which included a 45-yard run, marked the 64th 100-yard rushing game of his career, tying Eric Dickerson for the third most in NFL history. He closed another historic season in the playoff loss at Minnesota (1/9/00) by rushing for 99 yards and a touchdown on 15 carries. In the first quarter, he recorded a 65-yard run to set up a Dallas field goal. It was the longest postseason run in Cowboys history. When the day ended, he became the NFL's all-time leader in career postseason rushing yards (1,586) and rushing touchdowns (19). He also tied the NFL post-season career touchdown record – 21 by Thurman Thomas.

1998: With a resurgence that saw him rush for more yards and touchdowns than he's had in a season since 1995, Smith continued his movement through NFL and Cowboys record books. With 1,332 yards rushing, he became just the third person in NFL history to rush for over 1,000 yards in eight consecutive seasons while finishing fourth in the NFC, fifth in the NFL, in rushing. He finished second in the NFC, fourth in the NFL, with 13 rushing touchdowns, giving him a NFL record 125 career-rushing touchdowns. With his seventh Pro Bowl selection, he became the only offensive player in club history to be invited to Hawaii that many times. Smith opened the year against Arizona (9/6) with a season-high 29 carries for 124 yards, moving past O.J. Simpson and John Riggins into ninth on the NFL's all-time rushing yards list. At Denver (9/13), he carried the ball 20 times for 93 yards, moving ahead of Thurman Thomas into eighth place on the league's career rushing list. At the N.Y. Giants (9/21), Smith totaled 21 yards on seven carries before suffering a strained groin in the second quarter. His strained groin limited him the next week against Oakland (9/27) as he rushed for 59 yards and a touchdown on 21 carries. He registered the 50th 100-yard rushing day of his career when the Cowboys traveled to Washington (10/4), totaling 120 yards and a touchdown on 28 carries. For the first time in back-to-back games since December of 1995, Smith again posted a 100-yard game, totaling 112 yards on 21 carries against Carolina (10/11). He joined the Michael Irvin (146 yards receiving)/Ernie Mills (110) tandem against the Panthers to become the third trio in club history to top the 100-yard mark in the same game (one rushing and two receiving). Smith gained 78 yards on 16 carries at Chicago (10/18) before rushing for 101 yards on 23 carries at Philadelphia (11/2) to surpass Tony Dorsett's club record for career carries (2,755), finishing the game with 2,760. Smith broke Dorsett's club record for career rushing yards the next week against the N.Y. Giants (11/8) with a season-high 163 yards on 29 carries. He passed Dorsett (12,036) on a season-long tying 32-yard run in the second quarter, and he became the eighth player in NFL history to top the 12,000-yard plateau. He also led the team in receiving against the Giants with five catches, putting him over the 400-career reception plateau. At Arizona (11/15), he totaled 118 yards and three touchdowns on 26 carries to move past Franco Harris into seventh place on the NFL's all-time rushing list. The Cardinals game marked his first multiple touchdown game since scoring three times against Washington on Nov. 28, 1996, and it moved him ahead of Walter Payton and Jim Brown into third place on the league's all-time touchdown list. The Cardinals game also marked the first time since 1995 that Smith recorded three consecutive 100-yard rushing days. He registered 74 yards on 17 carries against Seattle (11/22), moving him past 1,000 rushing yards for the eighth consecutive season and past Marcus Allen into sixth place on the NFL's all-time rushing list. Four days later on Thanksgiving Day against Minnesota (11/26), he registered his second three touchdown day of the month, No. 121, 122 and 123 of his career, tying Marcus Allen's NFL record for career rushing touchdowns (123). His 44 rushing yards moved him past Jim Brown into fifth on the NFL's all-time list. After posting a career-low 0.4 average on 15 carries at New Orleans (12/6) and totaling 42 yards on 14 rushes at Kansas City (12/13), Smith rebounded against Philadelphia (12/20) with his seventh 100-yard game of the season. He carried the ball 25 times for 110 yards against the Eagles to become the 12th player in NFL history to top the 15,000 total yard mark in a career. In only one half of action against Washington (12/27) in the season finale, he totaled 67 yards and two touchdowns on 10 carries. Smith's two scores, career touchdowns 124 and 125, broke Marcus Allen's NFL career rushing touchdowns record (123). Against Arizona (1/2/99) in the postseason, Smith totaled 74 yards on 16 carries. He finished the year with 27 receptions for 175 yards and two touchdowns, placing him fourth on Dallas' all-time reception list with 415 career catches.

1997: Smith's assault on the Dallas Cowboys and NFL record books continued at a hectic pace. With 1,074 yards rushing, he finished the year fifth in the NFC and 12th in the NFL in rushing yards. His 1,308 total yards from scrimmage marked the eighth straight season he has topped the 1,000 yard mark in that category. Returning from offseason ankle surgery, Smith opened the season with 26 carries for 69 yards and three receptions for 25 yards in the 37-7 win at Pittsburgh (8/31). He had a season-high 132 yards rushing, including a season-long 44-yard carry, at Arizona (9/7) the following week. He did that despite missing part of the fourth quarter and overtime after suffering bruised ribs. The 44-yard run was his longest since a 60-yard touchdown run in the 1995 season opener at the N.Y. Giants. Early in the season against NFC East foes, Smith posted a season-high 27 carries for 91 yards against Philadelphia (9/15) on Monday Night Football and had a season-high six receptions and 91 yards rushing on 19 carries at the N.Y. Giants (10/5). With two receptions for 23 yards at Washington (10/13), Smith moved past Bob Hayes (365) into fifth place on the team's all-time reception list with 366 career catches. In a 26-22 come-from-behind win over



Jacksonville (10/19), he ran 24 times for 75 yards and scored on a one-yard run, his first touchdown of the season. For the second time in 1997, Smith topped the 100-yard mark with 126 yards on 25 carries at Philadelphia (10/26), while also leading the team in receptions with five for 36 yards. He totaled 31 yards on seven carries at San Francisco (11/2) before leaving the game early in the second quarter after straining his left groin. He returned the following week against Arizona (11/9) and rushed 15 times for 64 yards and a touchdown. It was his 117th career touchdown, moving him past John Riggins and into fifth place on the NFL's all-time touchdown list. With 99 yards on 21 carries against Washington (11/16), Smith moved past the 11,000-yard mark for career rushing yards, becoming the 11th player in NFL history to pass that milestone. He also added four receptions for 31 yards, tying him with Tony Dorsett for fourth on the Cowboys all-time reception list with 382 career catches. Smith broke loose on a 21-yard touchdown run at Green Bay (11/23) and finished the day with 11 carries for 59 yards. Smith picked up 22 yards on 10 carries and three receptions for 20 yards against Tennessee (11/27) before leaving the game with a bruised left shoulder early in the third quarter. He started against Carolina (12/8) but re-aggravated the shoulder on the first drive and did not return, finishing the day with two carries for three yards. While battling the flu at Cincinnati (12/14), Smith ran 12 times for a team-high 68 yards, pushing his season rushing total over the 1,000-yard mark for the seventh consecutive season. He closed out the season with 13 carries for 40 yards and a touchdown against the N.Y. Giants (12/21).

1996: Despite battling numerous injuries, Smith was able to rush for over 1,200 (1,204) yards for the sixth consecutive season, finishing fourth in the NFC and eighth in the NFL. He tied for third in the NFL with 15 touchdowns – including 12 rushing, which was good for fifth in the NFL – while his 327 rushing attempts were the fifth most in the league. Smith's injury problems started in the preseason when he suffered a sprained left knee and right ankle against Denver (8/17). In that game, Smith aggravated bone fragments in his right ankle that would require surgery following the season. In the season opener at Chicago (9/2), Smith was able to run for 70 yards on 18 carries before suffering a bruised neck and back while diving over the pile in the fourth quarter. Against the Bears, he became the 13th player in NFL history to top the 9,000 yard mark for career rushing yards, doing so in his 94th career game, tying the third fewest games needed to reach that mark in league history. In the home opener against the N.Y. Giants (9/8), he picked up 82 yards on 24 carries and hauled in a five yard scoring grab, his first touchdown reception since Dec. 10, 1994 against Cleveland. He scored his first rushing touchdown of the season the next week against Indianapolis (9/15) while adding his first 100-yard rushing day of the season with 101 yards on 26 carries. His 25 yards on 15 carries at Buffalo (9/22) was his lowest rushing total since Oct. 9, 1994 against Arizona, and he suffered bruised ribs in the game. Smith topped the 2,000-yard receiving mark for his career at Philadelphia (9/30) when he had three receptions for 30 yards. He also added 92 yards and a touchdown on 22 carries while nursing sore ribs. With 112 yards rushing against Arizona (10/13), Smith recorded his 44th career 100-yard rushing day and topped Dorsett's club-record of 43. Included in his 21 carries were career rushing scores No. 100 and 101, making him the fifth player in NFL history to rush for 100 touchdowns. He recorded three more touchdowns against Atlanta (10/20), two rushing and one receiving, while leading the team in rushing for the 33rd consecutive game – breaking his club mark of 32 set from 1990-92. At Miami (10/27), Smith had a season-high seven receptions, including one for a score, his third receiving touchdown of the season after having four receiving touchdowns in his first six seasons combined. Smith had his third 100-yard rushing day of the season with 113 yards and two touchdowns on 24 carries against Philadelphia (11/3). A game-long 16-yard run in overtime at San Francisco (11/10) set up the game-winning field goal at the 49ers 12-yard line. After posting a 1.6 yard-per-carry average with 18 yards on 11 carries at the N.Y. Giants (11/24), Smith bounced back to record season-highs of 155 yards, three touchdowns and 29 carries against Washington (11/28). Included in his 155 yards was a season-long 42-yard run. The 155 yards put him over the 1,000-yard mark for the sixth consecutive season, and he became the 12th player in NFL history to top the 10,000-yard mark for a career. He also moved past Jim Brown (106) into third on the NFL's all-time rushing touchdown list with 108. Smith recorded a season-high 55 yards receiving, on five receptions, and another 85 rushing on 27 carries against New England (12/15). Smith's club-record streak of consecutive games leading the team in rushing (which dated to Oct. 9, 1994 when Lincoln Coleman led the team against Arizona) was snapped at 41 when he was inactive in the season finale at Washington (12/22). In the Cowboys wild card playoff win over Minnesota (12/28), he rushed for 116 yards on 17 carries, giving him a 6.8 yards-per-carry average, which was a postseason career-high and the third best in team history. He picked up two touchdowns, giving him a NFL record 18 postseason rushing scores, and he tied the then NFL mark for career touchdowns with 20. He also scored in his eighth consecutive postseason game and logged his seventh career 100-yard rushing day, both NFL postseason records. Following the season, Smith had surgery to remove three bone fragments from his right ankle.

1995: The 1995 season was a record breaking year for Smith as he established a NFL mark for touchdowns in a season with 25, topping John Riggins' mark of 24 set in 1983. Smith became only the fourth player to lead the NFL in touchdowns for three-or-more seasons in his career, joining Don Hutson (eight seasons), Jim Brown and Lance Alworth (three). In recording his fifth-straight 1,000 yard season, Smith led the NFL in rushing with 1,773 yards, the 10th best rushing season in NFL history at the time, and the fourth time in five years he had captured the league's rushing crown. He also led the NFL in total yards from scrimmage (2,148), rushing attempts (377) and scoring (150 points) – the first non-kicker to lead the league in scoring since Jerry Rice in 1987 (he became the first non-kicker to ever lead Dallas in scoring in back-to-back seasons). All these



on-field contributions earned Smith consensus All-Pro honors for the fourth straight season (first Dallas offensive player chosen four straight times since Ralph Neely from 1966-69) and his sixth consecutive Pro Bowl selection, joining Mel Renfro as the only Dallas players selected in each of their first six seasons in the league. Also included in Smith's assault on the record books were the following Cowboys single-season records:

	New Mark	Old Mark	
Rushing Yards	1,773	1,713	(Smith, 1992)
Rushing Attempts	377	373	(Smith, 1992)
100-yard Rushing Games	11	9	(Dorsett, 1981)
Touchdowns	25	22	(Smith, 1994)
Rushing Touchdowns	25	21	(Smith, 1994)
Points	150	132	(Smith, 1994)
Consecutive Games w/ TD	11	9	(Smith, 1993-94)
Rushing/Receiving Yards	2,148	2,048	(Smith, 1992)
Rushing/Receiving Attempts	439	432	(Smith, 1992)

Smith opened the season by taking his first carry 60 yards for a touchdown at the N.Y. Giants (9/4) and earning NFC Offensive Player of the Week honors. In that game, he rushed for 163 yards and four touchdowns, tying the club record for touchdowns in a game, and he broke Dorsett's club record of 72 career rushing scores by logging touchdowns number 72, 73, 74 and 75. Smith came back the next week against Denver (9/10) to run for 114 yards and record his 80th career touchdown, reaching that mark in his 79th career game, faster than Brown's NFL record of 81 games. A touchdown was again Smith's calling card at Minnesota (9/17) when he reached the end zone in the fourth quarter to put Dallas ahead 17-10 and again in overtime with the game-winning score on a 31-yard run. On the day, he had 150 yards, including 123 yards and both touchdowns on 12 second half carries, and earned NFC Offensive Player of the Week honors. Smith rounded out September, a month in which he would earn NFC Offensive Player of the Month honors, with his fourth-consecutive 100-yard day, a 116 yard effort against Arizona (9/24). In posting four-straight 100-yard days, Smith tied Dorsett's club record, and with two rushing touchdowns, he extended his club record by scoring in his 11th consecutive game (tying Lenny Moore of the Colts for the third longest streak in NFL history). Late in the Cardinals game, he suffered a bruised ulnar nerve and ruptured bursa sac in his left elbow, but he bounced back at Washington (10/1) to rush for 95 yards and led the team with a season-high eight receptions. He had a season-high 31 carries for 106 yards and two touchdowns against Green Bay (10/8) before establishing a new club record with his 87th and 88th career touchdowns at San Diego (10/15). When the Cowboys traveled to Atlanta (10/29), Smith became the 20th player in NFL history to surpass the 8,000 yard mark for his career when he rushed for a season-high 167 yards. He recorded his second-consecutive 150-yard rushing day, and fourth of the season, with 158 yards and two scores on 27 carries against Philadelphia (11/6). When the Cowboys visited Oakland (11/19), Smith visited the end zone three times while adding 110 yards rushing, his ninth 100-yard rushing day of the season - tying Dorsett's club record for 100-yard games in a season. Smith left the Thanksgiving Day game against Kansas City (11/23) in the third quarter with a sprained left knee, but not before scoring his 21st rushing touchdown of the season to tie his club record. He bounced back from the sprain the following week to set a club record with his 22nd touchdown of the season while gaining 91 yards on 21 carries against Washington (12/3). With 108 yards and a touchdown at Philadelphia (12/10), Smith logged his 10th 100-yard rushing day of the season to set a new club record, while also scoring his 23rd touchdown of the year and 138th point, also club records. The next week against the N.Y. Giants (12/17), Smith tied the NFL record with his 24th touchdown of the season, and his 103 yards rushing gave him his 11th 100-yard day of the season, extending his club record and tying the second most in a season in NFL history. The final record-breaking touchdown of the regular-season came on Christmas night at Arizona (12/25) when Smith logged his 25th rushing touchdown of the season, tying his club record with a touchdown in his 11th consecutive game. In the postseason opener against Philadelphia (1/7/96), Smith rushed for 99 yards and a touchdown to become the fifth player in NFL history to accumulate 1,000 postseason rushing yards in a career. In the NFC Championship Game against Green Bay (1/14/96), Smith tied a career-high and set a Dallas postseason record with 35 carries, and he set a new club record with three touchdowns, including two key fourth quarter scores to give Dallas the lead and the win. He ran for 150 yards and recorded a club-record with 37 combined rushing/receiving attempts. When Dallas captured the Super Bowl XXX title with a win over the Pittsburgh Steelers (1/28/96), Smith capped the season the way he began it with two second half touchdowns to give Dallas a 27-17 win.

1994: Smith had one of the league's best scoring seasons in 1994, accumulating a NFL high 22 touchdowns and tying for second in scoring (132 points), and along the way, he became the first non-kicker to lead Dallas in scoring since Bob Hayes and Dan Reeves tied for the team lead in 1967. His 22 total touchdowns, 21 rushing touchdowns and 132 points were all Dallas single-season club-records at the time, and his 22 total touchdowns tied the fourth highest single-season mark in league history. He also ground out the third-highest rushing total in the league at 1,484 yards on a league-high 368 carries. Despite touching the football 449 times on carries and catches, Smith did not lose a fumble all year. He also finished third in the NFL in total yards from scrimmage with 1,825, accomplishing all these feats despite struggling with hamstring injuries that kept him out of all or part of five games during the season. Smith opened the season with a bang at Pittsburgh (9/4), recording a season-high 171 yards rushing and one touchdown on 31 carries against a Steelers' defense that would finish second in the NFL in total defense. In just his 65th



career game, Smith passed the 6,000-career yard mark with 143 yards against Detroit (9/19). It was the fastest a Dallas runner had ever reached that mark (Dorsett in 73 games was the previous mark). Smith also added a season-high seven receptions against Detroit to lead the team. In back-to-back games at Washington (10/2) and against Arizona (10/9), Smith notched two first-half rushing touchdowns, despite pulling a hamstring in the first half against the Redskins that limited him to nine carries and 22 yards against the Cardinals. Smith moved past Don Perkins (6,217 yards) and into second place on the Cowboys all-time rushing list with 106 yards against Philadelphia (10/16) – his fifth straight 100-yard game against the Eagles and a club record for consecutive 100-yard games against one opponent. When the Cowboys traveled to Cincinnati (10/30), Smith had a nine game touchdown streak and seven game rushing touchdown streak stopped when he was held out of the end zone, despite rushing for 92 yards. Smith established a club-record with 35 carries against the N.Y. Giants (11/7), while scoring two touchdowns and picking up 163 yards. The next week at San Francisco (11/13), Smith moved into second on the club's all-time carry list, passing the 1,500 career carry mark in his 72nd career game. Smith moved past the 1,000 yard mark for the fourth consecutive season with 85 yards and two touchdowns against Washington (11/20), and four days later on Thanksgiving Day against Green Bay (11/24), Smith amassed 208 total yards (113-rushing, 95-receiving) on 38 carries and catches while scoring twice. His 95 yards receiving were a season-high and included a season-long 68-yard catch. When Smith reached the end zone twice at Philadelphia (12/4), it gave him 19 touchdowns for the season, breaking the single-season club-record. The following week against Cleveland (12/10), Smith became the first back to top the 100-yard rushing barrier against the Browns in 1994 when he picked up 112 yards and a touchdown. He also added his first receiving score of the year, marking the sixth consecutive week he had posted two scores. Smith picked up 74 yards and his 22nd touchdown of the season at New Orleans (12/19) before pulling his left hamstring late in the third quarter. Smith missed the first start of his career due to injury in the season finale at the N.Y. Giants (12/24), but he returned to action in the Cowboys playoff win over Green Bay (1/8/95), picking up 44 yards on seven first quarter carries (6.3 avg.) before re-aggravating his left hamstring. Nursing that sore hamstring, Smith picked up 74 yards and two touchdowns on 20 carries at San Francisco (1/15/95) in the NFC Championship Game before pulling his right hamstring in the fourth quarter. An All-Pro for the third straight year, that injury kept Smith from playing in his fifth-consecutive Pro Bowl, despite being selected.

1993: The list of honors and awards for Smith from 1993 goes on and on following one of the most outstanding performances by a running back in league history. Recipient of the NFL MVP Award from: Associated Press, *The Sporting News*, Pro Football Writers of America, Miller Lite, the ESPN "ESPY" Awards, *Pro Football Weekly* and *Pro Football Digest*. United Press International, *Pro Football Weekly* and *College & Pro Football Newsweekly* named him NFL Offensive Player of the Year. Smith also received the Bert Bell Award from the Maxwell Club as the Player of the Year; consensus All-Pro honors; NFL Alumni Running Back of the Year recognition and the Super Bowl XXVIII MVP award. Smith became only the fourth player to win three straight league rushing titles and the first since Earl Campbell turned the trick from 1978-80 (Jim Brown 1957-61 and 1963-65 and Steve Van Buren 1947-49 were the others). Smith also led the NFL in total yards from scrimmage with 1,900 (1,486 rushing/414 receiving), outdistancing runner-up Thurman Thomas of Buffalo (1,702) by almost 200 yards, and with a 5.3 yard-per-carry average, the highest average by a Dallas running back since Duane Thomas posted a 5.3 average in 1970. Second on the team with 57 receptions, Smith finished fourth in the NFC in catches among running backs. He missed the first two regular season games and three starts because of contract negotiations, signing his contract on Sept. 16 and seeing limited action at Phoenix (9/19). Smith returned to the starting lineup against Green Bay (10/3) and, in his 50th career game, became only the fifth Dallas running back to reach the 1,000 career carry mark – the fastest to that point of any running back in team history. Smith recorded his first 100-yard rushing day of the season with 104 yards on 25 carries at Indianapolis (10/10). He established a new club-record with 237 yards rushing (on 30 carries) at Philadelphia (10/31) to nab NFC Offensive Player of the Week honors and post the highest rushing total in the NFL in 1993. That day in Philadelphia, he eclipsed Dorsett's club mark of 206 yards set against the Eagles (12/4/77) and tied Jim Brown for the sixth best single-game rushing performance in NFL history. It was also the highest single-game rushing total in the NFL since Walter Payton ran for 275 yards against Minnesota on Nov. 20, 1977. His 62-yard touchdown run to finish the game was the Cowboys' longest run of the season. The next week when Aikman went down with a pulled hamstring against the Giants (11/7), the Cowboys offense turned to Smith to carry the load. He responded with 182 yards of total offense against Phoenix (11/14) (24 carries, 80 yards, one touchdown and four receptions for 102 yards), including a career-long 86-yard catch from Bernie Kosar. It was his second career 100-yard receiving day. Things didn't go as well the following week when he suffered a bruised right quadricep at Atlanta (11/21) in the second quarter and missed the remainder of game. He finished with a career-low one carry for one yard. Despite the injury, he ran for 51 yards on 16 carries and added 46 yards on nine receptions four days later against Miami (11/25) on Thanksgiving Day. In that game, he moved past the 5,000-yard barrier in his 57th career game – the fastest ever by a Dallas back. Smith went on to garner the NFC Offensive Player of the Month award for December, the third consecutive December he had won the award. During Dallas' final five game march to the playoffs, Smith amassed 115 carries for 688 yards (6.0 average) and two touchdowns to go along with 24 receptions for 142 yards and a touchdown. He started the streak by recording the second highest rushing total ever by a Cowboy at Texas Stadium with 172 yards on 24 carries against Philadelphia (12/6). For the sea-



son, Smith logged 409 yards rushing in two games against Philadelphia to join O.J. Simpson (469 yards rushing against New England in 1973) as the only players to record over 400 yards rushing against one opponent in the same season. Including that game against Philadelphia, Smith would record three days with over 150 yards rushing in the final five weeks. The second of those came against the Redskins (12/26) when he ran for 153 yards, and the third came in one of the most memorable games in Cowboys history when Smith carried Dallas to the NFC East title in a 16-13 overtime win at the N.Y. Giants (1/2/94). Despite separating his right shoulder late in the second quarter – an injury that required surgery March 1, 1994 – Smith ran for 168 yards and caught 10 passes for another 61 yards to establish a club record for rushing-receiving attempts in a game at 42. Smith gained 78 yards on 17 carries/catches after the injury, including 41 yards on nine runs/receptions in Dallas' 12-play, 52-yard drive to the game winning field goal in overtime. In the two playoff games leading up to Super Bowl XXVIII, Smith struggled with his injury, but still managed 148 yards against Green Bay (1/16/94) and San Francisco (1/23/94). It was in Super Bowl XXVIII against Buffalo (1/30/94) where Smith capped his storybook season, capturing MVP honors for leading Dallas to its second consecutive NFL title. For the second consecutive year, he topped the 100-yard rushing mark in the Super Bowl, gaining 132 yards – 91 yards and two touchdowns in the second half as Dallas scored 24 unanswered points. It was the 100th 100-yard rushing day of Smith's football career (high school, college, pro). Following the season, Smith was selected to his fourth consecutive Pro Bowl.

1992: Smith first set Dallas records with 1,713 rushing yards, 18 rushing touchdowns and 19 total touchdowns, while leading the league in all three categories. Smith posted the 11th best rushing season in NFL history at the time and was the first NFL player since Walter Payton in 1984-85 with consecutive 1,500-yard rushing seasons. Not to limit his heroics to the ground, Smith also posted 59 receptions, tops in the NFC and third in the NFL among running backs, for 335 yards. Smith's 2,048 yards from scrimmage set a new Dallas record, led the NFC and was second in the NFL. Smith also established a Dallas mark for rushing attempts with 373 and rushing/receiving attempts with 432. Smith opened the season with 140 yards on the ground in a Monday night win over the defending Super Bowl champion Redskins (9/7), earning NFC Offensive Player of the Week honors and becoming the first player to rush for over 100 yards against the Redskins in three consecutive games. He had a streak of five straight games with over 100 yards rushing at Texas Stadium snapped against Seattle (10/11). Smith had surpassed the previous club mark of four straight 100-yard rushing performances at home against Phoenix (9/20). After bruising his hip in the third quarter against the Raiders (10/25), he missed two plays but returned to rush for 79 yards and two touchdowns, giving him 152 yards and three touchdowns on the day. His three touchdowns at the Raiders, which he would match two weeks later at Detroit (11/8), tied for the NFC-high in 1992 and earned him NFC Offensive Player of the Week honors. Smith started November, a month in which he would earn NFC Offensive Player of the Month honors, facing a tough Philadelphia defense (11/1) which was ranked first in the NFL in yards allowed going into the game. Smith broke loose for 163 yards, becoming the first 100-yard rusher against the Eagles in 53 games, a streak that dated back to Sept. 17, 1989. Smith had his team-record 34-game streak of leading the team in rushing yards end against the Lions (11/8). Against the Rams (11/15), Smith matched Dorsett's 1981 record by reaching 1,000 yards rushing in a season in 10 games, the fewest in team history. A week later, Smith demonstrated his versatility when he hauled in a career-high 12 passes at Phoenix (11/22), which were the second most in team history. On Thanksgiving Day against the Giants (11/26), Smith recorded a season-long 68-yard touchdown run and a season-long 26-yard touchdown catch. With Denver Head Coach Dan Reeves watching from across the field, Smith tied the single-season touchdown mark Reeves had established in 1966 by popping into the end zone with 2:47 remaining to give the Cowboys a 31-27 come-from-behind win over the Broncos (12/6). Smith wrapped up the regular season with 174 yards rushing at Atlanta (12/21), a NFC-high for 1992, and 131 yards against Chicago (12/27), earning NFC Offensive Player of the Week honors and claiming the league rushing title. For his late season display, he was named NFC Offensive Player of the Month for December, making him the first NFL player to earn the honor in consecutive months. He strung together three 100-yard rushing games in the playoffs (114 against the Eagles, 114 against the 49ers and 108 against Buffalo). His three straight postseason 100-yard rushing days established a club record and tied for the third longest postseason streak in league history. With his performance against Buffalo in Super Bowl XXVII (1/31/93), Smith became the first Dallas player to rush for 100 yards in a Super Bowl. After the season, Smith earned consensus All-Pro and All-NFC honors.

1991: Smith first led the NFL in rushing in 1991 when he gained 1,563 yards, becoming the first Cowboys player to lead the league in rushing. At 22 years and seven months of age, he became the youngest player in league history and 28th overall to rush for over 1,500 yards in a season, and that performance helped earn him a starting spot in the Pro Bowl. He led the NFL with 365 carries, becoming the 19th player in league history to record over 350 carries in a season. Smith, the third youngest player to reach the 500 carry plateau, joined Walter Payton and Barry Sanders as the only players to do so before their 23rd birthday. His eight 100-yard rushing games in 1991 were the second most in team history. Smith scored on a career-long 75-yard dash, the longest run in the NFC in 1991, and averaged a career-high 10.2 yards-per-carry in posting a 112 yard rushing game against Washington (9/9). Slowed by a stomach virus most of the game, he was still able to come off the bench to record a team-high eight receptions, including his first career touchdown catch. Against Phoenix (9/22), Smith earned NFC Offensive Player of the Week honors by putting together the fourth best rushing day in Cowboys history with 182 yards rushing



and two touchdowns, including a 60-yard touchdown run. With his 75 and 60-yard runs, Smith became the second player in team history to have more than one 60-yarder in the same season (Dorsett had an 84 and 77-yard run in 1977). Smith played five games against the top three run defenses in the league (No. 1 – Philadelphia, No. 2 – New Orleans and No. 3 – Washington), but against the Redskins (11/24), Smith rushed for 132 yards on 34 carries, his second 100-yard game against the Redskins in 1991 and the only two 100-yard games allowed by the Super Bowl Champions. Four days later, he gained 109 yards against Pittsburgh (11/28), and the following week, he became the only player to gain 100 yards rushing against the Saints (12/8) by picking up 112 yards. With three straight 100-yard rushing games, Smith matched the second longest streak in team history. Smith's 160 yards and two touchdowns rushing against Atlanta (12/22) allowed him to surpass Sanders and Thomas to win the league rushing title. Smith also finished second in the NFC (third in the NFL) in yards from scrimmage, second in the NFL in touchdowns (13) and rushing touchdowns (12). For all his late season heroics in the Cowboys playoff drive, Smith was named NFC Offensive Player of the Month for December. He opened the playoffs in Chicago (12/29) by recording 105 yards against a Bears' team that had never allowed a running back to go over the century mark in postseason play, a record dating back to 1932 and spanning 27 games.

1990: Despite missing training camp and the preseason in 1990, Smith finished fifth in the NFC and 10th in the NFL with 937 rushing yards, tops among rookies. In addition, his 11 rushing touchdowns led NFL rookies, placed third in the NFC and fifth in the NFL. Smith earned his first professional start against the Giants (9/16) after little more than a week with the club, and the following week at Washington (9/23), he scored his first NFL touchdown. Smith's 241 carries broke Dorsett's rookie club record of 208 carries set in 1977, and his three 100-yard rushing games were the second most ever by a Cowboys' rookie. A vital part of the Cowboys four-game win streak late in the season, Smith caught four passes for a career-high 117 yards against the Rams (11/18) in game one of the streak. Four days later, he scored on a 48-yard scamper on his way to a season-high 132 yards rushing against Washington (11/22). Facing Phoenix (12/16), Smith rushed for 103 yards and a career-high four touchdowns to tie the club record for rushing and total touchdowns in a game. The first rookie halfback to start for the Cowboys since Ron Springs in the 1979 season opener, Smith was named NFL Offensive Rookie of the Year by AP, *Football News*, *Pro Football Weekly* and Pro Set Trading Cards and was a consensus All-Rookie selection. He also became the first Cowboys player to participate in the Pro Bowl since Herschel Walker in 1988.

COLLEGE: An All-America and three time All-SEC selection at Florida, Smith established 58 school records in three seasons, including a career rushing mark of 3,928 yards. He surpassed the 1,000-yard rushing mark in his seventh game, earlier than any player in college football history. He also became the second freshman to finish in the top 10 in the Heisman Trophy balloting (Herschel Walker was the other) and earned Freshman of the Year honors from UPI and *The Sporting News*. In 1989, he set a school single-game rushing mark with 316 yards against New Mexico on his way to a school-record 1,599 yards rushing for the season. In three seasons, he became the fifth leading all-time rusher in SEC history and led the Gators in receiving two-of-the-three seasons.

PERSONAL: Emmitt J. Smith, III was a consensus All-America running back and prep Player of the Year by *Parade Magazine* and *USA Today* as a senior at Escambia, FL, High School. He posted the third highest career rushing and scoring totals in national high school history with 8,804 yards and 106 touchdowns. He also averaged 7.8 yards-per-carry, ran for over 100 yards 45 times and recorded only six fumbles. In 1986, he represented the nation's prep football players at the White House as part of the "Just Say No" anti-drug campaign. He was the Cowboys' United Way spokesman in 1994-95. Smith has supported 100 Black Men of Pensacola, Pensacola Family Care, Boys Clubs of Pensacola, Big Brothers/Big Sisters, The Kidney Foundation, Oak Cliff, TX, Little League, Buckner Children's Home of Texas and The Theater Arts for Youth. From 1992-98, the Emmitt Smith Charity Golf Tournament was played each spring in Pensacola. He was a Miller Lite NFL Player of the Year finalist in 1991, 1992, 1994 and 1995 and the 1993 winner, donating all money received through the awards to the Sickle Cell Anemia Foundation. Another way Smith works with children is through the Make-A-Wish Foundation, hosting many visits with children at the club's Valley Ranch practice facility during the season. Smith also works with the Salvation Army, American Lung Association, the Battered and Abused Children's Foundation and B.A.D. (Boxers Against Drugs). His annual Feed The Children holiday food drive supports over 3,000 families in the Dallas/Fort Worth and Pensacola areas. The national spokesman for the Starter/JC Penney "Take A Player to School Program," Smith also makes numerous speaking engagements at schools in the Dallas/Fort Worth area and in Pensacola. He was also the ambassador for the NFL's F.A.C.T. program and the 1996 spokesman for the Texas War on Drugs. In May, 1994, a celebrity 25th birthday party was held for Emmitt with proceeds from a fundraising auction given to the "I Have a Dream" Foundation. Emmitt has three brothers – Erik, Emory and Emil – and two sisters – Marsha and Connie. Emory, a fullback who played with the Scottish Claymores of NFL Europe in 1999, was a member of the Cowboys practice squad in 1997. Emmitt received his degree in public recreation from the University of Florida in May, 1996. He and wife Pat live in Addison, TX, with their daughters Rheagan and Jasmine.



E. SMITH'S COWBOYS TOTALS

Rushing						Receiving					
Year	No.	Yds.	Avg.	Long	TD	Year	No.	Yds.	Avg.	Long	TD
1990	241	937	3.9	48t	11	1990	24	228	9.5	57	0
1991	365	1,563	4.3	75t	12	1991	49	258	5.3	14	1
1992	373	1,713	4.6	68t	18	1992	59	335	5.7	26t	1
1993	283	1,486	5.3	62t	9	1993	57	414	7.3	86	1
1994	368	1,484	4.0	46	21	1994	50	341	6.8	68	1
1995	377	1,773	4.7	60t	25	1995	62	375	6.0	40	0
1996	327	1,204	3.7	42	12	1996	47	249	5.3	21	3
1997	261	1,074	4.1	44	4	1997	40	234	5.9	24	0
1998	319	1,332	4.2	32	13	1998	27	175	6.5	24	2
1999	329	1,397	4.2	63t	11	1999	27	119	4.4	14t	2
Totals	3,243	13,963	4.3	75t	136	Totals	442	2,728	6.2	86	11
Playoffs						Playoffs					
1991	41	185	4.5	19	1	1992	1	2	2.0	2	0
1992	71	336	4.7	38	3	1992	13	86	6.6	18	1
1993	66	280	4.2	15t	3	1993	13	138	10.6	28	1
1994	27	118	4.4	14	3	1994	4	8	2.0	5	0
1995	74	298	4.0	25	6	1995	6	60	10.0	22	0
1996	39	196	5.0	37t	2	1996	7	24	3.4	15	0
1998	16	74	4.6	32	0	1998	1	10	10.0	10	0
1999	15	99	6.6	65	1	1999	1	14	14.0	14	0
Totals	349	1,586	4.5	65	19	Totals	46	342	7.4	28	2

Single-Game Bests

Rush Yards - 237 @ Philadelphia, 10/31/93	Long Rush - 75t vs. Washington, 9/9/91
playoffs - 150 vs. Green Bay, 1/14/96	playoffs - 65 @ Minnesota, 1/9/00
Rush Attempts - 35 vs. N.Y. Giants, 11/7/94	Receptions - 12 @ Phoenix, 11/22/92
playoffs - 35 vs. Green Bay, 1/14/96	playoffs - 7 twice, @ San Francisco, 1/17/93;
Rush Average - 10.8 @ Minnesota, 11/8/99	and vs. San Francisco, 1/23/94
playoffs - 6.8 vs. Minnesota, 12/28/96	Yards Receiving - 117 @ L.A. Rams, 11/18/90
TDs Rushing - 4 twice, vs. Phoenix, 12/16/90; and	playoffs - 85 vs. San Francisco, 1/23/94
@ N.Y. Giants, 9/4/95	Long Reception - 86 vs. Phoenix, 11/14/93
playoffs - 3 vs. Green Bay, 1/14/96	playoffs - 28 vs. San Francisco, 1/23/94

E. SMITH GAME-BY-GAME
1990

Rushing						Receiving					
	No.	Yds.	Avg.	Long	TD		No.	Yds.	Avg.	Long	TD
W-San Diego 9/9	2	2	1.0	1	0	2	12	6.0	8	0	0
L-N.Y. Giants 9/16	6	11	1.8	5	0	2	12	6.0	9	0	0
L-Washington 9/23	17	63	3.7	15	1	4	38	9.5	17	0	0
L-N.Y. Giants 9/30	12	28	2.3	6	1	2	-9	-4.5	-3	0	0
W-Tampa Bay 10/7	23	121	5.3	16	1	1	8	8.0	8	0	0
L-Phoenix 10/14	12	48	4.0	14	0	2	3	1.5	6	0	0
W-Tampa Bay 10/21	16	48	3.0	11	0	1	-4	-4.0	-4	0	0
L-Philadelphia 10/28	14	52	3.7	15	1	4	117	29.3	57	0	0
L-N.Y. Jets 11/4	15	55	3.7	22	0	2	5	2.5	4	0	0
L-San Francisco 11/11	6	40	6.7	23	0	1	3	3.0	3	0	0
W-L.A. Rams 11/18	21	54	2.6	12	0	1	12	12.0	12	0	0
W-Washington 11/22	23	132	5.7	48t	2	1	26	26.0	26	0	0
W-New Orleans 12/2	20	85	4.2	17	1	1	5	5.0	5	0	0
W-Phoenix 12/16	24	103	4.3	11t	4						
L-Philadelphia 12/23	14	61	4.4	24	0						
L-Atlanta 12/30	16	34	2.1	13	0						

1991

W-Cleveland 9/1	32	112	3.5	12	0	6	36	6.0	13	0	0
L-Washington 9/9	11	112	10.2	75t	1	8	42	5.3	11	1	1
L-Philadelphia 9/15	13	44	3.4	8	0	1	12	12.0	12	0	0
W-Phoenix 9/22	23	182	7.9	60t	2	3	19	6.3	9	0	0
W-N.Y. Giants 9/29	18	67	3.7	16	1	1	8	8.0	8	0	0
W-Green Bay 10/6	32	122	3.8	26	0	7	21	3.0	14	0	0
W-Cincinnati 10/13	19	62	3.3	12	1	3	18	6.0	8	0	0
L-Detroit 10/27	16	66	4.1	15	0	3	4	1.3	3	0	0
W-Phoenix 11/3	22	62	2.8	10	3	3	12	4.0	5	0	0
L-Houston 11/10	12	49	4.1	14	0	5	29	5.8	11	0	0
L-N.Y. Giants 11/17	17	97	5.7	36	0	3	16	5.3	13	0	0
W-Washington 11/24	34	132	3.9	32t	1						
W-Pittsburgh 11/28	32	109	3.4	14	1	3	19	6.3	10	0	0
W-New Orleans 12/8	27	112	4.1	10	0	2	9	4.5	7	0	0
W-Philadelphia 12/15	25	75	3.0	13	0						
W-Atlanta 12/22	32	160	5.0	24	2	1	13	13.0	13	0	0

Playoffs

W-Chicago 12/29	26	105	4.0	18	1						
L-Detroit 1/5/92	15	80	5.3	19	0	1	2	2.0	2	0	0

1992

W-Washington 9/7	27	140	5.2	20	1	3	13	4.3	11	0	0
W-N.Y. Giants 9/13	23	89	3.9	14	1	8	55	6.9	20	0	0
W-Phoenix 9/20	26	112	4.3	22	1						
L-Philadelphia 10/5	19	67	3.5	14	0	2	5	2.5	7	0	0
W-Seattle 10/11	22	78	3.5	15	2						
W-Kansas City 10/18	24	95	4.0	14	1	4	35	8.8	15	0	0
W-L.A. Raiders 10/25	29	152	5.2	26t	3	3	15	5.0	9	0	0
W-Philadelphia 11/1	30	163	5.4	51	0	1	9	9.0	9	0	0
W-Detroit 11/8	19	67	3.5	7t	3	3	13	4.3	7	0	0
L-L.A. Rams 11/15	19	80	4.2	29	1	2	8	4.0	5	0	0
W-Phoenix 11/22	23	84	3.7	17	0	12	67	5.6	16	0	0
W-N.Y. Giants 11/26	17	120	7.1	68t	1	6	41	6.8	26t	1	1
W-Denver 12/6	26	62	2.4	10	1	6	45	7.5	20	0	0
L-Washington 12/13	25	99	4.0	18	0	5	16	3.2	7	0	0



E. Smith, Game-By-Game, 1992 (cont.)

	No.	Rushing Yds.	Avg.	Long	TD	No.	Receiving Yds.	Avg.	Long	TD
W-@ Atlanta 12/21	24	174	7.3	29t	2	2	5	2.5	4	0
W-Chicago 12/27	20	131	6.6	31t	1	2	8	4.0	4	0
Playoffs										
W-Philadelphia 1/10/93	25	114	4.6	23t	1					
W-@ San Francisco 1/17/93	24	114	4.8	28	1	7	59	8.4	16t	1
W-Buffalo 1/31/93	22	108	4.9	38	1	6	27	4.5	18	0
1993										
L-@ Washington 9/6										
L-Buffalo 9/12										
W-@ Phoenix 9/19	8	45	5.6	16	0	1	3	3.0	3	0
W-Green Bay 10/3	13	71	5.5	22t	1					
W-@ Indianapolis 10/10	25	104	4.2	20	1	4	39	9.8	15	0
W-San Francisco 10/17	27	92	3.4	9	1	5	30	6.0	12	0
W-@ Philadelphia 10/31	30	237	7.9	62t	1					
W-N.Y. Giants 11/7	24	117	4.9	24	2	6	43	7.2	20	0
W-Phoenix 11/14	24	80	3.3	15	1	4	102	25.5	86	0
L-@ Atlanta 11/21	1	1	1.0	1	0	4	9	2.3	6	0
L-Miami 11/25	16	51	3.2	10	0	9	46	5.1	13	0
W-Philadelphia 12/6	23	172	7.5	57	0	4	26	8.5	19	0
W-@ Minnesota 12/12	19	104	5.5	22	1	5	26	5.2	13	0
W-@ N.Y. Jets 12/18	20	91	4.6	12	0	2	11	5.5	6	0
W-Washington 12/26	21	153	7.3	35	1	3	18	6.0	13	0
W-@ N.Y. Giants 12/29	32	168	5.3	46	0	10	61	6.1	12	1
Playoffs										
W-Green Bay 1/16/94	13	60	4.6	14	0	2	27	13.5	22	0
W-San Francisco 1/23/94	23	88	3.8	9	1	7	85	12.1	28	1
W-Buffalo 1/30/94	30	132	4.4	15t	2	4	26	6.5	10	0
1994										
W-@ Pittsburgh 9/4	31	171	5.5	46	1	3	3	1.0	3	0
W-Houston 9/11	27	90	3.3	12	1	3	24	8.0	22	0
L-Detroit 9/19	29	143	4.9	32	1	7	49	7.0	19	0
W-@ Washington 10/2	16	48	3.0	8	2	2	5	2.5	6	0
W-Arizona 10/9	9	22	2.4	6	2	1	11	11.0	11	0
W-Philadelphia 10/16	26	106	4.1	12	1					
W-Arizona 10/23	21	76	3.6	23	1	2	10	5.0	6	0
W-@ Cincinnati 10/30	25	92	3.7	13	0	1	9	9.0	9	0
W-N.Y. Giants 11/7	35	163	4.7	26	2	3	13	4.3	7	0
L-@ San Francisco 11/13	26	78	3.0	11	2	6	32	5.3	15	0
W-Washington 11/20	21	85	4.0	28	2	2	8	4.0	6	0
W-Green Bay 11/24	32	133	4.2	30	2	6	95	15.8	68	0
W-@ Philadelphia 12/4	25	91	3.6	17	2	4	39	9.8	23	0
L-Cleveland 12/10	26	112	4.3	26	1	5	22	4.4	10	1
W-@ New Orleans 12/19	19	74	3.9	14	1	5	21	4.2	9	0
L-@ N.Y. Giants 12/24										
Playoffs										
W-Green Bay 1/8/95	7	44	6.3	12	1	1	3	3.0	3	0
L-San Francisco 1/15/95	20	74	3.7	14	2	3	5	1.7	5	0
1995										
W-@ N.Y. Giants 9/4	21	163	7.8	60t	4	1	0	0.0	0	0
W-Denver 9/10	26	114	4.4	15	1	4	35	8.8	14	0
W-@ Minnesota 9/17	20	150	7.5	45	2	6	12	2.0	8	0
W-Arizona 9/24	21	116	5.5	28	2	3	53	17.7	40	0
L-@ Washington 10/1	22	95	4.3	14	0	8	38	4.8	15	0
W-Green Bay 10/8	31	106	3.4	16t	2	3	19	6.3	9	0
W-@ San Diego 10/15	22	68	3.1	15	2	5	15	3.0	6	0
W-@ Atlanta 10/29	26	167	6.4	41	1	5	30	6.0	12	0
W-Philadelphia 11/6	27	158	5.9	39t	2	3	22	7.3	12	0
L-San Francisco 11/12	18	100	5.6	33	1	6	50	8.3	20	0
W-@ Oakland 11/19	29	110	3.8	13t	3	3	22	7.3	15	0
W-Kansas City 11/23	18	56	3.1	15t	1	3	11	3.7	9	0
L-Washington 12/3	21	91	4.3	11	1	4	19	4.0	9	0
L-@ Philadelphia 12/10	27	108	4.0	13	1	3	8	2.7	7	0
W-N.Y. Giants 12/17	24	103	4.3	23	1	2	6	3.0	3	0
W-@ Arizona 12/25	24	68	2.8	13	1	3	38	12.7	15	0
Playoffs										
W-Philadelphia 1/7/96	21	99	4.7	15	1	3	40	13.3	22	0
W-Green Bay 1/14/96	35	150	4.3	25	3	2	17	8.5	16	0
W-Pittsburgh 1/28/96	18	49	2.7	23	2	1	3	3.0	3	0
1996										
L-@ Chicago 9/2	18	70	3.9	12	0	2	5	2.5	8	0
W-N.Y. Giants 9/9	24	82	3.4	16	0	3	12	4.0	5t	1
L-Indianapolis 9/15	26	101	3.9	12	1	2	14	7.0	16	0
L-@ Buffalo 9/22	15	25	1.7	6	1	1	9	9.0	9	0
W-@ Philadelphia 9/30	22	92	4.2	17	1	3	30	10.0	12	0
W-Arizona 10/13	21	112	5.3	18	2	4	10	2.5	7	0
W-Atlanta 10/20	15	50	3.3	10	2	2	7	3.5	9t	1
W-@ Miami 10/27	22	74	3.4	13	0	7	44	6.3	14	1
L-Philadelphia 11/3	24	113	4.7	24	2	4	4	1.0	4	0
W-@ San Francisco 11/10	26	81	3.1	16	0	1	11	11.0	11	0
W-Green Bay 11/18	20	76	3.8	25	0	6	16	2.7	8	0
L-@ N.Y. Giants 11/24	11	18	1.6	6	0	4	24	6.0	10	0
W-Washington 11/28	29	155	5.3	42	3	2	9	4.5	11	0
W-@ Arizona 12/8	27	70	2.6	11	0	1	-1	-1.0	-1	0
W-New England 12/15	27	85	3.1	10	0	5	55	11.0	21	0
L-@ Washington 12/22										



E. Smith, Game-By-Game, 1996 (cont.)

	No.	Yds.	Rushing Avg.	Long	TD	No.	Yds.	Receiving Avg.	Long	TD
Playoffs										
W-Minnesota 12/28	17	116	6.8	37	2	4	26	6.5	15	0
L-@ Carolina 1/5/97	22	80	3.6	25	0	3	-2	-0.7	3	0
1997										
W-@ Pittsburgh 8/31	26	69	2.7	9	0	3	25	8.3	12	0
L-@ Arizona 9/7	19	132	6.9	44	0	3	11	3.7	7	0
W-Philadelphia 9/15	27	91	3.4	9	0	3	10	3.3	4	0
W-Chicago 9/28	13	43	3.3	15	0	1	1	1.0	1	0
L-@ N.Y. Giants 10/5	19	91	4.8	20	0	6	24	4.0	7	0
L-@ Washington 10/13	17	61	3.6	16	0	2	23	11.5	24	0
W-Jacksonville 10/19	24	75	3.1	12	1	3	18	6.0	10	0
L-@ Philadelphia 10/26	25	126	5.0	17	0	5	36	7.2	20	0
L-@ San Francisco 11/2	7	31	4.4	12	0	1	6	6.0	6	0
W-Arizona 11/9	15	64	4.3	21	1	3	12	4.0	9	0
W-Washington 11/16	21	99	4.7	31	0	4	31	7.8	11	0
L-@ Green Bay 11/23	11	59	5.4	21	1	2	2	1.0	5	0
L-Tennessee 11/27	10	22	2.2	4	0	3	20	6.7	9	0
L-Carolina 12/8	2	3	1.5	3	0					
L-@ Cincinnati 12/14	12	68	5.7	15	0					
L-N.Y. Giants 12/21	13	40	3.1	10	1	1	15	15.0	15	0
1998										
W-Arizona 9/6	29	124	4.3	16	0	3	15	5.0	8	0
L-@ Denver 9/13	20	93	4.7	21	1	1	7	7.0	7	0
W-N.Y. Giants 9/21	7	21	3.0	5	0	3	18	6.0	8	0
L-Oakland 9/27	21	59	2.8	11	1					
W-@ Washington 10/4	28	120	4.3	21	1					
W-Carolina 10/11	21	112	5.3	32	1					
L-@ Chicago 10/18	16	78	4.9	14	0					
W-@ Philadelphia 11/2	23	101	4.4	17	1	1	11	11.0	11	0
W-N.Y. Giants 11/8	29	163	5.6	32	0	5	19	3.8	7	0
W-@ Arizona 11/15	26	118	4.5	18	3	2	16	8.0	24	0
W-Seattle 11/22	17	74	4.4	18	0	1	8	8.0	8	1
L-Minnesota 11/26	18	44	2.4	11	3	4	30	7.5	17	0
L-@ New Orleans 12/6	15	6	0.4	10	0					
L-@ Kansas City 12/13	14	42	3.0	11	0	4	41	10.3	17	1
W-Philadelphia 12/20	25	110	4.4	20	0	2	9	4.5	5	0
W-Washington 12/27	10	67	6.7	26	2	1	1	1.0	1	0
Playoffs										
L-Arizona 1/2/99	16	74	4.6	32	0	1	10	10.0	10	0
1999										
W-@ Washington 9/12	23	109	4.7	14	1	4	-3	-0.8	6	0
W-Atlanta 9/20	29	109	3.8	37	2	1	1	1.0	1	0
W-Arizona 10/3	22	77	3.5	8	1					
L-@ Philadelphia 10/10	30	114	3.8	22	0	5	31	6.2	9	1
L-@ N.Y. Giants 10/18	22	26	1.2	5	1					
W-Washington 10/24	24	80	3.3	12	1	1	1	1.0	1	0
L-@ Indianapolis 10/31	22	93	4.2	12	2	3	6	2.0	6	0
L-Minnesota 11/8	13	140	10.8	63	2	1	9	9.0	9	0
W-Green Bay 11/14		DNP - hand								
L-@ Arizona 11/21	29	127	4.4	21	0	1	6	6.0	6	0
W-Miami 11/25	31	103	3.3	28	0					
L-@ New England 12/5	19	75	3.9	16	0	3	10	3.3	6	0
W-Philadelphia 12/12	1	2	2.0	2	0					
L-N.Y. Jets 12/19	19	110	5.8	22	0	3	36	12.0	14	1
L-@ New Orleans 12/24	23	110	4.8	15	1	3	3	1.0	6	0
W-N.Y. Giants 1/2/00	22	122	5.5	45	0	2	19	9.5	14	0
Playoffs										
L-@ Minnesota 1/9/00	15	99	6.6	65	1	1	14	14.0	14	0

Yards Rushing

237 - @ Philadelphia, 10/31/93 (30 atts.)
182 - @ Phoenix, 9/22/91 (23 atts.)
174 - @ Atlanta, 12/21/92 (24 atts.)
172 - vs. Philadelphia, 12/6/93 (23 atts.)
171 - @ Pittsburgh, 9/4/94 (31 atts.)
168 - @ N.Y. Giants, 1/2/94 (32 atts.)
167 - @ Atlanta, 10/29/95 (26 atts.)
163 - vs. Philadelphia, 11/1/92 (30 atts.)
163 - vs. N.Y. Giants, 11/7/94 (35 atts.)
163 - @ N.Y. Giants, 9/4/95 (21 atts.)
163 - vs. N.Y. Giants, 11/8/98 (29 atts.)

Smith's Regular Season Top 10

Rushing Attempts

35 - vs. N.Y. Giants, 11/7/94
34 - @ Washington, 11/24/91
32 - @ Cleveland, 9/1/91
32 - @ Green Bay, 10/6/91
32 - vs. Pittsburgh, 11/28/91
32 - vs. Atlanta, 12/22/91
32 - @ N.Y. Giants, 1/2/94
32 - vs. Green Bay, 11/24/94
31 - @ Pittsburgh, 9/4/94
31 - vs. Green Bay, 10/8/95
31 - vs. Miami, 11/25/99

NFL ALL-TIME TOUCHDOWN LEADERS (through 1999)

Career Touchdowns

1. 180 Jerry Rice
2. 147 EMMITT SMITH
3. 145 Marcus Allen
4. 126 Jim Brown
5. 125 Walter Payton

Career Rushing Touchdowns

1. 136 EMMITT SMITH
2. 123 Marcus Allen
3. 110 Walter Payton
4. 106 Jim Brown
5. 101 John Riggins

NFL CAREER RUSHING LEADERS (through 1999)

No.	Name	Yrs.	Att.	Yards	Avg.	TD
1.	Walter Payton	13	3,838	16,726	4.4	110
2.	Barry Sanders	10	3,062	15,269	5.0	99
3.	EMMITT SMITH	10	3,243	13,963	4.3	136
4.	Eric Dickerson	11	2,996	13,259	4.4	90
5.	Tony Dorsett	12	2,936	12,739	4.3	77



E. Smith's Cowboys Totals (cont.)

Yardage	
70-79 yards	1
60-69 yards	5
50-59 yards	0
40-49 yards	1
30-39 yards	4
20-29 yards	8
10-19 yards	10
5-9 yards	19
4 yards	17
3 yards	15
2 yards	16
1 yard	40

NFC/AFC

NFC Opponents	109
AFC Opponents	27

Home/Away

Home	79
Away	57

Rushing Touchdowns Per Game
(155 career games)

2	- Games with four touchdowns
7	- Games with three touchdowns
25	- Games with two touchdowns
57	- Games with one touchdown
54	- Games with zero touchdowns

SMITH'S 136 RUSHING TOUCHDOWNS

By Quarters

1st Quarter	32
2nd Quarter	36
3rd Quarter	30
4th Quarter	37
Overtime	1

By Halves


1st Half	68
2nd Half	67
Overtime	1

By Months

September	29
October	36
November	46
December	25

Total Touchdowns Per Game
(155 career games)

2	- Games with four touchdowns
8	- Games with three touchdowns
27	- Games with two touchdowns
61	- Games with one touchdown
57	- Games with zero touchdowns



Kevin Smith

Cornerback

5'11" ★ 190 ★ 4/7/70

Texas A&M

D-1a for '92 (17th overall)

NFL: 9th Year ★ Cowboys: 9th Year

26

GAMES/STARTS (regular season, playoffs): 1992 (16/6, 3/3), 1993 (16/16, 3/3), 1994 (16/16, 2/2), 1995 (1/1, 0/0), 1996 (16/16, 2/2), 1997 (16/16), 1998 (14/14, 1/0), 1999 (8/8, 0/0). Total - 103/93, 11/10.

PRO: Throughout his very productive career, Kevin Smith has handled the pressure, success and criticism that accompanies playing one of the most difficult positions in professional sports with the character and heart of a champion. From day one of his NFL career when he was drafted in the first round out of Texas A&M in 1992, Smith has been in the spotlight and on the hot seat of the Dallas defense. He took over the starting corner position 10 games into his rookie season and started Super Bowl XXVII as a 22-year old. He performed like a seasoned veteran in 1993, and he registered 17 passes defended in 1994. He returned from a ruptured right Achilles tendon suffered in 1995 to establish a career-high with 18 passes defended in 1996. While 1999 was a rough year physically for Smith, who battled back and hamstring injuries, he was still able to finish the year with eight passes defended - good for fifth on the team. In fact, Smith has led the Cowboys in passes defended every year he's been in the league and on the field full-time, having missed out in only 1992 (rookie season), 1995 (missed season due to injury) and 1999 (missed eight games due to injuries). He currently has 19 career interceptions, which is more than any current Cowboy player has collected while wearing a Dallas uniform. With three interceptions in 2000, Smith will crack the Cowboys all-time top 10 interceptors list. Smith's confidence, natural ability, consistency and intelligence have helped him earn a reputation as one of the NFL's most productive cornerbacks.

1999: Smith struggled with injuries from the beginning of training camp through the postseason, seeing action in just eight games while he battled back and hamstring ailments. He was still able to finish fifth on the team with eight passes defended. After missing most of training camp with a low back injury, Smith was inactive the first three weeks of the season. He returned to the starting lineup at Philadelphia (10/10) and led the team with a season-high three passes defended. He left the game in the fourth quarter when his back tightened up. He came back the next week at the N.Y. Giants (10/18) and recorded three tackles while helping limit the Giants to 153 yards passing. Smith recorded two tackles against Washington (10/24) and helped limit the Redskins to 272 total yards. He then posted a season-high four tackles in back-to-back games at Indianapolis (10/31) and at Minnesota (11/8). Against Green Bay (11/14), he secured his only interception of the season by picking off a Brett Favre pass in the end zone to end a potential Packers scoring drive. He also added two tackles on the day. Having overcome his early season back injuries, Smith was finally settling into a groove when he suffered a strained left hamstring on the fourth play



of the game at Arizona (11/21) and was forced from the game. After missing the next three games due to the strained hamstring, Smith saw his final action of the season when he returned to the starting lineup against the N.Y. Jets (12/19). He contributed two tackles and a pass defended. He was then inactive over the course of the final two regular season games and the wild card playoff game at Minnesota (1/9/00) because of continued problems with his injured left hamstring.

1998: Smith led the Cowboys in passes defended with 15 and tied for second in interceptions with two. His 64 tackles ranked sixth on the team, and that figure marked his highest tackle total since 1994 (71). In the season opener against Arizona (9/6), Smith was second on the team in tackles with six while adding two passes defended. In the Monday night win at the N.Y. Giants (9/21), he recorded four tackles and helped limit the Giants to a 49% completion rate and 196 yards passing. The following week against Oakland (9/27), Smith had two tackles, a tackle for a loss and batted down a pass while helping limit the Raiders to 159 yards passing. At Washington (10/4), he had four tackles and helped limit the Redskins to 256 yards (164 passing). Two weeks later at Chicago (10/18), he turned in a season-high seven tackle performance. In the Cowboys win over the Giants (11/8), Smith tied his season-high tackle total (seven) and helped limit the Giants to 127 yards passing. He broke up two passes and forced a fumble, while the Giants starting wide receivers accounted for just four receptions on the day. In the win over Arizona (11/15), Smith suffered a separated left shoulder while breaking up a pass in the second quarter. He returned to action and finished the day with another season-high tying seven tackles. He also broke up a career-high tying four passes. Against Seattle (11/22), Smith recorded his first interception of the season, and his first in 22 games (dating back to Chicago on Sept. 28, 1997). He was also second on the team with six tackles and led the team with two passes defended. Four days later on Thanksgiving Day, Smith suffered a strained lower back in the loss to the Vikings (11/26). In that game, Smith was forced into punt returning duties following injuries to Deion Sanders and Kevin Mathis in the two previous games. Smith responded with one return for 11 yards, marking his first punt return (the second of his career) since a Thanksgiving Day game against the Giants on Nov. 26, 1992. Smith was forced to sit out the following two weeks with the strained lower back, missing road games at New Orleans (12/6) and Kansas City (12/13). He returned to the starting lineup at right cornerback, in place of the injured Sanders, against Philadelphia (12/20). In that division title-clinching win over the Eagles, Smith registered his second interception of the season, setting up a Dallas field goal. In the season ending win over the Redskins (12/27), Smith had four tackles and a pass defended while helping limit the Redskins to 82 total yards in the second half. He did not start the playoff game against Arizona (1/2/99), but saw action in a reserve role. It was the first time since his rookie season that Smith did not start a game in which he played.

1997: For the fourth time in his career, Smith led the team in passes defended with 13, while finishing the year with 46 tackles, two forced fumbles, a tackle for a loss and an interception. With help from Smith, Dallas finished the season ranked second in the NFL in total defense and was the top ranked pass defense (157.6 yards-per-game). He opened the season with three tackles, two deflected passes and a forced fumble at Pittsburgh (8/31), helping hold the Steelers to 89 net yards passing and 174 yards of total offense. Against Philadelphia (9/15), he teamed with Sanders to hold the Eagles three starting wide receivers to six catches for 61 yards. He recorded his only interception of the season against Chicago (9/28) when he picked off a Rick Mirer pass and returned it 21 yards to set up the Cowboys at the Bears' six-yard line. He also helped limit the Bears to 102 yards passing on the day. He registered three tackles at the Giants (10/5) while helping hold New York to 109 passing yards and 166 total yards. He totaled seven tackles and a forced fumble at San Francisco (11/2). He also deflected two passes while helping hold the 49ers starting receivers to five catches for 88 yards. Smith helped shut out the Redskins starting wide receivers while recording four tackles against Washington (11/16) in the Cowboys 17-14 come-from-behind victory. On Thanksgiving Day against Tennessee (11/27), Smith helped limit the Oilers to 81 passing yards while recording a tackle and a pass defended. He recorded two tackles and his first career tackle for a loss (for minus two yards) the next week against Carolina (12/8) before totaling a season-high eight tackles at Cincinnati (12/14).

1996: Smith showed steady progress through the slow, arduous process of rehabilitating his Achilles injury and was able to report to training camp in the type of shape that allowed him to open the regular season as a starter. He was the Cowboys team leader in passes defended with a career-high 18, and he tied Darren Woodson for the club lead in interceptions with five. As a result of his inspiring comeback, Smith was selected by his teammates as the recipient of the Ed Block Courage Award. In the season opener at Chicago (9/2), he registered five tackles while picking up his first interception since November of 1994. The following week against the Giants (9/8), Smith intercepted a Dave Brown pass on the game's opening play and returned it 22 yards to the Giants 12-yard line. In the win over Arizona (10/13), he tied a career-high with four passes defended and picked up his third interception of the season. The next week, he tied a career-high with seven solo tackles against Atlanta (10/20), while finishing the day with a season-high eight stops. In the win at Miami (10/27), Smith recorded his fourth interception of the season when he picked off Dan Marino in the third quarter. His interception led to a Dallas touchdown, and he received a game ball for helping limit the Dolphins to 173 yards passing. Smith recorded a pair of seven-tackle outings against Philadelphia (11/3) and San Francisco (11/10). He then teamed with Sanders to help limit Green Bay's starting receivers to six catches for 48 yards in the Cowboys 21-6 Monday night victory over the Packers (11/18). Six days later, Smith picked up his fifth interception of the year in a loss to the Giants (11/24) in New Jersey.



1995: In the season opener at the N.Y. Giants (9/4), Smith suffered a partially ruptured right Achilles. The injury forced him to miss the remainder of the season, as the Cowboys went on to defeat the Pittsburgh Steelers in Super Bowl XXX (1/28/96). Smith was injured while making his 39th consecutive start for Dallas – the second longest streak among Dallas defensive players.

1994: For the second straight year, Smith was the Cowboys' team leader in passes defended with a then career-high 17, and he was seventh on the team in total tackles with 71. He tied his single game career-best total for solo tackles with seven against Houston (9/11), and he finished that game with nine total tackles – tying his highest total of the year. He also had nine stops in the loss to Cleveland (12/10). At Cincinnati (10/30), he established a personal-best for passes defended with four in the Cowboys 23-20 victory. Smith recorded his only two interceptions of the regular season – and his first career multiple interception game – in the Cowboys 31-7 win over Washington (11/20). In the divisional playoff win over Green Bay (1/8/95), he collected his first career postseason interception.

1993: As a second-year player, Smith led the Cowboys in interceptions with six, collecting more than any other Dallas player since Michael Downs (six) in 1986. Smith tied for second in the NFC in interceptions while finishing the year seventh overall in the NFL. He was also the team leader in passes defended with 13 and tied for the team lead in forced fumbles with three. He closed out the season ranked fifth on the team in tackles with 90 and third on the team in solo tackles with 73. Against the Jets (12/18), Smith became the first Cowboy defender since 1990 to be named NFC Defensive Player of the Week after recording seven tackles, two forced fumbles, a fumble recovery (his first NFL fumble recovery) and an interception, which he returned 32 yards for a touchdown (the first of his career). He registered a career-high 10 tackles at Indianapolis (10/10) and added an interception. He also tallied interceptions against Buffalo (9/12), Green Bay (10/6), at Minnesota (12/12) and against the Redskins (12/26).

1992: As a rookie, Smith started nine games (including playoffs), and he registered 36 tackles, seven passes defended, two interceptions, one forced fumble and one fumble recovery. He picked up his first career interception on the first play of the game at Denver (12/6). He then closed the regular season with a theft against Chicago (12/27). In the NFC Championship Game at San Francisco (1/17/93), Smith was a visible factor in the Dallas secondary, collecting a season-high eight tackles (seven solos) and returning a fumble recovery 11 yards. His regular season-high for tackles came against the Giants (11/26) with six stops. His early season development was hampered somewhat by a preseason hamstring pull that kept him out of much of the full speed training camp work. He picked up his first career start against Phoenix (11/22). Smith was only the third defensive back drafted by Dallas in the first round (Aaron Kyle, 1976 and Rod Hill, 1982), and he was chosen with the highest pick ever used on a Dallas defensive back.

COLLEGE: Midway through his final college season, Smith was called upon to return punts and quickly became one of the nation's finest. He returned one punt 71 yards for a score against Rice and then added a 73-yard touchdown return against Texas. He finished the season with a 14.7-yard return average, good for sixth in the nation. Smith scored six special teams/defensive touchdowns in four years at Texas A&M. He set a Southwest Conference record for career interceptions with 20, tied the conference mark for career touchdowns on interceptions with three and set Texas A&M career records for interception return yards (289) and passes defended (32). In addition, Smith, who missed only one game during his four years at A&M, started 38 straight games to end his career. A semifinalist for the Jim Thorpe Award, he also earned consensus All-America honors in 1991 and was an All-Southwest Conference selection for three straight years.

PERSONAL: In his senior year at West Orange Stark High School in Orange, TX, Kevin Rey Smith recorded 12 interceptions and caught nine touchdown passes while playing wide receiver. He also competed in baseball, basketball and track in high school. During his senior year at A&M, Smith roomed with former Cowboys linebacker Quentin Coryatt, who was selected by Indianapolis with the second overall pick in the 1992 NFL Draft. Smith majored in recreation, parks and tourism at Texas A&M. His twin sisters received track scholarships to college, but both chose to bypass athletics and pursue engineering degrees. Smith has become a regular at the Children's Cancer Fund Fashion Show for pediatric oncology research, serving as a celebrity escort.

K. SMITH'S COWBOYS TOTALS

Year	Solo	Tackles Ast.	Tot.	Sacks.	Tkl/ Loss	QB Press	Passes Def.	For. Fum.
1992	22	9	31	0.0	0(0)	0	8	1
1993	73	17	90	0.0	0(0)	0	13	3
1994	57	14	71	0.0	0(0)	0	17	0
1995	3	1	4	0.0	0(0)	0	0	0
1996	48	10	58	0.0	0(0)	0	18	0
1997	37	9	46	0.0	1(-2)	0	13	2
1998	53	11	64	0.0	1(-1)	0	15	1
1999	11	6	17	0.0	0(0)	0	8	0
Totals	304	77	381	0.0	2(-3)	0	92	7
Playoffs								
1992	11	2	13	0.0	0(0)	0	2	0
1993	14	1	15	0.0	0(0)	0	4	0
1994	4	2	6	0.0	0(0)	0	2	0
1996	3	3	6	0.0	0(0)	0	2	0
1998	0	0	0	0.0	0(0)	0	0	0
1999	0	0	0	0.0	0(0)	0	0	0
Totals	32	8	40	0.0	0(0)	0	10	0



K. Smith's Cowboys Totals (cont.)

Year	Pass Interceptions				
	No.	Yds.	Avg.	Long	TD
1992	2	10	5.0	7	0
1993	6	56	9.3	32t	1
1994	2	11	5.5	11	0
1996	5	45	9.0	24	0
1997	1	21	21.0	21	0
1998	2	31	15.5	22	0
1999	1	16	16.0	16	0
Totals	19	190	10.0	32t	1

Playoffs

1994	1	2	2.0	2	0
------	---	---	-----	---	---

Additional Statistics

Kickoff Returns – 1992 (1 ret., 9 yds.), 1993

(1 ret., 33 yds.)

Playoffs – 1992 (1 ret., 11 yds.)

Punt Returns – 1992 (1 ret., 17 yds.), 1998 (1 ret., 11 yds.)

Special Teams Tackles – 1992 (3-1-4), 1993 (1-0-1)

Year	Opponents' Fumbles Recovered				
	No.	Yds.	Avg.	Long	TD
1993	1	14	14.0	14	0

Playoffs

1992	1	11	11.0	11	0
------	---	----	------	----	---

Single-Game Bests

Tackles – 10 @ Indianapolis, 10/10/93

Playoffs – 8 vs. Buffalo, 1/31/93 and


vs. Buffalo, 1/30/94

Interceptions – 2 vs. Washington, 11/20/94

Passes Defended – 4 three times, last

@ Arizona, 11/15/98

Playoffs – 2 @ Carolina, 1/5/97



Alonzo Spellman

Defensive Lineman

6'4" ★ 292 ★ 9/27/71

Ohio State

FA for '99

NFL: 8th Year ★ Cowboys: 2nd Year



GAMES/STARTS (regular season, playoffs): 1992 (15/0 - Chi.), 1993 (16/0 - Chi.), 1994 (16/16, 2/2 - Chi.); 1995 (16/16 - Chi.), 1996 (16/15 - Chi.), 1997 (7/5 - Chi), 1998 (DNP), 1999 (16/16, 1/1). Totals - 102/68, 3/3 (Dallas - 16/16, 1/1).

PRO: When the Dallas Cowboys signed Alonzo Spellman during training camp last year, they were hoping he would provide depth to a thin defensive line. He not only showed that he could still play in the NFL after a one-year layoff, but that he could create havoc in a totally new position. The Dallas coaching staff moved Spellman from defensive end to defensive tackle, and he showed that he had the ability to pressure the quarterback from the inside as well as he did from the outside. He also showed that his size and athleticism would allow him to dominate the line of scrimmage and control the run as well. This high performance level will be expected again in 2000 as he works in a defensive line rotation with Chad Hennings, Leon Lett, Greg Ellis and Ebenezer Ekuban.

1999: After a year out of football, Spellman signed with the Cowboys on July 29 and was moved from defensive end to defensive tackle during the preseason. He went on to lead the team with 22 quarterback pressures and tied for second with five sacks while totaling 43 tackles, two tackles for losses, a forced fumble and a fumble recovery. He earned his first start at defensive tackle in the season opener at Washington (9/12) and posted one stop before totaling three tackles and a fumble recovery the next week against Atlanta (9/20). Against Arizona (10/3), he led the team with four quarterback pressures. He turned in one of his best performances of the season at Philadelphia (10/10), registering a season-high five tackles, a sack, a tackle for a loss and a quarterback pressure while helping limit the Eagles to 244 yards of offense. Spellman recorded four tackles and a sack at the N.Y. Giants (10/18) while the Dallas defense limited the Giants to 153 yards passing. He led the team with three quarterback pressures against Washington (10/24) while helping limit the Redskins top ranked offense to 272 yards. He tied his season-high with five tackles against Green Bay (11/14) while adding his third sack and a quarterback pressure to help limit the Packers to 40 yards rushing. He totaled three tackles and a quarterback pressure at Arizona (11/21) as the Cardinals rolled up only 207 yards of offense, and he registered a team-high four pressures, two tackles and a sack in helping shutout Miami (11/25) on Thanksgiving Day. Spellman logged four tackles at New England (12/5) before registering three tackles, a pressure, a forced fumble and his fifth sack of the season against Philadelphia (12/12). In the season finale against the N.Y. Giants (1/2/00), he tied for the team lead with three quarterback pressures while adding three tackles and a tackle for a loss to help limit the Giants to 74 yards rushing. In his first postseason action since January, 1995, Spellman logged three tackles at Minnesota (1/9/00) in an NFC Wild Card Playoff Game.

1998: Spellman was out of football after being released by the Chicago Bears on June 12.

1997: Spellman started the season at Green Bay (9/1) with four tackles and half a sack. He totaled three tackles against Minnesota (9/7) before recording three tackles, two passes defended and a sack at New England (9/21). He injured his left shoulder against the Patriots, causing him to miss games at Dallas (9/28), against New Orleans (10/5) and Green Bay (10/12), at Miami



(10/26) and against Washington (11/2). He then missed games at Minnesota (11/9) and against the N.Y. Jets (11/16) and Tampa Bay (11/23) due to a team imposed suspension. He was re-instated Nov. 26 but did not make the trip to Detroit (11/27). He returned to action against Buffalo (12/7) and recorded one tackle. He registered three tackles and half a sack at St. Louis (12/14) before closing the season with four tackles at Tampa Bay (12/21).

1996: Spellman finished the year with a career-high 78 tackles while leading the team with eight sacks. He opened the season with five tackles against Dallas (9/2) and against Minnesota (9/15). He registered a season-high seven tackles and a sack against Green Bay (10/5) and at New Orleans (10/13) despite wearing a cast on his left hand to protect a dislocated left middle finger suffered against the Vikings. He recorded four tackles, a sack, and a forced fumble at Minnesota (10/28) before totaling three tackles and a sack against Tampa Bay (11/3). Two weeks later at Kansas City (11/17), he recorded six stops and a sack, and he registered five tackles, a sack and a forced fumble at Green Bay (12/1). He did not start but totaled two tackles and a sack against St. Louis (12/8) before being ejected in the fourth quarter for fighting. He closed the season with six tackles and a sack at Tampa Bay (12/22).

1995: After moving from right end to left end during training camp, Spellman opened the season with five stops and a sack against Minnesota (9/3) before registering another sack against Green Bay (9/11). He totaled one and a half sacks and a forced fumble at Tampa Bay (9/17). His sack against the Bucs established a new Bears record for consecutive games with a sack, as he totaled a sack in his seventh straight game (final four of 1994 and first three of 1995). He recorded three tackles, a sack, a forced fumble and a pass defended against Houston (10/22), and he totaled a season-high seven tackles at Minnesota (10/30). In the season finale against Philadelphia (12/24), he registered a career-high three sacks and forced two fumbles. He closed out the season with a career-high eight and a half sacks.

1994: While starting every game at right end, Spellman recorded 60 tackles and finished third on the team with eight passes defended. He also moved inside to tackle in the Bears' nickel defense. He registered a sack, a forced fumble and an interception at the N.Y. Jets (9/25). He added another sack against Buffalo (10/2) and two passes defended against New Orleans (10/9). At Minnesota (12/1), he totaled five stops and half a sack before recording seven tackles and a sack at Green Bay (12/11). The next week, he posted a career-high eight stops while breaking up a pass, blocking a field goal and recording half a sack against the Rams (12/18). He recorded two passes defended and a sack in the season finale against New England (12/24). He registered five tackles, a sack and a fumble recovery in a playoff loss at San Francisco (1/7/95).

1993: Spellman totaled five tackles at Minnesota (9/12) and half a sack in the rematch against Minnesota (10/25). He finished with three tackles and a sack against the Raiders (11/7) before totaling a season-high six tackles and a sack at San Diego (11/14). He recorded one tackle at Tampa Bay (12/12) while playing sparingly due to an injured elbow.

1992: Spellman registered his first professional sack in his first NFL game against Detroit (9/6), and he posted two tackles, a pass defended and a sack against Tampa Bay (10/18). At Detroit (12/20), he totaled four tackles and a sack before closing the season with a season-high seven tackles and a sack at Dallas (12/27). Spellman was originally a first-round draft choice (22nd overall) by the Bears.

COLLEGE: Spellman left Ohio State after earning All-Big Ten and team MVP honors following his junior season. He played in nine games for the Buckeyes as a junior, totaling nine tackles for losses, three sacks, three passes defended and a forced fumble. He earned All-Big Ten honors and was rated the second best defensive end in the country by *The Sporting News* after registering a collegiate career-best 52 tackles, nine tackles for losses and two sacks as a sophomore. He earned All-Big Ten honorable mention honors as a freshman linebacker after leading the squad with 10 tackles for losses and tying for the team lead with four sacks. He moved from linebacker to defensive end during spring practice prior to his sophomore year.

PERSONAL: Spellman was a *USA Today* All-America and New Jersey Player of the Year as a senior at Rancocas Valley, N.J. High School. He registered 104 tackles and 14 sacks as a senior. He also averaged 17 points and 22 rebounds for the basketball team during his senior season. Spellman participated in the Cowboys-Salvation Army Angel Tree during the 1999 holiday season, purchasing toys and clothing for children in need during the holidays.

SPELLMAN'S NFL TOTALS

Year	Solo	Tackles Ast.	Tot.	Sacks.	Tkl/ Loss	QB Press	Passes Def.	For. Fum.	Blk
1992 (Chi.)	15	15	30	4.0 (-26)	0.0	-	1	0	0
1993 (Chi.)	15	13	28	2.5 (-14)	0.0	-	0	0	0
1994 (Chi.)	35	25	60	7.0 (-49)	0.0	-	8	1	1
1995 (Chi.)	41	25	66	8.5 (-53)	0.0	-	5	4	0
1996 (Chi.)	46	32	78	8.0 (-67)	0.0	-	2	3	0
1997 (Chi.)	8	7	15	2.0 (-19)	0.0	-	2	0	0
1998	Did Not Play								
1999 (Dal.)	21	22	43	5.0 (-40)	0.0	22	0	1	0
Totals	181	119	320	37.0 (-268)	0.0	22	18	9	0
Playoffs									
1994 (Chi.)	2	4	6	1.0 (-5)	0.0	-	1	0	0
1999 (Dal.)	1	2	3	0.0 (0)	0.0	0	0	0	0
Totals	3	6	9	1.0 (-5)	0.0	0	1	0	0



Spellman's NFL Totals (cont.)

Pass Interceptions					
Year	No.	Yds.	Avg.	Long	TD
1994 (Chi.)	1	31	31.0	31	0

Opponents' Fumbles Recovered					
Year	No.	Yds.	Avg.	Long	TD
1995 (Chi.)	1				
1999	1	0	0.0	0	0
Totals	2	4	2.0	4	0
Playoffs					
1994 (Chi.)	1	0	0.0	0	0

Additional Statistics

Special Teams Tackles - 1992 (1)
Blocked Field Goals - 1 (vs. L.A. Rams, 12/18/94)

Single-Game Bests

Total Tackles - 8 vs. L.A. Rams, 12/18/94
Sacks - 3 vs. Philadelphia, 12/24/95
QB pressures - 4 vs. Arizona, 10/3/99 and
vs. Miami, 11/25/99



Mark Stepnoski

Center

6'2" ★ 265 ★ 1/20/67

Pittsburgh

UFA (Tennessee) for '99

NFL: 12th Year ★ Cowboys: 8th Year



GAMES/STARTS (regular season/postseason): 1989 (16/4), 1990 (16/16), 1991 (16/16, 2/2), 1992 (14/14, 3/3), 1993 (13/13), 1994 (16/16, 2/2), 1995 (16/16-Hou.), 1996 (16/16-Hou.), 1997 (16/16-Tenn.), 1998 (13/13-Tenn.), 1999 (15/15, 1/1). Total - 167/155, 8/8 (Dallas 106/94, 8/8).

PRO: After a four year visit to the AFC, Mark Stepnoski returned to his NFL origins and rejoined many of his former teammates in Dallas in 1999. He brought back a very high level of play at his position, and quickly re-established himself as one of the NFC's premier centers. Throughout his career, Stepnoski has displayed intelligence, outstanding technique and a desire to excel at one of the NFL's more demanding offensive line positions. He spent his first six NFL seasons with the Cowboys and was a member of two Cowboys Super Bowl championship teams (XXVII, XXVIII). During that time, he started a string of five consecutive Pro Bowl appearances (three with the Cowboys, 1993-95 and two with the Oilers, 1996-97). He was only the second center in Cowboys' history to earn a spot in the Pro Bowl, and he was the first to make more than one trip to Hawaii. Stepnoski was originally drafted by the Cowboys in the third round (57th overall) in 1989, and he later signed with the Oilers as an unrestricted free agent on March 23, 1995. In seven of his 11 NFL seasons, he has helped a running back crack the top five in NFL rushing yards. He was a member of the Cowboys 1989 draft that provided the cornerstones for the Super Bowl success that made Dallas the team of the decade. That draft produced Troy Aikman (first round), Daryl Johnston (second), Stepnoski (third) and Tony Tolbert (fourth). That quartet collected a combined total of 15 Super Bowl rings and 14 Pro Bowl appearances.

1999: Stepnoski's return to Dallas also marked the reemergence of the Dallas running attack as one of the game's most productive. Stepnoski played a key role in helping Emmitt Smith to his highest single season rushing total (1,397) since 1995, while also enabling the Pro Bowl running back to collect more 100-yard rushing games (nine) than in any other season in his career other than 1995. The Cowboys finished the season ranked sixth in the NFL in rushing with an average of 128.2 yards-per-game. From a pass protection standpoint, Stepnoski was a key part of an offensive line that allowed just 24 sacks in 531 pass plays (one every 22.1 pass plays), the second fewest sacks allowed in the NFL. The Dallas line also allowed one sack or less in nine regular season games, including five of the final six games. Stepnoski earned second-team All-Pro honors from the *Football Digest* for his performance. In his first game since rejoining the Cowboys, at Washington (9/12), Stepnoski helped lead the way for a Dallas offense that gained 541 total yards (186 rushing, 355 passing), the highest offensive output by Dallas since Sept. 15, 1985 when the team gained 554 yards against Detroit. In addition, Aikman was sacked just one time in 50 pass plays in the overtime win. The following week, the Dallas line led the way for Smith to gain 109 yards in a win over Atlanta (9/20), marking just the third time in 29 games that the Falcon defense had allowed a 100-yard rusher. In the loss at Philadelphia (10/10), he suffered a low back contusion in the second quarter and did not return for the remainder of the game. He was back in the lineup the following week at the N.Y. Giants (10/18). In the win over Green Bay (11/14), Stepnoski and Co. provided run blocking that helped spring Dallas' ground game to 149 yards on 34 carries (4.4 yards-per-attempt) despite Smith missing the entire game with a broken hand. In the Thanksgiving Day win over Miami (11/25), the Cowboys offensive line permitted just one sack in 30 passing plays and helped lead Smith to 103 yards rushing against what was the NFL's sixth ranked defense going into the game. Stepnoski suffered a strained calf early in the fourth quarter and did not return. He missed the following week's game, at New England (12/5), because of the calf injury. In the 20-10 win over Philadelphia (12/12), he helped Aikman pass for 242 yards, as the line allowed just one sack in 41 passing plays. The Dallas line also led the way to Chris Warren's 92-yard rushing day. Stepnoski again left the Eagles game in the fourth quarter when he began losing strength in his calf. In the following week's loss to the N.Y. Jets (12/19), he returned



to action and was a key part of a Dallas running attack that gained 195 yards on the ground and allowed just one sack in 29 passing plays.

1998: Stepnoski had a streak of 48 consecutive starts at center, dating back to day one of his Oilers' career, snapped when he missed the first three games of the season with a knee injury. After starting all four preseason games, he underwent arthroscopic surgery on his right knee and was placed on the inactive list for the Oilers first three games. He returned to the lineup against Jacksonville (9/27) and started the final 13 contests. Along the way, he helped anchor an offensive line that jump-started the NFL's ninth-best rushing attack (123.1 yards-per-game). Beginning with his second week back in the lineup, the Oilers put together a string of seven consecutive games with over 110 yards on the ground. Eddie George had five consecutive games with over 100-yards during that stretch, including 153 yards at Pittsburgh (11/1).

1997: Stepnoski started all 16 games at center and blocked for a line that guided the Oilers to the fourth-highest rushing total (2,414 yards) in franchise history, a mark that was also third-best in the league in 1997. His work with the line aided George to eight 100-plus-yard performances, including a 216-yard game against Oakland (8/31) that tied the club's all-time single game rushing total. Three times in 1997 the line did not allow a sack (at Miami, 9/7, at Jacksonville, 11/16 and at Dallas, 11/27). Against Dallas (11/27), he was part of a line that controlled the line of scrimmage during a 21-play drive that consumed 13:27 in a 27-14 win.

1996: Stepnoski earned his fifth consecutive Pro Bowl selection after earning 16 starts at center for the Oilers. In addition, he earned second-team All-Pro honors from Associated Press and *Football Digest*. He was also a second team All-AFC selection by UPI. He centered a line that helped George gather Rookie-of-the-Year honors while rushing for 1,368 yards. Overall, the Oilers' ground attack finished sixth in the NFL and gained 1,950 yards (eighth-highest in team history). He was part of an offensive line that paved the way for George's 143 yards rushing at Jacksonville (9/8). In an overtime win at Cincinnati (10/6), Stepnoski recorded the 100th start of his NFL career. He had a key block on George's 37-yard run in the fourth quarter at Atlanta (10/13). He started at New Orleans (11/10) but left the game in the fourth quarter with a sore hamstring. He then helped the Oilers rush for 243 yards on 48 carries (5.1 avg.) at the N.Y. Jets (12/1), marking the most yards on the ground by the Oilers since the team rushed for 257 yards at Green Bay (12/14/80).

1995: Stepnoski agreed to terms with the Oilers as an unrestricted free agent on March 11 and went on to start all 16 games, centering a line that cut its sack total in half from the previous season (65 in 1994 to 32 in 1995). In his first game as an Oiler – at Jacksonville (9/3) – he had key blocks on both Gary Brown's 21-yard run and Rodney Thomas' 32-yard scamper. He was part of an offensive line at Cincinnati (9/24) that helped the Oilers gain 487 yards of offense, the team's highest output since a 583-yard performance against the Cowboys (11/10/91). He helped the offense piece together three nine-minute drives against the Buccaneers (10/29), and he played in his 100th NFL game at the Browns (11/5). At Kansas City (11/19), he was part of an offensive line that did not allow a sack to a Chiefs' defense that was averaging 3.3 sacks-per-game.

1994: Stepnoski returned to All-Pro form after missing the preseason while recovering from surgery on a torn anterior cruciate ligament in his right knee. He started all season and was selected as the starting center in the Pro Bowl for the NFC (third consecutive Pro Bowl, first as a starter). Other honors included first-team All-Pro choice by *Sports Illustrated* (Dr. Z's), second-team All-Pro accolades from AP and *Football Digest*, and first-team All-NFC selection by UPI and *Football News*. He anchored a Cowboys line that established a then team record by allowing just 20 sacks (93 yards in losses), surpassing the previous best of 23 set in 1992. The team also led the NFL in allowing the fewest yards in QB sacks, while ranking fourth in total sacks against. In a 26-9 win over the Steelers (9/4), Stepnoski earned a game ball in his first regular season action since suffering the knee injury against the Vikings in 1993. He suffered a sprained ankle in the third quarter against Philadelphia (10/16) and did not return to action. Despite the ankle injury, he started and played the entire game the following week at Arizona (10/23).

1993: Despite having his season cut short by a right knee injury, Stepnoski was selected to his second straight Pro Bowl. He also gained second-team All-Pro recognition from *College and Pro Football Newsweekly*, as well as first-team All-NFC honors from UPI and *Football News*. He anchored the middle of a line that helped Smith earn his third straight rushing title and rank second in the NFL in rushing offense (135.1 yards-per-game). In addition to outstanding run blocking, the offensive line allowed the lowest number of sacks in the NFL (29 for just 10.2 yards-per-game). Stepnoski was given a game ball in the Vikings' game (12/12) despite leaving with a torn ACL (right knee). He underwent surgery on Jan. 4, 1994.

1992: Stepnoski anchored a line that helped the team to victory in Super Bowl XXVII. He was selected to his first Pro Bowl, while gathering second-team All-Pro honors from AP. He also received All-NFC recognition from UPI and *Football News*. He was part of a line that allowed just 23 sacks (second lowest in the NFL) for 112 yards in losses (lowest in the NFL). The offensive front registered 11 regular season games of permitting one sack or less, and he also helped pave the way for Smith's second straight rushing title (1,713 rushing yards). Stepnoski was not on the active roster against the Redskins (9/7) and at the Giants (9/13) in the aftermath of a contract holdout. His blocking against Philadelphia (11/1) allowed Smith to become the first back to rush for over 100 yards (163 on 30 carries) against the vaunted Eagles defense in over 50 games.

1991: Stepnoski started all 16 games at center (plus two postseason contests) and was a key figure on an offensive line that helped Smith gain a league-leading 1,563 yards. He centered a line that allowed two-sacks-or-less in 11 of the 16 regular season games, while surrendering one sack or less in eight games.



1990: In just his second NFL season, Stepnoski became a full-time starter for the Cowboys.
1989: Stepnoski saw action in all 16 games as a rookie, starting the final four games at center. He became the first rookie to start at center for the Cowboys since Robert Shaw in 1979.

COLLEGE: A four-year starter at the University of Pittsburgh, Stepnoski earned All-America honors as a senior and was an Outland Trophy finalist and Lombardi Award semifinalist. In addition to recognition on the field, he was a two-time Academic All-America and one of 11 National Football Foundation and Hall of Fame scholar-athletes. Slowed by an ankle injury as a junior, Stepnoski missed the only game of his collegiate career. He received third-team All-America notice and made the *Football News* Sophomore All-America Team in 1986. He became the starting guard for the Panthers in the third game of his freshman year.

PERSONAL: Mark Matthew Stepnoski attended Cathedral Prep, High School in Erie, PA, lettering in football. He was named All-America by *USA Today* and *Parade* Magazine as a senior. His father, Marty, was a teammate of Hall-of-Fame receiver Fred Biletnikoff on Erie Tech's 1960 high school football team. Mark, a communications major at Pitt, was born on Jan. 20, 1967, in Erie, PA. Since rejoining the Cowboys, Stepnoski has participated in the offensive line's support of the RISE School in Dallas with the "First Downs for Down Syndrome" project and taped a PSA for the cause. Stepnoski has served as a celebrity escort in the annual Children's Cancer Fund Fashion Show, which raises funds for pediatric oncology research.



George Teague

Safety

6'1" ★ 196 ★ 2/18/71

Alabama

FA for '98

NFL: 8th Year ★ Cowboys: 4th Year



GAMES/STARTS (regular season, playoffs): 1993 (16/12, 2/2-G.B.), 1994 (16/16, 2/2-G.B.), 1995 (15/15, 3/3-G.B.), 1996 (16/8, 2/2-Dal), 1997 (15/6, 1/0-Mia), 1998 (16/5, 1/1), 1999 (14/14, 1/1). Total - 108/76, 12/11 (Dallas - 46/27, 4/4).

PRO: George Teague returned to the Dallas Cowboys secondary on May 6, 1998, bringing with him experience and big play ability. He has played a prominent role at the starting free safety position, where he has continually displayed his knack for the big play. In his original tour of duty in Dallas during the 1996 season, he turned the tide for Dallas in a 1996 playoff game against Minnesota when he forced two fumbles and returned an interception for a touchdown. Last season he was responsible for two interception returns for touchdowns, covering 32 yards (vs. Arizona) and 95 yards (vs. Green Bay), in two Dallas wins. Against Detroit in a 1993 playoff game as a member of the Packers, he returned an interception 101 yards for a touchdown (the longest in NFL postseason history), and he returned an interception 74 yards against Cincinnati in 1995. Not just exuding style over substance, Teague also posted a career-high 102 tackles last year, the first 100-tackle season of his career.

1999: In his third season with the Cowboys, Teague finally got the opportunity to start from day one and responded with a single-season career-high 102 tackles, good for fourth on the team. He recorded eight-or-more tackles in nine of the 15 games he played, including postseason. Teague made his presence felt from the start, playing a key role in two second quarter takeaways in the season opener at Washington (9/12). Both takeaways thwarted Redskins scoring opportunities. First, he forced a Stephen Davis fumble at the Dallas one-yard line and then two possessions later recovered a Brad Johnson fumble at the Dallas nine-yard line. For the day, he was fourth on the team with eight tackles. The next week against Atlanta (9/20), he finished third on the team with 10 tackles. Teague scored the first regular-season touchdown of his career when he returned a Jake Plummer pass 32-yards for a score on the game's third play against Arizona (10/3). It was also his first interception since Nov. 17, 1997 against Buffalo as a member of the Dolphins. Teague also tied for the team lead with two special teams tackles against the Falcons. With seven tackles at Philadelphia (10/10), he tied for third on the team. Teague accounted for eight tackles at the N.Y. Giants (10/18) before suffering a strained neck late in the second quarter that kept him from returning. The neck injury kept him out of games against Washington (10/24) and at Indianapolis (10/31), but he returned to the starting lineup and tied for third on the team with seven tackles at Minnesota (11/8). For the second time this season, he returned an interception for a touchdown when he took a Brett Favre pass back 95-yards for a score in the closing seconds to seal the win against Green Bay (11/14). It was the third-longest interception return in club history. Teague recorded four tackles but missed some second half action after suffering a finger laceration on his left hand in the third quarter at Arizona (11/21). He returned in the fourth quarter and helped limit the Cardinals to 207 yards of offense and 13 points. He was fourth on the team with eight tackles against Miami (11/25), helping shut out the Dolphins and limit them to 206 yards passing. Teague posted a season-high 11 tackles at New England (12/5) as the Patriots were limited to 176 passing yards. His eight tackles against Philadelphia (12/12) allowed Dallas to hold the Eagles to 10



points and 143 yards passing. Teague was second on the team with nine tackles against the N.Y. Jets (12/19) and eight stops at New Orleans (12/24). Against the Saints, he also broke up a pass and recorded a tackle for a loss as Ricky Williams was limited to 61 yards on 23 carries. With a postseason berth on the line against the N.Y. Giants (1/2/00), Teague logged his third interception of the season with a second quarter pick off Kerry Collins. In addition, he recorded four tackles, giving him 102 for the season, the first 100-tackle season of his career. In the wild card playoff game at Minnesota (1/9/00), Teague tied for second on the team with 10 tackles while helping limit the Vikings to 199 yards passing, 50 yards below their season average.

1998: Teague signed with Dallas on May 6 after being released by the Dolphins and started the season in a reserve capacity, contributing to nickel situations, before winning the starting free safety job in Week 11. He held onto that position through the postseason loss to Arizona. Teague finished the season 10th on the team with 52 tackles, while also registering the first two sacks of his career and contributing nine special teams tackles. Teague earned his first start of the '98 season at free safety in the win over Seattle (11/22). He played, but did not start, the following week against Minnesota (11/26), and then started the remaining four games of the season at free safety. In his second start, at New Orleans (12/6), Teague responded with eight tackles and the first two sacks of his career. The next week at Kansas City (12/13), he added six tackles and a special teams stop. In the division-clinching win over Philadelphia (12/20), he tied for the team lead with a season-high 10 tackles. He matched that 10 tackle total in the following week's win against the Redskins (12/27), while also breaking up a season-high three passes.

1997: Following a successful 1996 season with Dallas, Teague accepted a free agent offer from Miami on March 20. He made his Dolphins debut against Indianapolis (8/31), recording one tackle. He suffered a left ankle sprain the next week against Tennessee (9/7), causing him to miss the remainder of the Oilers game and to be inactive at Green Bay (9/14). In his first start of the season, Teague totaled four tackles against Baltimore (10/19) before recording a season-high 11 tackles and a forced fumble against Chicago (10/27). Teague preserved Miami's 24-17 victory over the N.Y. Jets (11/9) when he intercepted a Glenn Foley pass with 1:15 remaining in the game. He also registered five tackles and two passes defended against the Jets. Against Buffalo (11/17), Teague tallied four stops and an interception before totaling four tackles against Detroit (12/7). He closed out the year with two tackles against New England (12/22) in the season finale. He totaled two more tackles at New England (12/28) the next week in a wild card playoff game.

1996: Teague was traded from Green Bay to Atlanta on July 16 and was then released by the Falcons on Aug. 17. He signed with Dallas on Aug. 23 and went on to record 70 tackles, the second highest tackle total of his career at that time. Teague also established a career-high with four interceptions to finish second on the team. He recorded a tackle in his Dallas debut at Chicago (9/2) before sealing the Cowboys victory at Philadelphia (9/30) by intercepting a Ty Detmer pass at the Cowboys eight-yard line with 1:58 remaining. He started his first game against Atlanta's (10/20) run-and-shoot offense and recorded 10 tackles and two special teams tackles. He registered five stops at San Francisco (11/10), and he took over the starting free safety job against Green Bay (11/18) after Brock Marion fractured a scapula in the 49ers game. He totaled five tackles against the Packers and at the N.Y. Giants (11/24), helping limit the Giants to 104 net passing yards. Against Washington (11/28), he totaled four tackles and an interception, and he finished with nine tackles, two passes defended, a tackle for a loss and an interception at Arizona (12/8). Teague registered five tackles against New England (12/15) before closing the season by tying his career-high with 12 tackles at Washington (12/22), while also picking off his fourth pass of the year. Against Minnesota (12/28) in a wild card playoff game, Teague earned NFL Defensive Player of the Week honors. He forced an Amp Lee fumble that rolled out of the end zone for a touchback to prevent a touchdown, and on the next Vikings play, he forced a Leroy Hoard fumble that set up a Dallas touchdown. Three plays later, Teague intercepted a Brad Johnson pass and returned the ball 29 yards for a touchdown. Teague's touchdown was the first interception return for a score in the postseason by Dallas since Dennis Thurman on Jan. 16, 1983.

1995: Teague started 15 games for Green Bay, missing only the Tampa Bay contest (12/10) with a nagging toe injury. Before the Tampa Bay game, he had started 41 consecutive games at free safety. Teague tied for sixth on the team with 72 tackles, while equaling his career best with 13 passes defended. He also registered two interceptions and a fumble recovery. He intercepted a tipped Scott Mitchell pass at the Green Bay 38-yard line with 1:28 left in the game, clinching a 30-21 win over Detroit (10/15). At Minnesota (11/5), he recorded five tackles, a pass defended and a fumble recovery. He started against Tampa Bay (11/26) despite missing the entire week of practice due to a broken big toe suffered one week earlier at Cleveland (11/19). Against Cincinnati (12/3), he intercepted a pass and returned it 74 yards to the Bengals' four-yard line. Teague totaled a career-high 12 tackles at New Orleans (12/16). He started in all three postseason games, where he finished as the team's third-leading tackler with 21 stops. He recorded 11 tackles at Dallas (1/14/96) in the NFC Championship Game.

1994: Teague started all 16 games for the first time in his career, although he had never fully recovered from a thyroid problem that plagued him prior to the season. Teague finished third on the team with a career-high 13 passes defended, while tallying 53 tackles and tying for second on the team with three interceptions. He practiced on a limited basis early in training camp due to a thyroid condition, which initially produced dramatic weight loss and later hampered his conditioning. He began practicing on a full-time basis Aug. 4. In the season-opening win over Minnesota (9/4), he intercepted two Warren Moon passes, but also suffered a fractured thumb. He was forced to play with a cast on one hand for much of the first half of the season. Teague made



a season-high eight tackles against the N.Y. Jets (11/13), and he forced a fumble in a Thanksgiving Day loss at Dallas (11/24). He intercepted a Craig Erickson pass in the season finale at Tampa Bay (12/24) before contributing eight postseason tackles.

1993: Teague played in all 16 games, starting the final 12 and both postseason contests. He made one of the more memorable plays in Packers' playoff history at Detroit (1/8/94). With the Lions driving, he intercepted an Erik Kramer pass one-yard deep in the end zone and returned it 101 yards for a touchdown. His 101-yard return was the longest postseason interception return in NFL history, and along with his four solo tackles, helped earn him the NFL's Defensive Player of the Week award. He was chosen to the all-rookie teams of *Pro Football Weekly*/Pro Football Writers of America, *Football Digest* and *Pro Football Newsweekly*. He finished the year with 36 tackles, while contributing nine tackles in the playoffs. He started his first NFL game against Denver (10/10), recording four tackles and forcing Glyn Milburn to fumble a kickoff, which he recovered himself. At New Orleans (11/14), Teague had four tackles and one fumble recovery. He recorded two passes defended, including his first NFL interception, against the L.A. Raiders (12/26). In a playoff loss to Dallas (1/16/94), he made a season-high five solo tackles. Teague was the second of two first-round draft choices (29th overall) by Green Bay in 1993.

COLLEGE: A second-team All-America selection by the Associated Press, United Press International and *College & Pro Football Newsweekly* as a senior for Alabama's 1992 national title team, he also earned first-team All-Southeastern Conference honors as he was a major factor in the Tide's top-ranked defense. In the national title clinching win over Miami (Fla.) in the Sugar Bowl, he intercepted two passes, including one which he returned for a touchdown. In a play that was called back in the same game, he chased down Hurricanes receiver Lamar Thomas from behind and stripped the ball from him. An All-SEC second-team selection as a junior, he led the conference with six interceptions and had career highs for total tackles (54) and passes broken up (11). Teague started at free safety as a junior after making the switch from cornerback, where he started as a sophomore. He was one of only two true freshmen to play for Alabama in 1989.

PERSONAL: George Theo Teague was a first-team, class 6A all-state selection as a defensive back at Jefferson Davis High School in Montgomery, AL, while earning academic all-state honors and winning three letters in track. At Alabama, he worked with the local YMCA and Boys & Girls Club, and while with the Packers, he established a foundation called 'Teague's League' to further benefit Children's Hospital of Wisconsin. Through his foundation, he took 40 kids (consisting of Special Olympians and needy children) to two 1995 games, where they sat in a special 'Teague's League' section. George has hosted the 'George Teague Celebrity Softball Challenge,' where he and other celebrities faced national recording artist Michael Bolton and his team in a softball game. All proceeds from the event went to Children's Hospital and the Michael Bolton Foundation. While in Dallas, Teague has served as a celebrity football coach for the Dallas Cowboys Let Us Play! Sports Camp for girls from various non-profit agencies. He has also served as a 1999 PSA spokesperson for the Wichita Falls Race For The Cure and UT Southwestern Medical Center Heart Disease Prevention Project. An accounting major, George and wife Consuela have one son, James Teague II (7/14/93), and a daughter, Jada Anissa (12/13/99).

TEAGUE'S NFL TOTALS

Year	Solo	Ass.	Tot.	Sacks	Tkl/Loss	QB Press.	Passes Def.	For. Fum.	Solo	Ass.	Tot.
1993 (G.B.)	30	6	36	0.0(0)	—	—	6	1	5	0	5
1994 (G.B.)	41	12	53	0.0(0)	—	—	13	1	0	0	0
1995 (G.B.)	53	19	72	0.0(0)	—	—	13	0	0	0	0
1996 (Dal.)	42	28	70	0.0(0)	1(-2)	0	7	0	5	1	6
1997 (Mia.)	24	19	43	0.0(0)	—	—	3	2	3	0	3
1998 (Dal.)	31	21	52	2.0(-24)	0(0)	0	6	0	4	5	9
1999 (Dal.)	44	58	102	0.0(0)	2(-5)	2	9	1	7	1	8
Totals	265	163	428	2.0(-24)	3(-7)	2	57	5	24	7	31


Year	Solo	Ass.	Tot.	Sacks	Tkl/Loss	QB Press.	Passes Def.	For. Fum.	Solo	Ass.	Tot.
1993 (G.B.)	9	0	9	0.0(0)	—	—	1	0	0	0	0
1994 (G.B.)	8	0	8	0.0(0)	—	—	0	0	0	0	0
1995 (G.B.)	17	4	21	0.0(0)	—	—	2	0	0	0	0
1996 (Dal.)	6	1	7	0.0(0)	1(-1)	0	1	2	0	0	0
1997 (Mia.)	0	3	3	0.0(0)	—	—	0	0	0	0	0
1998 (Dal.)	1	1	2	0.0(0)	0(0)	0	0	0	0	0	0
1999 (Dal.)	6	4	10	0.0(0)	0(0)	0	0	0	0	0	0
Totals	47	13	60	0.0(0)	1(-1)	0	4	2	0	0	0

Year	No.	Yds.	Avg.	Long	TD	Year	No.	Yds.	Avg.	Long	TD
1993 (G.B.)	1	22	22.0	22	0	1993 (G.B.)	2	0	0.0	0	0
1994 (G.B.)	3	33	11.0	16	0	1995 (G.B.)	1	4	4.0	4	0
1995 (G.B.)	2	100	50.0	74	0	1999 (Dal.)	1	0	0.0	0	0
1996 (Dal.)	4	47	11.8	22	0	Totals	4	4	1.0	4	0
1997 (Mia.)	2	25	12.5	23	0						
1999 (Dal.)	3	127	42.3	95t	2						
Totals	15	354	23.6	95t	2						

Year	No.	Yds.	Avg.	Long	TD	Year	No.	Yds.	Avg.	Long	TD
1993 (G.B.)	1	101	101.0	101t	1	1993 (G.B.)	2	0	0.0	0	0
1995 (G.B.)	1	30	30.0	30	0	1995 (G.B.)	1	4	4.0	4	0
1996 (Dal.)	1	29	29.0	29t	1	1999 (Dal.)	1	0	0.0	0	0
Totals	3	160	53.3	101t	2	Totals	4	4	1.0	4	0

Additional Statistics
Punt Returns 1993 (1 return, -1 yards).

Single-Game Bests
Tackles - 12 @ New Orleans, 12/16/95 (G.B.) and @ Washington, 12/22/96 (Dal.)
Playoffs - 11 @ Dallas, 1/14/96 (G.B.)
Interceptions - 2 vs. Minnesota, 9/4/94 (G.B.)
Playoffs - 1, three times last vs. Minnesota, 12/28/96 (Dal.)
Long Interception Return - 95t vs. Green Bay, 11/14/99 (Dal.)
Playoffs - 101t at Detroit, 1/8/94 (G.B.)



Robert Thomas

Fullback

6'1" ★ 252 ★ 12/1/74

Henderson State

FA for '98

NFL: 3rd Year ★ Cowboys: 3rd Year



GAMES/STARTS (regular season, playoffs): 1998 (16/0, 1/0), 1999 (16/7, 1/0). Total - 32/7, 2/0.

PRO: Robert Thomas has not only overcome making a name for himself as a rookie free agent with small school experience, but he has also survived a major career change, moving from linebacker to fullback. In two short years, he has gone from a reserve middle linebacker to the lead blocker for Emmitt Smith as the Cowboys starting fullback. Thomas became one of only two rookie free agents to earn a spot on the Cowboys roster in 1998. He provided Dallas with not only a solid special teams player, but also a reserve middle linebacker that could be counted on to produce in spot playing time. Thomas then spent the spring of 1999 playing linebacker in NFL Europe, but when he arrived in Wichita Falls for training camp, a glut of linebackers awaited him. With coaches hoping to find a roster spot for this hardworking player, Thomas was moved to fullback on Aug. 24 to back up Daryl Johnston. When Johnston went down with a neck injury the first week of the season, Thomas was thrust into the fire. Learning and improving each and every week at his new position until he was finally rewarded with the starting role on Oct. 27. With a year of seasoning at his new position, big things are expected of Thomas in 2000.

1999: Thomas spent the spring playing linebacker for the Rhein Fire in NFL Europe, finishing fourth on the team with 40 tackles while also recording a forced fumble and four special team tackles. Upon returning for training camp, Thomas was caught up in a numbers game at linebacker. Because the coaching staff was eager to find him a roster spot, Thomas was given a trial run at fullback over the final two weeks of the preseason. He passed the test and earned a spot on the final roster backing up Johnston as Smith's lead blocker. By season's end, he had posted eight carries for 35 yards and 10 receptions for 64 yards. Along the way, he also helped open holes that allowed Smith to rush for 1,397 yards and 11 touchdowns, his best numbers since 1995. Smith was also able to top the 100-yard rushing mark in nine games, the second highest total in club history. Thomas saw his first NFL action at fullback in the fourth quarter at Washington (9/12) and helped spring Chris Warren on a 23-yard run as the Cowboys climbed out of a 35-14 hole to win in overtime. Following the game, Johnston was diagnosed with a herniated disk in his neck and was done for the year. With Thomas just one week into his NFL career at fullback, the Cowboys immediately added veteran Tim Lester to the roster to take Johnston's spot in the starting lineup. Against Arizona (10/3), Thomas recorded his first career receptions with two grabs for 19 yards, including a season-long 13-yard catch. Both of his receptions came during the Cowboys' touchdown drive to open the third quarter when he was filling in for Lester (dehydration). Through all this, Thomas still remained a threat on special teams as well, tying for second on the team at the N.Y. Giants (10/18) with two special teams tackles. He provided a key block on Smith's one-yard touchdown run against Washington (10/24), and the following week, he was rewarded with the starting job when Lester was released. In his first NFL start, at Indianapolis (10/31), Thomas recorded a nine-yard reception. He added two receptions at Arizona (11/21), against Miami (11/25) and Philadelphia (12/12). Against the N.Y. Jets (12/19), he recorded his first career rushes, logging four carries for 22 yards – including a 10-yard burst. It was the first time a Dallas fullback had carried the ball all season and the most carries by a Dallas fullback since Johnston recorded five on Nov. 23, 1995 against Kansas City. In addition, his 22 yards rushing were the most by a Dallas fullback since Johnston picked up 23 at Atlanta on Oct. 29, 1995. Finally, his 10-yard run was the longest by a Dallas fullback since Johnston went 11-yards with a carry on Oct. 8, 1995 against Green Bay. Thomas added three more carries (for 12 yards), including a five-yard run on third and one in the third quarter to keep a Dallas touchdown drive alive, at New Orleans (12/24). In his first career postseason action, he recorded two receptions for 0 yards at Minnesota (1/9/00).

1998: After signing with Dallas on Feb. 24 and making the team as a rookie free agent, Thomas began to immediately show that he belonged in the NFL by finishing tied for fifth on the team with 10 special teams tackles. He saw his first NFL action in the season opener against Arizona (9/6) before leading the team with two special team tackles at Denver (9/13). He recorded two more special team tackles the next week at the N.Y. Giants (9/21), and he registered his first defensive tackle at Washington (10/4) while working in a four linebacker set against the Redskins "heavy" packages. Thomas had two stops and a pass defended in fourth quarter action at Philadelphia (11/2), and he recorded a third quarter tackle at Arizona (11/15) in Dallas' goal line defense. He tallied a special teams tackle against Minnesota (11/26) on Thanksgiving Day before suffering a concussion that knocked him out of the game. He returned to action at New Orleans (12/6), replacing middle linebacker Fred Strickland for a few first quarter plays after Strickland suf-



ferred a sprained knee. At Kansas City (12/13), Thomas totaled two tackles and a tackle for a three yard loss while relieving Strickland, who was still bothered by the sprained knee. Thomas also finished second on the team with two special teams tackles against the Chiefs. He totaled one special teams tackle against Arizona (1/2/99) in a wild card playoff game.

1997: Thomas went to training camp with the Calgary Stampede of the Canadian Football League and contributed two tackles in his only preseason action before being released.

COLLEGE: Thomas finished his four-year career at Henderson State as the school's all-time leading tackler with 388 tackles. As a senior, he registered 120 tackles, including a single-game team record 18 against Texas A&M, and earned All-America honors and an invitation to the Snow Bowl following the season. As a junior, he established a Henderson State single season record with 129 tackles and was named All-Gulf Conference Defensive Player of the Week three times and earned All-Gulf South honors. Thomas totaled 116 tackles as a sophomore in 1994 after recording 23 tackles in a reserve capacity as a freshman the previous year.

PERSONAL: Born Dec. 1, 1974, Thomas played prep football for Jacksonville, AR, High School.

THOMAS' COWBOYS TOTALS

Year	Rushing No.	Rushing Yds.	Avg.	Long	TD
1999	8	35	4.4	10	0


Additional Statistics

Tackles: 1998 (2-6-8).
Tackles for a loss: 1998 (1-3).
Forced Fumbles: 1998 (1).
Special Teams Tackles: 1998 (7-3-0), 1999 (4-4-8).
Total (11-7-18).

Year	No.	Receiving Yds.	Avg.	Long	TD
1999	10	64	6.4	13	0
Playoffs					
1999	2	0	0.0	5	0

Single Game Bests

Rush Yards - 22 vs. N.Y. Jets, 12/19/99
Rush Attempts - 4 vs. N.Y. Jets, 12/19/99
Long Rush - 10 vs. N.Y. Jets, 12/19/99
Receptions - 2 four times, last vs. Philadelphia, 12/12/99
Receiving Yards - 19 vs. Arizona, 10/3/99



Brandon Tolbert

Linebacker

6'3" ★ 230 ★ 4/6/75

Georgia
FA for '98

NFL: 3rd Year ★ Cowboys: 3rd Year



GAMES/STARTS (regular season, playoffs): 1998 (0/0), 1999 (IR). Total - 0/0.

PRO: A versatile second year player, Brandon Tolbert should provide the Cowboys with depth at linebacker, while hopefully making a contribution on special teams. He has displayed promise since being signed to the Cowboys practice squad on Nov. 24, 1998, but a season ending knee injury in the summer of 1999 interrupted his development. Tolbert has the size and speed that the Cowboys coaches are looking for at the strong side linebacker position, and, with a number of new roster additions at the linebacker position, he will be locked into serious competition for playing time as camp opens in 2000. A former pupil of Cowboys linebackers coach George Edwards at the University of Georgia, Tolbert was originally a strong safety for the Bulldogs. His experience in the secondary is helpful in pass coverage situations in the NFL. He was originally a seventh round draft choice (214th overall) of the Jacksonville Jaguars in 1998.


1999: Tolbert was enjoying a productive training camp when he suffered an unfortunate season ending knee injury. He tore the ACL in his right knee during practice on July 30 at the Cowboys camp in Wichita Falls. He underwent surgery on Aug. 17 to repair the knee and was placed on reserve/injured on Aug. 24.

1998: After being selected by Jacksonville in the seventh round (214th overall) of the NFL Draft, Tolbert reached an injury settlement with the Jaguars at the end of training camp and was released. He was then signed to the Atlanta Falcons practice squad but was released on Sept. 22. He signed onto the Dallas practice squad on Nov. 24 and was moved to the active roster on Dec. 7. He was deactivated for the final three regular season games and the wild card playoff game.

COLLEGE: Tolbert finished his Georgia career with 270 tackles, one fumble recovery, two interceptions and 6.5 sacks. He started the final 29 games of his career. As a senior team captain, he was third on the team with 67 tackles and had an interception in the Bulldogs' win over Wisconsin in the Outback Bowl. As a junior strongside linebacker, Tolbert finished second on the team with 116 tackles and earned second-team All-SEC honors. Along the way, he recorded a career-high 19 tackles against Kentucky and earned conference Player of the Week honors for his 18-tackle performance against Texas Tech. His 74 tackles as a sophomore placed him fourth on the team, despite missing two games due to injury. He played most of the season behind former Cowboys linebacker Randall Godfrey.



PERSONAL: Brandon Scott Tolbert was a three-year starter at strong safety at Villa Rica, GA, High School, earning all-state honors as a senior. He was voted the team's most valuable defensive back as a junior and senior by his teammates. He was also named Most Valuable Player of the 1992 Georgia North-South all-star game. A three-year starter in baseball, Tolbert was named all-county as an outfielder as a senior. He earned his degree in consumer economics in 1997.



Jason Tucker

Wide Receiver

6'1" ★ 182 ★ 6/24/76

Texas Christian

FA for '99

NFL: 2nd Year ★ Cowboys: 2nd Year



GAMES/STARTS (regular season, playoffs): 1999 (15/4, 1/1).

PRO: The Dallas Cowboys signed Jason Tucker on Jan. 7, 1999 with the long-shot expectation of him providing depth to the Cowboys receiving corps. After impressing coaches with his play in NFL Europe during the spring, Tucker became one of four 1999 NFL Europe veterans to make the active roster. As the 1999 season unfolded, Tucker quickly became a rags-to-riches story over the season, going from a game-day deactivation in the season opener to the NFC Special Teams Player of the Month for December. By the time the dust had settled on his first NFL season, Tucker had finished second in the NFL in kickoff return average and broken a number of club records. Now that everyone has seen the type of performance Tucker is capable of producing, he will be counted on even more to add big-play explosion on both offense and special teams.

1999: Tucker spent the spring of 1999 playing for the Rhein Fire of NFL Europe, where he finished second on the team with 26 receptions for 454 yards and three touchdowns. His 17.5 yards-per-catch average was the fourth highest average in the league. After sneaking onto the team in one of the club's final roster spots, Tucker began helping anywhere he could find work and everywhere his injured teammates were falling. Despite finishing his collegiate career with six career kickoff returns, Tucker took over that role at mid-season and went on to finish the season second in the NFL with a 27.9 yard average, the fifth best average in club history. He also tied for sixth on the team with 10 special teams tackles despite seeing limited playing time on the coverage units during the second half of the season as his wide receiver role expanded. Things started slowly for Tucker, who was a game-day deactivation in the season opener at Washington (9/12). He saw his first NFL action on both offense and special teams against Atlanta (9/20), recording one carry for eight yards on an end around. Against Arizona (10/3), he tied for the team lead with two special teams tackles. With Michael Irvin down with a neck injury in the first half at Philadelphia (10/10), Tucker stepped in and recorded his first career reception with a six-yard grab on third-and-five. Injury again landed Tucker on the field at the N.Y. Giants (10/18), where he recorded two catches for 25 yards after taking over for Wane McGarity (shoulder dislocation) in the three and four wide receiver sets. Tucker posed a double threat against Washington (10/24) when he led the team with three special teams tackles – helping limit Brian Mitchell to a 4.0 yard average on three punt returns and a 19.3 yard average on six kickoff returns – and hauled in a 52-yard pass from Troy Aikman on third-and-seven to help keep alive the Cowboys final scoring drive. With kickoff return man Kevin Mathis sidelined with a hamstring injury, Tucker found a new career at Indianapolis (10/31), finishing the day with four kickoff returns for 114 yards – including a 50-yarder on his second career return. With Dallas opening the game in a three-receiver set at Minnesota (11/8), he earned his first NFL start. Against Green Bay (11/14), Tucker provided an all-around contribution. He had one reception for 11 yards to convert a third down, recorded a special teams tackle and two kickoff returns for 39 yards against the Packers. In addition, he also saw his first duty as the team's punt returner and responded with two returns, including one of 41 yards. At Arizona (11/21), he had two punt returns for 11 yards and three kickoff returns for 54 yards before suffering a sprained great toe on his left foot. He bounced back four days later on Thanksgiving Day against Miami (11/25) to record two receptions for 35 yards (17.5 avg.). Both of his catches gave Dallas a first down, including one on third down. Tucker earned his second NFL start against Philadelphia (12/12), this time in place of Ernie Mills (quad), and responded with three receptions for 37 yards. Tucker's final breakthrough took place over the final two weeks of the regular season. Beginning at New Orleans (12/24), he recorded career-bests with seven receptions for 128 yards (18.3 avg.) and his first career touchdown. On special teams, he had six kickoff returns for a club record 203 yards, breaking the mark of 198 yards set by Herschel Walker on Oct. 20, 1996 against Atlanta. His total of 331 combined net yards also broke Kevin Williams' mark of 307 yards set at Arizona on Dec. 25, 1995. The 331 yards tied Detroit's Wally Triplett for the ninth most yards ever recorded in an NFL game. The very next week with a postseason berth on the line against the N.Y. Giants (1/2/00), he recorded his second consecutive 100-yard receiving game with 122 yards on four catches, including a career-best 90-yard touchdown catch-and-run – the third longest pass play in club history and tied for the longest pass play in the NFL in 1999. He also had two kickoff returns for 93 yards (46.5



avg.), including a 79-yard effort on the game's opening kickoff to set up a Dallas field goal. His work as a kickoff return man earned him NFC Special Teams Player of the Month honors for December, a month in which he averaged 32.1 yards on 12 kickoff returns. Seven of his 12 returns went for 30 yards or more. Tucker saw his first NFL postseason action at Minnesota (1/9/00) and finished second on the team with four receptions for 67 yards. Three of his catches went for a first down, including a 31-yard grab. In addition, he averaged 20.0 yards on three kickoff returns. On Feb. 9, Tucker underwent surgery to remove bone spurs from the big toe of both feet.

1998: Tucker was a sixth-round draft pick (167th overall) of the Cincinnati Bengals in the NFL Draft. After suffering a pulled left hamstring in training camp, the Bengals released him with an injury settlement on Aug. 19. He then signed onto Green Bay's practice squad on Oct. 28 and was waived on Dec. 16.

COLLEGE: Before missing his senior season at TCU due to suspension, Tucker caught 39 passes for 692 yards (17.7 avg.) and four touchdowns as a junior. He played in nine games as a sophomore, catching 31 passes for 433 yards and a touchdown. As a freshman, he caught eight passes for 72 yards while playing in every game.

PERSONAL: Tucker was a two-time all-state selection at Robinson, TX, High School. He closed his three-year career with 81 receptions for 1,771 yards and 25 touchdowns. Tucker was also one of Texas' top prep long jumpers while lettering in track, and he also lettered in baseball. He graduated from TCU in May, 2000 with a degree in psychology after taking his final courses in the spring. Tucker has also become active in the Dallas-Ft. Worth community, supporting the Ft. Worth Race For the Cure and the Dallas Cowboys NFL Flag Football Program.

TUCKER'S COWBOYS TOTALS

Rushing						Receiving						
Year	No.	Yds.	Avg.	Long	TD	Year	No.	Yds.	Avg.	Long	TD	
1999	1	8	8.0	8	0	1999	23	439	19.1	90	2	
						Playoffs						
						1999	4	67	16.8	31	0	
Punt Returns						Kickoff Returns						
Year	No.	FC	Yds.	Avg.	Long	TD	Year	No.	Yds.	Avg.	Long	TD
1999	4	2	52	13.0	41	0	1999	22	613	27.9	79	0
							Playoffs					
							1999	3	60	20.0	21	0

Single-Game Bests

Receptions - 7 at New Orleans, 12/24/99
 Receiving Yards - 128 at New Orleans, 12/24/99
 Long Reception - 90 at N.Y. Giants, 1/2/00
 Kickoff Returns - 6 at New Orleans, 12/24/99
 Kickoff Return Yards - 203 at New Orleans, 12/24/99
 Long Kickoff Return - 79 vs. N.Y. Giants, 1/2/00



Dimitrius Underwood

Defensive End

6'6" ★ 276 ★ 3/29/77

Michigan State

FA for '00

NFL: 1st Year ★ Cowboys: 1st Year



PRO: The Cowboys signed free agent Dimitrius Underwood on March 10 with the hopes that he can return to the level of play that earned him selection in the first round of the 1999 NFL Draft. In Dallas, he joins a stable of talented young defensive ends in Greg Ellis, Ebenezer Ekuban and Peppi Zellner. A gifted pass rusher, Underwood has an exceptional combination of size and speed (4.84 40-yard dash), as well as an extra gear when rushing the passer. In 23 collegiate starts, he recorded 13 sacks and 19.5 tackles for a loss.


1999: Underwood was originally a first round draft choice of the Minnesota Vikings (29th overall) in the 1999 NFL Draft. He was the first Michigan State player to be chosen in the first round since 1994 when linebacker Rob Fredrickson went to the L.A. Raiders as the 27th pick. Underwood signed with the Vikings on Aug. 1 but then left camp on Aug. 2 and was later released on Aug. 13. The Miami Dolphins claimed Underwood off waivers on Aug. 16, and he began working out with the team the final week of preseason. He saw action in the preseason finale at Green Bay (9/2) but suffered a dislocated left shoulder. He earned a spot on the club's active roster coming out of camp but was deactivated for the first two games of the season due to the shoulder injury. Following the Dolphins bye (9/26), Underwood was placed on the club's reserve/non-football injury list on Sept. 28. The Dolphins then released him on Dec. 17.

COLLEGE: Underwood missed his entire senior season at Michigan State with a sprained right ankle. In 23 collegiate starts over his sophomore and junior seasons, Underwood recorded



94 tackles, 13 sacks and 19.5 tackles for a loss. He was an honorable mention All-Big Ten selection and was presented the Spartans' Iron Man Award for his dedication in the weight room as a junior. He started all but one game at left defensive end and was second among defensive linemen with 57 tackles. He was also second on the team in tackles for a loss (12 for -66 yards) and sacks (eight for -56 yards). He also recovered a fumble and had two forced fumbles. In his best game of the season, he collected a season-high nine tackles, two sacks for 18 yards in losses, three tackles behind the line of scrimmage and a pass deflection against Indiana (10/11). He closed out the season with seven tackles, including a sack of quarterback Brock Huard, and forced two fumbles in the Aloha Bowl against Washington (12/25). As a sophomore, Underwood started every game at left defensive end and recorded 37 tackles along with five sacks (for -40 yards) and eight tackles for a loss. He had a pair of stops behind the line of scrimmage and returned a fumble 33 yards for a touchdown against Louisville (9/21). As a true freshman, Underwood appeared in 11 games, finishing with nine tackles, including three stops in the Independence Bowl against Louisiana State (12/29).

PERSONAL: Underwood earned honorable mention all-state and all-Cape Fear Region honors at E.E. Smith High School in Fayetteville, NC. As a senior, he recorded 87 tackles and 10 sacks. An outstanding wrestler, Underwood finished second in his weight class at the 1993 state meet. He has twins, a girl and a boy, Jada Ester and Dimitrius Paul (4/20/98).



Chris Warren

Running Back

6'2" ★ 227 ★ 1/24/68

Ferrum

FA for '98

NFL: 11th Year ★ Cowboys: 3rd Year



GAMES/STARTS (regular season, playoffs): 1990 (16/0-Sea), 1991 (16/1-Sea), 1992 (16/16-Sea), 1993 (14/14-Sea), 1994 (16/15-Sea), 1995 (16/16-Sea), 1996 (14/14-Sea), 1997 (15/13-Sea), 1998 (9/0, 0/0), 1999 (16/1, 1/0). Total - 148/90, 1/0 (Dallas 25/1, 1/0).

PRO: After spending the first eight years of his NFL career in Seattle, Chris Warren was released by the Seahawks following the 1997 season, and he signed with Dallas on April 13, 1998. Warren brought veteran experience, four 1,000-yard rushing seasons and three Pro Bowl appearances to Dallas. His role with the Cowboys has been to serve as a third down back and a complimentary runner to Emmitt Smith. His pass catching ability and his smooth running style make him the perfect fit in those capacities. He has been productive in his contributions since coming to Dallas, posting a 4.4 rushing average and 47 receptions for 290 yards. Warren left Seattle owning or sharing 23 Seahawks team records, including most rushing yards in a career, most rushing yards in a season, most 100-yard games (career and season) and most touchdowns in a season. He is currently ranked sixth in the NFL among active players with 7,400 career rushing yards, and he has posted 25 career 100-yard rushing games (24 with Seattle and one in Dallas). His versatility is evident in his pass catching ability as he has registered at least 34 receptions in five of his last six NFL seasons. In addition, he has also been a very capable kick returner when called upon to do so. He owns career averages of 8.6 yards-per-punt return and 20.7 yards-per-kickoff return. The Burke, VA, native has also recorded a 100-yard rushing game in four of his six career outings against the Washington Redskins - three with Seattle and one with Dallas.

1999: Warren was once again very productive in the role as the Cowboys third down back and the primary backup to Smith. He finished the season ranked third on the team with 34 receptions (for 224 yards). He was also the team's second leading rusher with 403 yards on 99 carries (4.1 yard average). While seeing the bulk of his action on third down situations, Warren picked up 14 first downs on third down in 1999 (eight rushing and six receiving). While spelling Smith on third downs and in the fourth quarter in the season opener in Washington (9/12), Warren rolled up 58 yards on eight carries, including a 23-yard burst, and finished the overtime win with a 7.3 yards-per-carry average. In the loss at the N.Y. Giants (10/18) he had a 21-yard grab among his three catches for 40 yards, all coming on third down and giving Dallas a first down. Two weeks later in the Cowboys 38-20 win over Washington (10/24), he had two receptions for 21 yards. He also picked up a first down running the ball on third down and finished the game with eight carries for eight yards. The next week at Indianapolis (10/31), he scored his first touchdown of the season with a four-yard run in the second quarter. In the Monday night loss at Minnesota (11/8), Warren took over for Smith midway through the second quarter when Smith fractured his right hand. Warren finished the day with seven carries for 52 yards, including a 24-yard run. He also added a season-long 24-yard reception. He drew his first starting assignment as a Cowboy - and his first start since the 1997 season finale against San Francisco (12/21/97) as a member of Seahawks - in the win over Green Bay (11/14). Subbing for the injured Smith, Warren responded by leading the team in rushing with 85 yards on 19 carries. His performance sparked a Dallas rushing effort that totaled 149 yards on the ground. In the win over Philadelphia (12/12), Warren took over in the



first quarter at running back after Smith strained his groin. He responded with season-highs of 25 carries for 92 yards and tied for the team lead with four receptions, including a season-long tying 24-yard catch. He also scored the 50th rushing touchdown of his career. In the playoff-clinching win over the Giants (1/2/00), he recorded a season-long 25-yard run to help set up a late first half field goal. He went on to finish the game with three carries for 28 yards and three receptions for 18 yards. The playoff loss at Minnesota (1/9/00) marked the first career postseason game for Warren. He recorded one carry for 12 yards and had a four-yard reception against the Vikings.

1998: When not hampered by nagging groin injuries, Warren was everything the Cowboys coaches expected as a quality third down back and a productive runner. Warren finished the season with the team's highest yards-per-carry average (4.9), while ranking second on the team in rushing yards (291) and rushing touchdowns (four). Warren initially suffered a left groin strain in a scrimmage with the Saints (8/11), and he re-aggravated the injury in the preseason finale at Jacksonville (8/27). That injury forced him out of the first three games, and he saw his first taste of action as a Cowboy in the loss to Oakland (9/27). He worked in the third down role that was created for him against the Raiders and caught two passes for 13 yards, including a 15-yard reception that converted a first down. Warren then exploded the following week at Washington (10/4), collecting 104 yards on 14 carries in relief of Smith, who had already registered 120 yards on 28 attempts. Warren became the first Dallas runner – other than Smith – to have a 100-yard game since Paul Palmer rushed for 110 yards at Washington on Nov. 5, 1989. Smith and Warren became the first pair of Dallas running backs to top the 100-yard barrier in one game since 1978 and just the third pair of Dallas runners to surpass the century mark in the same game. On the final Dallas scoring drive, Warren had 10 carries for 96 yards as the team marched 96 yards in 11 plays over a 6:02 span. He capped the drive with a six-yard touchdown run – his second scoring run of the game. The outing marked Warren's first 100-yard game since Dec. 8, 1996 against Buffalo when he had 116 yards. The following week in the win over Carolina (10/11), Warren took a shovel pass from Jason Garrett and went six yards for a touchdown to give Dallas a 17-14 win. Following a strained hip injury to Smith, Warren took over in the fourth quarter and had 11 carries for 27 yards against the Panthers. The next week at Chicago (10/18), he recorded his 200th career reception and had a game-long 17-yard run to set up a Dallas touchdown. In the Monday night win at Philadelphia (11/2), Warren picked up 21 yards on seven carries and added two receptions for 12 yards. In the 35-28 win at Arizona (11/15), Warren took over kickoff return duties for Kevin Mathis (out with fractured forearm) and had one return for 23 yards. It was his first kickoff return since the 1992 season. He also added seven carries for 25 yards and a six-yard reception on third down to give Dallas a first down. Warren enjoyed his second biggest rushing day of the season against his former team, the Seattle Seahawks (11/22). He collected 71 yards on 12 carries for a 5.9 yard average and scored a fourth quarter touchdown. The performance, however, proved costly as Warren strained his right groin late in the game. That injury forced him out of the next three games against Minnesota (11/26), at New Orleans (12/6) and at Kansas City (12/13). Warren returned to action against Philadelphia (12/20), but re-aggravated the right groin strain on his second carry of the game. The injury in the Eagles game ended his season – and also his opportunity to play in his first career playoff game against Arizona (1/2/99).

1997: Warren finished the year with 847 rushing yards on 200 carries to surpass Curt Warner (6,705) as the Seahawks all-time leading rusher with 6,706 career yards. He also registered a career-high 45 receptions for 257 yards. He opened the season with 64 yards on 15 carries against the N.Y. Jets (8/31), and two weeks later at Indianapolis (9/14), he rushed for 61 yards on nine attempts, including a 36-yard touchdown, and shared the team lead with six receptions for 45 yards. He averaged 6.6 yards-per-carry at Kansas City (9/28) on eight carries for 53 yards before missing the Tennessee (10/5) game with a hamstring injury. Warren returned the next week at St. Louis (10/19) and led the team with 13 carries for 37 yards and a touchdown. He led the team with 76 yards rushing against Oakland (10/26) while also picking up 29 receiving yards on three receptions. The next week at Denver (11/2), he again led the team with 55 rushing yards, while adding 28 yards on five catches. For the third straight week, he led the team in rushing with 59 yards and a touchdown at San Diego (11/9) while tying for the team lead with four receptions for 21 yards. The next week at New Orleans (11/16), he carried the ball a season-high 22 times for 87 yards while accounting for another 38 yards on a career-high seven receptions. He led the team with five catches for 38 yards against Kansas City (11/23) and added 32 yards on the ground. Against Atlanta (11/30), he led the team with 87 rushing yards on 15 carries (5.8 avg.), and he rushed for 70 yards and a touchdown on 19 carries to lead the team at Oakland (12/14). He closed out the year with a season-high 99 rushing yards on 17 carries against San Francisco (12/21), including a 10-yard run on the last play of the game to break Curt Warner's career team rushing record.

1996: Warren rushed for a team leading 855 yards and five touchdowns on 203 carries while adding 40 receptions for 273 yards in 14 games. Against Green Bay (9/29), he recorded 103 yards on 18 carries, including a 37-yard touchdown run. Three weeks later at Kansas City (10/17), he rushed for 81 yards on 14 carries, including a 50-yard touchdown, while catching six passes. He rushed for a season-high 146 yards and a touchdown on 19 carries (7.7 avg.), including his second 50-yard run of the season, against San Diego (10/27). Warren rushed 18 times for 88 yards and a touchdown against Oakland (11/24) before totaling 116 yards on 21 carries, including a 51-yard burst, against Buffalo (12/8). He did not play at Detroit (11/17) with a sprained right MCL and was inactive at Oakland (12/22) with bruised ribs.

1995: Warren earned Pro Bowl, first-team All-AFC and second-team All-NFL honors after fin-



ishing second in the AFC, fourth in the NFL, with 1,346 yards rushing. He became the 14th player in NFL history to rush for 1,000 yards in four consecutive seasons. He established Seahawk franchise records with eight 100-yard games, 16 total touchdowns and 15 rushing touchdowns. He added 35 receptions for 247 yards. He opened the season with 56 rushing yards against Kansas City (9/3) and at San Diego (9/10) before totaling 109 yards on 24 carries against Cincinnati (9/17). Against Denver (10/1), he rushed for 112 yards and three touchdowns on 18 carries and scored the game-winning touchdown on a 20-yard catch with 0:49 remaining. Against San Diego (10/22), he carried the ball 18 times for 112 yards before rushing for 127 yards on 23 carries at Arizona (10/29), including a career long 52-yard run. Two weeks later at Jacksonville (11/12), he rushed for 121 yards and a touchdown on 27 carries, and he recorded a season-high 136 yards and a touchdown on 29 carries at Washington (11/19). After recording 93 rushing yards on 27 attempts against Philadelphia (12/3), he gained 101 yards on 18 carries at Denver (12/10). Against Oakland (12/17), he totaled 105 yards and three touchdowns on 17 carries (6.2 avg.), becoming the first player in Seattle history to have two three rushing touchdown games in a season.

1994: Warren was the AFC's leading rusher with a team-record 1,545 yards on 333 carries to finish second in the NFL. He also finished second in the league in total yards from scrimmage (1,868) and average-per-carry (4.6) while accounting for 40.2% of the Seahawks offense. He earned his second trip to the Pro Bowl, where he totaled 127 yards on 14 carries. He opened the season with 100 yards and two touchdowns on 22 carries at Washington (9/4). He earned AFC Offensive Player of the Week honors after rushing for 126 yards and a touchdown against Pittsburgh (9/25). Two weeks later at Kansas City (10/23), he rushed for 117 yards, including a 41-yard burst. He averaged 6.8 yards-per-carry on 18 carries (122 yards) at Denver (11/13), and he became the first player in franchise history to have a rush, reception, punt return and kickoff return of at least 50 yards after a 51-yard reception. The next week against Tampa Bay (11/20), he totaled 116 rushing yards, and he established a career-high with 185 yards on 30 carries at Houston (12/11) despite playing with fractured ribs. He then totaled 122 yards on 24 carries against the Raiders (12/18).

1993: Warren earned his first Pro Bowl honor after registering 1,072 yards on 273 carries to finish third in the AFC despite missing the final two games of the season with an abdominal injury. Warren's running helped the Seahawks lead the AFC in rushing, averaging 125.9 yards-per-game. He earned AFC Offensive Player of the Week honors after rushing for 174 yards on a franchise record 36 carries at New England (9/19). He totaled 112 yards on 24 carries against Cleveland (11/14) before rushing for 95 yards on 19 carries against Denver (11/28). Warren rushed for a season-high 168 yards on 27 carries against Phoenix (12/19) before being inactive against Pittsburgh (12/26) and at Kansas City (1/2/94).

1992: Warren took over as the starting running back and proceeded to become only the second player in Seahawk history to rush for over 1,000 yards in a season, finishing fifth in the AFC with 1,017 yards and three touchdowns on 223 carries. He also set a team record with 1,927 all-purpose yards – 1,017 rushing, 134 receiving, 252 on punt returns and 524 on kickoff returns – while registering over 100 all-purpose yards in 11-of-16 games. He carried the ball 24 times for 122 yards at New England (9/20), and he totaled 103 yards on 19 carries against Washington (11/8). He rushed for a season-high 154 yards on 20 carries (7.7 avg.) against Kansas City (11/22), and he added 97 yards on 16 carries (6.1) at Denver (12/20).

1991: He saw action in 16 games as a reserve running back and kick returner. He finished third in the AFC in kickoff returns with a 22.6 average, and he finished fourth in punt returns with a 9.3 average, including a 59-yard touchdown. He made his first NFL start at Pittsburgh (10/20) and gained 13 yards on 11 carries.

1990: Warren played in 16 games during his rookie season as a reserve running back and kick returner after being selected in the fourth round (89th overall) of the NFL Draft by Seattle. He averaged 9.6 yards-per-punt return to rank third in the AFC and 20.8 yards-per-kickoff return to rank fourth in the AFC. He only carried the ball six times, totaling 11 yards and a touchdown.

COLLEGE: Warren is Ferrum's all-time leader with 4,583 all-purpose yards, including 3,121 rushing yards, and he totaled 12 career 100-yard rushing games. He earned All-Eastern Collegiate Athletic Conference honors after rushing for 1,265 yards and 15 touchdowns on 163 carries as a senior while leading the nation by averaging 23.4 yards on 18 punt returns. He also scored eight total touchdowns of over 50 yards. He set a school record with 1,443 yards and 17 touchdowns on 166 carries as a junior to earn All-America honors. He set a school record with 235 rushing yards, including an 85-yard score, against Rhodes. He started his collegiate career at Virginia as a defensive back in 1985, finishing second in voting for ACC Rookie of the Year. He switched to running back the following spring and rushed for 380 yards and averaged 131.5 all-purpose yards-per-game as a sophomore in 1986.

PERSONAL: The physical education major lettered in football, basketball, baseball and track at Robinson High School in Burke, VA. He finished third in the 1994 "NFL Run to Daylight Challenge." He has two daughters, Ariana and Kayla, and a son, Christopher Collins III.



WARREN'S NFL TOTALS

Year	Rushing				
	No.	Yds.	Avg.	Long	TD
1990 (Sea.)	6	11	1.8	4	1
1991 (Sea.)	11	13	1.2	7	0
1992 (Sea.)	223	1,017	4.6	52	3
1993 (Sea.)	273	1,072	3.9	45t	7
1994 (Sea.)	333	1,545	4.6	41	9
1995 (Sea.)	310	1,346	4.3	52	15
1996 (Sea.)	203	855	4.2	51	5
1997 (Sea.)	200	847	4.2	36t	4
1998	59	291	4.9	49	4
1999	99	403	4.1	25	2
Totals	1,717	7,400	4.3	52	50

Playoffs					
1999	1	12	12.0	12	0

Year	Punt Returns					
	No.	FC	Yds.	Avg.	Long	TD
1990 (Sea.)	28	16	269	9.6	39	0
1991 (Sea.)	32	19	238	9.3	59t	1
1992 (Sea.)	34	25	252	7.4	16	0
1998	2	1	11	5.5	6	0
Totals	96	61	830	8.6	59t	1

WARREN'S 100-YARD GAMES

Date	Opponent	Att	Yds	Avg	LG	TD
12/11/94	@ Houston	30	185	6.2	33	1
9/19/93	@ New England	36	174	4.8	17	1
12/19/93	Phoenix (OT)	27	168	6.2	45	1
11/22/92	Kansas City	20	154	7.7	35	1
10/27/96	San Diego	19	146	7.7	50	1
11/19/95	@ Washington	23	136	5.9	14	1
10/23/95	@ Arizona	23	127	5.5	52	0
9/25/94	Pittsburgh	26	126	4.8	28	1
9/20/92	@ New England	24	122	5.1	24	1
11/13/94	@ Denver	18	122	6.8	23	1
12/18/94	L.A. Raiders	24	122	5.1	33	1
11/12/95	@ Jacksonville	27	121	4.5	29	1
10/23/94	@ Kansas City	19	117	6.2	41	0
11/20/94	Tampa Bay	16	116	7.3	31	0
12/08/96	Buffalo	21	116	5.5	51	0
10/01/95	Denver	24	115	4.8	18	3
11/14/93	Cleveland	24	112	4.7	20	0
10/22/95	San Diego	18	112	6.2	17	2
9/17/95	Cincinnati	24	109	4.5	30	1
12/17/95	Oakland	17	105	6.2	35	3
10/4/98	@ Washington	14	104	7.4	49	2
11/08/92	Washington	19	103	5.4	36	0
9/29/96	Green Bay	18	103	5.7	37t	1
12/10/95	@ Denver	18	101	5.6	24	1
9/4/94	@ Washington	22	100	4.5	13	2

By Year: 1992 - 3; 1993 - 3; 1994 - 7; 1995 - 8; 1996 - 3; 1998 - 1
Career: 25

Year	No.	Receiving			TD
		Yds.	Avg.	Long	
1990 (Sea.)	0	0	0.0	0	0
1991 (Sea.)	2	9	4.5	12	0
1992 (Sea.)	16	134	8.4	33	0
1993 (Sea.)	15	99	6.6	21	0
1994 (Sea.)	41	323	7.9	51	2
1995 (Sea.)	35	247	7.1	33	1
1996 (Sea.)	40	273	6.8	33	0
1997 (Sea.)	45	257	5.7	20	0
1998	13	66	5.1	15	1
1999	34	224	6.6	24	0
Totals	241	1,632	6.8	51	4

Playoffs					
1999	1	4	4.0	4	0

Kickoff Returns					
Year	No.	Yds.	Avg.	Long	TD
1990 (Sea.).....	23	478	20.8	71	0
1991 (Sea.).....	35	792	22.6	55	0
1992 (Sea.).....	28	524	18.7	34	0
1998	5	90	18.0	23	0
Totals	91	1,884	20.7	71	0

Additional Statistics

Special Teams Tackles: 1990 (Sea.) (8-1-9),

1991 (Sea.) (10-2-12).

Forced Fumbles: 1990 (Sea. - 2), 1991 (Sea. - 1).

Fumble Recovery: 1991 (Sea. - 1).

Single-Game Bests

Rush Yards - 185 @ Houston, 12/11/94

Rush Attempts - 36 at New England, 9/19/93

Long Rush - 52 at San Diego, 10/4/92 and

at Arizona, 10/29/95

TDs Rushing - 3 vs. Denver, 10/1/95 and

vs. Oakland, 12/17/95

Long TD - 50 at Kansas City, 10/17/96

Receptions - 7 at New Orleans, 11/16/97

Yards Receiving - 78 at Denver, 11/13/94

Long Reception - 51 at Denver, 11/13/94

Long Kickoff Return - 71 at Denver, 9/23/90

Long Punt Return - 59 vs. Indianapolis, 9/29/91



Charlie Williams

Safety

6'0" ★ 204 ★ 2/2/72

Bowling Green

D-3 for '95 (92nd overall)

NFL: 6th Year ★ Cowboys: 6th Year

25

GAMES/STARTS (regular season, playoffs): 1995 (16/0, 3/0), 1996 (7/0, 2/0), 1997 (16/0), 1998 (15/3, 1/0), 1999 (16/8, 1/1). Total - 70/11, 7/1.

PRO: Having been a "jack-of-all-trades" player in college, Charlie Williams came to the Cowboys having never settled in at one particular position. After five years with the team, he has found a home in the Cowboys secondary and on special teams. Dallas coaches like his athleticism and quickness, which has shown through in his play in "45" and nickel packages, as well as in his special teams play. His development has enabled him to become a capable starter at corner when asked to fill in for injured teammates. He is a valuable utility player in the secondary with the ability to cover slot receivers in the nickel package or move out to the corner when necessary. Prior to 1999, Williams had established himself as one of the NFL's better special teams players, but his expanded role in the secondary last year limited his time on special teams. Working as the forcer on punt coverage while also covering kickoffs, he registered a special teams tackle in 40-of-60 career games between 1995 and 1998 (including playoffs). In 1999, while working mostly in the secondary, he established new career-highs for tackles (64) and passes defended (11).



1999: In the most productive year of his professional career, Williams had more tackles (64) than he tallied in his four previous seasons combined (45). He led the team in passes defended with 11, and he was the top tackler among defensive players who did not start in the standard package (ranked seventh overall on the team tackle chart). He drew his first starting assignment of the year (fourth career start) in the season opener at Washington (9/12) for the injured Deion Sanders and recorded six tackles. He started the following week in a Monday night win over Atlanta (9/20) and registered five tackles and a deflected pass. Two weeks later in the Cowboys 35-7 win over Arizona (10/3), Williams finished the day ranked second on the team in tackles with six after taking over at left cornerback for Kevin Mathis, who suffered a sprained left knee on the game's third play. In the Cowboys 38-20 win over Washington (10/24), he led the team with two passes broken up while helping limit the NFL's top ranked offense to 272 total yards, including just 211 passing yards. The following week at Indianapolis (10/31), he recorded five tackles in nickel packages and while filling in for Sanders in the first quarter. He also tied for the team lead with three special teams stops against the Colts. In the Monday night loss at Minnesota (11/8), Williams recovered a fumbled kickoff at the Vikings 24-yard line to set up Dallas' second touchdown. He also added four tackles and two passes defended while taking over for Kevin Smith (bruised knee) at cornerback in the fourth quarter. In the 13-9 loss at Arizona (11/21), he tied for third on the team with five tackles and broke up one pass as the Cardinals were limited to 207 yards. He also saw action at left cornerback after Smith suffered a strained hamstring in the first quarter. He started the Thanksgiving Day win over Miami (11/25) in place of Smith (strained hamstring) and recorded five tackles as the Dallas defense shut out Miami and limited the Dolphins to 204 net yards passing while picking off five passes. While starting at left cornerback in place of the injured Smith at New England (12/5), Williams tied for second among Dallas defensive backs with seven tackles. He also helped limit Drew Bledsoe to just 176 yards passing. In the following week's win over Philadelphia (12/12), he took over at right corner after Mathis sprained his knee. Williams responded with three tackles and broke up a pass as the Eagles were limited to 143 net yards passing. In the playoff clinching win over the N.Y. Giants (1/2/00), Williams earned his eighth start of the season and led the team with a season-high eight tackles in helping to limit the Giants starting wide receivers, Amani Toomer and Ike Hilliard, to seven receptions for 72 yards on the day. The following week in his first career postseason start at Minnesota (1/9/00), Williams led the team with two passes defended.

1998: Williams finished the season fourth on the team with 14 special team tackles while closing with 25 defensive tackles, five more than the three previous years combined. After fracturing his right thumb in a preseason game at St. Louis (8/22) and undergoing surgery on Aug. 24, he missed the season opener against Arizona (9/6). He returned to the line-up the next week at Denver (9/13). He tallied his first two special teams tackles of the season while also breaking up a pass at the N.Y. Giants (9/21). He led the team with two special team tackles at Washington (10/4) and with three special team tackles against Carolina (10/11) before recording two more special teams stops at Philadelphia (11/2). Against the Giants (11/8), Williams totaled two special team tackles while helping limit the Giants to one punt return for two yards and five kickoff returns for 78 yards. After Deion Sanders sprained a toe at Arizona (11/15), Williams took over at cornerback and recorded two tackles and a pass defended. He again took over for Sanders in the second quarter against Seattle (11/22) and registered a tackle and a pass broken up. He earned his first NFL start in place of Sanders against Minnesota (11/26) on Thanksgiving Day and finished with six tackles and a deflected pass. He started again at New Orleans (12/6) and recorded a career-high nine tackles. He made his third straight start at Kansas City (12/13), breaking up two passes. Williams totaled two special team tackles, a defensive tackle and a pass defended against Philadelphia (12/20) before recording two tackles against Arizona (1/2/99) in the playoffs.

1997: Williams excelled on the Cowboys special teams units while moving into the strong safety spot in the Cowboys "45" defense and into the slot in Dallas' nickel defense. He led the team with 26 special teams tackles, which placed him seventh in the NFL, and he recorded a special teams tackle in 14-of-16 games. In the season opener at Pittsburgh (8/31), he registered a tackle and a quarterback pressure while adding two special teams tackles. He tallied two special teams tackles against Philadelphia (9/15) while helping hold the Eagles to a 16.6 yard average on seven kickoff returns. Williams led the team with two special teams tackles against Chicago (9/28) while recording his first NFL sack, and he totaled two tackles, a pass defended and three special teams tackles against Jacksonville (10/19). At Philadelphia (10/26), he led the team with three special team tackles and forced a fumble on a kickoff return while tallying two tackles and a pressure in the nickel defense. He logged his second sack of the season and tallied three special team tackles against Arizona (11/9) before logging two more special teams tackles on Thanksgiving Day against Tennessee (11/27). Williams broke up a key third down pass late in the game against Carolina (12/8) before closing the season with two special team tackles, a defensive tackle and a pass defended at Cincinnati (12/14).

1996: Williams spent the first 10 weeks of the season on the Physically Unable to Perform list after undergoing surgery on May 31 to repair the anterior cruciate ligament and lateral collateral ligament in his left knee torn during an off-season workout. Williams was activated Nov. 8 and saw his first action at San Francisco (11/10). He registered a special teams tackle against Green Bay (11/18) and moved into the outside linebacker spot in Dallas' nickel package. He registered his first career kickoff return at the N.Y. Giants (11/24), picking up 21 yards. Against Washington (11/28), he tallied two special team stops and two defensive tackles. He recorded a special teams tackle at Arizona (12/8) and forced a fumble on the opening kickoff, which the Cardinals recov-



ered. In extensive playing time at Washington (12/22), Williams recorded five tackles, a pass defended and a special teams tackle. Williams led the team with three special team stops in a wild card playoff game against Minnesota (12/28) while recording his first career postseason tackle on defense. He tallied two tackles at Carolina (1/5/97) in a NFC Divisional Playoff Game.

1995: Williams finished fourth on the team with 18 special teams tackles. He recorded his first two special team tackles at the N.Y. Giants (9/4), and he tied for the team lead with two special team stops at Washington (10/1). Williams recorded his first career defensive tackle in fourth quarter action at safety in the regular season finale at Arizona (12/25). He finished second on the team with three special team tackles against Green Bay in the NFC Championship Game (1/14/96), and he tied for fourth on the team with four postseason special teams tackles. Williams was the first player ever drafted by Dallas from Bowling Green.

COLLEGE: Williams was a special teams standout at Bowling Green, blocking eight kicks during his collegiate career. While lining up at split end, nickel back and as the top coverage defender on special teams as a senior, Williams contributed five catches for 62 yards on offense, 31 tackles, two defended passes and an interception on defense and blocked a kick on special teams. As a junior, Williams was a reserve split end and played as a nickel defensive back the last two games of the season, making 12 stops. He also contributed four blocked kicks. As a sophomore, Williams performed mostly on special teams and blocked three kicks.


PERSONAL: Williams was an all-city and all-public school league selection as a junior and senior at Henry Ford High School in Detroit, MI. He made 25 career touchdown catches and 12 career interceptions for Henry Ford. In one game as a junior, he caught eight passes, scored three touchdowns and intercepted two passes. Williams graduated from Bowling Green with a sociology degree. Williams regularly contributes time to the community, most recently attending the Make-a-Wish Foundation Wish Flight 2000 send-off party.

C. WILLIAMS' COWBOYS TOTALS

Year	Tackles			Sacks	Tk/Loss	QB Press.	Passes		For. Fum.	Special Teams		
	Solo	Ass.	Tot.				Def.			Solo	Ass.	Tot.
1995	0	1	1	0.0 (0)	0	0	0	0	0	9	9	18
1996	3	5	8	0.0 (0)	0	0	1	1	5	0	0	5
1997	6	5	11	2.0 (-11)	0	3	5	1	16	10	0	26
1998	17	8	25	0.0 (0)	0	0	7	0	8	6	0	14
1999	46	18	64	0.0 (0)	0	0	11	1	3	3	0	6
Totals	72	37	109	2.0 (-11)	0	3	24	3	41	28	0	71
Playoffs												
1995	0	0	0	0.0 (0)	0	0	0	0	2	2	0	4
1996	2	1	3	0.0 (0)	0	0	0	0	2	1	0	3
1998	2	0	2	0.0 (0)	0	0	0	0	0	0	0	0
1999	0	0	0	0.0 (0)	0	0	2	0	0	0	0	0
Totals	4	1	5	0.0 (0)	0	0	2	0	4	3	0	7

Year	Kickoff Returns				TD
	No.	Yds.	Avg.	Long	
1996	2	21	10.5	21	0
Opponent's Fumble Recoveries					
Year	No.	Yds.	Avg.	Long	TD
1999	1	0	0.0	0	0

Single-Game Bests
 Tackles - 9 @ New Orleans, 12/6/98
 Solo Tackles - 7 @ New Orleans, 12/6/98
 Passes Defended - 2 three times, last @ Minnesota, 11/8/99



Erik Williams

Tackle

6'6" ★ 311 ★ 9/7/68

Central State, Ohio

D-3c for '91 (70th overall)

NFL: 10th Year ★ Cowboys: 10th Year



GAMES/STARTS (regular season, playoffs): 1991 (11/3, 2/0), 1992 (16/16, 3/3), 1993 (16/16, 3/3), 1994 (7/7), 1995 (15/15, 3/3), 1996 (16/16, 2/2), 1997 (15/15), 1998 (14/14, 1/1). Total - 110/102, 14/12.

PRO: Considered throughout the National Football League as one of the game's top offensive tackles, Erik Williams has been selected to represent the NFC in the Pro Bowl four times in his nine year NFL career (1993, 1996, 1997 and 1999). He would have been a very likely candidate for Pro Bowl honors in 1994 and 1995, but during most of that time he was on the road to recovery from a knee injury suffered in an October, 1994 car accident. Prior to the injury, Williams was regarded as the NFL's top offensive tackle, and following a very trying, 10-month rehabilitation program, he returned to the field in September of 1995. During the Super Bowl season of 1995, Williams turned in a courageous performance on a knee that was still in the recovery process. With continued hard work and persistence over the course of the next two seasons, Williams regained his form, and he has returned to the Pro Bowl in three of the last four seasons, becoming the only right tackle to be



selected to the Pro Bowl between the 1994 and 1997 seasons. In 1996, the ongoing battle to return to the top saw Williams earn All-Pro honors from Associated Press and a starting tackle spot for the NFC in the Pro Bowl. Although he is back on the track to playing at the highest level, Williams has displayed no signs of slowing down his off-season work ritual of hard work and training. In his previous nine seasons, Williams evolved into one of the top offensive linemen in the NFL because of his obvious combination of size, strength and speed. The characteristic that most visibly distinguishes him, however, is his fierce competitive nature and aggressiveness on game days. One of the biggest of Dallas' big men in the offensive front at 6-6, 311 pounds, he has been a cornerstone on an offensive line that has been one of the most successful in the history of the NFL. In the spring of 1999, he was named to *Football Digest's* All Decade Team as a starting tackle along with Gary Zimmerman. Williams was selected in the third round of the 1991 NFL Draft — after five other offensive tackles had already been taken (including three in the first 12 overall picks). Over the last nine seasons, Williams has been part of a line that has posted the six lowest sacks allowed totals in club history (18 allowed in 1995, 19 in 1996 and 1998, 20 in 1994, 23 in 1992 and 24 in 1999). Williams has also been a key player on an offensive line that has allowed just 139 sacks over the past six seasons (1994-99), a figure that is the fewest in the NFL.

1999: Williams returned to the Pro Bowl after a one year absence, marking his fourth career trip to Hawaii. He also earned All-Pro honors from the *Football News*. Williams was a key cog in a Dallas offensive line that allowed just 24 sacks in 531 pass plays (one for every 22.1 pass plays), the second fewest sacks allowed in the NFL for 1999. In addition, the Dallas line allowed one or fewer sacks in nine games during the regular season, including five of the final six games. The Cowboys did not allow a sack in the final 94 regular season pass attempts and just two in the last 147 regular season pass plays. Williams was also a key part of the Dallas running attack that helped Emmitt Smith to his highest single-season rushing total (1,397) since 1995, while enabling the Pro Bowl running back to collect more 100-yard rushing games (nine) than in any other season in his career other than 1995. The Cowboys finished the season ranked sixth in the NFL in rushing offense with an average of 128.2 yards-per-game. In the season opening win at Washington (9/12), Williams helped lead the way for a Dallas offense that gained 541 total yards (186 rushing, 355 passing), the highest offensive output by Dallas since Sept. 15, 1985 when the team gained 554 yards against Detroit. In addition, Troy Aikman was sacked just one time in 50 pass plays in the overtime win over the Redskins. Williams sustained a strained right quad during pregame warm-ups prior to the Monday night win over Atlanta (9/20) and was not able to play. He was active for the win over Arizona (10/3), but he did not play as the result of the quad injury. In the Monday night loss at Minnesota (11/8), the offensive line's blocking helped lead Smith to 140 yards rushing in the first half as the Dallas offense rolled up 205 rushing yards for the game. In the win over Green Bay (11/14), Williams and Co. provided run blocking that helped spring Dallas' ground game to 149 yards on 34 carries (4.4 yards-per-attempt) despite Smith missing the entire game with an injury. In the Thanksgiving Day win over Miami (11/25), the Cowboys offensive line permitted just one sack in 30 passing plays and helped lead Smith to 103 yards rushing against what was the NFL's sixth ranked defense going into the game. The offensive line helped Aikman pass for 242 yards against Philadelphia (12/12), while allowing just one sack in 41 passing plays. Williams also helped Chris Warren to a 92-yard rushing day after Smith was injured in the first quarter. In the season finale's playoff clinching win over the N.Y. Giants (1/2/00), the Dallas offensive line did not allow a sack for the second straight game, and Smith recorded his ninth 100-yard rushing game of the season. During that contest, Williams limited Pro Bowl defensive end Michael Strahan to one tackle.

1998: In starting 15 games at right tackle, Williams was a key factor in an offensive line that allowed just 19 sacks for 110 yards in 493 pass plays. Dallas led the NFL in fewest sacks allowed and ranked second in the league in yards lost due to sacks. The Cowboys line also helped the team finish the season ranked eighth in the NFL in rushing (125.9 yards-per-game), while Smith racked up his highest total of 100 yard games (seven) since the 1995 season. In the win at Washington (10/4), Williams helped pave the way for two Dallas runners to top the 100-yard rushing barrier for just the third time in club history. Smith finished with 120 yards against the Redskins, while Warren tacked on another 104. In the following week's win over Carolina (10/11), Williams helped Dallas roll up 428 yards of total offense (151 rushing and 277 passing), while the line allowed just two sacks in 24 pass plays. In the Monday night win at Philadelphia (11/2), Williams suffered a sprained left foot in the first quarter but played the entire game. That injury forced him to miss the following week's game against the N.Y. Giants (11/8) at Texas Stadium. In the 35-28 win at Arizona (11/15), Williams suffered a sprained left knee in the first quarter and left the game to be fitted with a knee brace. He returned late in the second quarter and was part of a line that allowed no sacks to the Cardinals defense while Smith ran for 118 yards and three touchdowns. In the win over Seattle (11/22), he was part of a line that allowed just one sack (on an Aikman fumble) and the team ran for 173 yards on the day. In that game, he aggravated his left knee but stayed in the game. Despite the nagging sprained left knee injury, Williams started the following week against Minnesota on Thanksgiving Day (11/26), and the Dallas line helped set a new club record for pass attempts in a game without a sack (57). The Cowboys front five also led the way for Emmitt Smith to run for three touchdowns to tie Marcus Allen's NFL record of 123 career rushing scores. In the season finale against Washington (12/27), Williams helped Smith rush for two more touchdowns to break the NFL career rushing touchdown mark.

1997: Although Williams played with a variety of nagging injuries throughout the season, he was able to earn his third career selection to the Pro Bowl. He started his sixth season at right tackle in the opener at Pittsburgh (8/31) and helped Dallas gain 380 total yards and 295 yards passing



while not allowing a sack. Williams earned a game ball in the Cowboys thrilling come-from-behind win against Jacksonville (10/19). His injury problems started with a sprained right ankle against Arizona (11/9), and he missed three plays while getting re-taped. The following week against Washington (11/16), he missed the entire game with that sprained right ankle – marking the first time he had missed a game since Sept. 24, 1995 against Arizona. Williams returned to the line-up at Green Bay (11/23), but he then suffered strained ribs on his left side in the fourth quarter against Carolina (12/8), which forced him to miss the remainder of the game.

1996: Williams was a cornerstone on an offensive line that led the NFL in allowing the fewest number of sacks with 19, one shy of the club record set in 1995. The Dallas offensive line permitted no sacks in four games, while surrendering just one sack in five others. In a win at Miami (10/27), Aikman was sacked just once while completing a season-high 33-of-41 (80.5%) passes for 363 yards and three touchdowns. For the second time in his career, Williams earned the starting nod for the NFC in the Pro Bowl, and he was an All-Pro selection by the Associated Press. In 1996, as in each of Williams' first five seasons as the starting right tackle, Smith ran for over 1,200 yards, and four times, Smith topped the 100-yard rushing barrier in a game. That included a season-high 155 yards and three touchdowns on the ground against Washington (11/28). In the NFC Wild Card Game, Williams and the Cowboys offensive line led the way to 255 yards rushing in the win over Minnesota (12/28), marking the second best postseason total in club history.

1995: The 1995 season was a personal triumph for Williams as he rebounded from a season ending knee injury suffered in mid-1994 to start 18-of-19 games in Dallas' drive to the Super Bowl XXX title. After missing most of training camp and the preseason – Williams began practices with the team on Aug. 14 – his offseason rehabilitation paid off in the 1995 season opener at the N.Y. Giants (9/4) when he returned to the starting lineup at right tackle. In that game, Williams helped lead the way as the Dallas offense rolled to 459 yards, including 230 rushing yards. It wasn't until the third game of the season that the Dallas front five allowed a sack, and six times in 1995, Williams and the rest of the line held an opponent sackless. For the season, Dallas finished second in the NFL in fewest sacks allowed with 18, breaking the club record of 20 set in 1994. In addition, quarterback Troy Aikman was healthy and able to start every game for just the second time in his career behind this protection, helping Williams earn All-Pro honors from *The Sporting News* and *USA Today*. Williams suffered a strained left calf late in the overtime win at Minnesota (9/17), an injury that kept him out of the lineup against Arizona (9/24). He returned to the field at Washington (10/1) and the following week against Green Bay (10/8) faced Reggie White on every offensive play, limiting him to five tackles and one sack as the Cowboys rolled up 448 total yards. In the regular-season finale at Arizona (12/25), Williams' work with the line enabled Dallas to roll up 474 yards of total offense, the most yardage by a Dallas team since Sept. 15, 1985. Williams was a major contributor to an offensive line that was generally considered the best in the NFL. That unit paved the way for Smith to earn his fourth NFL rushing title in five years with a club record 1,773 yards, collect a club record 11 100-yard rushing games and set a NFL record for rushing touchdowns in a season with 25. The Dallas offensive line was also instrumental in helping the Cowboys to top NFL rankings in the following categories: first downs (first in the NFL with 22.8-per-game), yards-per-play (second, 5.8) and scoring (third, 27.2 points-per-game). With the Cowboys' 27-17 win over Pittsburgh in Super Bowl XXX (1/28/96), Williams distinguished himself as one of 21 Dallas players who served on the active roster of all three of the team's Super Bowl Champions in the 1990's. For all Williams' hard work in returning to the playing field, his teammates selected him as the team's recipient of the Ed Block Courage Award for 1995.

1994: An automobile accident in the early morning of Oct. 24 cut Williams' season short when he suffered a torn medial collateral ligament, posterior cruciate ligament and popliteal muscle in his right knee. On Oct. 31, he underwent surgery to repair his knee and missed the final half of the season. Before the injury, Williams received a game ball for his blocking in Dallas' season opening win at Pittsburgh (9/4). Against the Steelers, the Cowboys amassed 442 yards of total offense, the most by Dallas since Nov. 12, 1989 at Phoenix. In the Cowboys 24-13 win over Philadelphia (10/16), Williams received a game ball after dominating William Fuller, allowing Smith to rush for 106 yards and Aikman to throw two touchdown passes. When the accident forced him out of the lineup for the Cowboys visit to Cincinnati (10/30) and the remainder of the season, it marked Williams' first missed start in 44 straight games, including playoffs. During the first half of the season, Williams helped set the tone for a Dallas offensive line that would go on to establish a then team record by allowing just 20 sacks – for losses totaling just 93 yards. Dallas led the NFL in allowing the fewest yards in quarterback sacks (93) and was fourth in fewest sacks allowed (20). Smith finished the year third in the NFL rushing race with 1,484 yards, and the Cowboys were fifth in the NFL in rushing yards-per-game, averaging 122.1 yards.

1993: One of three Pro Bowlers produced by the Dallas offensive line and a consensus All-Pro, Williams was a key figure in clearing the way for Smith's third straight rushing title. Williams earned a game ball for his blocking at Philadelphia (10/31) when Smith rushed for a NFL season-high and club-record 237 yards. Over the last month of the regular season, behind the blocking of Williams and the offensive line, Smith picked up 688 yards in five straight Cowboy wins. Despite suffering a dislocated finger at Minnesota (12/12), Williams played a majority of the game at right tackle, earning a game ball after helping limit the Vikings' defense – ranked second in the NFL going into the game – to no sacks while racking up 356 yards and 37 points. The Cowboys had the NFL's second ranked rushing offense, averaging 135.1 yards-per-game. In addition to dominant run blocking, the offensive line gave up the lowest number of sacks in the NFC (29). In the postseason, Williams and Co. helped roll up 366 yards of offense-per-game, including 119 yards rushing.




1992: Williams moved into the starting lineup at right tackle during the 1992 training camp, when the Cowboys moved Nate Newton to left guard. Although only one year removed from tiny Central State University in Wilberforce, OH, Williams started every game, including the playoffs. He opened the season by limiting Washington All-Pro defensive end Charles Mann to three tackles and no sacks in a 23-10 victory over the Redskins (9/7), and he earned a game ball for his performance in the Cowboys 34-28 victory over the N.Y. Giants (9/13). Williams earned NFC Offensive Player of the Week honors when he held Reggie White to three tackles and no sacks in the Cowboys' 20-10 win over Philadelphia (11/1). Since the NFL began the awards in 1985, only two other offensive linemen had been honored: Brad Benson, N.Y. Giants, 1986 and Jim Lachey, Washington Redskins, 1991. Williams also helped spring Smith for 163 yards rushing in the game, the first 100-yard rusher against the Eagles in 53 games, a streak that dated back to Sept. 17, 1989. His blocking skills helped the Cowboys rank fourth in the league in total offense, fifth in rushing and fifth in passing. He also helped lead Smith to his second consecutive NFL rushing title and ten 100 yard rushing days, earning himself and Smith All-Pro honors from *Sports Illustrated*.

1991: As a rookie, Williams earned his first significant playing time against Green Bay (10/6), replacing the injured Newton for most of the fourth quarter at right tackle. Smith's game-long 26-yard scamper to set up the winning field goal in the fourth quarter came over Williams on the right side. Williams earned his first NFL start against Phoenix (11/3) in place of an injured Mark Tuinei at left tackle, and then two weeks later against the N.Y. Giants (11/17), he started at right tackle in place of the injured Newton and was a big part of the effort that held New York to a lone fourth quarter sack. Williams also started at right tackle the next game at RFK Stadium (11/24) when Dallas handed the Redskins their only home defeat of the season. For most of the afternoon he worked against Charles Mann, who finished the game with two tackles and no sacks. The first Central State offensive lineman ever drafted by the NFL, Williams was only the third player selected by the league in the history of the school.

COLLEGE: A small college All-America as a senior, Williams paved the way for a Central State offense that led the NAIA in total offense with 492 yards-per-game and in scoring with 54.8 points-per-game in 1990, when the Marauders captured the NAIA national title and had an average winning margin of 33.5 points. Central State made the playoffs each of Williams' four seasons there. Recruited as a defensive tackle, Williams was moved to the offensive line prior to his freshman year and became the starting left tackle as a sophomore.

PERSONAL: Erik George Williams grew up an Eagles fan in Philadelphia. Prior to joining the Cowboys, he last witnessed a game at Veterans Stadium in 1984 when Dallas played the Eagles and came away with a 24-10 victory. After starring at John Bartram High School in Philadelphia, Williams was recruited by several major colleges but missed the academic requirements to play at those schools. He also competed in the shotput and discus in high school. He is involved in the Cowboys "First Downs for Down Syndrome" program that helps raise funds for The RISE School in Dallas. Williams also participated in the Dallas Cowboys Salvation Army Angel Tree adoption and provided clothing and toys for two children. Williams majored in physical education at Central State. He has a daughter, Shay, and a son, Cassius.



Darren Woodson

Safety

6'1" ★ 219 ★ 4/25/69

Arizona State

D-2b for '92 (37th overall)

NFL: 9th Year ★ Cowboys: 9th Year

28

GAMES/STARTS (regular season, playoffs): 1992 (16/2, 3/0), 1993 (16/15, 3/3), 1994 (16/16, 2/2), 1995 (16/16, 3/3), 1996 (16/16, 2/2), 1997 (14/14), 1998 (16/15, 1/1), 1999 (15/15, 1/1). Total - 125/109, 15/12.

PRO: During eight NFL seasons, Darren Woodson has established himself as one of the NFL's premier strong safeties. His consistency, athleticism, aggressiveness and ability to perform in the big game have put him in the elite level of performers in the NFL. And his versatility at playing both the run and pass at an extremely productive level have separated Woodson from the rest of the strong safety field. In eight NFL seasons, he has been selected to five Pro Bowls, been named first team All-Pro four times and played in three Super Bowls. A converted college linebacker, Woodson is the complete NFL package at safety. He combines size (6-1, 219) and speed (4.4 in the 40-yard dash) with great football instincts and hitting ability. He has maintained the aggressive nature that he displayed as a college linebacker, but has used his quickness and speed to make a very smooth transition to the secondary. Woodson has finished first or second on the team in tackles in five of the last seven seasons (1993-96, 1998), missing out in 1997 when injuries kept him out of two starts and 1999 when he missed one game due to injury. He also went over the 100 tackle mark for four consecutive seasons (1993-96), becoming the first Dallas player to accomplish that feat since Michael Downs (1983-86). In 1995, he became the first Dallas defen-



sive back to lead the team in tackles (144) since Bill Bates in 1988 while duplicating the feat in 1998. In 1993, he established a Dallas single-season record for tackles by a defensive back (155). A very strong and sure tackler, Woodson has 32 double-figure tackle games in his career. In the Cowboys base defensive alignment, Woodson lines up at strong safety, but he has also shown great production when lining up at outside linebacker in certain nickel pass defenses – often covering a slot receiver. His versatility and aggressive attitude makes him a very valuable special teams performer, posting a combined total of 50 special teams tackles in the past four seasons. He has started 119 of the last 123 Cowboys games, including playoffs. Woodson's next selection as an All-Pro will enable him to earn that honor more times (five) than any other Dallas safety. He is currently tied with Mel Renfro (1965, 1967, 1969 and 1971) and Cliff Harris (1975-1978), who were each named All-Pro four times during their Dallas careers. Renfro earned a fifth All-Pro selection as a cornerback in 1973. Woodson is one of the team's hardest workers, and his character and leadership ability make him a very valuable asset within the framework of the team.

1999: Although not receiving public accolades, Woodson still performed at a level Cowboys coaches, players and fans have come to expect. Despite missing the game at Philadelphia (10/10) with a sprained left ankle, he finished third on the team with 128 tackles while recording a career-high seven quarterback pressures, eight passes defended, three tackles behind the line of scrimmage, two interceptions and a sack. While registering five double digit tackle games during the season, he also finished fourth on the team with 13 special team stops. Woodson opened the season tying for the team lead with nine tackles at Washington (9/12) while also tying for the team lead with three special team tackles despite suffering a bruised biceps midway through the game. Against Atlanta (9/20), he tied for the team lead with 11 tackles while leading the team with a career-high four quarterback pressures and adding his only sack of the season. He posted six tackles, a tackle for a loss and a pass defended against Arizona (10/3) before missing the game at Philadelphia (10/10) after suffering a sprained left ankle in practice the Thursday before the game. He returned to the starting lineup at the N.Y. Giants (10/18) and registered nine stops. Woodson was second on the team with eight tackles against Washington (10/24) while helping limit the Redskins' top ranked offense to 272 total yards. He also tied for second on the team with two special team stops against the Redskins. He led the team with 12 tackles and forced a fumble at Indianapolis (10/31) before tying for the team lead with eight tackles at Minnesota (11/8). Against Green Bay (11/14), Woodson tied for the team lead with 11 tackles to help limit the Packers to 40 yards rushing. He posted five stops at Arizona (11/21), and on Thanksgiving Day, he registered 10 tackles to help shut out Miami (11/25). He also recorded two special team tackles against the Dolphins. At New England (12/5), he posted seven tackles and recorded his first interception of the season when he picked off Drew Bledsoe in the end zone to end a Patriots second quarter scoring threat. Woodson also recorded the 100th special teams tackle of his career against the Pats. He registered six tackles against Philadelphia (12/12) and a week later, he recorded a season-high 13 stops against the N.Y. Jets (12/19). He tied his career-high with three passes defended, including his second interception of the year, at New Orleans (12/24) while tallying six tackles in helping hold Ricky Williams to 61 yards on 23 carries (2.7 avg.). He finished with seven tackles in the season finale against the N.Y. Giants (1/2/00). In Dallas' NFC Wild Card Playoff Game at Minnesota (1/9/00), Woodson recorded a postseason career-high 13 tackles while adding a tackle for a loss and a pass defended in helping limit the Vikings to 199 yards passing.

1998: Back to full health in 1998, Woodson regained his spot at the top of the Dallas tackle chart, leading the team with 136 stops – the third best performance of his career. His three sacks tied his career-high, and he posted six double figure tackle games. He was also second on the team with 11 passes defended, the second best total of his career. This high productivity level earned him All-Pro selection by *The Sporting News*. It was the fourth time in his career he has been named All-Pro, tying Mel Renfro and Cliff Harris as the most decorated safeties in club history. Following the season, Woodson made his fifth consecutive trip to Hawaii as a member of the NFC Pro Bowl squad. The honor that may have meant the most to Woodson was the Ed Block Courage Award, an honor voted on by his Dallas teammates and given to the player who has overcome injuries to return to the field. He opened the season against Arizona (9/6) by finishing third on the team with five tackles and helped limit the Cardinals to 205 total yards. He was second on the team with nine tackles at Denver (9/13) before leading the squad with a season-high 12 tackles at the N.Y. Giants (9/21). In the Giants game, the Dallas defense limited New York to 56 yards rushing. Woodson came right back the next week against Oakland (9/27) and tied his season-high with another 12-tackle performance. He again led the team with 11 stops at Washington (10/4) while helping limit the Redskins to 164 yards on 13-of-29 passing (44.8%). His eight-tackle game at Chicago (10/18) helped limit the Bears to 79 yards rushing on 31 carries. Woodson logged his only interception of the season at Philadelphia (11/2) and deflected two other passes while helping limit the Eagles to 200 yards of offense. The Eagles were limited to 104 passing yards, including six receptions for 38 yards from their wide receivers (6.8 avg.). Against the N.Y. Giants (11/8), Woodson recorded the first multi-sack game of his career. He also led the team with 11 tackles and a team-high three special team tackles. He again led the team in tackles with 11 at Arizona (11/15) and nine against Seattle (11/22). He also added his third sack of the season against Seattle – which forced a Warren Moon fumble that led to the first Dallas touchdown of the day. For the fourth straight game, Woodson was at the top of the tackle chart, tying for the team lead with eight stops against Minnesota (11/26) while adding a team-high two tackles for a loss. He was second on the team with 10 tackles at New Orleans (12/6), posting his sixth double digit tackle game of the season. His three passes defended at Kansas City (12/13) led the team and tied his single-game career-best.



He also totaled eight tackles on the day. Woodson closed out the season with six tackles and a forced fumble against Philadelphia (12/20) and seven-tackles against Washington (12/27). In the wild card playoff game against Arizona (1/2/99), he led the team with three passes defended, including a fourth quarter interception that stopped a Cardinals drive at the Dallas 16-yard line.

1997: Although Woodson's season was affected by injuries, causing him to miss two regular season starts for the first time since becoming a full-time starter in 1993, he was still recognized as the game's best strong safety, earning his fourth consecutive spot on the NFC Pro Bowl squad. From Week Two of 1993 through Week Seven of 1997, Woodson had started 80 straight games (including playoffs), but that streak came to an end when he was forced to miss the game at Philadelphia (10/26) with a hyperextended right knee. It was the first time he had not suited up for a game in his career (100 consecutive games). He also missed the Thanksgiving Day game against Tennessee with a sprained right shoulder. Woodson's ability to play through injuries earned him the Dallas Cowboys Unsung Hero Award from the NFL Players Association. Despite the two missed games, he still finished the year fifth on the team with 97 tackles, while also leading the team with three forced fumbles. He tied for the team lead in fumble recoveries with two. In the loss at Arizona (9/7), he had a career-high two forced fumbles and logged seven tackles. His second quarter sack and forced fumble came on a blitz of Cardinals QB Kent Graham, and the fumble was returned four yards for a touchdown by Chad Hennings. The next week, he led the team with 11 tackles against Philadelphia (9/15) as the Dallas defense limited the Eagles to 5.8 yards-per-pass play and 13 points on offense. Two weeks later, Woodson recorded his first interception of the season to set up a Dallas field goal against Chicago (9/28) while adding six tackles. At Washington (10/13), Woodson tied for fourth on the team with eight tackles despite suffering a hyperextended right knee in practice the Thursday before the game. He also forced a Redskins fumble that Dexter Coakley returned 16 yards for a touchdown. In the victory over Jacksonville (10/19), he registered four tackles before re-aggravating his hyperextended right knee early in the third quarter and leaving the game. After sitting out the Eagles game (10/26) the next week, Woodson returned to the starting lineup at San Francisco (11/2) and was second on the team with a season-high tying 11 tackles. He also led the team with two special team tackles and recovered a fumble at the Cowboys 17 yard-line to end a 49ers threat late in the first half. At Green Bay (11/23), he logged five tackles despite suffering a strained right shoulder in the second quarter. He returned to the game midway through the fourth quarter, but the shoulder injury kept him out of the Thanksgiving Day game with Tennessee (11/27) four days later. At the conclusion of the season, Woodson underwent an exploratory arthroscopic debridement of his right shoulder by Dr. James Andrews on Jan. 14 in Birmingham, AL.

1996: Woodson capped another stellar season with his second consecutive All-Pro selection by the Associated Press and Pro Football Writers and his third straight Pro Bowl appearance. For the second time in his career, he tied for the team lead in interceptions (five, with Kevin Smith), matching the career-high number of interceptions he collected in 1994. He was also second on the team in tackles – the leader among defensive backs – with 118 stops, topping the 100-tackle mark for the fourth consecutive season to become the first Dallas player to accomplish that feat since Michael Downs (1983-1986). He finished the year second on the team in special teams tackles (18) and passes defended (10). Woodson also compiled a career-high three sacks – marking the most sacks by a Dallas defensive back since Kenny Gant had three in 1992. In the season opener at Chicago (9/2), Woodson tied for the team lead among defensive backs with eight tackles, while also recovering a fumble to set up Dallas' first field goal. In the loss at Buffalo (9/22), Woodson picked up his first interception of the year while helping limit the Bills to just 89 yards passing. The next week at Philadelphia (9/30), he led the team with 11 tackles while recording his first sack of the year. In the Cowboys win over Atlanta (10/20), Woodson led the team with a season-high 17 tackles. He received a game ball for his performance against the Falcons after also recording two passes defended and a tackle for lost yardage. Woodson was the team leader in tackles with eight stops at San Francisco (11/10). He also registered a sack and intercepted a third quarter pass to set up a Dallas field goal. In the Monday night victory over Green Bay (11/18), Woodson helped limit the Packers offense to 254 total yards, while intercepting Brett Favre's two-point conversion pass attempt in the fourth quarter. Woodson recorded his third interception of the year with a fourth quarter theft at Arizona (12/8) that set up a Dallas field goal. The following week, he picked off two Drew Bledsoe passes against New England (12/15), marking the second time in his career he has had a multiple interception game (vs. Arizona, 10/9/94). In the win over the Patriots, he also led the team with nine tackles and forced a Curtis Martin fumble on third-and-one from the Dallas 16-yard line to stop a second quarter scoring drive. Later in the third quarter, he returned an interception 21 yards to the Patriots four-yard line to set up a Dallas field goal. His fourth quarter interception ended the Patriots chances with 2:22 remaining. In the playoff loss at Carolina (1/5/97), Woodson picked up his second career postseason interception on the Panther's opening drive of the game to set up a Dallas field goal.

1995: Darren Woodson's fourth NFL season was somewhat of a "dream season" for the Cowboys most decorated defensive player. He closed the year in his hometown of Phoenix, playing in Super Bowl XXX in the same Sun Devil Stadium where he starred at Arizona State. Along the way to the Super Bowl, Woodson was a consensus All-Pro selection for the second consecutive year, and he earned his second straight starting berth in the Pro Bowl. In doing so, Woodson became the first Dallas defensive back to earn consecutive All-Pro honors since Everson Walls (1982-83) and the first Dallas safety to make back-to-back Pro Bowl trips since Cliff Harris (1978-79). Woodson led the Cowboys with 144 tackles, and became the first defensive back to top the



team tackle list since Bill Bates in 1988. He enjoyed his most productive all-around day in the loss at Washington (10/1), leading the team with 15 tackles and returning an interception 37 yards for a touchdown, marking his second career interception return for a score. He also forced a fumble and had a tackle for a loss in the defeat at RFK. In the Cowboys win over the Raiders in Oakland (11/19), Woodson recorded a season-high 16 tackles, including a career-high tying 11 solo stops. He also had two passes defended and a key interception at the Raiders four-yard line that stopped a fourth quarter drive. His other top tackling performances came in the following regular season games: at Minnesota (12 stops, earning a game ball on 9/17), San Francisco (10 on 11/12), at Philadelphia (14 on 12/10) and against the New York Giants (12 on 12/17). In addition to leading the team in tackles during the regular season, Woodson also led the team with 23 postseason tackles, including a team-high 11 stops against Pittsburgh in Super Bowl XXX (1/28/96). In the divisional playoff win over Philadelphia (1/7/96), his hit on Eagles quarterback Rodney Peete forced Peete to leave the game with a concussion.

1994: Woodson's rapid climb to the top level of NFL safeties reached the summit in 1994 – his third year in the NFL and second year as a starter. He was a consensus All-Pro, and he tied for the Cowboys' team lead in interceptions while becoming the first Dallas defensive back to be selected as a Pro Bowl starter since Everson Walls (1985). Woodson's five interceptions ranked fifth in the NFC and 10th in the NFL and were the most by a Dallas safety since Michael Downs had six in 1986. Woodson recorded his second straight 100-plus-tackle season by finishing the year second on the club with 113 stops while tying for third on the team in passes defended with 12. Woodson got off to a blazing start by earning game balls in six of the Cowboys first seven games. Those games and his performances are as follows: at Pittsburgh (9/4) – in the season opener, Woodson received a game ball after his seven tackles helped hold the Steelers to 126 yards in total offense. Against Houston (9/11) – he picked up a game ball after recording 13 tackles. He also picked up his first career regular season interception against Houston. At Washington (10/2) – he earned a special teams game ball by forcing a fumble on the opening kickoff and tying for the team lead in special teams tackles with two. Against Arizona (10/9), he led the team in tackles with seven and recorded two interceptions that led to Dallas touchdowns. It was the first multiple interception game of Woodson's career. Against Philadelphia (10/16) – while leading all Dallas defensive backs with six tackles, he also returned a third quarter interception 26 yards to set up a Cowboys touchdown. At Arizona (10/23) – Woodson registered a season-high 15 tackles. He was named the NFC's Defensive Player of the Week at Philadelphia (12/4) after recording nine tackles and stepping in front of a fourth quarter Randall Cunningham pass and racing 94 yards for a touchdown to ensure the Cowboys 31-19 victory. It was the third longest interception return in club history at the time. He recovered his only fumble of the year at Cincinnati (10/30). Despite earning All-Pro honors at safety, Woodson remained one of the Cowboys top special teams performers, tying for third on the team with 23 special team stops.

1993: As a second-year player, Woodson earned a starting job at strong safety in training camp and then nearly won the team's individual tackle title by collecting 155 stops – just four shy of team leader Ken Norton. Woodson's 155 tackles were the most ever by a Dallas defensive back. Moreover, with eight double-digit tackle games in 1993, he joined Eugene Lockhart (16 in 1989) as only the second Dallas player to register at least seven double-figure tackle games in a season (since game-by-game records were kept in 1984). He led the Cowboys in fumble recoveries with three (while forcing another) and contributed four tackles for lost yardage totaling 13 yards. He enjoyed an all-time game in the regular season finale at Giants Stadium (1/2/94) – collecting a career-best 19 tackles (the most ever by a Dallas defensive back in a single game) and one fumble recovery. His 19 tackles against the Giants tied him for second place on the Cowboys all-time single-game tackle list. For the regular season, Woodson averaged 9.7 tackles-per-game, but over the course of the last nine games, he contributed 11.8 tackles-per-game. That stretch included the Cowboys' four games in the month of November where Woodson turned in double figure tackle totals in all four games and 48 total stops. He closed the month of November with 15 tackles against Miami on Thanksgiving Day (11/25). He was the team's leading tackler in the playoffs with 27 stops. He also registered his first professional interception in the playoffs against Green Bay (1/16/94), and he recovered a fumble in Super Bowl XXVIII against the Bills (1/30/94). Woodson missed the opener at Washington (9/6) as he was still recovering from a fractured right forearm.

1992: Although Woodson was a second-round draft choice of the Cowboys, his play in the nickel pass defense caught almost everyone by surprise. It was thought that moving from linebacker at Arizona State to strong safety in the NFL would take a longer adjustment period. Instead, he quickly became the club's draft surprise. Woodson became a major contributor to the defense while leading the special teams with 19 tackles. In 16 games, he recorded 33 tackles (28 solo), second among Dallas' rookies. Included was a season-high six stops in a start against the Run-and-Shoot offense at Atlanta (12/21). His first NFL start came in a pass situation defense at Detroit (11/8). Two weeks later at Phoenix (11/22), he had a season-high five solo tackles. Against Chicago (12/27), Woodson's first NFL sack forced a first-quarter fumble at Chicago's 30-yard line, but the Bear's recovered. Against Philadelphia (1/10/93) in the playoffs, he forced a fumble at the Eagles' 25-yard line to set up a Dallas field goal at the end of the first half. His standout play on special teams included a game ball for the 27-0 win over Seattle (10/11).

COLLEGE: An All-PAC Ten second-team selection as a senior and honorable mention All-America as a junior, Woodson played linebacker at Arizona State. Coming out of high school, he didn't have the grades to accept a football scholarship from ASU, so he started his career as a walk-on and quickly developed a reputation for being one of the fiercest hitters in the country. As



a sophomore in 1989, he had a career-high 16 tackles against Stanford en route to his single-season high of 122 tackles (79 solo). Of his five career interceptions, three came in his senior season.

PERSONAL: Darren Ray Woodson was a first-team All-Metro Division AAA linebacker and running back at Maryvale High School in Phoenix, AZ, and earned all-city honors as a linebacker and second team recognition as a running back his final season. Darren ran for a career-high 225 yards and six touchdowns against Kofa High in Yuma, AZ, tying a Phoenix Metro game record and setting a school mark. He earned three letters in football and served as team captain his senior year. Woodson served as the Dallas Cowboys spokesman in a United Way public service announcement that was televised nationally throughout the 1996 season. He received his degree in criminal justice at Arizona State. He headed the Dallas Cowboys/Darren Woodson "Prepare to Pass" Challenge, which encouraged 10th grade students at five Dallas high schools to pass all sections of the Texas Assessment of Academic Skills test. In 2000, Woodson received the Children's Medical Center Athlete Role Model Award presented by the Dallas All-Sports Association.

WOODSON'S COWBOYS TOTALS

Year	Tackles			Sacks	Tk/Loss	QB Press.	Passes Def.	For. Fum.	Special Teams		
	Solo	Asst.	Tot.						Solo	Asst.	Tot.
1992	28	5	33	1.0 (-9)	1 (-4)	1	4	1	14	5	19
1993	89	66	155	0.0 (0)	4 (-13)	1	4	1	1	1	2
1994	69	44	113	0.0 (0)	3 (-3)	0	12	1	16	7	23
1995	90	54	144	0.0 (0)	6 (-11)	3	8	1	6	3	9
1996	70	48	118	3.0 (-17)	5 (-9)	3	10	2	12	6	18
1997	45	52	97	2.0 (-24)	3 (-4)	0	5	3	7	2	9
1998	74	62	136	3.0 (-17)	4 (-11)	2	11	2	8	2	10
1999	71	57	128	1.0 (-8)	3 (-3)	7	8	1	7	6	13
Totals	536	388	924	10.0 (-75)	29 (-58)	17	62	12	71	32	103
Playoffs											
1992	10	4	14	0.0 (0)	0 (0)	1	1	1	3	2	5
1993	16	11	27	0.0 (0)	1 (-4)	0	2	0	2	0	2
1994	9	5	14	0.0 (0)	0 (0)	0	1	0	0	1	1
1995	18	5	23	0.0 (0)	1 (-1)	2	1	0	2	0	2
1996	8	4	12	0.0 (0)	1 (-1)	0	1	0	1	2	3
1998	2	3	5	0.0 (0)	0 (0)	1	3	0	0	0	0
1999	8	5	13	0.0 (0)	1 (-2)	0	1	0	1	0	1
Totals	71	37	108	0.0 (0)	4 (-8)	4	10	1	9	5	14

Year	Pass Interceptions				TD
	No.	Yds.	Avg.	Long	
1994	5	140	28.0	94t	1
1995	2	46	23.0	37t	1
1996	5	43	8.6	21	0
1997	1	14	14.0	14	0
1998	1	1	1.0	1	0
1999	2	5	2.5	5	0
Totals	16	249	15.6	94t	2
Playoffs					
1993	1	5	5.0	5	0
1996	1	0	0.0	0	0
1998	1	19	19.0	19	0
Totals	3	24	8.0	19	0

Year	Opponents' Fumbles Recovered				TD
	No.	Yds.	Avg.	Long	
1993	3	0	0.0	0	0
1994	1	0	0.0	0	0
1997	2	0	0.0	0	0
Totals	6	0	0.0	0	0

Playoffs					
1993	1	0	0.0	0	0

Single-Game Bests

Total Tackles - 19 @ N.Y. Giants, 1/2/94
playoffs - 13 @ Minnesota, 1/9/00

Solo Tackles - 11 twice, @ N.Y. Giants, 1/2/94; and @ Oakland, 11/19/95
playoffs - 8 vs. Pittsburgh, 1/28/96 and @ Minnesota, 1/9/00


Assists - 9 vs. Atlanta, 10/20/96
playoffs - 6 vs. Buffalo, 1/30/94

Interceptions - 2 twice, vs. Arizona, 10/9/94; and vs. New England, 12/15/96
Passes Defensed - 3 four times, last @ New Orleans, 12/24/99

playoffs - 3 vs. Arizona, 1/2/99

Quarterback Pressures - 4 vs. Atlanta, 9/20/99

Forced Fumbles - 2 @ Arizona, 9/7/97



Barron Wortham

Linebacker

5'11" ★ 245 ★ 11/1/69

Texas-El Paso

FA for '00

NFL: 7th Year ★ Cowboys: 1st Year



GAMES/STARTS (regular season, playoffs): 1994 (16/1 - Hou.), 1995 (16/5 - Hou.), 1996 (15/14 - Hou.), 1997 (16/16 - Ten.), 1998 (13/0 - Ten.), 1999 (16/15, 4/4 - Ten.). Total - 92/51, 4/4.

PRO: When Barron Wortham became available during the offseason, the Dallas Cowboys jumped at the opportunity to add a proven, veteran player to their young linebacking corps. With 55 career starts, including playoffs, Wortham has proven to be a talented linebacker that knows



the ins and outs of playing in the National Football League. Having missed only four-of-96 games during his first six seasons in the NFL, he has also proven to be durable and reliable. It is these characteristics, along with his powerful hitting and work ethic, that will enable him to not only battle at the linebacker position but also on the Cowboys special teams.

1999: After spending a year in a reserve linebacker role, Wortham returned to the Titans starting lineup, starting 15 games at middle linebacker, and tied for fifth on the team with 81 tackles while registering five tackles for a loss and three fumble recoveries. He also closed the season with seven special team stops. He opened the season against Cincinnati (9/12) by posting seven tackles, including one behind the line of scrimmage, and half a sack. He recorded two tackles against Cleveland (9/19) before tallying five tackles and two special team stops at Jacksonville (9/26). The next week at San Francisco (10/3), he led all linebackers with seven tackles, and he posted seven more tackles against Baltimore (10/10). He registered a season-high nine stops at New Orleans (10/17), while also forcing a fumble. He also stopped Saints running back Ricky Williams on a goal-line stand to allow time to expire at the end of the first half. Two weeks later against St. Louis (10/31), Wortham tallied a tackle, two special team tackles and two fumble recoveries, setting up two Titan touchdowns. He led the linebacking corps and tied his season-high with nine tackles, including two for a loss, at Miami (11/7). He recorded five stops and a fumble recovery at Cincinnati before posting four tackles against Pittsburgh (11/21). At Cleveland (11/28), he led all linebackers, and tied his season-high, with nine stops. Wortham did not start but registered five tackles at Baltimore (12/5). He returned to the starting lineup to tally four tackles against Oakland (12/9), and he closed out the regular season with three stops against Atlanta (12/19), one against Jacksonville (12/26) and three at Pittsburgh (1/2/00). He opened postseason play against Buffalo (1/8/00) by totaling four tackles before recording three stops at Indianapolis (1/16/00). Wortham posted two tackles in the AFC Championship Game at Jacksonville (1/23/00), and he tallied another two stops against St. Louis (1/30/00) in Super Bowl XXXIV. He finished the Titans four game postseason run with 11 tackles, a fumble recovery and two special team stops. Following Tennessee's run to Super Bowl XXXIV, Wortham underwent arthroscopic surgery in February to remove scar tissue from his left knee.

1998: Returning to a reserve linebacker role, Wortham closed the year with nine defensive tackles while posting eight special team stops. He recorded his first two tackles against Jacksonville (9/27) before collecting a tackle and a special teams stop at Baltimore (10/11). He posted a tackle against Cincinnati (10/18), two special team stops against Chicago (10/25) and a season-high three tackles at Pittsburgh (11/1). Two weeks later against Pittsburgh (11/15), Wortham registered a special teams tackle in helping the Oilers complete a season sweep of the Steelers. He tallied a tackle and a special teams tackle against the N.Y. Jets (11/22) before recording another stop and special teams tackle at Seattle (11/29). Wortham strained his left shoulder against the Seahawks and was deactivated against Baltimore (12/6), at Jacksonville (12/13) and at Green Bay (12/20). He returned to action in the season finale against Minnesota (12/26). He underwent arthroscopic surgery in February of 1999 for a partially ruptured left bicep muscle.

1997: Wortham started all 16 games for Tennessee for the first time in his career and led the team with 97 tackles. He opened the season against Oakland (8/31) with three tackles before recording four stops at Miami (9/9). At Pittsburgh (9/28), he registered his second career double digit tackle game when he led the Oilers with 12 tackles. He led the team again the next week at Seattle (10/5) with seven stops while also forcing a fumble. He tallied three tackles against Cincinnati (10/12), five against Washington and five at Arizona (10/26) over the next three weeks. Wortham opened the month of November by registering 33 tackles in three games. He began the run by leading the team with nine tackles against Jacksonville (11/2), and he finished second on the team with nine stops against the N.Y. Giants (11/9). The next week at Jacksonville (11/16) in the third game of the streak, Wortham recorded a team-leading and career-high 15 tackles. He finished second on the team the next two weeks with six stops against Buffalo (11/23) and five tackles at Dallas (11/27). He closed out November with 43 total tackles, 12 more than the Oilers second leading tackler for the month. He opened the month of December with five stops at Cincinnati before finishing second on the team with five tackles the next week at Baltimore (12/14). He closed out the season posting four tackles against Pittsburgh (12/21).

1996: Wortham closed the season fourth on Houston's tackle chart with 78 tackles while adding four passes defended, two sacks and two fumble recoveries. His tackle total and sacks eclipsed the combined totals from his first two professional seasons. He became the Oilers starting middle linebacker after Al Smith suffered a season-ending quadriceps injury in the season opener against Kansas City (9/1). Wortham recorded five tackles against the Chiefs before taking over the starting job at Jacksonville (9/8) and posting three stops. After totaling four tackles against Baltimore (9/15), he underwent arthroscopic surgery on his left knee on Sept. 16 during the Oilers' bye week. He returned to the starting lineup two weeks later at Pittsburgh (9/29) and tallied nine tackles. He registered eight solo tackles at Cincinnati (10/6) and was inactive at Atlanta (10/13) when Houston used additional defensive backs against the Falcons' run-and-shoot offense. He returned against Pittsburgh (10/20) and posted three stops and a fumble recovery before leading the team with nine tackles against San Francisco (10/27). He recorded six tackles at Seattle (11/3) and four stops at New Orleans (11/10) before registering a season-high and team-leading 11 tackles against Miami (11/17), the first double-digit tackle performance of his career. He also recorded a sack and forced a fumble against the Dolphins. Wortham posted four stops against Carolina (11/24), and he tallied five at the N.Y. Jets (12/1). Against Jacksonville (12/8), he registered two tackles, a sack and a fumble recovery, and he totaled five stops against



Cincinnati (12/15).

1995: Wortham started five of the 16 games he played, finishing with 38 tackles, a sack and a forced fumble. He replaced Michael Barrow at middle linebacker in the fourth quarter against Pittsburgh (9/10) and posted one stop. He made his second career start (middle linebacker) against Cleveland (9/17) after injuries felled Barrow and Al Smith, and he led the team with seven tackles. At Cincinnati (9/24), Wortham started and totaled four tackles while forcing his first career fumble. He led the Oilers with eight tackles against Jacksonville (10/1) before making his fourth consecutive start at middle linebacker at Minnesota (10/8), finishing with a season-high nine stops and his first NFL sack. He posted a tackle at Chicago (10/22) and two against Cincinnati (11/12) before registering the first kickoff return of his career at Kansas City (11/19) for minus three yards. He started against the N.Y. Jets (12/17) as the Oilers started with four linebackers and posted a tackle, and he closed the season with four stops at Buffalo (12/24). Wortham was the recipient of the Oilers' Ed Block Courage Award after returning to play in 16 games after rupturing his ACL in the 1994 season finale.

1994: Wortham saw action in every game during his rookie campaign, primarily as a reserve linebacker and on special teams, while also seeing playing time as a short-yardage blocking fullback. He finished the year with 22 tackles and a fumble recovery while finishing second on the team with 11 special team tackles. He saw his initial NFL action in the season opener at Indianapolis (9/4) and recorded his first career tackle. He saw action at fullback against Cincinnati (9/25), leading the way for Gary Brown to score from one yard out. He totaled four stops at Pittsburgh (10/3) and two stops against Cleveland (10/13). Wortham recorded four tackles at Philadelphia (10/24), and at the L.A. Raiders (10/30), he forced a Raiders fumble at the Oilers two-yard line. He made his first career start against Pittsburgh (11/6) as the Oilers started the game with four linebackers. He tallied a season-high three special team tackles at Cincinnati (11/13), and he totaled a season-high five defensive tackles against the N.Y. Giants (11/21). He posted two stops in the season finale against the N.Y. Jets (12/24) before leaving the game in the second quarter after tearing the anterior cruciate ligament in his left knee covering a kickoff. He underwent surgery on Jan. 13, 1995 to repair the ACL. Wortham was drafted with the Oilers' compensatory selection in the sixth round (194th overall) of the 1994 NFL Draft.

COLLEGE: Wortham established the school and Western Athletic Conference record for career tackles by totaling 566 stops during his four-year career at Texas-El Paso. He also added 12 sacks, 12 passes defended, six fumble recoveries, four forced fumbles and four interceptions. He was named first-team All-WAC as a sophomore, junior and senior. As a senior, the team captain added All-America and WAC Defensive Player of the Year honors after totaling 151 tackles. He was named the national player of the week after posting 26 stops, an interception and a forced fumble against UNLV. As a junior, he registered 138 tackles and a pair of sacks. He was named *Sports Illustrated* and WAC player of the week after tallying 16 stops and a blocked punt against Tulsa. He recorded 148 tackles, four fumble recoveries and four sacks as a sophomore. Wortham was an All-America and conference Newcomer of the Year with 129 tackles and a career-high six sacks as a redshirt freshman in 1990.

PERSONAL: Barron Winfred Wortham, a graphic design major, was a standout letterman in football and track for Everman, TX, High School. During his career, the Ft. Worth, TX, native has donated time working with mentally handicapped children in Tarrant County and speaking to youth about staying in school. Barron and wife Caledra have a son, Barron Michael (7/16/98).

WORTHAM'S NFL STATISTICS

Year	Tackles		Tot.	Sacks	Tkl/ Loss	QB Press.	Passes Def.	For. Fum.	Special Teams		Tot.
	Solo	Ass.							Solo	Ass.	
1994 (Hou.).....	15	7	22	0.0 (0)	-	-	0	0	10	1	11
1995 (Hou.).....	23	15	38	1.0 (-8)	-	-	1	1	9	1	10
1996 (Hou.).....	49	29	78	2.0 (-8)	-	-	4	1	2	1	3
1997 (Ten.).....	61	36	97	0.0 (0)	-	-	1	1	0	0	0
1998 (Ten.).....	5	4	9	0.0 (0)	0(0)	0	0	0	5	3	8
1999 (Ten.).....	50	31	81	0.5 (0)	5(-8)	2	0	1	6	1	7
Totals.....	203	122	325	3.5 (-16)	5(-8)	2	6	4	32	7	39

Playoffs

1999 (Ten.).....	9	2	11	0.0 (0)	0(0)	0	0	0	2	0	2
------------------	---	---	----	---------	------	---	---	---	---	---	---

Opponents' Fumbles Recovered

Year	No.	Yds.	Avg.	Long	TD
1994 (Hou.).....	1	0	0.0	0	0
1996 (Hou.).....	2	0	0.0	0	0
1999 (Ten.).....	3	8	2.7	8	0
Totals.....	6	8	1.3	8	0

Playoffs

1999 (Ten.).....	1	0	0.0	0	0
------------------	---	---	-----	---	---

Single-Game Bests

Tackles - 15 vs. Jacksonville, 11/16/97
Tackles for a loss - 2 @ Miami, 11/7/99

Additional Statistics

Kickoff Returns: 1995 (1 ret., -3 yds.)



Peppi Zellner

Defensive End

6'5" ★ 257 ★ 3/14/75

Fort Valley State

D-4b for '99 (132nd overall)

NFL: 2nd Year ★ Cowboys: 2nd Year



GAMES/STARTS (regular season, playoffs): 1999 (13/0, 1/0).

PRO: Although a raw talent with little big-time experience coming out of Fort Valley State, Peppi Zellner showed enough of his natural pass rushing ability in college to have Cowboys coaches excited about his potential. Blessed with exceptional quickness and strength for a player of his size, Zellner has worked primarily as an outside pass rusher. Speed is his game, having timed out as the second fastest defensive lineman at the 1999 NFL Scouting Combine with a 4.72 40-yard dash – he had the quickest 20 with a 2.74. As a rookie, Zellner displayed flashes of that potential at end while also becoming a valuable contributor on special teams, a rarity for a defensive end. Zellner was just the second player ever drafted out of Georgia's Fort Valley State by the Cowboys, joining six-time Pro Bowl tackle Rayfield Wright, who was selected in the seventh round of the 1967 NFL Draft.

1999: Zellner hit the ground running as a rookie, tying for sixth on the team with 10 special teams tackles and earning All-Rookie honors from *College & Pro Football Newsweekly*. He started off hot, recording his first career sack with a six-yard take down of Danny Kannell in the fourth quarter against Atlanta (9/20). He also added two tackles and a quarterback pressure. He was inactive for three of the next four games but returned to action against Green Bay (11/14) and logged a tackle and a special teams tackle. At Arizona (11/21), he recorded one tackle from his end position and another on special teams, helping limit the Cardinals to 207 total yards. On Thanksgiving Day, he tied for the team lead with two special team tackles against Miami (11/25) and helped limit Brock Marion – who entered the game ranked second in the NFL with a 26.4 yard average – to an 18.4 yard average on five kickoff returns. When Greg Ellis suffered a fractured tibia in the first quarter against Philadelphia (12/12), Zellner saw considerable action at defensive end and recorded a season-high three tackles. He also tied for the team lead with two special teams tackles as the Eagles started eight-of-10 drives following punts or kickoffs at or inside their own 20. Over the next two weeks, Zellner saw a rise in his playing time with Ellis out action and recorded two tackles against both the N.Y. Jets (12/19) and at New Orleans (12/24). In the wild card playoff game at Minnesota (1/9/00), Zellner's playing time continued to increase when Ebenezer Ekuban (sprained knee) went down. Zellner responded with a season-high tying three tackles.

COLLEGE: Zellner earned All-America and All-Southern Intercollegiate Athletic Conference honors while playing defensive end as a senior. He was third on the team, tops among defensive linemen, with 60 tackles and three sacks. His 14 tackles behind the line of scrimmage led the team. Three times over the final six games of the season, Zellner posted double-figure tackle totals with 10 stops against Tuskegee, Albany State and Carson-Newman (in the Division II playoffs). He accomplished all this after taking the 1997 season off to concentrate on basketball, where he starred at forward for Fort Valley State's hoops team. He started 17-of-26 games and averaged 10.3 points and 9.1 rebounds-per-game as the Wildcats earned their first SIAC basketball title since 1969. Zellner played in just three games due to transfer eligibility problems in his first year on the Fort Valley State football team (1996), but he recorded 18 tackles and four tackles behind the line of scrimmage. A two-year letterman in football at Georgia Military Institute (1994-95), Zellner collected 15 sacks, 33 tackles behind the line of scrimmage and 129 tackles in his two junior college seasons.

PERSONAL: An all-area, all-district and *Prep Football Report* All-Dixie selection at May Persons High School in Forsythe, GA, Hunndens Guiseppi Zellner was selected to participate in the Florida-Georgia All-Star Game. He also played in the North-South All-Star hoops tournament as an all-area selection in basketball. Zellner was a physical education major at Fort Valley State and served as a football coach at the Cowboys Let Us Play! Sports Camp for Girls. He also helped coach at the Dallas Cowboys/Gatorade Training Camp for Kids. He has a daughter, Tanjanyika (2/22/92).

ZELLNER'S COWBOYS TOTALS

Year	Tackles		Tot.	Sacks	Tkl/ Loss	QB Press.	Passes Def.	For. Fum.	Special Teams		
	Solo	Asst.							Solo	Asst.	Tot.
1999	8	5	13	1.0 (-6)	0(0)	3	1	0	2	8	10
Playoffs											
1999	0	2	2	0.0 (0)	0(0)	1	0	0	0	0	0

Single-Game Bests

Tackles – 3 vs. Philadelphia, 12/12/99

Sacks – 1.0 vs. Atlanta, 9/20/99



Other Cowboys With Pro Experience

Morris Anderson, a 6-1, 194-pound wide receiver from Baylor, went to training camp with San Francisco in 1999 but was released at the end of camp. He signed to the 49ers' practice squad on Sept. 15 and remained there the rest of the season. He finished his four-year career at Baylor ranked eighth on the Bears' all-time receiving yardage list with 1,173 career yards while also ranking eighth in school history with nine receiving touchdowns. He recorded 37 receptions for 637 yards and three touchdowns as a senior after posting 27 catches for 315 yards as a junior and 13 receptions as a sophomore. Morris Ramon Anderson, born Feb. 22, 1977, was an all-East Texas and all-district selection at John Tyler High School in Tyler, TX, after helping lead the team to the Class 5A state championship as a senior.

Michael Black, a 5-11, 206-pound running back from Washington State, spent the 1998 and 1999 seasons on the Seattle Seahawks practice squad after signing with the Seahawks as an undrafted rookie free agent on April 21, 1998. As a senior at Washington State, he rushed for 1,181 yards and 11 touchdowns while catching 15 passes for 177 yards and a touchdown. He totaled eight touchdowns while rushing for 1,004 yards on 182 carries (5.2 avg.) and catching 19 passes for 169 yards as a junior after transferring to WSU from West Los Angeles Junior College. He was named the WLAJC MVP and earned all-conference honors after his sophomore campaign. He registered a school record 2,403 rushing yards in his two seasons at West Los Angeles, including a single-season record 1,563 yards as a freshman. Black lettered in football and track at Dorsey High School in Los Angeles. He has participated in the annual "Practice with the Pros" children's football clinic in Vancouver, British Columbia with members of the B.C. Lions. Black, born May 3, 1974, has a daughter, India, and a son, Caelin.

Barry Cantrell, a 6-1, 195-pound punter from Fordham, went to training camp with the Cowboys in 1998 but was released at the end of camp. He spent the spring of 1999 playing for the Frankfurt Galaxy of NFL Europe, where he finished third in the league with a 41.1 yard average on 39 punts. He led all NCAA Division I-AA punters with a 45.8 yard average to earn All-Patriot League honors as a senior while setting a Fordham record with 2,980 punting yards. He punted 61 times for a 40.8 average as a junior. He also earned Patriot League Scholar-Athlete honors for football as a junior. As a sophomore, he averaged 36.8 yards-per-punt on 65 punts while being awarded the Vincent T. Lombardi Award as Fordham's Male Athlete of the Year. He averaged 37.9 yards on 76 punts as a freshman. He was also a member of the Fordham track team and is the school record holder in the high jump. He is a graduate of St. Thomas Aquinas High School in Margate, FL, where he was twice named all-conference, all-county and *Miami Herald* County Track Athlete of the Year. Cantrell was born Nov. 2, 1976.

Kendrick Gholston, a 6-4, 279-pound defensive end from Louisville, went to training camp with the St. Louis Rams in 1999 but was released at the end of camp. He spent the spring of 1999 playing for the Frankfurt Galaxy of NFL Europe, helping the Galaxy claim the World Bowl championship. He went to training camp with the Detroit Lions in 1998 but was released at the end of camp. He was a three-time All-Conference USA selection at Louisville, leading the club in sacks in 1995 and 1997 and finishing second in 1996. He attended Lane Tech High School in Chicago, IL, where he set the school record for sacks in a season with 11 in 1992. He was also a four-year starter on Lane Tech's basketball team. Gholston was born April 30, 1975.

Deon Mitchell, a 5-10, 180-pound wide receiver from Northern Illinois, went to training camp with San Diego in 1999 but was released on July 22. He was signed by Dallas on Aug. 11 and released on Aug. 31. He signed to the Cowboys practice squad on Dec. 1. He spent the spring of 2000 playing for the Scottish Claymores of NFL Europe. He finished his collegiate career as NIU's all-time leader in all-purpose yards (4,732), kickoff return yards (2,439) and kickoff returns (100). He was also third in receptions (143) and fourth in receiving yards (1,951). He ranked fourth in the Mid American Conference in all-purpose yards (125.0 per game) and sixth in kickoff returns (23.8 avg.) as a senior. He was an all-state selection as a running back and corner-back at Wayne High School in Ft. Wayne, IN, while also competing on the track team. Charles Deon Mitchell, born April 30, 1976, was an economics major at Northern Illinois.


Beau Morgan, a 5-10, 203-pound safety from Air Force, went to training camp with Dallas in 1997 and 1998 but spent both seasons fulfilling his obligation to the U.S. Air Force. He went to camp with the Cowboys in 1999 but was released. He then signed to Dallas' practice squad, where he remained until he was placed on injured reserve Oct. 16 with a foot injury. He was moved from running back to safety during the spring of 2000. He finished his Air Force career with a school record 594 carries for 3,379 yards and 42 touchdowns while passing for 3,248 yards and 25 touchdowns. He was an all-WAC selection and Pacific Division Offensive Player of the Year as a senior after completing 95-of-180 passes for 1,210 yards and eight touchdowns while rushing for 1,498 yards on 225 carries. His rushing total established a school and NCAA Division 1-A season record for quarterbacks. He was an All-WAC selection as a junior, completing 90-of-169 passes for 1,165 yards and 12 touchdowns while rushing for 1,285 yards and 19 touchdowns on 229 carries. Morgan, born Aug. 4, 1975, led Trinity Christian Academy in Addison, TX, to state championships as a junior and senior and was named MVP of both championship games. He passed for over 5,000 yards and 70 touchdowns while rushing for 2,200 yards and 25 scores during his prep career. Morgan was born Aug. 4, 1975.



Joe Phipps, a 6-1, 220-pound linebacker from Texas Christian University, went to training camp with the Cowboys in 1999 but was released following camp. He then signed to Dallas' practice squad, where he spent the entire season. He played for the Berlin Thunder of NFL Europe during the spring of 2000. He finished his senior year at TCU with a team-high 95 tackles, eight tackles for losses, five sacks, four interceptions, three passes defended, three forced fumbles, three fumble recoveries and three blocked kicks. As a junior, he led the team with 90 tackles, five tackles behind the line of scrimmage, three forced fumbles, two sacks and two fumble recoveries. He recorded 18 tackles, two tackles for losses, a forced fumble, a pass defended and half a sack as a sophomore after posting three tackles as a freshman. He earned all-star honors playing on both sides of the football at Diboll, TX, High School, where he was also a member of the basketball and track teams. Joseph Phipps, a psychology major, was born on Nov. 1, 1975.

Greg Wilkins, a 6-3, 305-pound defensive tackle from Langston, went to training camp with the Cowboys in 1999, but was released Aug. 31. He signed to the Dallas practice squad on Dec. 1, where he spent the final five weeks of the season. He finished his collegiate career as a guard on Langston's offensive line in 1995. He was a defensive tackle as a junior, recording six tackles and two sacks after transferring to Langston from the University of Oklahoma. He was named the Big Eight Freshman of the Year in 1991 after recording 16 tackles and a sack in eight games as a reserve defensive end. He earned All-America, all-state, all-area and all-city honors as a senior at Chicago, IL, Vocational High School. He was also a two-time Chicago prep shot put and discus champion. The education major, born Nov. 1, 1973, played at the same high school as Pro Football Hall of Famer Dick Butkus.

Cowboys Draft Choices



Dwayne Goodrich

Cornerback

5'11" ★ 198 ★ 5/29/78

Tennessee

D-2 for '00 (49th overall)



After their starting cornerbacks missed a combined 11 games, including postseason, due to injuries in 1999, the Dallas Cowboys were looking to add quality depth to the secondary when they drafted Dwayne Goodrich with their first selection (second round) in the 2000 NFL Draft. Goodrich is a big, physical corner that comes to Dallas with a championship pedigree, having won the national championship as a junior at Tennessee. His size is not his only outstanding attribute, as he is a natural athlete that has good speed and an uncanny nose for the ball that allows him to make plays all over the field. He closed his collegiate campaign ranked eighth on the Volunteers all-time interception list, picking off 12 career passes playing in the pass oriented Southeastern Conference.

1999: Despite playing his entire senior season with a back injury suffered before the season began, Goodrich earned All-SEC honors after finishing the year with 34 tackles, six passes defended, three interceptions and a forced fumble. He started his senior season with a bang, registering five tackles and returning an interception 28 yards against Wyoming. The next week at Florida, he totaled four stops while deflecting two passes, and he posted three tackles and an interception against Memphis. He sat out the Auburn game due to a team suspension before returning against Georgia to record three tackles. Goodrich totaled two stops at Alabama before posting five stops, a tackle for a loss, and an interception against South Carolina. He tallied two stops against Notre Dame and at Arkansas before registering three tackles and a forced fumble at Kentucky. He closed the regular season with five tackles against Vanderbilt, and he recorded five tackles against Nebraska in the Fiesta Bowl.

1998: Goodrich was selected second-team All-SEC after leading the national champion Volunteers with 10 passes defended while finishing second with three interceptions and 41 tackles. He opened the season with three stops and a 26-yard kickoff return at Syracuse. He then totaled five stops against Houston and at Auburn. He posted two tackles and returned an interception 18 yards at Georgia. At South Carolina, Goodrich registered three tackles, two passes defended, a tackle for a loss and an interception. He tied his season-high with five tackles against Arkansas and Kentucky. He also set up a Vols touchdown by forcing a fumble against the Wildcats. He closed out the regular season with four tackles, a tackle for a loss and his third interception of the season against Vanderbilt. In the Fiesta Bowl against Florida State for the national championship, Goodrich tallied three tackles while returning an interception 54 yards for a touchdown to earn most valuable defensive player honors for the game.

1997: Goodrich finished his sophomore campaign seventh on the team with a career-high 45 tackles and second with a career-high four interceptions while starting 10-of-12 games. He



opened the season with five tackles and an interception against Texas Tech before posting five stops and a 41-yard kickoff return at Florida. Against Mississippi, he registered a career-high seven tackles while returning an interception 30 yards for a touchdown. Goodrich earned defensive player of the week honors from *College Sports News* after posting four tackles, two interceptions and a fumble recovery against Vanderbilt. After facing Nebraska in the Orange Bowl, Tennessee finished the year ranked seventh in the final Associated Press poll.

1996: Playing as a reserve cornerback as a true freshman, Goodrich finished his initial collegiate campaign with 17 tackles, a team-high four fumble recoveries and two interceptions for a Volunteer team that finished the year ranked ninth in the final Associated Press poll. He kicked off his college career by recording four stops and an interception against UNLV. Against Mississippi, he posted four tackles and recovered a fumble before recovering two fumbles and scoring on a 45-yard interception return against Arkansas. He registered three stops and a fumble recovery against Kentucky, and he recorded three tackles against Northwestern in the Florida Citrus Bowl.

PERSONAL: Dwayne Lewis Goodrich finished his senior season at H.L. Richards High School in Oak Lawn, IL, with 41 tackles, 18 passes defended and six interceptions to earn *Parade* All-America, *USA Today* All-America defensive team and *Prep Football Report* National Defensive Player of the Year accolades. Also a two-year starter at tailback, he rushed for 563 yards on 61 carries as a senior. His two-way play helped lead Richards High to 22 victories in his final 25 games. Goodrich competed on the Volunteer track team as a freshman and sophomore, posting career-best times of 10.5 in the 100 meters and 21.7 in the 200 meters.

GOODRICH'S TENNESSEE TOTALS

Year	Solo	Tackles Ast.	Tot.	Sacks	Tkl/ Loss	Passes Def.	For. Fum.	Fum. Rec.
1996	11	6	17	0.0	0(0)	0	0	4
1997	29	16	45	0.0	1(-2)	6	0	2
1998	26	15	41	0.0	2(-11)	10	0	0
1999	27	7	34	0.0	1(-4)	6	1	0
Totals	93	44	137	0.0	4(-17)	22	1	6

Year	Pass No.	Int. Yds.	Avg.	Long	TD
1996	2	45	22.5	45t	1
1997	4	47	11.8	30t	1
1998	3	14	4.7	18	0
1999	3	28	9.3	28	0
Totals	12	137	11.4	45t	2

Year	No.	Yds.	Avg.	Long	TD
1997	13	282	21.7	41	0
1998	1	26	26.0	26	0
1999	2	35	17.5	22	0
Totals	16	343	21.4	41	0



Kareem Larrimore

Cornerback

5'11" ★ 190 ★ 4/21/76

West Texas A&M

D-4 for '00 (109th overall)



How important is football to Kareem Larrimore? It may have saved him from the gangs and violence of South Central Los Angeles. But he didn't take the traditional route to the NFL. Wanting to play organized football as a senior in high school, Larrimore got off the streets and hit the books to get eligible. That one season of organized ball was enough to make him hungry. After spending a year after high school earning his GED, Larrimore spent two years playing junior college football in eastern Los Angeles before landing in Canyon, TX, at West Texas A&M. The first break in his tough life came with an invitation to the Blue-Gray and Senior Bowl all-star games. He went on to return a kickoff 99-yards for the first such touchdown in the 62-year history of the Blue-Gray game, but more importantly, he held his own against Division I receivers.

"Larrimore is from a small school, and frankly those kind of guys are very difficult to evaluate at times," said Larry Lacewell, Director of College and Pro Scouting. "But when he got a chance to play against the top players at the Blue-Gray and Senior Bowl games, he really impressed us with natural abilities."

A well-built pass defender who is very light on his feet, Larrimore can flat out fly. With a 4.34 timing, he had the third fastest time in the 40-yard dash at the NFL Scouting Combine. In Dallas, he will be given a chance to make an immediate impact on special teams as a return man and in nickel packages as a defensive back. Speed isn't his only game, as Larrimore is a very effective tackler who will take on blocks and get involved in run support. He also proved to be quite durable, starting all 21 games during his two-year career with the Buffs.

1999: Larrimore earned Little All-America first-team selection and was a first-team All-Lone Star Conference choice after recording 32 tackles, 10 passes defended and five interceptions. He returned those five picks for 109 yards, including a 74-yarder for a touchdown. As a kickoff returner, he added 318 yards on 15 returns (21.2 avg.). Larrimore began the season with an interception



against Central Arkansas. He then picked off a pair of passes against Angelo State, returning one 74 yards for a touchdown. He was credited with four pass deflections and five tackles against Tarleton State and added six more stops against Texas A&M-Kingsville. Against Eastern New Mexico, Larrimore recovered a partially blocked punt and added five tackles. For the second time in 1999, he logged two interceptions in a game with a pair of picks in the season finale against Abilene Christian, adding 35 yards in returns.

1998: Larrimore earned All-Lone Star Conference first-team honors while recording 34 tackles with four stops for losses of 10 yards. He also returned a pair of interceptions 90 yards, including one for a touchdown, and deflected seven passes. As a kickoff returner, he picked up 532 yards on 20 kickoff returns (26.6 avg.), taking one back the distance for a score. Against Texas A&M-Commerce in Larrimore's first game with the Buffs, he posted a season high six tackles and batted away a pair of passes. He returned a kickoff 100-yards for a touchdown and added four tackles against Panhandle State. His 100-yarder tied a school record first set by Ned Jolly against Hardin-Simmons in 1960 and matched by Clifford Douglas against Southwestern Oklahoma State in 1996. Larrimore posted his first multiple interception game with two thefts against Midwestern State University (home of Dallas Cowboys Training Camp), returning one 67 yards for a touchdown. He returned the other 23 yards to set up another score.

1996-97: Larrimore spent two seasons at Cerritos, CA, Junior College, where he earned first-team All-America honors as a sophomore.

PERSONAL: A standout defensive back and returner at Alain Locke High School in Los Angeles, CA, Kareem Maktrel Larrimore has four brothers and sisters.


LARRIMORE'S WEST TEXAS A&M STATISTICS

Year	Solo	Tackles Ast.	Tot.	Tkl/ Loss	Passes Def.	For. Fum.	Fum. Rec.
1998	17	17	34	4(-10)	7	0	0
1999	22	10	32	1(-2)	17	0	1
Totals	39	27	66	5(-12)	17	0	1

Pass Interceptions					Kickoff Returns				
Year	No.	Yds.	Avg.	Long	TD	Year	No.	Yds.	Avg.
1998	2	90	45.0	67	1	1998	20	532	26.6
1999	5	109	21.8	74	1	1999	15	318	21.2
Totals	7	199	28.4	74	2	Totals	35	850	24.3

Additional Statistics

Punt Returns: 1998 (4 returns, 6 yards); 1999 (1 return, -1 yard). Total - 5 returns, 5 yards.



Michael Wiley

Running Back

5'11" ★ 189 ★ 1/5/78

Ohio State

D-5 for '00 (144th overall)



An all-purpose player who has the capability to perform at either running back or as a receiver, Michael Wiley comes to the Cowboys after a very productive career as a playmaker at Ohio State. In four years in Columbus, Wiley had a hand in 35 touchdowns in the following fashion: rushing (27), receiving (five), passing (two) and kickoff returns (one). Although he started just two seasons for the Buckeyes, Wiley left Ohio State ranked seventh on the school's all-purpose yardage list with 4,194 yards. A tough competitor for a player of his size, Wiley's career totals include 2,951 rushing yards, good for seventh on the OSU all-time ground list. A solid route runner with good hands and 4.45 speed in the 40-yard dash, Wiley will be given the opportunity to earn a Dallas roster spot as a running back or receiver. As a ball carrier, he has excellent vision and burst, and he also has the ability to set up his blocks effectively. He could develop into a weapon pass catching as a nickel back in the NFL. A jack of all trades while in Columbus, Wiley completed an incredible 10-of-11 career passing attempts for 225 yards and two touchdowns while averaging 21.9 yards-per-kickoff return with a career-long 100 yard touchdown effort. He finished his days at Ohio State with career averages of 5.8 yards-per-rush and 11.3 yards-per-reception. Wiley averaged 7.7 yards every time he touched the ball in college.

1999: Wiley was a second-team All-Big Ten Conference selection after a senior season in which he led the Buckeyes in rushing with 952 yards and 10 touchdowns on 183 carries (5.2 avg.). He also added 14 receptions for 153 yards and a touchdown. He ended the season as the OSU leader in all-purpose yardage with an average of 101.6 yards-per-game. To further illustrate his versatility, Wiley also completed all five of his passing attempts for 123 yards and a score. He racked up 100-yard rushing days against UCLA (119), Minnesota (118) and Illinois (128), while nearing the century mark in games against Ohio University (98), Cincinnati (95) and Michigan (92). He also returned eight kickoffs for a 14.3-yard average and added five solo tackles on special teams.

1998: In his first season as a full-time starter at tailback, Wiley enjoyed his finest season as a



collegiate player. A first team All-Big Ten selection, he led the Buckeyes in rushing, second in the conference, with a career-high 1,258 yards on 198 carries for 10 touchdowns and a 6.2-yard rushing average. He also set career-high marks for receptions (27) and receiving yardage (200). In addition, Wiley returned six kickoffs for a 23.8-yard average. He turned in six 100-yard rushing games in a season that was highlighted by a 209-yard performance in a win over Missouri. That outing marked the 10th best individual game rushing performance in OSU history. He also topped the 100-yard mark against West Virginia (140), Toledo (151), Minnesota (119), Michigan State (100) and Michigan (120). Wiley was one of the brightest stars on an Ohio State team that finished 11-1 and defeated Texas A&M in the Sugar Bowl.

1997: As the backup tailback, Wiley picked up 588 yards rushing with six touchdowns and a 5.6-yard average. He also set a personal career-high standard for kickoff returns with a 26.6-yard average on 13 attempts. He rushed for 121 yards against Wyoming and threw an eight-yard scoring pass against Indiana. Wiley capped a productive sophomore season with a 100-yard kickoff return for a touchdown against Bowling Green.

1996: He appeared in 12 games as a true freshman as a reserve wide receiver for eight games and as a backup runner in four outings. He finished the year with 23 carries for 176 yards and six receptions for 194 yards.

PERSONAL: A consensus high school All-America at Monte Vista High School in San Diego, CA, Wiley ran for 3,417 career yards and 38 touchdowns. As a senior, he tallied 1,901 yards and 23 touchdowns on the ground en route to being ranked as the country's No. 2 running back prospect by *Bluechip Illustrated*. He earned four letters in football and track and three in basketball. Wiley was a National Football Foundation and College Hall of Fame Scholar athlete at Ohio State, where he majored in sociology.

WILEY'S OHIO STATE TOTALS

Year	Rushing				
	No.	Yds.	Avg.	Long	TD
1996	23	176	7.7	49t	1
1997	105	588	5.6	32	6
1998	198	1,235	6.2	76t	10
1999	183	952	5.2	69	10
Total	509	2,951	5.8	76t	27

Year	Kickoff Returns				
	No.	Yds.	Avg.	Long	TD
1996	1	12	12.0	12	0
1997	13	344	26.5	100t	1
1998	6	143	23.8	34	0
1999	8	114	14.3	24	0
Total	28	613	21.9	100t	1

Year	Receiving				
	No.	Yds.	Avg.	Long	TD
1996	6	194	32.3	60t	3
1997	9	83	9.2	24	0
1998	27	200	7.4	35	1
1999	14	153	10.9	27	1
Total	56	630	11.3	60t	5

Additional Statistics

Passing: 1997 (3-of-4 for 69 yards, one touchdown); 1998 (2-of-2 for 33 yards); 1999 (5-of-5 for 123 yards, 1 touchdown). Total - 10-of-11 for 225 yards, two touchdowns.
Special Teams Tackles: 1997 (1); 1998 (2); 1999 (2). Total - 5.



Mario Edwards

Cornerback

6'0" ★ 191 ★ 12/1/75

Florida State

D-6 for '00 (180th overall)



In evaluating Mario Edwards, the Dallas coaches and staff found a productive player who achieved at the highest level of collegiate competition. Edwards started two national championship games in his final two seasons with the Seminoles and played for FSU teams that finished the 1995, 1996, 1998 and 1999 seasons ranked No. 4, 3, 3 and 1 in the nation, respectively. As a senior, he helped the Seminoles to the national title with a win over Virginia Tech in the Sugar Bowl. Edwards is a big, strong corner with long arms and outstanding competitiveness. He has an aggressive style of play that should benefit him as he goes against some of the taller, more physical receivers in the NFL.

1999: Edwards was a first team All-Atlantic Coast Conference selection at left cornerback while helping the Seminoles to the national championship. He registered 19 tackles and a team-high nine pass deflections. Against Georgia Tech, he made a pair of third-down tackles, deflected a pass and forced a fumble. He had a season-high four passes defended against Virginia. He closed his career in style with three passes defended in Florida State's Sugar Bowl win over Virginia Tech that sealed the national title.

1998: In the most productive of his collegiate seasons, Edwards ranked eighth in the nation in interceptions with six for 109 yards in returns. He was a second-team All-Atlantic Coast Conference selection, and he helped the Seminoles to the No. 1 national ranking in pass defense. Edwards played in every game as a fourth-year junior, starting the final 10 outings at left corner. He led the team with 11 pass deflections and closed the year with 20 tackles. The Seminoles finished the year ranked third in the nation after falling to Tennessee in the national title game at the Fiesta Bowl. He set a school record, and tied the conference record, by registering four interceptions in one game



(vs. Wake Forest). He returned those four picks for a total of 60 yards against the Deacons. Edwards also returned a North Carolina interception 49 yards. Against Southern California, he batted away three passes and was in on a season-high five tackles.

1997: Edwards sat out his third year at Florida State as a redshirt.

1996: He played in every game his sophomore season as a reserve at right corner and finished the season with 14 tackles, three passes defended and a fumble recovery as the Seminoles finished the year with an 11-1 record and a No. 3 final ranking.


1995: As one of only six true freshmen to earn a varsity letter, Edwards recorded six tackles on a Florida State club that finished 10-2 and closed the year ranked fourth in the nation. He contributed on special teams with a blocked punt that he caught and returned 24 yards for a score against North Carolina.

PERSONAL: A social sciences major at Florida State, Edwards attended Pascagoula, MS, High School – the same school that produced former Florida State All-America corner Terrell Buckley. Edwards, a high school All-America choice, was one of the most highly regarded high school players in the country in 1995. He finished his high school career with a senior season that included 61 tackles, four interceptions and 14 pass deflections.

EDWARDS FLORIDA STATE TOTALS

Year	Solo	Tackles Ast.	Tot.	Tkl/ Loss	Passes Def.	For. Fum.	Fum. Rec.
1998	17	17	34	4(-10)	7	0	0
1995	5	1	6	1(-1)	0	0	0
1996	1	13	14	0(0)	3	0	1
1998	17	3	20	1(-1)	11	0	1
1999	15	4	19	0(0)	9	1	0
Totals	38	21	59	2(-2)	23	1	2

Pass Interceptions					
Year	No.	Yds.	Avg.	Long	TD
1998	6	109	18.2	49	0



Orantes Grant

Linebacker

6'0" ★ 225 ★ 3/18/78

Georgia

D-7 for '00 (219nd overall)



The selection of Orantes Grant by Dallas in the 2000 NFL Draft was a homecoming of sorts for the linebacker. He is now surrounded by fellow Bulldogs: his old position coach from 1997, George Edwards, is now his current position coach and fellow Georgia teammate Brandon Tolbert is now his fellow Cowboys' teammate. A two-time All-Southeastern Conference selection, Grant is an active and aggressive linebacker who was never one to shy away from contact. A starter his final three years at Georgia, his 312 career tackles rank 13th and his 190 career solo tackles rank seventh in the Bulldogs' record books. The only senior on the Georgia team to see action in all 44 games of his collegiate career, Grant proved to be a durable workhorse for Georgia. During his three years as a starter, Georgia posted a 27-9 record, won three consecutive bowl games and was a fixture in the Associated Press Top 20.

1999: A team captain as a senior, Grant was a Butkus Award and All-America candidate. While his numbers were off some from his junior season because of a change in defensive schemes, his importance to the defense was not. Grant finished second on the team with 69 tackles, enough to earn second team All-SEC honors, and he led the team with 46 solo stops. He had a season-high 13 tackles and a sack against Vanderbilt and added 10 more stops against Georgia Tech.

1998: An All-SEC selection as a junior, Grant led the Bulldogs with 120 tackles and was second on the team with six tackles for a loss. No other Georgia player had more than 100 tackles, and Grant had more unassisted tackles (80) than all but two of his teammates had total tackles. He recorded a career-high 22 tackles against Kentucky, including a fourth-down goal-line tackle on a Tim Couch bootleg. He recorded 14 tackles against Tennessee. In Georgia's 35-33 victory over Virginia in the 1998 Chick-fil-A Peach Bowl, Grant recorded five tackles.

1997: In his first year as a starter, Grant finished second on the team with 81 tackles from his weakside linebacker position. He also led the team with two forced fumbles. Against Arkansas State he recorded 10 tackles to start the season. He went on to record a season-high 12 tackles against Tennessee and later matched that total against Kentucky. In Georgia's 33-6 victory over Wisconsin in the 1998 Outback Bowl, Grant recorded three tackles.

1996: Grant saw action in all 11 games for the Bulldogs as a freshman, recording 42 tackles and three tackles for a loss.

PERSONAL: A first team all-state linebacker at Dunwoody High School in Atlanta, GA, Orantes Laquay Grant was also named to the Top 50 in Georgia list by the *Atlanta Journal-Constitution*. He



also earned the DeKalb County Defensive Player of the Year award from the *Dunwoody News* and *DeKalb Neighbor* for recording 130 tackles as a senior linebacker. He also carried the ball 78 times for 570 yards as a tailback. He was a three year starter, including one season at tight end on the 1993 undefeated state championship team. Grant majored in child and family development at Georgia, where he was a college teammate of Cowboys linebacker Brandon Tolbert and worked under Cowboys' linebackers coach George Edwards in 1997.

GRANT'S GEORGIA TOTALS

Year	Solo	Tackles		Tot.	Sacks	Tkl/Loss	QB Press.	Passes Def.	For. Fum.	Fum. Rec.
1996	23	19	-	42	0.0 (0)	3(-6)	-	1	0	0
1997	41	40	-	81	2.5 (-21)	5(-9)	3	2	0	0
1998	80	40	-	120	2.5 (-24)	6(-21)	5	5	2	1
1999	46	23	-	69	2.0 (-19)	3(-3)	3	2	0	0
Totals	190	122	-	312	7.0 (-64)	17(-39)	11	10	3	1

Rookie Free Agents

Corey Atkins, a 6-0, 235-pound linebacker from South Carolina, led USC with 102 tackles while totaling nine tackles for losses, two passes defended, two quarterback pressures, an interception, a forced fumble and a fumble recovery as a senior. As a junior, he posted 49 tackles, three tackles behind the line of scrimmage and two sacks after finishing third on the team with 77 tackles while also totaling six quarterback pressures, four tackles for losses, three sacks and a fumble recovery as a sophomore. He saw action on special teams and as a reserve linebacker as a freshman. He was granted a medical redshirt year in 1995. An all-conference selection as a linebacker and running back at Southside High School in Greenville, SC, Atkins rushed for 1,124 yards and 14 touchdowns in 1994 while also running the 100 meters for the track team. The theater major was born on Nov. 11, 1976.

Chrys Chukwuma, a 6-1, 229-pound running back from Arkansas, was the Razorbacks second leading rushing as a senior with 552 yards and eight touchdowns on 127 carries. As a junior, he led Arkansas with 870 rushing yards and eight scores on 149 carries (5.8 avg.). He had gained 186 yards and three touchdowns on 35 carries (5.3) in three plus games during his sophomore campaign before a back injury sidelined him for the remainder of the season. He established a school record for rushing yards by a freshman when he tallied 590 yards and five scores on 139 carries during his initial collegiate season. A three-year starter at Lanier High School in Montgomery, AL, he earned all-state and all-metro honors after rushing for 1,200 yards and 16 touchdowns on 150 carries as a senior. Chrysanthus, born May 12, 1978, also was a member of the track and baseball teams at Lanier.

Drew Cone, a 6-2, 213-pound wide receiver from Southern Arkansas, left SAU as the school's all-time receiving touchdown leader with 21. As a senior, he earned All-Gulf South Conference honors after registering 31 catches for 559 yards and seven touchdowns. He was also a member of the 'Riders basketball team as a senior, helping them gain a berth in the GSC post-season tournament. He led the football team in receiving as a junior, totaling 25 receptions for 501 yards and six scores. During his sophomore campaign, he caught 29 passes for 646 yards and seven touchdowns to lead the team in receiving. Born Feb. 27, 1977, Cone was a stand-out basketball player and receiver for Van Buren, AR, High School.

Adam Edwards, a 6-1, 215-pound safety from Oklahoma State, closed his senior campaign second on the Cowboys tackle chart with 57 tackles, three tackles for losses, two passes defended and an interception. He finished his junior season with 19 tackles while tying for the team lead with two interceptions. He moved from linebacker to strong safety as a sophomore and saw action in seven games. He was redshirted by OSU during his freshman year in 1995. He was a two-way starter at receiver and linebacker for Carl Albert High School in Midwest City, OK. He caught 29 passes for 656 yards and four touchdowns while registering 103 stops, three interceptions, three fumble recoveries and two forced fumbles as a senior to earn all-conference and all-district honors. He also broke the school record with 25 quarterback sacks. Born July 6, 1976, he lettered four times in football and twice in track at Carl Albert.

Aaron Fields, a 6-4, 243-pound defensive end from Troy State, ranked sixth on the Troy State tackle chart with 54 tackles as a senior. He also posted 21 quarterback pressures, 14 tackles for losses, seven sacks, three passes defended, a forced fumble and a fumble recovery. He totaled seven stops, three pressures, a sack and a tackle behind the line of scrimmage as a junior after transferring from Savannah State. Born Jan. 9, 1976, he was a standout on the Notasulga, AL, High School football team.

Jonathan Gray, a 6-4, 335-pound tackle from Texas Tech, helped lead the Red Raiders to averages of 149.5 rushing yards and 324.8 total yards-per-game during his senior campaign. His blocking helped two backs accumulate over 600 rushing yards each in 1999. He earned All-Big 12 honors after starting all 11 games during his junior campaign, and he started all 11 games at left tackle as a sophomore. He was redshirted in 1996 after sitting out his freshman



year to concentrate on academics. He was an all-district and all-city selection for Estacado High School in Lubbock, TX despite missing most of his senior season. Born Jan. 17, 1976, his uncle is Jerry Gray, former defensive back for the Rams, Oilers and Buccaneers.

Troy Hambrick, a 6-1, 235-pound running back from Savannah State, totaled 1,189 rushing yards and 18 touchdowns on 183 carries (6.5 yards-per-rush, 108.1 yards-per-game) while catching 14 passes for 111 yards in his only season at SSU. He transferred to Savannah State from South Carolina, where he led the team with 701 yards and four touchdowns on 144 carries as a junior. As a sophomore, he led the team with 604 yards and five scores on 115 carries (5.3 avg.) playing as a reserve. He carried the ball 43 times for 281 yards and five touchdowns as a freshman and became the first freshman in school history to rush for 100-yards in consecutive games when he posted 120 against Florida and 135 at Clemson to close the season. He earned all-state honors and was named Sunshine Athletic Conference Player of the Year after rushing for 1,731 yards and 36 touchdowns his senior season at Pasco, FL, High School. Born Nov. 6, 1976, Hambrick's brother is Cowboys linebacker Darren Hambrick, and his uncle is former major league pitcher Jim "Mudcat" Grant.

Jon Hilbert, a 6-2, 222-pound kicker from Louisville, finished his senior season with a career-high 73 points on 11-of-18 field goals and 40-of-43 extra points. As a junior, he established a school record by connecting on 50-of-53 PATs while hitting five-of-eight field goal attempts to finish third on the team with 65 points. He converted six-of-seven field goal attempts and 23-of-24 extra point attempts as a sophomore after making his only extra point attempt as a freshman. He spent the fall of 1995 rehabilitating a knee injury after not seeing any game action in 1994. He earned all-state, all-conference and all-area honors as a senior at Boonville, IN, High School after averaging 43.9 yards-per-punt. Born July 15, 1975, he received his degree in sports administration from Louisville.

Damon Hodge, a 6-1, 192-pound wide receiver from Alabama State, is ASU's all-time leading receiver with 176 career receptions, breaking the old mark during his junior campaign. He closed his senior year with 38 catches for 486 yards and three touchdowns despite catching passes from four different quarterbacks. He earned All-SWAC honors after catching 83 balls for 1,023 yards and nine touchdowns as a junior. As a sophomore, he totaled 53 catches for 737 yards and nine touchdowns after catching two passes for 34 yards as a freshman in 1996. The physical education major, born Feb. 16, 1977, lettered six times in two sports for A.L. Johnson High School in Thomaston, AL.

George Hudson, a 6-4, 311-pound guard from New Mexico State, was named All-Big West after helping the Aggie running game average 234.8 yards-per-game as a senior to rank ninth in the nation. The NMSU offense also recorded four games of at least 400-yards of total offense, including two 500-yard plus performances, in 1999. As a junior, he was part of an offensive line that led the way for the nation's seventh rated rushing offense, averaging 253.6 rushing yards-per-game. The 1997 Aggie offense averaged 203.6 rushing yards-per-game to lead the Big West Conference, an improvement from the 120.2 rushing yards averaged during his freshman campaign. Hudson started the last 41 games he played for NMSU. Born, Nov. 10, 1976, he was a member of the Beamsville High School football team in Vineland, Ontario, Canada that finished his senior season undefeated and won the league championship.

J.J. Huggins, a 6-3, 245-pound tight end from Alabama State, finished second on the team in receiving and all purpose yards as a senior in 1998 when he totaled 593 yards and six touchdowns on 42 receptions. He closed his junior campaign with 15 receptions for 196 yards and a touchdown after seeing action as a quarterback and tight end as a sophomore. He caught eight passes for 94 yards and a touchdown in 1996 while completing 25-of-69 passes for 395 yards, three touchdowns and three interceptions. He also ran for a score. He finished his freshman season with six receptions for 94 yards. He was a three-sport star at Northwest High School in Zachary, LA, earning all-district honors in football and all-state honors in basketball. Johnny Huggins, Jr., a computer science major, was born March 29, 1976.

Al Jackson, a 6-3, 306-pound guard from Louisiana State, was part of an LSU offensive line that led the way for Rondell Mealey to rush for 637 yards during Jackson's senior year. The line also helped quarterback Josh Booty throw for 1,830 yards. Jackson started five games at left guard as a junior, seeing action on 304 offensive plays. He missed four games in 1998 due to a sprained knee. He started 11 games at left tackle during his sophomore season after having injury problems during two-a-day practices. He opened his collegiate career seeing action in five games as a reserve lineman during his rookie campaign. He was a member of the USA Today All-USA team and earned All-America honors from *SuperPrep* magazine after helping lead Moss Point, MS, High School to a 12-1 record during his final prep season. Alcender O'Neal Jackson was a two-time Class 5A all-state selection. Born May 18, 1977, he is married to the former LeQuinta Tolbert.

Keith Jackson, a 6-4, 319-pound defensive tackle from Cheyney University, earned All-Pennsylvania State Athletic Conference honors after establishing a school record with 18 sacks. He also totaled 64 tackles, 30 tackles for losses, 27 quarterback pressures, eight passes defended, three forced fumbles and two fumble recoveries. He earned All-PSAC East honors after recording 63 stops, 21 pressures, 17 tackles behind the line of scrimmage, 12 sacks,



five pass deflections, two forced fumbles and two fumble recoveries as a junior. He registered 61 tackles, 23 pressures, 20 tackles for losses, 11.5 sacks, two forced fumbles and a fumble recovery in his first season of football. He did not play football during his freshman year of 1996. He was a two-time letterman on the Philadelphia, PA, Regional High School basketball team, earning all-star honors as a senior. The recreation major spent two years working in landscaping after high school before enrolling at Cheyney. He was born April 16, 1975.

Sean Key, a 5-11, 185-pound safety from Florida State, played in the same FSU secondary as Cowboys sixth-round draft choice Mario Edwards. Key closed out his senior season with the Seminoles with 47 tackles, two interceptions, a forced fumble and a fumble recovery. Despite not starting a game, he finished his junior campaign with 52 stops, the second highest total by a Seminole defensive back. He also totaled three tackles for losses, three passes defended, two interceptions and two forced fumbles in 1998. He was redshirted in 1997 after registering 33 tackles, three pass deflections and a tackle for a loss as a sophomore in 1996. He was only one of six true freshmen to see playing time in 1995, totaling 13 tackles while seeing action in eight games as a reserve. He earned all-state honors as a senior at American High School in Hialeah, FL, after intercepting six passes, returning one 102 yards for a touchdown, while triple jumping 47 feet for the Patriots' track team. The criminology major was born on June 25, 1977.

Micah Knorr, a 6-2, 193-pound punter from Utah State, was the Aggies placekicker throughout his collegiate career, connecting on 12-of-21 field goal attempts and 36-of-37 PATs as a senior in 1996. He earned All-Big West honors as a junior after being successful on 12-of-19 field goals – tying for the league lead – and 25-28 extra points. He led the team with 63 points on 15-of-20 field goal attempts and 18-of-18 PATs while averaging 37.3 yards on 10 punts as a sophomore. During his freshman campaign, he punted 33 times for a 38.6 yard average while also making his only extra point attempt and missing his two field goal attempts. He earned all-CIF honors as a junior and senior at Orange, CA, High School, where he averaged 42 yards-per-punt as a senior. He participated in the Orange County North-South All-Star Game following his senior season. The history major, born Jan. 9, 1975, scored 81 points during his prep career on 42-of-47 PATs and 12-of-27 field goal tries during his prep career.

Rian Lindell, a 6-3, 241-pound kicker from Washington State, finished his collegiate career fourth on the WSU career scoring list with 206 points. He finished his senior campaign making 12-of-16 field goal attempts and 28-of-28 point after tries, marking his 53rd consecutive successful PAT. As a junior, he converted 25-of-25 extra points and eight-of-17 field goal attempts after leading the team with 96 points – fourth best total in school history – on 58-of-60 PATS and 12-of-17 field goals as a sophomore. His extra point attempts and conversions in 1997 both established school records. He did not see any action as a freshman after being redshirted as a walk-on in 1995. The biology/pre-dental major played kicker, tight end and defensive end at Mountain View High School in Vancouver, WA, earning the team's defensive MVP and Mr. Special Teams honors while earning all-league honors at defensive end and kicker. Lindell, born Jan. 20, 1977, was also a member of the Mountain View baseball team, earning all-state, league MVP and team MVP honors as a third baseman and pitcher.

Tony Ortiz, a 6-0, 225-pound linebacker from Nebraska, totaled 44 tackles, seven tackles for losses, five quarterback pressures, three sacks, three forced fumbles, two fumble recoveries and an interceptions during his senior campaign. He registered 46 tackles, nine tackles behind the line of scrimmage, two passes deflected, a sack and a forced fumble as a junior. During his sophomore season, he tallied 32 stops, six tackles for losses, 3.5 sacks and two fumble recoveries. After redshirting as a freshman in 1995, he posted 10 tackles, a sack and a tackle for a loss as a redshirt freshman. He was a two-way star for Crosby High School in Waterbury, CT, totaling 104 stops, eight sacks, four forced fumbles, three fumble recoveries and an interception as a linebacker and rushed for 1,638 yards and 30 touchdowns as a running back during his senior season. He set a state record in winning the 100-meters (10.53) and 110-meter hurdles (14.24) at the 1994 state track meet. Born July 3, 1977, he also won the six-state regional New England gold medal in the 100-meters and 110-meter hurdles.

Otis Pitts, a 6-1, 301-pound defensive tackle from Louisiana Tech, finished fifth on the team with 53 tackles while leading the team with eight tackles for losses and tying for the team lead with three and a half sacks as a senior. As a junior, he led the team with nine tackles behind the line of scrimmage while tying for the team lead with four sacks and recording 50 tackles. He played in eight games, missing three with a knee injury, as a sophomore and totaled 43 tackles, four tackles for losses and a sack. He played in 11 games as a freshman in 1996, finishing with 25 tackles, six stops behind the line of scrimmage and a sack after sitting out the 1995 season. Otis Ray Pitts, Jr. was a member of the football and track teams for Airline High School in Bossier City, LA, where he helped lead the football team to a district championship as a sophomore. He was born on April 27, 1976.

Phillip Rogers, a 6-1, 226-pound running back from Georgia Tech, totaled 310 yards and eight touchdowns on 72 carries as a senior before missing the last six games of the season with a deep thigh bruise that required surgery. He was the Yellow Jackets second-leading rusher with 466 yards and two touchdowns on 117 carries as a junior, while also catching nine passes for 144 yards. He was Tech's fourth-leading rusher as a sophomore with 256 yards and



three touchdowns on 73 carries. He was a medical redshirt in 1996 with a pinched nerve in his neck. He ranked fourth on the team with 232 yards and two touchdowns on 62 carries as a true freshman in 1995. He earned all-state honors after rushing for 1,758 yards and 22 touchdowns and catching 14 passes for 280 yards as a senior at St. Pius X High School in East Point, GA. He was also named offensive player of the year in DeKalb County. Phillip Fredrick Rogers, born March 15, 1977, lettered three times in football and twice in track for St. Pius, setting the school record in the discus. He majored in management at Georgia Tech.

Tim Seder, a 5-9, 180-pound kicker from Ashland University, finished his collegiate career as Ashland's career leader in field goals made (41) while ranking fourth in career points (204). He is also the school record holder with three field goals made in a game, a feat he accomplished seven times. He closed his senior year (1997) by connecting on 14-of-19 field goal attempts and 22-of-24 PATs. As a junior in 1996, he was good on 13-of-20 field goal tries and 15-of-16 extra point attempts. He was also the starting center fielder for Ashland's baseball team. Seder was a health and physical education teacher and football, baseball and freshman basketball coach at Lucas High School in Ashland, OH, the past two years. He was a football and baseball standout at Ashland High School.

Bryant Shaw, a 6-3, 287-pound defensive end from Mississippi College, led the team his senior season with 20 tackles for losses while totaling 48 tackles, four sacks, three passes defended and two forced fumbles. He started 10 games and totaled 41 tackles, six tackles for a loss, four sacks, three forced fumbles and three pass deflections as a junior. He was a member of the Dean's List and was academic All-America Southwest Conference in 1998. As a sophomore, he tallied 22 tackles, four tackles behind the line of scrimmage, two sacks, a fumble recovery and an interception after totaling 12 tackles, two tackles for losses and a sack in seven games – five starts – as a freshman. He earned all-bay, all-region and Mr. Inspiration honors while serving as the defensive team co-captain as a senior at Ocean Springs, MS, High School. The history major was born on July 17, 1978.

Chad Slaughter, a 6-7, 320-pound tackle from Alcorn State, earned All-Southwestern Athletic Conference, AFCA All-America and team MVP honors as a senior. He was also a member of the Alcorn State basketball and track teams in 1999, helping the basketball team win the NCAA National Black Championship. As a junior, he was part of an offensive line which helped the Braves rank second in the SWAC in total offense and led the way for the first 1,000-yard running back since the 1980 season. He also averaged 5.9 rebounds and 4.3 points-per-game for the basketball team. He was listed as one of the coaches most improved linemen during his sophomore campaign after seeing limited action as a rookie. He was an all-district selection as a senior at Kimball High School in Dallas, TX. The industrial technology was born on June 4, 1978.

Clint Stoerner, a 6-2, 210-pound quarterback from Arkansas, closed his collegiate career owning every Razorback career passing record, as well as school record for total career offense and career touchdowns. He was also the only Hog signal caller in school history to pass for over 300 yards in a game four times. He finished his senior season 177-of-317 for 2,293 and 19 touchdowns, registering the second highest completion and attempt totals in school history. As a junior, he completed 167-of-312 passes for 2,629 yards and 26 touchdowns, and he totaled 2,347 yards and two scores on 173-of-357 passing as a sophomore. He was 11-of-37 for 153 yards as a true freshman. He earned all-district honors after completing 148-of-247 passes for 2,416 yards and 28 touchdowns as a senior at Lee High School in Baytown, TX. Stoerner, who earned all-district honors in baseball, was a receiver until his senior campaign at Lee. The small business management major, born Dec. 29, 1977, was on the 1997 SEC Academic Honor Roll.

James Tenner, a 6-2, 345-pound guard from Alcorn State, helped lead the Braves to 162.5 rushing yards and 401.5 total yards-per-game while helping lead Rodney Thomas to 1,357 rushing yards during his final collegiate campaign in 1998. As a sophomore in 1997, he was part of an offensive line that led the Alcorn running game to 118.5 yards-per-game. He stepped in and started all 11 games as a true freshman and helped the Braves roll up 117.5 rushing yards-per-game. He lettered in football and track at North Little Rock, AR, High School, leading the football team to an undefeated district record as a senior. The industrial technology major was born Jan. 24, 1976.



2000 Rookie and First-Year Roster

NO	NAME	POS	HGT	WGT	BIRTH- DATE	NFL EXP	COLLEGE	HOW ACQ.
13	Anderson, Morris	WR	6-1	194	2/22/77	1	Baylor	FA-00
48	Atkins, Corey	LB	6-0	235	11/11/76	R	South Carolina	FA-00
36	Black, Michael	RB	5-11	206	5/3/74	1	Washington State	FA-00
60	Brymer, Chris	C/G	6-3	300	11/29/74	1	Southern Cal	FA-99
10	Cantrell, Barry	P	6-1	195	11/2/76	1	Fordham	FA-00
34	Chukwuma, Chrys	RB	6-1	229	5/12/78	R	Arkansas	FA-00
14	Cone, Drew	WR	6-2	213	2/27/77	R	Southern Arkansas	FA-00
24	Edwards, Adam	S	6-1	215	7/6/76	R	Oklahoma State	FA-00
27	Edwards, Mario	CB	6-0	191	12/1/75	R	Florida State	D6-00
97	Fields, Aaron	DE	6-4	243	1/9/76	R	Troy State	FA-00
61	Garmon, Kelvin	G	6-2	329	10/26/76	1	Baylor	D7-99
92	Gholston, Kendrick	DE	6-4	279	4/30/75	1	Louisville	FA-99
23	Goodrich, Dwayne	CB	5-11	198	5/29/78	R	Tennessee	D2-00
46	Grant, Orantes	LB	6-0	225	3/18/78	R	Georgia	D7-00
74	Gray, Jonathan	T	6-4	335	1/17/76	R	Texas Tech	FA-00
35	Hambrick, Troy	RB	6-1	235	11/6/76	R	Savannah State	FA-00
3	Hilbert, Jon	K	6-2	222	7/15/75	R	Louisville	FA-00
16	Hodge, Damon	WR	6-1	192	2/16/77	R	Alabama State	FA-00
62	Hudson, George	G	6-4	311	11/10/76	R	New Mexico State	FA-00
49	Huggins, J.J.	TE	6-3	245	3/29/76	R	Alabama State	FA-00
71	Jackson, Al	G	6-3	306	5/18/77	R	Louisiana State	FA-00
65	Jackson, Keith	DT	6-4	319	4/16/75	R	Cheyney University, PA	FA-00
20	Kaiser, Jason	S	6-0	190	11/9/73	1	Culver-Stockton	FA-99
40	Key, Sean	S	5-11	185	6/25/77	R	Florida State	FA-00
4	Knorr, Micah	P	6-2	193	1/9/75	R	Utah State	FA-00
41	Larrimore, Kareem	CB	5-11	190	4/21/76	R	West Texas A&M	D4-00
17	Lindell, Rian	K	6-3	241	1/20/77	R	Washington State	FA-00
19	Mitchell, Deon	WR	5-10	180	4/30/76	1	Northern Illinois	FA-99
32	Morgan, Beau	S	5-10	203	8/4/75	1	Air Force	FA-99
45	Ortiz, Tony	LB	6-0	225	7/3/77	R	Nebraska	FA-00
51	Phipps, Joe	LB	6-1	220	11/1/75	1	Texas Christian	FA-99
68	Pitts, Otis	DT	6-1	301	4/27/76	R	Louisiana Tech	FA-00
37	Rogers, Phillip	RB	6-1	226	3/15/77	R	Georgia Tech	FA-00
6	Seder, Tim	K	5-9	180	9/17/74	R	Ashland University	FA-00
67	Shaw, Bryant	DE	6-3	287	7/17/78	R	Mississippi College	FA-00
72	Slaughter, Chad	T	6-7	320	6/4/78	R	Alcorn State	FA-00
5	Stoerner, Clint	QB	6-2	210	12/29/77	R	Arkansas	FA-00
63	Tenner, James	G	6-2	345	1/24/76	R	Alcorn State	FA-00
30	Tramel, Jasmine	S	5-11	198	7/17/76	R	Mississippi Valley St.	FA-00
91	Underwood, Dimitrius	DE	6-6	276	3/29/77	1	Michigan State	FA-00
33	Wiley, Michael	RB	5-11	189	1/5/78	R	Ohio State	D5-00
99	Wilkins, Greg	DL	6-4	305	11/1/73	1	Langston	FA-99



Dallas Cowboys 2000 Veterans Roster

Players

NO	NAME	POS	HGT	WGT	BIRTH- DATE	NFL EXP	COLLEGE	HOW ACQ.
76	Adams, Flozell	T	6-7	335	5/18/75	3	Michigan State	D2-98
8	Aikman, Troy	QB	6-4	220	11/21/66	12	UCLA	D1-89
29	Akins, Chris	S	5-11	195	11/29/76	2	Arkansas-Pine Bluff	FA-99
73	Allen, Larry	G	6-3	326	11/27/71	7	Sonoma State	D2-94
55	Bordano, Chris	LB	6-1	241	12/30/74	3	Southern Methodist	T(N.O.)-00
58	Bowden, Joe	LB	5-11	235	2/25/70	9	Oklahoma	UFA(Ten.)-00
18	Brazzell, Chris	WR	6-2	193	5/22/76	2	Angelo State	FA-99
52	Coakley, Dexter	LB	5-10	228	10/20/72	4	Appalachian State	D3a-97
7	Cunningham, Randall	QB	6-4	215	3/27/63	15	Nevada-Las Vegas	FA-00
64	Diaz, Jorge	G	6-4	315	11/15/73	5	Texas A&M-Kingsville	FA-00
96	Ekuban, Ebenezer	DE	6-3	265	5/29/76	2	North Carolina	D1-99
98	Ellis, Greg	DE	6-6	286	8/14/75	3	North Carolina	D1-98
69	Fricke, Ben	G/C	6-0	295	11/3/75	2	Houston	FA-99
84	Galloway, Joey	WR	5-11	188	11/20/71	6	Ohio State	T(Sea.)-00
54	Hambrick, Darren	LB	6-2	227	8/30/75	3	South Carolina	D5a-98
88	Harris, Jackie	TE	6-4	250	1/4/68	11	Northeast Louisiana	UFA(Ten.)-00
38	Hawthorne, Duane	CB	5-10	175	8/26/76	2	Northern Illinois	FA-99
70	Hellestrae, Dale	G/C	6-5	291	7/11/62	16	Southern Methodist	T(Raid)-90
95	Hennings, Chad	DT	6-6	291	10/20/65	9	Air Force	D11-'88
66	Hutson, Tony	G/T	6-3	317	3/13/74	4	N.E. Oklahoma State	FA-97
81	Ismail, Raghib	WR	5-11	190	11/18/69	8	Notre Dame	UFA(Car.)-99
11	Justin, Paul	QB	6-4	211	5/19/68	6	Arizona State	UFA(SIL)-00
89	LaFleur, David	TE	6-7	272	1/29/74	4	Louisiana State	D1-97
78	Lett, Leon	DT	6-6	290	10/12/68	10	Emporia State	D7-91
86	Lucky, Mike	TE	6-6	273	11/23/75	2	Arizona	D7a-99
83	McGarity, Wane	WR	5-8	197	9/30/76	2	Texas	D4a-99
82	McKnight, James	WR	6-1	198	6/17/72	7	Liberty	T(Sea.)-99
47	McNeil, Ryan	CB	6-2	192	10/4/70	8	Miami, Fla.	UFA(Cle.)-00
94	Myers, Michael	DL	6-2	288	1/20/76	3	Alabama	D4-98
39	Neufeld, Ryan	FB	6-4	240	11/22/75	2	UCLA	FA-99
59	Nguyen, Dat	LB	5-11	231	9/25/75	2	Texas A&M	D3-99
75	Noble, Brandon	DT	6-2	285	4/10/74	2	Penn State	FA-99
85	Ogden, Jeff	WR	6-0	190	2/22/75	3	Eastern Washington	FA-98
77	Page, Solomon	T	6-5	321	2/27/76	2	West Virginia	D2-99
43	Reese, Izell	S	6-2	190	5/7/74	3	Alabama-Birmingham	D6-98
80	Roche, Brian	TE	6-5	260	5/5/73	4	San Jose State	FA-00
56	Russ, Bernard	LB	6-1	238	11/4/73	3	West Virginia	FA-00
22	Smith, Emmitt	RB	5-9	209	5/15/69	11	Florida	D1-90
26	Smith, Kevin	CB	5-11	190	4/7/70	9	Texas A&M	D1a-92
90	Spellman, Alonzo	DL	6-4	292	9/27/71	8	Ohio State	FA-99
53	Stepnoski, Mark	C	6-2	265	1/20/67	12	Pittsburgh	UFA(Ten.)-99
31	Teague, George	S	6-1	196	2/18/71	8	Alabama	FA-98
44	Thomas, Robert	FB	6-1	252	12/1/74	3	Henderson State	FA-98
50	Tolbert, Brandon	LB	6-3	230	4/6/75	3	Georgia	FA-98
87	Tucker, Jason	WR	6-1	182	6/24/76	2	Texas Christian	FA-99
42	Warren, Chris	RB	6-2	227	1/24/68	11	Ferrum	FA-98
25	Williams, Charlie	CB	6-0	204	2/2/72	6	Bowling Green	D3-95
79	Williams, Erik	T	6-6	311	9/7/68	10	Central State, Ohio	D3c-91
28	Woodson, Darren	S	6-1	219	4/25/69	9	Arizona State	D2b-92
57	Wortham, Barron	LB	5-11	245	11/1/69	7	Texas-El Paso	FA-00
93	Zellner, Peppi	DE	6-5	257	3/14/75	2	Fort Valley State	D4b-99



Cowboys All-Time Roster

HEAD COACHES

Years	Head Coach	Regular Season				Postseason			Total			
		Won	Lost	Tied	Pct.	Won	Lost	Pct.	Won	Lost	Tied	Pct.
1960-88	Tom Landry	250	162	6	.605	20	16	.556	270	178	6	.601
1989-93	Jimmy Johnson	44	36	0	.550	7	1	.875	51	37	0	.580
1994-97	Barry Switzer	40	24	0	.625	5	2	.714	45	26	0	.634
1998-99	Chan Gailey	18	14	0	.563	0	2	.000	18	16	0	.529

ASSISTANT COACHES

Alexander, Hubbard, 1989-97
 Allen, Ermal, 1962-83
 Armstrong, Neill, 1982-89
 Avezzano, Joe, 1990-99
 Bates, Bill, 1998-99
 Bates, Jim, 1996-99
 Berry, Raymond, 1968
 Blake, John, 1993-95
 Boller, Craig, 1995-97
 Brodsky, Joe, 1989-97
 Campo, Dave, 1989-99
 Dahms, Tom, 1960-62
 Davis, Butch, 1989-94
 Dimancheff, Babe, 1960-62
 Ditka, Mike, 1973-81
 Ecklund, Brad, 1960-63
 Eddy, Jim, 1993-95
 Edwards, George, 1998-99
 Erkenbeck, Jim, 1987-88
 Ford, Robert, 1991-97
 Franklin, Bobby, 1968-72
 Geis, Buddy, 1998-99
 Gillman, Sid, 1972
 Hackett, Paul, 1986-88
 Hart, Tommy, 1996-97
 Hickey, Red, 1964
 Hoffman, Steve, 1989-99
 Houck, Hudson, 1993-99
 Hughes, Ed, 1973-76
 Jeffcoat, Jim, 1998-99
 Juraszek, Joe, 1997-99
 Lavan, Al, 1980-88
 Lowry, Alan, 1982-90
 Mackovic, John, 1981-82
 Meeks, Ron, 1991
 Miles, Les, 1998-99
 Myers, Jim, 1962-86
 Nolan, Dick, 1962-67, 1982-90
 Painter, Dwain, 1998-99
 Pendergast, Clancy, 1996-99
 Reeves, Dan, 1970-80
 Reilly, Jack, 1997
 Renfro, Ray, 1968-72
 Rhome, Jerry, 1989
 Robinson, Tommie, 1998-99
 Roy, Alvin, 1973-75
 Shelmon, Clarence, 1998-99
 Shofner, Jim, 1983-85
 Shula, Dave, 1989-90
 Slowik, Bob, 1992
 Solari, Mike, 1987-88
 Stallings, Gene, 1972-85
 Stautner, Ernie, 1966-88
 Tubbs, Jerry, 1966-88
 Turner, Norv, 1991-93
 Wannstedt, Dave, 1989-92
 Ward, Bob, 1976-89
 Wise, Tony, 1989-92
 Woicik, Mike, 1990-96
 Zampese, Ernie, 1994-97
 Zimmer, Mike, 1994-99

PLAYERS

A

50 Abrams, Bobby, LB, Michigan, 1992-93
 21 Adams, David, RB, Arizona, 1987
 76 Adams, Flozell, G/T, Michigan State, 1998-99
 24 Adams, Vashone, S, Eastern Michigan, 1999
 26 Adderley, Herb, CB, Michigan State, 1970-72
 23 Adkins, Margene, WR, Henderson J.C., 1970-71
 34 Agee, Tommie, FB, Auburn, 1990-94
 8 Aikman, Troy, QB, UCLA, 1989-99
 29 Akins, Chris, S, Arkansas-Pine Bluff, 1999
 36 Albritton, Vince, S/LB, Washington, 1984-91
 87 Alexander, Ray, WR, Florida A&M, 1988-89
 31 Allen, Gary, RB, Hawaii, 1983-84
 73 Allen, Larry, G/T, Sonoma State, 1994-99
 19 Alworth, Lance, WR, Arkansas, 1971-72
 96 Anderson, Antonio, DT, Syracuse, 1997-98
 66 Andrie, George, DE, Marquette, 1962-72
 81 Ankrom, Scott, WR, Texas Christian, 1989
 10/35 Armstrong, Jimmy, DB, Appalachian State, 1987
 81 Armstrong, Tyji, TE, Mississippi, 1996
 64 Arneson, Jim, C/G, Arizona, 1973-74
 78 Asher, Bob, T, Vanderbilt, 1970
 76 Aughtman, Dowle, OL, Auburn, 1984
 89 Awalt, Rob, TE, San Diego St., 1990-91

B

33 Babb, Gene, LB/RB, Austin College, 1960-61
 53 Babinecz, John, LB, Villanova, 1972-73
 23 Bailey, Robert, CB, Miami, Fla., 1995
 66 Baker, Jesse, DE, Jacksonville State, 1986
 10 Baker, Jon, K, Arizona State, 1995
 38 Baker, Sam, P/K, Oregon State, 1962-63
 62 Baldinger, Brian, OL, Duke, 1982-84, 1986-87
 87 Banks, Gordon, WR, Stanford, 1985-87
 80 Barksdale, Rod, WR, Arizona, 1987
 31 Barnes, Benny, DB, Stanford, 1972-82
 80 Barnes, Gary, WR, Clemson, 1963
 56 Barnes, Reggie, LB, Oklahoma, 1995
 56 Barnes, Rodrigo, LB, Rice, 1973-74
 81 Bateman, Marv, P, Utah, 1972-74
 40 Bates, Bill, S, Tennessee, 1983-97
 68 Batiste, Michael, DT/G, Tulane, 1995
 46 Baynham, Craig, RB, Georgia Tech, 1967-69
 11 Belden, Bob, QB, Notre Dame, 1969-70
 91 Benson, Darren, DT, Trinity Valley C.C., 1995-98
 20 Bercich, Bob, S, Michigan State, 1960-61
 76 Bethea, Larry, DL, Michigan State, 1978-83
 7 Beuerlein, Steve, QB, Notre Dame, 1991-92
 36 Bielski, Dick, TE, Maryland, 1960-61
 29 Billups, Terry, CB, North Carolina, 1998
 44 Bishop, Don, CB, CCLA, 1960-65
 86 Bjornson, Eric, TE, Washington, 1995-99
 24 Blackwell, Alois, RB, Houston, 1978-79
 89 Blackwell, Kelly, TE, Texas Christian, 1993
 46 Blake, Ricky, RB, Alabama A&M, 1991
 28 Blount, Alvin, RB, Maryland, 1987
 68 Boeke, Jim, T, Heidelberg, 1964-67
 18 Boniol, Chris, K, Louisiana Tech, 1994-96
 87 Borden, Nate, DE, Indiana, 1960-61
 84 Borresen, Rich, TE, Northwestern, 1987
 51 Braatz, Tom, LB, Marquette, 1960
 77 Bradfute, Byron, T, Southern Mississippi, 1960-61



1 Brady, Kerry, K, Hawaii, 1987

82 Brazzell, Chris, WR, Angelo State, 1999

53 Breunig, Bob, LB, Arizona State, 1975-84

21/23/29 Brice, Alundis, CB, Mississippi, 1995-96

43 Briggs, Greg, S, Texas Southern, 1995

63 Brinkley, Lester, DL, Mississippi, 1990

36 Brinson, Larry, RB, Florida, 1977-79

77 Brock, Clyde, DT, Utah State, 1962-63

99 Brooks, Kevin, DT, Michigan, 1985-88

82 Brooks, Macey, WR, James Madison, 1997

44 Brooks, Michael, S, No. Carolina St., 1990

62 Brotzki, Bob, T, Syracuse, 1988

79 Broughton, Willie, DT, Miami, Fla., 1989-90

33 Brown, Eric, DB, Savannah State, 1989

59 Brown, Guy, LB, Houston, 1977-82

24/34 Brown, Larry, CB, Texas Christian, 1991-95, 1998

31 Brown, Otto, DB, Prairie View, 1969

59/50 Brownlow, Darrick, LB, Illinois, 1991, 1994

60 Brymer, Chris, C/G, Southern Cal, 1999

22 Bullocks, Amos, RB, Southern Illinois, 1962-64

15/89/82 Burbage, Cornell, WR, Kentucky, 1987-89

60 Burkett, Jackie, LB, Auburn, 1968-69

73 Burnette, Dave, T, Central Arkansas, 1987

52 Burton, Ron, LB, North Carolina, 1987-89

22 Butler, Bill, S, Tenn. Chattanooga, 1960

C

60 Caffey, Lee Roy, LB, Texas A&M, 1971

57 Campos, Alan, LB, Louisville, 1996

52 Cannon, Billy, LB, Texas A&M, 1984

59 Capone, Warren, LB, Louisiana State, 1975

18 Carano, Glenn, QB, Nevada-Las Vegas, 1977-83

17 Carmichael, Harold, WR, Southern, 1984

10 Carrell, Duane, P, Florida State, 1974

75 Carter, Jon, DT, Pittsburgh, 1989

96/98 Carver, Shante, DE, Arizona State, 1994-97

25 Case, Scott, S, Oklahoma, 1995

75 Casillas, Tony, DT, Oklahoma, 1991-93, 1996-97

79 Cesario, Sal, G, Cal. Poly SLO, 1987

35 Chancey, Robert, RB, no college, 1999

85/89 Chandler, Thornton, TE, Alabama, 1986-89

72 Cheek, Louis, OL, Texas A&M, 1990

72 Childress, Ray, DT, Texas A&M, 1996

77 Cisowski, Steve, T, Santa Clara, 1987

42 Clack, Darryl, RB, Arizona State, 1986-89

83/17 Clark, Mike, K, Texas A&M, 1968-71, 1973

73 Clark, Monte, T, Southern California, 1962

37 Clark, Phil, DB, Northwestern, 1967-69

82 Clarke, Frank, TE/WR, Colorado, 1960-67

83 Clay, Hayward, TE, Texas A&M, 1998-99

47 Clinkscale, Dextor, S, South Carolina State, 1980, 1982-85

52 Coakley, Dexter, LB, Appalachian State, 1997-99

59 Cobb, Garry, LB, Southern California, 1988-89

63 Cole, Larry, DL, Hawaii, 1968-80

41 Coleman, Anthony, DB, Baylor, 1987

44 Coleman, Lincoln, RB, Baylor, 1993-94

86 Coleman, Ralph, LB, No. Carolina A&T, 1972

10 Collier, Reggie, QB, Southern Mississippi, 1986

77 Colvin, Jim, DT, Houston, 1964-66

31 Cone, Fred, K, Clemson, 1960

54/53 Connelly, Mike, C, Utah State, 1960-67

40 Conrad, Bobby Joe, WR, Texas A&M, 1969

61 Cooper, Jim, OL, Temple, 1977-86

93 Cooper, Reggie, LB, Nebraska, 1991

68 Cornish, Frank, C, UCLA, 1992-94

85 Cornwell, Fred, TE, Southern California, 1984-85

57 Coryatt, Quentin, LB, Texas A&M, 1999

84 Cosbie, Doug, TE, Santa Clara, 1979-88

44/81 Courville, Vince, WR, Rice, 1987

90 Crockett, Willis, LB, Georgia Tech, 1990

85 Cronin, Gene, LB, Pacific, 1960

3 Cunningham, Richie, K, SW Louisiana, 1997-99

62 Cvercko, Andy, G, Northwestern, 1961-62

D

81 Daniel, Tim, WR, Florida A&M, 1993

45/21 Daniels, Dick, S, Pacific, Ore., 1966-68

87 Davis, Billy, WR, Pittsburgh, 1995-98

89 Davis, Donnie, WR, Southern, 1962

57 Davis, Kyle, C, Oklahoma, 1975

77/99 Davis, Nathan, DT, Indiana, 1998-99

88 Davis, Sonny, LB, Baylor, 1961

35 Davis, Wendell, CB, Oklahoma, 1996-99

55 Del Rio, Jack, LB, Southern California, 1989-91

55 DeOssie, Steve, LB, Boston College, 1984-88

21 Dennison, Doug, RB, Kutztown State, 1974-78

83 Deters, Harold, K, No. Carolina State, 1967

26 Dial, Buddy, WR, Rice, 1964-66

51 Dickerson, Anthony, LB, Southern Methodist, 1980-84

71 Dickson, Paul, T, Baylor, 1960

76 Diehl, John, DT, Virginia, 1965

89 Ditka, Mike, TE, Pittsburgh, 1969-72

86/21 Dixon, James, WR/RB, Houston, 1989-91

34 Doelling, Fred, S, Pennsylvania, 1960

53 Donaldson, Ray, C, Georgia, 1995-96

83 Donley, Doug, WR, Ohio State, 1981-84

62 Donohue, Leon, G, Cal. State San Jose, 1965-67

67 Donovan, Pat, T, Stanford, 1975-83

83 Doran, Jim, WR, Iowa State, 1960-61

33 Dorsett, Tony, RB, Pittsburgh, 1977-87

34 Douglas, Merrill, RB, Utah, 1961

30 Dowdle, Mike, RB/LB, Texas, 1960-62

26 Downs, Michael, S, Rice, 1981-88

86 Duckett, Kenny, WR, Wake Forest, 1985

89 Dugan, Fred, WR, Dayton, 1960

52 Duliban, Chris, LB, Texas, 1987

37 Dunn, Perry Lee, RB, Mississippi, 1964-65

45 Dupre, L.G., RB, Baylor, 1960-61

89 DuPree, Billy Joe, TE, Michigan State, 1973-83

78 Dutton, John, DL, Nebraska, 1979-86

71 Dwyer, Mike, DT, Massachusetts, 1987

E

42 Easmon, Ricky, DB, Florida, 1985

79/77 East, Ron, DT, Montana State, 1967-70

52 Edwards, Dave, LB, Auburn, 1963-75

58 Edwards, Dixon, LB, Michigan State, 1991-95

81/87 Edwards, Kelvin, WR, Liberty, 1987-88

52 Eidson, Jim, G/C, Mississippi State, 1976

96 Ekuban, Ebenezer, DE, North Carolina, 1999

53 Elam, Onzy, LB, Tennessee State, 1989

2 Elliott, Lin, K, Texas Tech, 1992-93

98 Ellis, Greg, DE, North Carolina, 1998-99

31/27 Everett, Thomas, S, Baylor, 1992-93

F

63 Falls, Mike, G, Minnesota, 1960-61

27 Fellows, Ron, CB, Missouri, 1981-86

54 Fieldings, Anthony, LB, Morningside College, 1995

46 Fishback, Joe, S, Carson-Newman, 1993-94

73 Fisher, Ray, T, Eastern Illinois, 1960

62 Fitzgerald, John, C, Boston College, 1971-80

55 Flaherty, Harry, LB, Holy Cross, 1987

63 Flannery, John, G, Syracuse, 1996-97

82 Fleming, Cory, WR, Tennessee, 1994-95

45 Flowers, Richmond, S, Tennessee, 1969-71

80/83 Folkins, Lee, TE, Washington, 1962-64

85 Folsom, Steve, TE, Utah, 1987-90

80 Ford, Bernard, WR, Central Florida, 1989

46 Fowler, Todd, FB, Stephen F. Austin, 1985-88

38 Francis, Ron, CB, Baylor, 1987-90

32 Franckhauser, Tom, CB, Purdue, 1960-61

76 Frank, Bill, T, Colorado, 1964

23 Frazier, Derrick, CB, Texas A&M, 1996

71 Frederick, Andy, T, New Mexico, 1977-81

87 Fricke, Ben, G/C, Houston, 1999

15 Fritsch, Toni, K, Vienna, Austria, 1971-73, 1975

79 Frost, Ken, DT, Kentucky, 1961-62



- 75 Fry, Bob, T, Kentucky, 1960-64
84 Fugett, Jean, TE, Amherst, 1972-75

G

- 80 Gadsden, Oronde, WR, Winston-Salem, 1995
27 Gaechter, Mike, S, Oregon, 1962-69
39 Gainer, Derrick, RB, Florida A&M, 1992-93
89 Galbraith, Scott, TE, Southern California, 1993-94, 1997
29 Gant, Kenneth, CB, Albany St., 1990-94
17 Garrett, Jason, QB, Princeton, 1993-99
32 Garrison, Walt, RB, Oklahoma State, 1966-74
80 Gay, Everett, WR, Texas, 1988
35 Gent, Pete, WR/TE, Michigan State, 1964-68
67/63 Gesek, John, G, Cal. St.-Sacramento, 1990-93
11 Gibbs, Sonny, QB, Texas Christian, 1963
56 Godfrey, Randall, LB, Georgia, 1996-99
66 Gogan, Kevin, T, Washington, 1987-93
76 Gonzaga, John, DE, No college, 1960
9 Gonzalez, Daniel, QB, East Carolina, 1998
83 Gonzalez, Leon, WR, Bethune, Cookman, 1985
44 Gowdy, Cornell, DB, Morgan State, 1986
4 Gowin, Toby, P, North Texas, 1997-99
71 Granger, Charlie, T, Southern, 1961
28 Granger, Norm, RB, Iowa, 1984
29/48 Green, Alex, CB, Indiana, 1987
61 Green, Allen, P/K, Mississippi, 1961
34 Green, Cornell, DB, Utah State, 1962-74
79 Gregg, Forrest, G/T, Southern Methodist, 1971
77 Gregory, Bill, DL, Wisconsin, 1971-77
21 Gregory, Glynn, WR/DB, Southern Methodist, 1961-62
64 Grottkau, Bob, G, Oregon, 1961
60 Guy, Buzz, G, Duke, 1960

H

- 64 Hagen, Halvor, C/G, Weber State, 1969-70
94 Haley, Charles, DE, James Madison, 1992-96
38 Hall, Chris, S, East Carolina, 1993
55 Hall, Lemanski, LB, Alabama, 1999
54 Hambrick, Darren, LB, South Carolina, 1998-99
60 Hamel, Dean, DT, Tulsa, 1989-90
63 Hannah, Shane, G, Michigan State, 1995
52 Hansen, Wayne, LB, Texas Wesleyan, 1960
54 Hardy, Darryl, LB, Tennessee, 1995, 1997
80/82 Harper, Alvin, WR, Tennessee, 1991-94, 1999
50 Harper, Dave, LB, Humboldt State, 1990
24 Harper, Roger, S, Ohio State, 1996
43 Harris, Cliff, S, Ouachita, 1970-79
86 Harris, Duriel, WR, New Mexico State, 1984
40 Harris, Jim, S, Oklahoma, 1961
80 Harris, Rod, WR, Texas A&M, 1990
38 Hawthorne, Duane, CB, Northern Illinois, 1999
22 Hayes, Bob, WR, Florida A&M, 1965-74
33 Hayes, Wendell, RB, Humboldt State, 1963
27 Haynes, Tommy, S, Southern California, 1987
56 Hays, Harold, LB, Southern Mississippi, 1963-67
62/78 Healy, Don, DT, Maryland, 1960-61
69 Hegamin, George, T, North Carolina State, 1994-97
58 Hegman, Mike, LB, Tennessee State, 1976-88
11 Heinrich, Don, QB, Washington, 1960
62/70 Hellestrae, Dale, OL, Southern Methodist, 1990-99
58 Hemsley, Nate, LB, Syracuse, 1997-99
56 Henderson, Thomas, LB, Langston, 1975-79
58/50 Hendrickson, Steve, LB, California, 1989
45 Hendrix, Manny, CB, Utah, 1986-91
85 Hendrix, Tim, TE, Tennessee, 1987
95 Hennings, Chad, DT, Air Force, 1992-99
72 Herchman, Bill, DT, Texas Tech, 1960-61
1 Herrera, Efren, K, UCLA, 1974, 1976-77
81 Hervey, Edward, WR, Southern Cal, 1995
21 Higgs, Mark, RB, Kentucky, 1988
32 Highsmith, Alonzo, FB, Miami, Fla., 1990-91
31 Hill, Bill, CB, Rutgers, 1987
35 Hill, Calvin, RB, Yale, 1969-74
25 Hill, Rod, CB, Kentucky State, 1982-83

- 80 Hill, Tony, WR, Stanford, 1977-86
60/90 Hill, Tony, DE, Tenn. Chattanooga, 1991-92
10 Hodson, Tommy, CB, Louisiana State, 1994
14 Hogeboom, Gary, QB, Central Michigan, 1980-85
23 Holloway, Johnny, CB, Kansas, 1986
47 Holmes, Clayton, CB, Carson-Newman, 1992-95
30 Holt, Issiac, CB, Alcorn State, 1989-92
24 Homan, Dennis, WR, Alabama, 1968-70
9 Hoopes, Mitch, P, Arizona, 1975
20 Horton, Ray, S, Washington, 1989-92
67 Houser, John, C/G, Redlands, 1960-61
86 Houston, Bill, WR, Jackson State, 1974
21 Howard, Carl, CB, Rutgers, 1984
99 Howard, David, LB, Cal. St. Long Beach, 1989-90
81 Howard, Percy, WR, Austin Peay, 1975
87 Howard, Ron, TE, Seattle, 1974-75
54 Howley, Chuck, LB, West Virginia, 1961-73
81 Howton, Bill, WR, Rice, 1960-63
51 Hoyem, Lynn, C/G, Cal. St. Long Beach, 1962-63
42 Hughes, Randy, S, Oklahoma, 1975-80
32 Hughes, Tyrone, CB, Nebraska, 1998
11 Humphrey, Buddy, QB, Baylor, 1961
79 Hunt, John, G/T, Florida, 1984
34 Hunter, Monty, S, Salem, 1982
52/58 Hurd, Jeff, LB, Kansas State, 1987
40 Hurt, Eric, CB, Cal. State San Jose, 1980
66 Husmann, Ed, DT, Nebraska, 1960
59 Hutcherson, Ken, LB, Livingston State, 1974
57/55 Huther, Bruce, LB, New Hampshire, 1977-80, 1983
66 Hutson, Tony, G, N.E. Oklahoma St., 1996-99

I

- 88 Irvin, Michael, WR, Miami, Fla., 1988-99
60 Isbell, Joe Bob, G, Houston, 1962-65
81 Ismail, Raghib, WR, Notre Dame, 1999

J

- 32 Jackson, Tim, S, Nebraska, 1989
83 Jackson, Willie, WR, Florida, 1994
53 Jax, Garth, LB, Florida State, 1986-88
77 Jeffcoat, Jim, DE, Arizona State, 1983-94
81 Jeffers, Patrick, WR, Virginia, 1998
84 Jennings, Keith, TE, Clemson, 1989
37 Jensen, Jim, RB, Iowa, 1976
19 Jett, John, P, East Carolina, 1993-96
86 Johnson, Butch, WR, Calif.-Riverside, 1976-83
23 Johnson, Mike, CB, Kansas, 1966-69
64 Johnson, Mitch, G, UCLA, 1965
29 Johnson, Undra, RB, West Virginia, 1989
91 Johnson, Walter, DT, Pittsburgh, 1987
48 Johnston, Daryl, FB, Syracuse, 1989-99
51 Jones, Dale, LB, Tennessee State, 1987
39 Jones, E.J., RB, Kansas, 1987
72 Jones, Ed, DE, Tennessee State, 1974-78, 1980-89
23 Jones, James, RB, Mississippi State, 1980-82, 1984-85
97 Jones, Jimmie, DL, Miami, Fla., 1990-93
55 Jones, Robert, LB, East Carolina, 1992-95
55 Jordan, Lee Roy, LB, Alabama, 1963-76

K

- 20 Kaiser, Jason, S, Culver-Stockton, 1999
57 Keller, Mike, LB, Michigan, 1972
60 Kennard, Derek, G, Nevada-Reno, 1994-96
68 Ker, Crawford, G, Florida, 1985-90
60 Killian, Gene, G, Tennessee, 1974
60 Kiner, Steve, LB, Tennessee, 1970
77 King, Angelo, LB, South Carolina State, 1981-83
63 Kiselak, Michael, C/G, Maryland, 1998-99
73 Kitson, Syd, G, Wake Forest, 1984
79 Klein, Dick, T, Iowa, 1960
18 Kosar, Bernie, QB, Miami, Fla., 1993
35 Kowalczyk, Walt, RB, Michigan State, 1960
9 Kupp, Craig, QB, Pacific-Lutheran, 1991



- 67 Kupp, Jake, G, Washington, 1964-65
25 Kyle, Aaron, CB, Wyoming, 1976-79

L

- 89 LaFleur, David, TE, Louisiana State, 1997-99
35 Laidlaw, Scott, RB, Stanford, 1975-79
38 Lang, David, RB, Northern Arizona, 1995
15 Laufenberg, Babe, QB, Indiana, 1989-90
25 Lassic, Derrick, RB, Alabama, 1993-94
29 Lavette, Robert, RB, Georgia Tech, 1985-87
66 Lawless, Burton, G, Florida, 1975-79
14 LeBaron, Eddie, QB, Pacific, 1960-63
34 Lester, Tim, FB, Eastern Kentucky, 1999
78 Lett, Leon, DL, Emporia State, 1991-99
50 Lewis, D.D., LB, Mississippi State, 1968, 1970-81
23 Lewis, Woodley, WR, Oregon, 1960
64/67 Lilja, George, C, Michigan, 1987
74 Lilly, Bob, DL, Texas Christian, 1961-74
97 Lilly, Kevin, DT, Tulsa, 1989
72/64 Liscio, Tony, T, Tulsa, 1963-64, 1966-71
20 Livingston, Bruce, DB, Arkansas Tech, 1987
41 Livingston, Warren, CB, Arizona, 1961-66
35 Lockett, J.W., RB, Central Oklahoma, 1961-62
56 Lockhart, Eugene, LB, Houston, 1984-90
25 Logan, Obert, S, Trinity Tex., 1965-66
56 Long, Bob, LB, UCLA, 1962
19 Longley, Clint, QB, Abilene Christian, 1974-75
18 Lothridge, Billy, P/QB, Georgia Tech, 1964
84 Lucky, Mike, TE, Arizona, 1999

M

- 47 Maegle, Dick, S, Rice, 1961
51 Manders, Dave, C, Michigan State, 1964-66, 1968-74
22 Manning, Wade, CB, Ohio State, 1979
31 Marion, Brock, S, Nevada-Reno, 1993-97
21 Marsh, Amos, RB, Oregon State, 1961-64
79 Martin, Harvey, DE, East Texas State, 1973-83
83 Martin, Kelvin, WR, Boston College, 1987-92, 1996
67 Maryland, Russell, DT, Miami, Fla., 1991-95
25 Mathews, Ray, WR, Clemson, 1960
23 Mathis, Kevin, CB, Texas A&M-Commerce, 1997-99
99 McCormack, Hurvin, DT, Indiana, 1994-98
70 McCreary, Bob, T, Wake Forest, 1961
80 McDaniels, David, WR, Mississippi Valley, 1968
14 McDonald, Paul, QB, Southern California, 1986-87
25 McDonald, Tommy, WR, Oklahoma, 1964
83 McGarity, Wane, WR, Texas, 1999
42 McIlhenry, Don, RB, Southern Methodist, 1960-61
90 McIntosh, Toddrick, DT, Florida State, 1994
67 McIver, Everett, G, Elizabeth City State, 1998-99
85 McKinnon, Dennis, WR, Florida St., 1990
82 McKnight, James, WR, Liberty, 1999
52 McLean, Scott, LB, Florida State, 1983
35 McSwain, Chuck, RB, Clemson, 1983-84
70 Memmelaar, Dale, G, Wyoming, 1962-63
17 Meredith, Don, QB, Southern Methodist, 1960-68
78 Meyers, John, DT, Washington, 1962-63
83 Mickey, Joey, TE, Oklahoma, 1993
7 Millen, Hugh, QB, Washington, 1993
83 Miller, Anthony, WR, Tennessee, 1997
3 Miller, Jim, P, Mississippi, 1983-84
5 Mills, Ernie, WR, Florida, 1998-99
34 Mitchell, Aaron, CB, Nevada-Las Vegas, 1979-80
62 Mitchell, Johnny, TE, Nebraska, 1996
27 Mobley, Singor, S, Washington State, 1997-99
23 Montgomery, Mike, RB/WR, Kansas State, 1972-73
24 Mooney, Jim, CB, Arkansas, 1960
37 Morgan, Dennis, RB, Western Illinois, 1974
14 Morton, Craig, QB, California, 1965-74
80 Murchison, Ola Lee, WR, Pacific, 1961
3 Murray, Eddie, K, Tulane, 1993, 1999
94 Myers, Michael, DL, Alabama, 1998-99
98 Myles, Godfrey, LB, Florida, 1991-96
62 Myslinski, Tom, G/C, Tennessee, 1999

N

- 73 Neely, Ralph, G/T, Oklahoma, 1965-77
39 Neufeld, Ryan, FB, UCLA, 1999
44 Newhouse, Robert, FB, Houston, 1972-83
30 Newsome, Timmy, RB, Winston-Salem, 1980-88
67/61 Newton, Nate, G/T, Florida A&M, 1986-98
59 Nguyen, Dat, LB, Texas A&M, 1999
76 Niland, John, G, Iowa, 1966-74
75 Noble, Brandon, DT, Penn State, 1999
26 Nolan, Dick, S, Maryland, 1962
73 Noonan, Danny, DL, Nebraska, 1987-92
84 Norman, Pettis, TE, J.C. Smith, 1962-70
25 Norton, Jerry, S, Southern Methodist, 1962
51 Norton, Ken, LB, UCLA, 1988-93
84 Novacek, Jay, TE, Wyoming, 1990-96
76 Nutting, Ed, T, Georgia Tech, 1963
61 Nye, Blaine, G, Standord, 1968-76

O

- 82 Ogden, Jeff, WR, Eastern Washington, 1998-99
62 Oswald, Paul, G, Kansas, 1988
76 Otto, Bob, DL, Idaho State, 1986
20 Overton, Jerry, S, Utah, 1963
31 Owens, Billy, DB, Pittsburgh, 1988

P

- 77 Page, Solomon, G/T, West Virginia, 1999
26 Palmer, Paul, RB, Temple, 1989
21 Parks, Billy, WR, Cal. St. Long Beach, 1972
62 Parrish, James, T, Temple, 1993-94
56 Patera, Jack, LB, Oregon, 1960-61
43 Patterson, Elvis, CB, Kansas, 1993
88 Pearson, Drew, WR, Tulsa, 1973-83
26 Pearson, Preston, RB, Illinois, 1975-80
9 Peete, Rodney, QB, Southern California, 1994
16 Pelluer, Steve, QB, Washington, 1984-88
59 Penn, Jesse, LB, Virginia Tech, 1985-87
22 Peoples, George, RB, Auburn, 1982
33 Percival, Mac, K, Texas Tech, 1974
43 Perkins, Don, RB, New Mexico, 1961-68
92 Perkins, Ray, DE, Virginia, 1987
77 Perryman, Robert, FB, Michigan, 1990
65 Petersen, Kurt, G, Missouri, 1980-85
58 Peterson, Calvin, LB, UCLA, 1974-75
81 Phillips, Kirk, WR, Tulsa, 1984
33 Pinder, Cyril, RB, Illinois, 1973
97 Pittman, Kavika, DE, McNeese St., 1996-99
73 Ploeger, Kurt, DL, Gustavus Adolphus, 1986
62 Poimboeuf, Lance, K, Southwest Louisiana, 1963
97 Ponder, David, DT, Florida State, 1985
86 Porterfield, Garry, DE, Tulsa, 1965
81 Powe, Karl, WR, Alabama State, 1985-86
75 Pozderac, Phil, T, Notre Dame, 1982-87
89 Price, Jim, TE, Stanford, 1993
52 Pruitt, Mickey, LB, Colorado, 1991-92
75 Pugh, Jethro, DT, Elizabeth City, 1965-78
61 Putnam, Duane, G, Pacific, 1960

Q

- 11 Quinn, Mike, QB, Stephen F. Austin, 1998-99

R

- 64 Rafferty, Tom, G/C, Penn State, 1976-89
60 Randall, Tom, G, Iowa State, 1978
88 Randle, Sonny, WR, Virginia, 1968
42 Reece, Beasley, CB/WR, North Texas, 1976
81 Reece, John, CB, Nebraska, 1997
68 Reese, Guy, DT, Southern Methodist, 1962-63
42 Reese, Izell, S, Alabama-Birmingham, 1998-99
30 Reeves, Dan, RB/QB, South Carolina, 1965-72
20 Renfro, Mel, DB/RB, Oregon, 1964-77
82 Renfro, Mike, WR, Texas Christian, 1984-87



- 19 Rentzel, Lance, WR, Oklahoma, 1967-70
 76 Reynolds, Jerry, T, Nevada-Las Vegas, 1994
 13 Rhome, Jerry, QB, Tulsa, 1965-68
 27 Richards, Curvin, RB, Pittsburgh, 1991-92
 83 Richards, Golden, WR, Hawaii, 1973-78
 70 Richards, Howard, G/T, Missouri, 1981-86
 31 Richardson, Gloster, WR, Jackson State, 1971
 88 Ridgway, Colin, P/K, Lamar Tech, 1965
 12 Ridlon, Jim, S, Syracuse, 1963-64
 42 Roach, John, QB, Southern Methodist, 1964
 87 Roberts, Alfredo, TE, Miami, Fla., 1991-92
 45 Robinson, Larry, RB, Tennessee, 1973
 56 Roe, Bill, LB, Colorado, 1980
 50 Rohrer, Jeff, LB, Yale, 1982-87
 56 Roper, John, LB, Texas A&M, 1993
 36 Ross, Dominique, RB, Valdosta State, 1995-96
 68 Ross, Oliver, T, Iowa State, 1998
 88 Rucker, Reggie, WR, Boston University, 1970-71
 9 Ruzek, Roger, K, Weber State, 1987-89

S

- 87 Saldi, Jay, TE, South Carolina, 1976-82
 89 Salonen, Brian, TE/LB, Montana, 1984-85
 70 Sandeman, Bill, DT, Pacific, 1966
 21 Sanders, Deion, CB/WR, Florida State, 1995-99
 9 Sargent, Broderick, FB, Baylor, 1989
 8 Sawyer, Buzz, P, Baylor, 1987
 4 Saxon, Mike, P, San Diego St., 1985-92
 78 Schaum, Greg, DE, Michigan State, 1976
 65 Schoenke, Ray, T, Southern Methodist, 1963-64
 66 Schultz, Chris, T, Arizona, 1983, 1985
 52 Schwantz, Jim, LB, Purdue, 1994-96
 77 Scifres, Steve, OL, Wyoming, 1997
 47 Scott, Chuck, WR, Vanderbilt, 1987
 68 Scott, Herb, G, Virginia Union, 1975-84
 35 Scott, Kevin, RB, Stanford, 1989
 52 Scott, Sean, LB, Maryland, 1988
 22 Scott, Victor, DB, Colorado, 1984-88
 10 Secules, Scott, QB, Virginia, 1988
 88 Sellers, Ron, WR, Florida State, 1972
 1 Septien, Rafael, K, Southwest Louisiana, 1978-86
 94/53 Shannon, Randy, LB, Miami, Fla., 1989-90
 52 Shaw, Robert, C, Tennessee, 1979-81
 47 Shearin, Joe, C, Texas, 1987
 87/82 Shepard, Derrick, WR, Oklahoma, 1989-91
 86 Sherer, Dave, P, Southern Methodist, 1960
 86 Sherrard, Mike, WR, UCLA, 1986
 63 Shields, Joe, OL, Portland State, 1987
 50 Shiver, Clay, C, Florida State, 1996-98
 46/25 Shy, Les, RB, Cal. St. Long Beach, 1966-69
 82 Simmons, Cleo, TE, Jackson State, 1983
 53 Simmons, Dave, LB, Georgia Tech, 1968
 53 Simmons, Victor, LB, Central State, Ohio, 1987
 65 Slaton, Tony, G, Southern Cal., 1990
 42 Smagala, Stan, DB, Notre Dame, 1990-91
 60 Smerek, Don, DL, Nevada-Reno, 1981-87
 93 Smith, Artie, DT, Louisiana Tech, 1998
 59 Smith, Darrin, LB, Miami, Fla., 1993-96
 75/79 Smith, Daryle, T, Tennessee, 1987-88
 39 Smith, Donald, S, Liberty, 1991
 22 Smith, Emmitt, RB, Florida, 1990-99
 24 Smith, J.D., RB, No. Carolina A&T, 1965-66
 81 Smith, Jackie, TE, Northwest Louisiana, 1978
 64 Smith, Jim Ray, G/T, Baylor, 1963-64
 82 Smith, Jimmy, WR, Jackson State, 1992
 26 Smith, Kevin, CB, Texas A&M, 1992-99
 57 Smith, Myron, LB, Louisiana Tech, 1998
 47 Smith, Sean, DT, Grambling, 1989
 36 Smith, Tarik, RB, California, 1998-99
 33 Smith, Timmy, RB, Texas Tech, 1990
 85 Smith, Tody, DL, Southern California, 1971-72
 57 Smith, Vinson, LB, East Carolina, 1990-92, 1997
 86 Smith, Waddell, WR, Kansas, 1984
 18 Snyder, Loren, QB, Northern Colorado, 1987
 54 Solomon, Jesse, LB, Florida State, 1989-90
 46 Solomon, Roland, S, Utah, 1980

- 90 Spellman, Alonzo, DT, Ohio State, 1999
 80 Spivey, Sebron, WR, Southern Illinois, 1987
 55 Spradlin, Danny, LB, Tennessee, 1981-82
 20 Springs, Ron, RB, Ohio State, 1979-84
 65 Stalls, Dave, DE, Northern Colorado, 1977-79
 12 Staubach, Roger, QB, Navy, 1969-79
 81/82 Steele, Robert, WR, Northern Alabama, 1978
 79/77 Stephens, Larry, DE, Texas, 1963-67
 70/53 Stepnoski, Mark, G/C, Pittsburgh, 1989-94, 1999
 28 Stewart, Curtis, RB, Auburn, 1989
 40 Stiger, Jim, RB, Washington, 1963-65
 83 Still, Bryan, WR, Virginia Tech, 1993
 56 Stincic, Tom, LB, Michigan, 1969-71
 31 Stokes, Sim, WR, Northern Colorado, 1967
 65 Stone, Ron, T, Boston College, 1993-95
 18 Stoudt, Cliff, QB, Youngstown St., 1990-91
 24 Stoutmire, Omar, S, Fresno State, 1997-98
 82 Stowe, Otto, WR, Iowa State, 1973
 96 Stubbs, Daniel, DE, Miami, Fla., 1990-91
 30 Studstill, Darren, S, West Virginia, 1994
 90 Sturgis, Oscar, DE, North Carolina, 1995
 40 Strayhorn, Les, RB, East Carolina, 1973-74
 55 Strickland, Fred, LB, Purdue, 1996-98
 87 Stynchula, Andy, DE, Penn State, 1968
 45 Sualua, Nicky, FB, Ohio State, 1997-98
 72 Sullivan, Mike, T, Miami, Fla., 1991
 51/57 Swan, Russ, LB, Virginia, 1987
 19 Sweeney, Kevin, QB, Cal. St. Fresno, 1987-88

T

- 71/72 Talbert, Don, DE/OT, Texas, 1962, 1965, 1971
 25 Tautalatasi, Junior, RB, Washington State, 1989
 30/31 Teague, George, S, Alabama, 1996, 1998-99
 89 Tennell, Derek, TE, UCLA, 1992
 27 Thomas, Bill, RB, Boston College, 1972
 32 Thomas, Blair, RB, Penn State, 1994
 51 Thomas, Broderick, LB, Nebraska, 1996-98
 41 Thomas, Dave, CB, Tennessee, 1993-94
 33 Thomas, Duane, RB, West Texas State, 1970-71
 37 Thomas, Ike, CB, Bishop, 1971
 59/44 Thomas, Robert, LB/FB, Henderson State, 1998-99
 67 Thompson, Broderick, G, Kansas, 1985
 77 Thornton, Bruce, DL, Illinois, 1979-81
 32 Thurman, Dennis, DB, Southern California, 1978-85
 59 Timmer, Kirk, LB, Montana State, 1987
 98 Tippins, Ken, LB, Middle Tennessee St., 1989
 63 Titensor, Glen, G, Brigham Young, 1981-86, 1988
 53/50 Tolbert, Brandon, LB, Georgia, 1998-99
 62/92 Tolbert, Tony, DL, Texas-El Paso, 1989-97
 47 Toomay, Pat, DE, Vanderbilt, 1970-74
 71 Townes, Willie, DE, Tulsa, 1966-68
 27 Tremble, Greg, S, Georgia, 1995
 87 Truax, Billy, TE, Louisiana State, 1971-73
 50 Tubbs, Jerry, LB, Oklahoma, 1960-67
 87 Tucker, Jason, WR, Texas Christian, 1999
 71 Tuinei, Mark, OT/DL, Hawaii, 1983-97
 57 Turner, Jimmie, LB, Presbyterian, 1984

U

- 93 Ulufale, Mike, DT, Brigham Young, 1996

V

- 91 Vanderbeek, Matt, LB/DE, Michigan State, 1993-94
 30 Van Raaphorst, Dick, K, Ohio State, 1964
 37 Vaughn, Lee, DB, Wyoming, 1997
 76 Veingrad, Alan, OL, E. Texas St., 1991-92
 11 Villanueva, Danny, P/K, New Mexico State, 1965-67

W

- 95 Walen, Mark, DT, UCLA, 1987-88
 67 Walker, Gary, OL, Boston University, 1987
 34 Walker, Herschel, RB, Georgia, 1986-89, 1996-97
 57 Walker, Louie, LB, Colorado State, 1974



- 57 Walker, Malcolm, C. Rice, 1966-69
 71 Wallace, Rodney, G/T, New Mexico, 1971-73
 24 Walls, Everson, CB, Grambling, 1981-89
 3 Walsh, Steve, QB, Miami, Fla., 1989-90
 59 Walter, Mike, LB, Oregon, 1983
 78 Walton, Bruce, G, UCLA, 1973-75
 89 Ware, Derek, TE, Central Oklahoma, 1996
 42 Warren, Chris, RB, Ferrum, 1998-99
 5 Warren, John, P, Tennessee, 1983-84
 7 Washington, James, S, UCLA, 1990-94
 46 Washington, Mark, CB, Morgan State, 1970-78
 41 Waters, Charlie, DB, Clemson, 1970-78, 1980-81
 83 Watkins, Kendall, TE, Mississippi State, 1995
 94 Watts, Randy, DE, Catawba, 1987
 33 Wayt, Russell, LB, Rice, 1965
 42 Welch, Claxton, RB, Oregon, 1969-71
 66 Wells, Norm, G, Northwestern, 1980
 65 Westberry, Gary, C, Hampton, 1987
 30 Wheaton, Kenny, CB, Oregon, 1997-99
 65/70 White, Bob, OL, Rhode Island, 1987-89
 11 White, Danny, QB/P, Arizona State, 1976-88
 37 White, Gerald, FB, Michigan, 1987
 54 White, Randy, DT/LB, Maryland, 1975-88
 42 Whitfield, A.D., RB, North Texas, 1965
 53 Whittingham, Fred, LB, Cal. Poly SLO, 1969
 12/10 Widby, Ron, P, Tennessee, 1968-71
 78 Widell, Dave, T, Boston College, 1988-89
 65 Wilbur, John, T, Stanford, 1966-69
 42/25 Williams, Charlie, S, Bowling Green, 1995-99
 79 Williams, Erik, T, Central (OH) State, 1991-99
 36 Williams, Joe, RB, Wyoming, 1971
 38 Williams, John, FB, Wisconsin, 1985
 85 Williams, Kevin, WR, Miami, Fla., 1993-96
 23 Williams, Robert, CB, Baylor, 1987-93
 20 Williams, Sherman, RB, Alabama, 1995-99
 80 Williams, Stepfret, WR, Northeast Louisiana, 1996-97
 86 Williams, Tyrone, WR, Western Ontario, 1993
 1 Willis, Ken, K, Kentucky, 1990-91
 98 Willis, Mitch, DT, Southern Methodist, 1990
 42 Wilson, Robert, FB, Texas A&M, 1994
 81/45 Wilson, Steve, WR/CB, Howard, 1979-81
 11/18 Wilson, Wade, QB, East Texas State, 1995-97
 84 Wisener, Gary, WR, Baylor, 1960
 28 Woodson, Darren, S, Arizona State, 1992-99
 45 Woolsey, Rolly, DB, Boise State, 1975
 81 Wright, Alexander, WR, Auburn, 1990-92
 15 Wright, Brad, QB, New Mexico, 1982
 41 Wright, Charles, DB, Tulsa, 1988
 85/70 Wright, Rayfield, TE/T, Fort Valley State, 1967-79
 73 Wright, Steve, T, Northern Iowa, 1981-82
- Y**
- 78 Youmans, Maury, DE, Syracuse, 1964-65
 30 Young, Charles, RB, No. Carolina State, 1974-76
- Z**
- 93 Zellner, Peppi, DE, Fort Valley State, 1999
 6 Zendejas, Luis, K, Arizona State, 1987-89
 62 Zentic, Mike, C, Oklahoma State, 1987
 76 Zimmerman, Jeff, G, Florida, 1987-90

COWBOYS ALL-TIME COLLEGE ROSTER

Abilene Christian 1; Air Force 1; Alabama 8; Alabama A&M 1; Alabama-Birmingham 1; Alabama State 1; Albany State 1; Alcorn State 1; Amherst 1; Angelo State 1; Appalachian State 2; Arizona 6; Arizona State 8; Arkansas 2; Arkansas-Pine Bluff 1; Arkansas Tech 1; Auburn 7; Austin College 1; Austin Peay 1; Baylor 12; Bethune-Cookman 1; Bishop 1; Boise State 1; Boston College 6; Boston University 2; Bowling Green 1; Brigham Young 2; California 3; Cal Poly SLO 2; Cal. St. Long Beach 4; Cal. St. Fresno 1; Cal. State Sacramento 1; Cal. State San Jose 2; Calif.-Riverside 1; Carson-Newman 2; Catawba 1; CCLA 1; Central Arkansas 1; Central Florida 1; Central Michigan 1; Central Oklahoma 2; Central State, Ohio 2; Clemson 6; Colorado 5; Colorado State 1; Culver-Stockton 1; Dayton 1; Duke 2; East Carolina 6; Eastern Illinois 1; Eastern Kentucky 1; Eastern Michigan 1; Eastern Washington 1; Elizabeth City 2; Emporia, Kansas State 1; Ferrum 1; Florida 10; Florida A&M 5; Florida State 10; Fort Valley State 2; Fresno State 1;

Georgia 5; Georgia Tech 6; Grambling 2; Gustavus Adolphus 1; Hampton 1; Hawaii 5; Heidelberg 1; Henderson J.C. 1; Henderson State 1; Holy Cross 1; Houston 8; Howard 1; Humboldt State 2; Idaho State 1; Illinois 4; Indiana 5; Iowa 4; Iowa State 4; J.C. Smith 1; Jackson State 4; Jacksonville State 1; James Madison 2; Kansas 7; Kansas State 2; Kentucky 5; Kentucky State 1; Kutztown State 1; Lamar Tech 1; Langston 1; Liberty 3; Livingston State 1; Louisiana State 4; Louisiana Tech 3; Louisville 1; Marquette 2; Maryland 7; Massachusetts 1; McNeese State 1; Miami, Fla. 14; Michigan 7; Michigan State 12; Middle Tennessee State 1; Minnesota 1; Mississippi 6; Mississippi State 4; Mississippi Valley 1; Missouri 3; Montana 1; Montana State 2; Morgan State 2; Morningside College 1; Navy 1; Nebraska 9; Nevada-Las Vegas 3; Nevada-Reno 3; New Hampshire 1; New Mexico 4; New Mexico State 2; North Carolina 5; North Carolina A&T 2; North Carolina State 4; North Texas 3;

Northeast Louisiana 1; Northeastern Oklahoma 1; Northern Alabama 1; Northern Arizona 1; Northern Colorado 3; Northern Illinois 1; Northern Iowa 1; Northwest Louisiana 1; Northwestern 4; Notre Dame 5; Ohio State 7; Oklahoma 13; Oklahoma State 2; Oregon 8; Oregon State 2; Ouachita 1; Pacific 5; Pacific Lutheran 1; Pacific, Ore. 1; Penn State 4; Pennsylvania 1; Pittsburgh 8; Portland State 1; Prairie View 1; Presbyterian 1; Princeton 1; Purdue 3; Redlands 1; Rhode Island 1; Rice 8; Rutgers 2; Salem 1; San Diego State 2; Santa Clara 2; Savannah State 1; Seattle 1; Sonoma State 1; South Carolina 3; South Carolina State 2; Southern 3; Southern California 13; Southern Illinois 2; Southern Methodist 12;

Southern Mississippi 3; Southwest Louisiana 3; Stanford 9; Stephen F. Austin 2; Syracuse 7; Taylor 1; Temple 3; Tennessee 18; Tennessee-Chattanooga 2; Tennessee State 3; Texas 7; Texas A&M 14; Texas A&M-Commerce 4; Texas Christian 7; Texas Southern 1; Texas Tech 3; Texas Wesleyan 1; Texas-El Paso 1; Trinity, Tex 1; Trinity Valley C.C. 1; Tulane 2; Tulsa 9; UCLA 13; Utah 6; Utah State 3; Valdosta State 1; Vanderbilt 3; Vienna, Austria 1; Villanova 1; Virginia 6; Virginia Tech 2; Virginia Union 1; Wake Forest 3; Washington 11; Washington State 2; Weber State 2; West Texas State 1; West Virginia 4; Western Illinois 1; Western Ontario 1; Winston-Salem 2; Wisconsin 2; Wyoming 6; Yale 2; Youngstown State 1.

TOP SCHOOLS

Tennessee 18; Miami, Fla. 14; Texas A&M 14; Oklahoma 13; Southern California 13; UCLA 13; Baylor 12; Michigan State 12; Southern Methodist 12; Washington 11; Florida 10; Florida State 10; Nebraska 9; Stanford 9; Tulsa 9.



Cowboys All-Time Roster by Number

1

Hererra, Efren, K, 1974, 1976-77
 Septien, Rafael, K, 1978-86
 Brady, Kerry, K, 1987
 Willis, Ken, K, 1990-91

2

Elliott, Lin, K, 1992-93

3

Miller, Jim, P, 1983-84
 Walsh, Steve, QB, 1989-90
 Murray, Eddie, K, 1993, 1999
 Cunningham, Richie, K, 1997-99

4

Saxon, Mike, P, 1985-92
 Gowin, Toby, P, 1997-99

5

Warren, John, P, 1983-84

6

Zendejas, Luis, K, 1987-89

7

Beuerlein, Steve, QB, 1991-92
 Millen, Hugh, QB, 1993

8

Sawyer, Buzz, P, 1987
 Aikman, Troy, QB, 1989-99

9

Hoopes, Mitch, P, 1975
 Ruzek, Roger, K, 1987-89
 Kupp, Craig, QB, 1991
 Peete, Rodney, QB, 1994
 Gonzalez, Daniel, QB, 1998

10

Widby, Ron, P, 1968-71
 (Widby also wore #12)
 Carrell, Duane, P, 1974
 Collier, Reggie, QB, 1986
 Armstrong, Jimmy, DB, 1987
 (Armstrong also wore #35)
 Secules, Scott, QB, 1988
 Hodson, Tommy, QB, 1994
 Baker, Jon, K, 1995

11

Heinrich, Don, QB, 1960
 Humphrey, Buddy, QB, 1961
 Gibbs, Sonny, QB, 1963
 Villanueva, Danny, P/K, 1965-67
 Belden, Bob, QB, 1969-70
 White, Danny, QB/P, 1976-88
 Wilson, Wade, QB, 1995-97
 (Wilson also wore #18)
 Quinn, Mike, QB, 1998-99

12

Roach, John, QB, 1964
 Widby, Ron, P, 1968-71
 (Widby also wore #10)
 Staubach, Roger, QB, 1969-79

13

Rhyme, Jerry, QB, 1965-68

14

LeBaron, Eddie, QB, 1960-63
 Morton, Craig, QB, 1965-74
 Hogeboom, Gary, QB, 1980-85
 McDonald, Paul, QB, 1986-87

15

Fritsch, Toni, K, 1971-73, 1975
 Wright, Brad, QB, 1982
 Burbage, Cornell, WR, 1987-89
 (Burbage also wore #89 and #82)
 Laufenberg, Babe, QB, 1969-90

16

Pelluer, Steve, QB, 1984-88

17

Meredith, Don, QB, 1960-68
 Clark, Mike, K, 1968-71, 1973
 (Clark also wore #83)
 Carmichael, Harold, WR, 1984
 Garrett, Jason, QB, 1993-99

18

Lothridge, Billy, P/QB, 1964
 Carano, Glenn, QB, 1977-83
 Snyder, Loren, QB, 1987
 Stoudt, Cliff, QB, 1990-91
 Kosar, Bernie, QB, 1993
 Boniol, Chris, K, 1994-96
 Wilson, Wade, QB, 1995-97
 (Wilson also wore #11)

19

Rentzel, Lance, WR, 1967-70
 Alworth, Lance, WR, 1971-72
 Longley, Clint, QB, 1974-75
 Sweeney, Kevin, QB, 1987-88
 Jett, John, P, 1993-96

20

Bercich, Bob, S, 1960-61
 Overton, Jerry, S, 1963
 Renfro, Mel, DB/RB, 1964-77
 Springs, Ron, RB, 1979-84
 Livingston, Bruce, DB, 1987
 Horton, Ray, S, 1989-92
 Williams, Sherman, RB, 1995-99
 Kaiser, Jason, S, 1999

21

Gregory, Glynn, WR/DB, 1961-62
 Daniels, Dick, S, 1966-68
 (Daniels also wore #45)
 Parks, Billy, WR, 1972
 Dennison, Doug, RB, 1974-78
 Howard, Carl, CB, 1984
 Adams, David, RB, 1987
 Higgs, Mark, RB, 1988
 Dixon, James, WR/RB, 1989-91
 (Dixon also wore #86)
 Brice, Alundis, CB, 1995-96
 (Brice also wore #23 and #29)
 Sanders, Deion, CB/WR, 1995-99

22

Butler, Bill, S, 1960
 Bullocks, Amos, RB, 1962-64
 Hayes, Bob, WR, 1965-74
 Manning, Wade, CB, 1979
 Peoples, George, RB, 1982
 Scott, Victor, DB, 1984-88
 Smith, Emmitt, RB, 1990-99

23

Lewis, Woodley, WR, 1960
 Johnson, Mike, CB, 1966-69
 Adkins, Margene, WR, 1970-71
 Montgomery, Mike, RB/WR, 1972-73
 Jones, James, RB, 1980-82, 1984-85
 Holloway, Johnny, CB, 1986
 Williams, Robert, CB, 1987-93
 Bailey, Robert, CB, 1995
 Brice, Alundis, CB, 1995-96
 (Brice also wore #21 and #29)
 Frazier, Derrick, CB, 1996
 Mathis, Kevin, CB, 1997-99

24

Moody, Jim, CB, 1960
 Smith, J.D., RB, 1965-66
 Homan, Dennis, WR, 1968-70
 Blackwell, Alois, RB, 1978-79
 Walls, Everson, CB, 1981-89
 Brown, Larry, CB, 1991-95, 1998
 (Brown also wore #34)
 Harper, Roger, S, 1996
 Stoutmire, Omar, S, 1997-98
 Adams, Vashone, S, 1999

25

Mathews, Ray, WR, 1960
 Nolan, Dick, S, 1962
 Norton, Jerry, S, 1962
 McDonald, Tommy, WR, 1964
 Logan, Obert, S, 1965-66
 Shy, Les, RB, 1966-69
 (Shy also wore #46)
 Kyle, Aaron, CB, 1976-79
 Hill, Rod, CB, 1982-83
 Tautalatasi, Junior, RB, 1989
 Lassic, Derrick, RB, 1993-94
 Case, Scott, S, 1995
 Williams, Charlie, S, 1995-99
 (Williams also wore #42)

26

Dial, Buddy, WR, 1964-66
 Adderley, Herb, CB, 1970-72
 Pearson, Preston, RB, 1975-80
 Downs, Michael, S, 1981-88
 Palmer, Paul, RB, 1989
 Smith, Kevin, CB, 1992-99

27

Gaechter, Mike, S, 1962-69
 Thomas, Bill, RB, 1972
 Fellows, Ron, CB, 1981-86
 Haynes, Tommy, S, 1987
 Eversett, Curvin, RB, 1991-92
 Everett, Thomas, S, 1992-93
 (Everett also wore #31)
 Tremble, Greg, S, 1995
 Mobley, Singor, S, 1997-99



28

Granger, Norm, RB, 1984
Blount, Alvin, RB, 1987
Stewart, Curtis, RB, 1989
Woodson, Darren, S, 1992-99

29

Lavette, Robert, RB, 1985-87
Green, Alex, CB, 1987
(Green also wore #48)
Johnson, Undra, RB, 1989
Gant, Kenneth, CB, 1990-94
Brice, Alundis, CB, 1995-96
(Brice also wore #21 and #23)
Billups, Terry, CB, 1998
Akins, Chris, S, 1999

30

Dowdle, Mike, RB/LB, 1960-62
Van Raaphorst, Dick, K, 1964
Reeves, Dan, RB/CB, 1965-72
Young, Charles, RB, 1974-76
Newsome, Timmy, RB, 1980-88
Holt, Issiac, CB, 1989-92
Studstill, Darren, S, 1994
Teague, George, S, 1996, 1998-99
(Teague also wore #31)
Wheaton, Kenny, CB, 1997-99

31

Cone, Fred, K, 1960
Marsh, Amos, RB, 1961-64
Stokes, Sim, WR, 1967
Brown, Otto, DB, 1969
Richardson, Gloster, WR, 1971
Barnes, Benny, DB, 1972-82
Allen, Gary, RB, 1983-84
Hill, Bill, CB, 1987
Owens, Billy, DB, 1988
Everett, Thomas, S, 1992-93
(Everett also wore #27)
Marion, Brock, S, 1993-97
Teague, George, S, 1996, 1998-99
(Teague also wore #30)

32

Franchhauser, Tom, CB, 1960-61
Garrison, Walt, RB, 1966-74
Thurman, Dennis, DB, 1978-85
Jackson, Tim, S, 1989
Highsmith, Alonzo, FB, 1990-91
Thomas, Blair, RB, 1994
Hughes, Tyrone, CB, 1998

33

Babb, Gene, LB/RB, 1960-61
Hayes, Wendell, RB, 1963
Wayt, Russell, LB, 1965
Thomas, Duane, RB, 1970-71
Pinder, Cyril, RB, 1973
Percival, Mac, K, 1974
Dorsett, Tony, RB, 1977-87
Brown, Eric, DB, 1989
Smith, Timmy, RB, 1990

34

Doelling, Fred, S, 1960
Douglas, Merrill, RB, 1961
Green, Cornell, DB, 1962-74
Mitchell, Aaron, CB, 1979-80
Hunter, Monty, S, 1982
Walker, Herschel, RB, 1986-89, 1996-97

Agee, Tommie, FB, 1990-94
Brown, Larry, CB, 1991-95, 1998
(Brown also wore #24)
Lester, Tim, FB, 1999

35

Kowalczyk, Walt, RB, 1960
Lockett, J.W., RB, 1961-62
Gent, Pete, WR/TE, 1964-68
Hill, Calvin, RB, 1969-74
Laidlaw, Scott, RB, 1975-79
McSwain, Chuck, RB, 1983-84
Armstrong, Jimmy, DB, 1987
(Armstrong also wore #10)
Scott, Kevin, RB, 1989
Davis, Wendell, CB, 1996-99
Chancey, Robert, RB, 1999

36

Bielski, Dick, TE, 1960-61
Williams, Joe, RB, 1971
Brinson, Larry, RB, 1977-79
Albritton, Vince, S/LB, 1984-91
Ross, Dominique, RB, 1995-96
Smith, Tarik, RB, 1998-99

37

Dunn, Perry Lee, RB, 1964-65
Clark, Phil, DB, 1967-69
Thomas, Ike, CB, 1971
Morgan, Dennis, RB, 1974
Jensen, Jim, RB, 1976
White, Gerald, FB, 1987
Washington, James, S, 1990-94
Vaughn, Lee, DB, 1997

38

Baker, Sam, P/K, 1962-63
Williams, John, FB, 1985
Francis, Ron, CB, 1987-90
Hall, Chris, S, 1993
Lang, David, RB, 1995
Hawthorne, Duane, CB, 1999

39

Jones, E.J., RB, 1987
Sargent, Broderick, FB, 1989
Perryman, Robert, FB, 1990
Smith, Donald, S, 1991
Gainer, Derrick, RB, 1992-93
Neufeld, Ryan, FB, 1999

40

Harris, Jim, S, 1961
Stiger, Jim, RB, 1963-65
Conrad, Bobby Joe, WR, 1969
Strayhorn, Les, RB, 1973-74
Hurt, Eric, CB, 1980
Bates, Bill, S, 1983-97

41

Livingston, Warren, CB, 1961-66
Waters, Charlie, DB, 1970-78, 1980-81
Coleman, Anthony, DB, 1987
Wright, Charles, DB, 1988
Thomas, Dave, CB, 1993-94
Reece, John, CB, 1997

42

McIlhenny, Don, RB, 1960-61
Ridlon, Jim, S, 1963-64

Whitfield, A.D., RB, 1965
Welch, Claxton, RB, 1969-71
Hughes, Randy, S, 1975-80
Easmon, Ricky, DB, 1985
Clack, Darryl, RB, 1986-89
Smagala, Stan, DB, 1990-91
Wilson, Robert, FB, 1994
Williams, Charlie, S, 1995-99
(Williams also wore #25)
Warren, Chris, RB, 1998-99

43

Perkins, Don, RB, 1961-68
Harris, Cliff, S, 1970-79
Patterson, Elvis, CB, 1993
Briggs, Greg, S, 1995
Reese, Izell, S, 1998-99

44

Bishop, Don, CB, 1960-65
Newhouse, Robert, FB, 1972-83
Gowdy, Cornell, DB, 1986
Courville, Vince, WR, 1987
(Courville also wore #81)
Brooks, Michael, S, 1990
Coleman, Lincoln, RB, 1993-94
Thomas, Robert, LB/FB, 1998-99
(Thomas also wore #59)

45

Dupre, L.G., RB, 1960-61
Daniels, Dick, S, 1966-68
(Daniels also wore #21)
Flowers, Richmond, S, 1969-71
Robinson, Larry, RB, 1973
Woolsey, Rolly, DB, 1975
Wilson, Steve, WR/CB, 1979-81
(Wilson also wore #81)
Hendrix, Manny, CB, 1986-91
Sualua, Nicky, FB, 1997-98

46

Shy, Les, RB, 1966-69
(Shy also wore #25)
Baynham, Craig, RB, 1967-69
Washington, Mark, CB, 1970-78
Solomon, Roland, S, 1980
Fowler, Todd, FB, 1985-88
Blake, Ricky, RB, 1991
Fishback, Joe, S, 1993-94

47

Maegle, Dick, S, 1961
Clinksale, Dextor, S, 1980, 1982-85
Scott, Chuck, WR, 1987
Holmes, Clayton, CB, 1992-95

48

Green, Alex, CB, 1987
(Green also wore #29)
Johnston, Daryl, FB, 1989-99

50

Tubbs, Jerry, LB, 1960-67
Lewis, D.D., LB, 1968, 1970-81
Rohrer, Jeff, LB, 1982-87
Hendrickson, Steve, LB, 1989
(Hendrickson also wore #58)
Harper, Dave, LB, 1990
Brownlow, Darrick, LB, 1991, 1994
(Brownlow also wore #59)



Abrams, Bobby, LB, 1992-93
 Shiver, Clay, C, 1996-98
 Tolbert, Brandon, LB, 1998-99
 (Tolbert also wore #53)

51

Braatz, Tom, LB, 1960
 Hoyem, Lynn, C/G, 1962-63
 Manders, Dave, C, 1964-66, 1968-74
 Dickerson, Anthony, LB, 1980-84
 Jones, Dale, LB, 1987
 Swan, Russ, LB, 1987
 (Swan also wore #57)
 Norton, Ken, LB, 1988-93
 Thomas, Broderick, LB, 1996-98

52

Hansen, Wayne, LB, 1960
 Edwards, Dave, LB, 1963-75
 Eidson, Jim, G/C, 1976
 Shaw, Robert, C, 1979-81
 McLean, Scott, LB, 1983
 Cannon, Billy, LB, 1984
 Dulliban, Chris, LB, 1987
 Hurd, Jeff, LB, 1987
 (Hurd also wore #58)
 Scott, Sean, LB, 1988
 Pruitt, Mickey, LB, 1991-92
 Schwantz, Jim, LB, 1994-96
 Coakley, Dexter, LB, 1997-99

53

Connelly, Mike, C, 1960-67
 (Connelly also wore #54)
 Simmons, Dave, LB, 1968
 Whittingham, Fred, LB, 1969
 Babinecz, John, LB, 1972-73
 Breunig, Bob, LB, 1975-84
 Jax, Garth, LB, 1986-88
 Simmons, Victor, LB, 1987
 Elam, Onzy, LB, 1989
 Shannon, Randy, LB, 1989-90
 (Shannon also wore #94)
 Stepnoski, Mark, C, 1989-94, 1999
 (Stepnoski also wore #70)
 Donaldson, Ray, C, 1995-96
 Tolbert, Brandon, LB, 1998-99
 (Tolbert also wore #50)

54

Connelly, Mike, C, 1960-67
 (Connelly also wore #53)
 Howley, Chuck, LB, 1961-73
 White, Randy, DT/LB, 1975-88
 Solomon, Jesse, LB, 1989-90
 Fieldings, Anthony, LB, 1995
 Hardy, Darryl, LB, 1995, 1997
 Hambrick, Darren, LB, 1998

55

Jordan, Lee Roy, LB, 1963-76
 Huther, Bruce, LB, 1977-80, 1983
 (Huther also wore #57)
 Spradlin, Danny, LB, 1981-82
 DeOssie, Steve, LB, 1984-88
 Flaherty, Harry, LB, 1987
 Del Rio, Jack, LB, 1989-91
 Jones, Robert, LB, 1992-95
 Strickland, Fred, LB, 1996-98
 Hall, Lemanski, LB, 1999

56

Patera, Jack, LB, 1960-61

Long, Bob, LB, 1962
 Hays, Harold, LB, 1963-67
 Stincic, Tom, LB, 1969-71
 Barnes, Rodrigo, LB, 1973-74
 Henderson, Thomas, LB, 1975-79
 Roe, Bill, LB, 1980
 Lockhart, Eugene, LB, 1984-90
 Roper, John, LB, 1993
 Barnes, Reggie, LB, 1995
 Godfrey, Randall, LB, 1996-99

57

Walker, Malcolm, C, 1966-69
 Keller, Mike, LB, 1972
 Walker, Louie, LB, 1974
 Davis, Kyle, C, 1975
 Huther, Bruce, LB, 1977-80, 1983
 (Huther also wore #55)
 King, Angelo, LB, 1981-83
 Turner, Jimmie, LB, 1984
 Burton, Ron, LB, 1987-89
 Swan, Russ, LB, 1987
 (Swan also wore #51)
 Smith, Vinson, LB, 1990-92, 1997
 Campos, Alan, LB, 1996
 Smith, Myron, LB, 1998
 Coryatt, Quentin, LB, 1999

58

Peterson, Calvin, LB, 1974-75
 Hegman, Mike, LB, 1976-88
 Hurd, Jeff, LB, 1987
 (Hurd also wore #52)
 Hendrickson, Steve, LB, 1989
 (Hendrickson also wore #50)
 Edwards, Dixon, LB, 1991-95
 Hemsley, Nate, LB, 1997-99

59

Hutcherson, Ken, LB, 1974
 Capone, Warren, LB, 1975
 Brown, Guy, LB, 1977-82
 Walter, Mike, LB, 1983
 Penn, Jesse, LB, 1985-87
 Timmer, Kirk, LB, 1987
 Cobb, Garry, LB, 1988-89
 Brownlow, Darrick, LB, 1991, 1994
 (Brownlow also wore #50)
 Smith, Darrin, LB, 1993-96
 Thomas, Robert, LB/FB, 1998-99
 (Thomas also wore #44)
 Nguyen, Dat, LB, 1999

60

Guy, Buzz, G, 1960
 Isbell, Joe Bob, G, 1962-65
 Burkett, Jackie, LB, 1968-69
 Kiner, Steve, LB, 1970
 Caffey, Lee Roy, LB, 1971
 Killian, Gene, G, 1974
 Randall, Tom, G, 1978
 Smerek, Don, DL, 1981-87
 Hamel, Dean, DT, 1989-90
 Hill, Tony, DE, 1991-92
 (Hill also wore #90)
 Kennard, Derek, G, 1994-96
 Brymer, Chris, C/G, 1999

61

Putnam, Duane, G, 1960
 Green, Allen, P/K, 1961
 Nye, Blaine, G, 1968-76
 Cooper, Jim, OL, 1977-86

Newton, Nate, G/T, 1986-98
 (Newton also wore #67)

62

Healy, Don, DT, 1960-61
 (Healy also wore #78)
 Cvercko, Andy, G, 1961-62
 Poimboeuf, Lance, K, 1963
 Donohue, Leon, G, 1965-67
 Fitzgerald, John, C, 1971-80
 Baldinger, Brian, OL, 1982-84, 1986-87
 Zentic, Mike, C, 1987
 Brotzki, Bob, T, 1988
 Oswald, Paul, G, 1988
 Tolbert, Tony, DL, 1989-97
 (Tolbert also wore #92)
 Hellestrae, Dale, OL, 1990-99
 (Hellestrae also wore #70)
 Parrish, James, T, 1993-94
 Mysliński, Tom, G/C, 1999

63

Falls, Mike, G, 1960-61
 Cole, Larry, DL, 1968-80
 Titensor, Glen, G, 1981-86, 1988
 Shields, Joe, OL, 1987
 Brinkley, Lester, DL, 1990
 Gesek, John, G, 1990-93
 (Gesek also wore #67)
 Hannah, Shane, G, 1995
 Flannery, John, G, 1996-97
 Kisela, Michael, C/G, 1998-99

64

Grottkau, Bob, G, 1961
 Liscio, Tony, T, 1963-64, 1966-71
 (Liscio also wore #72)
 Smith, Jim Ray, G/T, 1963-64
 Johnson, Mitch, G, 1965
 Hagen, Halvor, C/G, 1969-70
 Arneson, Jim, C/G, 1973-74
 Rafferty, Tom, G/C, 1976-89
 Lilja, George, C, 1987
 (Lilja also wore #67)

65

Schoenke, Ray, T, 1963-64
 Wilbur, John, T, 1966-69
 Stalls, Dave, DE, 1977-79
 Petersen, Kurt, G, 1980-85
 Westberry, Gary, C, 1987
 White, Bob, OL, 1987-89
 (White also wore #70)
 Slaton, Tony, G, 1990
 Stone, Ron, T, 1993-95

66

Husmann, Ed, DT, 1960
 Andrie, George, DE, 1962-72
 Lawless, Burton, G, 1975-79
 Wells, Norm, G, 1980
 Schultz, Chris, T, 1983, 1985
 Baker, Jesse, DE, 1986
 Gogan, Kevin, T, 1987-93
 Hutson, Tony, G, 1996-99

67

Houser, John, C/G, 1960-61
 Kupp, Jake, G, 1964-65
 Toomay, Pat, DE, 1970-74
 Donovan, Pat, T, 1975-83
 Thompson, Broderick, G, 1985



Newton, Nate, G/T, 1986-98
(Newton also wore #61)

Lilja, George, C, 1987
(Lilja also wore #64)

Walker, Gary, OL, 1987

Shearin, Joe, C, 1987

Smith, Sean, DT, 1989

Gesek, John, G, 1980-93
(Gesek also wore #63)

Maryland, Russell, DT, 1991-95

McIver, Everett, G, 1998-99

68

Reese, Guy, DT, 1962-63

Boeke, Jim, T, 1964-67

Scott, Herb, G, 1975-84

Ker, Crawford, G, 1985-90

Cornish, Frank, C, 1992-94

Batiste, Michael, DT/G, 1995

Ross, Oliver, T, 1998

69

Hegamin, George, T, 1994-97

Fricke, Ben, G/C, 1999

70

McCreary, Bob, T, 1961

Memmelaar, Dale, G, 1962-63

Sandeman, Bill, DT, 1966

Wright, Rayfield, TE/T, 1967-79
(Wright also wore #85)

Richards, Howard, G/T, 1981-86

White, Bob, OL, 1987-89
(White also wore #65)

Stepnoski, Mark, C, 1989-94, 1999
(Stepnoski also wore #53)

Hellestrae, Dale, OL, 1990-99
(Hellestrae also wore #62)

71

Dickson, Paul, T, 1960

Granger, Charlie, T, 1961

Talbert, Don, DE/OT, 1962, 1965, 1971
(Talbert also wore #72)

Townes, Willie, DE, 1966-68

Wallace, Rodney, G/T, 1971-73

Frederick, Andy, T, 1977-81

Tuinei, Mark, OT/DL, 1983-97

Dwyer, Mike, DT, 1987

72

Herchman, Bill, DT, 1960-61

Talbert, Don, DE/OT, 1962, 1965, 1971
(Talbert also wore #71)

Liscio, Tony, T, 1963-64, 1966-71
(Liscio also wore #64)

Jones, Ed, DE, 1974-78, 1980-89

Cheek, Louis, OL, 1990

Sullivan, Mike, T, 1991

Childress, Ray, DT, 1996

73

Fisher, Ray, T, 1960

Clark, Monte, T, 1962

Neely, Ralph, G/T, 1965-77

Wright, Steve, T, 1981-82

Kitson, Syd, G, 1984

Ploeger, Kurt, DL, 1986

Burnette, Dave, T, 1987

Noonan, Danny, DL, 1987-92

Allen, Larry, G/T, 1994-99

74

Lilly, Bob, DL, 1961-74

75

Fry, Bob, T, 1960-64

Pugh, Jethro, DT, 1965-78

Pozderac, Phil, T, 1982-87

Smith, Daryle, T, 1987-88
(Smith also wore #79)

Carter, Jon, DT, 1989

Castillas, Tony, DT, 1991-93, 1996-97

Noble, Brandon, DT, 1999

76

Gonzaga, John, DE, 1960

Nutting, Ed, T, 1963

Frank, Bill, T, 1964

Diehl, John, DT, 1965

Niland, John, G, 1966-74

Bethea, Larry, DL, 1978-83

Aughtman, Dowe, OL, 1984

Otto, Bob, DL, 1986

Zimmerman, Jeff, G, 1987-90

Veingrad, Alan, OL, 1991-92

Reynolds, Jerry, T, 1994

Adams, Fiozell, G/T, 1998-99

77

Bradfute, Byron, T, 1960-61

Brock, Clyde, DT, 1962-63

Stephens, Larry, DE, 1963-67
(Stephens also wore #79)

Colvin, Jim, DT, 1964-66

East, Ron, DT, 1967-70
(East also wore #79)

Gregory, Bill, DL, 1971-77

Thornton, Bruce, DL, 1979-81

Jeffcoat, Jim, DE, 1983-94

Cisowski, Steve, T, 1987

Scifres, Steve, OL, 1997

Davis, Nathan, DT, 1998-99
(Davis also wore #99)

Page, Solomon, G/T, 1999

78

Healy, Don, DT, 1960-61
(Healy also wore #62)

Meyers, John, DT, 1962-63

Youmans, Maury, DE, 1964-65

Asher, Bob, T, 1970

Walton, Bruce, G, 1973-75

Schaum, Greg, DE, 1976

Dutton, John, DL, 1979-86

Widell, Dave, T, 1988-89

Lett, Leon, DL, 1991-99

79

Klein, Dick, T, 1960

Frost, Ken, DT, 1961-62

Stephens, Larry, DE, 1963-67
(Stephens also wore #77)

East, Ron, DT, 1967-70
(East also wore #77)

Gregg, Forrest, G/T, 1971

Martin, Harvey, DE, 1973-83

Hunt, John, G/T, 1984

Cesario, Sal, G, 1987

Smith, Daryle, T, 1987-88
(Smith also wore #75)

Broughton, Willie, DT, 1989-90

Williams, Erik, T, 1991-99

80

Murchison, Ola Lee, WR, 1961

Folkins, Lee, TE, 1962-64
(Folkins also wore #83)

Barnes, Gary, WR, 1963

McDaniels, David, WR, 1968

Hill, Tony, WR, 1977-86

Barksdale, Rod, WR, 1987

Spivey, Sebron, WR, 1987

Gay, Everett, WR, 1988

Ford, Bernard, WR, 1989

Harris, Rod, WR, 1990

Harper, Alvin, WR, 1991-94, 1999
(Harper also wore #82)

Gadsden, Oronde, WR, 1995

Williams, Stepfret, WR, 1996-97

81

Howton, Bill, WR, 1960-63

Bateman, Marv, P, 1972-74

Howard, Percy, WR, 1975

Steele, Robert, WR, 1978
(Steele also wore #82)

Smith, Jackie, TE, 1978

Wilson, Steve, WR/CB, 1979-81
(Wilson also wore #45)

Phillips, Kirk, WR, 1984

Powe, Karl, WR, 1985-86

Courville, Vince, WR, 1987
(Courville also wore #44)

Edwards, Kelvin, WR, 1987-88
(Edwards also wore #87)

Ankrom, Scott, WR, 1989

Wright Alexander, WR, 1990-92

Daniel, Tim, WR, 1993

Galbraith, Scott, TE, 1993-94, 1997
(Galbraith also wore #89)

Hervey, Edward, WR, 1995

Armstrong, Tyji, TE, 1996

Jeffers, Patrick, WR, 1998

Ismail, Raghib, WR, 1999

82

Clarke, Frank, TE/WR, 1960-67

Stowe, Otto, WR, 1973

Reece, Beasley, CB/WR, 1976

Steele, Robert, WR, 1978
(Steele also wore #81)

Simmons, Cleo, TE, 1983

Renfro, Mike, WR, 1984-87

Burbage, Cornell, WR, 1987-89
(Burbage also wore #15 and #89)

Shepard, Derrick, WR, 1989-91
(Shepard also wore #87)

Harper, Alvin, WR, 1991-94, 1999
(Harper also wore #80)

Smith, Jimmy, WR, 1992

Fleming, Cory, WR, 1994-95

Mitchell, Johnny, TE, 1996

Brooks, Macey, WR, 1997

Ogden, Jeff, WR, 1998-99

Brazzell, Chris, WR, 1999

McKnight, James, WR, 1999

83

Doran, Jim, WR, 1960-61

Folkins, Lee, TE, 1962-64
(Folkins also wore #80)

Deters, Harold, K, 1967

Clark, Mike, K, 1968-71, 1973
(Clark also wore #17)

Richards, Golden, WR, 1973-78

Donley, Doug, WR, 1981-84



Gonzalez, Leon, WR, 1985
 Martin, Kelvin, WR, 1987-92, 1996
 Mickey, Joey, TE, 1993
 Jackson, Willie, WR, 1994
 Watkins, Kendall, TE, 1995
 Miller, Anthony, WR, 1997
 Clay, Hayward, TE, 1998-99
 McGarity, Wane, WR, 1999
 Still, Bryan, WR, 1999

84

Wisener, Gary, WR, 1960
 Norman, Pettis, TE, 1962-70
 Fugett, Jean, TE, 1972-75
 Cosbie, Doug, TE, 1979-88
 Borresen, Rich, TE, 1987
 Jennings, Keith, TE, 1989
 Novacek, Jay, TE, 1990-96
 Lucky, Mike, TE, 1999

85

Cronin, Gene, LB, 1960
 Wright, Rayfield, TE/T, 1967-79
 (Wright also wore #70)
 Smith, Tody, DL, 1971-72
 Cornwell, Fred, TE, 1984-85
 Chandler, Thornton, TE, 1986-89
 (Chandler also wore #89)
 Folsom, Steve, TE, 1987-90
 Hendrix, Tim, TE, 1987
 McKinnon, Dennis, WR, 1990
 Williams, Kevin, WR, 1993-96
 Mills, Ernie, WR, 1998-99

86

Sherer, Dave, P, 1960
 Porterfield, Garry, DE, 1965
 Coleman, Ralph, LB, 1972
 Houston, Bill, WR, 1974
 Johnson, Butch, WR, 1976-83
 Harris, Duriel, WR, 1984
 Smith, Waddell, WR, 1984
 Duckett, Kenny, WR, 1985
 Sherrard, Mike, WR, 1986
 Dixon, James, WR/RB, 1989-91
 (Dixon also wore #21)
 Williams, Tyrone, WR, 1993
 Bjornson, Eric, TE, 1995-99

87

Borden, Nate, DE, 1960-61
 Stynchula, Andy, DE, 1968
 Truax, Billy, TE, 1971-73

Howard, Ron, TE, 1974-75
 Saldi, Jay, TE, 1976-82
 Banks, Gordon, WR, 1985-87
 Edwards, Kelvin, WR, 1987-88
 (Edwards also wore #81)
 Alexander, Ray, WR, 1988-89
 Shepard, Derrick, WR, 1989-91
 (Shepard also wore #82)
 Roberts, Alfredo, TE, 1991-92
 Davis, Billy, WR, 1995-98
 Tucker, Jason, WR, 1999

88

Davis, Sonny, LB, 1961
 Ridgway, Colin, P/K, 1965
 Randle, Sonny, WR, 1968
 Rucker, Reggie, WR, 1970-71
 Sellers, Ron, WR, 1972
 Pearson, Drew, WR, 1973-83
 Irvin, Michael, WR, 1988-99

89

Dugan, Fred, WR, 1960
 Davis, Donnie, WR, 1962
 Ditka, Mike, TE, 1969-72
 DuPree, Billy Joe, TE, 1973-83
 Salonen, Brian, TE/LB, 1984-85
 Chandler, Thornton, TE, 1986-89
 (Chandler also wore #85)
 Burbage, Cornell, WR, 1987-89
 (Burbage also wore #15 and #82)
 Awalt, Rob, TE, 1990-91
 Tennell, Derek, TE, 1992
 Blackwell, Kelly, TE, 1993
 Galbraith, Scott, TE, 1993-94, 1997
 (Galbraith also wore #81)
 Price, Jim, TE, 1993
 Ware, Derek, TE, 1996
 LaFleur, David, TE, 1997-99

90

Crockett, Willis, LB, 1990
 Hill, Tony, DE, 1991-92
 (Hill also wore #60)
 McIntosh, Todd, DT, 1994
 Sturgis, Oscar, DE, 1995
 Spellman, Alonzo, DT, 1999

91

Johnson, Walter, DT, 1987
 Vanderbeek, Matt, LB/DE, 1993-94
 Benson, Darren, DT, 1995-98

92

Perkins, Ray, DE, 1987
 Tolbert, Tony, DL, 1989-97
 (Tolbert also wore #62)

93

Cooper, Reggie, LB, 1991
 Ulufale, Mike, DT, 1996
 Smith, Artie, DT, 1998
 Zellner, Peppi, DE, 1999

94

Watts, Randy, DE, 1987
 Shannon, Randy, LB, 1989-90
 (Shannon also wore #53)
 Haley, Charles, DE, 1992-96
 Myers, Michael, DL, 1998-99

95

Walen, Mark, DT, 1987-88
 Hennings, Chad, DT, 1992-99

96

Stubbs, Daniel, DE, 1990-91
 Carver, Shante, DE, 1994-97
 (Carver also wore #98)
 Anderson, Antonio, DT, 1997-98
 Ekuban, Ebenezer, DE, 1999

97

Ponder, David, DT, 1985
 Lilly, Kevin, DT, 1989
 Jones, Jimmie, DL, 1990-93
 Pittman, Kavika, DE, 1996-99

98

Tippins, Ken, LB, 1989
 Willis, Mitch, DT, 1990
 Myles, Godfrey, LB, 1991-96
 Carver, Shante, DE, 1994-97
 (Carver also wore #96)
 Ellis, Greg, DE, 1998-99

99

Brooks, Kevin, DT, 1985-88
 Howard, David, LB, 1989-90
 McCormack, Hurvin, DT, 1994-98
 Davis, Nathan, DT, 1998-99
 (Davis also wore #77)

LEAST USED

Number Never Worn

49

Numbers Worn By Just One Player

2 Lin Elliott, K, 1992-93
 5 John Warren, P, 1983-84
 6 Luis Zendejas, K, 1987-89
 13 Jerry Rhome, QB, 1965-68
 16 Steve Pelluer, QB, 1984-88
 75 Bob Lilly, DL, 1961-74

MOST USED

Most Frequently Issued Numbers

81	-	18	Times
82	-	16	Times
83	-	15	Times
89	-	14	Times
57	-	13	Times
62	-	13	Times
67	-	13	Times
80	-	13	Times



Cowboys All-Time Honor Roll

ALL-TIME PRO BOWL APPEARANCES

Name, Position	Total Selections	Consecutive Streak
Bob Lilly, DT	11	10 (1964-73)
Mel Renfro, S/CB	10	10 (1964-73)
Randy White, DT	9	9 (1977-85)
Emmitt Smith, RB	8	6 (1990-95)
Don Perkins, RB	6	3 ('61-63, '66-68)
Chuck Howley, LB	6	5 (1965-69)
John Niland, G	6	6 (1968-73)
Rayfield Wright, T	6	6 (1971-76)
Cliff Harris, S	6	6 (1974-79)
Roger Staubach, QB	6	5 (1975-79)
Troy Aikman, QB	6	6 (1991-96)
Nate Newton, G	6	5 (1992-96)
George Andrie, DE	5	5 (1965-69)
Cornell Green, CB/S	5	3 (1965-67)
Lee Roy Jordan, LB	5	3 (1967-69)
Michael Irvin, WR	5	5 (1991-95)
Jay Novacek, TE	5	5 (1991-95)
Darren Woodson, S	5	5 (1994-98)
Larry Allen, G/T	5	5 (1995-99)
Calvin Hill, RB	4	3 (1972-74)
Harvey Martin, DE	4	4 (1976-79)
Pat Donovan, T	4	4 (1979-82)
Tony Dorsett, RB	4	3 (1981-83)
Everson Walls, CB	4	3 (1981-83)
Deion Sanders, CB	4	4 (1996-99)
Erik Williams, T	4	2 (1996-97)

PRO BOWL

1960 (1) -	Jim Doran, WR (1)
1961 (2) -	Dick Bielski, TE (1)
1962 (5) -	# Don Perkins, RB (1)
	Don Bishop, CB (1)
	Eddie LeBaron, QB (1)
	Bob Lilly, DE (1)
	Don Perkins, RB (2)
	Jerry Tubbs, LB (1)
1963 (3) -	Sam Baker, P (1)
	Lee Folkins, TE (1)
	Don Perkins, RB (3)
1964 (2) -	Bob Lilly, DT (2)
	# Mel Renfro, S (1)
1965 (6) -	George Andrie, DE (1)
	Cornell Green, CB (1)
	# Bob Hayes, WR (1)
	Chuck Howley, LB (1)
	Bob Lilly, DT (3)
	Mel Renfro, S (2)
1966 (9) -	George Andrie, DE (2)
	Cornell Green, CB (2)
	Bob Hayes, WR (2)
	Chuck Howley, LB (2)
	Bob Lilly, DT (4)
	Dave Manders, C (1)
	Don Meredith, QB (1)
	Don Perkins, RB (4)
	Mel Renfro, S (3)
1967 (10) -	George Andrie, DE (3)
	Cornell Green, CB (3)
	Bob Hayes, WR (3)
	Chuck Howley, LB (3)
	Lee Roy Jordan, LB (1)
	Bob Lilly, DT (5)
	Don Meredith, QB (2)
	Ralph Neely, T (1)
	Don Perkins, RB (5)
	Mel Renfro, S (4)
1968 (8) -	George Andrie, DE (4)
	Chuck Howley, LB (4)
	Lee Roy Jordan, LB (2)
	Bob Lilly, DT (6)
	Don Meredith, QB (3)
	John Niland, G (1)
	Don Perkins, RB (6)
	Mel Renfro, CB (5)

Pro Bowl (cont.)

1969 (8) -	a George Andrie, DE (5)
	* Calvin Hill, RB (1)
	# Chuck Howley, LB (5)
	Lee Roy Jordan, LB (3)
	Bob Lilly, DT (7)
	Ralph Neely, T (2)
	John Niland, G (2)
	Mel Renfro, CB (6)
1970 (3) -	Bob Lilly, DT (8)
	John Niland, G (3)
	b Mel Renfro, CB (7)
1971 (8) -	Cornell Green, S (4)
	Chuck Howley, LB (6)
	Bob Lilly, DT (9)
	John Niland, G (4)
	Mel Renfro, S (8)
	Roger Staubach, QB (1)
	Ron Widby, P (1)
	Rayfield Wright, T (1)
	Walt Garrison, RB (1)
1972 (7) -	Cornell Green, S (5)
	Calvin Hill, RB (2)
	* Bob Lilly, DT (10)
	John Niland, G (5)
	* Mel Renfro, CB (9)
	Rayfield Wright, T (2)
1973 (6) -	Calvin Hill, RB (3)
	* Lee Roy Jordan, LB (4)
	* Bob Lilly, DT (11)
	John Niland, G (6)
	Mel Renfro, CB (10)
	Rayfield Wright, T (3)
1974 (6) -	Cliff Harris, S (1)
	Calvin Hill, RB (4)
	Lee Roy Jordan, LB (5)
	Blaine Nye, G (1)
	Drew Pearson, WR (1)
	Rayfield Wright, T (4)
1975 (3) -	Cliff Harris, S (2)
	* Roger Staubach, QB (2)
	Rayfield Wright, T (5)
1976 (8) -	Billy Joe DuPree, TE (1)
	Cliff Harris, S (3)
	Harvey Martin, DE (1)
	Blaine Nye, G (2)
	Drew Pearson, WR (2)
	Roger Staubach, QB (3)
	Charlie Waters, S (1)
	Rayfield Wright, T (6)
1977 (8) -	Billy Joe DuPree, TE (2)
	Cliff Harris, S (4)
	Efren Herrera, K (1)
	Harvey Martin, DE (2)
	Drew Pearson, WR (3)
	* Roger Staubach, QB (4)
	Charlie Waters, S (2)
	Randy White, DT (1)
1978 (9) -	Tony Dorsett, RB (1)
	Billy Joe DuPree, TE (3)
	Cliff Harris, S (5)
	Thomas Henderson, LB (1)
	Tony Hill, WR (1)
	* Harvey Martin, DE (3)
	Roger Staubach, QB (5)
	Charlie Waters, S (3)
	Randy White, DT (2)
1979 (8) -	Bob Bruenig, LB (1)
	Pat Donovan, T (1)
	Cliff Harris, S (6)
	Tony Hill, WR (2)
	Harvey Martin, DE (4)
	Herb Scott, G (1)
	Roger Staubach, QB (6)
	Randy White, DT (3)
	Bob Bruenig, LB (2)
1980 (4) -	Pat Donovan, T (2)
	Herb Scott, G (2)
	Randy White, DT (4)



Pro Bowl (cont.)

- 1981 (7) - Pat Donovan, T (3)
 Tony Dorsett, RB (2)
 Ed Jones, DE (1)
 Herb Scott, G (3)
 Rafael Septien, K (1)
 # Everson Walls, CB (1)
 Randy White, DT (5)
 Bob Breunig, LB (3)
 1982 (7) - Pat Donovan, T (4)
 Tony Dorsett, RB (3)
 Ed Jones, DE (2)
 Everson Walls, CB (2)
 Danny White, QB (1)
 Randy White, DT (6)
 Doug Cosbie, TE (1)
 Tony Dorsett, RB (4)
 Ed Jones, DE (3)
 Everson Walls, CB (3)
 Randy White, DT (7)
 1984 (3) - Bill Bates, ST (1)
 Doug Cosbie, TE (2)
 Randy White, DT (8)
 1985 (4) - Doug Cosbie, TE (3)
 Tony Hill, WR (3)
 Everson Walls, CB (4)
 Randy White, DT (9)
 1987 (1) - Herschel Walker, RB (1)
 1988 (1) - Herschel Walker, RB (2)
 1990 (1) - # Emmitt Smith, RB (1)
 1991 (4) - Troy Aikman, QB (1)
 @ Michael Irvin, WR (1)
 Jay Novacek, TE (1)
 Emmitt Smith, RB (2)
 1992 (6) - Troy Aikman, QB (2)
 Michael Irvin, WR (2)
 Nate Newton, G (1)
 Jay Novacek, TE (2)
 Emmitt Smith, RB (3)
 Mark Stepnoski, C (1)
 1993 (11) - % Troy Aikman, QB (3)
 * Thomas Everett, S (1)
 Michael Irvin, WR (3)
 Daryl Johnston, FB (1)
 Russell Maryland, DT (1)
 Nate Newton, G (2)
 Ken Norton, LB (1)
 Jay Novacek, TE (3)
 * Emmitt Smith, RB (4)
 * Mark Stepnoski, C (2)
 Erik Williams, T (1)
 1994 (11) - Troy Aikman, QB (4)
 Charles Haley, DE (1)
 Michael Irvin, WR (4)
 Daryl Johnston, FB (2)
 Leon Lett, DT (1)
 Nate Newton, G (3)
 Jay Novacek, TE (4)
 * Emmitt Smith, RB (5)
 Mark Stepnoski, C (3)
 Mark Tuinei, T (1)
 Darren Woodson, S (1)
 1995 (10) - * Troy Aikman, QB (5)
 Larry Allen, G (1)
 * Ray Donaldson, C (1)
 Charley Haley, DE (2)
 Michael Irvin, WR (5)
 Nate Newton, G (4)
 Jay Novacek, TE (5)
 Emmitt Smith, RB (6)
 Mark Tuinei, T (2)
 Darren Woodson, S (2)
 1996 (9) - * Troy Aikman, QB (6)
 Larry Allen, G (2)
 * Ray Donaldson, C (2)
 Nate Newton, G (5)
 * Deion Sanders, CB (1)
 Jim Schwartz, ST (1)
 Tony Tolbert, DE (1)
 Erik Williams, T (2)
 Darren Woodson, S (3)

Pro Bowl (cont.)

- 1997 (4) - Larry Allen, G (3)
 * Deion Sanders, CB (2)
 Erik Williams, T (3)
 * Darren Woodson, S (4)
 1998 (6) - Larry Allen, T (4)
 Leon Lett, DT (2)
 Nate Newton, G (6)
 Deion Sanders, CB/KR (3)
 Emmitt Smith, RB (7)
 Darren Woodson, S (5)
 1999 (5) - * Larry Allen, G (5)
 Dexter Coakley, LB (1)
 * Deion Sanders, CB (4)
 Emmitt Smith, RB (8)
 Erik Williams, T (4)
- BOLD** starter **a** named outstanding lineman
 * selected but did not play **b** named outstanding back
 # rookie % top vote getter
 @ most valuable player
- | ALL PRO | |
|--------------|--|
| 1962 (2) - | Don Perkins, RB (1, AP, NEA)
Jerry Tubbs, LB (1, TSN) |
| 1963 (1) - | Chuck Howley, LB (1, TSN) |
| 1964 (3) - | Frank Clarke, TE (1, AP)
Bob Lilly, DT (1, AP, UPI, NEA)
Jim Ridlon, DB (1, TSN) |
| 1965 (3) - # | Bob Hayes, WR (1, TSN)
Bob Lilly, DT (2, AP, UPI, NEA, TSN)
Mel Renfro, S (1, NEA, TSN) |
| 1966 (7) - | Cornell Green, CB (1, AP, NEA, TSN)
Bob Hayes, WR (2, AP, UPI, NEA, TSN)
Chuck Howley, LB (2, AP, UPI, NEA)
Lee Roy Jordan, LB (1, TSN)
Bob Lilly, DT (3, AP, UPI, NEA, TSN)
Ralph Neely, T (1, TSN)
Dan Reeves, RB (1, TSN) |
| 1967 (7) - | George Andrie, DE (1, TSN)
Cornell Green, CB (2, AP, UPI, NEA, TSN)
Bob Hayes, WR (3, TSN)
Chuck Howley, LB (3, AP, TSN)
Bob Lilly, DT (4, AP, UPI, NEA, TSN)
Ralph Neely, T (2, AP, UPI, TSN)
Mel Renfro, S (2, TSN) |
| 1968 (5) - | Cornell Green, CB (3, NEA)
Bob Hayes, WR (4, AP)
Chuck Howley, LB (4, AP, NEA)
Bob Lilly, DT (5, AP, UPI, NEA)
Ralph Neely, T (3, AP, UPI, NEA) |
| 1969 (7) - | Cornell Green, CB (4, UPI)
Calvin Hill, RB (1, AP, UPI)
Chuck Howley, LB (5, AP, UPI, NEA)
Bob Lilly, DT (6, AP, NEA)
Ralph Neely, T (4, AP, UPI, NEA)
John Niland, G (1, AP)
Mel Renfro, S (3, NEA) |
| 1970 (1) - | Chuck Howley, LB (6, AP, PFWA) |
| 1971 (4) - | Bob Lilly, DT (7, AP, PFWA, NEA)
John Niland, G (2, AP, PFWA)
Mel Renfro, S (4, NEA)
Rayfield Wright, T (1, AP, PFWA) |
| 1972 (3) - | John Niland, G (3, AP)
Blaine Nye, CB (1, NEA)
Rayfield Wright, T (2, AP, UPI, PFWA, NEA) |
| 1973 (4) - | Calvin Hill, RB (2, PFWA)
Lee Roy Jordan, LB (2, NEA, PFWA)
Mel Renfro, CB (5, NEA, PFWA)
Rayfield Wright, T (3, AP, PFWA) |
| 1974 (1) - | Drew Pearson, WR (1, AP, PFWA) |
| 1975 (2) - | Cliff Harris, S (1, NEA)
Rayfield Wright, T (4, NEA) |
| 1976 (2) - | Cliff Harris, S (2, AP, PFWA, NEA)
Drew Pearson, WR (2, AP, PFWA) |
| 1977 (5) - | Cliff Harris, S (3, AP, PFWA, NEA)
Efen Herrera, K (1, AP, PFWA, NEA)
Harvey Martin, DE (1, AP, PFWA, NEA)
Drew Pearson, WR (3, AP, PFWA, NEA)
Charlie Waters, S (1, PFWA) |
| 1978 (3) - | Cliff Harris, S (4, AP, PFWA)
Charlie Waters, S (2, PFWA, NEA)
Randy White, DT (1, AP, PFWA, NEA) |



All-Pro (cont.)

- 1979 (1) - Randy White, DT (2, AP, PFWA, NEA)
 Herb Scott, G (1, AP, NEA)
 1980 (2) - Randy White, DT (3, PFWA, NEA)
 Tony Dorsett, RB (1, AP, PFWA, NEA)
 Ed Jones, DE (1, NEA)
 Herb Scott, G (2, AP)
 Rafael Septien, K (1, AP, PFWA)
 1982 (3) - Randy White, DT (4, AP, PFWA, NEA)
 Ed Jones, DE (2, AP)
 Everson Walls, CB (1, PFWA)
 Randy White, DT (5, AP, PFWA, NEA)
 1983 (2) - Everson Walls, CB (2, AP)
 Randy White, DT (6, AP, PFWA)
 1984 (2) - Michael Downs, S (PFWA)
 Randy White, DT (7, AP, PFWA, NEA)
 1985 (2) - Everson Walls, CB (3, PFWA)
 Randy White, DT (8, AP, NEA)
 1989 (1) - Eugene Lockhart, LB (1, TSN)
 1991 (2) - Michael Irvin, WR (1, AP, PFWA, NEA, TSN)
 Jay Novacek, TE (1, CPFN)
 1992 (4) - Kelvin Martin, PR (1, PFW, PFWA)
 Jay Novacek, TE (2, AP, PFW, PFWA, CPFN)
 Emmitt Smith, RB (1, AP, PFW, PFWA, NEA, TSN, CPFN, FD)
 Mark Stepnoski, C (1, NEA)
 1993 (3) - Troy Aikman, QB (1, TSN)
 Emmitt Smith, RB (2, AP, PFWA, PFW, TSN, CPFN, FD)
 Erik Williams, T (1, AP, PFWA, PFW, TSN, CPFN, FD)
 1994 (4) - Charles Haley, DE (1, AP, PFWA, PFW, TSN, CPFN, FD)
 Nate Newton, G (1, AP, PFWA, PFW, CPFN, FD)
 Emmitt Smith, RB (3, AP, PFWA, PFW, TSN, CPFN, FD)
 Darren Woodson, S (1, AP, PFWA, PFW, TSN, CPFN, FD)
 1995 (6) - Larry Allen, G (1, TSN, CPFN, FD)
 Nate Newton, G (2, AP, PFWA, PFW, TSN, FD)
 Deion Sanders, CB (1, TSN)
 Emmitt Smith, RB (4, AP, PFWA, PFW, TSN, CPFN, FD)
 Erik Williams, T (2, TSN)
 Darren Woodson, S (2, AP, PFWA, PFW, TSN, CPFN, FD)
 1996 (5) - Larry Allen, G (2, AP, PFWA, PFW, TSN, CPFN, FD)
 Deion Sanders, CB (2, AP, PFWA, PFW, TSN)
 Jim Schwartz, ST (1, PFWA, PFW)
 Erik Williams, T (3, AP)
 Darren Woodson, S (3, AP, PFWA, PFW, TSN, CPFN, FD)
 1997 (3) - Larry Allen, G (3, AP, PFWA, PFW, TSN, CPFN, FD)
 Richie Cunningham, K (1, AP, TSN)
 Deion Sanders, CB (3, AP, PFWA, PFW, TSN)
 Larry Allen, T (4, AP, PFW, TSN)
 Deion Sanders, CB (3, AP, PFW, TSN, FD)
 KR (1, PFW)
 Darren Woodson, S (4, TSN)
 1999 (2) - Larry Allen, G (5, AP, PFW, TSN, PFN)
 Deion Sanders, CB (4, TSN)

ALL-NFC

- 1970 (3) - Chuck Howley, LB (AP, UPI)
 John Niland, G (UPI)
 Mel Renfro, CB (AP)
 1972 (3) - Bob Lilly, DT (AP, UPI)
 John Niland, G (AP, UPI)
 Rayfield Wright, T (AP, UPI)
 1973 (5) - Calvin Hill, RB (AP, UPI)
 Lee Roy Jordan, LB (AP, UPI)
 John Niland, G (AP, UPI)
 Mel Renfro, CB (AP, UPI)
 Rayfield Wright, T (AP, UPI)
 1974 (3) - Cliff Harris, S (AP, UPI)
 Drew Pearson, WR (AP, UPI)
 Rayfield Wright, T (AP, UPI)

All-NFC (cont.)

- 1976 (5) - Billy Joe DuPree, TE (AP, UPI)
 Cliff Harris, S (AP, UPI)
 Blaine Nye, G (AP)
 Drew Pearson, WR (AP, UPI)
 Roger Staubach, QB (AP)
 1977 (5) - Cliff Harris, S (UPI)
 Efren Herrera, K (UPI)
 Harvey Martin, DE (UPI)
 Drew Pearson, WR (UPI)
 Roger Staubach, QB (UPI)
 1978 (6) - Tony Dorsett, RB (UPI)
 Billy Joe DuPree, TE (UPI)
 Cliff Harris, S (UPI)
 Herb Scott, G (UPI)
 Charlie Waters, S (UPI)
 Randy White, DT (UPI)
 1979 (6) - Bob Breunig, LB (PFW)
 Pat Donovan, T (UPI, PFW, TSN)
 Cliff Harris, S (TSN)
 Herb Scott, G (UPI, TSN)
 Roger Staubach, QB (UPI, PFW, TSN)
 Randy White, DT (UPI, PFW)
 1980 (4) - Bob Breunig, LB (UPI)
 Pat Donovan, T (UPI)
 Herb Scott, G (UPI)
 Randy White, DT (UPI, PFW, TSN)
 1981 (5) - Tony Dorsett, RB (UPI)
 Herb Scott, G (UPI)
 Ed Jones, DE (UPI)
 Rafael Septien, K (UPI)
 Randy White, DT (UPI)
 1982 (5) - Bob Breunig, LB (UPI)
 Pat Donovan, T (UPI)
 Tony Dorsett, RB (UPI)
 Everson Walls, CB (UPI)
 Randy White, DT (UPI)
 1983 (4) - Bob Breunig, LB (UPI)
 Ed Jones, DE (UPI, PFW)
 Everson Walls, CB (PFW)
 Randy White, DT (UPI, PFW)
 1984 (4) - Bill Bates, S (PFW)
 Michael Downs, S (UPI)
 Everson Walls, CB (UPI)
 Randy White, DT (UPI, FN)
 1985 (5) - Doug Cosbie, TE (UPI)
 Michael Downs, S (UPI)
 Tony Hill, WR (FN)
 Everson Walls, CB (UPI, FN)
 Randy White, DT (UPI, FN)
 1986 (1) - Randy White, DT (FN)
 1987 (1) - Herschel Walker, RB (PFW)
 1988 (1) - Herschel Walker, RB (UPI)
 1991 (3) - Michael Irvin, WR (UPI, FN)
 Jay Novacek, TE (UPI, FN, PFW)
 Emmitt Smith, RB (UPI, FN, PFW)
 1992 (4) - Nate Newton, G (UPI, FN)
 Jay Novacek, TE (UPI, FN)
 Emmitt Smith, RB (UPI, FN)
 Mark Stepnoski, C (UPI, FN)
 1993 (5) - Troy Aikman, QB (FN)
 Ken Norton, LB (FN)
 Emmitt Smith, RB (UPI, FN)
 Mark Stepnoski, C (UPI, FN)
 Erik Williams, T (UPI, FN)
 1994 (6) - Charles Haley, DE (UPI, FN)
 Leon Lett, DT (UPI, FN)
 Nate Newton, G (UPI, FN)
 Emmitt Smith, RB (UPI, FN)
 Mark Stepnoski, C (UPI, FN)
 Darren Woodson, S (UPI, FN)
 1995 (5) - Larry Allen, G (FN)
 Nate Newton, G (UPI)
 Jay Novacek, TE (UPI)
 Emmitt Smith, RB (UPI, FN)
 Darren Woodson, S (UPI, FN)
 1996 (4) - Larry Allen, G (UPI, FN)
 Deion Sanders, CB (UPI, FN)
 Tony Tolbert, DE (UPI, FN)
 Darren Woodson, S (UPI, FN)
 1997 (2) - Larry Allen, G (PFW, PFWA, FN)
 Deion Sanders, CB (PFW, PFWA, FN)



All NFC (cont.)

- 1998 (2) - Larry Allen, T, (PFW, FN)
Deion Sanders, CB (PFW, FN)
KR (PFW, FN)
- 1999 (3) - Larry Allen, G, (PFW, FN)
Deion Sanders, CB (PFW, FN)
Erik Williams, T (FN)

ALL-ROOKIE

- 1974 - Efen Herrera, K (PFWA)
Ed Jones, DE (PFWA)
- 1975 - Burton Lawless, G (PFWA)
Randy White, LB (PFWA)
- 1977 - Tony Dorsett, (PFWA)
- 1979 - Aaron Mitchell, CB (UPI)
- 1981 - Everson Walls, (PFWA, UPI)
- 1983 - Bill Bates, S (PFWA, UPI, PFW)
- 1984 - Eugene Lockhart, LB (PFWA, UPI, PFW, FD)
- 1987 - Roger Ruzek, K (UPI, PFW)
- 1988 - Michael Irvin, WR (FD)
- 1989 - Troy Aikman, QB (PFWA, UPI, PFW, CPFN)
James Dixon, KR (UPI, PFW)
- 1990 - Jimmie Jones, DT (PFWA, UPI, PFW)
Emmitt Smith, RB
(PFWA, UPI, FN, PFW, FD, CPFN)
- 1991 - Larry Brown, CB (PFWA, PFW, FD, FN)
Darrick Brownlow, LB (PFWA)
Russell Maryland, DT (PFWA, CPFN, PFW)
- 1992 - Robert Jones, LB (PFWA, PFW, CPFN, FN)
Darren Woodson, ST (PFW, PFWA)
- 1993 - Darrin Smith, LB (PFWA, CPFN, PFW, FN, FD)
Kevin Williams, WR (FN)
- 1994 - Larry Allen, T (PFWA, PFW, CPFN, FN)
Chris Boniol, K (PFWA, PFW)
- 1997 - Antonio Anderson, DT (PFW)
Dexter Coakley, LB (PFW, FN)
- 1998 - Flozell Adams, G (FD)
Greg Ellis, DE (FN, FD)
- 1999 - Ebenezer Ekuban, DE (PFW, FN)
Dat Nguyen, ST (FD)
Peppi Zellner, DE (CPFN)

NFL COACH OF THE YEAR

- 1966 - Tom Landry (AP)
1990 - Jimmy Johnson (AP)
1991 - Jimmy Johnson (FD)

NFC COACH OF THE YEAR

- 1966 - Tom Landry (UPI)
1975 - Tom Landry (UPI)
1978 - Tom Landry (FN)
1990 - Jimmy Johnson (UPI, CPFN)

NFL PLAYER OF THE YEAR

- 1993 - Emmitt Smith (AP, PFWA, TSN, PFW, FD)

BERT BELL AWARD

(presented by Maxwell Club to NFL Player of the Year)

- 1966 - Don Meredith, QB
1971 - Roger Staubach, QB
1993 - Emmitt Smith, RB

NFC PLAYER OF THE YEAR

- 1971 - Roger Staubach
1981 - Tony Dorsett (UPI)
1993 - Emmitt Smith (FN)

NFL OFFENSIVE PLAYER OF THE YEAR

- 1993 - Emmitt Smith (UPI, PFW, CPFN)

NFL DEFENSIVE PLAYER OF THE YEAR

- 1977 - Harvey Martin (UPI, PFW)
1994 - Charles Haley (FD)

NFC DEFENSIVE PLAYER OF THE YEAR

- 1994 - Charles Haley (UPI)

NFC OFFENSIVE LINEMAN OF THE YEAR

- 1996 - Larry Allen (NFLPA)
1997 - Larry Allen (NFLPA)

NFC DEFENSIVE BACK OF THE YEAR

- 1997 - Deion Sanders (NFLPA)

NFL SPECIAL TEAMS PLAYER OF THE YEAR

- 1984 - Bill Bates (USA Today, NFLPA)

NFC KICKER OF THE YEAR

- 1997 - Richie Cunningham (NFLPA)

NFL DEFENSIVE BACK OF THE YEAR

- 1982 - Everson Walls (NFL Alumni)

NFL DEFENSIVE LINEMAN OF THE YEAR

- 1982 - Randy White (NFL Alumni)

NFL OFFENSIVE LINEMAN OF THE YEAR

- 1994 - Nate Newton (NFL Alumni)
1997 - Larry Allen (NFL Alumni)

NFL QUARTERBACK OF THE YEAR

- 1993 - Troy Aikman (NFL Alumni)

NFL RUNNING BACK OF THE YEAR

- 1992 - Emmitt Smith (NFL Alumni)
1993 - Emmitt Smith (NFL Alumni)
1995 - Emmitt Smith (NFL Alumni)

NFL WIDE RECEIVER OF THE YEAR

- 1991 - Michael Irvin (NFL Alumni)

NFL TIGHT END OF THE YEAR

- 1993 - Jay Novacek (NFL Alumni)

NFL SPECIAL TEAMS PLAYER OF THE YEAR

- 1983 - # Bill Bates (NFL Alumni)
1984 - Bill Bates (NFL Alumni)
1996 - Jim Schwartz (NFL Alumni)
1998 - Deion Sanders (NFL Alumni)

GOLDEN TOE TROPHY (PFW) (top placekicker)

- 1981 - Rafael Septien

NFL ROOKIE OF THE YEAR

- 1977 - Tony Dorsett (NEA, PFWA, TSN)

NFC ROOKIE OF THE YEAR

- 1977 - Tony Dorsett (UPI, TSN)
1992 - Robert Jones, (UPI)

NFL OFFENSIVE ROOKIE OF THE YEAR

- 1969 - Calvin Hill, RB (AP)
1970 - Duane Thomas, RB (FN, PFG)
1977 - Tony Dorsett, RB (AP, PFW, FD)
1990 - Emmitt Smith, RB (AP, PFW, FN)

NFL MAN OF THE YEAR

- 1981 - Tom Landry (FN)
1997 - Troy Aikman

NFL PLAYER OF THE WEEK

- 1993 - Michael Irvin, vs. S.F., 10/17 (PFWA)
Emmitt Smith, @ Phil., 10/31 (PFWA)
Emmitt Smith, @ N.Y. Gia., 1/2/94 (PFWA)
1994 - Jason Garrett, vs. G.B., 11/24 (PFHOF)
1995 - Emmitt Smith, @ N.Y. Gia., 9/4 (PFHOF)
Emmitt Smith, @ Minn., 9/17 (PFHOF)
1998 - Deion Sanders, @ N.Y. Gia., 9/21 (PFHOF)
1999 - Troy Aikman, @ Wash., 9/12 (PFHOF)
Dexter Coakley, vs. Miami 11/25 (PFHOF)

NFC DEFENSIVE PLAYER OF THE WEEK

- 1984 - Randy White, vs. G.B., 9/23
Randy White, @ Phil., 12/2
1985 - Jim Jeffcoat, @ Wash., 11/10
Jim Jeffcoat, vs. N.Y. Gia., 12/15
1986 - Ed Jones, @ S.D., 11/16
1987 - Bill Bates, @ N.Y. Gia., 9/20
Ed Jones, vs. N.Y. Gia., 11/2
1988 - Ed Jones, vs. Atl., 9/25
1990 - Issiac Holt @ T.B., 10/7
James Washington, vs. Pho., 12/16
1993 - Kevin Smith, @ N.Y. Jets, 12/18
1994 - Charles Haley, @ Pitt., 9/4
Darren Woodson, @ Phil., 12/4
Darrin Smith, @ N.O., 12/19
1995 - Charles Haley, vs. Den., 9/10
1996 - Leon Lett, @ Phil., 9/30
George Teague, vs. Minn., 12/28
1999 - Dexter Coakley, vs. Miami, 11/25

NFC OFFENSIVE PLAYER OF THE WEEK

- 1985 - Tony Dorsett, vs. Pitt., 10/13
Danny White, vs. StL., 11/28
1987 - Kelvin Edwards, vs. Phil., 10/11
Herschel Walker, vs. StL., 12/27
1988 - # Michael Irvin, @ Wash., 12/11
1991 - Emmitt Smith, @ Pho., 9/22
Troy Aikman, vs. N.Y. Gia., 9/29
Michael Irvin, vs. Atl., 12/22



NFC OFFENSIVE PLAYER OF THE WEEK (cont.)

- 1992 - Emmitt Smith, vs. Wash., 9/7
 Michael Irvin, vs. Phil., 9/20
 Emmitt Smith, @ Raid., 10/25
 Erik Williams, vs. Phil., 11/1
 Emmitt Smith, vs. Chi., 12/27
 Troy Aikman, vs. Phil., 1/10/93
 Troy Aikman, @ S.F., 1/17/93
 1993 - Troy Aikman, vs. G.B., 10/3
 Michael Irvin, vs. S.F., 10/17
 Emmitt Smith, @ Phil., 10/31
 Emmitt Smith, @ N.Y. Gia., 1/2/94
 1994 - Troy Aikman, vs. Ariz., 10/9
 Alvin Harper, @ Cin., 10/30
 Jason Garrett, vs. G.B., 11/24
 Troy Aikman, vs. G.B., 1/8/95
 1995 - Emmitt Smith, @ N.Y. Gia., 9/4
 Emmitt Smith, @ Minn., 9/17
 Emmitt Smith, vs. G.B., 1/14/96
 1996 - Troy Aikman, @ Mia., 10/27
 1997 - Troy Aikman, @ Pitt., 8/31
 1998 - Emmitt Smith, vs. N.Y. Giants, 11/8
 1999 - Troy Aikman, @ Wash., 9/12

NFC SPECIAL TEAMS PLAYER OF THE WEEK

- 1993 - # Kevin Williams, vs. Gia., 11/7
 Eddie Murray, @ Minn., 12/12
 1994 - Bill Bates, vs. Phil., 10/16
 Kevin Williams, vs. Wash., 11/20
 Brock Marion, vs. G.B., 1/8/95
 1995 - John Jett, vs. G.B., 10/8
 Chris Boniol, vs. N.Y. Gia., 12/17
 1996 - Herschel Walker, vs. Atl., 10/20
 Chris Boniol, vs. G.B., 11/18
 Chris Boniol, vs. Minn., 12/28
 1999 - Toby Gowin, vs. Wash., 10/24

NFC PRIME TIME PLAYER OF THE WEEK

- 1998 - Deion Sanders, @ N.Y. Giants, 9/21

NFC OFFENSIVE PLAYER OF THE MONTH

- 1991 - Emmitt Smith, RB, December
 1992 - Emmitt Smith, RB, November
 Emmitt Smith, RB, December
 1993 - Troy Aikman, QB, October
 Emmitt Smith, RB, December
 1995 - Emmitt Smith, RB, September

NFC SPECIAL TEAMS PLAYER OF THE MONTH

- 1996 - Chris Boniol, K, November
 1997 - Richie Cunningham, K, September
 1999 - Jason Tucker, KR, December

NFL DEFENSIVE ROOKIE OF THE MONTH

- 1997 - Dexter Coakley, LB, October

SUPER BOWL MOST VALUABLE PLAYER

- SB V - Chuck Howley, LB
 SB VI - Roger Staubach, QB
 SB XII - Harvey Martin, DE
 Randy White, DT/LB
 SB XXVII - Troy Aikman, QB
 SB XXVIII - Emmitt Smith, RB
 SB XXX - Larry Brown, CB

ED BLOCK COURAGE AWARD

(nominee from each NFL team for courage in battling injuries)

- 1984 - James Jones, RB
 1985 - Howard Richards, OL
 1986 - Tony Dorsett, RB
 1987 - Brian Baldinger, OL
 1988 - Randy White, DT
 1989 - Ed Jones, DE
 1990 - Kelvin Martin, WR
 1991 - Ken Norton, LB
 1992 - Daryl Johnston, FB
 1993 - Bill Bates, S
 1994 - Mark Stepnoski, C
 1995 - Erik Williams, T
 1996 - Kevin Smith, CB
 1997 - Tony Tolbert, DE
 1998 - Darren Woodson, S
 1999 - Ernie Mills, WR

BOB LILLY AWARD (voted by Cowboys' fans for sportsmanship, dedication, leadership and achievement)

- 1985 - Randy White, DT
 1986 - Randy White, DT
 1987 - Danny White, QB
 1988 - Ed Jones, DE
 1989 - Ed Jones, DE
 1990 - Bill Bates, S
 1991 - Bill Bates, S
 1992 - Troy Aikman, QB
 1993 - Bill Bates, S
 1994 - Bill Bates, S
 1995 - Troy Aikman, QB
 1996 - Emmitt Smith, RB
 1997 - Troy Aikman, QB
 1998 - Troy Aikman, QB
 1999 - Emmitt Smith, RB

SPORTSMAN OF THE YEAR

- 1994 - Emmitt Smith (TSN)

DASA PRO ATHLETE OF THE YEAR

- 1991 - Michael Irvin, WR
 Emmitt Smith, RB
 1993 - Troy Aikman, QB
 Emmitt Smith, RB

DASA BIG "D" AWARD

- 1990 - Jimmy Johnson
 1991 - Jerry Jones
 1992 - Emmitt Smith

DASA FIELD SCOVELL AWARD

- 1970 - Dallas Cowboys
 1971 - Bob Lilly
 1975 - Roger Staubach
 1977 - Tom Landry
 1980 - Randy White
 1981 - Tony Dorsett
 1992 - Dallas Cowboys
 1994 - Troy Aikman
 1995 - Emmitt Smith

DASA COACH OF THE YEAR

- 1995 - Barry Switzer

DASA LEGENDS AWARD

- 1993 - Tom Landry

DASA GARY BRIDELL COURAGE AWARD

- 1994 - Bill Bates

DASA ROLE MODEL AWARD

- 1997 - Daryl Johnston
 1999 - Darren Woodson

NFL MAN OF THE YEAR

(Dallas nominees, Club winner underlined when selected)

- 1970 - Bob Lilly, John Niland, Pettis Norman
 1971 - John Niland, Jethro Pugh, Roger Staubach
 1972 - John Niland, Jethro Pugh, Roger Staubach
 1973 - Calvin Hill, John Niland, Roger Staubach
 1975 - John Fitzgerald, Bill Gregory, Roger Staubach
 1976 - Ralph Neely, Roger Staubach, Mark Washington
 1980 - Billy Joe DuPree, D.D. Lewis, Drew Pearson
 1981 - Billy Joe DuPree, D.D. Lewis, Robert Newhouse
 1982 - Bob Breunig, Tony Dorsett, Bill Joe DuPree
 1983 - Bob Breunig, Butch Johnson, Danny White
 1984 - Bob Breunig, Doug Cosbie, Howard Richards
 1985 - Bill Bates
 1986 - Jim Jeffcoat
 1987 - Jim Jeffcoat
 1988 - Herschel Walker
 1989 - Everson Walls
 1990 - Jim Jeffcoat
 1991 - Troy Aikman
 1992 - Troy Aikman, Jim Jeffcoat, James Washington
 1993 - Troy Aikman, Russell Maryland, James Washington
 1994 - Troy Aikman
 1995 - Troy Aikman, Daryl Johnston, Russell Maryland
 1996 - Troy Aikman, Bill Bates, Daryl Johnston
 1997 - Troy Aikman, Daryl Johnston, Emmitt Smith
 1998 - Richie Cunningham, Daryl Johnston, Emmitt Smith
 1999 - Emmitt Smith



Cowboys All-Time Draft

1960

EXPANSION DRAFT

FROM BALTIMORE

L.G. DUPRE

RB, Baylor, 5-11, 191

RAY KROUSE

DE, Maryland, 6-3, 275

DAVE SHERER

WR/P, Southern Methodist, 6-3, 210

FROM CHICAGO

DON HEALY

DT, Maryland, 6-3, 250

JACK JOHNSON

RB, Miami, Fla., 6-3, 198

PETE JOHNSON

RB, V.M.I., 6-2, 200

FROM CLEVELAND

LEROY BOLDEN

RB, Michigan State, 5-8, 175

FRANK CLARKE

WR/TE, Colorado, 6-0, 210

ED MODZELEWSKI

RB, Maryland, 6-1, 222

FROM DETROIT

CHARLES ANE

C, Southern California, 6-2, 260

GENE CRONIN

LB, Pacific, 6-2, 230

JIM DORAN

WR, Iowa State, 6-2, 200

FROM GREEN BAY

NATE BORDEN

DE, Indiana, 6-1, 240

BILL BUTLER

S, Tenn. Chattanooga, 5-10, 180

DON MCILHENNY

RB, Southern Methodist, 6-1, 195

FROM L.A. RAMS

TOM FRANKHAUSER

CB, Purdue, 6-0, 192

BOB FRY

T, Kentucky, 6-4, 238

DUANE PUTNAM

G, Pacific, 6-0, 231

FROM N.Y. GIANTS

AL BARRY

G, Southern California, 6-2, 230

MELWOOD "BUZ" GUY

G, Duke, 6-3, 248

DON HEINRICH

QB, Washington, 6-0, 180

FROM PHILADELPHIA

DICK BIELSKI

TE, Maryland, 6-1, 218

GERRY DELUCCA

T, Middle Tennessee St., 6-2, 248

BILL STRIEGEL

LB, Pacific, 6-2, 230

FROM PITTSBURGH

RAY FISHER

T/DT, Eastern Illinois, 6-3, 230

BOBBY LUNA

RB, Alabama, 6-1, 190

RAY MATHEWS

WR, Clemson, 6-0, 195

FROM ST. LOUIS

BOB CROSS

T, Kilgore J.C., 6-4, 250

ED HUSMANN

DT, Nebraska, 6-0, 230

JACK PATERA

LB, Oregon, 6-1, 225

FROM SAN FRANCISCO

FRED DUGAN

WR, Dayton, 6-3, 195

JOHN GONZAGA

DE, no college, 6-3, 250

JERRY TUBBS

LB, Oklahoma, 6-2, 220

FROM WASHINGTON

TOM BRAATZ

LB, Marquette, 6-2, 211

JOE NICELY

C, West Virginia, 6-1, 235

DOYLE NIX

RB, Southern Methodist, 6-1, 188

1961

(Drafted 2nd)

1. (A) NO CHOICE

Choice traded along with sixth choice to Washington for EDDIE LeBARON.

1. (B) BOB LILLY

DT, TCU, 6-5, 242 - Choice from Cleveland for first round pick in 1962.

2. E.J. HOLUB

LB, Texas Tech, 6-4, 218 (went to AFL).

3. STEW BARBER

G, Penn State, 6-3, 230 (went to AFL).

4. SONNY DAVIS

WR, Baylor, 6-2, 210.

5. NO CHOICE

Choice traded to San Francisco for GENE BABB.

6. NO CHOICE

Choice traded, along with first choice, to Washington for LeBARON.

7. ART GILMORE

HB, Oregon State, 6-0, 200.

8. DON TALBERT*

T, Texas, 6-5, 220.

9. GLYNN GREGORY

HB, SMU, 6-2, 195.

10. NO CHOICE

Choice traded to Green Bay for FRED CONE.

11. NORRIS STEVENSON

LB, Missouri, 6-1, 205.

12. LOWNDES SHINGLER

QB, Clemson, 6-1, 205.

13. DON GOODMAN

HB, Florida, 6-0, 200.

14. BILL SHAW

G, Georgia Tech, 6-3, 222 (went to AFL).

15. JULIUS VARNADO

T, San Francisco State, 6-4, 220, (went to AFL).

16. JERRY STEFFEN

HB, Colorado, 6-0, 190.

17. EVERETT CLOUD

HB, Maryland, 6-0, 190.

18. RANDY WILLIAMS

HB, Indiana, 6-3, 208.

19. LYNN HOYEM*

C, Long Beach State, 6-4, 225.

20. JERRY MORGAN

QB, Iowa State, 6-3, 195.

1962

(Drafted 4th)

1. NO CHOICE

Choice traded to Cleveland for first round pick in 1961 when Cowboys picked BOB LILLY.

2. SONNY GIBBS*

QB, TCU, 6-7, 225.

3. (A) NO CHOICE

Choice to Chicago for DON MEREDITH.

3. (B) BOBBY PLUMMER

G, TCU, 6-2, 235 - Choice from Cleveland for DUANE PUTNAM.

4. NO CHOICE

Choice to San Francisco for BILL HERCHMAN.

5. NO CHOICE

Choice to Los Angeles for JIMMY HARRIS.

6. (A) DONNIE DAVIS

TE, Southern University, 6-2, 235.

6. (B) GEORGE ANDRIE

DE, Marquette, 6-7, 247 - Choice and ALLEN GREEN from New York for FRED DUGAN.

7. NO CHOICE

Choice to Los Angeles for JOHN HOUSER.

8. KEN TUREAUD

RB, Michigan, 6-1, 198.

9. NO CHOICE

Choice to Baltimore for DON PERKINS.

10. JOHN M. LONGMEYER

G, Southern Illinois, 6-3, 230.

11. LARRY HUDAS

WR, Michigan St., 6-4, 208.

12. NO CHOICE

Choice to Green Bay for STEVE MEILINGER.

13. ROBERT MOSES

TE, Texas, 6-3, 211.

14. HAROLD HAYS*

G, Southern Mississippi, 6-3, 218.

15. GUY REESE

T, SMU, 6-5, 238.

16. ROBERT JOHNSTON

T, Rice, 6-4, 215.

17. RAY JACOBS

DT, Howard Payne, 6-3, 265 (went to AFL).

18. DAVE CLOUTIER*

RB, Maine, 6-0, 195 (went to AFL).

19. PAUL HOLMES

T, Georgia, 6-5, 220.

20. AMOS BULLOCKS

RB, Southern Illinois, 6-1, 197.

1963

(Drafted 6th)

1. LEE ROY JORDAN

LB, Alabama, 6-2, 210.

2. NO CHOICE

Choice traded, along with ninth choice, to Chicago for CHUCK HOWLEY.

3. JIM PRICE

LB, Auburn, 6-3, 225.

4. WHALEY HALL*

G, Mississippi, 6-3, 230.

5. NO CHOICE

Choice traded to New York for DICK NOLAN.

6. NO CHOICE

Choice traded to Green Bay for JOHN SUTRO.

7. MARV CLOTHIER

G, Kansas, 6-4, 220.

8. NO CHOICE

Choice traded to Green Bay for LEE FOLKINS.

9. NO CHOICE

Choice traded to Chicago.

10. ROD SCHEYER

T, Washington, 6-2, 220.



11. **RAY SCHOENKE**
C, Southern Methodist, 6-3, 225.
12. **BILL PERKINS**
FB, Iowa, 6-2, 218.
13. **PAUL WICKER***
T, Fresno State, 6-5, 248.
14. **LOU CIOCI**
LB, Boston College, 6-2, 225.
15. **JERRY OVERTON**
WR, Utah, 6-2, 192.
16. **DENNIS GOLDEN**
T, Holy Cross, 6-4, 235.
17. **ERNEST PARKS***
G, McMurry, 6-4, 230 (went to AFL).
18. **BILL FRANK**
T, Colorado, 6-4, 250.
19. **JIM STIGER**
RB, Washington, 5-11, 195.
20. **TOMMY LUCAS**
TE, Texas, 6-3, 218.

1964

(Drafted 4th)

1. **SCOTT APPLETON**
DT, Texas, 6-3, 240.
2. **MEL RENFRO**
DB, Oregon, 6-0, 195
3. **NO CHOICE**
Choice traded to L.A. Rams for BOB LONG and JOHN MEYERS.
4. **PERRY LEE DUNN**
DB, Mississippi, 6-2, 205.
5. **NO CHOICE**
Choice traded to Green Bay for GARY BARNES.
6. **(A) BILLY LOTHBRIDGE**
K-QB, Georgia Tech, 6-1, 188.
6. **(B) JIM CURRY**
WR, Cincinnati, 6-4, 215 - Choice from Cleveland for ANDY CVERCKO.
6. **(C) JIMMY EVANS**
WR, Texas Western, 6-1, 194 - Choice from Green Bay for JERRY NORTON.
7. **BOB HAYES***
WR, Florida A&M, 5-11, 189.
8. **AL GEVERINK**
RB, UCLA, 6-2, 190.
9. **JAKE KUPP**
G, Washington, 6-3, 215.
10. **ROGER STAUBACH***
QB, Navy, 6-2, 190.
11. **BOBBY CRENSHAW**
G, Baylor, 6-3, 230 (went to AFL).
12. **JOHNNY NORMAN**
WR, Northwestern Louisiana, 6-1, 185.
13. **JERRY RHOME***
QB, Tulsa, 6-0, 185.
14. **JIM WORDEN**
LB, Wittenberg, 6-1, 230.
15. **BILL VAN BURKLEO**
WR, Tulsa, 5-11, 185.
16. **PAUL CERCEL**
C, Pittsburgh, 6-2, 222.
17. **HARRY ABELL***
LB, Missouri, 6-3, 212 (went to AFL).
18. **NO SELECTION**
Player chosen not eligible.
19. **H.D. MURPHY**
DB, Oregon, 6-0, 190.
20. **JOHN HUGHES**
LB, Southern Methodist, 6-2, 220.

1965

(Drafted 6th)

1. **CRAIG MORTON**
QB, California, 6-4, 215.
2. **MALCOLM WALKER**
LB, Rice, 6-4, 245
3. **NO CHOICE**
Choice traded to Green Bay (who traded it to New York) for JOHN ROACH.
4. **(A) JIM SIDLE**
FB, Auburn, 6-2, 215.
4. **(B) BOB SVIHUS**
T, USC, 6-4, 240 (went to AFL)
Choice from Detroit for SONNY GIBBS.
5. **ROGER PETTEE**
LB, Florida, 6-4, 230.
6. **SONNY UTZ**
RB, VPI, 5-11, 215.
7. **BRIG OWENS**
DB, Cincinnati, 5-11, 183.
8. **RUSSELL WAYT**
LB, Rice, 6-4, 235.
9. **JIM ZANIOS**
FB, Texas Tech, 6-0, 215.
10. **GAYLON MCCOLLOUGH**
C, Alabama, 6-3, 215.
11. **JETHRO PUGH**
DT, Elizabeth City State, 6-6, 255.
12. **ERNE KELLERMAN**
QB, Miami, OH, 6-0, 175.
13. **JACK SCHRAUB**
TE, California, 6-6, 210.
14. **GARRY PORTERFIELD**
DE, Tulsa, 6-3, 235.
15. **GENE FOSTER**
RB, Arizona State, 6-0, 195 (went to AFL).
16. **DOUG McDOUGAL**
E, Oregon State, 6-4, 228.
17. **MITCH JOHNSON**
T, UCLA, 6-4, 245.
18. **MARTIN AMSLER**
DT, Evansville, 6-5, 250.
19. **MERV RETTENMUND**
HB, Ball State, 5-10, 195.
20. **RON BARLOW***
T, Kansas State, 6-2, 230.

1966

(Drafted 5th)

1. **JOHN NILAND**
G, Iowa, 6-3, 245.
2. **WILLIE TOWNES***
DE, Tulsa, 6-5, 265.
3. **NO CHOICE**
Choice to San Francisco for LEON DONOHUE.
4. **NO CHOICE**
Choice to Baltimore for RALPH NEELY.
5. **(A) NO CHOICE**
Choice to San Francisco for J.D. SMITH.
5. **(B) WALT GARRISON**
RB, Oklahoma State, 6-0, 209
Choice from Baltimore through Detroit for AMOS MARSH.
6. **BOB DUNLEVY**
WR, West Virginia, 6-4, 195.
7. **ART ROBINSON**
TE, Florida A&M, 6-0, 208.
8. **DON KUNIT**
RB, Penn State, 6-2, 200.
9. **DARRELL ELAM**
FL, West Virginia Tech, 6-2, 189.

10. **MASON MITCHELL**
RB, Washington, 6-1, 170.
11. **AUSTIN DENNEY***
TE, Tennessee, 6-2, 225.
12. **(A) LES SHY**
RB, Long Beach State, 6-1, 200 - Choice from Pittsburgh for LEE FOLKINS.
12. **(B) CRAIG BAYNHAM***
RB, Georgia Tech, 6-1, 200.
13. **RONNIE LAMB**
RB, South Carolina, 6-2, 216.
14. **LEWIS TURNER**
RB, Norfolk State, 6-2, 183.
15. **MARK GARTUNG***
DT, Oregon State, 6-4, 255.
16. **TOM PIGGEE**
RB, San Francisco State, 5-11, 200.
17. **GEORGE ALLEN**
T, West Texas State, 6-7, 245 (went to AFL).
18. **STEVE ORR**
DT, Washington, 6-4, 230.
19. **BRYON JOHNSON**
T, Central Washington State, 6-5, 255.
20. **LOU HUDSON**
FL, Minnesota, 6-5, 220.

1967

(Drafted 23rd)

1. **NO CHOICE**
Choice given along with second and two fifths, to Houston for RALPH NEELY.
2. **NO CHOICE**
NEELY trade.
3. **PHIL CLARK**
DB, Northwestern, 6-2, 207.
4. **CURTIS MARKER**
G, Northern Michigan, 6-2, 253.
5. **(A) NO CHOICE**
Choice and JIM STEFFEN from Washington for BRIG OWENS.
MITCH JOHNSON & JAKE KUPP; NEELY trade.
5. **(B) NO CHOICE**
Choice from Cleveland for JOE BOB ISBELL; NEELY trade.
5. **(C) NO CHOICE**
Choice to Green Bay for HENRY GREMMINGER.
6. **SIMS STOKES**
DB, Northern Arizona, 6-1, 198.
7. **RAYFIELD WRIGHT**
DE, Ft. Valley State, 6-7, 235.
8. **STEVE LAUB**
QB, Illinois Wesleyan, 6-1, 190.
9. **BYRON MORGAN**
DB, Findlay (Ohio), 6-3, 212.
10. **EUGENE BOWEN**
RB, Tennessee A&I, 5-8, 210.
11. **PAT RILEY**
WR, Kentucky, 6-2, 205.
12. **HAROLD DETERS**
K, North Carolina State, 6-0, 200.
13. **AL KERKIAN**
DE, Akron, 6-6, 235.
14. **TOM BOYD**
G, Tarleton State, 6-3, 250.
15. **LEAVEY DAVIS**
DB, Edward Waters College, FL, 6-4, 210.
16. **PAUL BROTHERS**
HB, Oregon State, 6-1, 195.
17. **GEORGE ADAMS**
LB, Morehead State, KY, 6-2, 218.



1968

(Drafted Alternately
20th, 19th, 21st)

- DENNIS HOMAN**
FL, Alabama, 6-1, 181.
- DAVID McDANIELS**
WR, Mississippi Valley, 6-4, 200.
- (A) NO CHOICE**
Choice to Minnesota for LANCE RENTZEL.
- (B) ED HARMON**
LB, Louisville, 6-4, 246 - Choice from Chicago for AUSTIN DENNEY and MAC PERCIVAL.
- (A) NO CHOICE**
Choice to New Orleans for LARRY STEPHENS.
- (B) JOHN DOUGLAS**
LB, Missouri, 6-2, 215 - Choice from New York for JIM COLVIN.
- BLAINE NYE**
G, Stanford, 6-4, 255.
- D.D. LEWIS**
LB, Mississippi State, 6-1, 210.
- BOB TAUCHER**
T, Nebraska, 6-4, 251.
- FRANK BROWN**
DE, Albany State, GA, 6-3, 249.
- KEN KMEIC**
DB, Illinois, 6-2, 187.
- BEN OLISON**
FL, Kansas, 6-1, 170.
- RON SHOTTS**
RB, Oklahoma, 6-0, 206.
- WILSON WHITTY**
LB, Boston University, 6-3, 224.
- CARTER LORD**
TE, Harvard, 6-2, 214.
- RON WILLIAMS**
DB, West Virginia, 6-2, 190.
- TOMMY LUNCEFORD**
P, Auburn, 6-2, 202.
- LARRY COLE**
DE, Hawaii, 6-5, 250.
- GEORGE NORDGREN**
RB, Houston, 6-0, 200.

1969

(Drafted Alternately
24th, 23rd, 22nd)

- CALVIN HILL**
RB, Yale, 6-3, 230.
- RICHMOND FLOWERS**
WR, Tennessee, 6-0, 183.
- (A) TOM STINCIC**
LB, Michigan, 6-2, 226.
- (B) HALVOR HAGEN**
DE, Weber State, 6-5, 250 - Choice from San Francisco for HAROLD HAYES.
- NO CHOICE**
Choice to New Orleans for - DAVE SIMMONS.
- (A) NO CHOICE**
Choice to Baltimore for ANDY STYNCHULA.
- (B) CHUCK KYLE**
LB, Purdue, 6-1, 220 - Choice from Los Angeles for COY BACON.
- RICH SHAW**
FL, Arizona St., 6-4, 205.
- LARRY BALES**
WR, Emory & Henry, 5-11, 185.
- ELMER BENHARDT**
LB, Missouri, 6-2, 200.
- CLAXTON WELCH**
RB, Oregon, 5-11, 200.

- STUART GOTTLIEB**
G, Weber State, 6-5, 250.
- CLARENCE WILLIAMS**
DT, Prairie View A&M, 6-5, 250.
- BOB BELDEN**
QB, Notre Dame, 6-2, 210.
- RENE MATISON**
WR, New Mexico, 6-0, 185.
- GERALD LUTRI**
T, Northern Michigan, 6-4, 256.
- BILL JUSTUS**
DB, Tennessee, 6-1, 180.
- FLOYD KERR**
DB, Colorado State, 6-3, 195.
- BILL BAILEY**
DT, Lewis & Clark, 6-4, 260.

1970

(Drafted 23rd)

- DUANE THOMAS**
RB, West Texas, 6-1, 220.
- (A) BOB ASHER**
T, Vanderbilt, 6-5, 250 - Choice from Chicago for CRAIG BAYN-HAM and PHIL CLARK.
- (B) MARGENE ADKINS**
WR, Herderson J.C., 5-10, 183.
- (A) CHARLIE WATERS**
CB, Clemson, 6-1, 193 - Choice from Houston through Cleveland for JERRY RHOME.
- (B) STEVE KINER**
LB, Tennessee, 6-1, 220 - Choice from Cleveland for JERRY RHOME.
- (C) DENTON FOX**
S, Texas Tech, 6-2, 205.
- JOHN FITZGERALD**
T, Boston College, 6-4, 265.
- NO CHOICE**
Choice to St. Louis for BOBBY JOE CONRAD.
- PAT TOOMAY**
DE, Vanderbilt, 6-5, 230.
- DON ABBEY**
LB, Penn State, 6-2, 252.
- JERRY DOSSEY**
G, Arkansas, 6-4, 244.
- ZENON ANDRUSYSHYN**
K, UCLA, 6-2, 212.
- PETE ATHAS**
S, Dade J.C., 6-0, 186.
- IVAN SOUTHERLAND**
DT, Clemson, 6-4, 246.
- JOE WILLIAMS**
RB, Wyoming, 6-1, 193.
- MARK WASHINGTON**
CB, Morgan State, 5-11, 183.
- JULIAN MARTIN**
WR, North Carolina Central, 6-3, 190.
- KEN DeLONG**
TE, Tennessee, 6-2, 223.
- SEABERN HILL**
CB, Arizona St., 6-2, 195.
- GLENN PATTERSON**
C, Nebraska, 6-3, 220.

1971

(Drafted 25th)

- TODY SMITH**
DE, Southern Cal., 6-5, 250.
- ISAAC THOMAS**
CB, Bishop, 6-2, 190.
- (A) SAM SCARBEE**
RB, New Mexico, 6-2, 235 - Choice from St. Louis for JOHN WILBUR.

- (B) BILL GREGORY**
DE, Wisconsin, 6-5, 240.
- (A) JOE CARTER**
TE, Grambling, 6-3, 219 - Choice from New Orleans for WILLIE TOWNES.
- (B) BUDDY MITCHELL**
T, Mississippi, 6-5, 232.
- RON KADZIEL**
LB, Stanford, 6-3, 215.
- STEVE MAIER**
WR, Northern Arizona, 6-3, 192.
- BILL GRIFFIN**
T-G, Catawba, 6-5, 250.
- RON JESSIE**
WR, Kansas, 6-0, 183.
- HONOR JACKSON**
WR, Pacific, 6-2, 190.
- RODNEY WALLACE**
DT, New Mexico, 6-5, 260.
- ERNEST BONWELL**
LB, Lane College, 6-4, 225.
- STEVE GOEPEL**
QB, Colgate, 6-2, 200.
- JAMES FORD**
RB, Texas Southern, 6-0, 200.
- TYRONE COUEY**
DB, Utah State, 6-2, 194.
- BOB YOUNG**
TE, Delaware, 6-5, 250.
- JOHN BRENNAN**
T, Boston College, 6-3, 260.
- JOHN BOMER**
C, Memphis State, 6-3, 230.

1972

(Drafted 26th)

- BILL THOMAS**
RB, Boston College, 6-2, 225.
- (A) ROBERT NEWHOUSE**
RB, Houston, 5-10, 202 - Choice from New England for HALVOR HAGEN and HONOR JACKSON.
- (B) JOHN BABINECZ**
LB, Villanova, 6-1, 222 - Choice from New Orleans for MARGENE ADKINS.
- (C) CHARLES MCKEE**
WR, Arizona, 6-2, 199.
- (A) MIKE KELLER**
LB, Michigan, 6-4, 221 - Choice from New England for HALVOR HAGEN and HONOR JACKSON.
- (B) MARV BATEMAN**
P-K, Utah, 6-4, 213.
- (A) TIM KEARNEY**
LB, Northern Michigan, 6-2, 225 - Choice from New Orleans for JOE WILLIAMS.
- (B) ROBERT WEST**
WR, San Diego St., 6-4, 218 - Choice from New England for STEVE KINER.
- (C) CHARLES ZAPIEC**
LB, Penn State, 6-2, 222 - Choice from Detroit for RON JESSIE.
- (D) NO CHOICE**
Choice to New Orleans for DON TALBERT.
- NO CHOICE**
Choice to San Diego for TONY LISCIO.
- CHARLES BOLDEN**
DB, Iowa, 6-3, 195.
- NO CHOICE**
Choice to Chicago for LEE ROY CHAFFY.
- RALPH COLEMAN**
LB, North Carolina A&T, 6-4, 216.

BOLD Indicates Made Active Roster



9. **ROY BELL**
RB, Oklahoma, 5-10, 208.
10. **RICHARD AMMAN**
DE, Florida State, 6-5, 234.
11. **LONNIE LEONARD**
T-G, North Carolina A&T, 6-4, 244.
12. **JIMMY HARRIS**
WR, Ohio State, 5-10, 180.
13. **JEAN FUGETT**
TE, Amherst, 6-3, 219.
14. **ALAN THOMPSON**
RB, Wisconsin, 6-0, 225.
15. **CARLOS ALVAREZ**
WR, Florida, 5-10, 198.
16. **GORDON LONGMIRE**
QB, Utah, 6-1, 205.
17. **ALFONSO CAIN**
DT, Bethune-Cookman, 6-3, 271.

1973

(Drafted Alternately

20th, 22nd, 21st)

1. **BILLY JOE DuPREE**
TE, Michigan State, 6-4, 225.
2. **(A) GOLDEN RICHARDS**
WR, Hawaii, 6-0, 172 - Choice from Green Bay for RON WIDBY and IKE THOMAS.
2. **(B) NO CHOICE**
Choice to Chicago as compensation for signing JACK CONCANNON.
3. **(A) HARVEY MARTIN**
DT, East Texas State, 6-5, 262 - Choice from Houston through New Orleans for TOM STINCIC.
3. **(B) NO CHOICE**
Choice to New England for RON SELLERS.
4. **DRANE SCRIVENER**
DB, Tulsa, 6-0, 176.
5. **BRUCE WALTON**
T, UCLA, 6-6, 251.
6. **BOB LEYEN**
G, Yale, 6-4, 256.
7. **RODRIGO BARNES**
LB, Rice, 6-1, 215.
8. **DAN WERNER**
QB, Michigan State, 6-4, 195.
9. **MIKE WHITE**
CB, Minnesota, 6-0, 196.
10. **CARL JOHNSON**
LB, Tennessee, 6-1, 225.
11. **GERALD CASWELL**
G, Colorado State, 6-4, 250.
12. **JIM ARNESON**
G, Arizona, 6-3, 236.
13. **JOHN SMITH**
WR, UCLA, 6-1, 187.
14. **BOB THORNTON**
G-C, North Carolina, 6-3, 234.
15. **WALT BAISY**
LB, Grambling, 6-2, 222.
16. **JOHN CONLEY**
TE, Hawaii, 6-2, 228.
17. **LES STRAYHORN**
RB, East Carolina, 5-10, 205.

1974

(Drafted Alternately

22nd, 21st, 20th, 23rd)

1. **(A) ED JONES**
DE, Tennessee State, 6-8, 260 - Choice from Houston for TODD SMITH and BILLY PARKS.
1. **(B) CHARLES YOUNG**
RB, North Carolina State, 6-1, 215.

2. **NO CHOICE**
Choice and RON SELLERS to Miami for OTTO STOWE.
3. **(A) DANNY WHITE**
QB, Arizona State, 6-2, 180 - Choice from Houston for TODD SMITH and BILLY PARKS.
3. **(B) CALVIN PETERSON**
LB, UCLA, 6-3, 218.
4. **(A) KEN HUTCHERSON**
LB, Livingston State, 6-1, 214 - Choice from Oakland for GLOSTER RICHARDSON.
4. **(B) ANDY ANDRADE**
RB-DB, Northern Michigan, 5-11, 193.
5. **JOHN KELSEY**
T, Missouri, 6-6, 226.
6. **JIM BRIGHT**
DB, UCLA, 6-1, 210.
7. **RAYMOND NESTER**
LB, Michigan State, 6-2, 224.
8. **MIKE HOLT**
DB, Michigan State, 5-11, 176.
9. **BILL DULIN**
T, Johnson C. Smith, 6-6, 244.
10. **DENNIS MORGAN**
DB, Western Illinois, 5-11, 203.
11. **HARVEY MCGEE**
WR, Southern Mississippi, 6-2, 209.
12. **KEITH BOBO**
QB, Southern Methodist, 6-3, 196.
13. **FRED LIMA**
K, Colorado, 5-9, 202.
14. **DOUG RICHARDS**
DB, Brigham Young, 6-4, 185.
15. **BRUCE CRAFT**
DT, Geneva, Pa., 6-4, 232.
16. **GENE KILLIAN**
T, Tennessee, 6-4, 225.
17. **LAWRIE SKOLROOD**
T, North Dakota, 6-5, 230.

1975

(Drafted 18th)

1. **(A) RANDY WHITE**
DE, Maryland, 6-4, 250 - Choice from N.Y. Giants for CRAIG MORTON.
1. **(B) THOMAS HENDERSON**
LB, Langston, 6-2, 214.
2. **BURTON LAWLESS**
G, Florida, 6-4, 253.
3. **BOB BREUNIG**
LB, Arizona State, 6-2, 236.
4. **(A) PAT DONOVAN**
DE, Stanford, 6-5, 240 - Choice from Houston for MIKE MONTGOMERY.
4. **(B) RANDY HUGHES**
DB, Oklahoma, 6-4, 209.
5. **(A) KYLE DAVIS**
C, Oklahoma, 6-3, 240 - Choice from Green Bay for JACK CONCANNON.
5. **(B) NO CHOICE**
Choice to Cincinnati for CLINT LONGLEY.
6. **ROLLY WOOLSEY**
DB, Boise State, 6-1, 175.
7. **MICHAEL HEGMAN**
LB, Tennessee State, 6-4, 220.
8. **MITCH HOOPES**
P, Arizona, 6-0, 210.
9. **ED JONES**
DB, Rutgers, 6-0, 193.

10. **DENNIS BOOKER**
RB, Millersville State, 6-1, 235.
11. **GREG KPALEK**
C, Oregon State, 6-5, 242.
12. **CHUCK BLAND**
DB, Cincinnati, 5-11, 188.
13. **HERB SCOTT**
G, Virginia Union, 6-2, 248.
14. **SCOTT LAIDLAW**
RB, Stanford, 6-0, 206.
15. **WILLIE HAMILTON**
RB, Arizona, 5-11, 182.
16. **PETE CLARK**
TE, Colorado State, 6-4, 234.
17. **JIM TESTERMAN**
TE, Dayton, 6-5, 225.

1976

(Drafted 27th)

1. **AARON KYLE**
DB, Wyoming, 5-11, 183.
2. **(A) JIM JENSEN**
RB, Iowa, 6-4, 226 - Choice from N.Y. Giants for CRAIG MORTON.
2. **(B) JIM EIDSON**
G, Mississippi St., 6-4, 253.
3. **(A) DUKE FERGUSON**
WR, San Diego St., 6-1, 186 - Choice from San Francisco for BOB HAYES.
3. **(B) JOHN SMITH**
RB, Boise State, 6-0, 191 - Choice from Denver for OTTO STOWE.
3. **(C) BUTCH JOHNSON**
WR, UC-Riverside, 6-1, 175.
4. **TOM RAFFERTY**
G, Penn State, 6-3, 248.
5. **WALLY PESUIT**
T, Kentucky, 6-4, 260.
6. **GREG MCGUIRE**
T, Indiana, 6-3, 265.
7. **(A) GREG SCHAUM**
DT, Michigan State, 6-4, 246 - Choice from San Diego for KEN HUTCHERSON.
7. **(B) DAVID WILLIAMS**
RB, Colorado, 6-2, 210.
8. **HENRY LAWS**
DB, South Carolina, 5-10, 171.
9. **BEASLEY REECE**
DB, North Texas, 6-1, 193.
10. **LEROY COOK**
DE, Alabama, 6-4, 212.
11. **CORNELIUS GREEN**
QB, Ohio, 5-11, 170.
12. **CHARLES McSHANE**
LB, Cal Lutheran, 6-2, 211.
13. **MARK DRISCOLL**
QB, Colorado St., 6-1, 184.
14. **LARRY MUSHINSKIE**
TE, Nebraska, 6-3, 217.
15. **DALE CURRY**
LB, UCLA, 6-2, 222.
16. **RICH COSTANZO**
T, Nebraska, 6-4, 260.
17. **STAN WOODFILL**
K, Oregon, 6-0, 190.

1977

(Drafted Alternately

24th, 25th, 26th)

1. **TONY DORSETT**
RB, Pittsburgh, 5-11, 192 - Choice from Seattle for Cowboys' first-round choice and three second-round choices.



2. **GLENN CARANO**
QB, Nevada-Las Vegas, 6-3, 195 -
Choice from Seattle for DUKE FER-
GERSON
3. **(A) TONY HILL**
WR, Stanford, 6-2, 196 - Choice
from Philadelphia for JOHN
NILAND
3. **(B) VAL BELCHER**
G, Houston, 6-3, 250.
4. **GUY BROWN**
LB, Houston, 6-4, 215.
5. **ANDY FREDERICK**
OL, New Mexico, 6-6, 241.
6. **JIM COOPER**
T, Temple, 6-5, 252.
7. **DAVID STALLS**
DT, Northern Colorado, 6-4, 236.
8. **(A) AL CLEVELAND**
DL, Pacific, 6-4, 246 - Choice from
San Diego for MITCH HOOPES.
8. **(B) FRED WILLIAMS**
RB, Arizona State, 5-10, 189.
9. **MARK CANTRELL**
C, North Carolina, 6-3, 252.
10. **STEVE DeBERG**
QB, San Jose State, 6-2, 205.
11. **DON WARDLOW**
TE, Washington, 6-6, 230.
12. **GREG PETERS**
OL, California, 6-5, 257.

1978

(Drafted 28th)

1. **LARRY BETHEA**
DL, Michigan State, 6-5, 258.
2. **TODD CHRISTENSEN**
RB-TE, Brigham Young, 6-3, 224.
3. **DAVID HUDGENS**
OL, Oklahoma, 6-5, 245.
4. **ALOIS BLACKWELL**
RB, Houston, 5-11, 194.
5. **RICH ROSEN**
G, Syracuse, 6-3, 242.
6. **HAROLD RANDOLPH**
LB, East Carolina, 6-1, 191.
7. **TOM RANDALL**
DT, Iowa State, 6-5, 248.
8. **HOMER BUTLER**
WR, UCLA, 6-1, 184.
9. **RUSS WILLIAMS**
DB, Tennessee, 6-1, 197.
10. **BARRY TOMASETTI**
OL, Iowa, 6-3, 249.
11. **DENNIS THURMAN**
S, Southern Cal, 5-11, 172.
12. **LEE WASHBURN**
OL, Montana State, 6-6, 253.

1979

(Drafted 27th)

1. **ROBERT SHAW**
C, Tennessee, 6-4, 252.
2. **AARON MITCHELL**
CB, Nevada-Las Vegas, 6-1, 196.
3. **DOUG COSBIE**
TE, Santa Clara, 6-6, 230 -
Swapped choices with Seattle in
BILL GREGORY trade.
4. **RALPH DeLOACH**
DE, California, 6-5, 254.
5. **(A) BOB HUKILL**
OL, North Carolina, 6-5, 250 -
Choice from Chicago for GOLDEN
RICHARDS.
5. **(B) CURTIS ANDERSON**
DE, Central State, OH, 6-6, 240 -

Choice from Seattle for EFREN
HERRERA.

5. **(C) RON SPRINGS**
RB, Ohio State, 6-0, 197.
6. **(A) TIM LAVENDER**
CB, Southern Cal, 6-3, 187 -
Choice from Seattle for BILL GRE-
GORY.
6. **(B) MIKE SALZANO**
OL, North Carolina, 6-3, 242 -
Choice from Denver for JIM
JENSEN.
6. **(C) CHRIS De FRANCE**
WR, Arizona State, 6-1, 205.
7. **GREG FITZPATRICK**
LB, Youngstown, 6-2, 227.
8. **BRUCE THORNTON**
DT, Illinois, 6-5, 266.
9. **GARRY COBB**
LB, Southern Cal., 6-2, 209.
10. **MIKE CALHOUN**
DT, Notre Dame, 6-4, 228.
11. **NO CHOICE**
Choice to Detroit for SKIP -BUTLER.
12. **QUENTIN LOWRY**
LB, Youngstown, 6-2, 225.

1980(Drafted Alternately
23rd, 24th, 25th)

1. **NO CHOICE**
Choice given along with second-
round choice to Baltimore for
JOHN DUTTON.
2. **NO CHOICE**
Choice given along with first-round
choice to Baltimore for JOHN DUT-
TON.
3. **(A) BILL ROE**
LB, Colorado, 6-3, 220 - Choice
from Chicago for GOLDEN
RICHARDS.
3. **(B) JAMES JONES**
RB, Mississippi State, 5-10, 200.
4. **KURT PETERSEN**
DL, Missouri, 6-5, 255.
5. **GARY HOGEBOOM**
QB, Central Michigan, 6-4, 195.
6. **TIMMY NEWSOME**
RB, Winston-Salem State, 6-1, 228.
7. **LESTER BROWN**
RB, Clemson, 5-11, 176.
8. **LARRY SAVAGE**
LB, Michigan State, 6-3, 225.
9. **JACKIE FLOWERS**
WR, Florida State, 6-0, 194.
10. **MATTHEW TEAGUE**
DE, Prairie View A&M, 6-4, 238.
11. **GARY PADJEN**
LB, Arizona State, 6-1, 238.
12. **NORM WELLS**
DT, Northwestern, 6-5, 249.

1981(Drafted Alternately
25th and 26th)

1. **HOWARD RICHARDS**
T, Missouri, 6-5, 255.
2. **DOUG DONLEY**
WR, Ohio State, 6-0, 180.
3. **GLEN TITENSOR**
DL, Brigham Young, 6-4, 250.
4. **(A) SCOTT PELLUER**
LB, Washington State, 6-1, 213
Choice from San Francisco for
THOMAS HENDERSON.

4. **(B) DERRIE NELSON**
LB, Nebraska, 6-2, 217.
5. **DANNY SPRADLIN**
LB, Tennessee, 6-1, 229.
6. **VINCE SKILLINGS**
DB, Ohio State, 5-11, 176.
7. **(A) RON FELLOWS**
DB, Missouri, 5-11, 165 - Choice
from Tampa Bay for DAVE STALLS.
7. **(B) KEN MILLER**
DB, East Michigan, 5-11, 180.
8. **PAUL PIUROWSKI**
LB, Florida State, 6-2, 219.
9. **MIKE WILSON**
WR, Washington State, 6-3, 202.
10. **PAT GRAHAM**
DT, California, 6-3, 257.
11. **TIM MORRISON**
G, Georgia, 6-3, 258.
12. **NATE LUNDY**
WR, Indiana, 6-0, 169.

1982

(Drafted 26th)

1. **ROD HILL**
CB, Kentucky State, 6-0, 185.
2. **JEFF ROHRER**
LB, Yale, 6-3, 224.
3. **JIM ELIOPULOS**
LB, Wyoming, 6-3, 229.
4. **(A) BRIAN CARPENTER**
CB, Michigan, 5-10, 166 - Choice
from Tampa Bay for DAVE STALLS.
4. **(B) MONTY HUNTER**
S, Salem College, 6-0, 201.
5. **PHIL POZDERAC**
T, Notre Dame, 6-9, 260.
6. **(A) KEN HAMMOND**
G, Vanderbilt, 6-4, 270 - Choice
from Cleveland for BRUCE
HUTHER.
6. **(B) CHARLES DAUM**
DL, Cal Poly-SLO, 6-6, 241.
7. **BILL PURIFOY**
DL, Tulsa, 6-7, 249.
8. **(A) GEORGE PEOPLES**
RB, Auburn, 6-0, 211 - Choice
from Denver through Buffalo for
WADE MANNING.
8. **(B) DWIGHT SULLIVAN**
RB, N. Carolina State, 6-0, 205.
9. **JOE GARY**
DL, UCLA, 6-5, 273.
10. **TODD ECKERSON**
T, North Carolina State, 6-4, 263.
11. **(A) GEORGE THOMPSON**
WR, Albany State, GA, 6-3, 209
Choice from Tampa Bay for
AARON MITCHELL.
11. **(B) MICHAEL WHITING**
RB, Florida State, 6-1, 210.
12. **RICH BURTNESS**
G, Montana, 6-4, 257.

1983(Drafted Alternately
23rd, 24th, 21st, 22nd)

1. **JIM JEFFCOAT**
DE, Arizona State, 6-5, 260.
2. **MIKE WALTER**
LB, Oregon, 6-3, 230.
3. **BRYAN CALDWELL**
DE, Arizona State, 6-4, 248.
4. **CHRIS FAULKNER**
TE, Florida, 6-4, 257.
5. **CHUCK McSWAIN**
RB, Clemson, 6-0, 190.

BOLD Indicates Made Active Roster

*Drafted As Future



6. **REGGIE COLLIER**
QB, Southern Mississippi, 6-3, 207.
7. **CHRIS SCHULTZ**
T, Arizona, 6-8, 259.
8. **LAWRENCE RICKS**
RB, Michigan, 5-9, 194.
9. **AL GROSS**
S, Arizona, 6-3, 186.
10. **ERIC MORAN**
T, Washington, 6-5, 282.
11. **DAN TAYLOR**
T, Idaho State, 6-3, 258.
12. **LORENZO BOUIER**
RB, Maine, 6-0, 209.

1984(Drafted Alternately
25th and 26th)

1. **BILLY CANNON**
LB, Texas A&M, 6-4, 235.
2. (A) **VICTOR SCOTT**
DB, Colorado, 6-0, 192 - Choice from Houston thru Minnesota for BUTCH JOHNSON.
2. (B) **NO CHOICE**
Choice to Houston for MIKE RENFRO.
3. **FRED CORNWELL**
TE, Southern California, 6-6, 236.
4. **STEVE DeOSSIE**
LB, Boston College, 6-2, 250.
5. (A) **STEVE PELLUER**
QB, Washington, 6-4, 204 - Choice from Tampa Bay for DANNY SPRADLIN.
5. (B) **NORM GRANGER**
RB, Iowa, 5-9, 217.
6. (A) **EUGENE LOCKHART**
LB, Houston, 6-2, 228 - Choice from Chicago for JAY SALDI.
6. (B) **JOE LEVELIS**
G, Iowa, 6-3, 270.
7. **ED MARTIN**
LB, Indiana State, 6-3, 218.
8. **MIKE REVELL**
RB, Bethune-Cookman, 5-11, 197.
9. (A) **JOHN HUNT**
OL, Florida, 6-4, 262 - Choice from Indianapolis for RAUL ALLEGRE.
9. (B) **NEAL MAUNE**
OL, Notre Dame, 6-4, 249.
10. **BRIAN SALONEN**
TE, Montana, 6-3, 227.
11. **DOWE AUGHTMAN**
DL, Auburn, 6-2, 272.
12. **CARL LEWIS**
WR, Houston, 6-3, 187.

1984U.S.F.L. SUPPLEMENTAL DRAFT
(Drafted Alternately
25th and 26th)

1. **TODD FOWLER**
FB, Stephen F. Austin, 6-3, 218 - From Houston Gamblers.
2. **MALCOLM MOORE**
WR, Southern California, 6-5, 205 - From Los Angeles Express.
3. **JEFF SPEK**
TE, San Diego State, 6-3, 230 - From New Jersey Generals.

1985(Drafted Alternately
17th, 16th, 20th, 19th, 18th)

1. **KEVIN BROOKS**
DE, Michigan, 6-7, 265.

2. **JESSE PENN**
LB, Virginia Tech, 6-3, 255.
3. **CRAWFORD KER**
G, Florida, 6-4, 290.
4. **ROBERT LAVETTE**
RB, Georgia Tech, 5-11, 195.
5. (A) **HERSCHEL WALKER**
RB, Georgia, 6-1, 224 - Choice from Houston for BUTCH JOHNSON.
5. (B) **MATT DARWIN**
C/G, Texas A&M, 6-4, 265 - Choice from Cleveland thru Buffalo for ROD HILL.
6. (A) **KURT PLOEGER**
DT, Gustavus Adolphus, 6-5, 250 - Choice from Indianapolis for STEVE WRIGHT.
6. (B) **MATT MORAN**
C/G, Stanford, 6-4, 265.
7. (A) **KARL POWE**
WR, Alabama State, 6-2, 175 - Choice from San Diego thru Kansas City for LAWRENCE RICKS.
7. (B) **JIM HERRMANN**
DE, Brigham Young, 6-6, 265.
8. **LEON GONZALEZ**
WR, Bethune-Cookman, 5-10, 160.
9. **SCOTT STRASBURGER**
LB, Nebraska, 6-1, 220.
10. **JOE JONES**
TE, Virginia Tech, 6-4, 245.
11. **NEAL DELLOCONO**
LB, UCLA, 6-1, 220.
12. **KARL JORDAN**
LB, Vanderbilt, 6-2, 245.

1986(Drafted Alternately
21st, 20th, 19th, 18th)

1. (A) **MIKE SHERRARD**
WR, UCLA, 6-2, 185 - Choice from San Francisco for Cowboys first and fifth-round choices.
1. (B) **NO CHOICE**
Choice given to San Francisco along with fifth-round choice for San Francisco's first-round choice.
2. **DARRYL CLACK**
RB, Arizona State, 5-10, 207 - Choice from Indianapolis for GARY HOGBOOM.
3. **MARK WALEN**
DT, UCLA, 6-5, 265.
4. **MAX ZENDEJAS**
K, Arizona, 5-11, 184.
5. **NO CHOICE**
Choice given to San Francisco along with first-round choice for San Francisco's first-round choice.
6. (A) **THORNTON CHANDLER**
TE, Alabama, 6-5, 238 - Choice from Buffalo for ROD HILL.
6. (B) **STAN GELBAUGH**
QB, Maryland, 6-3, 207 - Choice from Detroit for ANGELO KING.
6. (C) **LLOYD YANCEY**
G, Temple, 6-4, 275.
7. **JOHNNY HOLLOWAY**
DB, Kansas, 5-11, 181.
8. **TOPPER CLEMONS**
RB, Wake Forest, 5-11, 205.
9. **JOHN IONATA**
G, Florida State, 6-2, 280.
10. **BRYAN CHESTER**
G, Texas, 6-4, 260.
11. **GARTH JAX**
LB, Florida State, 6-2, 225.

12. (A) **CHRIS DULIBAN**
LB, Texas, 6-2, 216 - Choice from Buffalo for ROD HILL.
12. (B) **TONY FLACK**
DB, Georgia, 6-1, 184.

1987(Drafted Alternately
12th and 11th)

1. **DANNY NOONAN**
DT, Nebraska, 6-4, 282.
2. **RON FRANCIS**
CB, Baylor, 5-9, 201.
3. **JEFF ZIMMERMAN**
OL, Florida, 6-3, 310.
4. **KELVIN MARTIN**
WR, Boston College, 5-9, 161.
5. **EVERETT GAY**
WR, Texas, 6-2, 204.
6. **JOE ONOSAI**
OL, Hawaii, 6-3, 283.
7. **KEVIN SWEENEY**
QB, Fresno State, 6-0, 191.
8. **KEVIN GOGAN**
T, Washington, 6-7, 295.
9. **ALVIN BLOUNT**
RB, Maryland, 5-9, 197.
10. **DALE JONES**
LB, Tennessee, 6-1, 234.
11. **JEFF WARD**
K, Texas, 5-9, 169.
12. **SCOTT ARMSTRONG**
LB, Florida, 6-1, 230.

1988(Drafted Alternately
11th, 14th, 13th, 12th)

1. **MICHAEL IRVIN**
WR, Miami, Fla., 6-2, 198.
2. **KEN NORTON, JR.**
LB, UCLA, 6-2, 224.
3. **MARK HUTSON**
G, Oklahoma, 6-3, 292.
4. **DAVE WIDELL**
T, Boston College, 6-6, 297.
5. **NO CHOICE**
Choice given to Seattle for RON ESSINK.
6. **SCOTT SECULES**
QB, Virginia, 6-3, 220.
7. **OWEN HOOVEN**
T, Oregon State, 6-8, 302.
8. **MARK HIGGS**
RB, Kentucky, 5-7, 188.
9. **BRIAN BEDFORD**
WR, California, 6-4, 209.
10. **BILLY OWENS**
DB, Pittsburgh, 6-1, 198.
11. **CHAD HENNINGS**
DE, Air Force, 6-5, 251.
12. **BEN HUMMEL**
LB, UCLA, 6-4, 234.

1989

(Drafted 1st)

1. **TROY AIKMAN**
QB, UCLA, 6-3, 220.
2. (A) **NO CHOICE**
Choice given along with sixth-round choice to L.A. Raiders for their second, third and fifth-round choices.
2. (B) **DARYL JOHNSTON**
FB, Syracuse, 6-2, 237 - Choice from L.A. Raiders along with third and fifth-round choices for Cowboys' second and sixth-round choices.

BOLD Indicates Made Active Roster



3. (A) **MARK STEPANSKI**
OL, Pittsburgh, 6-2, 269.
3. (B) **RHONDY WESTON**
DE, Florida, 6-5, 274 - Choice from L.A. Raiders along with second and fifth-round choices for Cowboys' second and sixth-round choices.
4. **TONY TOLBERT**
DE, Texas-El Paso, 6-6, 245.
5. (A) **KEITH JENNINGS**
TE, Clemson, 6-4, 241.
5. (B) **WILLIS CROCKETT**
LB, Georgia Tech, 6-3, 221 - Choice from L.A. Raiders along with second and third-round choices for Cowboys' second and sixth-round choices.
5. (C) **JEFF ROTH**
DT, Florida, 6-3, 256 - Choice from Denver for TONY DORSETT.
6. **NO CHOICE**
Choice given to L.A. Raiders along with second-round choice for Raiders' second, third and fifth-round choices.
7. **KEVIN PETERSON**
LB, Northwestern, 6-2, 227.
8. **CHARVEZ FOGER**
RB, Nevada-Reno, 5-10, 211.
9. **TIM JACKSON**
DB, Nebraska, 5-11, 192.
10. **ROD CARTER**
LB, Miami, Fla., 6-1, 228.
11. **RANDY SHANNON**
LB, Miami, Fla., 6-0, 224.
12. **SCOTT ANKROM**
WR, Texas Christian, 6-1, 200.

1990

(Drafted 1st)

1. (A) **NO CHOICE**
Choice used to select STEVE WALSH in the 1989 supplemental draft.
1. (B) **EMMITT SMITH**
RB, Florida, 5-9, 199 - Choice from Pittsburgh for first-round choice obtained from Minnesota and third-round choice obtained from San Francisco.
2. **ALEXANDER WRIGHT**
WR, Auburn, 6-0, 187.
3. (A) **NO CHOICE**
Choice to Minnesota in HERSCHEL WALKER trade.
3. (B) **JIMMIE JONES**
DT, Miami, Fla., 6-4, 284 - Choice from New England along with sixth and eighth-round choices for third-round choice obtained from Denver, fifth-round choice obtained from Miami and Cowboys' seventh-round choice.
4. **NO CHOICE**
Choice to Denver in KEVIN BROOKS trade.
5. (A) **NO CHOICE**
Choice to Washington for DEAN HAMEL.
5. (B) **STAN SMAGALA**
CB, Notre Dame, 5-10, 184 - Choice from L.A. Raiders for sixth-round choice obtained from Minnesota, eighth-round choice obtained from New England, ninth-round choice obtained from Seattle, 10th-round choice obtained from Indianapolis and 11th-round choice obtained from San Francisco.

6. **NO CHOICE**
Choice to San Diego along with sixth-round choice obtained from New England and sixth-round choice obtained from N.Y. Giants for San Diego's third-round choice in 1991.
7. **NO CHOICE**
Choice given to New England along with third-round choice obtained from Denver and fifth-round choice obtained from Miami for New England's third, sixth and eighth-round choices.
8. **NO CHOICE**
Choice to Detroit for PAUL PALMER.
9. **KENNETH GANT**
CB, Albany State, 5-11, 178.
10. **NO CHOICE**
Choice to Minnesota in HERSCHEL WALKER trade.
11. **DAVE HARPER**
LB, Humboldt State, 6-1, 220.
12. **NO CHOICE**
Choice used to select MIKE LOWMAN in the 1989 supplemental draft.

1991

(Drafted Alternately 13th and 14th)

1. (A) **RUSSELL MARYLAND**
DT, Miami, 6-1, 274 - Choice from New England for first-round choice obtained from Minnesota, second-round choice. RON FRANCIS, DAVID HOWARD and EUGENE LOCKHART.
1. (B) **ALVIN HARPER**
WR, Tennessee, 6-3, 204.
2. (A) **DIXON EDWARDS**
LB, Michigan State, 6-1, 220 - Choice from Detroit for first-round choice obtained from Washington.
2. (B) **NO CHOICE**
Choice to New England along with first-round choice obtained from Minnesota, RON FRANCIS, DAVID HOWARD and EUGENE LOCKHART for New England's first-round draft choice.
3. (A) **GODFREY MYLES**
LB, Florida, 6-1, 242 - Choice obtained from San Diego for 1990 draft choices.
3. (B) **JAMES RICHARDS**
G, California, 6-4, 269 - Choice obtained from Detroit for first-round choice obtained from Washington.
3. (C) **NO CHOICE**
Choice to Minnesota in Herschel Walker trade.
3. (D) **ERIK WILLIAMS**
T, Central St. (OH), 6-5, 304 - Choice obtained from New Orleans in STEVE WALSH trade.
4. (A) **CURVIN RICHARDS**
RB, Pittsburgh, 5-9, 200.
4. (B) **BILL MUSGRAVE**
QB, Oregon, 6-2, 196 - Choice obtained from Kansas City in STEVE PELLUER trade.
4. (C) **TONY HILL**
DE, Tenn.-Chattanooga, 6-6, 250 - Choice obtained from Detroit for first-round choice obtained from Washington.
4. (D) **KEVIN HARRIS**
DE, Texas Southern, 6-5, 248 - Choice obtained from New England for first-round pick

obtained from Minnesota.

5. (A) **NO CHOICE**
Choice sent to L.A. Raiders for JOHN GESEK.
5. (B) **DARRICK BROWNLOW**
LB, Illinois, 5-10, 245 - Choice obtained from Washington for first-round choice obtained from New England.
6. **MIKE SULLIVAN**
OL, Miami, 6-3, 278.
7. (A) **LEON LETT**
DE, Emporia (KS) St., 6-6, 273 - Choice obtained from Denver in DAVE WIDELL trade.
7. (B) **NO CHOICE**
Choice sent to L.A. Raiders for DALE HELLESTRAE.
8. **NO CHOICE**
Choice sent to Phoenix for ROB AWALT.
9. **DAMON MAYS**
WR, Missouri, 5-9, 166.
10. **SEAN LOVE**
G, Penn State, 6-3, 285.
11. **TONY BOLES**
RB, Michigan, 6-1, 196.
12. **LARRY BROWN**
CB, Tex. Christian, 5-11, 184.

1992

(Drafted Alternately 24th, 23rd, 22nd, 21st)

1. (A) **KEVIN SMITH**
CB, Texas A&M, 5-11, 173 - Choice from Atlanta along with fifth-round choice for first and fourth-round choices obtained from New England.
1. (B) **ROBERT JONES**
LB, East Carolina, 6-2, 236.
2. (A) **JIMMY SMITH**
WR, Jackson State, 6-1, 200 - Choice from Cleveland along with fifth-round choice for second-round choice obtained from New Orleans, eighth-round choice obtained from Denver and the Cowboys' third, sixth and twelfth-round choices.
2. (B) **DARREN WOODSON**
S, Arizona State, 6-1, 216 - Choice from New England along with first and fourth-round choices for first and third-round choices obtained from Minnesota.
2. (C) **NO CHOICE**
Choice sent to Atlanta along with eighth-round choice for TONY CASILLAS.
3. (A) **CLAYTON HOLMES**
CB, Carson-Newman, 5-10, 178 - Choice from Washington along with second-round choice for second and third-round choices obtained from Kansas City.
3. (B) **NO CHOICE**
Choice sent to Cleveland along with second-round choice obtained from New Orleans, eighth-round choice obtained from Denver and the Cowboys' sixth and twelfth-round choices for second and fifth-round choices.
3. (C) **JAMES BROWN**
T, Virginia State, 6-6, 331 - Choice from Detroit along with fourth and ninth-round choices for second-round choice obtained from Washington.



4. (A) **NO CHOICE**
Choice sent to L.A. Raiders for STEVE BEUERLEIN.
4. (B) **TOM MYSLINSKI**
G, Tennessee, 6-2, 291 - Choice from Detroit along with third and ninth-round choices for second-round choice obtained from Washington.
5. (A) **GREG BRIGGS**
S, Texas Southern, 6-3, 209 - Choice from Atlanta along with first-round choice for first and fourth-round choices obtained from New England.
5. (B) **ROD MILSTEAD**
G, Delaware State, 6-2, 293 - Choice from Cleveland along with second-round choice for second-round choice obtained from New Orleans, eighth-round choice obtained from Denver and the Cowboys' third, sixth, and twelfth-round choices.
5. (C) **NO CHOICE**
Choice sent to Houston in the ALONZO HIGHSMITH trade.
6. (A) **FALLON WACASEY**
TE, Tulsa, 6-7, 241 - Choice from New England for JESSE SOLOMON.
6. (B) **NO CHOICE**
Choice sent to Cleveland along with second-round choice obtained from New Orleans, eighth-round choice obtained from Denver and the Cowboys' third and twelfth-round choices for second and fifth-round choices.
7. **NO CHOICE**
Choice sent to L.A. Raiders for GARRY LEWIS.
8. **NO CHOICE**
Choice sent to Atlanta along with second-round choice for TONY CASILLAS.
9. (A) **NATE KIRTMAN**
S, Pomona-Pitzer, 6-1, 186.
9. (B) **CHRIS HALL**
S, East Carolina, 6-2, 184 - Choice from Detroit along with third and fourth-round choices for second-round choice obtained from Washington.
10. **JOHN TERRY**
G, Livingstone College, 6-4, 292.
11. **TIM DANIEL**
WR, Florida A&M, 5-11, 184.
12. (A) **DONALD HARRIS**
S, Texas Tech, 6-0, 185 - Choice from New England for RICH GICEWICZ.
12. (B) **NO CHOICE**
Choice sent to Cleveland along with second-round choice obtained from New Orleans, the Cowboys' third and sixth-round choices and the eighth-round choice obtained from Denver for second and fifth-round choices.

1993

(Drafted 28th)

1. **NO CHOICE**
Choice to Green Bay along with fourth-round choice for two second, a fourth and eighth-round choices.
2. (A) **KEVIN WILLIAMS**
WR, Miami, Fla., 5-9, 190 - Choice from Green Bay along with second, fourth and eighth-round

- choices for first and fourth-round choices.
2. (B) **DARRIN SMITH**
LB, Miami, Fla., 6-1, 237 - Choice from Green Bay along with second, fourth and eighth-round choices for first and fourth-round choices.
2. (C) **NO CHOICE**
Choice to San Francisco in Charles Haley trade.
3. **MIKE MIDDLETON**
S, Indiana, 5-10, 211.
4. (A) **DERRICK LASSIC**
RB, Alabama, 5-10, 192 - Choice from Green Bay along with two second-round choices and an eighth-round choice for first and fourth-round choices.
4. (B) **RON STONE**
T, Boston College, 6-5, 306 - Choice from L.A. Raiders for ALEXANDER WRIGHT.
4. (C) **NO CHOICE**
Choice to Green Bay along with first-round choice for two second, a fourth and eighth round choices.
5. **NO CHOICE**
Choice to Pittsburgh for THOMAS EVERETT.
6. **BARRY MINTER**
LB, Tulsa, 6-2, 236.
7. **BROCK MARION**
S, Nevada-Reno, 5-11, 178.
8. (A) **DAVE THOMAS**
CB, Tennessee, 6-2, 205 - Choice from Tampa Bay for Gary Lewis and an eighth-round choice.
8. (B) **REGGIE GIVENS**
S, Penn State, 6-0, 219 - Choice from Green Bay along with two second-round choices and a fourth-round choice for first and fourth-round choices.
8. (C) **NO CHOICE**
Choice to Tampa Bay along with Gary Lewis for an eighth-round choice.

1994

(Drafted 28th)

1. (A) **SHANTE CARVER**
DE, Arizona State, 6-5, 240 - Choice from San Francisco along with seventh-round choice for Cowboys' first and second-round choices.
1. (B) **NO CHOICE**
Choice to San Francisco along with second-round choice for first and seventh-round choices.
2. (A) **LARRY ALLEN**
OL, Sonoma State, 6-3, 325 - Compensatory choice.
2. (B) **NO CHOICE**
Choice to San Francisco along with first-round choice for first and seventh-round choice.
3. (A) **NO CHOICE**
Choice to San Francisco in Charles Haley trade.
3. (B) **GEORGE HEGAMIN**
T, North Carolina State, 6-7, 355 - Compensatory choice.
4. (A) **WILLIE JACKSON**
WR, Florida, 6-1, 205 - Choice from Tampa Bay in Thomas Everett trade.
4. (B) **DEWAYNE DOTSON**
LB, Mississippi, 6-1, 250.

5. **NO CHOICE**
Choice to L.A. Raiders along with seventh-round choice obtained from San Francisco for Elvis Patterson and L.A. Raiders seventh-round choice.
6. (A) **NO CHOICE**
Choice to L.A. Rams for Jim Price.
6. (B) **DARREN STUDSTILL**
DB, West Virginia, 6-1, 186 - Choice from L.A. Rams for Cowboys' fourth-round choice in 1995.
7. (A) **TODDRICK McINTOSH**
DL, Florida State, 6-3, 277 - Choice from L.A. Raiders along with Elvis Patterson for Cowboys' fifth-round choice and seventh-round choice obtained from San Francisco.
7. (B) **NO CHOICE**
Choice to New England for Hugh Millen.

1995

(Drafted Alternately 28th and 27th)

1. (A) **NO CHOICE**
Choice to Tampa Bay for two second-round draft choices.
2. (A) **SHERMAN WILLIAMS**
RB, Alabama, 5-8, 190 - Choice from Atlanta along with fourth-round choice for a second-round choice obtained from Tampa Bay.
2. (B) **KENDELL WATKINS**
TE, Mississippi State, 6-1, 305.
2. (C) **SHANE HANNAH**
G, Michigan State, 6-5, 345 - Choice from Tampa Bay along with second-round choice for first-round choice.
3. **CHARLIE WILLIAMS**
S, Bowling Green, 6-0, 190.
4. (A) **ERIC BJORNSSON**
TE, Washington, 6-4, 215 - Choice from Atlanta along with second-round choice for a second-round choice obtained from Tampa Bay.
4. (B) **NO CHOICE**
Choice to St. Louis for 1994 sixth-round choice.
4. (C) **ALUNDIS BRICE**
CB, Mississippi, 5-10, 178 - Compensatory choice.
4. (D) **LINC HARDEN**
LB, Oklahoma State, 6-3, 238 - Compensatory choice.
5. (A) **NO CHOICE**
Choice used to select JOHN DAVIS in the 1994 supplemental draft.
5. (B) **EDWARD HERVEY**
WR, Southern Cal, 6-3, 179 - Compensatory choice.
5. (C) **DANA HOWARD**
LB, Illinois, 6-0, 238 - Compensatory choice.
6. **NO CHOICE**
Choice to Chicago along with VINSON SMITH and BARRY MINTER for KELLY BLACKWELL, MARKUS PAUL and JOHN ROPER.
7. **OSCAR STURGIS**
DE, North Carolina, 6-5, 280.

1996

(Drafted 30th)

1. **NO CHOICE**
Choice to Washington for a second and third-round draft choice.

BOLD Indicates Made Active Roster



2. (A) **KAVIKA PITTMAN**
DE, McNeese State, 6-6, 263 – Choice from Washington along with third-round choice for first-round choice.
2. (B) **RANDALL GODFREY**
LB, Georgia, 6-2, 237 – Choice from Miami for second-round choice and fourth-round choice obtained from N.Y. Giants as compensation for signing of Ron Stone.
2. (C) **NO CHOICE**
Choice sent to Miami along with fourth-round choice obtained from N.Y. Giants as compensation for signing of Ron Stone for second-round choice.
3. (A) **CLAY SHIVER**
C, Florida State, 6-2, 294 – Choice from Washington along with second-round choice for first-round choice.
3. (B) **NO CHOICE**
Choice used to select DARREN BENSON in the 1995 supplemental draft.
3. (C) **STEFFRET WILLIAMS**
WR, N.E. Louisiana, 6-0, 170 – Compensatory choice.
3. (D) **MIKE ULUFALE**
DL, Brigham Young, 6-4, 277 – Compensatory choice.
4. **NO CHOICE**
Choice to Atlanta along with fifth-round choice for ROGER HARPER.
5. (A) **KENNETH McDANIEL**
G, Norfolk State, 6-3, 322 – Choice from Baltimore for fourth-round choice in 1997.
5. (B) **NO CHOICE**
Choice to Atlanta along with fourth-round choice for ROGER HARPER.
5. (C) **ALAN CAMPOS**
LB, Louisville, 6-3, 236 – Compensatory choice.
6. (A) **NO CHOICE**
Choice to Chicago for JIM SCHWANTZ.
6. (B) **WENDELL DAVIS**
CB, Oklahoma, 5-10, 183 – Compensatory choice.
7. **RYAN WOOD**
FB, Arizona State, 5-11, 236

1997

(Drafted Alternately 25th, 24th, 23rd, 22nd)

1. (A) **DAVID LaFLEUR**
TE, Louisiana State, 6-7, 280 – Choice from Philadelphia for first-round choice, fifth-round choice and third-round choice in 1998.
1. (B) **NO CHOICE**
Choice to Philadelphia along with fifth-round choice and third-round choice in 1998 for first-round choice.
2. **NO CHOICE**
Choice to Detroit for third and fourth-round choices.
3. (A) **DEXTER COAKLEY**
LB, Appalachian State, 5-10, 215 – Choice from Detroit along with fourth-round choice for second-round choice.
3. (B) **STEVE SCIFRES**
G/T, Wyoming, 6-4, 300

3. (C) **KENNY WHEATON**
CB, Oregon, 5-10, 190 – Compensatory Choice.
4. (A) **ANTONIO ANDERSON**
DT, Syracuse, 6-6, 309 – Choice from Detroit along with third-round choice for second-round choice.
4. (B) **NO CHOICE**
Choice to Baltimore for a 1996 fifth-round choice.
4. (C) **MACEY BROOKS**
WR, James Madison, 6-5, 220 – Compensatory Choice.
4. (D) **NICKY SUALUA**
FB, Ohio State, 5-11, 257 – Compensatory Choice.
5. **NO CHOICE**
Choice to Philadelphia along with first-round choice and third-round choice in 1998 for first-round choice.
6. **LEE VAUGHN**
CB, Wyoming, 5-11, 184
7. **OMAR STOUTMIRE**
S, Fresno State, 5-11, 198.

1998

(Drafted Alternately 8th, 7th, 9th)

1. **GREG ELLIS**
DE, North Carolina, 6-6, 283.
2. **FLOZELL ADAMS**
T, Michigan State, 6-7, 335.
3. **NO CHOICE**
Choice to Philadelphia along with first-round choice and fifth-round choice in 1997 for first-round choice in 1997.
4. **MICHAEL MYERS**
DL, Alabama, 6-2, 286.
5. (A) **DARREN HAMBRICK**
LB, South Carolina, 6-2, 216.
5. (B) **OLIVER ROSS**
OL, Iowa State, 6-4, 300 – Choice from Seattle for sixth and seventh-round choices in 1998.
6. (A) **NO CHOICE**
Choice to Seattle along with seventh-round choice in 1998 for fifth-round choice in 1998.
6. (B) **IZELL REESE**
S, Alabama-Birmingham, 6-2, 193 – Compensatory Choice.
7. (A) **NO CHOICE**
Choice to Seattle along with sixth-round choice in 1998 for fifth-round choice in 1998.
7. (B) **TARIK SMITH**
RB, California, 5-10, 200 – Compensatory Choice.
7. (C) **ANTONIO FLEMING**
G, Georgia, 6-3, 309 – Compensatory Choice.
7. (D) **ROD MONROE**
TE, Cincinnati, 6-4, 244 – Compensatory Choice.

1999

(Drafted Alternately 22nd, 23rd, 24th)

1. (A) **EBENEZER EKUBAN**
DE, North Carolina, 6-3, 281.

1. (B) **NO CHOICE**
Choice to Seattle along with fifth-round choice obtained from Carolina as compensation for the signing of Patrick Jeffers for first-round choice.
2. **SOLOMON PAGE**
T, West Virginia, 6-5, 306.
3. **DAT NGUYEN**
LB, Texas A&M, 5-11, 231.
4. (A) **WANE MCGARITY**
WR, Texas, 5-8, 191.
4. (B) **PEPPI ZELLNER**
DE, Fort Valley State, 6-5, 251 – Compensatory Choice.
5. **NO CHOICE**
Choice to Denver for past considerations.
6. **MARTAY JENKINS**
WR, Nebraska-Omaha, 5-11, 193.
7. (A) **MIKE LUCKY**
TE, Arizona, 6-6, 273.
7. (B) **KELVIN GARMON**
OL, Baylor, 6-2, 329 – Compensatory Choice.

2000

(Drafted Alternately 19th, 18th, 17th, 16th, 15th, 14th, 13th)

1. **NO CHOICE**
Choice to Seattle along with first-round choice in 2001 for Joey Galloway.
2. **WAYNE GOODRICH**
CB, Tennessee, 5-11, 198.
3. **NO CHOICE**
Choice to Seattle for James McKnight.
4. **KAREEM LARRIMORE**
CB, West Texas A&M, 5-11, 190.
5. **MICHAEL WILEY**
WR, Ohio State, 5-11, 189.
6. **MARIO EDWARDS**
CB, Florida State, 6-0, 191.
7. **ORANTES GRANT**
LB, Georgia, 6-0, 225



Cowboys and Free Agency

1989

PLAN B

PLAYERS SIGNED (5):

C Eric Coyle
(from Washington)
DB Ray Horton
(from Cincinnati)
TE Anthony Jones
(from San Diego)
LB Eric Naposki
(from New England)
RB Kevin Scott
(from San Diego)

PLAYERS LOST (6):

C Bob Brotzki
(by Atlanta)
TE Doug Cosbie
(by Denver)
RB Mark Higgs
(by Philadelphia)
LB Garth Jax
(by Phoenix)
WR Mike Sherrard
(by San Francisco)
QB Kevin Sweeney
(by San Francisco)

1990

PLAN B

PLAYERS SIGNED (16):

FB Tommie Agee
(from Kansas City)
T Louis Cheek
(from Miami)
LB Terrence Cooks
(from New England)
DB Antonio Gibson
(from New Orleans)
WR Rod Harris
(from New Orleans)
OL Greg Johnson
(from Miami)
LB Walter Johnson
(from New Orleans)
RB Keith Jones
(from Cleveland)
WR Dennis McKinnon
(from Chicago)
TE Jay Novacek
(from Phoenix)
DE Lybrant Robinson
(from Washington)
G Tony Slaton
(from L.A. Rams)
LB Vinson Smith
(from Pittsburgh)
DE Anthony Spears
(from Houston)
S James Washington
(from L.A. Rams)
WR Mike Williams
(from Detroit)

PLAYERS LOST (4):

WR Cornell Burbage
(by Minnesota)
WR Bernard Ford
(by Houston)
RB Paul Palmer
(by Cincinnati)
C Bob White
(by New England)

1991

PLAN B

PLAYERS SIGNED (4):

DB Odie Harris
(from Tampa Bay)
TE Craig Hudson
(from Green Bay)
TE Alfredo Roberts
(from Kansas City)
OL Alan Veingard
(from Green Bay)

PLAYERS LOST (2):

G Crawford Ker
(by Denver)
FB Robert Perryman
(by Denver)

1992

PLAN B

PLAYERS SIGNED (4):

LB Bernard Clark
(from Cincinnati)
G/C Frank Cornish
(from San Diego)
K Brad Daluiso
(from Buffalo)
CB Brian Mitchell
(from Atlanta)

PLAYERS LOST (6):

TE Rob Awalt
(by Denver)
LB Derrick Brownlow
(by Buffalo)
LB Jack Del Rio
(by Minnesota)
CB Manny Hendrix
(by San Francisco)
S Stan Smagala
(by Pittsburgh)
K Ken Willis
(by Tampa Bay)

1993

PLAYERS SIGNED (0):

PLAYERS LOST (2):

QB Steve Beuerlein
(by Phoenix)
WR Kelvin Martin
(by Seattle)

1994

PLAYERS SIGNED (2):

G Derek Kennard
(from New Orleans)
QB Rodney Peete
(from Detroit)

PLAYERS LOST (8):

DT Tony Casillas
(by Kansas City)
G/C Frank Cornish
(by Minnesota)
G John Gesek
(by Washington)
G/T Kevin Gogan
(by L.A. Raiders)
DT Jimmie Jones
(by L.A. Rams)
QB Bernie Kosar
(by Miami)

K Eddie Murray
(by Philadelphia)
LB Ken Norton
(by San Francisco)

1995

PLAYERS SIGNED (3):

C Ray Donaldson
(from Seattle)
RB David Lang
(from St. Louis)
CB Deion Sanders
(from San Francisco)

PLAYERS LOST (11):

LB Derrick Brownlow
(by Washington)
G/C Frank Cornish
(by Jacksonville)
TE Scott Galbraith
(by Washington)
S Kenneth Gant
(by Tampa Bay)
WR Alvin Harper
(by Tampa Bay)
DE Jim Jeffcoat
(by Buffalo)
QB Rodney Peete
(by Philadelphia)
C Mark Stepnoski
(by Houston)
RB Blair Thomas
(by Atlanta)
LB Matt Vanderbeek
(by Washington)
S James Washington
(by Washington)

1996

PLAYERS SIGNED (1):

LB Fred Strickland
(from Green Bay)
CB Robert Bailey
(by Miami)

PLAYERS LOST (6):

CB Larry Brown
(by Oakland)
LB Dixon Edwards
(by Minnesota)
LB Robert Jones
(by St. Louis)
DT Russell Maryland
(by Oakland)
G/T Ron Stone
(by N.Y. Giants)

1997

PLAYERS SIGNED (0):

PLAYERS LOST (6):

K Chris Boniol
(by Philadelphia)
P John Jett
(by Detroit)
LB Godfrey Myles
(by Denver)
LB Jim Schwartz
(by San Francisco)
LB Darnin Smith
(by Philadelphia)
S George Teague
(by Miami)

1998

PLAYERS SIGNED (1):

G Everett McIver
(from Miami)

PLAYERS LOST (3):

G/C John Flannery
(by St. Louis)
G/T George Hegamin
(by Philadelphia)
S Brock Marion
(by Miami)

1999

PLAYERS SIGNED (2):

WR Raghieb Ismail
(from Carolina)
C Mark Stepnoski
(from Tennessee)

PLAYERS LOST (3):

WR Patrick Jeffers
(by Carolina)
C Clay Shiver
(by Denver)
DT Artie Smith
(by Kansas City)


2000

PLAYERS SIGNED (4):

LB Joe Bowden
(from Tennessee)
TE Jackie Harris
(from Tennessee)
QB Paul Justin
(from St. Louis)
CB Ryan McNeil
(from Cleveland)

PLAYERS LOST (8):

TE Eric Bjornson
(by New England)
RB Robert Chancey
(by San Diego)
QB Jason Garrett
(by N.Y. Giants)
LB Randall Godfrey
(by Tennessee)
P Toby Gowin
(by New Orleans)
LB Lemanski Hall
(by Minnesota)
G/C Tom Myslinski
(by Pittsburgh)
DE Kavika Pittman
(by Denver)



1999
Season



The 1999 Season At A Glance

Dallas 41, Washington 35 (OT)

At Washington, Sept. 12, 1999

The Dallas Cowboys opened the season with a come-from-behind 41-35 overtime victory over the Washington Redskins at Redskins Stadium. The Cowboys opened the scoring on their first possession when Troy Aikman connected with David LaFleur on a 15-yard touchdown pass midway through the first quarter. Washington responded with a 25-yard Brett Conway field goal late in the quarter before Dallas opened the second period with a 14-yard touchdown pass from Aikman-to-LaFleur. The Redskins answered with a 41-yard Brad Johnson-to-Michael Westbrook touchdown to cut their deficit to 14-10 early in the second. Conway made it a 14-13 game with a 42-yard field goal late in the first half. Washington took a 21-14 lead midway through the third period when Stephen Davis scored from three yards out. Davis added his second touchdown of the day five minutes later when he scored on a seven yard run. Albert Connell gave the Redskins a 35-14 lead late in the third period when he hauled in a 50-yard Johnson pass for the score. Emmitt Smith cut the Dallas deficit to 35-21 early in the final frame when he scored from a yard out. Aikman then connected with Michael Irvin for a 37-yard touchdown, and two minutes later, Aikman threw a 12-yard touchdown pass to Irvin to tie the score at 35-35 with 1:46 remaining. After a defensive stop, Aikman hooked up with Raghib Ismail on a 76-yard touchdown pass to give the Cowboys the victory two minutes and 13 seconds into overtime. Aikman completed 28-of-49 passes to nine different receivers for 362 yards, five touchdowns and three interceptions. His five touchdown passes established a career high and tied the club record. The two teams combined for 1,054 total yards of offense (541 - Dallas, 504 - Washington), setting a new Cowboys team record for most yards gained in a game, both teams. The 21-point deficit Dallas overcame tied the greatest overcome by a Cowboys team to win a game. Dallas' 21 fourth quarter points tied the club record for fourth quarter points, and Washington's 22 third quarter points were the most surrendered by a Cowboys team in a third quarter. Dallas' 41 points were the most scored by a Cowboys team since scoring 42 against Green Bay on Thanksgiving Day in 1994.

DALLAS	7	7	0	21	6	41
WASHINGTON	3	10	22	0	0	35

Cowboys - LaFleur 15 pass from Aikman (Cunningham kick)	
Redskins - FG Conway 25	
Cowboys - LaFleur 14 pass from Aikman (Cunningham kick)	
Redskins - Westbrook 41 pass from B. Johnson (Conway kick)	
Redskins - FG Conway 42	
Redskins - Davis 3 run (Davis run)	
Redskins - Davis 7 run (Conway kick)	
Redskins - Connell 50 pass from B. Johnson (Conway kick)	
Cowboys - E. Smith 1 run (Cunningham kick)	
Cowboys - Irvin 37 pass from Aikman (Cunningham kick)	
Cowboys - Irvin 12 pass from Aikman (Cunningham kick)	
Cowboys - Ismail 76 pass from Aikman	
Attendance - 79,237	

Cowboys	Redskins
First Downs.....3025
Total Net Yards.....541504
Net Yards Rushing.....186135
Net Yards Passing.....355369
Passes.....49-2834-20
Sacked/Yards.....1/72/13
Passes Intercepted By.....03
Punts-Average.....4-42.05-39.0
Fumbles-Lost.....1-03-2
Penalties-Yards.....9-998-45
Time of Possession.....35:5028:19

Rushing

Cowboys - E. Smith, 23 for 109, 1 touchdown; Warren, 8 for 58; Ismail, 1 for 15; Aikman, 2 for 4.
Redskins - Davis, 24 for 109, 2 touchdowns; Mitchell, 3 for 12; Connell, 1 for 8; Hicks, 1 for 4; Centers, 1 for 2.

Passing

Cowboys - Aikman, 28-of-49 for 362 yards, 5 touchdowns, 3 interceptions.
Redskins - B. Johnson, 20-of-33 for 382 yards, 2 touchdowns; Conway, 0-of-1 for 0 yards.

Receiving

Cowboys - Ismail, 8 for 149, 1 touchdown; Irvin, 5 for 122, 2 touchdowns; LaFleur, 4 for 41, 2 touchdowns; E. Smith, 4 for 3; Mills, 3 for 24; Bjornson, 1 for 13; Ogden, 1 for 8; Johnston, 1 for 4; Warren, 1 for 4.
Redskins - Centers, 6 for 42; Westbrook, 5 for 159, 1 touchdown; Connell, 4 for 137, 1 touchdown; Fryar, 3 for 34; Alexander, 1 for 5; Davis, 1 for 5.

Dallas 24, Atlanta 7

At Dallas, Sept. 20, 1999

The Cowboys opened the season 2-0 for the first time since 1995 by defeating the Atlanta Falcons 24-7 at Texas Stadium. Following Dexter Coakley's 43-yard interception return early in the opening period, Dallas opened the scoring with a 23-yard Richie Cunningham field goal. Emmitt Smith gave the Cowboys a 10-0 lead late in the first quarter with a two-yard touchdown run. Following a scoreless second quarter, Smith scored his second touchdown of the day on a seven yard run early in the third period. Smith moved past Tony Dorsett (12,739) into fourth place on the NFL's all-time rushing yards list on the scoring run. Atlanta got on the scoreboard late in the final period with a 45-yard Danny Kanell-to-Tim Dwight hook-up. With the Falcons at the Dallas four-yard line with under a minute to play, Greg Ellis intercepted a Kanell swing pass and raced 87 yards for the final score of the game. E. Smith finished the night with 29 carries for 109 yards and two touchdowns, giving him 2,058 career rushing yards on Monday Night Football. He is the only player in MNF history to rush for over 2,000 yards.

ATLANTA	0	0	0	7	-	7
DALLAS	10	0	7	7	-	24

Cowboys - FG Cunningham 23	
Cowboys - E. Smith 2 run (Cunningham kick)	
Cowboys - E. Smith 7 run (Cunningham kick)	
Falcons - Dwight 45 pass from Kanell (Andersen kick)	
Cowboys - Ellis 87 interception return (Cunningham kick)	
Attendance - 63,663	

Falcons	Cowboys
First Downs.....1317
Total Net Yards.....324232
Net Yards Rushing.....85134
Net Yards Passing.....23998
Passes.....38-1622-10
Sacked/Yards.....4/232/11
Passes Intercepted By.....23
Punts-Average.....7-40.66-36.8
Fumbles-Lost.....2-10-0
Penalties-Yards.....11-829-69
Time of Possession.....27:1232:48

Rushing

Falcons - Hanspard, 19 for 76; Anderson, 3 for 9; Mathis, 1 for 0; Graziani, 1 for 0.
Cowboys - E. Smith, 29 for 109, 2 touchdowns; Warren, 6 for 15; Tucker, 1 for 8; Aikman, 1 for 2.

Passing

Falcons - Kanell, 9-of-22 for 172 yards, 1 touchdown, 2 interceptions; Graziani, 7-of-16 for 90 yards, 1 interception.
Cowboys - Aikman, 10-of-22 for 109 yards, 2 interceptions.

**Receiving**

Falcons - Mathis, 4 for 73; Calloway, 3 for 32; Harris, 3 for 46; Santiago, 2 for 17; Dwight, 1 for 45, 1 touchdown; Kozlowski, 1 for 14; Christian, 1 for 8; Hanspard, 1 for 7.

Cowboys - Ogden, 2 for 18; Irvin, 2 for 13; Ismail, 1 for 38; Bjornson, 1 for 18; LaFleur, 1 for 9; Mills, 1 for 8; Warren, 1 for 4; E. Smith, 1 for 1.

Dallas 35, Arizona 7**At Dallas, Oct. 3, 1999**

Dallas upped its record to 3-0 for the first time since 1995 by defeating the Arizona Cardinals 35-7 at Texas Stadium. George Teague opened the scoring for Dallas when he intercepted a Jake Plummer pass 1:32 into the game and returned it 32 yards for the touchdown. Troy Aikman connected with Michael Irvin late in the opening period on an 18-yard touchdown pass to give Dallas a 14-0 lead. Early in the second quarter, Aikman hooked up with Raghbi Ismail for a 63-yard touchdown pass and a 21-0 advantage. Arizona cut their deficit to 21-7 with a two-yard Plummer-to-Joel Makovicka touchdown just before the first half expired. Midway through the third period, Emmitt Smith scored from a yard out to cap a seven-minute drive by the Cowboys. Greg Ellis closed the scoring with a 98-yard fumble return for a touchdown early in the final quarter. Ellis' return was the longest fumble return in Cowboys team history, the longest return of any kind in club history by a Cowboys defensive lineman and his second touchdown of the season (87-yard interception return against Atlanta). Deion Sanders returned to action for the first time since undergoing toe surgery in late April and returned six punts for 32 yards while assuming his left cornerback position.

ARIZONA	0	7	0	0	-	7
DALLAS	14	7	7	7	-	35

Cowboys - Teague 32 interception return (Cunningham kick)

Cowboys - Irvin 18 pass from Aikman (Cunningham kick)

Cowboys - Ismail 63 pass from Aikman (Cunningham kick)

Cardinals - Makovicka 2 pass from Plummer (Jackie kick)

Cowboys - E. Smith 1 run (Cunningham kick)

Cowboys - Ellis 98 fumble return (Cunningham kick)

Attendance - 64,169

	Cardinals	Cowboys
First Downs	12	17
Total Net Yards	208	306
Net Yards Rushing	71	114
Net Yards Passing	137	192
Passes	39-20	21-15
Sacked/Yards	1/4	0/0
Passes Intercepted By	0	4
Punts-Average	8-45.3	6-44.5
Fumbles-Lost	1-1	2-1
Penalties-Yards	6-50	10-87
Time of Possession	26:13	33:47

Rushing

Cardinals - Murrell, 14 for 44; Plummer, 3 for 18; Pittman, 4 for 9.

Cowboys - E. Smith, 22 for 77, 1 touchdown; Warren, 11 for 24; Ismail, 2 for 14; Aikman, 2 for 1; Garrett, 2 for -2.

Passing

Cardinals - Plummer, 16-of-33 for 111 yards, 1 touchdown, 3 interceptions; Brown, 4-of-6 for 30 yards, 1 interception.

Cowboys - Aikman, 15-of-21 for 192 yards, 2 touchdowns.

Receiving

Cardinals - Hardy, 5 for 17; Pittman, 4 for 42; Murrell, 3 for 11; Sanders, 2 for 42; Boston, 2 for 11; Cody, 1 for 11; McWilliams, 1 for 3; Makovicka, 1 for 2, 1 touchdown; McCullough, 1 for 2.

Cowboys - Ismail, 4 for 101, 1 touchdown; Irvin, 2 for 24, 1 touchdown; Mills, 2 for 23; Thomas, 2 for 19; Warren, 2 for 10; Ogden, 1 for 10; Lester, 1 for 3; Lucky, 1 for 2.

Philadelphia 13, Dallas 10**At Philadelphia, Oct. 10, 1999**

The Dallas Cowboys suffered their first defeat of the season, falling to the Philadelphia Eagles 13-10 at Veterans Stadium. Richie Cunningham opened the scoring midway through the first quarter with a 42-yard field goal. Emmitt Smith increased the Cowboys lead to 10-0 when he caught a Troy Aikman swing pass and dashed nine yards for the score early in the second period. Following a scoreless third quarter, the Eagles got on the scoreboard with a 48-yard Norm Johnson field goal early in the final period. Johnson connected again from 31 yards out midway through the quarter before Doug Pederson connected with Charles Johnson for a 28-yard touchdown with 1:07 remaining to give Philadelphia the victory. E. Smith finished the day with 114 yards on 30 carries, marking his 12th career 100-yard game against the Eagles. With 5:31 remaining in the first quarter, Michael Irvin caught an eight yard pass to move into a tie with Charlie Joiner for ninth place on the NFL's career receptions list with 750. On the play, Irvin suffered a bruised spine and did not return to the game.

DALLAS	3	7	0	0	-	10
PHILADELPHIA	0	0	0	13	-	13

Cowboys - FG Cunningham 42

Cowboys - E. Smith 9 pass from Aikman (Cunningham kick)

Eagles - FG N. Johnson 48

Eagles - FG N. Johnson 31

Eagles - C. Johnson 28 pass from Pederson (N. Johnson kick)

Attendance - 66,669

	Cowboys	Eagles
First Downs	19	12
Total Net Yards	300	244
Net Yards Rushing	130	105
Net Yards Passing	170	139
Passes	39-21	30-11
Sacked/Yards	1/7	2/6
Passes Intercepted By	1	2
Punts-Average	6-37.7	8-45.0
Fumbles-Lost	2-1	0-0
Penalties-Yards	6-65	7-82
Time of Possession	36:11	23:49

Rushing

Cowboys - E. Smith, 30 for 114; Ismail, 1 for 17; Aikman, 1 for -1.

Eagles - Staley, 22 for 110; Bostic, 1 for 4; Pederson, 4 for -9.

Passing

Cowboys - Aikman, 21-of-39 for 177 yards, 1 touchdown, 2 interceptions.

Eagles - Pederson, 11-of-29 for 145 yards, 1 touchdown, 1 interception; Small, 0-of-1 for 0 yards.

Receiving

Cowboys - Ismail, 7 for 88; E. Smith, 5 for 31, 1 touchdown; LaFleur, 3 for 22; Mills, 2 for 16; Warren, 2 for 6; Irvin, 1 for 8; Tucker, 1 for 6.

Eagles - Staley, 4 for 19; Small, 3 for 48; C. Johnson, 2 for 64, 1 touchdown; Broughton, 1 for 11; Weaver, 1 for 3.

N.Y. Giants 13, Dallas 10**At New York, Oct. 18, 1999**

The Dallas Cowboys suffered their second consecutive defeat as the N.Y. Giants topped the Cowboys 13-10 at Giants Stadium. Dallas got on the scoreboard first midway through the first quarter when Richie Cunningham connected on a 38-yard field goal. Brad Daluiso tied the score at 3-3 late in the second period with a 27-yard field goal. Following a scoreless third quarter, Tiki Barber gave New York a 10-3 lead midway through the final period when he returned a Toby Gowin punt 85 yards for a touchdown. Barber's return marked the first punt return touchdown allowed by the Cowboys since Terance Mathis on Nov. 4, 1990 at the N.Y. Jets. The Cowboys responded with a two-yard Emmitt Smith touchdown with just under two minutes remaining in the game to knot the score at 10-10. The



Giants then drove 77 yards to set up Daluiso's game-winning 21-yard field goal with 0:01 left on the clock. Smith's two-yard scoring jaunt gave him 13,001 career rushing yards, making him only the fourth man in NFL history to rush for over 13,000 career yards. Ernie Mills posted a career-high tying six receptions for 76 yards while rookie Wane McGarity recorded the first three receptions of his career before leaving the game with a separated shoulder early in the second quarter. Safety George Teague left the game in the third period with a neck injury and did not return, while Chad Hennings suffered a stinger in his neck in the third quarter that caused him to miss the rest of the contest.

DALLAS 3 0 0 7 - 10
N.Y. GIANTS 0 3 0 10 - 13

Cowboys - FG Cunningham 38
Giants - FG Daluiso 27
Giants - Barber 85 punt return (Daluiso kick)
Cowboys - E. Smith 2 run (Cunningham kick)
Giants - FG Daluiso 21
Attendance - 78,204

	Cowboys	Giants
First Downs.....	14	13
Total Net Yards.....	274	228
Net Yards Rushing.....	24	75
Net Yards Passing.....	250	153
Passes.....	33-20	21-15
Sacked/Yards.....	3/16	5/30
Passes Intercepted By.....	1	0
Punts-Average.....	5-48.4	8-35.6
Fumbles-Lost.....	1-0	2-0
Penalties-Yards.....	10-19	9-75
Time of Possession.....	31:19	28:41

Rushing

Cowboys - E. Smith, 22 for 26, 1 touchdown; Warren, 1 for 5; Aikman, 1 for 0; Ismail, 1 for 7.
Giants - Barber, 10 for 35; Brown, 10 for 23; Graham, 7 for 10; Way, 3 for 7.

Passing

Cowboys - Aikman, 20-of-33 for 266 yards, 1 interception.
Giants - Graham, 15-of-21 for 183 yards.

Receiving

Cowboys - Mills, 6 for 76; Ismail, 4 for 74; Warren, 3 for 40; McGarity, 3 for 36; Tucker, 2 for 25; LaFleur, 2 for 15.
Giants - Barber, 5 for 73; Toomer, 5 for 44; Hilliard, 2 for 41; Mitchell, 2 for 14; Jurevicius, 1 for 11.

Dallas 38, Washington 20 At Dallas, Oct. 24, 1999

Dallas moved into a first place tie in the NFC East with the Washington Redskins after defeating the Redskins 38-20 at Texas Stadium. Dallas opened the scoring when Troy Aikman connected with Raghib Ismail for a 13-yard touchdown midway through the opening quarter. Richie Cunningham extended the Cowboys lead late in the quarter with a 32-yard field goal before Emmitt Smith added a one yard touchdown midway through the second period. This marked the first time Dallas had scored on their first three possessions in a regular season game since opening with five consecutive field goals against Green Bay on Nov. 18, 1996. The Redskins responded with a 33-yard touchdown pass from Brad Johnson-to-Mike Sellers. Washington cut its halftime deficit to 17-10 with a Brett Conway 36-yard field goal just before the first half expired. Early in the second half, Conway connected from 24 yards out for a 17-13 score. The Cowboys answered with a four-yard scoring pass from Aikman-to-David LaFleur late in the third. The Redskins struck right back with a 44-yard touchdown pass from Johnson-to-Albert Connell. Early in the final period, Aikman scored on a one-yard run and then Deion Sanders closed out the scoring with a 70-yard punt return. Aikman's scoring jaunt allowed him to move past the 1,000 career-rushing yards mark, while throwing his 150th and 151st career touchdown passes. The victory also made Aikman the winningest quarterback in any decade in NFL history with his 87th win in the 1990s. Smith finished the day with 80 yards on 24 carries, moving him past Barry Sanders (3,062) into sec-

ond place on the NFL's career carries list (3,064). Smith, with 81 combined yards on the day, also moved into 10th place on the NFL's career combined yards list with 15,720 combined yards, moving past Henry Ellard (15,718). Sanders' punt return touchdown extended his NFL record for career touchdown returns to 18, while establishing the Cowboys club record for career punt return touchdowns with four.

WASHINGTON..... 0 10 10 0 - 20
DALLAS 10 7 7 14 - 38

Cowboys - Ismail 13 pass from Aikman (Cunningham kick)
Cowboys - FG Cunningham 32
Cowboys - E. Smith 1 run (Cunningham kick)
Redskins - Sellers 33 pass from Johnson (Conway kick)
Redskins - FG Conway 36
Redskins - FG Conway 24
Cowboys - LaFleur 4 pass from Aikman (Cunningham kick)
Redskins - Connell 44 pass from Johnson (Conway kick)
Cowboys - Aikman 1 run (Cunningham kick)
Cowboys - Sanders 70 punt return (Cunningham kick)
Attendance - 64,377

	Redskins	Cowboys
First Downs.....	14	23
Total Net Yards.....	272	352
Net Yards Rushing.....	61	108
Net Yards Passing.....	211	244
Passes.....	35-23	32-20
Sacked/Yards.....	1/7	0/0
Passes Intercepted By.....	0	0
Punts-Average.....	6-38.2	4-53.3
Fumbles-Lost.....	1-0	1-1
Penalties-Yards.....	8-70	9-98
Time of Possession.....	25:28	34:32

Rushing

Redskins - S. Davis, 14 for 62; Centers, 1 for 0; Johnson, 1 for 1.
Cowboys - E. Smith, 24 for 80, 1 touchdown; Ismail, 1 for 19; Warren, 8 for 8; Aikman, 1 for 1, 1 touchdown.

Passing

Redskins - Johnson, 23-of-35 for 218 yards, 2 touchdowns.
Cowboys - Aikman, 20-of-32 for 244 yards, 2 touchdowns.

Receiving

Redskins - S. Davis, 5 for 20; Westbrook, 3 for 38; Alexander, 3 for 24; Centers, 3 for 20; Mitchell, 3 for 17; Connell, 2 for 52, 1 touchdown; Sellers, 2 for 39, 1 touchdown; Fryar, 2 for 8.
Cowboys - Ismail, 6 for 76, 1 touchdown; LaFleur, 4 for 34, 1 touchdown; Mills, 3 for 24; Warren, 2 for 21; Tucker, 1 for 52; Ogden, 1 for 25; Lester, 1 for 6; Lucky, 1 for 5; E. Smith, 1 for 1.

Indianapolis 34, Dallas 24 At Indianapolis, Oct. 31, 1999

The Cowboys saw their record fall to 4-3 following a 34-24 loss to the Indianapolis Colts at the RCA Dome. Following a 76-yard Deion Sanders punt return to the Colts two-yard line, Dallas opened the scoring with a two-yard Emmitt Smith touchdown early in the opening quarter. After the Cowboys blocked a Hunter Smith punt, Richie Cunningham extended Dallas' lead to 10-0 with a 24-yard field goal. Indianapolis responded with a 43-yard Mike Vanderjagt field goal. Early in the second period, Chris Warren increased the Cowboys lead to 17-3 with a four-yard touchdown. Vanderjagt cut the Colts halftime deficit to 17-6 with a 30-yard field goal late in the half. Midway through the third, Terrence Wilkins recovered an Edgerrin James fumble in the end zone for a Colts touchdown. Indianapolis then recovered a Troy Aikman fumble on the next play at the Dallas one-yard line, and James scored one play later to give the Colts a 21-17 advantage. The Cowboys responded with Smith's second touchdown of the day from four yards out to give the Cowboys a 24-21 lead. Indianapolis came right back and took the lead with a 40-yard Peyton Manning-to-Marvin Harrison touch-



down strike early in the final quarter. Vanderjagt connected from 33-yards out on the Colts next possession and closed out the scoring late in the game with a 27-yard field goal. The Cowboys blocked punt was the first by Dallas since Ken Norton blocked a N.Y. Giants punt on Sept. 13, 1992.

DALLAS	10	7	7	0	-	24
INDIANAPOLIS	3	3	15	13	-	34

Cowboys - E. Smith 2 run (Cunningham kick)
Cowboys - FG Cunningham 24
Colts - FG Vanderjagt 43
Cowboys - Warren 4 run (Cunningham kick)
Colts - FG Vanderjagt 30
Colts - Wilkins fumble recovery in end zone (Manning-to-Harrison pass)
Colts - James 1 run (Vanderjagt kick)
Cowboys - E. Smith 4 run (Cunningham kick)
Colts - Harrison 40 pass from Manning (Vanderjagt kick)
Colts - FG Vanderjagt 33
Colts - FG Vanderjagt 27
Attendance - 56,860

	Cowboys	Colts
First Downs.....	18	23
Total Net Yards.....	232	419
Net Yards Rushing.....	103	119
Net Yards Passing.....	129	300
Passes.....	25-19	34-22
Sacked/Yards.....	5/30	1/13
Passes Intercepted By.....	0	0
Punts-Average.....	4-44.0	4-36.3
Fumbles-Lost.....	2-1	4-0
Penalties-Yards.....	6-50	6-40
Time of Possession.....	27:29	32:31

Rushing

Cowboys - E. Smith, 27 for 93, 2 touchdowns; Warren, 3 for 9, 1 touchdown; Aikman, 1 for 1.
Colts - James, 27 for 117, 1 touchdown; Wilkins, 1 for 2.

Passing

Cowboys - Aikman, 19-of-24 for 159 yards; Garrett, 0-of-1 for 0 yards.
Colts - Manning, 22-of-34 for 313 yards, 1 touchdown.

Receiving

Cowboys - Mills, 4 for 37; Ismail, 4 for 31; Warren, 3 for 20; E. Smith, 3 for 6; LaFleur, 2 for 31; Ogden, 2 for 25; Thomas, 1 for 9.
Colts - James, 7 for 92; Harrison, 6 for 85, 1 touchdown; Wilkins, 5 for 60; Dilger, 2 for 22; Pathon, 1 for 38; Pollard, 1 for 16.

Minnesota 27, Dallas 17

At Minnesota, Nov. 8, 1999

The Dallas Cowboys fell to 4-4 on the season with a 27-17 defeat at the hands of the Minnesota Vikings at the Metrodome. Following a scoreless opening period, Richie Cunningham got the Cowboys on the scoreboard early in the second quarter with a 39-yard field goal. Midway through the quarter, Emmitt Smith scored on a 63-yard run, his longest rush since scoring on a 68-yard scamper against the N.Y. Giants on Nov. 26, 1992. The Vikings fumbled the ensuing kickoff and Dallas recovered at the Minnesota 24-yard line. Smith scored on the next play to give Dallas a 17-0 lead. Smith's two touchdowns in an 18 second span is the fastest an individual has scored two touchdowns in NFL history. Late in the half, the Vikings got on the scoreboard with a four-yard pass from Jeff George-to-Randy Moss to cut Minnesota's halftime deficit to 17-7. Gary Anderson connected on 31 and 40 yard field goals in the third quarter to cut the Vikings' deficit to 17-13. George hooked up with Cris Carter for a four-yard touchdown and a 20-17 lead early in the final frame before closing the scoring with a 47-yard George-to-Moss touchdown with just over five minutes remaining. With 140 yards rushing on 13 carries, Smith moved past Eric Dickerson (13,259) into third place on the NFL's career rushing chart with 13,314 career rushing yards. His two touchdowns moved him into a tie with Marcus Allen for second on the NFL's career touchdown list with 145. Smith fractured a bone in his

right hand on his first touchdown run and did not return to the game following his second score. Dallas' 205 rushing yards was the most by a Cowboys team since rushing for 224 yards at Washington on Oct. 4, 1998 and the most in defeat since totaling 239 rushing yards at the N.Y. Giants on Nov. 9, 1980. Troy Aikman, who finished 14-of-24 for 129 yards, left the game in the third quarter with a mild concussion and did not return.

DALLAS	0	17	0	0	-	17
MINNESOTA	0	7	6	14	-	27

Cowboys - FG Cunningham 39
Cowboys - E. Smith 63 run (Cunningham kick)
Cowboys - E. Smith 24 run (Cunningham kick)
Vikings - Moss 4 pass from George (Anderson kick)
Vikings - FG Anderson 31
Vikings - FG Anderson 40
Vikings - Carter 4 pass from George (Anderson kick)
Vikings - Moss 47 pass from George (Anderson kick)
Attendance - 64,111

	Cowboys	Vikings
First Downs.....	14	17
Total Net Yards.....	328	308
Net Yards Rushing.....	205	118
Net Yards Passing.....	123	190
Passes.....	35-17	30-17
Sacked/Yards.....	2/10	4/28
Passes Intercepted By.....	1	1
Punts-Average.....	6-46.7	6-44.8
Fumbles-Lost.....	3-1	12-95
Penalties-Yards.....	8-55	12-95
Time of Possession.....	27:22	32:38

Rushing

Cowboys - E. Smith, 13 for 140, 2 touchdowns; Warren, 7 for 52; Garrett, 2 for 11; Ismail, 1 for 2; Aikman, 1 for 0.
Vikings - Hoard, 21 for 87; M. Williams, 6 for 20; George, 5 for 11.

Passing

Cowboys - Aikman, 14-of-24 for 129 yards; Garrett, 3-of-11 for 4 yards, 1 interception.
Vikings - George, 17-of-30 for 218 yards, 3 touchdowns, 1 interception.

Receiving

Cowboys - Ismail, 7 for 63; Warren, 5 for 29; Mills, 3 for 31; E. Smith, 1 for 9; Tucker, 1 for 1.
Vikings - Carter, 9 for 116, 1 touchdown; Moss, 6 for 91, 2 touchdowns; Jordan, 1 for 9; Glover, 1 for 2.

Dallas 27, Green Bay 13

At Dallas, Nov. 14, 1999

The Cowboys raised their record to 5-4 with a 27-13 defeat of the Green Bay Packers at Texas Stadium. The Cowboys opened the scoring midway through the opening quarter with a six-yard Jason Garrett-to-David LaFleur touchdown. Ryan Longwell cut the Packers deficit to 7-3 with a 38-yard field goal late in the second quarter but Richie Cunningham gave Dallas a 10-3 halftime advantage with a 44-yard field goal as the first half expired. Midway through the third period, Raghib Ismail upped the Cowboys lead to 17-3 with a 37-yard touchdown catch and run. Cunningham gave the Cowboys a 20-3 lead early in the final quarter with a 47-yard field goal. Brett Favre then connected with Antonio Freeman for a 28-yard touchdown and Longwell connected from 31 yards out late in the game to cut the Packers deficit to 20-13. After Green Bay recovered the ensuing onside kick, George Teague intercepted Favre and returned the pick 95 yards with four seconds remaining to close out the scoring. Garrett, starting in place of the injured Troy Aikman (concussion), finished the day 13-of-23 for 199 yards and two touchdowns. Chris Warren, starting his first game as a Cowboy for the injured Emmitt Smith (broken hand), finished with 85 yards on 19 carries. Robert Chancy also saw extended action in Smith's absence, recording career-highs with 14 carries for 57 yards. On the last play of the third quarter, Flozell Adams blocked a Longwell field goal, marking the first blocked field goal by a Dallas offensive player since

1999 SEASON



Doug Cosbie blocked a field goal against the St. Louis Cardinals on Oct. 21, 1979.

GREEN BAY	0	3	0	10	-	13
DALLAS	7	3	7	10	-	27

Cowboys - LaFleur 6 pass from Garrett

(Cunningham kick)

Packers - FG Longwell 38

Cowboys - FG Cunningham 44

Cowboys - Ismail 37 pass from Garrett

(Cunningham kick)

Cowboys - FG Cunningham 47

Packers - Freeman 28 pass from Favre

(Longwell kick)

Packers - FG Longwell 31

Cowboys - Teague 95 interception return

(Cunningham kick)

Attendance - 64,634

	Packers	Cowboys
First Downs	20	19
Total Net Yards	284	339
Net Yards Rushing	40	149
Net Yards Passing	244	190
Passes	50-26	23-13
Sacked/Yards	3/16	2/9
Passes Intercepted By	0	2
Punts-Average	6-42.0	4-44.8
Fumbles-Lost	1-0	2-2
Penalties-Yards	8-57	10-135
Time of Possession	29:26	30:34

Rushing

Packers - Levens, 15 for 31; Favre, 2 for 9.

Cowboys - Warren, 19 for 85; Chancey, 14 for 57; Ismail, 1 for 7.

Passing

Packers - Favre, 26-of-50 for 260 yards, 1 touchdown, 2 interceptions.

Cowboys - Garrett, 13-of-23 for 199 yards, 2 touchdowns.

Receiving

Packers - Levens, 8 for 40; Freeman, 6 for 110, 1 touchdown; Schroeder, 4 for 61; Bradford, 3 for 35; Davis, 3 for 9; Henderson, 2 for 5.

Cowboys - Ismail, 6 for 86, 1 touchdown; Mills, 2 for 49; LaFleur, 2 for 16, 1 touchdown; Bjornson, 1 for 32; Tucker, 1 for 11; Warren, 1 for 5.

Arizona 13, Dallas 9

At Arizona, Nov. 21, 1999

Dallas fell to 5-5 with a 13-9 defeat at the hands of the Arizona Cardinals at Sun Devil Stadium. The Cowboys opened the scoring late in the first quarter when Jason Garrett connected with David LaFleur for an 11-yard touchdown. Chris Jacke cut the Cardinals halftime deficit to 7-3 with a 24-yard field goal just before the first half expired. Early in the second half, Arizona took the lead on a 21-yard touchdown pass from Dave Brown-to-Rob Moore. Jacke added his second field goal of the day early in the final period from 38 yards out to give the Cardinals a 13-7 advantage. With just under two minutes remaining in the game, Arizona's Scott Player ran out of the end zone, giving Dallas a safety and closing out the scoring. Playing with extra padding on his right hand to protect a broken bone held together with pins and a plate, Emmitt Smith rushed for 127 yards on 29 carries. Smith's 127 rushing yards marked his fifth 100-yard game of the season. For the second time this season, the Cowboys defense held the Cardinals to under 210 yards of total offense.

DALLAS	7	0	0	2	-	9
ARIZONA	0	3	7	3	-	13

Cowboys - LaFleur 11 pass from Garrett

(Cunningham kick)

Cardinals - FG Jacke 24

Cardinals - Moore 21 pass from Brown (Jacke kick)

Cardinals - FG Jacke 38

Cowboys - Hambrick forced Player out of the end zone for safety

Attendance - 72,015

Cowboys

Cardinals

First Downs	15	13
Total Net Yards	258	207
Net Yards Rushing	156	102
Net Yards Passing	102	105
Passes	29-16	29-13
Sacked/Yards	2/9	2/10
Passes Intercepted By	2	0
Punts-Average	6-46.3	5-42.2
Fumbles-Lost	1-0	1-0
Penalties-Yards	6-47	5-40
Time of Possession	33:03	26:57

Rushing

Cowboys - E. Smith, 29 for 127; Ismail, 1 for 16; Warren, 2 for 10; Garrett, 2 for 3.

Cardinals - Murrell, 17 for 72; Bates, 6 for 20; Brown, 4 for 17; Boston, 1 for 7; Tillman, 1 for 4; Player, 1 for -18.

Passing

Cowboys - Garrett, 16-of-29 for 111 yards, 1 touchdown.

Cardinals - Brown, 13-of-29 for 115 yards, 1 touchdown, 2 interceptions.

Receiving

Cowboys - Ismail, 5 for 43; Mills, 3 for 26; Warren, 3 for 10; Thomas, 2 for 8; LaFleur, 1 for 11, 1 touchdown; Bjornson, 1 for 7; E. Smith, 1 for 6.

Cardinals - Boston, 3 for 47; Sanders, 3 for 17; Murrell, 3 for 9; Moore, 1 for 21, 1 touchdown; Hardy, 1 for 9; Makovicka, 1 for 9; McWilliams, 1 for 3.

Dallas 20, Miami 0

At Dallas, Nov. 25, 1999

The Dallas Cowboys raised their record to 6-5 following a 20-0 Thanksgiving Day victory over the Miami Dolphins at Texas Stadium. Following a scoreless first half, the Cowboys opened the scoring midway through the third quarter when Dexter Coakley scored his first career touchdown by returning a Dan Marino interception 46 yards for the score. Early in the final period, Richie Cunningham connected on a 36-yard field goal to give Dallas a 10-0 lead. Later in the quarter, Troy Aikman hooked up with Raghib Ismail for a 65-yard touchdown. Cunningham closed out the scoring late in the game with a 23-yard field goal. Coakley's interception return for a touchdown marked the fourth score off an interception by Dallas this season, tying the club record set in 1985 and tied in 1995, and the fifth defensive touchdown by Dallas this season, tying the club record set in 1968. Aikman, who finished 16-of-29 for 232 yards and a touchdown, became the 22nd player in NFL history to throw for 30,000 career yards (30,216). Emmitt Smith registered his sixth 100-yard game of the season by finishing with 103 yards on 31 carries. Flozell Adams blocked his second field goal of the season, tying the club record, and the Dallas defense recorded five interceptions for the eighth time in club history. The shutout of the Dolphins marked the Cowboys first shutout since blanking Philadelphia 34-0 on Nov. 2, 1998.

MIAMI	0	0	0	0	-	0
DALLAS	0	0	7	13	-	20

Cowboys - Coakley 46 interception return

(Cunningham kick)

Cowboys - FG Cunningham 36

Cowboys - Ismail 65 pass from Aikman

(Cunningham kick)

Cowboys - FG Cunningham 23

Attendance - 64,328

Dolphins

Cowboys

First Downs	16	15
Total Net Yards	275	324
Net Yards Rushing	69	101
Net Yards Passing	206	223
Passes	41-19	29-16
Sacked/Yards	2/16	1/9
Passes Intercepted By	0	5
Punts-Average	4-37.5	6-43.2
Fumbles-Lost	0-0	1-1
Penalties-Yards	5-42	12-108
Time of Possession	25:21	34:39

**Rushing**

Dolphins - Johnson, 19 for 63; Huard, 1 for 6;
Cowboys - E. Smith, 31 for 103; Aikman, 2 for -1;
Mills, 1 for -1.

Passing

Dolphins - Marino, 15-of-36 for 178 yards, 5 interceptions; Huard, 4-of-5 for 44 yards.
Cowboys - Aikman, 16-of-29 for 232 yards, 1 touchdown.

Receiving

Dolphins - Pritchett, 5 for 59; Green, 3 for 47; Martin, 3 for 47; Gadsden, 3 for 39; Drayton, 2 for 20; Konrad, 2 for 7; Johnson, 1 for 3.
Cowboys - Ismail, 5 for 125, 1 touchdown; Tucker, 2 for 35; Lucky, 2 for 15; Thomas, 2 for 12; LaFleur, 1 for 13; Mills, 1 for 11; Bjornson, 1 for 10; Warren, 1 for 8; McGarity, 1 for 3.

New England 13, Dallas 6

At New England, Dec. 5, 1999

Dallas saw its record fall to 6-6 following a 13-6 defeat at the hands of the New England Patriots at Foxboro Stadium. New England opened the scoring on the game's opening drive when Adam Vinatieri connected on a 41-yard field goal. Vinatieri's field goal marked the first points an opponent scored on its opening drive against the Cowboys defense this season. After Dexter Coakley intercepted his team leading fourth pass of the season late in the opening quarter, Dallas tied the score on a 20-yard Richie Cunningham field goal. Vinatieri gave the Patriots a 6-3 halftime lead with a 23-yard field goal midway through the second period. Following a scoreless third quarter, Terry Allen scored on a three-yard run to give the Patriots a 10 point lead midway through the final quarter. Cunningham closed out the scoring with a 34-yard field goal late in the game. Emmitt Smith finished the day with 75 yards on 19 carries, allowing him to become only the second person in NFL history to rush for more than 1,000 yards in nine consecutive seasons (Barry Sanders - 10). Raghbi Ismail tied his career high with eight receptions.

DALLAS.....	3	0	0	3	-	6
NEW ENGLAND.....	3	3	0	7	-	13

Patriots - FG Vinatieri 41
Cowboys - FG Cunningham 20
Patriots - FG Vinatieri 23
Patriots - Allen 3 run (Vinatieri kick)
Cowboys - FG Cunningham 34
Attendance - 58,444

	Cowboys	Patriots
First Downs.....	12	18
Total Net Yards.....	203	284
Net Yards Rushing.....	63	108
Net Yards Passing.....	140	176
Passes.....	30-20	25-14
Sacked/Yards.....	3/20	1/0
Passes Intercepted By.....	2	2
Punts-Average.....	4-44.3	4-40.5
Fumbles-Lost.....	2-0	0-0
Penalties-Yards.....	6-35	2-20
Time of Possession.....	30:31	29:29

Rushing

Cowboys - E. Smith, 19 for 75; Aikman, 2 for -1; Ismail, 1 for -8; Warren, 1 for -3.
Patriots - Allen, 18 for 53, 1 touchdown; Faulk, 9 for 36; Bledsoe, 7 for 10; Warren, 1 for 7; Floyd, 1 for 2.

Passing

Cowboys - Aikman, 20-of-30 for 160 yards.
Patriots - Bledsoe, 14-of-25 for 176 yards, 2 interceptions.

Receiving

Cowboys - Ismail, 8 for 58; McGarity, 3 for 31; E. Smith, 3 for 10; LaFleur, 2 for 21; Ogden, 2 for 21; Tucker, 1 for 22; Warren, 1 for -3.
Patriots - Brown, 4 for 40; Faulk, 3 for 43; Glenn, 3 for 27; Jefferson, 2 for 46; Warren, 1 for 13; Brisby, 1 for 7.

Dallas 20, Philadelphia 10

At Dallas, Dec. 12, 1999

The Dallas Cowboys kept their undefeated home record intact with a 20-10 defeat of the Philadelphia Eagles at Texas Stadium. The Eagles opened the scoring on their first possession when Norm Johnson connected on a 44-yard field goal. The Cowboys responded with a four-yard Chris Warren touchdown. Eddie Murray connected on a 30-yard field goal midway through the second period and then connected from 34 yards out as the half expired to give Dallas a 13-3 halftime advantage. Midway through the third quarter, Troy Aikman hooked up with David LaFleur for an eight-yard touchdown and a 20-3 lead. Philadelphia closed out the scoring midway through the final period when Doug Pederson hit Na Brown with a 25-yard touchdown pass. Warren finished the day with 92 yards on 25 carries after taking over for Emmitt Smith, who strained a groin muscle on his only carry of the game. Aikman, who finished the day 22-of-40 for 242 yards, threw a season-high 25 first half passes on the way to his 100th career victory. Aikman's touchdown pass was the 153rd of his career, tying Roger Staubach for second on the club's all-time touchdown list (Danny White - 155). With four catches for 52 yards, Raghbi Ismail tied the club record for most consecutive games leading or tying for the lead in receptions (eight). Rookie DE Ebenezer Ekuban recorded a sack and a half on the day, his first NFL sacks and the most by a Dallas rookie since Russell Maryland totaled two against Pittsburgh on Nov. 28, 1991. Punter Toby Gowin tied the club record for punts downed inside the opponent's 20-yard line with five. The Dallas defense held an opponent to 13 points or less for the ninth time this season and for the fifth consecutive week. Chris Brazzell, activated from the Cowboys practice squad two days earlier, recorded his first NFL catch for 12 yards, and Deion Sanders, making his first offensive appearance this year, caught two passes for 14 yards.

PHILADELPHIA.....	3	0	0	7	-	10
DALLAS.....	7	6	7	0	-	20

Eagles - FG Johnson 44
Cowboys - Warren 4 run (Murray kick)
Cowboys - FG Murray 30
Cowboys - FG Murray 34
Cowboys - LaFleur 8 pass from Aikman (Murray kick)
Eagles - Brown 25 pass from Pederson (Johnson kick)
Attendance - 64,086

	Eagles	Cowboys
First Downs.....	14	22
Total Net Yards.....	238	337
Net Yards Rushing.....	95	112
Net Yards Passing.....	143	225
Passes.....	29-15	40-22
Sacked/Yards.....	3/14	1/17
Passes Intercepted By.....	0	1
Punts-Average.....	8-42.6	6-40.0
Fumbles-Lost.....	3-2	2-1
Penalties-Yards.....	6-68	9-55
Time of Possession.....	25:55	34:05

Rushing

Eagles - Staley, 18 for 78; McNabb, 3 for 24; Watson, 1 for 6; Pederson, 2 for -13.
Cowboys - Warren, 25 for 92, 1 touchdown; Ismail, 1 for 12; Aikman, 4 for 6; E. Smith, 1 for 2.

Passing

Eagles - McNabb, 7-of-17 for 49 yards, 1 interception; Pederson, 8-of-12 for 108 yards, 1 touchdown.
Cowboys - Aikman, 22-of-40 for 242 yards, 1 touchdown.

Receiving

Eagles - Small, 4 for 54; Brown, 3 for 37, 1 touchdown; Staley, 3 for 11; Jells, 2 for 29; Lewis, 1 for 19; Broughton, 1 for 4; Martin, 1 for 3.
Cowboys - Ismail, 4 for 52; Warren, 4 for 46; LaFleur, 4 for 44, 1 touchdown; Tucker, 3 for 37; Bjornson, 2 for 25; Sanders, 2 for 14; Thomas, 2 for 12; Brazzell, 1 for 12.



N.Y. Jets 22, Dallas 21

At Dallas, Dec. 19, 1999

The Cowboys lost their first game at Texas Stadium in 1999 when the N.Y. Jets handed them a 22-21 defeat. The Jets opened the scoring on the opening possession of the game when John Hall connected on a 47-yard field goal. Hall added a 33-yard field goal on their next possession to stake the Jets to a 6-0 lead. Early in the second quarter, Emmitt Smith turned a swing pass into a 14-yard touchdown to give Dallas a 7-6 lead. Midway through the quarter, Richie Anderson caught a one-yard touchdown pass from Ray Lucas to put New York up 13-7. The Cowboys responded when Eric Bjornson raced 20 yards with a fake field goal to give Dallas a 14-13 halftime advantage. Early in the third period, Raghib Ismail gave Dallas an eight point advantage when he scored on a 27-yard reverse. Blake Spence cut the Jets deficit to 21-19 on a two yard pass from Lucas but the ensuing two-point attempt failed. Hall booted his third field goal of the day from 37 yards out with 1:35 remaining in the game to give the Jets the come-from-behind 22-21 victory. Smith's touchdown reception moved him ahead on the NFL's all-time touchdown list with 146. Smith also broke Rafael Septien's club record for career points (874) with his touchdown, giving him 878 career points. Smith totaled 146 combined yards (110 rushing, 36 receiving) to move past Tony Dorsett into eighth place on the NFL's all-time combined net yardage list. Aikman's touchdown pass was the 154th of his career, moving him into sole possession of second place on the club's career touchdown list. Ismail caught one pass on the day, giving him 70 catches for the season and breaking his career-high set in 1998 with Carolina.

N.Y. JETS	6	7	6	3	-	22
DALLAS	0	14	7	0	-	21

Jets	- FG Hall 47
Jets	- FG Hall 33
Cowboys	- E. Smith 14 pass from Aikman (Murray kick)
Jets	- E. Smith 1 pass from Lucas (Hall kick)
Cowboys	- Bjornson 20 run (Murray kick)
Cowboys	- Ismail 27 run (Murray kick)
Jets	- Spence 2 pass from Lucas (two-point attempt failed)
Jets	- FG Hall 37

Attendance - 64,271

	Jets	Cowboys
First Downs	19	16
Total Net Yards	355	347
Net Yards Rushing	126	195
Net Yards Passing	229	152
Passes	35-20	28-12
Sacked/Yards	0/0	1/6
Passes Intercepted By	2	1
Punts-Average	4-48.0	7-39.6
Fumbles-Lost	1-1	0-0
Penalties-Yards	3-20	8-92
Time of Possession	30:41	29:19

Rushing

Jets - Martin, 26 for 113; Lucas, 5 for 10; Parmalee, 1 for 6; Anderson, 2 for 5; K. Johnson, 1 for -8.

Cowboys - E. Smith, 19 for 110; Ismail, 2 for 23; 1 touchdown; Thomas, 4 for 22; Warren, 5 for 20; Bjornson, 1 for 20, 1 touchdown.

Passing

Jets - Lucas, 20-of-34 for 229 yards, 2 touchdowns, 1 interception; Tupa, 0-of-1 for 0 yards.

Cowboys - Aikman, 12-of-28 for 158 yards, 1 touchdown, 2 interceptions.

Receiving

Jets - Chrebet, 8 for 108; K. Johnson, 6 for 96; Parmalee, 2 for 6; Ward, 1 for 10; Martin, 1 for 6; Spence, 1 for 2, 1 touchdown; Anderson, 1 for 1, 1 touchdown.

Cowboys - E. Smith, 3 for 36, 1 touchdown; Brazzell, 2 for 62; LaFleur, 2 for 18; Warren, 2 for 6; Ismail, 1 for 23; Ogden, 1 for 9; Bjornson, 1 for 4.

New Orleans 31, Dallas 24

At New Orleans, Dec. 24, 1999

Dallas saw its record fall to under .500 (7-8) for the first time in 1999 as the Saints defeated the Cowboys 31-24 on Christmas Eve at the Superdome. New Orleans opened the scoring late in the first quarter when Doug Brien connected on a 32-yard field goal. Three minutes later, Keith Poole caught an eight-yard pass from Jake Delhomme to give New Orleans a 10-0 lead. Early in the second period, Emmitt Smith scored on a one-yard run to cut Dallas' deficit to 10-7. Early in the third quarter, Troy Aikman hooked up with Jason Tucker for a 20-yard touchdown pass and a 14-10 Cowboys advantage. Midway through the third, Eddie Murray connected from 33 yards out to increase Dallas' lead to 17-10. The Saints responded immediately as Delhomme connected with Eddie Kennison for a 51-yard touchdown. Aikman then hooked up with David LaFleur on a three-yard touchdown pass and a 24-17 Cowboys advantage. Early in the final quarter, the Saints tied the score with a four-yard Delhomme run. Just over a minute later, Fred Weary recovered an E. Smith fumble and returned it 58 yards to give New Orleans a 31-24 lead. The Cowboys drove to the Saints six-yard line with 1:14 remaining, but Aikman was picked off in the end zone to end the game. Tucker set career-highs with seven receptions for 128 yards and six kickoff returns for 203 yards. His 203 kickoff return yards established a new Cowboys club record for kickoff return yards in a single game. He finished the day with 331 combined net yards to set a club record for combined net yards in a game. Aikman's two touchdowns passes were the 155th and 156th of his career, setting a new club record for career touchdown passes. Raghib Ismail finished with three catches for 28 yards to give him a career-high 1,035 receiving yards on the season.

DALLAS	0	7	17	0	-	24
NEW ORLEANS	10	0	7	15	-	31

Saints	- FG Brien 32
Saints	- Poole 8 pass from Delhomme (Brien kick)
Cowboys	- E. Smith 1 run (Murray kick)
Cowboys	- Tucker 20 pass from Aikman (Murray kick)
Cowboys	- FG Murray 33
Saints	- Kennison 51 pass from Delhomme (Brien kick)
Cowboys	- LaFleur 3 pass from Aikman (Murray kick)
Saints	- Delhomme 4 run (Brien kick)
Saints	- Weary 58 fumble return (Brien kick)

Attendance - 47,835

	Cowboys	Saints
First Downs	24	18
Total Net Yards	368	310
Net Yards Rushing	122	61
Net Yards Passing	246	249
Passes	39-23	28-16
Sacked/Yards	0/0	3/29
Passes Intercepted By	1	2
Punts-Average	5-42.6	5-44.0
Fumbles-Lost	1-1	2-1
Penalties-Yards	11-86	6-32
Time of Possession	30:27	29:33

Rushing

Cowboys - E. Smith, 23 for 110, 1 touchdown; Thomas, 3 for 12.

Saints - R. Williams, 23 for 61; Craver, 3 for 6; Delhomme, 3 for -6, 1 touchdown.

Passing

Cowboys - Aikman, 23-of-39 for 246 yards, 2 touchdowns, 1 interception.

Saints - Delhomme, 16-of-27 for 278 yards, 2 touchdowns, 1 interception; R. Williams, 0-of-1 for 0 yards.

Receiving

Cowboys - Tucker, 7 for 128, 1 touchdown; LaFleur, 4 for 30, 1 touchdown; Ismail, 3 for 28; E. Smith, 3 for 3; Bjornson, 2 for 22; Sanders, 2 for 10; Brazzell, 1 for 21; Thomas, 1 for 4.

Saints - Poole, 4 for 90, 1 touchdown; Kennison, 3 for 95, 1 touchdown; R. Williams, 3 for 31; Wilcox, 3 for 28; Hastings, 1 for 24; Cleeland, 1 for 5; Franklin, 1 for 5.



Dallas 26, N.Y. Giants 18

At Dallas, Jan. 2, 2000

The Dallas Cowboys clinched their 26th postseason berth with a 26-18 victory over the N.Y. Giants at Texas Stadium. After Jason Tucker returned the opening kickoff 79 yards, Eddie Murray opened the scoring for Dallas with a 20-yard field goal early in the game. Murray gave the Cowboys a 6-0 lead late in the quarter with a 21-yard field goal. Raghib Ismail caught a four-yard touchdown pass from Troy Aikman midway through the second period before Murray connected from 27 yards out just before the half expired to give the Cowboys a 16-0 halftime lead. Cary Blanchard got the Giants on the board midway through the third quarter with a 29-yard field goal before Aikman hooked up with Tucker for a 90-yard catch and run touchdown late in the third to give the Cowboys a 23-3 advantage. Joe Montgomery scored from one-yard out for the Giants early in the final period before Murray added his fourth field goal for Dallas late in the quarter from 40 yards out. Kerry Collins connected with Brian Alford for a seven-yard touchdown with under a minute to play to cut New York's deficit to 26-18 following the Montgomery conversion. Dallas recovered the ensuing onside kickoff to end the game. Aikman's 90-yard touchdown pass to Tucker tied the longest regular-season completion in Aikman's career and was the longest regular-season touchdown pass of his career. Emmitt Smith rushed for 122 yards, marking his ninth 100-yard game of the season, the second most 100-yard rushing games in a season in club history. It also marked his 64th career 100-yard game, tying Eric Dickerson for third most in NFL history. Smith finished the season with 1,397 rushing yards despite missing the equivalent of two and a half games. Ismail, seven receptions for 62 yards on the day, finished the year with 80 catches for 1,097 yards, both career highs. He became the first player other than Michael Irvin to lead the team in receiving for a season since Kelvin Martin in 1990. LaFleur finished the season with career highs for receptions (35), receiving yards (322), and touchdowns (seven).

N.Y. GIANTS	0	0	3	15	-	18
DALLAS	6	10	7	3	-	26

Cowboys - FG Murray 20	
Cowboys - FG Murray 21	
Cowboys - Ismail 4 pass from Aikman (Murray kick)	
Cowboys - FG Murray 27	
Giants - FG Blanchard 29	
Cowboys - Tucker 90 pass from Aikman (Murray kick)	
Giants - Montgomery 1 run (Blanchard kick)	
Cowboys - FG Murray 40	
Giants - Alford 7 pass from Collins (Montgomery run)	
Attendance - 63,767	

	Giants	Cowboys
First Downs	19	20
Total Net Yards	380	437
Net Yards Rushing	72	149
Net Yards Passing	308	288
Passes	47-30	33-23
Sacked/Yards	1/8	0/0
Passes Intercepted By	0	1
Punts-Average	5-35.8	2-42.0
Fumbles-Lost	1-0	1-0
Penalties-Yards	5-44	7-56
Time of Possession	30:02	29:58

Rushing

Giants - Montgomery, 12 for 36, 1 touchdown; Bennett, 4 for 33; Barber, 1 for 3; Collins, 1 for 0.
Cowboys - E. Smith, 22 for 122; Warren, 3 for 28; Thomas, 1 for 1; Aikman, 3 for -2.

Passing

Giants - Collins, 30-of-47 for 316 yards, 1 touchdown, 1 interception.
Cowboys - Aikman, 23-of-32 for 288 yards, 2 touchdowns; Sanders, 0-of-1 for 0 yards.

Receiving

Giants - Barber, 13 for 100; Comella, 5 for 37; Hilliard, 5 for 37; Jurevicius, 3 for 86; Toomer, 2 for 35; Patten, 1 for 14; Alford, 1 for 7, 1 touchdown.

Cowboys - Ismail, 7 for 62, 1 touchdown; Tucker, 4 for 122, 1 touchdown; Warren, 3 for 18; LaFleur, 3 for 17; Ogden, 2 for 28; E. Smith, 2 for 19; Brazzell, 1 for 19; Lucky, 1 for 3.

NFC WILD CARD GAME

Minnesota 27, Dallas 10

At Minnesota, Jan. 9, 2000

The Dallas Cowboys saw their season come to a close with a 27-10 defeat at the hands of the Minnesota Vikings. Following a 65-yard run by Emmitt Smith on the game's fourth play, Dallas opened the scoring with an 18-yard Eddie Murray field goal. After the Vikings recovered a Deion Sanders fumbled punt, Gary Anderson tied the score with a 47-yard field goal. Three minutes later, Smith scored from five yards out to give the Cowboys a 10-3 advantage. Midway through the second quarter, Robert Smith took a swing pass 26 yards for the tying touchdown, and just before halftime, Jeff George hooked up with Randy Moss for a 58-yard touchdown to give the Vikings a 17-10 halftime advantage. Late in the third period, Anderson connected on a 38-yard field goal for a 20-10 lead, and early in the final period, Cris Carter caught a five-yard touchdown to close out the scoring. Smith finished the day with 99 yards on 15 carries, making him the NFL's all-time post-season rushing leader with 1,586 yards. His 65-yard run in the first quarter was the longest post-season run in Cowboys history. Smith's touchdown moved him into a tie with Thurman Thomas at the top of the NFL's post-season touchdowns list with 21 and moved him into a tie with Thomas for second on the NFL's post-season points list with 126 (Gary Anderson - 133). Raghib Ismail finished the game with 163 yards on eight receptions, giving him the second most receiving yards in a post-season game in Cowboys history (Michael Irvin - 192). Ismail's 163 yards is also the highest receiving yards total of his career, regular season or post-season.

DALLAS	10	0	0	0	-	10
MINNESOTA	3	14	3	7	-	27

Cowboys - FG Murray 18	
Vikings - FG Anderson 47	
Cowboys - E. Smith 5 run (Murray kick)	
Vikings - R. Smith 26 pass from George (Anderson kick)	
Vikings - Moss 58 pass from George (Anderson kick)	
Vikings - FG Anderson 38	
Vikings - Carter 5 pass from George (Anderson kick)	
Attendance - 64,056	

	Cowboys	Vikings
First Downs	18	20
Total Net Yards	389	374
Net Yards Rushing	111	175
Net Yards Passing	278	199
Passes	38-22	25-12
Sacked/Yards	1/8	3/13
Passes Intercepted By	0	1
Punts-Average	5-45.5	5-40.8
Fumbles-Lost	3-2	0-0
Penalties-Yards	7-60	7-50
Time of Possession	24:03	35:57

Rushing

Cowboys - E. Smith, 15 for 99, 1 touchdown; Warren, 1 for 12.
Vikings - R. Smith, 28 for 140; Hoard, 6 for 31; George, 1 for 8; Cunningham, 3 for -4.

Passing

Cowboys - Aikman, 22-of-38 for 286 yards, 1 interception.
Vikings - George, 12-of-25 for 212 yards, 3 touchdowns.

Receiving

Cowboys - Ismail, 8 for 163; Tucker, 4 for 67; LaFleur, 3 for 22; Brazzell, 2 for 12; Thomas, 2 for 0; E. Smith, 1 for 14; Ogden, 1 for 4; Warren, 1 for 4.
Vikings - Moss, 5 for 127, 1 touchdown; R. Smith, 3 for 58, 1 touchdown; Hoard, 2 for 15; Kleinsasser, 1 for 7; Carter, 1 for 5, 1 touchdown.



SCORING	TDR	TDP	TDR1	2Pl	FG	PAT	S	TP
E. Smith	11	2	0	0	0/0	0/0	0	78
Cunningham.....	0	0	0	0	12/22	31/31	0	67
Ismail	1	6	0	0	0/0	0/0	0	42
LaFleur	0	7	0	0	0/0	0/0	0	42
Murray	0	0	0	0	7/9	10/10	0	31
Irvin	0	3	0	0	0/0	0/0	0	18
Ellis	0	0	2	0	0/0	0/0	0	12
Teague	0	0	2	0	0/0	0/0	0	12
Tucker	0	2	0	0	0/0	0/0	0	12
Warren	2	-0	0	0	0/0	0/0	0	12
Aikman	1	0	0	0	0/0	0/0	0	6
Bjornson	1	0	0	0	0/0	0/0	0	6
Coakley	0	0	1	0	0/0	0/0	0	6
Sanders	0	0	1	0	0/0	0/0	0	6
Hambrick	0	0	0	0	0/0	0/0	1	2
COWBOYS TOT.	16	20	6	0	19/31	41/41	1	352
Opp. Totals	6	19	3	0	26/33	24/24	0	276

2-Pt Conversions: Cowboys 0-0; Opponents 3-4

*87 yard interception return vs. Atlanta (9/20)

98 yard fumble return vs. Arizona (10/3)

*32 yard interception return vs. Arizona (10/3)

95 yard interception return vs. Green Bay (11/14)

*70 yard punt return vs. Washington (10/24)

*Forced punter out of end zone @ Arizona (11/21)

*46 yard interception return vs. Miami (11/25)

*Barber 85-yard punt return @ N.Y. Giants (10/18)

Wilkins fumble recovery in end zone @ Indianapolis

(10/31)

Weary 58 yard fumble return @ New Orleans (12/24)

PASSING	ATT	COMP	YDS	PCT	AVG	TD	PCT	INT	PCT	LG	SKS/YDS	RATING
Aikman	442	263	2,964	59.5	6.71	17	3.8	12	2.7	90t	19/130	81.1
Garrett	64	32	314	50.0	4.91	3	4.7	1	1.6	37t	5/21	73.3
Sanders	1	0	0	0.0	0.00	0	0.0	0	0.0	0	0/0	39.6
COWBOYS TOTALS	507	295	3,278	58.2	6.47	20	3.9	13	2.6	90t	24/151	80.0
Opp. Totals	545	297	3,615	54.5	6.63	19	3.5	24	4.4	71	35/217	68.4

1999 REGULAR-SEASON DEFENSIVE STATISTICS

	Tackles	Solo	Asst.	Total	Sacks	Tkl/Loss	QB Pres.	Int	Pass Def.	Fumbles For.	Blk. Rec.	Special Teams Solo	Asst.	Total
1. Godfrey, Randall	95-48	—	143	1.0 (-16)	6(-15)	4	1	5	1-0			1-0	—	1
2. Coakley, Dexter	65-66	—	131	1.0 (-4)	6(-22)	2	4	9	1-0			8-4	—	12
3. Woodson, Darren	71-57	—	128	1.0 (-8)	3(-3)	7	2	8	1-0			7-6	—	13
4. Teague, George	44-58	—	102		2(-5)	2	3	9	1-1			7-1	—	8
5. Hennings, Chad	50-42	—	92	5.0 (-13)	2(-2)	11		8	1-0					
6. Pittman, Kavika	43-31	—	74	3.0 (-22)	3(-4)	21		10	1-2					
7. Williams, Charlie	46-18	—	64					11	1-1			3-3	—	6
8. Hambrick, Darren	37-25	—	62	2.5 (-21)	1(-4)	3	2	3	1-0			3-7	—	10
9. Ellis, Greg	40-19	—	59	7.5 (-44)	2(-8)	17	1	3	2-1					
10. Sanders, Deion	39-4	—	43		3(-7)	1	3	8	1-0					
Spellman, Alonzo	21-22	—	43	5.0 (-40)	2(-10)	22			1-1					
12. Noble, Brandon	20-16	—	36	3.0 (-16)	2(-2)	5			0-1					
13. Nguyen, Dat	25-9	—	34	1.0 (-13)	5(-19)	1	1	1	1-0			11-7	—	18
14. Ekuban, Ebenezer	19-14	—	33	2.5 (-6)	3(-4)	10								
15. Reese, Izell	20-8	—	28			2	3	5				5-1	—	6
16. Hawthorne, Duane	20-7	—	27				3	7				3-4	—	7
17. Lett, Leon	12-13	—	25	1.5 (-8)	3(-16)	10		3	1-2					
18. Mobley, Singor	11-12	—	23			1						5-5	—	10
19. Smith, Kevin	11-6	—	17				1	8						
20. Mathis, Kevin	11-5	—	16					1				1-1	—	2
21. Zellner, Peppi	8-5	—	13	1.0 (-6)		3		1				2-8	—	10
22. Myers, Michael	4-7	—	11		1(-3)	2								
23. Wheaton, Kenny	3-5	—	8					2				3-1	—	4
24. Davis, Nathan	3-1	—	4											
25. Hemsley, Nate	0-2	—	2									0-1	—	1
26. Coryatt, Quentin	1-0	—	1											
Akins, Chris									1-0			11-4	—	15
Hall, Lemanski										1		7-7	—	14
Hellestrae, Dale												5-5	—	10
Tucker, Jason												5-5	—	10
Thomas, Robert												4-4	—	8
Davis, Wendell												6-1	—	7
Neufeld, Ryan												3-3	—	6
Odgen, Jeff												4-1	—	5
Gowin, Toby												4-0	—	4
Lester, Tim												1-0	—	1
Adams, Flozell											2			



1999 Postseason Statistics

RESULTS AND ATTENDANCE (0-1)

L 10-27 @ Minnesota 64,056 SO

TEAM STATISTICS

	DALLAS	OPP
FIRST DOWNS	18	20
Rushing	4	9
Passing	12	9
Penalty	2	2
Third Down-Made/Att	4/11	6/15
Third Down Efficiency	36.4	40.0
Fourth Down-Made/Att	0/0	0/0
TOTAL NET YARDS	389	374
Avg. Per Game	389.0	374.0
Total Plays	55	66
Avg. Per Play	7.1	5.7
NET YARDS RUSHING	111	175
Avg. Per Game	111.0	175.0
Total Rushes	16	38
Avg. Per Rush	6.9	4.6
NET YARDS PASSING	278	199
Avg. Per Game	278.0	199.0
Sacked/Yards Lost	1/8	3/13
Gross Yards	286	212
Attempts/Completions	38/22	25/12
Pct. of Completions	57.9	48.0
Had Intercepted	1	0
PUNTS/AVERAGE	4/45.5	5/40.8
Net Punting Average	38.3	31.6
PUNT RET./AVG.	2/3.0	1/9.0
KICKOFF RET./AVG.	4/17.3	2/13.5
INT./AVG. RET.	0/0	1/0
PENALTIES/YARDS	7/60	7/50
FUMBLES/BALL LOST	3/2	0/0
TOUCHDOWNS	1	3
Rushing	1	0
Passing	0	3
Returns	0	0
EXTRA POINT/ATTEMPTS	1/1	3/3
Kicking Made-Attempts	1/1	3/3
Passing Made-Attempts	0/0	0/0
Rushing Made-Attempts	0/0	0/0
FIELD GOALS/ATTEMPTS	1/2	2/2
AVG TIME OF POSS.	24:03	35:57

SCORING	TDR	TDPT	TDRT	2PL	FG	PAT	S	TP
E. Smith	1	0	0	0	0/0	0/0	0	6
Murray	0	0	0	0	1/1	1/1	0	4
Gowin	0	0	0	0	0/1	0/0	0	0

COWBOYS TOT.	1	0	0	0	1/2	1/1	0	10
Opp. Totals	0	3	0	0	2/3	3/3	0	27

PASSING	ATT	COMP	YDS	PCT	AVG	TD	PCT	PCT	LG	SKS/YDS	RATING
Aikman	38	22	286	57.9	7.53	0	0.0	1	2.6	45	1/8 70.7
COWBOY TOTALS	38	22	286	57.9	7.53	0	0.0	1	2.6	45	1/8 70.7
Opp. Totals	25	12	212	48.0	8.48	3	12.0	0	0.0	58t	3/13 117.0

RUSHING	ATT	YDS	AVG	LG	TD
E. Smith	15	99	6.6	65	1
Warren	1	12	12.0	12	0

COWBOYS TOT.	16	111	6.9	65	1
Opp. Totals	38	175	4.6	16	0

RECEIVING	NO	YDS	AVG	LG	TD
Ismail	8	163	20.4	45	0
Tucker	4	67	16.8	31	0
LaFleur	3	22	7.3	13	0
Brazzell	2	12	6.0	7	0
Thomas	2	0	0.0	5	0
E. Smith	1	14	14.0	14	0
Ogden	1	4	4.0	4	0
Warren	1	4	4.0	4	0

COWBOYS TOT.	22	286	13.0	45	0
Opp. Totals	12	212	17.7	58t	3

INTERCEPTIONS	NO	YDS	AVG	LG	TD
COWBOYS TOT.	0	0	0.0	0	0
Opp. Totals	1	0	0.0	0	0

PUNTING	NO	YDS	AVG	TB IN20	LG	BL	NET
Gowin	4	182	45.5	1	1	56	0 38.3

COWBOYS	4	182	45.5	1	1	56	0 38.3
Opp. Totals	5	204	40.8	2	0	48	0 31.6

PUNT RETURNS	NO	FC	YDS	AVG	LG	TD
Sanders	2	0	6	3.0	6	0

COWBOYS TOT.	2	0	6	3.0	6	0
Opp. Totals	1	2	9	9.0	9	0

KICKOFF RETURNS	NO	YDS	AVG	LG	TD
Tucker	3	60	20.0	21	0
Neufeld	1	9	9.0	9	0

COWBOYS TOT.	4	69	17.3	21	0
Opp. Totals	2	27	13.5	14	0

FIELD GOALS	11-19	20-29	30-39	40-49	50+
Murray	1-1	0-0	0-0	0-0	0-0
Gowin	0-0	0-0	0-0	0-0	0-1

COWBOYS	1-1	0-0	0-0	0-0	0-1
Opponents	0-0	0-0	1-1	1-1	0-0

Murray: (18)
Gowin: (57M)
Opponents: (47.38)

SCORE BY QUARTERS	1	2	3	4	OT	T
COWBOYS	10	0	0	7	-	10
Opponents	3	14	3	7	-	27

1999 POSTSEASON DEFENSIVE STATISTICS

	Tackles		Sacks	Tkl/ Loss	QB Pres. Int	Pass Def.	Fumbles For-Rec.	Bk. Kick	Special Teams	
	Solo	Asst.—Total							Solo	Asst.—Total
1. Woodson, Darren	8-5	— 13		1(-2)		1			1-0	— 1
2. Hennings, Chad	7-3	— 10	1.0 (-9)							
3. Teague, George	6-4	— 10								
4. Hambrick, Darren	4-6	— 10			1					
5. Godfrey, Randall	7-1	— 8		1(-2)						
6. Coakley, Dexter	3-5	— 8							1-0	— 1
7. Myers, Michael	2-4	— 6	2.0 (-4)							
8. Ekuban, Ebenezer	3-1	— 4								
9. Pittman, Kavika	2-2	— 4			4					
10. Lett, Leon	2-1	— 3		2(-3)	3					
Noble, Brandon	2-1	— 3								
Sanders, Deion	2-1	— 3				1				
13. Nguyen, Dat	1-2	— 3				2			0-1	— 1
Spellman, Alonzo	1-2	— 3								
15. Zellner, Peppi	0-2	— 2			1					
Kaiser, Jason	0-1	— 1							1-0	— 1
Williams, Charlie						2				

Special Teams Tackles — Akins, Chris 1; Hall, Lemanski 1;

1999 Game-by-Game

COWBOYS OFFENSE

	FIRST DOWNS					TOTAL OFFENSE										PUNTS					PEN.		FUM.	SCORING				
	T	R	P	a	Pe	YDS	PLVS	RUSH	ATT	PASS	SKYD	ATT	COM	I	NO-AVG	NO-AVG.	NO-YDS	NOLT	TD	TDR	TDP	TDt	PAT	2-PT	FG	TOP		
@ Washington	30	13	15	2		541	84	186	34	355	1/7	49	28	3	4-42.0	0-0.0	9-99	1/0	6	1	5	0	5/5	0/0	0/0	35:50		
	17	8	4	5		232	61	134	37	98	2/11	22	10	2	6-36.8	3-5.3	0-0-0	0/0	3	2	0	1	3/3	0/0	1/2	32:48		
ARIZONA	17	8	8	1		306	60	114	39	192	0/0	21	15	0	6-44.5	6-5.3	2-17.0	2/1	5	1	2	2	5/5	0/0	0/1	33:47		
@ Philadelphia	19	10	7	2		300	72	130	32	170	1/7	39	21	2	6-37.7	5-11.0	4-24.3	6-65	2/1	1	0	1	0	1/1	0/0	1/2	36:11	
@ N.Y.Giants	14	2	10	2		274	61	24	25	250	3/16	33	20	1	5-48.4	1-10.0	3-16.0	10-59	1/0	1	1	0	0	1/1	0/0	1/3	31:19	
WASHINGTON	23	9	11	3		352	66	108	34	244	0/0	32	20	0	4-53.3	4-20.3	5-22.4	9-98	1/1	5	2	2	1	5/5	0/0	1/1	34:32	
@ Indianapolis	18	10	8	0		232	56	103	26	129	5/30	25	19	0	4-44.0	1-76.0	4-28.5	6-50	2/1	3	3	0	0	3/3	0/0	1/1	27:29	
@ Minnesota	14	6	7	1		328	61	205	24	123	2/10	35	17	1	6-46.7	4-7.8	6-19.2	8-55	3/1	2	2	0	0	2/2	0/0	1/3	27:22	
GREEN BAY	19	6	10	3		339	59	149	34	190	2/9	29	23	13	0	4-44.8	3-19.0	2-19.5	2/2	3	0	2	1	3/3	0/0	2/3	30:34	
@ Arizona	15	10	3	2		258	65	156	34	102	2/9	29	16	0	6-46.6	3-5.3	5-18.8	6-47	1/0	1	0	1	0	1/1	0/0	0/1	33:03	
MIAMI	15	6	8	1		324	64	101	34	223	1/9	29	16	0	6-43.2	1-(-5.0)	1-21.0	12-108	1/1	2	0	1	1	2/2	0/0	2/2	34:39	
@ New England	12	5	7	0		203	56	63	23	140	3/20	30	20	0	4-44.3	1-15.0	4-25.8	9-35	2/0	0	0	0	0	0/0	0/0	2/3	30:31	
PHILADELPHIA	22	9	11	2		337	72	112	31	225	1/17	40	22	0	6-40.0	5-4.6	2-27.5	9-55	2/1	2	1	1	0	2/2	0/0	2/4	34:05	
N.Y. JETS	16	11	5	0		347	60	195	31	152	1/6	28	12	2	7-39.6	2-13.0	5-22.0	8-92	0/0	3	2	1	0	3/3	0/0	0/0	29:19	
@ New Orleans	24	9	12	3		368	65	122	26	246	0/0	39	23	2	5-42.6	1-0.0	6-33.8	11-86	1/1	3	1	2	0	3/3	0/0	1/1	30:27	
N.Y. GIANTS	20	7	13	0		437	62	149	29	288	0/0	33	23	0	2-42.0	1-7.0	3-32.0	7-56	1/0	2	0	2	0	2/2	0/0	4/4	29:58	
TOTALS	295	129	139	27		5,178	1,024	2,051	493	3,127	24/151	507	295	13	81-43.2	41-10.7	58-23.7	136-1,196	22/10	42	16	20	6	41/41	0/0	19/31	31:51	

PLAYOFFS

@ Minnesota	18	4	12	2	389	55	111	16	278	1/8	38	22	1	4-45.5	2-3.0	4-17.3	7-60	3/2	1	1	0	0	1/1	0/0	1/2	24	03			
-------------	----	---	----	---	-----	----	-----	----	-----	-----	----	----	---	--------	-------	--------	------	-----	---	---	---	---	-----	-----	-----	----	----	--	--	--

1999
Season



1999 Game-by-Game

COWBOYS DEFENSE

		TOTAL OFFENSE																SCORING																																																					
		FIRST DOWNS				NET				RUSH				PASS				SK/YD				ATT				COM				I				PUNTS				PUNT RET.				KO-RET.				PEN.				FUM.				TD				TDR				PAT				FG				TOP	
		T	R	Pa	Pe	YDS	PLVS	RUSH	ATT	PASS	SK/YD	ATT	COM	I	NO-AVG	PUNT RET.	NO-AVG.	KO-RET.	NO-YDS	PEN.	FUM.	NO/LT	TD	TDR	TOP	TDt	PAT	3-PT	FG	TOP																																									
Washington	@	25	8	14	3	504	66	135	30	369	2/13	34	20	0	5-39.0	4-12.0	4-19.5	8-45	3/2	4	2	0	3/3	1/1	2/2	28-19																																													
	ATLANTA	13	2	11	0	324	66	85	24	239	4/23	38	16	3	7-40.6	1-4.0	4-13.8	11-82	2/1	1	0	1	0	1/1	0/0	0/1	27-12																																												
	ARIZONA	12	2	8	2	208	61	71	21	137	1/4	39	20	4	8-45.3	4-14.8	4-19.8	6-50	1/1	1	0	1	0	1/1	0/0	0/0	26-13																																												
	@Philadelphia	12	6	4	2	244	59	105	27	139	2/6	30	11	1	8-45.0	1-13.0	3-20.0	7-82	0/0	1	0	1	0	1/1	0/0	2/2	23-49																																												
New York Giants	@	13	5	7	1	228	56	75	30	153	5/30	21	15	0	8-35.6	5-24.6	2-17.5	9-75	2/0	1	0	1	1/1	0/0	2/2	28-41																																													
	WASHINGTON	14	5	7	2	272	52	61	16	211	1/7	35	23	0	6-38.2	3-4.0	6-19.3	8-70	1/0	2	0	2	0	2/2	0/0	2/2	25-28																																												
	@Indianapolis	23	8	11	4	419	63	119	28	300	1/13	34	22	0	4-36.3	3-4.0	5-24.2	6-40	4/0	3	1	1	2/2	1/1	4/4	32-31																																													
	@Minnesota	17	7	9	1	308	66	118	32	190	4/28	30	17	1	6-44.8	4-14.5	4-21.8	12-95	1/1	3	0	3	0	3/3	0/0	2/3	32-38																																												
Green Bay	@	20	2	13	5	284	70	40	17	244	3/16	50	26	2	6-42.0	2-0.0	4-16.0	8-57	1/0	1	0	1	0	1/1	0/0	2/2	29-26																																												
	Arizona	13	7	6	0	207	61	102	30	105	2/10	29	13	2	5-42.2	3-11.7	2-27.0	5-40	1/0	1	0	1	0	1/1	0/0	2/2	28-57																																												
	MIAMI	16	2	10	4	275	63	69	20	206	2/16	41	19	5	4-37.5	3-9.3	5-18.4	5-42	0/0	0	0	0	0	0/0	0/0	0/3	25-21																																												
	@New England	18	7	9	2	284	62	108	36	176	1/0	25	14	2	4-40.5	3-10.7	2-25.0	2-20	0/0	1	1	0	0	1/1	0/0	2/2	29-29																																												
Philadelphia	@	14	6	8	0	238	56	95	24	143	3/14	29	15	1	8-42.6	2-5.0	3-16.0	6-68	3/2	1	0	1	0	1/1	0/0	1/1	25-55																																												
	N.Y. JETS	19	6	12	1	355	70	126	35	229	0/0	35	20	1	4-48.0	3-6.0	4-25.0	3-20	1/1	2	0	2	0	1/1	0/1	3/4	30-41																																												
	N.Y. Giants	18	4	11	3	310	60	61	29	249	3/29	28	16	1	5-44.0	2-3.5	5-22.2	6-32	2/1	4	1	2	1	4/4	0/0	1/1	29-33																																												
	@New Orleans	19	4	14	1	380	66	72	18	308	1/8	47	30	1	5-35.8	0-0.0	5-21.8	5-44	1/0	2	1	1	0	1/1	1/1	1/1	30-02																																												
TOTALS		266	81	154	31	4,840	997	1,442	417	3,398	35/217	545	297	24	93-41.2	43-10.7	62-20.3	107-562	23/9	28	19	3	24/24	3/4	26/33	28-09																																													

PLAYOFFS

@ Minnesota	20	9	9	2	374	66	175	38	199	3/13	25	12	0	5-40.8	1-9.0	2-13.5	7-50	0/0	3	0	3	0	3/3	0/0	2/2	35:57	3	0	3	0	3/3	0/0	2/2	35:57
-------------	----	---	---	---	-----	----	-----	----	-----	------	----	----	---	--------	-------	--------	------	-----	---	---	---	---	-----	-----	-----	-------	---	---	---	---	-----	-----	-----	-------

The Records





Cowboys All-Time Leaders

RUSHING

Player	Att.	Yards	Avg.	Long	TD
1. Smith, Emmitt (1990-99)	3,243	13,963	4.3	75t	136
2. Dorsett, Tony (1977-87)	2,755	12,036	4.4	99t	72
3. Perkins, Don (1961-68)	1,500	6,217	4.2	59	42
4. Hill, Calvin (1969-74)	1,166	5,009	4.3	55	39
5. Newhouse, Robert (1972-83)	1,160	4,784	4.1	54	31
6. Garrison, Walt (1966-74)	899	3,886	4.3	41	30
7. Walker, Herschel (1986-89, 1996-97)	818	3,491	4.3	84t	27
8. Staubach, Roger (1969-79)	410	2,264	5.5	33	20
9. Springs, Ron (1979-84)	604	2,180	3.6	46	28
10. Marsh, Amos (1961-64)	427	2,065	4.8	71	14

RECEIVING

Player	Rec.	Yards	Avg.	Long	TD
1. Irvin, Michael (1988-99)	750	11,904	15.9	87t	65
2. Pearson, Drew (1973-83)	489	7,822	16.0	67	48
3. Hill, Tony (1977-86)	479	7,988	16.7	75t	51
4. Smith, Emmitt (1990-99)	442	2,728	6.2	86	11
5. Dorsett, Tony (1977-87)	382	3,432	9.0	91	13
6. Hayes, Bob (1965-74)	365	7,295	20.0	95	71
7. Novacek, Jay (1990-96)	339	3,576	10.5	49	22
8. Cosbie, Doug (1979-88)	300	3,728	12.4	61t	30
9. Johnston, Daryl (1989-99)	294	2,227	7.6	28	14
10. Clarke, Frank (1960-67)	281	5,214	18.6	80	50

RUSHING-RECEIVING

Player	Rushing	Receiving	Total
1. Smith, Emmitt (1990-99)	13,963	2,728	16,691
2. Dorsett, Tony (1977-87)	12,036	3,432	15,468
3. Irvin, Michael (1988-99)	6	11,904	11,910
4. Hill, Tony (1977-86)	90	7,988	8,078
5. Pearson, Drew (1973-83)	190	7,822	8,012
6. Perkins, Don (1961-68)	6,217	1,310	7,527
7. Hayes, Bob (1965-74)	70	7,295	7,365
8. Hill, Calvin (1969-74)	5,009	1,359	6,368
9. Walker, Herschel (1986-89, 1996-97)	3,491	2,556	6,047
10. Newhouse, Robert (1972-83)	4,784	956	5,740

PASSING (Min. 1500 att.)

Player	Att.	Comp.	Pct.	Yards	TD	Long	Int	Rating
1. Staubach, Roger (1969-79)	2,958	1,685	57.0	22,700	153	91t	109	83.4
2. Aikman, Troy (1989-99)	4,453	2,742	61.6	31,310	158	90t	127	82.6
3. White, Danny (1976-88)	2,950	1,761	59.7	21,959	155	80t	132	81.7
4. Meredith, Don (1960-68)	2,308	1,170	50.7	17,199	135	95t	111	74.7

SCORING

Player	TD	PAT	2PT	FG	TP
1. Smith, Emmitt (1990-99)	147	-	1	-	884
2. Septien, Rafael (1978-86)	-	388	-	162	874
3. Dorsett, Tony (1977-87)	86	-	-	-	516
4. Hayes, Bob (1965-74)	76	-	-	-	456
5. Irvin, Michael (1988-99)	65	-	1	-	392
6. Clark, Mike (1968-71, 73)	-	180	-	69	386
7. Boniol, Chris (1994-96)	-	118	-	81	361
8. Cunningham, Richie (1997-99)	-	95	-	75	320
9. Fritsch, Toni (1971-73, 75)	-	119	-	66	317
10. Clarke, Frank (1960-67)	51	-	-	-	306
Hill, Tony (1977-86)	51	-	-	-	306



FIELD GOALS (Min. 100 made)

Player	Att.	Made	Pct.	Long
1. Septien, Rafael (1978-86).....	226	162	.717	53

PUNTING (Min. 300)

Player	No.	Avg.	Long	Blk.
1. Saxon, Mike (1985-92)	591	41.5	64	4
2. White, Danny (1976-88).....	612	40.1	73	4

INTERCEPTIONS

Player	No.	Yards	Avg.	Long	TD
1. Renfro, Mel (1964-77).....	52	626	12.0	90	3
2. Walls, Everson (1981-89).....	44	391	8.9	37	0
3. Waters, Charlie (1970-78, 80-81)	41	584	14.2	56t	2
4. Thurman, Dennis (1978-85).....	36	562	15.6	96	4
5. Downs, Michael (1981-88)	34	433	12.7	31	1
Green, Cornell (1962-74).....	34	552	16.2	59	2
7. Jordan, Lee Roy (1963-76).....	32	472	14.8	49	3
8. Harris, Cliff (1970-79)	29	281	9.7	60	1
9. Howley, Chuck (1961-73).....	24	395	16.5	58	2
10. Bishop, Don (1960-65)	22	364	16.5	57	0

PUNT RETURNS (Min. 75 returns)

Player	No.	Yards	Avg.	Long	TD
1. Sanders, Deion (1995-99)	89	1,184	13.3	83t	4
2. Hayes, Bob (1965-74)	104	1,158	11.1	90	3
3. Martin, Kelvin (1987-92, 1996)	179	1,803	10.1	85t	3
4. Williams, Kevin (1993-96).....	95	913	9.6	83t	3
5. Johnson, Butch (1976-83).....	146	1,313	9.0	55	0
6. Jones, James (1980-85).....	87	736	8.5	52	0
7. Renfro, Mel (1964-77).....	109	842	7.7	69	1

KICKOFF RETURNS (Min. 75 returns)

Player	No.	Yards	Avg.	Long	TD
1. Renfro, Mel (1964-77).....	85	2,246	26.4	100t	2
2. Walker, Herschel (1986-89, 1996-97).....	77	1,946	25.3	89	0
3. Williams, Kevin (1993-96).....	144	3,416	23.7	87t	1
4. Johnson, Butch (1976-83).....	79	1,832	23.2	74	0
5. Dixon, James (1989-91)	101	2,315	22.9	97t	1
6. Clack, Darryl (1986-89)	83	1,802	21.7	51	0

COMBINED YARDAGE

Player	Total	Rush	Rec	Int. Ret.	Punt Ret.	Kick Ret.	Fum. Ret.
1. Smith, Emmitt (1990-99)	16,691	13,963	2,728	0	0	0	0
2. Dorsett, Tony (1977-87)	15,501	12,036	3,432	0	0	0	33
3. Irvin, Michael (1988-99).....	11,910	6	11,904	0	0	0	0
4. Hayes, Bob (1965-74).....	9,104	70	7,295	0	1,158	581	0
5. Hill, Tony (1977-86).....	8,436	84	7,988	0	268	96	0
6. Pearson, Drew (1973-83).....	8,180	190	7,822	0	13	155	0
7. Perkins, Don (1961-68).....	8,005	6,217	1,310	0	8	443	0
8. Walker, Herschel (1986-89, 1996-97) ..	7,993	3,491	2,556	0	0	1,946	0



COWBOYS OFFENSE YEAR-BY-YEAR

YEAR	TOTAL	1ST DOWNS	RUSH	PASS	PEN	NET OFFENSE YDS-PLAYS	RUSHING YDS-ATT	NET	SACKS	GROSS	PASSING ATT	COMP	INT	PENALTIES NO-YARDS	FUMBLE NO-LOST	TDs	POINTS	NFC RANKING TOT-RU-PA	NFL RANKING TOT-RU-PA
1960	180	57	105	105	18	3,153-698	1,049-311	2,104	33/284	2,388	354	163	33	62-600	21-17	23	177	12-13-5	
1961	239	100	130	9	4,480-983	1,819-414	2,661	27/257	1,819	422	215	215	29	47-427	46-21	29	236	8-10-6	
1962	246	101	136	9	4,912-843	2,040-434	2,872	29/243	3,115	390	200	17	17	62-639	32-19	51	398	2-3-7	
1963	248	105	132	11	4,263-839	1,795-420	2,469	44/331	2,759	375	200	21	21	67-627	29-15	40	305	9-6-9	
1964	230	89	119	22	3,704-893	1,691-421	2,031	68/503	2,516	404	192	24	24	97-652	39-19	30	250	14-8-13	
1965	211	87	108	16	3,995-833	1,608-416	2,387	55/369	2,756	362	168	16	16	78-170	31-17	40	325	10-8-9	
1966	267	124	139	24	5,145-926	2,122-471	3,023	42/308	3,331	413	214	214	56	83-824	23-10	56	445	1-2-1	
1967	261	109	141	11	4,699-936	1,900-477	2,799	42/308	3,093	417	210	28	28	81-785	25-13	45	342	5-5-6	
1968	268	135	143	19	5,117-913	2,071-480	3,026	34/269	3,295	399	217	18	18	77-751	21-12	54	431	1-2-1	
1969	268	133	125	17	5,122-931	2,276-532	2,846	44/366	3,212	355	189	18	18	81-940	28-12	44	369	1-1-4	
1970	229	119	95	15	4,449-858	2,300-522	2,149	39/296	2,445	297	149	16	16	87-934	29-12	35	299	2-1-9	
1971	268	135	144	9	5,035-905	2,249-512	2,786	32/251	3,037	361	206	14	14	94-952	30-21	50	406	1-3-1	
1972	256	118	126	12	4,466-897	2,124-499	2,342	31/238	2,580	367	196	23	23	90-941	27-15	36	319	2-4-5	
1973	281	139	127	15	4,751-906	2,418-542	2,333	43/269	2,602	321	192	16	16	85-762	25-12	46	382	3-2-6	
1974	286	147	129	19	4,963-974	2,454-547	2,509	47/327	2,856	385	206	17	17	86-103	31-16	38	297	1-1-3	
1975	288	132	142	14	5,025-966	2,432-571	2,593	39/242	2,835	376	207	17	17	94-715	25-18	41	350	3-5-4	
1976	269	111	140	18	4,894-968	2,147-538	2,747	30/230	2,967	390	222	13	13	94-761	26-16	34	296	2-6-2	
1977	272	118	136	18	4,812-969	2,369-564	2,443	33/246	2,689	372	215	10	10	106-865	26-14	42	345	1-3-2	
1978	342	146	167	29	5,959-1,107	2,783-625	3,176	33/229	3,405	449	251	17	17	96-816	36-18	48	384	1-1-2	
1979	339	122	195	22	5,968-1,122	2,375-578	3,593	41/290	3,883	503	287	13	13	100-845	33-21	45	371	1-7-2	
1980	337	143	171	23	5,468-1,075	2,346-594	3,104	31/252	3,356	449	265	25	25	107-908	27-14	60	454	5-5-9	
1981	321	137	158	26	5,880-1,100	2,711-630	3,169	31/245	3,414	439	241	15	15	102-839	45-20	40	367	2-2-7	
1982	180	70	99	11	3,199-579	1,313-286	1,886	25/264	2,150	258	161	14	14	42-304	29-12	28	226	2-1-6	
1983	342	109	205	28	5,969-1,110	2,117-519	3,842	37/314	4,156	554	346	25	25	99-847	30-14	59	479	4-9-2	
1984	323	93	202	28	5,302-1,121	1,714-469	3,606	48/389	3,995	604	322	26	26	100-947	35-17	34	308	5-15-4	
1985	336	95	208	33	5,602-1,093	1,741-462	3,861	44/375	4,236	597	344	25	25	100-759	29-16	43	357	4-8-1	
1986	325	98	199	28	5,474-1,054	1,969-447	3,505	60/498	4,003	547	319	24	24	111-931	30-20	43	346	4-8-4	
1987	293	93	176	24	5,056-1,017	1,865-465	3,191	52/403	3,594	500	288	20	20	131-1,091	30-20	38	340	5-9-5	
1988	311	112	175	24	5,423-1,059	1,995-469	3,485	35/239	3,727	555	307	27	27	141-1,148	22-13	32	265	6-7-5	
1989	246	78	145	23	4,234-836	1,409-355	2,885	30/239	3,124	513	266	27	27	100-771	29-15	25	204	14-12-13	
1990	260	88	135	27	4,081-991	1,500-393	2,581	43/317	2,998	475	254	24	24	98-729	27-9	27	244	14-13-13	
1991	304	89	193	22	5,011-971	1,711-433	3,300	38/273	3,663	500	305	12	12	74-610	23-12	37	342	4-7-5	
1992	324	119	163	24	5,606-1,014	2,121-500	3,486	23/112	3,597	491	314	15	15	91-650	16-9	49	409	2-3-3	
1993	322	172	30	30	5,615-984	2,161-490	3,454	29/163	3,617	475	317	6	6	94-744	33-16	41	376	2-2-3	
1994	322	136	160	26	5,321-1,018	1,953-550	3,368	20/93	3,461	448	282	14	14	100-895	22-10	50	414	4-2-7	
1995	364	141	195	28	5,824-1,007	2,201-495	3,623	18/118	3,741	494	322	10	10	90-695	24-13	51	435	5-2-13	
1996	286	105	163	18	4,763-981	1,641-475	3,122	19/127	3,249	487	307	14	14	102-832	24-15	27	286	11-8-10	
1997	279	82	170	27	4,778-1,015	1,637-423	3,141	39/313	3,454	553	314	12	12	116-1,058	23-11	29	304	8-11-10	
1998	308	125	154	29	5,450-982	2,014-499	3,436	19/110	3,546	474	279	8	8	128-1,108	18-7	42	381	5-4-5	
1999	295	129	139	27	5,178-1,024	2,051-493	3,127	24/151	3,278	507	295	13	13	136-1,196	22-10	42	352	8-3-12	



COWBOYS DEFENSE YEAR-BY-YEAR

YEAR	TOTAL	1ST DOWNS	RUSH	PASS	PEN	NET OFFENSE	RUSHING	NET	SACKS	GROSS	PASSING	COMP	INT	PENALTIES	FUMBLES	TDs	POINTS	NFC RANKING	NFL RANKING
						YDS-PLYS	YDS-ATT							NO-YDS	NO-LOST			TOT-RU-PA	TOT-RU-PA
1960	216	106	97	12	13	4,392-858	2,242-445	2,130	20,175	2,305	393	159	15	72-671.5	21-11	44	369	13-13-8	
1961	254	122	120	12	12	4,592-787	2,161-439	2,431	22,204	2,635	326	168	25	38-362	30-18	49	390	10-12-7	
1962	274	133	133	15	15	5,184-848	1,510-386	3,674	25,230	3,904	437	203	23	56-569	33-11	52	402	13-14-14	
1963	266	114	139	13	13	5,325-878	2,094-455	3,231	23,942	3,392	403	202	26	52-479	23-11	48	378	13-14-13	
1964	211	71	121	19	19	3,750-860	1,504-438	2,246	45,325	2,571	377	172	18	75-781	26-20	34	289	2-2-4	
1965	240	80	138	22	22	4,192-895	1,444-422	2,748	39,015	3,063	424	205	18	50-483	37-20	33	280	6-2-9	
1966	211	64	140	17	17	3,558-873	1,176-356	2,382	60,420	2,802	457	212	17	63-778	23-14	29	239	2-1-7	
1967	236	64	145	27	27	3,874-866	1,094-359	2,780	45,377	3,167	482	260	23	64-707	28-18	35	268	7-1-11	
1968	202	61	123	18	18	3,633-863	2,071-480	2,438	51,400	2,838	428	220	26	54-557	21-15	23	186	4-1-11	
1969	203	52	141	10	10	3,707-826	1,050-313	2,657	55,452	3,109	458	235	24	58-680	23-11	28	223	3-1-11	
1970	205	87	105	13	13	3,569-855	1,656-415	1,913	41,313	2,226	359	193	24	70-732	25-14	28	221	4-5-3	
1971	200	59	125	16	16	3,488-817	1,144-353	2,324	43,336	2,660	421	209	26	61-647	40-25	25	222	3-2-19	
1972	217	81	113	23	23	3,755-842	1,515-428	2,240	32,268	2,508	392	187	18	59-596	40-17	28	240	7-1-19	
1973	208	83	106	19	19	3,466-827	1,471-435	1,995	40,336	2,301	352	187	18	52-516	44-23	23	203	2-2-8	
1974	199	63	110	26	26	3,463-803	1,344-417	2,529	47,327	2,856	349	178	13	69-657	31-13	28	235	5-3-16	
1975	234	100	113	21	21	3,739-888	1,699-474	2,040	44,288	2,828	373	162	25	63-639	43-19	33	268	3-3-3	
1976	246	113	111	22	22	3,730-919	1,821-484	1,908	44,327	2,236	391	187	16	71-643	32-12	25	194	5-3-5	
1977	205	86	94	23	23	3,213-880	1,651-457	1,562	53,429	1,991	370	154	21	78-731	22-10	26	212	1-1-2	
1978	232	83	128	21	21	4,009-967	1,721-477	2,288	58,442	2,730	432	202	23	95-783	27-13	25	208	2-1-5	
1979	259	105	135	19	19	4,596-978	2,115-500	2,471	43,362	2,893	435	207	13	70-704	20-10	38	313	8-11-3	
1980	296	98	160	28	28	5,279-996	2,069-469	3,205	43,358	3,563	484	231	27	106-989	33-20	38	311	7-7-7	
1981	287	107	160	18	18	5,419-1,021	2,049-468	3,370	42,347	3,717	511	236	37	104-937	43-16	34	277	17-18-16	
1982	163	57	95	11	11	2,753-581	1,011-260	1,742	32,260	2,002	269	152	15	52-431	20-10	17	145	20-16-21	
1983	266	82	181	23	23	5,427-1,025	1,499-410	3,926	57,437	4,365	558	299	27	100-873	31-21	42	360	10-2-13	
1984	263	106	155	22	22	5,036-1,094	2,226-510	2,810	57,390	3,200	527	250	28	98-854	35-16	36	308	7-24-5	
1985	312	96	193	21	21	5,608-1,076	1,853-465	3,755	62,459	4,214	549	279	33	100-990	29-15	40	333	11-6-13	
1986	296	118	148	20	20	4,985-1,017	2,200-500	2,785	53,364	3,149	464	226	31	90-817	29-18	41	337	7-11-3	
1987	294	85	175	34	34	5,081-1,012	1,617-459	3,444	51,337	3,781	503	269	23	100-857	29-20	42	348	10-23-3	
1988	297	93	180	24	24	5,414-1,023	1,856-454	3,566	46,327	3,893	523	264	20	92-772	24-9	44	381	12-10-12	
1989	321	116	183	22	22	5,556-1,060	1,991-543	3,565	29,183	3,748	488	301	7	102-723	22-10	44	393	9-10-8	
1990	290	109	153	18	18	4,615-988	1,976-482	2,639	36,292	2,931	470	271	11	104-911	32-19	36	308	10-19-20	
1991	299	101	160	16	16	5,066-963	1,571-400	3,495	23,151	3,646	540	320	12	97-801	23-11	32	310	12-6-13	
1992	241	69	147	26	26	3,933-873	1,244-345	2,689	44,347	3,036	484	263	17	94-727	25-14	29	243	1-1-5	
1993	297	94	176	27	27	4,767-1,012	1,651-423	3,116	34,347	3,347	555	334	14	87-653	22-14	23	229	7-5-7	
1994	273	86	157	30	30	4,313-1,006	1,561-437	2,752	47,299	3,051	522	269	22	102-826	15-9	27	248	1-10-1	
1995	303	113	165	25	25	5,044-1,001	1,772-442	3,272	36,219	3,491	523	293	19	112-913	16-6	32	291	4-9-4	
1996	280	89	144	27	27	4,382-958	1,576-437	2,806	37,195	3,025	484	271	19	94-717	26-14	24	250	2-5-2	
1997	281	104	139	38	38	4,516-1,022	1,994-511	2,522	38,199	2,717	473	253	14	99-757	27-12	36	314	2-12-1	
1998	276	84	162	30	30	5,164-988	1,619-401	3,545	34,222	3,767	553	290	14	120-917	23-12	32	275	9-6-12	
1999	266	81	154	31	31	4,840-997	1,442-417	3,398	35,217	3,615	545	297	24	107-862	23-9	28	276	3-3-4	



Cowboys Leaders By Years

RUSHING

Year	Player	Att.	Yds.	Avg.	Long	TD	NFL/NFC	
							Rank	Rank
1960	Dupre, L.G.	104	362	3.5	18	3	20	
1961	*Perkins, Don	200	815	4.1	47	4	6	
1962	Perkins, Don	222	945	4.3	35	7	5	
1963	Perkins, Don	149	614	4.1	19t	7	10	
1964	Perkins, Don	174	768	4.4	59	6	5	
1965	Perkins, Don	177	690	3.9	43	0	7	
1966	Reeves, Dan	175	757	4.3	67t	8	6	
1967	Perkins, Don	201	823	4.1	30	6	6	
1968	Perkins, Don	191	836	4.4	28t	4	6	
1969	*Hill, Calvin	204	942	4.6	55	8	2	
1970	*Thomas, Duane	151	803	5.3	47t	5	8/5	
1971	Thomas, Duane	175	793	4.5	56t	11	11/7	
1972	Hill, Calvin	245	1,036	4.2	26	6	7/3	
1973	Hill, Calvin	273	1,142	4.2	21	6	3/2	
1974	Hill, Calvin	185	844	4.6	27	7	8/3	
1975	Newhouse, Robert	209	930	4.4	29	2	9/4	
1976	Dennison, Doug	153	542	3.5	14	6	35/18	
1977	*Dorsett, Tony	208	1,007	4.8	84t	12	9/4	
1978	Dorsett, Tony	290	1,325	4.6	63t	7	3/2	
1979	Dorsett, Tony	250	1,107	4.4	41	6	11/8	
1980	Dorsett, Tony	278	1,185	4.3	56	11	6/6	
1981	Dorsett, Tony	342	1,646	4.8	75t	4	2/2	
1982	Dorsett, Tony	177	745	4.2	99t	5	2/1	
1983	Dorsett, Tony	289	1,321	4.6	77	8	6/5	
1984	Dorsett, Tony	302	1,189	3.9	31t	8	7/7	
1985	Dorsett, Tony	305	1,307	4.3	60t	7	6/4	
1986	Dorsett, Tony	184	748	4.1	33	5	19/11	
1987	Walker, Herschel	209	891	4.3	60t	7	6/3	
1988	Walker, Herschel	361	1,514	4.2	38	5	2/1	
1989	Palmer, Paul	112	446	4.0	63t	2	39/18	
1990	*Smith, Emmitt	241	937	3.9	48t	11	10/5	
1991	Smith, Emmitt	365	1,563	4.3	75t	12	1/1	
1992	Smith, Emmitt	373	1,713	4.6	68t	18	1/1	
1993	Smith, Emmitt	283	1,486	5.3	62t	9	1/1	
1994	Smith, Emmitt	368	1,484	4.0	46	21	3/2	
1995	Smith, Emmitt	377	1,773	4.7	60t	25	1/1	
1996	Smith, Emmitt	327	1,204	3.7	42	12	8/4	
1997	Smith, Emmitt	261	1,074	4.1	44	4	12/5	
1998	Smith, Emmitt	319	1,332	4.2	32	13	5/4	
1999	Smith, Emmitt	329	1,397	4.2	63t	11	4/2	

PASSING

Year	Player	Att.	Comp.	Pct.	Yds.	TD	Int.	Rating	NFL/NFC	
									Rank	Rank
1960	LeBaron, Eddie	225	111	49.3	1,736	12	25	53.4	8	
1961	LeBaron, Eddie	236	120	50.8	1,741	14	16	66.5	9	
1962	LeBaron, Eddie	166	95	57.2	1,436	16	9	95.3	3	
1963	Meredith, Don	310	167	53.9	2,381	17	18	73.2	10	
1964	Meredith, Don	323	158	48.9	2,143	9	16	67.3	15	
1965	Meredith, Don	305	141	46.2	2,415	22	13	79.7	8	
1966	Meredith, Don	344	177	51.5	2,805	24	12	87.7	4	
1967	Meredith, Don	255	128	50.2	1,834	16	16	68.6	8	
1968	Meredith, Don	309	171	55.3	2,500	21	12	88.3	2	
1969	Morton, Craig	302	162	53.6	2,619	21	15	85.4	5	
1970	Morton, Craig	207	102	49.3	1,819	15	7	89.7	5/4	
1971	Staubach, Roger	211	126	59.7	1,882	15	4	104.8	1/1	
1972	Morton, Craig	339	185	54.6	2,396	15	21	65.9	15/7	
1973	Staubach, Roger	286	179	62.6	2,428	23	15	94.6	1/1	
1974	Staubach, Roger	360	190	52.8	2,552	11	15	68.5	14/7	
1975	Staubach, Roger	348	198	56.9	2,666	17	16	78.6	8/2	
1976	Staubach, Roger	369	208	56.4	2,715	14	11	79.9	8/5	
1977	Staubach, Roger	361	210	58.2	2,620	18	9	87.1	2/1	
1978	Staubach, Roger	413	231	55.9	3,190	25	16	84.9	1/1	
1979	Staubach, Roger	461	267	57.9	3,586	27	11	92.4	1/1	
1980	White, Danny	436	260	59.6	3,287	28	25	80.8	9/7	
1981	White, Danny	391	223	57.0	3,098	22	13	87.5	5/2	
1982	White, Danny	247	156	63.2	2,079	16	12	91.1	4/2	
1983	White, Danny	533	334	62.7	3,980	29	23	85.6	9/6	
1984	White, Danny	233	126	54.1	1,580	11	11	71.5	22/11	
1985	White, Danny	450	267	59.3	3,157	21	17	80.6	9/4	

* Rookie



THE RECORDS

PASSING (cont.)

Year	Player	Att.	Comp.	Pct.	Yds.	TD	Int.	Rating	NFL/NFC	
									Rank	Rank
1986	Pelluer, Steve.....	378	215	56.9	2,727	8	17	67.9	20/9	20/9
1987	White, Danny.....	362	215	59.4	2,617	12	17	73.2	19/9	19/9
1988	Pelluer, Steve.....	435	245	56.3	3,139	17	19	73.9	16/9	16/9
1989	*Aikman, Troy.....	293	155	52.9	1,749	9	18	55.7	27/14	27/14
1990	Aikman, Troy.....	399	226	56.6	2,579	11	18	66.6	27/14	27/14
1991	Aikman, Troy.....	363	237	65.3	2,754	11	10	86.7	6/4	6/4
1992	Aikman, Troy.....	473	302	63.8	3,445	23	14	89.5	3/3	3/3
1993	Aikman, Troy.....	392	271	69.1	3,100	15	6	99.0	2/2	2/2
1994	Aikman, Troy.....	361	233	64.5	2,676	13	12	84.9	6/4	6/4
1995	Aikman, Troy.....	432	280	64.8	3,304	16	7	93.6	3/2	3/2
1996	Aikman, Troy.....	465	296	63.7	3,126	12	13	80.1	12/5	12/5
1997	Aikman, Troy.....	518	292	56.4	3,283	19	12	78.0	17/8	17/8
1998	Aikman, Troy.....	315	187	59.4	2,330	12	5	88.5	8/4	8/4
1999	Aikman, Troy.....	442	263	59.5	2,964	17	12	81.1	14/8	14/8

RECEIVING

Year	Player	No.	Yds.	Avg.	Long	TD	NFL/NFC	
							Rank	Rank
1960	Doran, Jim.....	31	554	17.9	75t	3	21	21
1961	Howton, Billy.....	56	785	14.0	53	4	6	6
1962	Howton, Billy.....	49	706	14.4	69t	6	15	15
1963	Clarke, Frank.....	43	833	19.4	75t	10	3	3
1964	Clarke, Frank.....	65	973	15.0	49	5	3	3
1965	*Hayes, Bob.....	46	1,003	21.8	82t	12	13	13
1966	Hayes, Bob.....	64	1,232	19.3	95t	13	4	4
1967	Rentzel, Lance.....	58	996	17.2	74t	8	6	6
1968	Rentzel, Lance.....	54	1,009	18.7	65t	6	3	3
1969	Rentzel, Lance.....	43	960	22.3	75t	12	20	20
1970	Hayes, Bob.....	34	889	26.1	89t	10	45/26	45/26
1971	Garrison, Walt.....	40	396	9.9	36	1	23/10	23/10
1972	Hill, Calvin.....	43	364	8.5	33t	3	18/9	18/9
1973	Hill, Calvin.....	32	290	9.1	29	0	36/21	36/21
1974	Pearson, Drew.....	62	1,087	17.9	50t	2	3/2	3/2
1975	Pearson, Drew.....	46	822	17.9	46t	8	16/9	16/9
1976	Pearson, Drew.....	58	806	13.9	54	6	4/1	4/1
1977	Pearson, Drew.....	48	870	18.1	67	2	9/3	9/3
1978	Pearson, Preston.....	47	526	11.2	34	0	26/15	26/15
1979	Hill, Tony.....	60	1,062	17.7	75t	10	12/6	12/6
1980	Hill, Tony.....	60	1,055	17.6	58t	8	16/9	16/9
1981	Hill, Tony.....	46	953	20.7	63t	4	47/26	47/26
	Springs, Ron.....	46	359	7.8	32t	2		
1982	Hill, Tony.....	35	526	15.0	47	1	22/8	22/8
1983	Springs, Ron.....	73	589	8.1	80t	1	9/4	9/4
1984	Cosbie, Doug.....	60	789	13.2	36	4	28/12	28/12
1985	Hill, Tony.....	74	1,113	15.0	53t	7	9/3	9/3
1986	Walker, Herschel.....	76	837	11.0	84t	2	9/4	9/4
1987	Walker, Herschel.....	60	715	11.9	44	1	5/4	5/4
1988	Alexander, Ray.....	54	788	14.6	50t	6	34/21	34/21
1989	Martin, Kelvin.....	46	644	14.0	46	2	53/26	53/26
1990	Martin, Kelvin.....	64	732	11.4	45	0	17/9	17/9
1991	Irvin, Michael.....	93	1,523	16.4	66t	8	2/1	2/1
1992	Irvin, Michael.....	78	1,396	17.9	87t	7	7/4	7/4
1993	Irvin, Michael.....	88	1,330	15.1	61t	7	3/3	3/3
1994	Irvin, Michael.....	79	1,241	15.7	65t	6	13/8	13/8
1995	Irvin, Michael.....	111	1,603	14.4	50	10	5/5	5/5
1996	Irvin, Michael.....	64	962	15.0	61	2	27/15	27/15
1997	Irvin, Michael.....	75	1,180	15.7	55	9	12/7	12/7
1998	Irvin, Michael.....	74	1,057	14.3	51	1	14/6	14/6
1999	Ismail, Raghib.....	80	1,097	13.7	76t	6	12/8	12/8

PUNTING

Year	Player	No.	Yards	Avg.	TB	IN20	Long	Had Blk	NFL/NFC	
									NET	Rank
1960	Sherer, Dave.....	57	2,420	42.5	4	15	67	0	39.5	7
1961	*Green, Allen.....	60	2,236	37.3	3	6	53	1	32.5	14
1962	Baker, Sam.....	57	2,589	45.4	4	13	72	0	40.7	3
1963	Baker, Sam.....	71	3,138	44.2	4	13	64	0	40.6	7
1964	*Lothridge, Billy.....	62	2,501	40.3	5	17	75	0	38.1	15
1965	Villanueva, Danny.....	60	2,505	41.8	8	11	58	0	37.9	10
1966	Villanueva, Danny.....	64	2,551	39.9	3	14	58	1	36.7	13

* Rookie



PUNTING (cont.)

Year	Player	No.	Yards	Avg.	TB	IN20	Long	Had		NFL/NFC Rank
								Blk	NET	
1967	Villanueva, Danny	67	2,707	40.4	4	9	57	0	35.2	9
1968	Widby, Ron	59	2,415	40.9	7	17	84	0	36.4	5
1969	Widby, Ron	63	2,729	43.3	4	9	62	0	37.2	2
1970	Widby, Ron	68	2,847	41.9	6	10	59	1	35.4	10/2
1971	Widby, Ron	55	2,329	42.3	6	8	59	1	35.3	8/3
1972	*Bateman, Marv	51	1,949	38.2	3	4	61	0	36.2	24/13
1973	Bateman, Marv	53	2,290	43.2	5	14	62	2	37.1	11/7
1974	*Carrell, Duane	40	1,591	39.8	5	15	59	0	31.4	11/5
1975	*Hoopes, Mitch	67	2,676	39.9	8	15	55	1	33.2	16/9
1976	White, Danny	70	2,690	38.4	12	13	54	2	30.5	20/9
1977	White, Danny	80	3,171	39.6	10	25	57	1	33.2	12/8
1978	White, Danny	76	3,076	40.5	11	16	56	1	33.1	8/5
1979	White, Danny	76	3,168	41.7	9	21	73	0	36.0	4/2
1980	White, Danny	71	2,903	40.9	11	17	58	0	34.9	10/5
1981	White, Danny	81	3,284	40.8	7	19	60	0	36.0	14/8
1982	White, Danny	37	1,542	41.7	2	6	56	0	37.4	8/5
1983	White, Danny	38	1,543	40.6	3	6	50	1	32.9	DNQ
1984	White, Danny	82	3,151	38.4	8	21	54	0	34.6	28/14
1985	Saxon, Mike	81	3,396	41.9	10	20	57	1	35.5	13/8
1986	Saxon, Mike	86	3,498	40.7	10	28	58	1	34.5	15/9
1987	Saxon, Mike	68	2,685	39.5	5	20	63	0	34.2	20/10
1988	Saxon, Mike	80	3,271	40.9	15	24	55	0	34.2	10/4
1989	Saxon, Mike	79	3,233	40.9	6	19	56	2	34.3	10/6
1990	Saxon, Mike	79	3,413	43.2	8	20	62	0	35.6	4/2
1991	Saxon, Mike	57	2,426	42.6	5	16	64	0	36.8	11/6
1992	Saxon, Mike	61	2,620	43.0	9	19	58	0	33.5	9/5
1993	*Jett, John	56	2,342	41.8	3	22	59	0	37.7	21/10
1994	Jett, John	70	2,935	41.9	4	26	58	0	35.4	14/6
1995	Jett, John	53	2,166	40.9	6	17	58	0	34.5	24/12
1996	Jett, John	74	3,150	42.6	9	22	60	0	36.8	18/8
1997	*Gowin, Toby	86	3,592	41.8	9	26	72	0	35.4	27/13
1998	Gowin, Toby	77	3,342	43.4	14	31	65	1	36.6	17/7
1999	Gowin, Toby	81	3,500	43.2	10	24	64	0	35.1	7/2

SCORING

Year	Player	TD	PAT	TWO PT	FG	Tot.	NFL/NFC Rank
1960	Cone, Fred	0	21	-	6	39	27
1961	Clarke, Frank	9	0	-	0	54	22
1962	Baker, Sam	0	50	-	14	92	6
1963	Baker, Sam	0	38	-	9	65	14
1964	*Van Raaphorst, Dick	0	28	-	14	70	13
1965	Villanueva, Danny	0	37	-	16	85	10
1966	Villanueva, Danny	0	56	-	17	107	2
1967	Hayes, Bob	11	0	-	0	66	16
	Reeves, Dan	11	0	-	0	66	
1968	Clark, Mike	0	54	-	17	105	2
1969	Clark, Mike	0	43	-	20	103	2
1970	Clark, Mike	0	35	-	18	89	12/8
1971	Clark, Mike	0	47	-	13	86	13/7
1972	Fritsch, Toni	0	36	-	21	99	7/3
1973	Fritsch, Toni	0	43	-	18	97	11/7
1974	*Herrera, Efren	0	33	-	8	57	26/9
1975	Fritsch, Toni	0	38	-	22	104	3/2
1976	Herrera, Efren	0	34	-	18	88	6/4
1977	Herrera, Efren	0	39	-	18	93	3/2
1978	Septien, Rafael	0	46	-	16	94	5/2
1979	Septien, Rafael	0	40	-	19	97	8/3
1980	Septien, Rafael	0	59	-	11	92	13/6
1981	Septien, Rafael	0	40	-	27	121	1/1
1982	Septien, Rafael	0	28	-	10	58	11/5
1983	Septien, Rafael	0	57	-	22	123	5/5
1984	Septien, Rafael	0	33	-	23	102	13/6
1985	Septien, Rafael	0	42	-	19	99	17/8
1986	Septien, Rafael	0	43	-	15	88	20/9
1987	Ruzek, Roger	0	26	-	22	92	5/3

* Rookie



SCORING (cont.)

Year	Player	TD	PAT	TWO		FG	Tot.	NFL/NFC
				PT	PT			Rank
1988	Ruzek, Roger	0	27	-	-	12	63	36/17
1989	Ruzek, Roger	0	14	-	-	5	29	DNQ
1990	*Willis, Ken	0	26	-	-	18	80	25/13
1991	Willis, Ken	0	37	-	-	27	118	3/2
1992	*Elliott, Lin	0	47	-	-	24	119	4/3
1993	Murray, Eddie	0	38	-	-	28	122	6/3
1994	Smith, Emmitt	22	0	-	-	0	132	2/1
1995	Smith, Emmitt	25	0	0	0	0	150	1/1
1996	Boniol, Chris	0	24	0	0	32	120	6/4
1997	Cunningham, Richie	0	24	0	0	34	126	2/1
1998	Cunningham, Richie	0	40	0	0	29	127	5/3
1999	Smith, Emmitt	13	0	0	0	0	78	31/15

FIELD GOALS

Year	Player	Att.	Made	Pct.	Long	NFL/NFC
						Rank
1960	Cone, Fred	13	6	.462	45	12
1961	Bielski, Dick	9	6	.667	42	13
1962	Baker, Sam	27	14	.519	53	3
1963	Baker, Sam	20	9	.450	53	12
1964	*Van Raaphorst, Dick	29	14	.483	43	8
1965	Villaneuva, Danny	27	16	.593	41	7
1966	Villaneuva, Danny	31	17	.548	37	8
1967	Villaneuva, Danny	23	9	.391	34	14
1968	Clark, Mike	29	17	.586	50	7
1969	Clark, Mike	36	20	.555	47	5
1970	Clark, Mike	27	18	.667	43	7/4
1971	Clark, Mike	25	13	.520	48	19/9
1972	Fritsch, Toni	36	21	.583	54	18/8
1973	Fritsch, Toni	28	18	.643	37	12/4
1974	*Herrera, Efen	13	6	.615	39	11/5
1975	Fritsch, Toni	35	22	.629	43	14/8
1976	Herrera, Efen	23	18	.783	46	1/1
1977	Herrera, Efen	29	18	.621	52	12/1
1978	Septien, Rafael	26	16	.615	48	17/9
1979	Septien, Rafael	29	19	.655	51	9/4
1980	Septien, Rafael	17	11	.647	52	13/7
1981	Septien, Rafael	35	27	.771	47	4/3
1982	Septien, Rafael	14	10	.714	53	13/6
1983	Septien, Rafael	27	22	.815	47	7/3
1984	Septien, Rafael	29	23	.793	52	4/3
1985	Septien, Rafael	28	19	.679	53	18/9
1986	Septien, Rafael	21	15	.714	50	11/5
1987	Ruzek, Roger	25	22	.880	49	2/1
1988	Ruzek, Roger	22	12	.546	50	25/14
1989	Zendejas, Luis	9	5	.556	47	DNQ
1990	*Willis, Ken	25	18	.720	49	17/8
1991	Willis, Ken	39	27	.692	54	21/11
1992	*Elliott, Lin	35	24	.686	53	18/10
1993	Murray, Eddie	33	28	.848	52	5/3
1994	*Boniol, Chris	29	22	.759	47	18/6
1995	Boniol, Chris	28	27	.964	45	1/1
1996	Boniol, Chris	36	32	.889	52	1/2
1997	Cunningham, Richie	37	34	.919	53	2/1
1998	Cunningham, Richie	35	29	.829	54	11/5
1999	Cunningham, Richie	22	12	.545	47	30/15

KICKOFF RETURNS

Year	Player	No.	Yds.	Avg.	Long	TD	NFL/NFC
							Rank
1960	Franckhauser, Tom	25	509	19.8	46	0	19
1961	*Marsh, Amos	26	667	25.7	79	0	13
1962	Marsh, Amos	29	725	25.0	101t	1	10
1963	*Stiger, Jim	18	432	24.0	66	0	12
1964	*Renfro, Mel	40	1,017	25.4	65	0	7
1965	Renfro, Mel	21	630	30.0	100t	1	4
1966	Renfro, Mel	19	487	25.6	87t	1	9
1967	Garrison, Walt	20	366	18.3	36	0	23

* Rookie



KICKOFF RETURNS (cont.)

Year	Player	No.	Yds.	Avg.	Long	NFL/NFC	
						TD	Rank
1968	Baynham, Craig	23	590	25.7	40	0	7
1969	*Flowers, Richmond	11	283	25.7	30	0	29
1970	*Thomas, Duane	19	416	21.9	33	0	23/10
1971	Harris, Cliff	29	823	28.4	77	0	4/4
1972	Harris, Cliff	26	615	23.7	44	0	23/11
1973	Montgomery, Mike	6	175	29.2	63	0	DNQ
1974	*Morgan, Dennis	35	823	23.5	43	0	21/11
1975	Pearson, Preston	16	391	24.4	42	0	13/7
1976	*Johnson, Butch	28	693	24.8	74	0	11/5
1977	Johnson, Butch	22	536	24.4	64	0	9/5
1978	Johnson, Butch	29	603	20.8	56	0	27/12
1979	*Springs, Ron	38	780	20.5	70	0	25/12
1980	*Jones, James	32	720	22.5	41	0	11/6
1981	Jones, James	27	517	19.1	33	0	36/17
1982	Fellows, Ron	16	359	22.4	35	0	16/9
1983	Fellows, Ron	43	855	19.9	53	0	26/12
1984	Allen, Gary	33	666	20.2	34	0	24/11
1985	*Lavette, Robert	34	682	20.1	34	0	27/13
1986	Lavette, Robert	36	699	19.4	37	0	27/12
1987	Clack, Darryl	29	635	21.9	48	0	9/7
1988	Burbage, Cornell	20	448	22.4	53	0	9/2
1989	*Dixon, James	47	1,181	25.1	97t	1	5/2
1990	Dixon, James	36	736	20.4	47	0	13/7
1991	Wright, Alexander	21	514	24.5	102t	1	3/2
1992	Martin, Kelvin	24	503	21.0	59	0	13/10
1993	*Williams, Kevin	31	689	22.2	49	0	8/6
1994	Williams, Kevin	43	1,148	26.7	87t	1	4/3
1995	Williams, Kevin	49	1,108	22.6	43	0	16/6
1996	Walker, Herschel	27	779	28.9	89	0	2/2
1997	Walker, Herschel	50	1,167	23.3	49	0	16/10
1998	Mathis, Kevin	25	621	24.8	42	0	13/6
1999	Tucker, Jason	22	613	27.9	79	0	2/2

PUNT RETURNS

Year	Player	No.	Yds.	Avg.	Long	NFL/NFC	
						TD	Rank
1960	Butler, Bill	13	131	10.1	46	0	2
1961	*Marsh, Amos	14	71	5.1	19	0	14
1962	Lockett, J.W.	8	45	5.6	17	0	14
1963	*Stiger, Jim	14	141	10.1	45	0	6
1964	*Renfro, Mel	32	418	13.1	69t	1	3
1965	Renfro, Mel	24	145	6.0	35	0	9
1966	Hayes, Bob	17	106	6.2	18	0	7
1967	Hayes, Bob	24	276	11.5	69t	1	2
1968	Hayes, Bob	15	312	20.8	90t	2	1
1969	Hayes, Bob	18	179	9.9	50	0	3
1970	Hayes, Bob	15	116	7.7	34	0	20/7
1971	Harris, Cliff	17	129	7.6	35	0	11/4
1972	Harris, Cliff	19	78	4.1	21	0	21/11
1973	*Richards, Golden	21	139	6.6	46	0	23/10
1974	*Morgan, Dennis	19	287	15.1	98t	1	3/2
1975	Richards, Golden	28	288	10.3	43t	1	12/5
1976	*Johnson, Butch	45	489	10.9	55	0	8/4
1977	Johnson, Butch	50	423	8.5	38	0	20/7
1978	Johnson, Butch	51	401	7.9	23	0	18/9
1979	*Wilson, Steve	35	236	6.8	13	0	20/7
1980	*Jones, James	54	548	10.1	52	0	5/4
1981	Jones, James	33	188	5.7	17	0	28/14
1982	Fellows, Ron	25	189	7.6	17	0	18/8
1983	Hill, Rod	30	232	7.7	37	0	20/10
1984	Allen, Gary	54	446	8.3	18	0	16/8
1985	Bates, Bill	22	152	6.9	21	0	20/8
1986	Banks, Gordon	27	160	5.9	20	0	22/11
1987	*Martin, Kelvin	22	216	9.8	38	0	12/7
1988	Martin, Kelvin	44	360	8.2	21	0	17/7
1989	Shepard, Derrick	24	160	6.7	17	0	-
1990	Shepard, Derrick	20	121	6.1	13	0	20/13
1991	Martin, Kelvin	21	244	11.6	85t	1	3/3

* Rookie



PUNT RETURNS (cont.)

Year	Player	No.	Yds.	Avg.	Long	TD	NFL/NFC
							Rank
1992	Martin, Kelvin	42	532	12.7	79t	2	2/2
1993	*Williams, Kevin	36	381	10.6	64t	2	8/3
1994	Williams, Kevin	39	349	8.9	83t	1	13/6
1995	Williams, Kevin	18	166	9.2	30	0	DNQ
1996	Martin, Kelvin	41	373	9.1	22	0	16/7
1997	Sanders, Deion	33	407	12.3	83t	1	5/3
1998	Sanders, Deion	24	375	15.6	69t	2	1/1
1999	Sanders, Deion	30	344	11.5	76	1	7/4

INTERCEPTIONS

Year	Player	No.	Yds.	Avg.	Long	TD	NFL/NFC
							Rank
1960	Bishop, Don	3	13	4.3	13	0	25
	Franckhauser, Tom	3	11	3.7	9	0	
1961	Bishop, Don	8	172	21.5	57	0	2
1962	Bishop, Don	6	134	22.3	44	0	9
1963	Green, Cornell	7	211	30.1	55	0	6
1964	*Renfro, Mel	7	110	15.7	39t	1	4
1965	Green, Cornell	3	49	16.3	43	0	27
	Livingston, Warren	3	5	1.7	5	0	
	*Logan, Obert	3	5	1.7	3	0	
1966	Green, Cornell	4	88	22.0	41	1	21
1967	Green, Cornell	7	52	7.4	28	0	7
	Renfro, Mel	7	38	5.4	30	0	
1968	Howley, Chuck	6	115	19.2	58	1	11
1969	Renfro, Mel	10	118	11.8	41	0	1
1970	*Waters, Charlie	5	45	9.0	20	0	16/9
1971	Adderley, Herb	6	182	30.3	46	0	9/4
1972	Waters, Charlie	6	132	22.0	56	1	7/3
1973	Jordan, Lee Roy	6	78	13.0	31t	1	4/2
1974	Harris, Cliff	3	8	2.7	8	0	42/20
1975	Jordan, Lee Roy	6	80	13.3	38	0	7/4
1976	Washington, Mark	4	49	12.3	22	0	24/11
1977	Harris, Cliff	5	7	1.4	7	0	16/7
1978	Barnes, Benny	5	72	14.4	38	0	25/14
1979	Hughes, Randy	2	91	45.5	68	0	93/45
	Harris, Cliff	2	35	17.5	20	0	
	Barnes, Benny	2	20	10.0	11	0	
	Lewis, D.D.	2	8	4.0	5	0	
	Kyle, Aaron	2	0	0.0	0	0	
1980	Thurman, Dennis	5	114	22.8	78t	1	24/10
	Waters, Charlie	5	78	15.6	29	0	
1981	*Walls, Everson	11	133	12.1	33	0	1/1
1982	Walls, Everson	7	61	8.7	37	0	1/1
1983	Thurman, Dennis	6	49	8.2	34	0	15/8
1984	Downs, Michael	7	126	18.0	27t	1	4/2
1985	Walls, Everson	9	31	3.4	19	0	1/1
1986	Downs, Michael	6	54	9.0	31	0	11/7
1987	Walls, Everson	5	38	7.6	30	0	7/4
1988	Williams, Robert	2	18	9.0	12	0	81/47
	Downs, Michael	2	3	1.5	3	0	
	Walls, Everson	2	0	0.0	0	0	
1989	Lockhart, Eugene	2	14	7.0	12	0	81/41
1990	Holt, Issiac	3	72	24.0	64t	1	33/17
	Washington, James	3	24	8.0	13	0	
1991	Holt, Issiac	4	2	0.5	2	0	23/13
1992	Washington, James	3	31	10.3	16	0	43/20
	Gant, Kenneth	3	19	6.3	11	0	
1993	Smith, Kevin	6	56	9.3	32t	1	7/2
1994	Woodson, Darren	5	140	28.0	94t	1	10/5
	Washington, James	5	43	8.6	25	0	
1995	Brown, Larry	6	124	20.7	65t	2	5/4
	Marion, Brock	6	40	6.7	32t	1	
1996	Smith, Kevin	5	45	9.0	24	0	11/6
	Woodson, Darren	5	43	8.6	21	0	
1997	Sanders, Deion	2	81	40.5	50t	1	51/34
	*Stoutmire, Omar	2	8	4.0	8	0	
1998	Sanders, Deion	5	153	30.6	71t	1	14/5
1999	Coakley, Dexter	4	119	29.8	46t	1	25/12

* Rookie



TACKLES

Year	Player	Solo	Assists	Total
1979	Breunig, Bob	81	86	167
1980	Breunig, Bob	69	60	129
1981	Breunig, Bob	63	51	114
1982	Downs, Michael	49	21	70
1983	Breunig, Bob	69	57	126
1984	Downs, Michael	96	40	136
1985	Lockhart, Eugene	69	59	128
1986	Lockhart, Eugene	77	44	121
1987	Downs, Michael	58	28	86
1988	Bates, Bill	85	39	124
1989	Lockhart, Eugene	154	68	222
1990	Lockhart, Eugene	72	67	139
1991	Del Rio, Jack	77	53	130
1992	Norton, Ken	64	56	120
1993	Norton, Ken	93	66	159
1994	Jones, Robert	83	79	162
1995	Woodson, Darren	90	54	144
1996	Strickland, Fred	87	66	153
1997	Marion, Brock	92	66	158
1998	Woodson, Darren	74	62	136
1999	Godfrey, Randall	95	48	143



Defensive End
Greg Ellis

SACKS

Year	Player	Sacks
1960	Gonzaga, John	2.0
1961	Borden, Nate	3.0
	Howley, Chuck	3.0
	Lilly, Bob	3.0
1962	Lilly, Bob	10.0
1963	Lilly, Bob	5.0
1964	Andrie, George	12.5
1965	Andrie, George	14.5
1966	Andrie, George	18.5
1967	Andrie, George	11.5
1968	Pugh, Jethro	15.5
1969	Pugh, Jethro	13.0
1970	Pugh, Jethro	13.5
1971	Pugh, Jethro	13.0
1972	Pugh, Jethro	7.5
1973	Toomay, Pat	10.5
1974	Martin, Harvey	7.5
1975	Martin, Harvey	9.5
1976	Martin, Harvey	14.5
1977	Martin, Harvey	20.0
1978	White, Randy	16.0
1979	Martin, Harvey	8.5
1980	Martin, Harvey	12.0
1981	Jones, Ed	9.5
1982	Martin, Harvey	8.0
1983	White, Randy	12.5
1984	White, Randy	12.5
1985	Jones, Ed	13.0
1986	Jeffcoat, Jeff	14.0
1987	Jones, Ed	10.0
1988	Cobb, Reggie	7.5
	Noonan, Danny	7.5
1989	Jeffcoat, Jim	11.5
1990	Stubbs, Daniel	7.5
	Jones, Jimmie	7.5
1991	Tolbert, Tony	7.0
1992	Jeffcoat, Jim	10.5
1993	Tolbert, Tony	7.5
1994	Haley, Charles	12.5
1995	Haley, Charles	10.5
1996	Tolbert, Tony	12.0
1997	Carver, Shante	6.0
1998	Pittman, Kavika	6.0
1999	Ellis, Greg	7.5

Temperature at Kickoff

COWBOYS WARMEST GAMES

DATE	TEAM	W/L	SCORE	TEMP.
9/7/97	@ Arizona	L	22-25	101°
9/20/92	Phoenix	W	31-20	99°
9/13/81	St. Louis	W	30-17	98°
9/12/88	@ Phoenix	W	17-14	98°
9/12/93	Buffalo	L	10-13	97°
9/6/98	Arizona	W	38-10	97°
9/16/90	N.Y. Giants	L	7-28	96°
9/21/80	Tampa Bay	W	28-17	95°
9/15/97	Philadelphia	W	21-20	95°
10/1/89	N.Y. Giants	L	13-30	94°
9/28/97	Chicago	W	27-3	94°

Playoffs

1/14/96	Green Bay	W	38-27	72°
12/19/76	L.A. Rams	L	12-14	71°
1/21/79	*Pittsburgh	L	31-35	71°
1/17/71	*Baltimore	L	13-16	70°
*@ Miami				

COWBOYS COLDEST GAMES

DATE	TEAM	W/L	SCORE	TEMP.
12/15/63	@ St. Louis	W	28-24	16°
12/6/92	@ Denver	W	31-27	19°
12/10/95	@ Phila.	L	17-20	19°
12/16/89	@ N.Y. Gia.	L	0-15	20°
12/15/68	@ N.Y. Gia.	W	28-10	21°
12/11/60	@ Detroit	L	14-23	22°
12/16/73	@ St. Louis	W	30-3	22°
11/23/97	@ Green Bay	L	17-45	22°
12/19/81	@ N.Y. Gia.	L	10-13	25°
12/9/61	@ St. Louis	L	20-52	26°
12/21/75	@ N.Y. Jets	W	31-21	28°

Coldest regular season home game:

11/25/93	Miami	L	14-16	32°
----------	-------	---	-------	-----

Playoffs

12/31/67	@ Green Bay	L	17-21	-13°
1/11/81	@ Phila.	L	7-20	16°
1/7/96	Phila.	W	30-11	26°
12/28/75	@ Minnesota	W	17-14	27°
12/26/83	L.A. Rams	L	17-27	27°



Cowboys Individual Records

1960 — 12 games; 1961-77 — 14 games; 1978-99 — 16 games.

NOTE: The 1982 regular season was reduced to nine games and the 1987 season to 15 games due to players' strikes.

SERVICE

Most Seasons

- 15 Ed Jones, 1974-78, 1980-89
- 15 Bill Bates, 1983-97
- 15 Mark Tuinei, 1983-97
- 14 Bob Lilly, 1961-74
- 14 Lee Roy Jordan, 1963-76
- 14 Mel Renfro, 1964-77
- 14 Jethro Pugh, 1965-78
- 14 Randy White, 1975-88
- 14 Tom Raftery, 1976-89

Most Games Played

- 224 Ed Jones, 1974-78, 1980-89
- 217 Bill Bates, 1983-97
- 209 Randy White, 1975-88

Most Consecutive Games Played

- 196 Bob Lilly, 1961-74
- 168 Cornell Green, 1962-74
- 167 Tom Raftery, 1976-87

Most Games Started

- 203 Ed Jones, 1974-78, 1980-89
- 194 Bob Lilly, 1961-74
- 183 Tom Raftery, 1976-89

Most Consecutive Games Started

- 154 Lee Roy Jordan, 1966-76
- 145 Cornell Green, 1964-74
- 135 Bob Lilly, 1965-74
- 135 D.D. Lewis, 1972-81

SCORING

Most Seasons Leading Team

- 9 Rafael Septien, 1978-86
- 4 Mike Clark, 1968-71
- 3 Roger Ruzek, 1967-89
- 3 Emmitt Smith, 1994-95, 1999

Most Consecutive Seasons Leading Team

- 9 Rafael Septien, 1978-86
- 4 Mike Clark, 1968-71
- 3 Roger Ruzek, 1967-89

POINTS

Career

- 884 Emmitt Smith, 1990-99 (147-td, 1-2pt)
- 874 Rafael Septien, 1978-86 (388-pat, 162-fg)
- 516 Tony Dorsett, 1977-87 (86-td)

Season

- 150 Emmitt Smith, 1995 (25-td)
- 132 Emmitt Smith, 1994 (22-td)
- 127 Chris Boniol, 1995 (46-pat, 27-fg)
- 127 Richie Cunningham, 1998 (40-pat, 29-fg)

Most Seasons, 100 or More Points

- 3 Rafael Septien, 1981, 1983-84
- 3 Emmitt Smith, 1992, 1994-95
- 3 Chris Boniol, 1994-96
- 2 Mike Clark, 1968-69
- 2 Richie Cunningham, 1997-98

Season, Rookie

- 119 Lin Elliott, 1992 (47-pat, 24-fg)
- 114 Chris Boniol, 1994 (48-pat, 22-fg)
- 80 Ken Willis, 1990 (26-pat, 18-fg)

Game

- 24 Dan Reeves, vs. Atlanta, 11/5/67 (4 TDs)
- 24 Bob Hayes, vs. Houston, 12/20/70 (4 TDs)
- 24 Calvin Hill, @ Buffalo, 9/19/71 (4 TDs)
- 24 Duane Thomas, vs. St. Louis, 12/18/71 (4 TDs)
- 24 Emmitt Smith, vs. Phoenix, 12/16/90 (4 TDs)
- 24 Emmitt Smith, @ N.Y. Giants, 9/4/95 (4 TDs)

Game, Opponent

- 24 Dick James, @ Washington, 12/17/61
- 24 Harold Jackson, @ Rams, 10/14/73
- 24 Sterling Sharpe, vs. Green Bay, 11/24/94

Most Consecutive Games Scoring

- 111 Rafael Septien, 1978-85
- 48 Chris Boniol, 1994-96
- 44 Richie Cunningham, 1997-99

TOUCHDOWNS

Most Seasons Leading Team

- 9 Emmitt Smith, 1990-96, 1998-99
- 7 Tony Dorsett, 1977-78, 1980, 1982-85
- 4 Bob Hayes, 1965, 1967-68, 1970
- 4 Herschel Walker, 1986-89

Most Consecutive Seasons Leading Team

- 7 Emmitt Smith, 1990-96
- 4 Tony Dorsett, 1982-85
- 4 Herschel Walker, 1986-89

Career

- 147 Emmitt Smith, 1990-99 (136-r, 11-p)
- 86 Tony Dorsett, 1977-87 (72-r, 13-p, 1-ret.)
- 76 Bob Hayes, 1965-74 (2-r, 71-p, 3-ret.)

Season

- 25 Emmitt Smith, 1995 (25-r)
- 22 Emmitt Smith, 1994 (21-r, 1-p)
- 19 Emmitt Smith, 1992 (18-r, 1p)

Season, Rookie

- 13 Bob Hayes, 1965 (1-r, 12-p)
- 13 Tony Dorsett, 1977 (12-r, 1-p)
- 11 Emmitt Smith, 1990 (11-r)

Game

- 4 Dan Reeves, vs. Atlanta, 11/5/67 (2-r, 2-p)
- 4 Bob Hayes, vs. Houston, 12/20/70 (4-p)
- 4 Calvin Hill, @ Buffalo, 9/19/71 (4-r)
- 4 Duane Thomas, vs. St. Louis, 12/18/71 (3-r, 1-p)
- 4 Emmitt Smith, vs. Phoenix, 12/16/90 (4-r)
- 4 Emmitt Smith, @ N.Y. Giants, 9/4/95 (4-r)

Game, Opponent

- 4 Dick James, @ Wash., 12/17/61 (3-r, 1-p)
- 4 Harold Jackson, @ Rams, 10/14/73 (4-p)
- 4 Sterling Sharpe, vs. Green Bay, 11/24/94 (4-p)

Most Consecutive Games Scoring Touchdown

- 11 Emmitt Smith, 1994-95
- 11 Emmitt Smith, 1995
- 9 Emmitt Smith, 1993-94
- 9 Emmitt Smith, 1998-99

POINTS AFTER TOUCHDOWN

Most Attempted, Career

- 398 Rafael Septien, 1978-86
- 182 Mike Clark, 1968-71, 1973
- 128 Danny Villanueva, 1965-67

Most Attempted, Season

- 60 Rafael Septien, 1980
- 59 Rafael Septien, 1983
- 56 Danny Villanueva, 1966

Most Attempted, Game

- 8 Danny Villanueva, vs. Philadelphia, 10/19/66
- 8 Mike Clark, vs. Detroit, 9/15/68
- 8 Rafael Septien, vs. San Francisco, 10/12/80

Most Attempted, Game, Opponent

- 7 Gerry Perry, @ St. Louis, 12/9/62
- 6 Ten times, last by Jason Elam, @ Denver, 9/13/98

Most Made, Career

- 388 Rafael Septien, 1978-86
- 180 Mike Clark, 1968-71, 1973
- 125 Danny Villanueva, 1965-67

Most Made, Season

- 59 Rafael Septien, 1980
- 57 Rafael Septien, 1983
- 56 Danny Villanueva, 1966

Most Made, Game

- 8 Rafael Septien, vs. San Francisco, 10/12/80
- 8 Mike Clark, vs. Detroit, 9/15/68
- 8 Danny Villanueva, vs. Philadelphia, 10/19/66

Most Made, Game, Opponent

- 7 Gerry Perry, @ St. Louis, 12/9/62
- 6 Ten times, last by Jason Elam, @ Denver, 9/13/98

Most Consecutive Made

- 100 Danny Villanueva, 1965-67
- 99 Mike Clark, 1969-1971
- 95 Richie Cunningham, 1997-99

Highest Percentage Made, Career (200 made)

- 97.5 Rafael Septien (398-388)



Most Made, No Misses, Season

- 56 Danny Villanueva, 1966
- 54 Mike Clark, 1968
- 48 Chris Boniol, 1994

FIELD GOALS

Most Attempted, Career

- 226 Rafael Septien, 1978-88
- 119 Mike Clark, 1968-71, 1973
- 107 Toni Fritsch, 1971-73, 1975

Most Attempted, Season

- 39 Ken Willis, 1991
- 37 Richie Cunningham, 1997
- 36 Toni Fritsch, 1972
- 36 Mike Clark, 1969
- 36 Chris Boniol, 1996

Most Attempted, Game

- 7 Mike Clark, @ Chicago, 11/24/68
- 7 Chris Boniol, vs. Green Bay, 11/18/96
- 6 Toni Fritsch, vs. Rams, 9/21/75
- 6 Richie Cunningham, @ Arizona, 9/7/97

Most Attempted, Opponent, Game

- 7 Sam Baker, @ Philadelphia, 12/5/65
- 6 Tommy Davis, vs. San Francisco, 11/20/60
- 6 Chester Marcol, @ Green Bay, 10/1/72

Most Made, Career

- 162 Rafael Septien, 1978-88
- 81 Chris Boniol, 1994-96
- 75 Richie Cunningham, 1997-99

Most Made, Season

- 34 Richie Cunningham, 1997
- 32 Chris Boniol, 1996
- 29 Richie Cunningham, 1998

Most Made, Season, Rookie

- 24 Lin Elliott, 1992
- 22 Chris Boniol, 1994
- 18 Ken Willis, 1990

Most Made, Game

- 7 Chris Boniol, vs. Green Bay, 11/18/96
- 5 Roger Ruzek, @ Rams, 12/21/87
- 5 Eddie Murray, vs. Green Bay, 10/3/93
- 5 Chris Boniol, vs. N.Y. Giants, 12/17/95
- 5 Richie Cunningham, @ Arizona, 9/7/97

Most Made, Opponent, Game

- 5 Morten Andersen, vs. Atlanta, 10/20/96
- 4 Many times, last by Mike Vanderjagt, @ Indianapolis, 10/31/99

Most Made, No Misses, Game

- 7 Chris Boniol, vs. Green Bay, 11/18/96
- 5 Roger Ruzek, @ Rams, 12/21/87
- 5 Eddie Murray, vs. Green Bay, 10/3/93
- 5 Chris Boniol, vs. N.Y. Giants, 12/17/95
- 5 Richie Cunningham, vs. Philadelphia, 9/15/97

Most Made, One Half

- 5 Chris Boniol, vs. Green Bay, 11/18/96
- 4 Roger Ruzek, vs. N.Y. Giants, 11/2/87
- 4 Richie Cunningham, @ Arizona, 9/7/97

Most Made, One Quarter

- 4 Roger Ruzek, vs. N.Y. Giants, 11/2/87

Most Consecutive Field Goals Made

- 27 Chris Boniol, 1996
- 26 Chris Boniol, 1995-96
- 18 Richie Cunningham, 1997

Most Consecutive Games Made

- 12 Richie Cunningham, 1997
- 11 Lin Elliott, 1992-93
- 11 Chris Boniol, 1995-96
- 10 Mike Clark, 1969-70
- 10 Toni Fritsch, 1972-73
- 10 Toni Fritsch, 1975

Longest Field Goal

- 54 Toni Fritsch, @ N.Y. Giants, 9/24/72
- 54 Ken Willis, @ Cleveland, 9/1/91
- 54 Richie Cunningham, @ Denver, 9/13/98
- 53 7 times, last by Richie Cunningham, @ Pitt., 8/31/97

Longest Field Goal, Opponent

- 59 Tony Franklin, vs. Philadelphia, 11/12/79
- 55 Fred Steinfolt, @ Denver, 9/14/80
- 55 Chip Lohmiller, @ Washington, 9/23/90

Most Made, 50 or More Yards, Career

- 8 Rafael Septien, 1978-86
- 4 Ken Willis, 1990-91

Most Made, 50 or More Yards, Season

- 4 Ken Willis, 1991
- 3 Lin Elliott, 1992
- 3 Eddie Murray, 1993

Most Made, 50 or More Yards, Game

- 2 Eddie Murray, @ Minnesota, 12/12/93

Highest Field Goal Percentage, Career (100 made)

- 71.7 Rafael Septien, 1978-86 (226-162)

Highest Field Goal Percentage, Season (Qualifiers)

- 96.4 Chris Boniol, 1995 (27-28)
- 91.9 Richie Cunningham, 1997 (34-37)
- 88.9 Chris Boniol, 1996 (32-36)

Highest Field Goal Percentage, Season, Rookie (Qualifiers)

- 75.9 Chris Boniol, 1994 (22-29)
- 72.0 Ken Willis, 1990 (18-25)
- 68.6 Lin Elliott, 1992 (24-35)

SAFETIES

Most, Career

- 2 Jethro Pugh, 1965-78
- 2 Benny Barnes, 1972-82
- 2 Harvey Martin, 1973-83

Most, Season

- 2 Benny Barnes, 1973

Most, Game

- 1 By many, last by Darren Hambrick, @ Arizona, 11/21/99

RUSHING

Most Seasons Leading Team

- 10 Tony Dorsett, 1977-86
- 10 Emmitt Smith, 1990-99
- 7 Don Perkins, 1961-65, 1967-68

Most Consecutive Seasons Leading Team

- 10 Tony Dorsett, 1977-86
- 10 Emmitt Smith, 1990-99
- 5 Don Perkins, 1961-65

Most Consecutive Games Leading Team

- 41 Emmitt Smith, 1994-96
- 32 Emmitt Smith, 1990-92
- 26 Herschel Walker, 1987-88

ATTEMPTS

Career

- 3,243 Emmitt Smith, 1990-99
- 2,755 Tony Dorsett, 1977-87
- 1,500 Don Perkins, 1961-68

Season

- 377 Emmitt Smith, 1995
- 373 Emmitt Smith, 1992
- 368 Emmitt Smith, 1994

Season, Rookie

- 241 Emmitt Smith, 1990
- 208 Tony Dorsett, 1977
- 204 Calvin Hill, 1969

Game

- 35 Emmitt Smith, vs. N.Y. Giants, 11/7/94
- 34 Emmitt Smith, @ Washington, 11/24/91
- 32 7 times, last by Emmitt Smith, vs. Green Bay, 11/24/94

Game Opponent

- 40 Barry Sanders, vs. Detroit, 9/19/94
- 38 Walter Payton, Chicago, 11/26/81
- 34 Rodney Hampton, vs. N.Y. Giants, 12/17/95
- 34 Eddie George, vs. Tennessee, 11/27/97
- 34 Fred Lane, vs. Carolina, 12/8/97

YARDS GAINED

Career

- 13,963 Emmitt Smith, 1990-99
- 12,036 Tony Dorsett, 1977-87
- 6,217 Don Perkins, 1961-68

Season

- 1,773 Emmitt Smith, 1995
- 1,713 Emmitt Smith, 1992
- 1,646 Tony Dorsett, 1981
- 1,563 Emmitt Smith, 1991
- 1,514 Herschel Walker, 1988

Season, Rookie

- 1,007 Tony Dorsett, 1977
- 942 Calvin Hill, 1969
- 937 Emmitt Smith, 1990

**Game**

- 237 Emmitt Smith, @ Philadelphia, 10/31/93
 206 Tony Dorsett, vs. Philadelphia, 12/4/77
 183 Tony Dorsett, @ N.Y. Giants, 11/9/80

Game, Rookie

- 206 Tony Dorsett, vs. Philadelphia, 12/4/77
 150 Calvin Hill, @ Washington, 11/16/69
 141 Tony Dorsett, @ St. Louis, 10/9/77

Game, Opponent

- 232 Jim Brown, vs. Cleveland, 9/22/63
 206 Greg Bell, @ Buffalo, 11/18/84
 195 Earl Campbell, vs. Houston, 11/22/79

Longest Run (All TDs)

- 99 Tony Dorsett, @ Minnesota, 1/3/83
 84 Herschel Walker, vs. Philadelphia, 12/14/86
 84 Tony Dorsett, vs. Philadelphia, 12/4/77

Longest Run, Opponent (All TDs)

- 85 Greg Bell, @ Buffalo, 11/18/84
 77 Keith Byars, vs. Miami, 11/25/93
 76 O.J. Anderson, @ St. Louis, 9/2/79

Most Seasons, 1,000 or More Yards

- 9 Emmitt Smith, 1991-99
 8 Tony Dorsett, 1977-81, 1983-85
 2 Calvin Hill, 1972-73

Most Consecutive Seasons, 1,000 or More Yards

- 9 Emmitt Smith, 1991-99
 5 Tony Dorsett, 1977-81
 3 Tony Dorsett, 1983-85

Most Games, 100 or More Yards, Career

- 64 Emmitt Smith, 1990-99
 43 Tony Dorsett, 1977-87
 16 Calvin Hill, 1969-74

Most Games, 100 or More Yards, Season

- 11 Emmitt Smith, 1995
 9 Tony Dorsett, 1981
 9 Emmitt Smith, 1999
 8 Tony Dorsett, 1983
 8 Emmitt Smith, 1991

Most Consecutive Games, 100 or More Yards

- 4 Tony Dorsett, 1979
 4 Emmitt Smith, 1995
 4 Emmitt Smith, 1995
 3 six times, last by Emmitt Smith, 1999

AVERAGE GAIN**Career (750 att.)**

- 4.37 Tony Dorsett, 1977-87 (2,755-12,036)
 4.32 Walt Garrison, 1966-74 (899-3,886)
 4.31 Emmitt Smith, 1990-99 (3,243-13,963)

Season (Qualifiers)

- 5.57 Amos Marsh, 1962 (144-802)
 5.32 Duane Thomas, 1970 (151-803)
 5.25 Emmitt Smith, 1993 (283-1,486)

Game (10 att.)

- 12.1 Walt Garrison, vs. Washington, 12/9/72 (10-121)
 10.9 Amos Marsh, @ Washington, 11/4/62 (10-109)
 10.8 Dan Reeves, vs. Washington, 12/11/66 (10-108)

TOUCHDOWNS**Most Seasons Leading Team**

- 10 Emmitt Smith, 1990-99
 7 Tony Dorsett, 1977, 1979-80, 1982-85
 6 Don Perkins, 1961-64, 1966-67

Most Consecutive Seasons Leading Team

- 10 Emmitt Smith, 1990-99
 4 Don Perkins, 1961-64
 4 Tony Dorsett, 1982-85
 4 Herschel Walker, 1986-89

Career

- 136 Emmitt Smith, 1990-99
 72 Tony Dorsett, 1977-87
 42 Don Perkins, 1961-88

Season

- 25 Emmitt Smith, 1995
 21 Emmitt Smith, 1994
 18 Emmitt Smith, 1992

Season, Rookie

- 12 Tony Dorsett, 1977
 11 Emmitt Smith, 1990

Game

- 4 Calvin Hill, @ Buffalo, 9/19/71
 4 Emmitt Smith, vs. Phoenix, 12/16/90
 4 Emmitt Smith, @ N.Y. Giants, 9/4/95

Game, Opponent

- 3 Jim Taylor, @ Green Bay, 11/13/60
 3 Dick James, vs. Washington, 12/17/61
 3 Cleveland Gary, @ Rams, 11/18/90
 3 Terry Allen, @ Washington, 12/22/96
 3 Terrell Davis, @ Denver, 9/13/98

Most Consecutive Games Rushing for Touchdown

- 11 Emmitt Smith, 1994-95
 11 Emmitt Smith, 1995
 7 Emmitt Smith, 1994

PASSING**Most Seasons Leading Team**

- 11 Troy Aikman, 1989-99
 8 Roger Staubach, 1971, 1973-79
 7 Danny White, 1980-85, 1987

Most Consecutive Seasons Leading Team

- 11 Troy Aikman, 1989-99
 7 Roger Staubach, 1973-79
 6 Don Meredith, 1963-68
 6 Danny White, 1980-85

RATING**Highest, Career (1,500 att.)**

- 83.42 Roger Staubach, 1969-79
 82.64 Troy Aikman, 1989-99
 81.71 Danny White, 1976-88

Highest, Season (Qualifiers)

- 104.8 Roger Staubach, 1971
 99.0 Troy Aikman, 1993
 94.6 Roger Staubach, 1973

Highest, Rookie, Season (Qualifiers)

- 55.7 Troy Aikman, 1989

ATTEMPTS**Career**

- 4,453 Troy Aikman, 1989-99
 2,958 Roger Staubach, 1969-79
 2,950 Danny White, 1976-88

Season

- 533 Danny White, 1983
 518 Troy Aikman, 1997
 473 Troy Aikman, 1992

Season, Rookie

- 293 Troy Aikman, 1989
 219 Steve Walsh, 1989
 68 Don Meredith, 1960

Game

- 57 Troy Aikman, vs. Minnesota, 11/26/98
 53 Troy Aikman, @ Cincinnati, 12/14/97
 52 Troy Aikman, @ N.Y. Giants, 10/5/97

Game, Opponent

- 56 Warren Moon, @ Houston, 11/10/91
 56 Jake Plummer, @ Arizona, 11/15/98
 54 Neil Lomax, vs. St. Louis, 12/27/87
 54 Mark Rypien, vs. Washington, 11/22/90

COMPLETIONS**Career**

- 2,742 Troy Aikman, 1989-99
 1,761 Danny White, 1976-88
 1,685 Roger Staubach, 1969-79

Season

- 334 Danny White, 1983
 302 Troy Aikman, 1992
 296 Troy Aikman, 1996

Season, Rookie

- 155 Troy Aikman, 1989
 110 Steve Walsh, 1989
 29 Don Meredith, 1960

Game

- 34 Troy Aikman, @ N.Y. Giants, 10/5/97
 34 Troy Aikman, vs. Minnesota, 11/26/98
 33 Gary Hogeboom, @ Rams, 9/3/84
 33 Troy Aikman, @ Miami, 10/27/96

Game, Opponent

- 41 Warren Moon, @ Houston, 11/10/91
 31 Jake Plummer, @ Arizona, 11/15/98
 30 Wade Wilson, @ Atlanta, 12/21/92
 30 Kerry Collins, vs. N.Y. Giants, 1/2/00

**Consecutive Passes Completed**

- 14 Steve Pelluer, vs. Seattle, 11/27/86
- 13 Troy Aikman, @ Atlanta, 12/21/92
- 13 Troy Aikman, @ Oakland, 11/19/95
- 13 Troy Aikman, @ Arizona, 11/15/98
- 12 Roger Staubach, vs. Baltimore (11), 9/4/78;
vs. N.Y. Giants (1), 9/10/78
- 12 Danny White, @ Philadelphia, 11/6/83
- 12 Troy Aikman, @ Green Bay, 10/6/91

COMPLETION PERCENTAGE**Career (1,500 att.)**

- 61.6 Troy Aikman, 1989-99 (4,453-2,742)
- 59.7 Danny White, 1976-88 (2,950-1,761)
- 57.0 Roger Staubach, 1969-79 (2,958-1,685)

Season (Qualifiers)

- 69.1 Troy Aikman, 1993 (271-392)
- 65.3 Troy Aikman, 1991 (363-237)
- 64.8 Troy Aikman, 1995 (432-280)

Season, Rookie (Qualifiers)

- 52.9 Troy Aikman, 1989 (293-155)

Game (20 attempts)

- 87.5 Danny White, @ Philadelphia, 11/6/83 (24-21)
- 85.7 Troy Aikman, @ Atlanta, 12/21/92 (21-18)
- 80.8 Troy Aikman, @ N.Y. Giants, 9/30/90 (26-21)

YARDS GAINED**Career**

- 31,310 Troy Aikman, 1989-99
- 22,700 Roger Staubach, 1969-79
- 21,959 Danny White, 1976-88

Season

- 3,980 Danny White, 1983
- 3,586 Roger Staubach, 1979
- 3,445 Troy Aikman, 1992

Season, Rookie

- 1,749 Troy Aikman, 1989
- 1,371 Steve Walsh, 1989

Game

- 460 Don Meredith, @ San Francisco, 11/10/63
- 455 Troy Aikman, vs. Minnesota, 11/26/98
- 406 Don Meredith, @ Washington, 11/13/66

Game, Rookie

- 379 Troy Aikman, @ Phoenix, 11/12/89
- 294 Steve Walsh, vs. San Francisco, 10/15/89
- 264 Steve Walsh, vs. Phoenix, 10/29/89

Game, Opponent

- 466 Bill Wade, vs. Chicago, 11/18/62
- 465 Jake Plummer, @ Arizona, 11/15/98
- 432 Phil Simms, @ N.Y. Giants, 10/6/85
- 432 Warren Moon, @ Houston, 11/10/91

Most Seasons, 3,000 or More Passing Yards

- 5 Troy Aikman, 1992-93, 1995-97
- 4 Danny White, 1980-81, 1983, 1985
- 2 Roger Staubach, 1978-79

Most Games, 300 or More Passing Yards, Career

- 12 Troy Aikman, 1989-99
- 10 Danny White, 1976-88
- 7 Don Meredith, 1960-68

Most Games, 300 or More Passing Yards, Season

- 3 Don Meredith, 1966
- 3 Roger Staubach, 1979
- 3 Danny White, 1983

Most Consecutive Games, 300 or More Passing Yards

- 2 Don Meredith, 1963

Longest Pass Completion (All TDs except as noted)

- 95 Don Meredith (to Hayes), vs. Wash., 11/13/66
- 91 Roger Staubach (to Dorsett), vs. Balt., 9/4/78
- 90 Troy Aikman (to Harper), @ San Francisco, 11/13/94 (no TD)
- 90 Troy Aikman (to Tucker), vs. N.Y. Giants, 1/2/00

Longest Pass Completion, Opponent (All TDs)

- 94 Norm Snead (to Rich Houston), @ N.Y. Giants, 9/24/72
- 89 Kerry Collins (to Andre Hastings), @ New Orleans, 12/6/98
- 88 Sonny Jurgensen (to Charley Taylor), @ Washington, 11/16/69

AVERAGE GAIN**Career (1,500 att.)**

- 7.67 Roger Staubach, 1969-79 (1,685-22,700)
- 7.45 Don Meredith, 1960-68 (2,308-17,199)
- 7.44 Danny White, 1976-88 (1,761-21,959)

Season (Qualifiers)

- 8.92 Roger Staubach, 1971 (211-1,882)
- 8.79 Craig Morton, 1970 (207-1,819)
- 8.67 Craig Morton, 1969 (302-2,619)

Game (20 att.)

- 15.15 Don Meredith, vs. Phila., 10/9/66 (26-394)
- 14.92 Don Meredith, vs. N.Y. Giants, 9/18/66 (24-358)
- 14.00 Don Meredith, @ Wash., 11/13/66 (29-406)

TOUCHDOWNS**Career**

- 158 Troy Aikman, 1989-99
- 155 Danny White, 1976-88
- 153 Roger Staubach, 1969-79

Season

- 29 Danny White, 1983
- 28 Danny White, 1980
- 27 Roger Staubach, 1979

Season, Rookie

- 9 Troy Aikman, 1989
- 5 Steve Walsh, 1989

Game

- 5 Eddie LeBaron, @ Pittsburgh, 10/21/62
- 5 Don Meredith, vs. N.Y. Giants, 9/18/66
- 5 Don Meredith, vs. Philadelphia, 10/9/66
- 5 Don Meredith, vs. Philadelphia, 9/29/68
- 5 Craig Morton, vs. Philadelphia, 10/19/69
- 5 Craig Morton, vs. Houston, 12/20/70
- 5 Danny White, @ N.Y. Giants, 10/20/83
- 5 Troy Aikman, @ Washington, 9/12/99 (OT)

Game, Rookie

- 4 Troy Aikman, vs. Rams, 12/3/89

Game, Opponent

- 6 Y.A. Tittle, @ N.Y. Giants, 12/16/62
- 5 Charley Johnson, @ St. Louis, 12/9/62
- 5 Bill Nelsen, @ Cleveland, 11/2/69

Most Games, Four or More Touchdown Passes, Career

- 8 Danny White, 1976-88
- 6 Don Meredith, 1960-68
- 3 Troy Aikman, 1989-99

Most Games, Four or More Touchdown Passes, Season

- 3 Don Meredith, 1966
- 2 Danny White, 1980

Most Consecutive Games, Four or More Touchdown Passes

- 1 By many, last by Troy Aikman, @ Washington, 9/12/99 (OT)

Most Consecutive Games, Touchdown Pass

- 16 Troy Aikman, 1993-94
- 12 Don Meredith, 1965-66
- 12 Roger Staubach, 1977-78

HAD INTERCEPTED**Career**

- 132 Danny White, 1976-88
- 127 Troy Aikman, 1989-99
- 111 Don Meredith, 1960-68

Season

- 25 Eddie LeBaron, 1960
- 25 Danny White, 1980
- 23 Danny White, 1983

Game

- 5 Eddie LeBaron, vs. Philadelphia, 9/30/60
- 5 Eddie LeBaron, vs. St. Louis, 11/5/61
- 5 Danny White, @ N.Y. Giants, 11/9/80
- 5 Steve Pelluer, vs. Raiders, 11/9/86

Game, Opponent

- 6 Pete Liske, @ Philadelphia, 9/26/71
- 5 Five times, last by Dan Marino, vs. Miami, 11/25/99

Most Consecutive Passes Attempted, None Intercepted

- 216 Troy Aikman, 1999
- 184 Troy Aikman, 1995
- 156 Don Meredith, 1965-66

Most Attempts, No Interceptions, Game

- 57 Troy Aikman, vs. Minnesota, 11/26/98
- 47 Danny White, @ San Diego, 11/13/83
- 45 Troy Aikman, vs. Washington, 11/16/97

Most Attempts, No Interceptions, Game, Opponent

- 56 Warren Moon, @ Houston, 11/10/91
- 47 Kent Graham, @ Arizona, 9/7/97
- 46 Fran Tarkenton, vs. N.Y. Giants, 10/11/71
- 46 Sonny Jurgensen, @ Washington, 11/13/66



LOWEST PERCENTAGE PASSES INTERCEPTED

Career (1,500 att.)

- 2.85 Troy Aikman, 1989-99 (4,453-127)
 3.70 Roger Staubach, 1969-79 (2,958-109)
 4.47 Danny White, 1976-88 (2,950-132)

Season (Qualifiers)

- 1.53 Troy Aikman, 1993 (392-6)
 1.59 Troy Aikman, 1998 (315-5)
 1.62 Troy Aikman, 1995 (432-7)

Season, Rookie (Qualifiers)

- 6.14 Troy Aikman, 1989 (293-18)

TIMES SACKED

Career

- 311 Roger Staubach, 1969-79
 251 Don Meredith, 1960-68
 246 Troy Aikman, 1989-99

Season

- 58 Don Meredith, 1964
 47 Steve Pelluer, 1986
 44 Danny White, 1987

Game

- 11 Steve Pelluer, @ San Diego, 11/16/86
 11 Troy Aikman, vs. Philadelphia, 9/15/91
 9 Craig Morton, @ Green Bay, 10/24/65

Game, Opponent

- 12 Warren Moon, @ Houston, 9/29/85
 11 Greg Landry, vs. Detroit, 10/6/75
 11 David Norrie, @ N.Y. Jets, 10/4/87

Highest Attempts/Sack Ratio, Career (1,500 att.)

- 19.1 Troy Aikman, 1989-99 (4,699-246)
 13.2 Danny White, 1976-88 (3,192-242)
 10.5 Roger Staubach, 1969-79 (3,269-311)

Highest Attempts/Sack Ratio, Season (Qualifiers)

- 36.0 Troy Aikman, 1998 (324-9)
 31.9 Troy Aikman, 1995 (446-14)
 26.8 Troy Aikman, 1996 (483-18)

PASS RECEIVING

RECEPTIONS

Most Seasons Leading Team

- 8 Michael Irvin, 1991-98
 5 Tony Hill, 1979-82, 1985
 4 Drew Pearson, 1974-77

Most Consecutive Seasons Leading Team

- 8 Michael Irvin, 1991-98
 4 Drew Pearson, 1974-77
 3 Lance Rentzel, 1967-69
 3 Tony Hill, 1979-81

Most Consecutive Games Leading or Tied Team Lead

- 8 Michael Irvin, 1991-92
 8 Raghib Ismail, 1999
 6 Lance Rentzel, 1968-69
 6 Bob Hayes, 1966-67
 6 Billy Howton, 1961-62

Career

- 750 Michael Irvin, 1988-99
 489 Drew Pearson, 1973-83
 479 Tony Hill, 1977-86

Season

- 111 Michael Irvin, 1995
 93 Michael Irvin, 1991
 88 Michael Irvin, 1993

Season, Rookie

- 46 Bob Hayes, 1965
 41 Mike Sherrard, 1986
 32 Don Perkins, 1961
 32 Michael Irvin, 1988

Game

- 13 Lance Rentzel, vs. Washington, 11/19/67
 12 Emmitt Smith, @ Phoenix, 11/22/92
 12 Michael Irvin, vs. San Francisco, 10/17/93
 12 Michael Irvin, @ Miami, 10/27/96

Game, Rookie

- 8 Bob Hayes, vs. Philadelphia, 10/10/65
 7 Drew Pearson, vs. Miami, 11/22/73
 7 Karl Pove, @ San Francisco, 12/22/85

Game, Opponent

- 13 Tiki Barber, vs. N.Y. Giants, 1/2/00
 12 J.R. Wilburn, @ Pittsburgh, 10/22/67
 12 Jerry Rice, vs. San Francisco, 11/11/90
 12 Tim Brown, @ Oakland, 11/19/95
 12 Larry Centers, @ Arizona, 12/25/95

Most Consecutive Games, Pass Reception

- 117 Michael Irvin, 1990-98
 72 Tony Hill, 1981-86
 58 Drew Pearson, 1974-78

Most Seasons 50 or More Pass Receptions

- 8 Michael Irvin, 1991-98
 4 Tony Hill, 1979-80, 1984-85
 4 Jay Novacek, 1990-92, 1995
 4 Emmitt Smith, 1992-95
 3 Drew Pearson, 1974, 1976, 1979
 3 Herschel Walker, 1986-88

YARDS

Most Seasons Leading Team

- 8 Tony Hill, 1978-85
 8 Michael Irvin, 1991-98
 5 Bob Hayes, 1965-67, 1970-71

Most Consecutive Seasons Leading Team

- 8 Tony Hill, 1978-85
 8 Michael Irvin, 1991-98
 4 Frank Clarke, 1961-64
 4 Drew Pearson, 1974-77

Career

- 11,904 Michael Irvin, 1988-99
 7,988 Tony Hill, 1977-86
 7,822 Drew Pearson, 1973-83

Season

- 1,603 Michael Irvin, 1995
 1,523 Michael Irvin, 1991
 1,396 Michael Irvin, 1992
 1,330 Michael Irvin, 1993
 1,241 Michael Irvin, 1994

Season, Rookie

- 1,003 Bob Hayes, 1965
 744 Mike Sherrard, 1986
 654 Michael Irvin, 1988

Game

- 246 Bob Hayes, @ Washington, 11/13/66
 241 Frank Clarke, vs. Washington, 9/16/62
 233 Lance Rentzel, vs. Washington, 11/19/67

Game, Rookie

- 203 James Dixon, @ Phoenix, 11/12/89
 177 Bob Hayes, vs. Philadelphia, 10/10/65
 149 Michael Irvin, @ Washington, 12/11/88

Game, Opponent

- 238 Harold Jackson, @ Rams, 10/14/73
 201 Johnny Morris, vs. Chicago, 11/18/62
 199 Charley Taylor, @ Washington, 11/13/66

Longest Pass Reception (All TDs except as noted)

- 95 Bob Hayes (from Meredith), vs. Washington, 11/13/66
 91 Tony Dorsett (from Staubach), vs. Balt., 9/4/78
 90 Alvin Harper (from Aikman), @ San Francisco, 11/13/94 (No TD)
 90 Jason Tucker (from Aikman), vs. N.Y. Giants, 1/2/00

Longest Pass Reception, Opponent (All TDs)

- 94 Rich Houston (from Norm Sneed), @ N.Y. Giants, 9/24/72
 89 Andre Hastings (from Kerry Collins), @ New Orleans, 12/6/96
 88 Charley Taylor (from Sonny Jurgensen), @ Washington, 11/16/69

Most Seasons 1,000 or More Yards Pass Receiving

- 7 Michael Irvin, 1991-95, 1997-98
 3 Tony Hill, 1979-80, 1985
 2 Bob Hayes, 1965-66
 2 Drew Pearson, 1974, 1979

Most Games, 100 or More Yards Pass Receiving,

Career

- 47 Michael Irvin, 1988-99
 26 Tony Hill, 1977-86
 21 Bob Hayes, 1965-75

Most Games, 100 or More Yards Pass Receiving,

Season

- 11 Michael Irvin, 1995
 7 Michael Irvin, 1991
 6 Bob Hayes, 1967
 6 Michael Irvin, 1992

Most Consecutive Games, 100 or More Yards Pass Receiving

- 7 Michael Irvin, 1995
 3 Lance Rentzel, 1968-69
 3 Michael Irvin, 1991
 3 Michael Irvin, 1992
 3 Michael Irvin, 1993
 3 Michael Irvin, 1995



AVERAGE GAIN

Career (200 receptions)

- 20.0 Bob Hayes, 1965-74 (365-7,295)
18.6 Frank Clarke, 1960-67 (281-5,214)
16.7 Tony Hill, 1977-86 (479-7,988)

Season (Qualifiers)

- 26.1 Bob Hayes, 1970 (34-889)
24.9 Alvin Harper, 1994 (33-821)
24.0 Bob Hayes, 1971 (35-840)

Game (3 receptions)

- 45.3 Alvin Harper, @ San Fran., 11/13/94 (3-136)
44.3 Tony Hill, @ Washington, 9/5/83 (3-133)
42.0 Frank Clarke, @ N.Y. Giants, 10/20/63 (4-168)

TOUCHDOWNS

Career

- 71 Bob Hayes, 1965-74
65 Michael Irvin, 1988-99
51 Tony Hill, 1977-86

Season

- 14 Frank Clarke, 1962
13 Bob Hayes, 1966
12 Lance Rentzel, 1969
12 Bob Hayes, 1965

Season, Rookie

- 12 Bob Hayes, 1965
5 Billy Joe Dupree, 1973
5 Mike Sherrard, 1986
5 Michael Irvin, 1988

Game

- 4 Bob Hayes, vs. Houston, 12/20/70
3 11 times, last by Michael Irvin, vs. Phoenix, 9/20/92

Game, Opponent

- 4 Harold Jackson, @ Rams, 10/14/73
4 Sterling Sharpe, vs. Green Bay, 11/24/94

Most Consecutive Games, Touchdown

- 7 Frank Clarke, 1961-62
7 Bob Hayes, 1965-66
6 Frank Clarke, 1963
6 Bob Hayes, 1966-67
6 Michael Irvin, 1995

RUSHING-RECEIVING

Most Seasons Leading Team

- 10 Emmitt Smith, 1990-99
9 Tony Dorsett, 1977-85
3 Calvin Hill, 1969, 1972-73
3 Herschel Walker, 1986-88

Most Consecutive Seasons Leading Team

- 10 Emmitt Smith, 1990-99
9 Tony Dorsett, 1977-85
3 Herschel Walker, 1986-88

ATTEMPTS

Career

- 3,685 Emmitt Smith, 1990-99 (ru-3,243, re-442)
3,137 Tony Dorsett, 1977-87 (ru-2,755, re-382)
1,646 Don Perkins, 1961-68 (ru-1,500, re-146)

Season

- 439 Emmitt Smith, 1995 (ru-377, re-62)
432 Emmitt Smith, 1992 (ru-373, re-59)
418 Emmitt Smith, 1994 (ru-368, re-50)

Season, Rookie

- 265 Emmitt Smith, 1990 (ru-241, re-24)
237 Tony Dorsett, 1977 (ru-208, re-29)
232 Don Perkins, 1961 (ru-200, re-32)

Game

- 42 Emmitt Smith, @ N.Y. Giants, 1/2/94 (ru-32, re-10)
39 Emmitt Smith, @ G.B., 10/6/91 (ru-32, re-7)
38 Emmitt Smith, @ Cleveland, 9/1/91 (ru-32, re-6)
38 Emmitt Smith, vs. N.Y. Giants, 11/7/94 (ru-35, re-3)
38 Emmitt Smith, vs. G.B., 11/24/94 (ru-32, re-6)

YARDS

Career

- 16,691 Emmitt Smith, 1990-99 (ru-13,963, re-2,728)
15,468 Tony Dorsett, 1977-87 (ru-12,036, re-3,432)
10,685 Michael Irvin, 1988-97 (ru-5, re-10,680)

Season

- 2,148 Emmitt Smith, 1995 (ru-1,773, re-375)
2,048 Emmitt Smith, 1992 (ru-1,713, re-335)
2,019 Herschel Walker, 1988 (ru-1,514, re-505)

Season, Rookie

- 1,280 Tony Dorsett, 1977 (ru-1,007, re-273)
1,174 Calvin Hill, 1969 (ru-942, re-232)
1,165 Emmitt Smith, 1990 (ru-937, re-228)

Game

- 292 Herschel Walker, vs. Philadelphia, 12/14/86 (ru-122, re-170)
254 Tony Dorsett, vs. Baltimore, 9/4/78 (ru-147, re-107)
246 Bob Hayes, @ Washington, 11/13/66 (re-246)

PUNTING

PUNTS

Career

- 612 Danny White, 1976-88
591 Mike Saxon, 1985-92
253 John Jett, 1993-96

Season

- 86 Mike Saxon, 1986
86 Toby Gowin, 1997
82 Danny White, 1984

Season, Rookie

- 86 Toby Gowin, 1997
81 Mike Saxon, 1985
68 Mitch Hoopes, 1975

Game

- 11 Danny White, vs. Philadelphia, 9/23/84
10 By Many, last by Mike Saxon, vs. Chicago, 11/17/85

Game, Opponent

- 11 Danny Villanueva, @ Rams, 9/30/62
11 John James, @ Atlanta, 9/15/74
11 Marv Bateman, vs. Buffalo, 11/15/76
11 Rich Camarillo, vs. New England, 11/22/84

Longest Punt

- 84 Ron Widby, @ New Orleans, 11/3/68
75 Billy Lothridge, vs. N.Y. Giants, 10/11/64
75 Sam Baker, vs. Rams, 9/30/62

Longest Punt, Opponent

- 81 Tom McNeill, @ New Orleans, 9/28/69
80 Randall Cunningham, vs. Phila., 10/16/94
78 Jerry Norton, vs. St. Louis, 11/5/61
78 Bill Van Heusen, @ Denver, 12/27/73

AVERAGE GROSS YARDS

Career (300 punts)

- 41.5 Mike Saxon, 1985-92 (591-24,542)
40.1 Danny White, 1976-84 (612-24,571)

Season (Qualifiers)

- 45.4 Sam Baker, 1962 (57-2,589)
44.2 Sam Baker, 1963 (71-3,138)
43.4 Toby Gowin, 1998 (77-3,342)

Season, Rookie (Qualifiers)

- 41.9 Mike Saxon, 1985 (81-3,396)
41.8 John Jett, 1993 (56-2,342)
41.8 Toby Gowin, 1997 (86-3,592)

Game (4 punts)

- 55.3 Toby Gowin, vs. Chicago, 9/28/97 (6-332)
53.4 Ron Widby, @ New Orleans, 11/3/68 (5-267)
53.3 Toby Gowin, vs. Washington, 10/24/99 (4-213)

Game, Opponent (4 punts)

- 54.4 John Kidd, @ Miami, 10/27/96 (5-272)
54.3 Gary Collins, @ Cleveland, 10/17/65 (6-326)
54.0 Dave Jennings, N.Y. Giants, 10/5/80 (5-270)

AVERAGE NET YARDS

Career (300 punts)

- 34.8 Mike Saxon, 1985-92 (591-24,542)
34.1 Danny White, 1976-88 (612-21,052)

Season (Qualifiers)

- 40.7 Sam Baker, 1962 (57-2,319)
40.6 Sam Baker, 1963 (71-2,882)
39.5 Dave Sherer, 1960 (57-2,252)

Season, Rookie (Qualifiers)

- 38.1 Billy Lothridge, 1964 (62-2,361)
37.7 John Jett, 1993 (56-2,113)
36.2 Marv Bateman, 1972 (51-1,848)

Game (4 punts)

- 50.6 Ron Widby, @ New Orleans, 11/3/68 (5-253)
49.2 John Jett, @ Atlanta, 11/21/93 (6-295)
49.0 Marv Bateman, vs. St. Louis, 9/30/73 (4-191)

Game, Opponent (4 punts)

- 51.0 Pat Studstill, vs. Rams, 11/25/71 (4-204)
50.0 Dave Jennings, vs. N.Y. Giants, 10/5/80 (5-250)



HAD BLOCKED

Career

- 5 Danny White, 1976-88
- 4 Mike Saxon, 1985-92

Season

- 2 Marv Bateman, 1973
- 2 Danny White, 1976
- 2 Mike Saxon, 1989

Most Consecutive Punts, None Blocked

- 341 Danny White, 1978-83
- 253 John Jett, 1993-96
- 204 Mike Saxon, 1989-92

INSIDE 20

Career

- 166 Mike Saxon, 1985-92
- 159 Danny White, 1976-88
- 87 John Jett, 1993-96

Season

- 31 Toby Gowin, 1998
- 28 Mike Saxon, 1986
- 27 Danny White, 1977

Game

- 5 Danny Villanueva, @ Cleveland, 10/17/65
- 5 Duane Carrell, vs. St. Louis, 11/3/74
- 5 Toby Gowin, @ Washington, 10/13/97
- 5 Toby Gowin, vs. Philadelphia, 12/12/99
- 4 By many, last by Toby Gowin, vs. Philadelphia, 12/20/98

Fewest Touchbacks in a Season (Qualifiers)

- 2 Danny White, 1982
- 3 Allen Green, 1961
- 3 Danny Villanueva, 1966
- 3 Marv Bateman, 1972
- 3 John Jett, 1993

PUNT RETURNS

Most Seasons Leading Team

- 5 Bob Hayes, 1966-70
- 5 Kelvin Martin, 1987-88, 1991-92, 1996
- 3 Butch Johnson, 1976-78
- 3 Kevin Williams, 1993-95
- 3 Deion Sanders, 1997-99

Most Consecutive Seasons Leading Team

- 5 Bob Hayes, 1966-70
- 3 Butch Johnson, 1976-78
- 3 Kevin Williams, 1993-95
- 3 Deion Sanders, 1997-99

RETURNS

Career

- 179 Kelvin Martin, 1987-92, 1996
- 146 Butch Johnson, 1976-83
- 109 Mel Renfro, 1964-77

Season

- 54 James Jones, 1980
- 54 Gary Allen, 1984
- 51 Butch Johnson, 1978

Season, Rookie

- 54 James Jones, 1980
- 45 Butch Johnson, 1976
- 36 Kevin Williams, 1993

Game

- 9 Butch Johnson, vs. Buffalo, 11/15/76
- 8 Ron Fellows, vs. Cleveland, 11/25/82
- 7 By many, last by Gary Allen, @ N.Y. Giants, 9/9/84

Game, Opponent

- 8 Phil McConkey, vs. N.Y. Giants, 11/4/84
- 7 Phillip Epps, vs. Green Bay, 9/23/84
- 7 Irving Fryar, vs. New England, 11/22/84
- 7 Vai Sikahema, @ St. Louis, 9/13/87

FAIR CATCHES

Career

- 61 Kelvin Martin, 1987-92, 1996
- 42 Kevin Williams, 1993-96
- 38 Mel Renfro, 1964-77
- 38 Butch Johnson, 1976-83

Season

- 18 Golden Richards, 1973
- 18 Kelvin Martin, 1992
- 16 Cliff Harris, 1972

Game

- 4 Golden Richards, @ New England, 11/16/75
- 4 Golden Richards, @ Washington, 11/7/74
- 4 Kelvin Martin, vs. Philadelphia, 12/18/88

Game, Opponent

- 5 Amani Toomer, N.Y. Giants, 9/8/96
- 4 Jim Lindsey, Minnesota, 9/25/66
- 4 Rickie Harris, Washington, 12/11/66
- 4 Bruce Taylor, San Francisco, 11/23/72
- 4 Phillip Epps, Green Bay, 9/23/84
- 4 Jeff Groth, New Orleans, 10/21/84

YARDS GAINED

Career

- 1,803 Kelvin Martin, 1987-92, 1996
- 1,313 Butch Johnson, 1976-83
- 1,184 Deion Sanders, 1995-99

Season

- 548 James Jones, 1980
- 532 Kelvin Martin, 1992
- 489 Butch Johnson, 1976

Season, Rookie

- 548 James Jones, 1980
- 489 Butch Johnson, 1976
- 418 Mel Renfro, 1964

Game

- 124 Kelvin Martin, @ Philadelphia, 12/15/91
- 122 Bob Hayes, vs. Pittsburgh, 12/8/68
- 117 Mel Renfro, vs. Green Bay, 11/29/64
- 117 Butch Johnson, vs. Buffalo, 11/15/76

Game, Opponent

- 123 Tiki Barber, @ N.Y. Giants, 10/18/99
- 105 Terance Mathis, @ N.Y. Jets, 11/4/90
- 100 Johnny Bailey, @ Phoenix, 11/22/92

Longest Punt Return (All TDs)

- 98 Dennis Morgan, vs. St. Louis, 10/13/74
- 90 Bob Hayes, vs. Pittsburgh, 12/8/68
- 85 Kelvin Martin, @ Philadelphia, 12/15/91

Longest Punt Return/Opponent (All TDs)

- 98 Terance Mathis, @ N.Y. Jets, 11/4/90
- 85 Tiki Barber, @ N.Y. Giants, 10/18/99
- 78 Michael Harper, @ N.Y. Jets, 10/4/87

AVERAGE YARDAGE

Career (75 returns)

- 13.3 Deion Sanders, 1995-99 (89-1,184)
- 11.1 Bob Hayes, 1965-74 (104-1,158)
- 10.1 Kelvin Martin, 1987-92, 1996 (179-1,803)

Season (Qualifiers)

- 20.8 Bob Hayes, 1968 (15-312)
- 15.6 Deion Sanders, 1998 (24-375)
- 15.1 Dennis Morgan, 1974 (19-287)

Season, Rookie (Qualifiers)

- 15.1 Dennis Morgan, 1974 (19-287)
- 13.1 Mel Renfro, 1964 (32-418)
- 10.9 Butch Johnson, 1976 (45-489)

Game (3 returns)

- 40.7 Bob Hayes, vs. Pittsburgh, 12/8/68 (3-122)
- 32.0 Kevin Williams, vs. Wash., 11/20/94 (3-96)
- 29.3 Mel Renfro, vs. Green Bay, 11/29/64 (4-117)

Game, Opponent (3 returns)

- 30.0 Ron Smith, @ Oakland, 12/14/74 (3-90)
- 29.3 Michael Harper, @ N.Y. Jets, 10/4/87 (3-88)
- 25.0 Johnny Bailey, @ Phoenix, 11/22/92 (4-100)

TOUCHDOWNS

Career

- 4 Deion Sanders, 1995-99
- 3 Bob Hayes, 1965-74
- 3 Kelvin Martin, 1987-92, 1996
- 3 Kevin Williams, 1993-96

Season

- 2 Bob Hayes, 1968
- 2 Kelvin Martin, 1992
- 2 Kevin Williams, 1993
- 2 Deion Sanders, 1998

Game

- 1 By many, last by Deion Sanders, vs. Washington, 10/24/99

KICKOFF RETURNS

Most Seasons Leading Team

- 3 Mel Renfro, 1964-66
- 3 Butch Johnson, 1976-78
- 3 Kevin Williams, 1993-95

Most Consecutive Seasons Leading Team

- 3 Mel Renfro, 1964-66
- 3 Butch Johnson, 1976-78
- 3 Kevin Williams, 1993-95



RETURNS

Career

- 144 Kevin Williams, 1993-96
- 101 James Dixon, 1989-91
- 85 Mel Renfro, 1964-77

Season

- 50 Herschel Walker, 1997
- 49 Kevin Williams, 1995
- 47 James Dixon, 1989

Season, Rookie

- 47 James Dixon, 1989
- 40 Mel Renfro, 1964
- 38 Ron Springs, 1979

Game

- 8 Mel Renfro, vs. Green Bay, 11/29/64
- 7 Robert Lavette, @ N.Y. Giants, 10/6/85
- 6 By many, last by Jason Tucker @ New Orleans, 12/24/99

Game, Opponent

- 8 Mel Gray, @ Detroit, 11/8/92
- 7 Terry Metcalf, @ St. Louis, 10/9/77
- 7 Dave Turner, vs. Cincinnati, 9/30/79
- 7 James Owens, vs. San Francisco, 10/12/80
- 7 Ryan Terry, vs. Arizona, 9/24/95

YARDS

Career

- 3,416 Kevin Williams, 1993-96
- 2,315 James Dixon, 1989-91
- 2,246 Mel Renfro, 1964-77

Season

- 1,181 James Dixon, 1989
- 1,167 Herschel Walker, 1997
- 1,148 Kevin Williams, 1994

Season, Rookie

- 1,181 James Dixon, 1989
- 1,017 Mel Renfro, 1964
- 823 Dennis Morgan, 1974

Game

- 203 Jason Tucker, @ New Orleans, 12/24/99
- 198 Herschel Walker, vs. Atlanta, 10/20/96
- 193 Alexander Wright, vs. Atlanta, 12/22/91

Game, Opponent

- 247 Tim Brown, @ Philadelphia, 11/6/66
- 188 James Owens, San Francisco, 10/12/80
- 180 Brian Mitchell, vs. Washington, 11/20/94

Longest Kickoff Return (All TDs)

- 102 Alexander Wright, vs. Atlanta, 12/22/91
- 101 Amos Marsh, vs. Philadelphia, 10/14/62
- 101 Ike Thomas, vs. N.Y. Jets, 12/4/71

Longest Kickoff Return, Opponent (All TDs)

- 108 Roy Green, St. Louis, 10/21/79
- 95 Robert Brooks, Green Bay, 10/3/93
- 93 Jim Butler, Pittsburgh, 10/30/66
- 93 Tim Brown, @ Philadelphia, 11/6/66

AVERAGE YARDAGE

Career (75 returns)

- 26.4 Mel Renfro, 1964-77 (85-2,246)
- 25.3 Herschel Walker, 1986-89, 1996-97 (77-1,946)
- 23.7 Kevin Williams, 1993-96 (144-3,416)

Season (Qualifiers)

- 30.0 Mel Renfro, 1965 (21-630)
- 28.9 Herschel Walker, 1996 (27-779)
- 28.4 Cliff Harris, 1971 (29-823)

Season, Rookie (Qualifiers)

- 26.5 Bob Hayes, 1965 (17-450)
- 25.7 Amos Marsh, 1961 (26-667)
- 25.4 Mel Renfro, 1964 (40-1,017)

Game (3 returns)

- 48.0 Mark Washington, @ Wash., 11/22/70 (3-144)
- 43.6 Ike Thomas, vs. Rams, 11/25/71 (3-131)
- 42.0 Mel Renfro, @ Washington, 11/12/64 (4-168)

Game, Opponent (3 returns)

- 49.4 Tim Brown, @ Philadelphia, 11/6/66 (5-247)
- 40.8 Mike Nelms, Washington, 11/22/81 (4-163)
- 40.0 Jim Butler, Pittsburgh, 10/30/66 (3-120)

TOUCHDOWNS

Career

- 2 Mel Renfro, 1964-77
- 2 Ike Thomas, 1971
- 2 Alexander Wright, 1990-91

Season

- 2 Ike Thomas, 1971

Game

- 1 By many players, last by Kevin Williams, vs. Arizona, 10/9/94

Game, Opponent

- 2 Tim Brown, @ Philadelphia, 11/6/66

COMBINED KICK RETURNS

MOST RETURNS

Career

- 239 Kevin Williams, 1993-96 (p-95, k-144)
- 230 Kelvin Martin, 1987-92, 1996 (p-179, k-51)
- 225 Butch Johnson, 1976-83 (p-146, k-79)

Season

- 87 Gary Allen, 1984 (p-54, k-33)
- 86 James Jones, 1980 (p-54, k-32)
- 82 Kevin Williams, 1994 (p-39, k-43)

Game

- 12 Mel Renfro, vs. G.B., 11/29/64 (p-4, k-8)
- 11 Butch Johnson, vs. Buff., 11/15/76 (p-9, k-2)
- 10 Mel Renfro, @ Wash., 11/13/66 (p-5, k-5)

Game, Opponent

- 12 Larry Jones, vs. Wash., 12/13/75 (p-6, k-6)
- 10 Phil McConkey, vs. N.Y. Giants, 11/4/84 (p-8, k-2)
- 10 Stump Mitchell, @ St. Louis, 9/11/83 (p-5, k-5)
- 10 Brian Mitchell, vs. Wash., 11/20/94 (p-5, k-5)

YARDS GAINED

Career

- 4,329 Kevin Williams, 1993-96 (p-913, k-3,416)
- 3,145 Butch Johnson, 1976-83 (p-1,313, k-1,832)
- 3,088 Mel Renfro, 1964-77 (p-842, k-2,246)

Season

- 1,497 Kevin Williams, 1994 (p-349, k-1,148)
- 1,435 Mel Renfro, 1964 (p-418, k-1,017)
- 1,274 Kevin Williams, 1995 (p-166, k-1,108)

Game

- 273 Mel Renfro, vs. G.B., 11/29/64 (p-117, k-156)
- 212 Butch Johnson, vs. Buffalo, 11/15/76 (p-117, k-95)
- 210 Mel Renfro, @ Wash., 11/22/64 (p-42, k-168)

Game, Opponent

- 247 Tim Brown, @ Philadelphia, 11/6/66 (k-247)
- 213 Stump Mitchell, St. Louis, 9/11/83 (p-53, k-160)
- 212 Brian Mitchell, vs. Wash., 11/20/94 (p-32, k-180)

TOUCHDOWNS

Career

- 4 Kevin Williams, 1993-94 (p-3, k-1)
- 4 Deion Sanders, 1995-99 (p-4)
- 3 Bob Hayes, 1965-74 (p-3)
- 3 Mel Renfro, 1964-77 (p-1, k-2)
- 3 Kelvin Martin, 1987-92 (p-3)

Season

- 2 Bob Hayes, 1968 (p-2)
- 2 Ike Thomas, 1971 (k-2)
- 2 Kelvin Martin, 1992 (p-2)
- 2 Kevin Williams, 1993 (p-2)
- 2 Kevin Williams, 1994 (p-1, k-1)
- 2 Deion Sanders, 1998 (p-2)

Game

- 1 By many players, last by Deion Sanders, vs. Washington, 10/24/99

Game, Opponent

- 2 Tim Brown, @ Philadelphia, 11/6/66 (k-2)

COMBINED NET YARDS

Rushing, receiving, interception returns, kickoff returns, punt returns and fumble returns

Most Seasons Leading Team

- 9 Tony Dorsett, 1977-85
- 9 Emmitt Smith, 1990-96, 1998-99
- 4 Herschel Walker, 1986-88, 1997

Most Consecutive Seasons Leading Team

- 9 Tony Dorsett, 1977-85
- 9 Emmitt Smith, 1990-96
- 3 Herschel Walker, 1986-88



ATTEMPTS

Career

- 3,685 Emmitt Smith, 1990-99
- 3,153 Tony Dorsett, 1977-87
- 1,677 Don Perkins, 1961-68

Season

- 439 Emmitt Smith, 1995
- 433 Emmitt Smith, 1992
- 418 Emmitt Smith, 1994

Game

- 42 Emmitt Smith, @ N.Y. Giants, 1/2/94 (ru-32, re-10)
- 39 Emmitt Smith, @ G.B., 10/6/91 (ru-32, re-7)
- 38 Emmitt Smith, @ Cleveland, 9/1/91 (ru-32, re-6)
- 38 Emmitt Smith, vs. N.Y. Giants, 11/7/94 (ru-35, re-3)
- 38 Emmitt Smith, vs. G.B., 11/24/94 (ru-32, re-6)

YARDS

Career

- 16,691 Emmitt Smith, 1990-99
- 15,501 Tony Dorsett, 1977-87
- 9,104 Bob Hayes, 1965-74

Season

- 2,148 Emmitt Smith, 1995
- 2,048 Emmitt Smith, 1992
- 2,019 Herschel Walker, 1988

Season, Rookie

- 1,688 James Dixon, 1989
- 1,598 Bob Hayes, 1965
- 1,564 Don Perkins, 1961

Game

- 331 Jason Tucker, @ New Orleans, 12/24/99
- 307 Kevin Williams, @ Arizona, 12/25/95
- 292 Herschel Walker, vs. Philadelphia, 12/14/86

INTERCEPTIONS BY

Most Seasons Leading Team

- 5 Everson Walls, 1981-82, 1985, 1987-88
- 4 Cornell Green, 1963, 1965-67

Most Consecutive Seasons Leading Team

- 3 Don Bishop, 1960-62
- 3 Cornell Green, 1965-67

Career

- 52 Mel Renfro, 1964-77
- 44 Everson Walls, 1981-89
- 41 Charlie Waters, 1970-78, 1980-81

Season

- 11 Everson Walls, 1981
- 10 Mel Renfro, 1969
- 9 Everson Walls, 1985

Season, Rookie

- 11 Everson Walls, 1981
- 7 Mel Renfro, 1964
- 7 Michael Downs, 1981

Game

- 3 Herb Adderley, @ Philadelphia, 9/26/71
- 3 Lee Roy Jordan, vs. Cincinnati, 11/4/73
- 3 Dennis Thurman, vs. Philadelphia, 12/13/81

Consecutive Games Intercepted By

- 5 Don Bishop, 1961
- 4 Charlie Waters, 1972-73
- 4 Dennis Thurman, 1985

Game, Opponent

- 3 7 times, last by Terry Kinard, @ N.Y. Giants, 9/20/87

YARDS GAINED

Career

- 626 Mel Renfro, 1964-77
- 584 Charlie Waters, 1970-78, 1980-81
- 562 Dennis Thurman, 1978-85

Season

- 211 Cornell Green, 1963
- 187 Dennis Thurman, 1981
- 182 Herb Adderley, 1971

Season, Rookie

- 136 Mike Gaechter, 1962
- 133 Everson Walls, 1981
- 110 Mel Renfro, 1964

Game

- 121 Mike Gaechter, vs. Washington, 11/3/63
- 102 Herb Adderley, @ Philadelphia, 9/26/71
- 100 Mike Gaechter, vs. Philadelphia, 10/14/62

Game, Opponent

- 110 Jim Steffen, @ Washington, 9/29/63
- 102 Erich Barnes, vs. N.Y. Giants, 10/15/61
- 98 Delles Howell, @ New Orleans, 10/17/71
- 98 Ross Fichtner, @ Cleveland, 10/23/66

Longest Returns (All TDs except as noted)

- 100 Mike Gaechter, vs. Philadelphia, 10/14/62
- 96 Dennis Thurman, @ Washington, 9/6/81 (no TD)
- 95 George Teague, vs. Green Bay, 11/14/99

Longest Return, Opponent (All TDs)

- 104 James Willis and Troy Vincent, vs. Philadelphia, 11/3/96
- 102 Erich Barnes, vs. N.Y. Giants, 10/15/61
- 96 Ray Crockett, @ Detroit, 10/27/91

TOUCHDOWNS

Career

- 4 Dennis Thurman, 1977-85
- 3 Mel Renfro, 1964-77
- 3 Lee Roy Jordan, 1963-76

Season

- 2 Larry Brown, 1995
- 2 George Teague, 1999
- 1 By many players, last by Greg Ellis and Dexter Coakley, 1999

Game

- 1 By many players, last by Dexter Coakley, vs. Miami, 11/25/99

FUMBLES

OPPONENTS' FUMBLES RECOVERED

Career

- 19 Ed Jones, 1974-78, 1980-89
- 16 Chuck Howley, 1961-73
- 16 Dave Edwards, 1963-75
- 16 Lee Roy Jordan, 1963-76
- 16 Cliff Harris, 1970-79

Season

- 5 Don Healy, 1961
- 4 Jerry Norton, 1962
- 4 Jethro Pugh, 1967
- 4 Larry Cole, 1971
- 4 Jethro Pugh, 1973
- 4 Dextor Clinkscale, 1983
- 4 Eugene Lockhart, 1985

Game

- 2 Many times, last by Kevin Mathis, vs. Carolina, 10/11/98

Longest Fumble Returns (All TDs)

- 98 Greg Ellis, vs. Arizona, 10/3/99
- 97 Chuck Howley, vs. Atlanta, 10/2/66
- 86 Michael Downs, @ Houston, 12/13/82

Longest Fumble Returns, Opponent (All TDs)

- 96 Joe Lavender, @ Philadelphia, 9/23/74
- 81 Andy Headen, @ N.Y. Giants, 9/9/84
- 73 Skip Vanderbunt, vs. San Francisco, 11/23/72

OPPONENTS' FUMBLE
RETURNED FOR TOUCHDOWNS

Career

- 3 Bob Lilly, 1961-74
- 2 Cornell Green, 1962-74
- 2 Benny Barner, 1972-82
- 2 Mike Hegman, 1976-88
- 2 Michael Downs, 1981-88
- 2 Jim Jeffcoat, 1983-94

SACKS

Most Seasons Led Team

- 7 Harvey Martin, 1974-77, 1979-80, 1982
- 5 Jethro Pugh, 1968-72
- 4 George Andrie, 1964-67

Most Consecutive Seasons Leading Team

- 5 Jethro Pugh, 1968-72
- 4 George Andrie, 1964-67
- 4 Harvey Martin, 1974-77

TOTAL SACKS

Career

- 113 Harvey Martin, 1973-83
- 111 Randy White, 1975-88
- 106 Ed Jones, 1974-78, 1980-89



Season

- 20 Harvey Martin, 1977
- 18 1/2 George Andrie, 1966
- 16 Randy White, 1978

Season, Rookie

- 9 Willie Townes, 1966
- 9 Harvey Martin, 1973
- 7 1/2 Jimmie Jones, 1990

Game

- 5 Bob Lilly, @ Pittsburgh, 11/20/66
- 5 Jim Jeffcoat, @ Washington, 11/10/85
- 4 Eight times, last by Charles Haley, @ Pittsburgh, 9/4/94

Game, Rookie

- 3 Randy White, @ Detroit, 10/6/75
- 3 Randy White, @ New England, 11/16/75
- 2 1/2 5 times, last by Jimmie Jones, vs. Tampa Bay, 10/7/90

Game, Opponent

- 4 1/2 Jim Katcavage, @ N.Y. Giants, 10/20/63
- 4 1/2 Clyde Simmons, vs. Philadelphia, 9/15/91

TACKLES

COMBINED TACKLES

Career

- 1,236 Lee Roy Jordan, 1963-76
- 1,104 Randy White, 1975-88
- 1,032 Ed Jones, 1974-78, 1980-89

Season

- 222 Eugene Lockhart, 1989
- 167 Bob Breunig, 1979
- 163 Lee Roy Jordan, 1973

Season, Rookie

- 136 Dexter Coakley, 1997
- 108 Robert Jones, 1992
- 93 Darrin Smith, 1993

Game

- 21 Lee Roy Jordan, vs. Philadelphia, 9/26/71
- 20 Fred Strickland, @ N.Y. Giants, 11/24/96
- 19 Jerry Tubbs, vs. Chicago, 11/27/60
- 19 Eugene Lockhart, vs. Phoenix, 10/29/89
- 19 Ken Norton, @ Washington, 9/6/93
- 19 Darren Woodson, @ N.Y. Giants, 1/2/94
- 19 Robert Jones, @ Philadelphia, 12/4/94
- 19 Brock Marion, @ Green Bay, 11/23/97
- 19 Fred Strickland, @ Kansas City, 12/13/98

SOLO TACKLES

Career

- 743 Lee Roy Jordan, 1963-76
- 701 Randy White, 1975-88
- 693 Ed Jones, 1974-78, 1980-89

Season

- 154 Eugene Lockhart, 1989
- 100 Lee Roy Jordan, 1975
- 97 Lee Roy Jordan, 1968

Game

- 16 Eugene Lockhart, vs. Phoenix, 10/29/89
- 14 Lee Roy Jordan, vs. Philadelphia, 10/28/73
- 14 Brock Marion, @ Green Bay, 11/23/97

ASSISTED TACKLES

Career

- 493 Lee Roy Jordan, 1963-76
- 466 Bob Breunig, 1975-84
- 403 Randy White, 1975-88

Season

- 101 Jerry Tubbs, 1960

Game

- 15 Jerry Tubbs, vs. Chicago, 11/27/60

BLOCKED KICKS

BLOCKS

(Extra points, Field Goals and Punts)

Career

- 10 Cornell Green, 1962-74
- 9 Mike Gaechter, 1962-69
- 9 Ed Jones, 1974-78, 1980-89

Season

- 3 Jethro Pugh, 1965
- 3 Ed Jones, 1978
- 3 Michael Downs, 1986

Game

- 2 Billy Joe DuPree, vs. N.Y. Giants, 10/21/73
- 2 Leon Lett, vs. Detroit, 9/19/94

Game, Opponent

- 2 Bob Freeman, vs. Philadelphia, 9/30/60
- 2 Matt Blair, @ Minnesota, 10/7/79

BLOCKED EXTRA POINTS

Career

- 2 Cornell Green, 1962-74
- 2 Mike Gaechter, 1962-69
- 2 Ed Jones, 1974-78, 1980-89

Season

- 1 By many, last by Chad Hennings, 1998

Game

- 1 By many, last by Chad Hennings, vs. Carolina, 10/11/98

Game, Opponent

- 2 Bob Freeman, vs. Philadelphia, 9/30/60
- 2 Matt Blair, @ Minnesota, 10/7/79

BLOCKED FIELD GOALS

Career

- 8 Cornell Green, 1962-74
- 7 Mike Gaechter, 1962-69
- 7 Ed Jones, 1974-78, 1980-89

Season

- 2 10 times, last by Leon Lett, 1994
- 1 Many times, last by Flozell Adams, 1999

Game

- 2 Leon Lett, vs. Detroit, 9/19/94
- 1 Many times, last by Flozell Adams, vs. Miami, 11/25/99

Game, Opponent

- 1 By many, last by Bruce Smith, @ Buffalo, 9/22/96

BLOCKED PUNTS

Career

- 4 Issiac Holt, 1989-92
- 2 Billy Joe DuPree, 1973-83
- 2 Thomas Henderson, 1975-79
- 2 Aaron Kyle, 1976-79
- 2 Charlie Waters, 1970-78, 1980-81

Season

- 2 Billy Joe DuPree, 1973
- 2 Aaron Kyle, 1976
- 2 Issiac Holt, 1990

Game

- 2 Billy Joe DuPree, vs. N.Y. Giants, 10/21/73

Game, Opponent

- 1 By many, last by Brian Roche, @ Kansas City, 12/13/98

Largest Margin

VICTORY

- 1. 49 pts. (56-7) vs. Philadelphia, Oct. 9, 1966
- 2. 46 pts. (59-13) @ Detroit, Sept. 15, 1968
- 3. 45 pts. (52-7) vs. N.Y. Giants, Sept. 18, 1966
- 45 pts. (59-14) vs. San Fran., Oct. 12, 1980
- 5. 44 pts. (51-7) vs. Seattle, Nov. 27, 1980
- 6. 42 pts. (52-10) vs. Houston, Dec. 20, 1970
- 42 pts. (52-10) vs. N.Y. Jets, Dec. 4, 1971
- 8. 38 pts. (38-0) @ Baltimore, Sept. 4, 1978
- 9. 37 pts. (40-3) @ New Orleans, Sept. 24, 1973
- 37 pts. (37-0) vs. Detroit, Oct. 30, 1977

DEFEAT

- 1. 44 pts. (44-0) vs. Chicago, Nov. 17, 1985
- 2. 41 pts. (48-7) vs. Cleveland, Oct. 16, 1960
- 41 pts. (54-13) @ Minnesota, Oct. 18, 1970
- 4. 40 pts. (43-3) vs. Minnesota, Nov. 13, 1988
- 5. 38 pts. (45-7) vs. Baltimore, Oct. 30, 1960
- 38 pts. (38-0) vs. St. Louis, Nov. 16, 1970
- 7. 36 pts. (43-7) vs. Philadelphia., Oct. 22, 1961
- 8. 34 pts. (41-7) @ Green Bay, Nov. 13, 1960
- 9. 32 pts. (52-20) @ St. Louis, Dec. 9, 1962
- 32 pts. (42-10) @ Cleveland, Nov. 2, 1969



Cowboys Team Records

1960 — 12 games; 1961-77 — 14 games; 1978-99 — 16 games.

NOTE: The 1982 regular season was reduced to nine games and the 1987 season to 15 games due to players' strikes.

GAMES WON

Most Consecutive Games Won (Including postseason)

12 1971-72
10 1993-94
9 1977-78

Most Consecutive Games Won (Regular season)

11 1968-69
9 1971-72, 1978-79
8 1977, 1991-92

Most Games Won, Season (Including postseason)

16 1992
15 1977, 1993, 1995
14 1971, 1978, 1980

Most Games Won, Season (Regular season)

13 1992
12 1968, 1977, 1978, 1980, 1981, 1983, 1993,
1994, 1995

Most Consecutive Games Won, Season (Including postseason)

10 1971
8 1977, 1978, 1993

Most Consecutive Games Won, Season (Regular season)

8 1977
7 1971, 1983, 1993

Most Consecutive Games Won, Start of Season

8 1977
7 1983
6 1968, 1969

Most Consecutive Games Won, End of Season

7 1971
6 1978
5 1968, 1970, 1991, 1993

Most Consecutive Home Games Won (Including postseason)

18 1980-81
11 1971-72, 1991-92
9 1975-76

Most Consecutive Road Games Won (Including postseason)

7 1968, 1993-94
6 1966-67, 1975-76, 1978-79

GAMES LOST

Most Consecutive Games Lost

10 1960, 1988
9 1988-89

Most Consecutive Games Without Victory

12 1960
10 1988
9 1988-89

Most Games Lost, Season

15 1989
13 1988
11 1960

Most Consecutive Home Games Lost

14 1988-89
6 1960

Most Consecutive Home Games Without Victory

14 1988-89
7 1962-63

Most Consecutive Away Games Lost

9 1962-63
8 1997-98
7 1964-65

Most Consecutive Away Games Without Victory (Including postseason)

9 1962-63
8 1997-98
8 1999 (current)
7 1960, 1964-65

SCORING

Most Points, Season

479 1983
454 1980
445 1966

Most Points, Opponent, Season

402 1962
393 1989
381 1988

Fewest Points, Season

177 1960
204 1989
226 1982

Fewest Points, Opponent, Season

186 1968
194 1976
208 1976*

Most Points, Game

59 vs. Detroit, 9/15/68
59 vs. San Francisco, 10/12/80
56 vs. Philadelphia, 10/9/66

Most Points, Opponent, Game

54 @ Minnesota, 10/18/70
52 @ St. Louis, 12/9/62
50 @ Cincinnati, 12/8/85

Most Points, Both Teams, Game

86 @ Buffalo, 9/19/71 (Dallas 49, Buffalo 37)
82 vs. Minnesota, 11/26/87
(Minnesota 44, Dallas 38 OT)
82 vs. Minnesota, 11/26/98
(Minnesota 46, Dallas 36)

Fewest Points, Both Teams, Game

8 @ Cleveland, 12/12/70 (Dallas 6, Cleveland 2)
10 @ Houston, 11/24/74 (Dallas 10, Houston 0)
12 vs. N.Y. Giants, 11/7/76
(Dallas 9, N.Y. Giants 3)

Most Points Overcome To Win Game

21 vs. New Orleans, 10/21/84
21 @ Washington, 9/12/99 (OT)
20 @ Washington, 9/5/83

Most Points, Opponent, Overcome To Win Game

21 @ Washington, 11/28/65
20 @ Philadelphia, 10/23/88
18 vs. Indianapolis, 9/15/96

Most Points, First Half

42 vs. Philadelphia, 10/19/69
38 vs. N.Y. Jets, 12/4/71
38 vs. San Francisco, 10/12/80

Most Points, Opponent, First Half

35 @ Denver, 9/13/98
34 @ Minnesota, 10/18/70
34 @ Rams, 10/14/73
34 @ Washington, 11/23/86

Most Points, Both Teams, First Half

55 vs. Raiders, 10/23/83
52 @ N.Y. Giants, 12/16/62
52 @ Buffalo, 9/19/71
52 @ Denver, 9/13/98

Most Points, Second Half

36 vs. Green Bay, 11/24/94
31 @ Philadelphia, 9/29/68
31 @ Washington, 11/17/68

Most Points, Opponent, Second Half

38 @ St. Louis, 12/9/62
35 @ Green Bay, 11/23/97
28 Eight times, last @ Indianapolis, 10/31/99

Most Points, Both Teams, Second Half

58 vs. St. Louis, 9/28/75 (OT)
50 vs. Green Bay, 11/24/94
49 vs. N.Y. Giants, 10/21/73
49 @ Cincinnati, 12/8/85
49 @ Washington, 9/12/99 (OT)

Most Points, First Quarter

28 vs. Philadelphia, 10/19/69
28 vs. N.Y. Jets, 12/4/71
21 Four times, last vs. Arizona, 10/9/94

Most Points, Opponent, First Quarter

22 @ Cincinnati, 12/8/85
21 vs. Cleveland, 12/3/61
21 @ San Francisco, 10/11/81
21 @ San Francisco, 12/19/83
21 @ Denver, 9/13/98
21 vs. Minnesota, 11/26/98

**Most Points, Both Teams, First Quarter**

35 vs. Philadelphia, 10/19/69
 35 vs. Atlanta, 12/22/91
 28 vs. St. Louis, 11/23/67
 28 vs. N.Y. Jets, 12/4/71
 28 @ Denver, 9/13/98

Most Points, Second Quarter

24 vs. N.Y. Giants, 9/18/66
 24 vs. Pittsburgh, 10/30/66
 24 vs. Detroit, 9/15/68
 24 vs. New England, 10/24/71
 24 vs. San Francisco, 10/12/80
 24 @ Washington, 10/2/94

Most Points, Opponent, Second Quarter

24 vs. Baltimore, 10/30/60
 24 vs. N.Y. Giants, 11/11/62
 22 @ Denver, 10/5/86

Most Points, Both Teams, Second Quarter

42 @ N.Y. Giants, 12/16/62
 38 vs. Kansas City, 11/10/75
 38 vs. Raiders, 10/23/83

Most Points, Third Quarter

24 vs. Chicago, 12/27/92
 21 Six times, last vs. N.Y. Giants, 11/7/94

Most Points, Opponent, Third Quarter

22 @ Washington, 9/12/99 (OT)
 21 @ Washington, 12/17/61
 21 @ Cincinnati, 12/8/85

Most Points, Both Teams, Third Quarter

35 @ Washington, 12/17/61
 35 vs. St. Louis, 9/28/75
 28 Four times, last @ Cincinnati, 12/8/85

Most Points, Fourth Quarter

21 @ N.Y. Giants, 12/19/85
 21 vs. Detroit, 9/15/68
 21 @ Detroit, 10/6/75
 21 @ Washington, 9/12/99 (OT)

Most Points, Opponent, Fourth Quarter

21 @ St. Louis, 12/9/62
 21 @ Washington, 11/28/65
 21 vs. St. Louis, 11/16/70
 21 @ San Diego, 11/5/72
 21 @ St. Louis, 9/13/87
 21 @ Green Bay, 11/23/97

Most Points, Both Teams, Fourth Quarter

35 vs. N.Y. Giants, 10/21/73
 31 vs. Washington, 12/11/66
 31 vs. Washington, 12/16/79

Most Consecutive Games Scoring

218 1970-85
 146 1960-70
 141 1991-99 (current)

TOUCHDOWNS

Most Touchdowns, Season

60 1980
 59 1983
 56 1966

Most Touchdowns, Opponent, Season

52 1962
 49 1961
 48 1963

Fewest Touchdowns, Season

23 1960
 25 1989*
 27 1990, 1996

Fewest Touchdowns, Opponent, Season

23 1968
 23 1973
 23 1993*

Most Touchdowns, Game

8 vs. Philadelphia, 10/9/66
 8 vs. Detroit, 9/15/68
 8 vs. San Francisco, 10/12/80

Most Touchdowns, Opponent, Game

7 vs. Cleveland, 10/16/60
 7 @ St. Louis, 12/9/62
 7 @ Cincinnati, 12/8/85

Most Touchdowns, Both Teams, Game

12 vs. Buffalo, 9/19/71
 11 @ San Francisco, 12/12/77
 11 vs. Minnesota, 11/26/87

Most Consecutive Games Score Touchdown

75 1979-84
 73 1960-65
 72 1965-70

POINT AFTER TOUCHDOWNS

Most Points After Touchdowns, Season

59 1980
 57 1983
 56 1966

Most Point After Touchdowns, Opp., Season

49 1962
 45 1963
 44 1961

Most Point After Touchdowns, Game

8 vs. Philadelphia, 10/9/66
 8 vs. Detroit, 9/15/68
 8 vs. San Francisco, 10/12/80

Most Point After Touchdowns, Opponent, Game

7 @ St. Louis, 12/9/62
 6 Nine times, last @ Denver, 9/13/98

Most Consecutive Point After Touchdowns (Kicking)

162 1969-73
 143 1985-89
 114 1996-99 (current)

Most Two Point Conversions, Attempted, Season

5 1997
 2 1994, 1995, 1996, 1998

Most Two Point Conversions Attempted, Opponent Season

4 1996, 1999
 3 1994, 1995

Most Two Point Conversions Made, Season

2 1996, 1997
 1 1995

Most Two Point Conversions Made, Opponent, Season

3 1999
 2 1997, 1998
 1 1995

FIELD GOALS

Most Field Goals Attempted, Season

39 1991
 38 1997
 37 1993

Most Field Goals Attempted, Opponent, Season

39 1991
 35 1989
 34 1972

Fewest Field Goals Attempted, Season

13 1960
 17 1980*
 20 1963, 1989

Fewest Field Goals Attempted, Opp., Season

12 1976
 15 1977
 17 1992*

Most Field Goals Attempted, Game

7 @ Chicago, 11/24/68
 7 vs. Green Bay, 11/18/96
 6 vs. Rams, 9/21/75
 6 @ Arizona, 9/7/97

Most Field Goals Attempted, Opponent, Game

7 @ Philadelphia, 12/5/65
 6 vs. San Francisco, 11/20/60
 6 vs. St. Louis, 12/18/71
 6 @ Green Bay, 10/1/72

Most Field Goals Attempted, Both Teams, Game

9 @ Philadelphia, 12/5/65
 9 @ Chicago, 11/24/68

Most Field Goals Made, Season

34 1997
 32 1996
 30 1993

Most Field Goals Made, Opponent, Season

29 1991
 28 1989, 1996
 26 1999

**Fewest Field Goals Made, Season**

- 6 1960
- 9 1963, 1967
- 10 1974, 1989*

Fewest Field Goals Made, Opponent, Season

- 7 1976
- 8 1967
- 9 1968, 1969
- 11 1978*

Most Field Goals Made, Game

- 7 vs. Green Bay, 11/18/96
- 5 @ Rams, 12/21/87
- 5 vs. Green Bay, 10/3/93
- 5 vs. N.Y. Giants, 12/17/95
- 5 @ Arizona, 9/7/97
- 5 vs. Philadelphia, 9/15/97

Most Field Goals Made, Opponent, Game

- 5 vs. Atlanta, 10/20/96
- 4 Many times, last vs. Ind., 9/15/96

Most Field Goals Made, Both Teams, Game

- 7 @ Houston, 11/10/91
- 7 vs. N.Y. Giants, 12/17/95
- 7 vs. Green Bay, 11/18/96
- 7 vs. Philadelphia, 9/15/97

Most Consecutive Games Scoring Field Goal

- 18 1992-93
- 15 1996-97
- 11 1995-96

SAFETIES**Most Safeties, Season**

- 3 1981
- 2 Many times, last 1973

Most Safeties, Opponent, Season

- 2 1960, 1986, 1988

Most Safeties, Game

- 2 vs. Philadelphia, 11/19/72
- 1 Many times, last @ Arizona, 11/21/99

FIRST DOWNS**Most First Downs, Season**

- 364 1995
- 342 1978, 1983
- 339 1979

Most First Downs, Opponent, Season

- 321 1989
- 312 1985
- 303 1995

Most First Downs, Both Teams, Season

- 667 1995
- 648 1985
- 633 1980

Fewest First Downs, Season

- 180 1960
- 211 1965
- 246 1989*

Fewest First Downs, Opponent, Season

- 199 1974
- 200 1971
- 232 1978*

Most First Downs, Game

- 33 @ Detroit, 9/15/85
- 32 Five times, last vs. Minnesota, 11/26/98

Most First Downs, Opponent, Game

- 33 @ Houston, 11/10/91
- 32 @ Oakland, 11/19/95
- 32 @ Washington, 12/22/96

Most First Downs, Both Teams, Game

- 57 @ Oakland, 11/19/95
- 55 @ Washington, 9/12/99 (OT)
- 54 @ San Francisco, 11/10/63
- 54 @ N.Y. Giants, 9/10/78
- 54 @ Houston, 11/10/91

Fewest First Downs, Game

- 7 @ N.Y. Giants, 12/16/89
- 8 Seven times, last vs. Philadelphia, 9/15/91

Fewest First Downs, Opponent, Game

- 5 @ Philadelphia, 11/6/66
- 5 @ Philadelphia, 9/23/74
- 6 Three times, last vs. Seattle, 10/11/92

Fewest First Downs, Both Teams, Game

- 20 @ Green Bay, 10/24/65
- 21 @ Philadelphia, 11/6/66
- 21 @ Houston, 11/24/74
- 21 @ N.Y. Giants, 12/16/89

Most First Downs, Rushing, Season

- 147 1974
- 146 1978
- 143 1980

Most First Downs, Rushing, Opponent, Season

- 122 1961
- 118 1986
- 116 1989

Fewest First Downs, Rushing, Season

- 57 1960
- 78 1989*
- 82 1997

Fewest First Downs, Rushing, Opp., Season

- 52 1969
- 59 1971
- 68 1992*

Most First Downs, Rushing, Game

- 19 @ Baltimore, 12/6/81
- 18 vs. Cleveland, 11/25/82
- 17 @ Green Bay, 11/12/78
- 17 vs. Washington, 11/22/81

Most First Downs, Rushing, Opponent, Game

- 17 @ Chicago, 9/30/84
- 15 vs. Cleveland, 12/3/61
- 15 vs. Pittsburgh, 9/23/62
- 15 @ Cincinnati, 12/8/85

Fewest First Downs, Rushing, Game

- 0 vs. Philadelphia, 11/1/70
- 1 Many times, last @ New Orleans, 12/6/98

Fewest First Downs, Rushing, Opponent, Game

- 0 Six times, last @ Atlanta, 12/21/92

Most First Downs, Passing, Season

- 208 1985
- 205 1983
- 202 1984

Most First Downs, Passing, Opponent, Season

- 193 1985
- 183 1989
- 181 1983

Fewest First Downs, Passing, Season

- 95 1970
- 105 1960
- 108 1965
- 135 1990*

Fewest First Downs, Passing, Opp., Season

- 94 1977
- 97 1960
- 105 1970
- 128 1978*

Most First Downs, Passing, Game

- 23 @ San Francisco, 11/10/63
- 22 @ Detroit, 9/15/95
- 21 @ Miami, 10/27/96

Most First Downs, Passing, Opponent, Game

- 21 vs. Chicago, 11/18/62
- 21 vs. Kansas City, 11/20/83
- 21 @ St. Louis, 11/11/84
- 21 @ Arizona, 11/15/98

Fewest First Downs, Passing Game

- 2 @ Phoenix, 10/14/90
- 3 Nine times, last @ Arizona, 11/21/99

Fewest First Downs, Passing, Opponent, Game

- 1 Three times, last @ N.Y. Jets, 12/21/75

Most First Downs, Penalty, Season

- 33 1985
- 30 1993
- 29 1978, 1998

Most First Downs, Penalty, Opponent, Season

- 38 1997
- 34 1987
- 31 1999

Fewest First Downs, Penalty, Season

- 9 1961, 1962, 1971
- 11 1963, 1967
- 18 1996*

Fewest First Downs, Penalty, Opp., Season

- 10 1969
- 12 1961
- 16 1991*

**Most First Downs, Penalty, Game**

7 vs. Washington, 12/26/93
6 vs. Tampa Bay, 10/9/83
5 Ten times, last vs. Atlanta, 9/20/99

Most First Downs, Penalty, Opponent, Game

7 @ N.Y. Jets, 10/4/87
6 Five times, last @ Green Bay, 11/23/97

NET YARDS GAINED RUSHING AND PASSING**Most Yards Gained, Season**

5,968 1979
5,959 1978, 1983

Most Yards Gained, Opponent, Season

5,608 1985
5,556 1989
5,427 1983

Fewest Yards Gained, Season

3,153 1960
3,704 1964
3,995 1965
4,081 1990*

Fewest Yards Gained, Opponent, Season

3,213 1977
3,463 1974
3,466 1973
3,933 1992*

Most Yards Gained, Game

652 vs. Philadelphia, 10/9/66
583 vs. Baltimore, 9/4/78
578 vs. St. Louis, 9/30/73

Most Yards Gained, Opponent, Game

583 @ Houston, 11/10/91
570 @ Cincinnati, 12/8/85
529 vs. Miami, 10/25/81

Most Yards Gained, Both Teams, Game

1,045 @ Washington, 9/12/99 (OT)
995 vs. Miami, 10/25/81
984 vs. Minnesota, 11/26/98

Fewest Yards Gained, Game

90 vs. Philadelphia, 9/15/91
100 @ Phoenix, 10/14/90
108 @ N.Y. Giants, 12/16/89

Fewest Yards Gained, Opponent, Game

62 vs. Seattle, 10/11/92
63 @ Green Bay, 10/24/65
80 @ Philadelphia, 11/6/66

Fewest Yards Gained, Both Teams, Game

255 @ Green Bay, 10/24/65
320 @ Philadelphia, 11/6/66
333 @ Houston, 11/24/74

Most Consecutive Games, 300 or More Yards

17 1975-76
15 1978-79
13 1992-93

Most Consecutive Games, 400 or More Yards

4 1976
3 1983
2 Many times, last 1998

RUSHING**ATTEMPTS****Most Rushing Attempts, Season**

630 1981
625 1978
594 1980

Most Rushing Attempts, Opponent, Season

543 1989
511 1997
510 1984

Fewest Rushing Attempts, Season

311 1960
355 1989*
393 1990

Fewest Rushing Attempts, Opponent, Season

313 1969
339 1967
345 1992*

Most Rushing Attempts, Game

66 @ Baltimore, 12/6/81
59 vs. San Francisco, 10/12/80
58 @ Green Bay, 11/12/78

Most Rushing Attempts, Opponent, Game

53 vs. N.Y. Giants, 11/7/76
52 vs. N.Y. Giants, 12/17/72
51 vs. N.Y. Giants, 9/16/90

Fewest Rushing Attempts, Game

10 @ New Orleans, 9/10/89
11 vs. N.Y. Giants, 9/16/90
13 @ Green Bay, 10/8/89
13 @ Atlanta, 11/21/93
13 vs. Tennessee, 11/27/97

Fewest Rushing Attempts, Opponent, Game

11 @ Atlanta, 12/21/92
12 vs. Pittsburgh, 10/30/66
12 vs. N.Y. Giants, 9/24/67
12 vs. Philadelphia, 10/16/83

YARDS**Most Yards Gained Rushing, Season**

2,783 1978
2,711 1981
2,454 1974

Most Yards Gained Rushing, Opponent, Season

2,242 1960
2,226 1984
2,200 1986

Fewest Yards Gained Rushing, Season

1,049 1960
1,409 1989*
1,500 1990

Fewest Yards Gained Rushing, Opp., Season

1,050 1969
1,094 1967
1,144 1971
1,244 1992*

Most Yards Gained Rushing, Game

354 @ Baltimore, 12/6/81
313 @ Green Bay, 11/12/78
299 vs. Cleveland, 11/25/82

Most Yards Gained Rushing, Opponent, Game

289 vs. Philadelphia, 10/22/61
283 @ Chicago, 9/30/84
281 vs. Raiders, 11/6/60

Most Yards Gained Rushing, Both Teams, Game

510 @ Baltimore, 12/6/81
466 vs. Philadelphia, 10/22/61
450 vs. N.Y. Giants, 10/15/61

Fewest Yards Gained Rushing, Game

6 @ New Orleans, 12/6/98
20 @ New Orleans, 9/10/89
20 vs. N.Y. Giants, 9/16/90

Fewest Yards Gained Rushing, Opponent, Game

7 vs. Pittsburgh, 10/30/66
11 @ Cleveland, 9/17/67
16 @ Washington, 10/8/67

AVERAGE GAIN**Highest Average Gain Rushing, Season**

4.70 1962
4.52 1974
4.50 1966

Highest Average Gain Rushing, Opponent, Season

5.04 1960
4.92 1961
4.60 1963

Lowest Average Gain Rushing, Season

3.37 1960
3.45 1996
3.55 1994

Lowest Average Gain Rushing, Opponent, Season

3.22 1974
3.23 1967
3.24 1971

TOUCHDOWNS**Most Touchdowns Rushing, Season**

29 1995
26 1968, 1980, 1994

Most Touchdowns, Rushing, Opponent, Season

24 1960
21 1989
19 1962, 1987

Fewest Touchdowns, Rushing, Season

6 1960, 1961, 1997
7 1989

Fewest Touchdowns, Rushing, Opp., Season

3 1968, 1969
5 1973
6 1999*

**Most Touchdowns, Rushing, Game**

- 5 @ Philadelphia, 9/29/68
- 5 @ Buffalo, 9/19/71
- 5 vs. Phoenix, 12/16/90

Most Touchdowns, Rushing, Opponent, Game

- 5 Four times, last vs. Philadelphia, 10/10/65
- 4 Many times, last @ Denver, 9/13/98

Most Touchdowns, Rushing, Both Teams, Game

- 6 Seven times, last vs. Phoenix, 12/16/90
- 5 Many times, last vs. Minnesota, 11/26/98

PASSING**ATTEMPTS****Most Passes Attempted, Season**

- 604 1984
- 587 1985
- 555 1988

Most Passes Attempted, Opponent, Season

- 558 1983
- 555 1993
- 553 1998

Fewest Passes Attempted, Season

- 297 1970
- 321 1973
- 354 1960
- 439 1981*

Fewest Passes Attempted, Opponent, Season

- 293 1960
- 326 1961
- 349 1974
- 432 1978*

Most Passes Attempted, Game

- 62 @ Detroit, 9/15/85
- 57 vs. Minnesota, 11/26/98
- 55 @ N.Y. Giants, 11/6/88

Most Passes Attempted, Opponent, Game

- 59 vs. Kansas City, 11/20/83
- 56 @ Houston, 11/10/91
- 56 @ Arizona, 11/15/98
- 55 vs. St. Louis, 12/27/87
- 55 @ Oakland, 11/19/95

Most Passes Attempted, Both Teams, Game

- 99 @ Philadelphia, 10/23/88
- 95 @ Houston, 11/10/91
- 92 vs. Minnesota, 11/26/98

Fewest Passes Attempted, Game

- 11 vs. Atlanta, 10/11/70
- 11 vs. N.Y. Giants, 10/21/73
- 12 vs. Philadelphia, 10/14/62

Fewest Passes Attempted, Opponent, Game

- 10 vs. Washington, 10/3/71
- 10 vs. Miami, 11/22/73
- 12 @ Pittsburgh, 11/20/77

Fewest Passes Attempted, Both Teams, Game

- 28 @ N.Y. Jets, 12/21/75
- 29 vs. Atlanta, 10/11/70
- 31 @ N.Y. Giants, 10/10/76

COMPLETIONS**Most Passes Completed, Season**

- 346 1983
- 344 1985
- 322 1984, 1995

Most Passes Completed, Opponent, Season

- 334 1993
- 320 1991
- 301 1989

Fewest Passes Completed Season

- 149 1970
- 163 1960
- 168 1965
- 241 1981*

Fewest Passes Completed, Opponent, Season

- 145 1960
- 154 1977
- 162 1975
- 202 1978*

Most Passes Completed, Game

- 40 @ Detroit, 9/15/85
- 34 @ N.Y. Giants, 10/5/97
- 34 vs. Minnesota, 11/26/98
- 33 @ Rams, 9/3/84
- 33 @ Miami, 10/27/96

Most Passes Completed, Opponent, Game

- 41 @ Houston, 11/10/91
- 34 @ Atlanta, 12/21/92
- 33 vs. Kansas City, 11/20/83

Most Pass Completions, Both Teams, Game

- 65 @ Houston, 11/10/91
- 58 @ Philadelphia, 10/23/88
- 57 @ San Diego, 11/13/83

Fewest Passes Completed, Game

- 4 vs. Atlanta, 10/11/70
- 5 vs. Washington, 12/12/76
- 6 Six times, last @ N.Y. Jets, 10/4/87

Fewest Passes Completed, Opponent, Game

- 2 @ N.Y. Jets, 12/21/75
- 4 Four times, last vs. Rams, 9/21/75

Fewest Pass Completions, Both Teams, Game

- 8 @ N.Y. Jets, 12/21/75
- 14 Five times, last vs. Rams 9/21/75

YARDS**Most Yards Gained, Passing, Season**

- 3,861 1985
- 3,842 1983
- 3,623 1995

Most Yards Gained, Passing, Opponent, Season

- 3,928 1983
- 3,755 1985
- 3,674 1962

Fewest Yards Gained, Passing, Season

- 2,013 1964
- 2,104 1960
- 2,149 1970
- 2,581 1990*

Fewest Yards Gained, Passing, Opp., Season

- 1,562 1977
- 1,909 1976
- 1,913 1970
- 2,288 1978*

Most Yards Gained, Passing, Game

- 455 vs. Minnesota, 11/26/98
- 452 @ Detroit, 9/15/85
- 440 vs. Philadelphia, 10/9/66

Most Yards Gained, Passing, Opponent, Game

- 448 @ Arizona, 11/15/98
- 437 vs. Chicago, 11/18/62
- 425 @ Houston, 11/10/91

Most Yards Gained, Passing, Both Teams, Game

- 808 vs. Minnesota, 11/26/98
- 724 @ Washington, 9/12/99 (OT)
- 720 @ N.Y. Giants, 10/6/85

Fewest Yards Gained, Passing, Game

- 1 @ Green Bay, 10/24/65
- 34 @ Phoenix, 10/14/90
- 38 @ Houston, 11/24/74

Fewest Yards Gained, Passing, Opp., Game

- 10 @ Green Bay, 10/24/65
- 1 @ N.Y. Jets, 12/21/75
- 1 vs. Washington, 10/16/77

Fewest Yards Gained, Pass., Both Teams, Game

- 11 @ Green Bay, 10/24/65
- 83 vs. Atlanta, 10/11/70
- 85 @ N.Y. Jets, 12/21/75

COMPLETION PERCENTAGE**Highest Completion Percentage, Season**

- 66.7 1993 (317 of 475)
- 65.2 1995 (322 of 494)
- 64.0 1992 (314 of 491)

Highest Completion Percentage, Opp., Season

- 61.7 1989 (301 of 488)
- 60.2 1993 (334 of 555)
- 59.3 1991 (320 of 540)

Lowest Completion Percentage, Season

- 46.0 1960 (163 of 354)
- 46.4 1965 (168 of 362)
- 47.5 1964 (192 of 404)

Lowest Completion Percentage, Opp., Season

- 40.5 1960 (159 of 393)
- 41.6 1977 (154 of 370)
- 43.4 1975 (162 of 373)

Highest Completion Percentage, Game (10 att.)

- 87.5 @ Philadelphia, 11/6/83 (21 of 24)
- 86.7 @ N.Y. Giants, 10/10/76 (16 of 19)
- 85.7 @ Atlanta, 12/21/92 (18 of 21)



Highest Completion Percentage, Opponent, Game (10 att.)

85.7 @ Detroit, 12/11/60 (12 of 14)
84.2 @ New Orleans, 9/10/89 (16 of 19)
82.4 vs. N.Y. Giants, 9/29/91 (28 of 34)

Highest Completion Percentage, Both Teams, Game

80.6 @ N.Y. Giants, 10/10/76 (25 of 31)
78.7 vs. N.Y. Giants, 9/29/91 (48 of 61)
78.0 @ N.Y. Giants, 9/30/90 (39 of 50)

Lowest Completion Percentage, Game

22.7 vs. Washington, 12/12/76 (5 of 22)
28.6 vs. Washington, 9/26/65 (6 of 21)
29.0 vs. Phoenix, 10/30/88 (9 of 31)
29.0 @ Philadelphia, 12/15/91 (9 of 31)

Lowest Completion Percentage, Opp., Game

16.7 @ N.Y. Jets, 12/21/75 (2 of 12)
18.2 @ St. Louis, 10/23/60 (4 of 22)
21.1 @ Green Bay, 10/24/65 (4 of 19)

Lowest Completion Per., Both Teams, Game

28.6 @ N.Y. Jets, 12/21/75 (8 of 28)
30.4 @ St. Louis, 10/23/60 (14 of 46)
34.1 vs. Rams, 9/21/75 (14 of 41)

TOUCHDOWNS

Most Touchdowns, Passing, Season

31 1962, 1983
30 1980

Most Touchdowns, Passing, Opponent, Season

33 1962
31 1963
30 1988

Fewest Touchdowns, Passing, Season

10 1964
12 1990*, 1996*

Fewest Touchdowns, Passing, Opp., Season

10 1970, 1996
11 1978

Most Touchdowns, Passing, Game

5 Seven times, last @ Washington, 9/12/99 (OT)
4 Many times, last @ Pittsburgh, 8/31/97

Most Touchdowns, Passing, Opponent, Game

6 @ N.Y. Giants, 12/16/62
5 Four times, last @ Cleveland, 11/2/69

SACKS

TOTAL SACKS

Most Sacks, Season

62 1985
60 1966
58 1978

Most Sacks, Opponent, Season

68 1964
60 1986
55 1965
55 1966

Fewest Sacks, Season

20 1960, 1963
21 1961
23 1991*

Fewest Sacks, Opponent, Season

18 1995
19 1996, 1998
20 1994

Most Sacks, Game

12 @ Pittsburgh, 11/20/66
12 @ Houston, 9/29/85
11 @ Detroit, 10/6/75
11 @ N.Y. Jets, 10/4/87

Most Sacks, Opponent, Game

11 @ San Diego, 11/16/86
11 vs. Philadelphia, 9/15/91
10 vs. New England, 11/22/84

Most Sacks, Both Teams, Game

17 @ Pittsburgh, 11/20/66
15 @ San Diego, 11/16/86
14 Four times, last @ Houston, 9/29/85

Games With No Sacks Allowed, Season

8 1994
6 1995
5 Five times, last 1998

SACK YARDAGE

Most Sack Yardage, Season

459 1985
452 1969
442 1978

Most Sack Yardage, Opponent, Season

503 1964
498 1986
403 1987

Fewest Sack Yardage, Season

151 1991
161 1963
175 1960

Fewest Sack Yardage, Opponent, Season

93 1994
110 1998
112 1992

Most Sack Yardage, Game

84 vs. Detroit, 10/6/75
84 @ Houston, 11/24/74
82 @ Houston, 9/29/85

Most Sack Yardage, Opponent, Game

93 @ San Diego, 11/16/86
77 vs. San Francisco, 11/23/72
71 @ Atlanta, 9/15/74

INTERCEPTIONS

TOTAL INTERCEPTIONS

Most Interceptions, Season

37 1981
33 1985
29 1967

Most Interceptions, Opponent, Season

33 1960
28 1967
27 1961, 1988, 1989

Fewest Interceptions, Season

7 1989, 1997
10 1988
11 1990

Fewest Interceptions, Opponent, Season

6 1993
8 1998
10 1977, 1995

Most Interceptions, Game

7 @ Philadelphia, 9/26/71
6 vs. Washington, 9/9/85
5 Seven times, last vs. Miami, 11/25/99

Most Interceptions, Opponent, Game

5 Five times, last vs. Raiders, 11/9/86

YARDS GAINED

Most Yards, Season

549 1963
523 1980
482 1981

Most Yards, Opponent, Season

586 1961
437 1963
396 1989

Fewest Yards, Season

37 1989
67 1988
100 1960

Fewest Yards, Opponent, Season

47 1993
93 1974
100 1999

Most Yards, Game

183 vs. Washington, 11/3/63
154 vs. Atlanta, 9/20/99
150 @ Philadelphia, 9/26/71

Most Yards, Opponent, Game

138 vs. N.Y. Giants, 10/15/61
129 @ Minnesota, 10/18/70
127 @ Cleveland, 10/23/66

TOUCHDOWNS

Most Touchdowns By Interceptions, Season

4 1985, 1995, 1999
3 Six times, last 1994

Most Touchdowns By Interceptions, Opponent, Season

6 1961
5 1963
4 1964, 1984, 1990

**PUNTING****TOTAL PUNTS****Most Punts, Season**

108 1984
87 1986
86 1997

Most Punts, Opponent, Season

108 1978
103 1977
99 1984

Fewest Punts, Season

51 1972
55 1995*
56 1971, 1993

Fewest Punts, Opponent, Season

43 1961
50 1960
52 1963
55 1995*

Most Punts, Game

11 @ Atlanta, 9/15/74
11 vs. Green Bay, 9/23/84
10 Seven times, last vs. Chicago, 11/17/85

Most Punts, Opponent, Game

11 @ Rams, 9/30/62
11 vs. Buffalo, 11/15/76
11 vs. New England, 11/22/84
10 Many times, last @ N.Y. Giants, 9/21/98

Most Punts, Both Teams, Game

21 vs. Buffalo, 11/15/76
21 vs. New England, 11/22/84
20 vs. Green Bay, 9/23/84

Fewest Punts, Game

0 vs. Cleveland, 12/3/61
0 vs. Detroit, 9/15/68
0 vs. Baltimore, 9/4/78

Fewest Punts, Opponent, Game

0 vs. Philadelphia, 10/22/61
0 vs. N.Y. Giants, 9/29/91
1 11 times, last @ New Orleans, 12/19/94

Fewest Punts, Both Teams, Game

1 vs. Cleveland, 12/3/61
2 vs. Philadelphia, 10/22/61
3 Six times, last @ Atlanta, 10/29/95

Consecutive Punts, No Blocks

611 1989-98
396 1961-66
382 1978-83

Consecutive Punts, No Blocks, Opponent

591 1977-84
582 1992-99
330 1960-65

AVERAGE YARDAGE**Highest Average Distance, Punting, Season**

45.4 1962
44.2 1963
43.3 1969

Highest Average Distance, Punting, Opponent, Season

46.1 1996
45.5 1961
43.6 1997

Highest Avg. Distance, Punting, Game (4 punts)

55.3 vs. Chicago, 9/28/97
53.4 vs. New Orleans, 11/3/68
53.3 vs. Washington, 10/24/99

Highest Average Distance, Punting, Opponent, Game (4 punts)

54.4 @ Miami, 10/27/96
54.3 @ Cleveland, 10/17/65
54.0 vs. N.Y. Giants, 10/5/80

PUNT RETURNS**TOTAL RETURNS****Most Punt Returns, Season**

63 1978
62 1974
61 1977

Most Punt Returns, Opponent, Season

55 1984
53 1983
45 1987

Fewest Punt Returns, Season

18 1962
23 1963, 1995*

Fewest Punt Returns, Opponent, Season

15 1972
17 1961
18 1960
22 1995*

Most Punt Returns, Game

9 vs. Buffalo, 11/15/76
8 vs. Cleveland, 11/25/82
8 @ Houston, 12/13/82

Most Punt Returns, Opponent, Game

8 vs. N.Y. Giants, 11/4/84
7 Five times, last vs. Phoenix, 10/30/88

YARDS GAINED**Most Yards, Punt Returns, Season**

573 1974
556 1980
550 1992

Most Yards, Punt Returns, Opponent, Season

588 1983
459 1999
438 1990

Fewest Yards, Punt Returns, Season

81 1962
103 1961
134 1972
197 1989*

Fewest Yards, Punt Returns, Opponent, Season

41 1972
52 1964
83 1960
169 1993*

Most Yards, Punt Returns, Game

126 vs. Green Bay, 11/29/64
124 @ Philadelphia, 12/15/91
122 vs. Pittsburgh, 12/8/68

Most Yards, Punt Returns, Opponent, Game

123 @ N.Y. Giants, 10/18/99
112 @ St. Louis, 10/13/74
109 vs. St. Louis, 11/16/70

TOUCHDOWNS**Most Touchdowns, Punt Returns, Season**

2 1968, 1992, 1993, 1998
1 Nine times, last 1999

Most Touchdowns, Punt Returns, Opp., Season

1 Ten times, last 1999

KICKOFF RETURNS**TOTAL RETURNS****Most Kickoff Returns, Season**

77 1989
70 1983
69 1988

Most Kickoff Returns, Opponent, Season

85 1995
82 1994
78 1983

Fewest Kickoff Returns, Season

33 1973
36 1969, 1993*

Fewest Kickoff Returns, Opponent, Season

32 1960
43 1961
46 1989*

Most Kickoff Returns, Game

9 @ Minnesota, 10/18/70
8 Five times, last vs. Minnesota, 11/13/88

Most Kickoff Returns, Opponent, Game

10 vs. Detroit, 9/15/68
9 Five times, last vs. New England, 10/24/71

YARDS GAINED**Most Yards, Kickoff Returns, Season**

1,709 1989
1,520 1997
1,410 1988

*16-game record

**Most Yards, Kickoff Returns, Opponent, Season**

1,806 1983
1,709 1978, 1994

Fewest Yards, Kickoff Returns, Season

699 1992
718 1969
725 1973

Fewest Yards, Kickoff Returns, Opponent, Season

811 1960
853 1989*
948 1961

Most Yards, Kickoff Returns, Game

260 vs. San Francisco, 11/7/65
235 vs. Atlanta, 10/20/96
208 vs. Minnesota, 11/13/88

Most Yards, Kickoff Returns, Opponent, Game

261 @ Philadelphia, 11/6/66
258 vs. Green Bay, 10/3/93
219 vs. Baltimore, 9/4/78

TOUCHDOWNS**Most Touchdowns, Kickoff Returns, Season**

2 1971
1 Nine times, last 1994

Most Touchdowns, Kickoff Returns, Opponent, Season

3 1966
1 Six times, last 1993

FUMBLES**TOTAL FUMBLES****Most Fumbles, Season**

46 1961
45 1981
44 1986

Most Fumbles, Opponent, Season

44 1973
43 1975, 1981

Fewest Fumbles, Season

16 1992
18 1998
21 1968
21 1960

Fewest Fumbles, Opponent, Season

15 1994
16 1995
20 1979

Most Fumbles, Game

7 vs. N.Y. Giants, 10/11/71
6 Five times, last vs. St. Louis, 10/26/86

Most Fumbles, Opponent, Game

7 @ Washington, 11/28/65
7 vs. Kansas City, 11/10/75
6 Five times, last @ Arizona, 9/9/97

FUMBLES LOST**Most Fumbles Lost, Season**

21 1961, 1971, 1979

Most Fumbles Lost, Opponent, Season

25 1971
23 1973
21 1983

Fewest Fumbles Lost, Season

7 1998
9 1990, 1992
10 1966, 1994, 1999

Fewest Fumbles Lost, Opponent, Season

6 1995
9 1988, 1994, 1999

Most Fumbles Lost, Game

5 @ New Orleans, 11/3/68
5 vs. N.Y. Giants, 10/11/71
5 vs. Kansas City, 11/10/75

Most Fumbles Lost, Opponent, Game

5 Four times, last vs. Raiders, 10/23/83

Most Consecutive Games Without Losing Fumble

7 1998
5 1997
4 1991, 1992, 1994, 1996

PENALTIES**TOTAL PENALTIES****Most Penalties, Season**

141 1988
136 1999
131 1987

Most Penalties, Opponent, Season

120 1998
112 1995
108 1985

Fewest Penalties, Season

47 1961
62 1960, 1962
74 1991*

Fewest Penalties, Opponent, Season

38 1961
50 1965
52 1963, 1973
70 1979*

Most Penalties, Game

17 @ Cleveland, 12/4/88
16 @ N.Y. Jets, 10/4/87
16 @ Philadelphia, 10/23/88

Most Penalties, Opponent, Game

14 vs. Tampa Bay, 10/9/83
13 Five times, last vs. Philadelphia, 9/15/97

Most Penalties, Both Teams, Game

26 vs. Tampa Bay, 10/9/83
26 @ N.Y. Jets, 10/4/87
26 @ Cleveland, 12/4/88
25 vs. L.A. Rams, 10/18/81

Fewest Penalties, Game

0 @ St. Louis, 12/10/61
0 vs. Washington, 11/23/80
0 @ Washington, 11/5/89

Fewest Penalties, Opponent, Game

0 @ Pittsburgh, 10/21/62
0 @ Philadelphia, 12/5/65
1 21 times, last @ Washington, 10/1/95

YARDS PENALIZED**Most Yards Penalized, Season**

1,196 1999
1,148 1988
1,108 1998

Most Yards Penalized, Opponent, Season

990 1985
989 1980
917 1998

Fewest Yards Penalized, Season

427 1961
600 1960
610 1991*

Fewest Yards Penalized, Opponent, Season

362 1961
479 1963
483 1965
653 1993*

Most Yards Penalized, Game

161 @ Washington, 11/2/70
159 vs. Philadelphia, 10/13/68
152 vs. Minnesota, 11/26/98

Most Yards Penalized, Opponent, Game

185 vs. Tampa Bay, 10/9/83
166 @ St. Louis, 10/9/77
150 @ N.Y. Jets, 10/4/87

Most Yards Penalized, Both Teams, Game

294 vs. Tampa Bay, 10/9/83
281 @ N.Y. Jets, 10/4/87
275 @ St. Louis, 10/9/77

Fewest Yards Penalized, Game

0 @ St. Louis, 12/10/61
0 vs. Washington, 11/23/80
0 @ Washington, 11/5/89

Fewest Yards Penalized, Opponent, Game

0 @ Pittsburgh, 10/21/62
0 @ Philadelphia, 12/5/65
3 vs. Detroit, 9/15/68

**BLOCKED KICKS****BLOCKS**

(Extra Points, Field Goals and Punts)

Most, Season

- 14 1965
- 7 1968
- 6 1963, 1973
- 5 1978, 1986

Most, Season, Opponent

- 7 1973
- 6 1960
- 4 1965, 1977, 1989

Most, Game

- 3 @ Pittsburgh, 10/31/65
- 2 11 times, last vs. Detroit, 9/19/94

Most, Game, Opponent

- 3 @ Washington, 10/8/73
- 2 Eight times, last @ St. Louis, 11/11/84

BLOCKED EXTRA POINTS**Most, Season**

- 4 1965
- 2 1963, 1968, 1979*

Most, Season, Opponent

- 2 1960, 1979
- 1 6 times, last 1992

Most, Game

- 2 @ Pittsburgh, 10/31/65
- 1 Many times, last vs. Carolina, 10/11/98

Most, Game, Opponent

- 2 vs. Philadelphia, 9/30/60
- 2 @ Minnesota, 10/7/79
- 1 Six times, last @ Phoenix, 11/22/92

BLOCKED FIELD GOALS**Most, Season**

- 9 1965
- 5 1968
- 4 1963, 1969, 1973, 1978

Most, Season, Opponent

- 5 1973
- 4 1960
- 3 1965, 1991

Most, Game

- 2 Five times, last vs. Detroit, 9/19/94

Most, Game, Opponent

- 2 Five times, last @ St. Louis, 11/11/84

BLOCKED PUNTS**Most, Season**

- 4 1976
- 3 1991
- 2 1973, 1977, 1990, 1992

Most, Season, Opponent

- 2 1973, 1976, 1989

Most, Game

- 2 vs. N.Y. Giants, 10/21/73
- 2 @ Houston, 11/10/91
- 1 Many times, last @ Indianapolis, 10/31/99

Most, Game, Opponent

- 1 Many times, last @ Kansas City, 10/13/98

*16-game record

Cowboys Longest Plays**LONG RUNS FROM SCRIMMAGE**

- 99 - Tony Dorsett @ Minnesota, Jan. 3, 1983 (TD).
- 84 - Tony Dorsett vs. Philadelphia, Dec. 4, 1977 (TD).**
- 84 - Herschel Walker vs. Philadelphia, Dec. 14, 1986 (TD).
- 77 - Tony Dorsett @ St. Louis, Oct. 9, 1977 (TD).**
- 77 - Tony Dorsett @ Washington, Sept. 5, 1983.
- 75 - Tony Dorsett @ New England, Sept. 21, 1981 (TD).
- 75 - Emmitt Smith vs. Washington, Sept. 9, 1991 (TD).
- 73 - Amos Bullocks vs. Chicago, Nov. 18, 1962 (TD).**
- 71 - Amos Marsh vs. N.Y. Giants, Oct. 15, 1961.**
- 70 - Amos Marsh @ Washington, Nov. 4, 1962.
- 68 - Les Shy vs. Philadelphia, Oct. 9, 1966.**
- 68 - Emmitt Smith vs. N.Y. Giants, Nov. 26, 1992 (TD).
- 67 - Dan Reeves vs. Washington, Dec. 11, 1966 (TD).
- 64 - Jim Stiger @ Washington, Nov. 22, 1964.
- 63 - Tony Dorsett vs. New Orleans, Nov. 19, 1978.
- 63 - Paul Palmer @ Kansas City, Oct. 22, 1989 (TD).
- 63 - Emmitt Smith @ Minnesota, Nov. 8, 1999 (TD).
- 62 - Kelvin Edwards vs. Philadelphia, Oct. 11, 1987 (TD).
- 62 - Emmitt Smith @ Philadelphia, Oct. 31, 1993 (TD).
- 60 - Tony Dorsett vs. Atlanta, Oct. 27, 1985 (TD).
- 60 - Herschel Walker @ New England, Nov. 15, 1978 (TD).
- 60 - Emmitt Smith @ Phoenix, Sept. 22, 1991 (TD).
- 60 - Emmitt Smith @ N.Y. Giants, Sept. 4, 1995 (TD).

LONG FORWARD PASSES

- 95 - Don Meredith to Bob Hayes @ Washington, Nov. 13, 1966 (TD).
- 91 - Roger Staubach to Tony Dorsett vs. Baltimore, Sept. 4, 1978 (TD).
- 90 - Troy Aikman to Alvin Harper @ San Francisco, Nov. 13, 1994.
- 90 - Troy Aikman to Jason Tucker vs. N.Y. Giants, Jan. 2, 2000 (TD).
- 89 - Craig Morton to Bob Hayes @ Kansas City, Oct. 25, 1970 (TD).
- 87 - Troy Aikman to Michael Irvin vs. Phoenix, Sept. 20, 1992 (TD).
- 86 - Craig Morton to Lance Rentzel vs. Philadelphia, Nov. 1, 1970 (TD).
- 86 - Bernie Kosar to Emmitt Smith vs. Phoenix, Nov. 14, 1993.
- 85 - Eddie LeBaron to Amos Marsh @ L.A. Rams, Sept. 30, 1962 (TD).
- 85 - Roger Staubach to Bob Hayes @ N.Y. Giants, Dec. 12, 1971 (TD).

Bold denotes rookie



LONG PUNTS

- 84 - Ron Widby @ New Orleans, Nov. 3, 1968.
- 75 - Sam Baker @ L.A. Rams, Sept. 30, 1962.
- 75 - Billy Lothridge vs. N.Y. Giants, Oct. 11, 1964.**
- 73 - Danny White vs. L.A. Rams, Oct. 14, 1979.
- 72 - Toby Gowin vs. Chicago, Sept. 28, 1997.**
- 71 - Sam Baker @ N.Y. Giants, Dec. 16, 1962.
- 71 - Billy Lothridge vs. St. Louis, Sept. 12, 1964.**
- 67 - Dave Sherer @ St. Louis, Oct. 23, 1960.
- 65 - Toby Gowin @ Chicago, Oct. 18, 1998.
- 64 - Sam Baker vs. N.Y. Giants, Dec. 1, 1963.
- 64 - Mike Saxon vs. Atlanta, Dec. 22, 1991.
- 64 - Toby Gowin @ N.Y. Giants, Oct. 18, 1999.

LONG PUNT RETURNS

- 98 - Dennis Morgan @ St. Louis, Oct. 13, 1974 (TD).**
- 90 - Bob Hayes vs. Pittsburgh, Dec. 8, 1968 (TD).
- 85 - Kelvin Martin @ Philadelphia, Dec. 15, 1991 (TD).
- 83 - Kevin Williams vs. Washington, Nov. 20, 1994 (TD).
- 83 - Deion Sanders vs. Chicago, Sept. 28, 1997 (TD).
- 79 - Kelvin Martin vs. Washington, Sept. 7, 1992 (TD).
- 76 - Deion Sanders @ Indianapolis, Oct. 31, 1999.
- 74 - Kelvin Martin vs. L.A. Rams, Nov. 15, 1992 (TD).
- 70 - Deion Sanders vs. Washington, Oct. 24, 1999 (TD).
- 69 - Bob Hayes vs. St. Louis, Nov. 23, 1967 (TD).
- 69 - Mel Renfro vs. Green Bay, Nov. 29, 1964 (TD).**
- 69 - Deion Sanders @ Philadelphia, Nov. 2, 1998 (TD).

LONG KICKOFF RETURNS

- 102 - Alexander Wright vs. Atlanta, Dec. 22, 1991 (TD).
- 101 - Amos Marsh vs. Philadelphia, Oct. 14, 1962 (TD).
- 101 - Ike Thomas vs. N.Y. Jets, Dec. 4, 1971 (TD).**
- 100 - Mel Renfro vs. San Francisco, Nov. 7, 1965 (TD).
- 100 - Mark Washington @ Washington, Nov. 22, 1970 (TD).**
- 97 - Thomas Henderson vs. St. Louis, Sept. 28, 1975 (TD).**
- 97 - James Dixon @ Kansas City, Oct. 22, 1989 (TD).**
- 90 - James Dixon @ Green Bay, Oct. 8, 1989.**
- 90 - Alexander Wright vs. N.Y. Giants, Sept. 16, 1990 (TD).**
- 89 - Ike Thomas vs. L.A. Rams, Nov. 25, 1971 (TD).**
- 89 - Herschel Walker vs. Atlanta, Oct. 23, 1996.

LONG INTERCEPTION RETURNS

- 100 - Mike Gaechter vs. Philadelphia, Oct. 14, 1962 (TD).**
- 96 - Dennis Thurman @ Washington, Sept. 6, 1981.
- 95 - George Teague vs. Green Bay, Nov. 14, 1999 (TD).
- 94 - Darren Woodson @ Philadelphia, Dec. 4, 1994 (TD).
- 90 - Mel Renfro @ St. Louis, Oct. 4, 1965 (TD).
- 87 - Greg Ellis vs. Atlanta, Sept. 20, 1999 (TD).
- 86 - Mike Gaechter vs. Washington, Nov. 3, 1963.
- 79 - Thomas Henderson vs. Tampa Bay, Oct. 2, 1977 (TD).
- 78 - Dennis Thurman @ St. Louis, Nov. 2, 1980 (TD).
- 74 - Jim Ridlon @ N.Y. Giants, Nov. 8, 1964 (TD).

LONG FUMBLE RETURNS

- 98 - Greg Ellis vs. Arizona, Oct. 3, 1999 (TD).
- 97 - Chuck Howley @ Atlanta, Oct. 2, 1966 (TD).
- 86 - Michael Downs @ Houston, Dec. 13, 1982 (TD).
- 84 - Don Bishop vs. St. Louis, Oct. 28, 1962 (TD).
- 77 - Jim Jeffcoat vs. Washington, Sept. 24, 1989 (TD).
- 72 - Benny Barnes @ San Francisco, Oct. 11, 1981 (TD).
- 63 - Jim Ridlon vs. Philadelphia, Dec. 6, 1964 (TD).
- 58 - Chuck Howley vs. San Francisco, Nov. 7, 1965.
- 54 - Mike Montgomery vs. Detroit, Oct. 30, 1972 (TD).
- 42 - Bob Lilly @ St. Louis, Dec. 15, 1963 (TD).

LONG RETURNS OF FIELD GOAL ATTEMPTS

- 94 - Jerry Norton @ St. Louis, Dec. 9, 1962 (TD).
- 62 - Ron Fellows vs. New Orleans, Sept. 25, 1983 (TD).
- 60 - Mike Gaechter @ Washington, Nov. 28, 1965 (TD).
- 60 - Obert Logan @ N.Y. Giants, Dec. 19, 1965 (TD).**
- 51 - Bernard Ford @ Philadelphia, Dec. 10, 1989.

Bold denotes rookie



Cowboys Big Days

RUSHING

1. 237 - Emmitt Smith @ Philadelphia, Oct. 31, 1993 (30 carries).
2. **206 - Tony Dorsett vs. Philadelphia, Dec. 4, 1977 (23 carries).**
3. 183 - Tony Dorsett @ N.Y. Giants, Nov. 9, 1980 (24 carries).
4. 182 - Emmitt Smith @ Phoenix, Sept. 22, 1991 (23 carries).
5. 175 - Tony Dorsett @ Baltimore, Dec. 6, 1981 (30 carries).
6. 174 - Emmitt Smith @ Atlanta, Dec. 21, 1992 (24 carries).
7. 173 - Herschel Walker @ New England, Nov. 15, 1987 (28 carries).
8. 172 - Emmitt Smith vs. Philadelphia, Dec. 6, 1993 (23 carries).
9. 171 - Emmitt Smith @ Pittsburgh, Sept. 4, 1994 (31 carries).
10. 168 - Emmitt Smith @ N.Y. Giants, Jan. 2, 1994 (32 carries).
11. 167 - Emmitt Smith @ Atlanta, Oct. 29, 1995 (26 carries).
12. 163 - Emmitt Smith vs. Philadelphia, Nov. 1, 1992 (30 carries).
- 163 - Emmitt Smith vs. N.Y. Giants, Nov. 7, 1994 (35 carries).
- 163 - Emmitt Smith @ N.Y. Giants, Sept. 4, 1995 (21 carries).
- 163 - Emmitt Smith vs. N.Y. Giants, Nov. 8, 1998 (29 carries).
16. 162 - Tony Dorsett @ New England, Sept. 21, 1981 (19 carries).
17. 160 - Emmitt Smith vs. Atlanta, Dec. 22, 1991 (32 carries).
18. 159 - Tony Dorsett vs. L.A. Rams, Oct. 18, 1981 (27 carries).
- 159 - Tony Dorsett @ Houston, Sept. 29, 1985 (23 carries).
20. 158 - Emmitt Smith vs. Philadelphia, Nov. 6, 1995 (27 carries).
21. 155 - Emmitt Smith vs. Washington, Nov. 28, 1996 (29 carries).
22. 154 - Tony Dorsett vs. St. Louis, Sept. 24, 1978 (21 carries).
23. 153 - Calvin Hill vs. San Francisco, Nov. 10, 1974 (32 carries).
- 153 - Tony Dorsett @ Minnesota, Jan. 3, 1983 (16 carries).
- 153 - Emmitt Smith vs. Washington, Dec. 26, 1993 (21 carries).
26. 152 - Tony Dorsett vs. New Orleans, Nov. 19, 1978 (25 carries).
- 152 - Emmitt Smith @ L.A. Raiders, Oct. 25, 1992 (29 carries).
28. 151 - Tony Dorsett @ Washington, Sept. 5, 1983 (14 carries).
29. 150 - Calvin Hill @ Washington, Nov. 16, 1969 (27 carries).
- 150 - Emmitt Smith @ Minnesota, Sept. 17, 1995 (20 carries).
31. 149 - Tony Dorsett @ Green Bay, Nov. 12, 1978 (23 carries).
- 149 - Herschel Walker @ Phoenix, Sept. 12, 1988 (29 carries).
33. 147 - Tony Dorsett vs. Baltimore, Sept. 4, 1978 (15 carries).
34. 145 - Tony Dorsett @ Minnesota, Oct. 7, 1979 (21 carries).
35. 143 - Emmitt Smith vs. Detroit, Sept. 19, 1994 (29 carries).

100-YARD RUSHING GAMES - CAREER

	100-YARD GAMES	TEAM RECORD	PCT.
Emmitt Smith.....	64	50-14	.836
Tony Dorsett.....	43	39-4	.907
Calvin Hill.....	16	14-2	.875
Don Perkins.....	10	5-4-1	.550
Herschel Walker.....	9	5-4	.556
Duane Thomas.....	6	6-0	1.000
Robert Newhouse.....	5	5-0	1.000
Walt Garrison.....	2	2-0	1.000
Scott Laidlaw.....	2	2-0	1.000
Amos Marsh.....	2	2-0	1.000
Dan Reeves.....	2	1-1	.500
Paul Palmer.....	1	1-0	1.000
Chris Warren.....	1	1-0	1.000
Preston Pearson.....	1	0-1	.000
Total.....	164	133-30-1	.814

RECEIVING

1. 246 - Bob Hayes @ Washington, Nov. 13, 1966 (9 catches).
2. 241 - Frank Clarke vs. Washington, Sept. 16, 1962 (10 catches).
3. 223 - Lance Rentzel vs. Washington, Nov. 19, 1967 (13 catches).
4. 213 - Tony Hill vs. Philadelphia, Nov. 12, 1979 (7 catches).
5. 210 - Michael Irvin vs. Phoenix, Sept. 20, 1992 (8 catches).
6. **203 - James Dixon @ Phoenix, Nov. 12, 1989 (6 catches).**
- 203 - Kevin Williams @ Arizona, Dec. 25, 1995 (9 catches).
8. 198 - Michael Irvin @ Arizona, Dec. 8, 1996 (8 catches).
9. 195 - Bob Hayes vs. N.Y. Giants, Sept. 18, 1966 (6 catches).
10. 190 - Frank Clarke @ San Francisco, Nov. 10, 1963 (8 catches).
11. 188 - Drew Pearson @ Detroit, Oct. 6, 1975 (6 catches).
12. 187 - Bob Hayes vs. Houston, Dec. 20, 1970 (6 catches).
13. 186 - Michael Irvin @ Miami, Oct. 27, 1996 (12 catches).
14. 181 - Bob Hayes vs. Baltimore, Dec. 13, 1969 (5 catches).
- 181 - Tony Hill @ Detroit, Sept. 15, 1985 (11 catches).
16. **177 - Bob Hayes vs. Philadelphia, Oct. 10, 1965 (8 catches).**
17. 170 - Bob Hayes @ Pittsburgh, Oct. 22, 1967 (7 catches).
- 170 - Herschel Walker vs. Philadelphia, Dec. 14, 1986 (9 catches).
19. 169 - Michael Irvin vs. Atlanta, Dec. 22, 1991 (10 catches).



Receiving, cont.

20. 168 - Frank Clarke @ N.Y. Giants, Oct. 20, 1963 (4 catches).
 168 - Michael Irvin vs. L.A. Rams, Nov. 15, 1992 (8 catches).
 168 - Michael Irvin vs. San Francisco, Oct. 17, 1993 (12 catches).

100-YARD RECEIVING GAMES - CAREER

	100-YARD GAMES	TEAM RECORD	PCT.
Michael Irvin	47	36-11	.766
Tony Hill	26	17-9	.654
Bob Hayes	21	16-5	.762
Drew Pearson	19	11-8	.579
Lance Rentzel	12	10-2	.833
Frank Clarke	12	4-6-2	.417
Alvin Harper	6	4-2	.667
Bill Howton	5	1-4	.200
Jay Novacek	4	1-3	.250
Doug Cosbie	4	2-2	.500
Mike Renfro	4	2-2	.500
Raghib Ismail	3	3-0	1.000
Ray Alexander	3	1-2	.333
Herschel Walker	3	1-2	.333
Doug Donley	2	2-0	1.000
Billy Joe DuPree	2	2-0	1.000
Preston Pearson	2	2-0	1.000
Dan Reeves	2	2-0	1.000
Ron Sellers	2	2-0	1.000
Mike Sherrard	2	2-0	1.000
Emmitt Smith	2	2-0	1.000
Kelvin Edwards	2	1-1	.500
Lee Folkins	2	1-1	.500
Jason Tucker	2	1-1	.500
Jim Doran	2	0-2	.000
Cornell Burbage	1	1-0	1.000
Buddy Dial	1	1-0	1.000
Tony Dorsett	1	1-0	1.000
Ernie Mills	1	1-0	1.000
Ron Springs	1	1-0	1.000
Kevin Williams	1	1-0	1.000
Tommy McDonald	1	0-0-1	.500
James Dixon	1	0-1	.000
Butch Johnson	1	0-1	.000
Karl Powe	1	0-1	.000
Total	201	133-65-3	.669

PASSING

1. 460 - Don Meredith @ San Francisco, Nov. 10, 1963 (30 of 48).
 2. 455 - Troy Aikman vs. Minnesota, Nov. 26, 1998 (34 of 57).
 3. 406 - Don Meredith @ Washington, Nov. 13, 1966 (21 of 29).
 4. 394 - Don Meredith vs. Philadelphia, Oct. 9, 1966 (19 of 26).
 5. 389 - Gary Hogeboom @ San Francisco, Dec. 22, 1985 (28 of 49).
6. 379 - Troy Aikman @ Phoenix, Nov. 12, 1989 (21 of 40).
 7. 377 - Danny White vs. Tampa Bay, Oct. 9, 1983 (29 of 44).
 8. 363 - Troy Aikman @ Miami, Oct. 27, 1996 (33 of 41).
 9. 362 - Danny White vs. Atlanta, Oct. 27, 1985 (27 of 47).
 362 - Troy Aikman @ Washington, Sept. 12, 1999 (28 of 49).
 11. 359 - Danny White @ Washington, Dec. 13, 1987 (27 of 49).
 12. 358 - Don Meredith vs. N.Y. Giants, Sept. 18, 1966 (14 of 24).
 13. 356 - Troy Aikman vs. Tennessee, Nov. 27, 1997 (27 of 42).
 14. 354 - Danny White vs. Miami, Oct. 25, 1981 (22 of 32).
 15. 350 - Troy Aikman @ Arizona, Dec. 25, 1995 (21 of 32).
 16. 349 - Craig Morton vs. Houston, Dec. 20, 1970 (13 of 17).
 17. 347 - Danny White vs. Pittsburgh, Sept. 13, 1982 (25 of 36).
 18. 345 - Eddie LeBaron vs. Pittsburgh, Sept. 24, 1960 (15 of 28).
 19. 343 - Gary Hogeboom @ L.A. Rams, Sept. 3, 1984 (33 of 47).
 20. 342 - Danny White @ N.Y. Giants, Oct. 6, 1985 (31 of 46).
 342 - Steve Pelluer @ Philadelphia, Oct. 23, 1988 (32 of 46).

300-YARD PASSING GAMES - CAREER

	300-YARD GAMES	TEAM RECORD	PCT.
Troy Aikman	12	6-6	.500
Danny White	10	5-5	.500
Don Meredith	7	6-1	.857
Roger Staubach	5	3-2	.600
Steve Pelluer	4	2-2	.500
Gary Hogeboom	3	2-1	.667
Jason Garrett	1	1-0	1.000
Eddie LeBaron	1	0-1	.000
Craig Morton	1	1-0	1.000
Total	44	26-18	.591

Bold denotes rookie



The Last Time . . .

400 YARDS TOTAL OFFENSE

- By Cowboys** – 437, vs. N.Y. Giants, 1/2/00
 Playoffs – 438, vs. Minnesota, 12/28/96
By Opponents – 414, @ Indianapolis, 10/31/99
 Playoffs – 415, @ San Francisco, 1/17/93

500 YARDS TOTAL OFFENSE

- By Cowboys** – 541, @ Washington, 9/12/99 (OT)
 Playoffs – 528, vs. L.A. Rams, 12/28/80
By Opponents – 504, @ Washington, 9/12/99
 Playoffs – Has never happened

300 YARDS PASSING IN A GAME BY A PLAYER

- By Cowboys** – Troy Aikman, 362, @ Washington, 9/12/99 (OT)
 Playoffs – Troy Aikman, 380, @ San Francisco, 1/15/95
By Opponents – Kerry Collins, 314, vs. N.Y. Giants, 1/2/00
 Playoffs – Brett Favre, 307, Green Bay, 1/14/96

400 YARDS PASSING IN A GAME BY A PLAYER

- By Cowboys** – Troy Aikman, 455, vs. Minnesota, 11/26/98
 Playoffs – Has never happened
By Opponents – Jake Plummer, 465, @ Arizona, 11/15/98
 Playoffs – Has never happened

4 TOUCHDOWN PASSES IN A GAME BY A PLAYER

- By Cowboys** – Troy Aikman, (5TDs), @ Washington, 9/12/99 (OT)
 Playoffs – Troy Aikman, vs. Buffalo, 1/31/93
By Opponents – Randall Cunningham, Minnesota, 11/26/98
 Playoffs – Terry Bradshaw, Pittsburgh, 1/21/79

100 YARDS RUSHING IN A GAME BY A PLAYER

- By Cowboys** – Emmitt Smith, 122, vs. N.Y. Giants, 1/2/00
 Playoffs – Emmitt Smith, 116, vs. Minnesota, 12/28/96
By Opponents – Curtis Martin, 113, vs. N.Y. Jets, 12/19/99
 Playoffs – Robert Smith, 140, @ Minnesota, 1/9/00

200 YARDS RUSHING IN A GAME BY A PLAYER

- By Cowboys** – Emmitt Smith, 237, @ Philadelphia, 10/31/93
 Playoffs – Has never happened
By Opponents – Greg Bell, 206, @ Buffalo, 11/18/84
 Playoffs – Eric Dickerson, 248, @ L.A. Rams, 1/4/86

3 TOUCHDOWNS RUSHING IN A GAME BY A PLAYER

- By Cowboys** – Emmitt Smith (2, 1, 4), vs. Minnesota, 11/26/98
 Playoffs – Emmitt Smith (1, 5, 16), vs. Green Bay, 1/14/96
By Opponents – Terrell Davis (63, 59, 3), @ Denver, 9/13/98
 Playoffs – Larry Schreiber (1, 1, 1), @ San Francisco, 12/23/72

100 YARDS RECEIVING IN A GAME BY A PLAYER

- By Cowboys** – Jason Tucker, 122, vs. N.Y. Giants, 1/2/00
 Playoffs – Raghieb Ismail, 163, @ Minnesota, 1/9/00
By Opponents – Tiki Barber, 100, vs. N.Y. Giants, 1/2/00
 Playoffs – Randy Moss, 127, @ Minnesota, 1/9/00

3 TOUCHDOWN CATCHES IN A GAME BY A PLAYER

- By Cowboys** – Michael Irvin (87, 41, 4), vs. Phoenix, 9/20/92
 Playoffs – Preston Pearson (18, 15, 19), @ L.A. Rams, 1/14/76
By Opponents – Randy Moss (51, 56, 56), Minnesota, 11/26/98
 Playoffs – Has never happened

3 TOUCHDOWNS IN A GAME BY A PLAYER

- By Cowboys** – Emmitt Smith (3 rushing), vs. Minnesota, 11/26/98
 Playoffs – Emmitt Smith (3 rushing), vs. Green Bay, 1/14/96
By Opponents – Randy Moss (3 receiving), Minnesota, 11/26/98
 Playoffs – Larry Schreiber (3 rushing), @ San Francisco, 12/23/72

4 TOUCHDOWNS IN A GAME BY A PLAYER

- By Cowboys** – Emmitt Smith (4 rushing), @ N.Y. Giants, 9/4/95
 Playoffs – Has never happened
By Opponents – Sterling Sharpe (4 receiving), Green Bay, 11/24/94
 Playoffs – Has never happened

3 INTERCEPTIONS IN A GAME BY A PLAYER

- By Cowboys** – Dennis Thurman, vs. Philadelphia, 12/13/81
 Playoffs – Dennis Thurman, vs. Green Bay, 1/16/83
By Opponents – Roger Wehril, @ St. Louis, 12/7/75
 Playoffs – Has never happened

PUNT RETURNED FOR A TOUCHDOWN

- By Cowboys** – Deion Sanders, 70 yards, vs. Washington, 10/24/99
 Playoffs – Golden Richards, 63 yards, vs. Minnesota, 12/30/73
By Opponents – Tiki Barber, 85 yards, @ N.Y. Giants, 10/18/99
 Playoffs – Has never happened

KICKOFF RETURNED FOR A TOUCHDOWN

- By Cowboys** – Kevin Williams, 87 yards, vs. Arizona, 10/9/94
 Playoffs – Has never happened
By Opponents – Robert Brooks, 95 yards, Green Bay, 10/3/93
 Playoffs – Vic Washington, 97 yards, @ San Francisco, 12/23/72

**INTERCEPTION RETURNED FOR A TOUCHDOWN**

- By Cowboys** – Dexter Coakley, 46 yards, vs. Miami, 11/25/99
 Playoffs – George Teague, 29 yards, vs. Minnesota, 12/28/96
By Opponents – Sam Adams, 25 yards, Seattle, 11/22/98
 Playoffs – Eric Davis, 44 yards, @ San Francisco, 1/15/95

FUMBLE RETURNED FOR A TOUCHDOWN

- By Cowboys** – Greg Ellis, 98 yards, vs. Arizona, 10/3/99
 Playoffs – James Washington, 46 yards, vs. Buffalo, 1/30/94
By Opponents – Fred Weary, 58 yards, @ New Orleans, 12/24/99
 Playoffs – Hugh Green, 60 yards, Tampa Bay, 1/9/83

PUNT BLOCKED

- By Cowboys** – Lemanski Hall, @ Indianapolis, 10/31/99
 Playoffs – Darrick Brownlow, @ Chicago, 12/29/91
By Opponents – Brian Roche, @ Kansas City, 12/13/98
 Playoffs – Bernardo Harris, Green Bay, 1/14/96

PUNT BLOCKED FOR A TOUCHDOWN

- By Cowboys** – Ken Norton, @ N.Y. Giants, (Robert Williams runs 3 yards), 9/13/92
 Playoffs – Has never happened
By Opponents – Miles McPherson, @ San Diego, (Derrie Nelson runs 21 yards), 11/13/83
 Playoffs – Has never happened

PUNT BLOCKED FOR A SAFETY

- By Cowboys** – Issiac Holt, vs. Washington, 9/7/92
 Playoffs – Has never happened
By Opponents – Ron McGovern, @ Kansas City, 10/22/89
 Playoffs – Reggie Harrison, Pittsburgh, 1/18/76

SAFETY SCORED

- By Cowboys** – Scott Player forced out of end zone by Darren Hambrick, @ Arizona, 11/21/99
 Playoffs – Ball snapped over Rohn Starkis head out of end zone, @ Carolina, 1/5/97
By Opponents – Troy Aikman, intentional grounding in end zone, @ New Orleans, 12/6/98
 Playoffs – Reggie Harrison, Pitt., blocked Mitch Hoopes punt out of end zone, 1/18/76

FIELD GOAL BLOCKED

- By Cowboys** – Flozell Adams, vs. Miami, 11/25/99
 Playoffs – Aaron Mitchell, @ Philadelphia, 1/11/81
By Opponents – Michael Bankston, @ Arizona, 9/7/97
 Playoffs – Frank Nunley, @ San Francisco, 1/2/72

BLOCKED FIELD GOAL RETURNED FOR A TOUCHDOWN

- By Cowboys** – Ron Fellows, vs. New Orleans, 62 yards, (blocked by Ed Jones), 9/25/83
 Playoffs – Has never happened
By Opponents – William White, @ Detroit, 55 yards, (blocked by Marc Spindler), 10/27/91
 Playoffs – Has never happened

PAT KICK MISSED

- By Cowboys** – Chris Boniol, @ Miami, 10/27/96
 Playoffs – Lin Elliott, @ San Francisco, 1/17/93
By Opponents – John Kasay (blocked), Carolina, 10/11/98
 Playoffs – Jan Stenerud, Green Bay, 1/16/83

PAT KICK BLOCKED

- By Cowboys** – Chad Hennings, vs. Carolina, 10/10/98
 Playoffs – Rod Hill, vs. Green Bay, 1/16/83
By Opponents – Shawn Patterson, @ Green Bay, 10/8/89
 Playoffs – Carl Eller, Minnesota, 1/1/78

TWO POINT ATTEMPT MADE

- By Cowboys** – Emmitt Smith pass from Troy Aikman, vs. Washington, 11/16/97
 Playoffs – Has never happened
By Opponents – Joe Montgomery run, vs. N.Y. Giants, 1/2/00
 Playoffs – Cris Carter pass from Brad Johnson, vs. Minnesota, 12/28/96

TWO POINT ATTEMPT FAILED

- By Cowboys** – Daryl Johnston pass from Troy Aikman comes up short, vs. Minnesota, 11/26/98
 Playoffs – Troy Aikman pass incomplete, @ Carolina, 1/5/97
By Opponents – Ray Lucas run comes up short, vs. N.Y. Jets, 12/19/99
 Playoffs – Brett Favre pass incomplete, Green Bay, 1/8/95

50 POINTS SCORED IN A GAME

- By Cowboys** – Dallas 51, Seattle, 7, 11/27/80
 Playoffs – Dallas 52, Buffalo 17, 1/31/93
By Opponents – @ Cincinnati 50, Dallas 24, 12/8/85
 Playoffs – Has never happened

40 POINTS SCORED IN A GAME

- By Cowboys** – Dallas 41, Washington 35, 9/12/99 (OT)
 Playoffs – Dallas 40, Minnesota 15, 12/28/96
By Opponents – vs. Minnesota 46, Dallas 36, 11/26/98
 Playoffs – Has never happened

SHUTOUT SCORED IN A GAME

- By Cowboys** – Dallas 20, vs. Miami, 0, 11/25/99
 Playoffs – Dallas 38, Tampa Bay 0, 1/2/82
By Opponents – Philadelphia 24, Dallas 0, 9/15/91
 Playoffs – @ L.A. Rams 20, Dallas 0, 1/4/86

The Playoff Records





Cowboys Career Playoff Records

RUSHING

Player	G	Att.	Yds.	Avg.	Long	TD
1. Smith, Emmitt (1990-99)	17	349	1,586	4.5	65	19
2. Dorsett, Tony (1977-85)	17	302	1,383	4.6	53	9
3. Newhouse, Robert (1972-83)	23	174	651	3.7	19	3
4. Thomas, Duane (1970-71)	6	130	520	4.0	23	4
5. Garrison, Walt (1966-74)	15	126	493	4.0	19	0
6. Staubach, Roger (1969-79)	20	76	432	5.7	29	0
7. Hill, Calvin (1969-74)	8	90	335	3.8	48	2
8. Perkins, Don (1961-68)	4	66	284	4.0	24	3
9. Springs, Ron (1979-83)	9	42	201	4.8	32	2
10. Dennison, Doug (1974-78)	7	38	130	3.4	14	2

RECEIVING

Player	G	No.	Yds.	Avg.	Long	TD
1. Irvin, Michael (1988-98)	16	87	1,315	15.1	53	8
2. Pearson, Drew (1973-83)	22	67	1,105	16.5	83t	8
3. Novacek, Jay (1990-96)	13	62	645	10.4	25	6
4. Hill, Tony (1977-85)	17	46	618	13.4	49	4
Dorsett, Tony (1977-85)	17	46	403	8.8	32	1
Smith, Emmitt (1990-99)	17	46	342	7.4	28	2
7. Pearson, Preston (1975-80)	13	43	504	11.7	34	3
8. DuPree, Billy Joe (1973-83)	22	38	438	11.5	28	4
9. Johnston, Daryl (1989-98)	16	37	247	6.7	26	1
10. Hayes, Bob (1965-74)	15	27	425	15.7	86t	3

RUSHING-RECEIVING

Player	G	Rushing	Receiving	Total
1. Smith, Emmitt (1990-99)	17	1,586	342	1,928
2. Dorsett, Tony (1977-85)	17	1,383	403	1,786
3. Irvin, Michael (1988-98)	16	0	1,315	1,315
4. Pearson, Drew (1973-83)	22	16	1,105	1,121
5. Newhouse, Robert (1972-83)	23	651	69	720
6. Garrison, Walt (1966-74)	15	493	155	648
7. Novacek, Jay (1990-96)	13	0	645	645
8. Pearson, Preston (1975-80)	13	135	504	639
9. Hill, Tony (1977-85)	17	-6	618	612
10. Thomas, Duane (1970-71)	6	520	72	592

PASSING (Min. 150 Attempts)

Player	G	Att.	Comp.	Pct.	Yds.	TD	Int.	Rating
1. Aikman, Troy (1989-99)	16	502	320	63.7	3,849	23	17	88.3
2. Staubach, Roger (1969-79) ...	20	410	223	54.4	2,791	24	19	76.0
3. White, Danny (1976-88)	18	360	206	57.2	2,284	15	16	71.6



SCORING

Player	G	TD	PAT	2PT	FG	Total
1. Smith, Emmitt (1990-99)	17	21	—	—	—	126
2. Septien, Rafael (1978-85)	13	—	40	—	18	94
3. Boniol, Chris (1994-96)	7	—	24	—	13	63
4. Dorsett, Tony (1977-85)	17	10	—	—	—	60
5. Fritsch, Toni (1971-73, 1975)	7	—	15	—	12	51
6. Pearson, Drew (1973-83)	22	8	—	—	—	48
Irvin, Michael (1988-95)	13	8	—	—	—	48
8. Clark, Mike (1968-71, 73)	8	—	14	—	9	41
9. Novacek, Jay (1990-95)	13	6	—	—	—	36
10. Murray, Eddie (1994, 1999)	4	—	12	—	7	33

FIELD GOALS (Min. 10 Made)

Player	G	Att.	Made	Pct.	Long
1. Boniol, Chris (1994-96)	7	15	13	86.7	51
2. Septien, Rafael (1978-85)	15	21	18	85.7	50
Fritsch, Toni (1971-73, 1975)	7	14	12	85.7	45

PUNTING (Min. 25 Punts)

Player	G	No.	Avg.	Long	Blk
1. Saxon, Mike (1985-92)	6	26	43.5	57	1
2. Jett, John (1993-96)	10	33	42.9	59	1
3. Widby, Ron (1968-71)	8	51	40.1	65	0
4. White, Danny (1976-83)	17	84	36.6	53	0

PUNT RETURNS (Min. 10)

Player	G	No.	Yds.	Avg.	Long	TD
1. Hayes, Bob (1965-74)	15	12	151	12.6	68	0
2. Johnson, Butch (1976-83)	17	19	208	11.0	44	0
3. Jones, James (1980-82)	5	16	147	9.2	43	0

KICKOFF RETURNS (Min. 10)

Player	G	No.	Yds.	Avg.	Long	TD
1. Harris, Cliff (1970-79)	21	11	243	22.1	34	0
2. Williams, Kevin (1993-96)	10	23	505	22.0	50	0
3. Martin, Kelvin (1987-92)	5	11	237	21.5	39	0
4. Jones, James (1980-82, 1984-85)	6	13	267	20.5	33	0
5. Fellows, Ron (1981-85)	6	11	191	17.4	33	0
6. Johnson, Butch (1976-83)	17	12	207	17.3	26	0

INTERCEPTIONS

Player	G	No.	Yds.	Avg.	Long	TD
1. Waters, Charlie (1970-78, 1980-81)	25	9	124	13.8	29	0
2. Thurman, Dennis (1978-85)	13	7	126	18.0	39t	1
3. Harris, Cliff (1970-79)	21	6	103	17.2	30	0
4. Brown, Larry (1991-95, 1998)	14	5	105	21.0	44	0
5. Howley, Chuck (1961-73)	11	4	89	22.3	41	0
Lewis, D.D. (1968-81)	27	4	64	16.0	23	0
Jordan, Lee Roy (1963-76)	19	4	34	8.5	41	0
Renfro, Mel (1964-77)	21	4	32	8.0	19	0
9. Washington, James (1990-93)	8	3	46	15.3	21	0
Everett, Thomas (1992-93)	6	3	36	12.0	22	0
Woodson, Darren (1992-98)	14	3	24	8.0	19	0
Walls, Everson (1981-85)	7	3	20	6.7	20	0
Hughes, Randy (1975-80)	12	3	1	0.3	1	0
Barnes, Benny (1972-82)	21	3	0	0.0	0	0



Cowboys Individual Playoff Records

SERVICE

Most Games, Career

- 27 D.D. Lewis, 1968, 1970-81
- 26 Larry Cole, 1968-80
- 25 Charlie Waters, 1970-78, 1980-81

SCORING

POINTS

Career

- 126 Emmitt Smith, 1990-99 (21-td)
- 94 Rafael Septien, 1978-85 (40-pat, 18-fg)
- 63 Chris Boniol, 1994-96 (24-pat, 13-fg)

Game

- 18 Craig Baynham, vs. Cleveland, 12/24/67
- 18 Preston Pearson, @ L.A. Rams, 1/4/76
- 18 Emmitt Smith, vs. Green Bay, 1/14/96

Game, Opponent

- 18 Larry Schreiber, @ San Francisco, 12/23/72
- 14 Curt Knight, @ Washington, 12/31/72
- 14 John Kasay, @ Carolina, 1/5/97

TOUCHDOWNS

Career

- 21 Emmitt Smith, 1990-99 (19-r, 2-p)
- 10 Tony Dorsett, 1977-85 (9-r, 1-p)
- 8 Drew Pearson, 1973-83 (8-p)
- 8 Michael Irvin, 1988-98 (8-p)

Game

- 3 Craig Baynham, vs. Cleveland, 12/24/67 (2-r, 1-p)
- 3 Preston Pearson, @ L.A. Rams, 1/4/76 (3-p)
- 3 Emmitt Smith, vs. Green Bay 1/14/96 (3-r)

Game, Opponent

- 3 Larry Schreiber, @ San Francisco, 12/23/72 (3-r)

Most Consecutive Games Scoring Touchdown

- 8 Emmitt Smith, 1993-96
- 5 Duane Thomas, 1970-71
- 3 Tony Dorsett, 1977-78
- 3 Tony Dorsett, 1981-82
- 3 Emmitt Smith, 1992
- 3 Alvin Harper, 1992-93
- 3 Jay Novacek, 1992-93

POINTS AFTER TOUCHDOWNS

Most Attempted, Career

- 40 Rafael Septien, 1978-85
- 24 Chris Boniol, 1994-96
- 15 Toni Fritsch, 1971-73, 1975

Most Attempted, Game

- 7 Danny Villanueva, vs. Cleveland, 12/24/67
- 7 Lin Elliott, vs. Buffalo, 1/31/93

Most Made, Career

- 40 Rafael Septien, 1978-85
- 24 Chris Boniol, 1994-96
- 15 Toni Fritsch, 1971-73, 1975

Most Made, Game

- 7 Danny Villanueva, vs. Cleveland, 12/24/67
- 7 Lin Elliott, vs. Buffalo, 1/31/93

Made, Opponent

- 5 Don Cockroft, vs. Cleveland, 12/28/69
- 5 Roy Gerela, vs. Pittsburgh, 1/21/79
- 5 Eddie Murray, @ Detroit, 1/5/92
- 5 Doug Brien, @ San Francisco, 1/15/95

Most Made, No Misses, Career

- 40 Rafael Septien, 1978-85
- 24 Chris Boniol, 1994-96
- 15 Toni Fritsch, 1971-73, 1975

FIELD GOALS

Most Attempted, Career

- 21 Rafael Septien, 1978-86
- 15 Chris Boniol, 1994-96
- 14 Toni Fritsch, 1972-76
- 14 Mike Clark, 1968-71, 1973

Most Attempted, Game

- 5 Efen Herrera, vs. Denver, 1/15/78
- 4 Mike Clark, @ Cleveland, 12/21/68
- 4 Chris Boniol, vs. Minnesota, 12/28/96

Most Attempted, Opponent, Game

- 6 David Ray, vs. L.A. Rams, 12/23/73
- 4 Curt Knight, @ Washington, 12/31/72
- 4 John Kasay, @ Carolina, 1/5/97

Most Made, Career

- 18 Rafael Septien, 1978-86
- 13 Chris Boniol, 1994-96
- 12 Toni Fritsch, 1972-76

Most Made, Game

- 4 Chris Boniol, vs. Minnesota, 12/28/96
- 3 7 times, last by Chris Boniol @ Carolina, 1/5/97

Most Made, Opponent, Game

- 4 Curt Knight, @ Washington, 12/31/72
- 4 John Kasay, @ Carolina, 1/5/97
- 3 David Ray, vs. L.A. Rams, 12/23/73

Most Consecutive Field Goals Made

- 15 Rafael Septien, 1978-82
- 9 Chris Boniol, 1995-96
- 7 Efen Herrera, 1976-77
- 7 Eddie Murray, 1994, 1999

Most Consecutive Games Made

- 7 Toni Fritsch, 1972-76
- 6 Rafael Septien, 1976-78
- 5 Chris Boniol, 1995-96

Longest Field Goal

- 51 Chris Boniol, vs. Philadelphia, 1/7/96
- 50 Rafael Septien, vs. Green Bay, 1/16/83
- 50 Eddie Murray, vs. S.F., 1/23/94

Longest Field Goal, Opponent

- 54 Steve Christie, vs. Buffalo, 1/30/94
- 51 Roy Gerela, vs. Pittsburgh, 1/21/79
- 50 Chris Jacke, vs. Green Bay, 1/8/95

Highest Field Goal Percentage, Career (10 made)

- 86.7 Chris Boniol, 1994-96 (15-13)
- 85.7 Rafael Septien, 1978-86 (21-18)
- 85.7 Toni Fritsch, 1972-76 (14-12)

SAFETIES

Most, Game

- 1 George Andrie and Jethro Pugh, vs. Detroit, 12/26/70
- 1 Jim Jensen, vs. L.A. Rams, 12/19/76

Most, Opponent, Game

- 1 Alan Page, @ Minnesota, 12/25/71
- 1 Reggie Harrison, vs. Pittsburgh, 1/18/76

RUSHING

ATTEMPTS

Career

- 349 Emmitt Smith, 1990-99
- 302 Tony Dorsett, 1977-85
- 174 Robert Newhouse, 1972-83

Game

- 35 Emmitt Smith, vs. Green Bay, 1/14/96
- 30 Duane Thomas, vs. Detroit, 12/26/70
- 30 Emmitt Smith, vs. Buffalo, 1/30/94

Opponent, Game

- 36 John Riggins, vs. Washington, 1/22/83
- 34 Eric Dickerson, @ L.A. Rams, 1/4/86
- 30 Larry Brown, @ Washington, 12/31/72

YARDS GAINED

Career

- 1,586 Emmitt Smith, 1990-99
- 1,383 Tony Dorsett, 1977-85
- 651 Robert Newhouse, 1972-83

Game

- 160 Tony Dorsett, vs. L.A. Rams, 12/28/80
- 150 Emmitt Smith, vs. Green Bay, 1/14/96
- 143 Duane Thomas, @ San Francisco, 1/3/71

Game, Opponent

- 248 Eric Dickerson, @ L.A. Rams, 1/4/86
- 194 Wilbert Montgomery, @ Philadelphia, 1/11/81
- 140 John Riggins, vs. Washington, 1/22/83
- 140 Robert Smith, @ Minnesota, 1/9/00

Longest Run

- 65 Emmitt Smith, @ Minnesota, 1/9/00
- 53 Tony Dorsett, @ L.A. Rams, 1/7/79
- 48 Calvin Hill, @ San Francisco, 12/23/72

**Longest Run, Opponent**

- 74 Adrian Murrell, vs. Arizona, 1/2/99
- 71 James Lofton, vs. Green Bay, 1/16/83 (TD)
- 55 Wilbert Montgomery, @ Philadelphia, 1/7/79
- 55 Eric Dickerson, vs. L.A. Rams, 12/26/83 (TD)

Most Games, 100 or More Yards

- 7 Emmitt Smith, 1990-98
- 3 Tony Dorsett, 1978-83
- 2 Duane Thomas, 1970-71

Most Consecutive Games, 100 or More Yards

- 3 Emmitt Smith, 1992
- 2 Duane Thomas, 1970-71

AVERAGE GAIN**Career (50 attempts)**

- 5.68 Roger Staubach, 1969-79 (76-432)
- 4.58 Tony Dorsett, 1977-85 (302-1,383)
- 4.54 Emmitt Smith, 1990-99 (349-1,586)

Game (10 attempts)

- 7.27 Tony Dorsett, vs. L.A. Rams, 12/28/80 (22-160)
- 6.94 Calvin Hill, @ San Francisco, 12/23/72 (18-125)
- 6.82 Emmitt Smith, vs. Minnesota, 12/28/96 (17-116)

TOUCHDOWNS**Career**

- 19 Emmitt Smith, 1990-99
- 9 Tony Dorsett, 1977-85
- 4 Duane Thomas, 1970-71

Game

- 3 Emmitt Smith, vs. Green Bay, 1/14/96
- 2 8 times, last by Emmitt Smith, vs. Minnesota, 12/28/96

Opponent, Game

- 3 Larry Schreiber, @ San Francisco, 12/23/72
- 2 4 times, last by Eric Dickerson, @ L.A. Rams, 1/4/86

Most Consecutive Games Rushing for Touchdown

- 8 Emmitt Smith, 1993-96
- 3 Duane Thomas, 1971-72
- 3 Tony Dorsett, 1977-78
- 3 Tony Dorsett, 1981-82
- 3 Emmitt Smith, 1992

PASSING**ATTEMPTS****Career**

- 502 Troy Aikman, 1989-99
- 410 Roger Staubach, 1969-79
- 360 Danny White, 1976-88

Game

- 53 Danny White, vs. L.A. Rams, 12/26/83
- 53 Troy Aikman, @ San Francisco, 1/15/95
- 49 Troy Aikman, vs. Arizona, 1/2/99

Game, Opponent

- 50 Jim Kelly, vs. Buffalo, 1/30/94
- 49 Neil O'Donnell, vs. Pittsburgh, 1/28/96
- 45 Brett Favre, vs. Green Bay, 1/16/94
- 45 Steve Young, vs. San Francisco, 1/22/94

COMPLETIONS**Career**

- 320 Troy Aikman, 1989-99
- 223 Roger Staubach, 1969-79
- 206 Danny White, 1976-88

Game

- 32 Danny White, vs. L.A. Rams, 12/26/83
- 30 Troy Aikman, @ San Francisco, 1/15/95
- 28 Troy Aikman, vs. Green Bay, 1/16/94

Opponent, Game

- 31 Jim Kelly, vs. Buffalo, 1/30/94
- 29 Erik Kramer, @ Detroit, 1/5/92
- 28 Brett Favre, vs. Green Bay, 1/16/94
- 28 Neil O'Donnell, vs. Pittsburgh, 1/28/96

Consecutive Passes Completed

- 10 Troy Aikman, vs. Pittsburgh, 1/28/96
- 8 Danny White, vs. Green Bay, 1/16/83
- 8 Troy Aikman, vs. Buffalo, 1/31/93

COMPLETION PERCENTAGE**Career (150 attempts)**

- 63.75 Troy Aikman, 1989-99 (320 of 502)
- 57.22 Danny White, 1976-88 (206 of 360)
- 54.39 Roger Staubach, 1969-79 (223 of 410)

Game (20 attempts)

- 76.67 Troy Aikman, vs. Green Bay, 1/8/95 (23 of 30)
- 75.68 Troy Aikman, vs. Green Bay, 1/16/94 (28 of 37)
- 73.33 Troy Aikman, vs. Buffalo, 1/31/93 (22 of 30)

YARDS GAINED**Career**

- 3,849 Troy Aikman, 1989-99
- 2,791 Roger Staubach, 1969-79
- 2,284 Danny White, 1976-88

Game

- 380 Troy Aikman, @ San Francisco, 1/15/95
- 337 Troy Aikman, vs. Green Bay, 1/8/95
- 330 Danny White, vs. L.A. Rams, 12/26/83

Game, Opponent

- 341 Erik Kramer, @ Detroit, 1/5/92
- 332 Lynn Dickey, vs. Green Bay, 1/16/83
- 320 Steve Bartkowski, @ Atlanta, 1/4/81

Most Games, 300 or More Passing Yards, Career

- 4 Troy Aikman, 1991-95
- 3 Danny White, 1976-88

Longest Pass Completion (All TDs)

- 94 Troy Aikman (to Harper), vs. Green Bay, 1/8/95
- 86 Don Meredith (to Hayes), vs. Cleveland, 12/24/67
- 83 Roger Staubach (to D. Pearson), vs. L.A. Rams, 12/23/73

Opponent, Longest Pass Completion (All TDs except as noted)

- 75 Frank Ryan (to Paul Warfield), vs. Cleveland, 12/24/67
- 75 John Unitas (to John Mackey), vs. Baltimore, 1/17/71
- 75 Doug Williams (to Jimmie Giles), vs. Tampa Bay, 1/2/82 (no TD)

TOUCHDOWNS**Career**

- 24 Roger Staubach, 1969-79
- 23 Troy Aikman, 1989-98
- 15 Danny White, 1976-88

Game

- 4 Roger Staubach, @ L.A. Rams, 1/4/76
- 4 Troy Aikman, vs. Buffalo, 1/31/93

Opponent, Game

- 4 Bart Starr, vs. Green Bay, 1/1/67
- 4 Terry Bradshaw, vs. Pittsburgh, 1/21/79

Most Consecutive Games, Touchdown Pass

- 5 Troy Aikman, 1992-93
- 5 Troy Aikman, 1994-95
- 4 Danny White, 1982-83

HAD INTERCEPTED**Career**

- 19 Roger Staubach, 1969-79
- 17 Troy Aikman, 1989-99
- 16 Danny White, 1976-88

Game

- 4 Roger Staubach, vs. Minnesota, 12/30/73
- 3 10 times, last Troy Aikman, vs. Arizona, 1/2/99

Opponent, Game

- 4 Bob Avellini, vs. Chicago, 12/26/77
- 4 Craig Morton, vs. Denver, 1/15/78
- 4 Doug Williams, vs. Tampa Bay, 1/2/82

Most Consecutive Passes Attempted, None Intercepted

- 111 Troy Aikman, 1991-93
- 102 Roger Staubach, 1969-1973
- 88 Troy Aikman, 1994-96

Most Attempts, No Interceptions, Game

- 34 Troy Aikman, @ San Francisco, 1/17/93
- 33 Troy Aikman, vs. Green Bay, 1/14/96
- 30 Troy Aikman, vs. Buffalo, 1/31/93

Most Attempts, No Interceptions, Opponent

- 38 Erik Kramer, @ Detroit, 1/5/92
- 30 Vince Ferragamo, vs. L.A. Rams, 12/26/83
- 30 Randall Cunningham, vs. Philadelphia, 1/10/93

TIMES SACKED**Game**

- 7 Roger Staubach, vs. L.A. Rams, 12/23/73
- 7 Roger Staubach, vs. Pittsburgh, 1/18/76
- 5 5 times, last by Danny White, @ L.A. Rams, 1/4/86

THE PLAYOFF RECORDS



Opponent, Game

- 5 John Hadl, vs. L.A. Rams, 12/23/73
- 5 Ron Jaworski, vs. L.A. Rams, 1/4/76
- 5 Steve Bartkowski, @ Atlanta, 12/30/78
- 5 Randall Cunningham, vs. Philadelphia, 1/10/93

PASS RECEIVING

RECEPTIONS

Career

- 67 Michael Irvin, 1988-98
- 67 Drew Pearson, 1973-83
- 62 Jay Novacek, 1990-95

Game

- 12 Michael Irvin, @ San Francisco, 1/15/95
- 11 Jay Novacek, vs. Green Bay, 1/8/95
- 9 Tony Hill, vs. L.A. Rams, 12/26/83
- 9 Michael Irvin, vs. Green Bay, 1/16/94

Opponent, Game

- 10 Andre Hastings, vs. Pittsburgh, 1/28/96
- 9 Tom Waddle, @ Chicago, 12/29/91
- 9 Edgar Bennett, vs. Green Bay, 1/16/94

Most Consecutive Games, Pass Reception

- 22 Drew Pearson, 1973-83
- 16 Michael Irvin, 1991-98
- 13 Jay Novacek, 1991-95

YARDS

Career

- 1,315 Michael Irvin, 1988-98
- 1,105 Drew Pearson, 1973-83
- 655 Alvin Harper, 1991-94

Game

- 192 Michael Irvin, @ San Francisco, 1/15/95
- 163 Raghib Ismail, @ Minnesota, 1/9/00
- 144 Bob Hayes, vs. Cleveland, 12/24/67

Game, Opponent

- 161 Lynn Swann, vs. Pittsburgh, 1/18/76
- 152 Andre Reed, vs. Buffalo, 1/31/93
- 146 Charlie Taylor, vs. Washington, 12/31/72

Longest Pass Reception (All TDs)

- 94 Alvin Harper (from Aikman), vs. Green Bay, 1/8/95
- 86 Bob Hayes (from Meredith), vs. Cleveland, 12/24/67
- 83 Drew Pearson (from Staubach), vs. L.A. Rams, 12/23/73

Longest Pass Reception, Opponent

- 75 Paul Warfield (from Frank Ryan), vs. Cleveland, 12/24/67 (TD)
- 75 John Mackey (from Johnny Unitas), vs. Baltimore, 1/17/71 (TD)
- 75 Jimmie Giles (from Doug Williams), vs. Tampa Bay, 1/2/82

Most Games, 100 or More Yards Receiving, Career

- 6 Michael Irvin, 1988-98
- 2 Tony Hill, 1977-86
- 2 Alvin Harper, 1991-94

AVERAGE GAIN

Career (20 receptions)

- 27.3 Alvin Harper, 1991-94 (24-655)
- 16.5 Drew Pearson, 1973-83 (67-1,105)
- 15.8 Butch Johnson, 1976-83 (25-394)

Game (3 receptions)

- 39.0 Alvin Harper, @ San Francisco, 1/17/93 (3-117)
- 34.0 Frank Clarke, vs. Green Bay, 1/1/67 (3-102)
- 29.3 Alvin Harper, @ Chicago, 12/29/91 (3-88)

TOUCHDOWNS

Career

- 8 Drew Pearson, 1973-83
- 8 Michael Irvin, 1988-98
- 6 Jay Novacek, 1990-95

Game

- 3 Preston Pearson, @ L.A. Rams, 1/4/76

Game, Opponent

- 2 7 times, last by Robert Brooks, vs. Green Bay, 1/14/96

Most Consecutive Games, Touchdown

- 3 Alvin Harper, 1992-93
- 3 Jay Novacek, 1992-93
- 3 Michael Irvin, 1994-95

RUSHING-RECEIVING

ATTEMPTS

Career

- 395 Emmitt Smith, 1990-99 (349-ru, 46-re)
- 348 Tony Dorsett, 1977-85 (302-ru, 46-re)
- 188 Robert Newhouse, 1972-83 (174-ru, 14-re)

Game

- 37 Emmitt Smith, vs. Green Bay, 1/14/96 (35-ru, 2-re)
- 34 Emmitt Smith, vs. Buffalo, 1/30/94 (ru-30, re-4)
- 30 Tony Dorsett, vs. Green Bay, 1/16/83 (ru-27, re-3)

YARDS

Career

- 1,928 Emmitt Smith, 1990-99 (1,586-ru, 342-re)
- 1,786 Tony Dorsett, 1977-85 (1,383-ru, 403-re)
- 1,315 Michael Irvin, 1988-98 (0-ru, 1,315-re)

Game

- 192 Michael Irvin, @ San Francisco, 1/15/95 (re-192)
- 188 Tony Dorsett, vs. L.A. Rams, 12/28/80 (ru-160, re-28)
- 173 Emmitt Smith, @ San Francisco, 1/17/93 (ru-114, re-59)

PUNTING

PUNTS

Career (25 punts)

- 84 Danny White, 1976-85
- 51 Ron Widby, 1968-71
- 33 John Jett, 1993-96

Game

- 9 Ron Widby, vs. Baltimore, 1/17/71
- 8 5 times, last by Danny White, vs. L.A. Rams, 12/30/79

Game, Opponent

- 8 Donny Anderson, @ Green Bay, 12/31/67
- 8 Herman Weaver, vs. Detroit, 12/26/70
- 8 Neil Clabo, @ Minnesota, 1/1/78
- 8 Tom Hutton, vs. Philadelphia, 1/7/96
- 8 Scott Player, vs. Arizona, 12/9/99

Longest Punt

- 65 Ron Widby, vs. Detroit, 12/26/70
- 60 Ron Widby, vs. San Francisco, 1/2/72
- 59 Marv Bateman, @ San Francisco, 12/23/72
- 59 John Jett, @ Carolina, 1/5/97

Longest Punt, Opponent

- 64 Dave Chapple, vs. L.A. Rams, 12/23/73
- 62 Craig Henrich, vs. Green Bay, 1/8/95
- 61 Herman Weaver, vs. Detroit, 12/26/70

AVERAGE GROSS YARDS

Career (25 punts)

- 43.5 Mike Saxon, 1985-92
- 42.9 John Jett, 1993-96
- 40.1 Ron Widby, 1968-71

Game (4 punts)

- 46.9 Mike Saxon, @ L.A. Rams, 1/4/86 (7-328)
- 46.7 Marv Bateman, vs. L.A. Rams, 12/23/73 (7-327)
- 45.8 John Jett, vs. Green Bay, 1/8/95 (4-183)
- 45.8 John Jett, vs. Green Bay, 1/14/96 (4-183)

Game, Opponent (4 punts)

- 48.8 Herman Weaver, vs. Detroit, 12/26/70 (8-391)
- 45.5 Klaus Wilmsmeyer, vs. San Francisco, 1/23/94 (4-182)
- 44.8 Rohn Stark, vs. Pittsburgh, 1/28/96 (4-179)

HAD BLOCKED

Career

- 1 Mike Saxon, 1986-1992
- 1 John Jett, 1993-95

Most Consecutive Punts, None Blocked

- 84 Danny White, 1976-83
- 60 Ron Widby, 1968-72
- 24 Marv Bateman, 1972-75

INSIDE 20

Career

- 21 Danny White, 1976-83
- 9 Ron Widby, 1968-72
- 8 John Jett, 1993-96

Game

- 4 Toby Gowin, vs. Arizona, 1/2/99
- 3 4 times, last by Danny White, vs. L.A. Rams, 12/30/79

**PUNT RETURNS****RETURNS****Career**

- 19 Butch Johnson, 1976-83
- 16 James Jones, 1980-82
- 12 Bob Hayes, 1965-74

Game

- 5 James Jones, vs. L.A. Rams, 12/28/80
- 5 Ron Fellows, vs. Tampa Bay, 1/9/83
- 4 6 times, last by Gordon Banks, 1/4/86 @ L.A. Rams

Game, Opponent

- 6 John Sciarra, @ Philadelphia, 1/11/81
- 5 Lem Barney, vs. Detroit, 12/26/70

FAIR CATCHES**Career**

- 10 Bob Hayes, 1966-72
- 8 Lance Rentzel, 1967-69
- 8 Cliff Harris, 1970-79

Game

- 4 Lance Rentzel, @ Cleveland, 12/21/68
- 4 Cliff Harris, @ San Francisco, 12/23/72
- 3 Lance Rentzel, @ Green Bay, 12/31/67
- 3 Golden Richards, vs. Pittsburgh, 1/18/76
- 3 Gordon Banks, @ L.A. Rams, 1/4/86

Game, Opponent

- 4 Bobby Bryant, @ Minnesota, 12/25/71
- 3 Bobby Bryant, vs. Minnesota, 12/30/73

YARDS GAINED**Career**

- 208 Butch Johnson, 1976-83
- 151 Bob Hayes, 1965-74
- 147 James Jones, 1980-82

Game

- 141 Bob Hayes, vs. Cleveland, 12/24/67
- 81 James Jones, vs. L.A. Rams, 12/20/80
- 64 Butch Johnson, vs. L.A. Rams, 12/19/76

Game, Opponent

- 69 John Sciarra, @ Philadelphia, 1/11/81
- 59 Reggie Brooks, vs. Green Bay, 1/16/94
- 54 Antonio Freeman, vs. Green Bay, 1/14/96

Longest Punt Return

- 68 Bob Hayes, vs. Cleveland, 12/24/67
- 64 Bob Hayes, vs. Cleveland, 12/24/67
- 63 Golden Richards, vs. Minnesota, 12/30/73 (TD)

Longest Punt Return, Opponent

- 43 Reggie Brooks, vs. Green Bay, 1/16/94
- 39 Antonio Freeman, vs. Green Bay, 1/14/96
- 30 Jim Bertelsen, vs. Rams, 12/23/73

AVERAGE YARDAGE**Career (10 returns)**

- 12.6 Bob Hayes, 1965-74 (12-151)
- 11.0 Butch Johnson, 1976-83 (19-208)
- 9.2 James Jones, 1980-82 (16-147)

Game (3 returns)

- 47.0 Bob Hayes, vs. Cleveland, 12/24/67 (3-141)
- 16.2 James Jones, vs. L.A. Rams, 12/20/80 (5-81)
- 16.0 Butch Johnson, vs. L.A. Rams, 12/19/76 (4-64)

Game, Opponents (3 returns)

- 13.5 Antonio Freeman, vs. Green Bay, 1/14/96 (4-54)
- 13.0 Jim Bertelsen, vs. L.A. Rams, 1/23/73 (4-52)
- 11.5 John Sciarra, @ Philadelphia, 1/11/81 (6-69)

TOUCHDOWNS**Game**

- 1 Golden Richards, vs. Minnesota, 12/30/73

Game, Opponent

None

KICKOFF RETURNS**RETURNS****Career**

- 23 Kevin Williams, 1993-96
- 13 James Jones, 1980-82, 1984-85
- 12 Butch Johnson, 1976-83

Game

- 6 Kevin Williams, @ San Francisco, 1/15/95
- 5 Mel Renfro, vs. Green Bay, 1/1/67
- 5 Tyrone Hughes, vs. Arizona, 1/2/99
- 4 8 times, last by Kevin Williams, vs. Green Bay, 1/14/96

Game, Opponent

- 7 Del Rodgers, vs. Green Bay, 1/16/83
- 7 Antonio Freeman, vs. Green Bay, 1/14/96

YARDS**Career**

- 505 Kevin Williams, 1993-96
- 267 James Jones, 1980-82, 1984-85
- 243 Cliff Harris, 1970-79

Game

- 130 Kevin Williams, @ San Francisco, 1/15/95
- 124 Mel Renfro, vs. Green Bay, 1/1/67
- 118 Rod Hill, vs. Green Bay, 1/9/83

Game, Opponent

- 155 Michael Bates, @ Carolina, 1/5/97
- 148 Del Rodgers, vs. Green Bay, 1/16/83
- 148 Antonio Freeman, vs. Green Bay, 1/14/96

Longest Kickoff Return

- 89 Rod Hill, vs. Green Bay, 1/9/83
- 50 Kevin Williams, vs. Buffalo, 1/30/94
- 48 Thomas Henderson, vs. Pittsburgh, 1/18/76

Longest Kickoff Return, Opponent

- 97 Vic Washington, vs. San Francisco, 12/23/72 (TD)
- 67 Rick Upchurch, vs. Denver, 1/15/78
- 61 Clinton Jones, @ Minnesota, 12/25/71

AVERAGE YARDAGE**Career (10 returns)**

- 22.1 Cliff Harris, 1970-79 (11-243)
- 22.0 Kevin Williams, 1993-96 (23-505)
- 21.5 Kelvin Martin, 1987-92 (11-237)

Game (3 returns)

- 39.3 Rod Hill, vs. Green Bay, 1/9/83 (3-118)
- 29.3 Kevin Williams, vs. Green Bay, 1/8/95 (3-88)
- 24.8 Mel Renfro, vs. Green Bay, 1/1/67 (5-118)

Game, Opponent (3 returns)

- 45.3 Vic Washington, vs. San Francisco, 12/23/72 (3-136)
- 31.3 Rick Upchurch, vs. Denver, 1/15/78 (3-94)
- 31.0 Michael Bates, @ Carolina, 1/5/97 (5-155)

TOUCHDOWNS**Game**

None

Game, Opponent

- 1 Vic Washington, vs. San Francisco, 12/23/72

INTERCEPTIONS BY**Career**

- 9 Charlie Waters, 1970-78, 80-81
- 7 Dennis Thurman, 1978-85
- 6 Cliff Harris, 1970-79

Game

- 3 Charlie Waters, vs. Chicago, 12/26/77
- 3 Dennis Thurman, vs. Green Bay, 1/16/83
- 2 7 times, last by Larry Brown, vs. Pittsburgh, 1/28/96

Game, Opponent

- 2 Skip Vanderhurd, @ San Francisco, 12/23/72
- 2 Bobby Bryant, vs. Minnesota, 12/30/73
- 2 Eric Davis, @ San Francisco, 1/15/95
- 2 Aeneas Williams, vs. Arizona, 12/9/99

Most Consecutive Games Intercept Pass

- 3 Mel Renfro, 1970
- 3 Randy Hughes, 1977-78

YARDS GAINED**Career**

- 126 Dennis Thurman, 1978-85
- 124 Charlie Waters, 1970-78, 80-81
- 105 Larry Brown, 1991-95

Game

- 77 Larry Brown, vs. Pittsburgh, 1/28/96
- 68 Thomas Henderson, @ L.A. Rams, 1/7/79
- 60 Cornell Green, vs. Cleveland, 1/24/67

Game, Opponent

- 94 LeRoy Irvin, vs. L.A. Rams, 12/26/83
- 88 Walt Sumner, vs. Cleveland, 12/28/69
- 63 Bobby Bryant, vs. Minnesota, 12/30/73

Longest Return (all TDs except as noted)

- 68 Thomas Henderson, @ L.A. Rams, 1/7/79
- 60 Cornell Green, vs. Cleveland, 1/24/67
- 44 Larry Brown, vs. Pittsburgh, 1/28/96 (no TD)

THE PLAYOFF RECORDS



Longest Return, Opponents (all TDs except as noted)

- 94 LeRoy Irvin, vs. L.A. Rams, 12/26/83 (no TD)
- 88 Walt Sumner, vs. Cleveland, 12/28/64
- 63 Bobby Bryant, vs. Minnesota, 12/30/73

FUMBLES

OPPONENTS' FUMBLES RECOVERED

Career

- 4 Cliff Harris, 1970-79
- 3 Charlie Waters, 1970-78, 1980-81

Game

- 2 Charlie Waters, vs. Detroit, 12/26/70
- 2 Harvey Martin, vs. Minnesota, 1/1/78
- 2 Randy Hughes, vs. Denver, 1/15/78
- 2 Jimmie Jones, vs. Buffalo, 1/31/93

Longest Fumble Returns (All TDs except as noted)

- 64 Leon Lett, vs. Buffalo, 1/31/93 (no TD)
- 46 James Washington, vs. Buffalo, 1/30/94
- 44 Chuck Howley, @ Cleveland, 12/21/68

Longest Fumble Returns, Opponent (All TDs)

- 60 Hugh Green, vs. Tampa Bay, 1/9/83
- 18 Jim Grabowski, vs. Green Bay, 1/1/67

OPPONENTS' FUMBLE RETURNED FOR TOUCHDOWNS

Career

- 1 George Andrie, 1962-72
- 1 Chuck Howley, 1961-73
- 1 Mike Hegman, 1976-88
- 1 Ken Norton, 1989-93
- 1 Jimmie Jones, 1990-93
- 1 James Washington, 1990-93

SACKS

TOTAL SACKS

Game

- 3 Tony Casillas, @ San Francisco, 1/17/93

Game, Opponent

- 3 Gary Jeter, @ L.A. Rams, 1/4/86

BLOCKED KICKS

BLOCKED PUNTS

Game

- 1 Darrick Brownlow, vs. Chicago, 12/29/91

Game, Opponent

- 1 Steve Tasker, vs. Buffalo, 1/31/93
- 1 Bernardo Harris, vs. Green Bay, 1/14/96

Cowboys Team Playoff Records

SINGLE GAME

SCORING

Most Points

- 52 vs. Cleveland, 12/24/67 (Dallas 52, Cleveland 14)
- 52 vs. Buffalo, 1/31/93 (Dallas 52, Buff. 17)
- 40 vs. Minnesota, 12/28/96 (Dallas 40, Minn. 15)

Most Points, Opponent

- 38 vs. Cleveland, 12/28/69 (Cleveland 38, Dallas 14)
- 38 @ Detroit, 1/5/92 (Detroit 38, Dallas 6)
- 38 @ San Francisco, 1/15/95 (S.F. 38, Dallas 28)

Fewest Points

- 0 @ L.A. Rams, 1/4/86 (L.A. Rams 20, Dallas 0)
- 3 @ Washington, 12/31/72 (Wash. 26, Dallas 3)
- 6 @ Detroit, 1/5/92 (Detroit 38, Dallas 6)

Fewest Points, Opponent

- 0 vs. Detroit, 12/26/70 (Dallas 5, Detroit 0)
- 0 @ L.A. Rams, 1/7/79 (Dallas 28, L.A. Rams 0)
- 0 vs. Tampa Bay, 1/2/82 (Dallas 38, Tampa Bay 0)

Most Decisive Win

- 38 vs. Tampa Bay, 1/2/82 (Dallas 38, Tampa Bay 0)
- 38 vs. Cleveland, 12/24/67 (Dallas 52, Cleveland 14)
- 35 vs. Buffalo, 1/31/93 (Dallas 52, Buff. 17)

Most Decisive Loss

- 32 @ Detroit, 1/5/92 (Detroit 38, Dallas 6)
- 24 vs. Cleveland, 12/28/69 (Cleveland 38, Dallas 14)
- 23 @ Washington, 12/31/72 (Washington 26, Dallas 3)

Most Points, Both Teams

- 69 vs. Buffalo, 1/31/93 (Dallas 52, Buff. 17)
- 66 vs. Cleveland, 12/24/67 (Dallas 52, Cleveland 14)
- 66 vs. Pittsburgh, 1/21/79 (Pittsburgh 35, Dallas 31)
- 66 @ San Francisco, 1/15/95 (S.F. 38, Dallas 28)

FIRST DOWNS

Most First Downs

- 29 vs. L.A. Rams, 12/28/80
- 29 vs. Tampa Bay, 1/9/83
- 29 @ San Francisco, 1/15/95

Most First Downs, Opponent

- 26 @ San Francisco, 1/10/82
- 26 @ Chicago, 12/29/91
- 25 vs. Pittsburgh, 1/28/96

Most First Downs, Both Teams

- 48 @ San Francisco, 1/17/93
- 48 @ San Francisco, 1/15/95
- 47 vs. San Francisco, 1/23/94

Fewest First Downs

- 8 @ Washington, 12/31/72
- 9 vs. Minnesota, 12/30/73
- 9 vs. Baltimore, 1/17/71

Fewest First Downs, Opponent

- 7 vs. Detroit, 12/26/70
- 8 vs. Tampa Bay, 1/9/83
- 9 vs. San Francisco, 1/2/72
- 9 @ L.A. Rams, 1/4/76

Fewest First Downs, Both Teams

- 21 vs. Detroit, 12/26/70
- 23 vs. Baltimore, 1/17/71
- 24 @ Washington, 12/31/72

Most First Downs, Rushing

- 19 vs. L.A. Rams, 12/28/80
- 16 @ San Francisco, 1/3/71
- 16 vs. Minnesota, 12/28/96

Most First Downs, Rushing, Opponent

- 14 vs. Minnesota, 12/30/73
- 13 @ Philadelphia, 1/11/81
- 12 @ Chicago, 12/29/91

Fewest First Downs, Rushing

- 2 @ Washington, 1/22/83
- 3 3 times, last vs. Minnesota, 12/30/73

Fewest First Downs, Rushing, Opponent

- 1 @ L.A. Rams, 1/4/76
- 2 6 times, last vs. Arizona, 1/2/99

Most First Downs, Passing

- 20 vs. L.A. Rams, 12/26/83
- 19 vs. Tampa Bay, 1/2/82
- 19 @ Washington, 1/22/83

Most First Downs, Passing, Opponent

- 19 @ Detroit, 1/5/92
- 17 @ San Francisco, 1/10/82
- 16 3 times, last vs. Green Bay, 1/16/94

Fewest First Downs, Passing

- 3 vs. Detroit, 12/26/70
- 3 @ Washington, 12/31/72
- 4 vs. L.A. Rams, 12/23/73

**Fewest First Downs, Passing, Opponent**

- 1 vs. Denver, 1/15/78
- 3 vs. L.A. Rams, 1/4/86
- 4 vs. Atlanta, 12/30/78
- 4 vs. Tampa Bay, 1/9/83

Most First Downs, Penalty

- 4 @ Carolina, 1/5/97
- 3 vs. Green Bay, 1/8/95
- 3 @ San Francisco, 1/15/95
- 3 vs. Arizona, 1/2/99

Most First Downs, Penalty, Opponent

- 4 vs. Baltimore, 1/17/71
- 4 vs. Buffalo, 1/31/93
- 3 7 times, last @ Carolina, 1/5/97

NET YARDS GAINED RUSHING AND PASSING**Most Yards Gained**

- 528 vs. L.A. Rams, 12/28/80
- 456 vs. Tampa Bay, 1/9/83
- 451 @ San Francisco, 1/15/95

Most Yards Gained, Opponent

- 466 vs. Green Bay, 1/6/83
- 421 @ Detroit, 1/5/92
- 415 @ San Francisco, 1/17/93

Most Yards Gained, Both Teams

- 841 vs. Green Bay, 1/6/83
- 831 @ San Francisco, 1/17/93
- 788 vs. L.A. Rams, 12/28/80

Fewest Yards Gained

- 153 vs. Minnesota, 12/30/73
- 169 @ Washington, 12/31/72
- 183 vs. Minnesota, 12/25/71

Fewest Yards Gained, Opponent

- 118 @ L.A. Rams, 1/4/76
- 156 vs. Detroit, 12/26/70
- 156 vs. Denver, 1/15/78

Fewest Yards Gained, Both Teams

- 387 @ Green Bay, 12/31/67
- 387 vs. Detroit, 12/26/70
- 459 vs. Minnesota, 12/30/73

RUSHING**ATTEMPTS****Most Rushing Attempts**

- 51 @ San Francisco, 1/3/71
- 50 vs. Detroit, 12/26/70
- 50 @ L.A. Rams, 1/4/76

Most Rushing Attempts, Opponent

- 49 vs. L.A. Rams, 12/19/76
- 47 vs. Minnesota, 12/30/73
- 46 vs. Pittsburgh, 1/18/76

Fewest Rushing Attempts

- 16 @ Minnesota, 1/9/00
- 18 @ L.A. Rams, 1/4/86
- 20 vs. L.A. Rams, 12/26/83
- 20 vs. Arizona, 1/2/99

Fewest Rushing Attempts, Opponent

- 12 vs. Green Bay, 1/14/96
- 13 vs. Green Bay, 1/16/94
- 15 vs. Minnesota, 12/28/96

YARDS**Most Yards Gained Rushing**

- 338 vs. L.A. Rams, 12/28/80
- 255 vs. Minnesota, 12/28/96
- 252 vs. Miami, 1/16/72

Most Yards Gained Rushing, Opponent

- 269 @ L.A. Rams, 1/4/86
- 263 @ Philadelphia, 1/11/81
- 203 vs. Minnesota, 12/30/73

Most Yards Gained Rushing, Both Teams

- 430 vs. L.A. Rams, 12/28/80
- 349 @ Philadelphia, 1/11/81
- 337 vs. Cleveland, 12/24/67

Fewest Yards Gained Rushing

- 56 vs. Pittsburgh, 1/28/96
- 61 @ L.A. Rams, 1/4/86
- 63 vs. L.A. Rams, 12/26/83

Fewest Yards Gained Rushing, Opponent

- 22 vs. L.A. Rams, 12/19/76
- 31 vs. Green Bay, 1/16/94
- 48 vs. Green Bay, 1/14/96

Fewest Yards Gained Rushing, Both Teams

- 128 vs. Green Bay, 1/16/94
- 157 vs. L.A. Rams, 12/26/83
- 159 vs. Pittsburgh, 1/28/96

PASSING**ATTEMPTS****Most Passes Attempted**

- 53 vs. L.A. Rams, 12/26/83
- 53 @ San Francisco, 1/15/95
- 49 vs. Arizona, 1/2/99

Most Passes Attempted, Opponent

- 50 vs. Buffalo, 1/30/94
- 49 vs. Pittsburgh, 1/28/96
- 46 vs. Green Bay, 1/8/95

Most Passes Attempted, Both Teams

- 85 vs. Arizona, 1/2/99
- 84 vs. L.A. Rams, 12/26/83
- 82 vs. Green Bay, 1/16/94
- 82 @ San Francisco, 1/15/95

Fewest Passes Attempted

- 14 @ Minnesota, 12/25/71
- 14 vs. Chicago, 12/24/77
- 15 vs. Cleveland, 12/24/67

Fewest Passes Attempted, Opponent

- 18 @ Washington, 12/31/72
- 19 vs. Pittsburgh, 1/18/76
- 20 vs. Detroit, 12/26/70

Fewest Passes Attempted, Both Teams

- 38 vs. Detroit, 12/26/70
- 39 @ Washington, 12/31/72
- 39 vs. L.A. Rams, 12/23/73

COMPLETIONS**Most Passes Completed**

- 32 vs. L.A. Rams, 12/26/83
- 30 @ San Francisco, 1/15/95
- 28 vs. Green Bay, 1/16/94

Most Passes Completed, Opponent

- 31 vs. Buffalo, 1/30/94
- 29 @ Detroit, 1/5/92
- 28 vs. Green Bay, 1/16/94
- 28 vs. Pittsburgh, 1/28/96

Most Passes Completed, Both Teams

- 56 vs. Green Bay, 1/16/94
- 50 vs. Buffalo, 1/30/94
- 49 @ San Francisco, 1/17/93

Fewest Passes Completed

- 4 vs. Detroit, 12/26/70
- 7 @ San Francisco, 1/3/71
- 8 vs. L.A. Rams, 12/23/73
- 8 vs. Chicago, 12/26/77

Fewest Passes Completed, Opponent

- 6 @ L.A. Rams, 1/4/86
- 7 Detroit, 12/26/70
- 7 vs. L.A. Rams, 12/23/73

Fewest Passes Completed, Both Teams

- 11 vs. Detroit, 12/26/70
- 15 vs. L.A. Rams, 12/23/73
- 21 vs. L.A. Rams, 12/30/79
- 21 @ Philadelphia, 1/11/81

YARDS**Most Yards Gained Passing**

- 352 @ San Francisco, 1/15/95
- 330 vs. Green Bay, 1/8/95
- 310 @ Atlanta, 1/4/81

Most Yards Gained Passing, Opponent

- 337 @ Detroit, 1/5/92
- 327 vs. Green Bay, 1/16/94
- 308 vs. Green Bay, 1/16/83

Most Yards Gained Passing, Both Teams

- 611 vs. Green Bay, 1/16/94
- 596 @ San Francisco, 1/17/93
- 595 @ Atlanta, 1/4/81

THE PLAYOFF RECORDS



Fewest Yards Gained, Passing

- 22 vs. Detroit, 12/26/70
- 63 vs. Minnesota, 12/30/73
- 72 vs. San Francisco, 1/2/72

Fewest Yards Gained, Passing, Opponent

- 35 vs. Denver, 1/15/78
- 47 @ L.A. Rams, 1/4/86
- 52 vs. Atlanta, 12/30/78

Fewest Yards Gained, Passing, Both Teams, Game

- 102 vs. Detroit, 12/26/70
- 166 vs. Minnesota, 12/30/73
- 193 @ Philadelphia, 1/11/81

SACKS

TOTAL SACKS

Most Sacks

- 8 @ Green Bay, 12/31/67
- 5 8 times, last vs. Philadelphia, 1/7/96

Most Sacks, Opponent

- 7 vs. L.A. Rams, 12/23/73
- 7 vs. Pittsburgh, 1/18/76
- 6 vs. San Francisco, 1/2/72

SACK YARDAGE

Most Sack Yardage

- 76 @ Green Bay, 12/31/67
- 51 @ L.A. Rams, 1/4/76
- 45 vs. Philadelphia, 1/10/93

Most Sack Yardage, Opponent

- 52 vs. Pittsburgh, 1/21/79
- 44 vs. L.A. Rams, 12/23/73
- 42 vs. Pittsburgh, 1/18/76

INTERCEPTIONS

TOTAL INTERCEPTIONS

Most Interceptions

- 5 @ L.A. Rams, 1/7/79
- 4 5 times, last vs. Buffalo, 1/31/93

Most Interceptions, Opponent

- 4 @ Cleveland, 12/21/68
- 4 vs. Minnesota, 12/30/73
- 3 9 times, last vs. Arizona, 1/2/99

YARDS

Most Yards

- 123 @ L.A. Rams, 1/7/79
- 77 vs. Pittsburgh, 1/28/96
- 76 vs. Chicago, 12/26/77

Most Yards, Opponent

- 123 vs. Cleveland, 12/28/69
- 122 @ Carolina, 1/5/97
- 111 vs. L.A. Rams, 12/26/83

PUNTING

TOTAL PUNTS

Most Punts

- 9 vs. Baltimore, 1/17/71
- 8 5 times, last vs. L.A. Rams, 12/30/79

Most Punts, Opponent

- 8 @ Green Bay, 12/31/67
- 8 vs. Detroit, 12/26/70
- 8 vs. Minnesota, 1/1/78
- 8 vs. Philadelphia, 1/7/96
- 8 vs. Arizona, 1/2/99

Fewest Punts

- 1 @ San Francisco, 1/15/95
- 1 vs. Minnesota, 12/28/96
- 2 vs. Cleveland, 12/24/67
- 2 vs. L.A. Rams, 12/28/80

Fewest Punts, Opponent

- 1 vs. Cleveland, 12/28/69
- 1 @ Chicago, 12/29/91
- 1 @ San Francisco, 1/17/93
- 1 @ Carolina, 1/5/97

AVERAGE YARDAGE

Highest Average Distance, Punting (4 punts)

- 46.9 @ L.A. Rams, 1/4/86
- 46.7 vs. L.A. Rams, 12/23/73
- 45.8 vs. Green Bay, 1/8/95
- 45.8 vs. Green Bay, 1/14/96

Highest Average Distance, Punting, Opponent (4 punts)

- 48.8 vs. Detroit, 12/26/70
- 46.2 @ Detroit, 1/5/92
- 45.5 vs. San Francisco, 1/23/94

PUNT RETURNS

TOTAL RETURNS

Most Punt Returns

- 5 vs. Minnesota, 1/1/78
- 5 vs. L.A. Rams, 12/28/80
- 5 vs. Tampa Bay, 1/9/83

Most Punt Returns, Opponent

- 6 vs. Detroit, 12/26/70
- 6 @ Philadelphia, 1/11/81
- 5 4 times, last vs. Pittsburgh, 1/18/76

YARDS GAINED

Most Yards, Punt Returns

- 155 vs. Cleveland, 12/24/67
- 81 vs. L.A. Rams, 12/28/80
- 64 vs. L.A. Rams, 12/19/76

Most Yards, Punt Returns, Opponent

- 69 @ Philadelphia, 1/11/81
- 59 vs. Green Bay, 1/16/94
- 54 vs. Green Bay, 1/14/96

KICKOFF RETURNS

TOTAL RETURNS

Most Kickoff Returns

- 7 @ San Francisco, 1/15/95
- 6 6 times, last @ Carolina, 1/5/97

Most Kickoff Returns, Opponent

- 8 @ L.A. Rams, 1/4/76
- 8 vs. Chicago, 12/26/77
- 8 vs. Minnesota, 12/28/96

YARDS GAINED

Most Yards, Kickoff Returns

- 173 vs. Green Bay, 1/16/83
- 153 vs. Green Bay, 1/1/67
- 144 @ San Francisco, 1/15/95

Most Yards, Kickoff Returns, Opponent

- 188 @ Minnesota, 12/25/71
- 173 vs. Denver, 1/15/78
- 167 @ L.A. Rams, 1/4/76

FUMBLES

TOTAL FUMBLES

Most Fumbles

- 6 vs. Denver, 1/15/78
- 6 vs. Atlanta, 12/30/78
- 5 @ Philadelphia, 1/11/81

Most Fumbles, Opponent

- 8 vs. Buffalo, 1/31/93
- 5 @ San Francisco, 12/23/72
- 5 vs. Minnesota, 1/1/78
- 5 vs. Baltimore, 1/17/71

FUMBLES LOST

Most Fumbles Lost

- 3 @ San Francisco, 12/23/72
- 3 vs. Atlanta, 12/30/78
- 3 @ Philadelphia, 1/11/81
- 3 @ L.A. Rams, 1/4/86
- 3 @ Minnesota, 1/9/00

Most Fumbles Lost, Opponent

- 5 vs. Buffalo, 1/31/93
- 4 vs. Baltimore, 1/17/71
- 4 vs. Denver, 1/15/78
- 4 vs. Minnesota, 12/28/96



PENALTIES

TOTAL PENALTIES

Most Penalties

12	vs. Denver, 1/15/78
11	vs. L.A. Rams, 12/28/80
10	@ L.A. Rams, 1/7/79

Most Penalties, Opponent

11	vs. Green Bay, 1/14/96
10	vs. Tampa Bay, 1/2/82
8	3 times, last vs. Green Bay, 1/8/95

Fewest Penalties

2	6 times, last @ Chicago, 12/29/91
---	-----------------------------------

Fewest Penalties, Opponent

0	vs. Detroit, 12/26/70
0	vs. Miami, 1/16/72
0	vs. Pittsburgh, 1/18/76

YARDS PENALIZED

Most Yards Penalized

120	vs. Baltimore, 1/17/71
98	@ San Francisco, 1/15/95
94	vs. Denver, 1/15/78

Most Yards Penalized, Opponent

106	@ San Francisco, 1/10/82
105	vs. Tampa Bay, 1/2/82
94	vs. L.A. Rams, 1/19/76

Fewest Yards Penalized

10	vs. Cleveland, 12/24/67
10	@ Minnesota, 12/25/71
15	@ Washington, 1/22/83

Fewest Yards Penalized, Opponent

0	vs. Detroit, 12/26/70
0	vs. Miami, 1/16/72
0	vs. Pittsburgh, 1/18/76

Cowboys Big Days/Playoffs

100 YARD RUSHING GAMES

160 yards	— Tony Dorsett vs. L.A. Rams	December 28, 1980
150 yards	— Emmitt Smith vs. Green Bay	January 14, 1996
143 yards	— Duane Thomas @ San Francisco	January 3, 1971
135 yards	— Duane Thomas vs. Detroit	December 26, 1970
132 yards	— Emmitt Smith vs. Buffalo	January 30, 1994
125 yards	— Calvin Hill @ San Francisco	December 23, 1972
116 yards	— Emmitt Smith vs. Minnesota	December 28, 1996
114 yards	— Emmitt Smith vs. Philadelphia	January 10, 1993
114 yards	— Emmitt Smith @ San Francisco	January 17, 1993
110 yards	— Tony Dorsett vs. Tampa Bay	January 9, 1983
108 yards	— Don Perkins vs. Green Bay	January 1, 1967
108 yards	— Emmitt Smith vs. Buffalo	January 31, 1993
105 yards	— Emmitt Smith @ Chicago	December 29, 1991
101 yards	— Tony Dorsett @ L.A. Rams	January 7, 1979

300 YARD PASSING GAMES

380 yards	— Troy Aikman @ San Francisco	January 15, 1995
337 yards	— Troy Aikman vs. Green Bay	January 8, 1995
330 yards	— Danny White vs. L.A. Rams	December 26, 1983
322 yards	— Danny White @ Atlanta	January 4, 1981
322 yards	— Troy Aikman @ San Francisco	January 17, 1993
312 yards	— Danny White vs. Tampa Bay	January 9, 1983
302 yards	— Troy Aikman vs. Green Bay	January 16, 1994

100 YARD RECEIVING GAMES

192 yards	— Michael Irvin @ San Francisco	January 15, 1995
163 yards	— Raghib Ismail @ Minnesota	January 9, 2000
144 yards	— Bob Hayes vs. Cleveland	December 24, 1967
142 yards	— Tony Hill vs. Green Bay	January 16, 1983
136 yards	— Billy Parks @ San Francisco	December 23, 1972
126 yards	— Michael Irvin vs. Green Bay	January 16, 1994
124 yards	— Kevin Williams vs. Philadelphia	January 7, 1996
123 yards	— Preston Pearson @ L.A. Rams	January 4, 1976
117 yards	— Alvin Harper @ San Francisco	January 17, 1993
115 yards	— Tony Hill vs. L.A. Rams	December 26, 1983
114 yards	— Michael Irvin vs. Buffalo	January 31, 1993
111 yards	— Michael Irvin vs. Green Bay	January 8, 1995
108 yards	— Alvin Harper vs. Green Bay	January 8, 1995
104 yards	— Jay Novacek vs. Green Bay	January 8, 1995
103 yards	— Michael Irvin vs. Minnesota	December 28, 1996
102 yards	— Frank Clarke vs. Green Bay	January 1, 1967
100 yards	— Michael Irvin vs. Green Bay	January 14, 1996



Cowboys Longest Plays/Playoffs

LONG RUNS FROM SCRIMMAGE

65 yards	— Emmitt Smith @ Minnesota	January 9, 2000
53 yards	— Tony Dorsett @ L.A. Rams	January 7, 1979
48 yards	— Calvin Hill @ San Francisco	December 23, 1972
38 yards	— Emmitt Smith vs. Buffalo	January 31, 1993
37 yards	— Emmitt Smith vs. Minnesota (TD)	December 28, 1996
32 yards	— Ron Springs vs. L.A. Rams	December 28, 1980
29 yards	— Roger Staubach vs. Washington	December 31, 1972
29 yards	— Tony Dorsett vs. Pittsburgh	January 21, 1979

LONG FORWARD PASS

94 yards	— Troy Aikman to Alvin Harper vs. Green Bay (TD)	January 8, 1995
86 yards	— Don Meredith to Bob Hayes vs. Cleveland (TD)	December 24, 1967
83 yards	— Roger Staubach to Drew Pearson vs. L.A. Rams (TD)	December 23, 1973
70 yards	— Troy Aikman to Alvin Harper @ San Francisco	January 17, 1993
68 yards	— Don Meredith to Frank Clarke vs. Green Bay (TD)	January 1, 1967

LONG PUNT RETURNS

68 yards	— Bob Hayes vs. Cleveland	December 24, 1967
63 yards	— Golden Richards vs. Minnesota (TD)	December 30, 1973
44 yards	— Butch Johnson vs. L.A. Rams	December 19, 1976
43 yards	— James Jones vs. L.A. Rams	December 28, 1980
41 yards	— Deion Sanders vs. Arizona	January 2, 1999

LONG KICKOFF RETURNS

89 yards	— Rod Hill vs. Green Bay	January 16, 1983
50 yards	— Kevin Williams vs. Buffalo	January 30, 1994
48 yards	— Thomas Henderson vs. Pittsburgh	January 18, 1976
39 yards	— Kelvin Martin vs. Philadelphia	January 10, 1993
39 yards	— Kevin Williams vs. Green Bay	January 8, 1995

LONG INTERCEPTION RETURNS

68 yards	— Thomas Henderson @ L.A. Rams (TD)	January 7, 1979
60 yards	— Cornell Green vs. Cleveland (TD)	December 24, 1967
44 yards	— Larry Brown vs. Pittsburgh	January 28, 1996
39 yards	— Dennis Thurman vs. Green Bay (TD)	January 16, 1983


LONG FUMBLE RETURNS

64 yards	— Leon Lett vs. Buffalo	January 31, 1993
46 yards	— James Washington vs. Buffalo (TD)	January 30, 1994
44 yards	— Chuck Howley @ Cleveland (TD)	December 21, 1968
37 yards	— Mike Hegman vs. Pittsburgh (TD)	January 21, 1979



Three-time Super Bowl
winner Chad Hennings

The History



1960 (0-11-1)

Tom Landry, Head Coach

Seventh place, Western Conference

9/24	L	28	Pittsburgh (30,000)	35
9/30	L	25	Philadelphia (18,500)	27
10/9	L	14	@ Washington (21,142)	26
10/16	L	7	Cleveland (28,500)	48
10/23	L	10	@ St. Louis (23,128)	12
10/30	L	7	Baltimore (25,500)	45
11/6	L	13	Los Angeles (16,000)	38
11/13	L	7	@ Green Bay (32,294)	41
11/20	L	14	San Francisco (10,000)	26
11/27	L	7	@ Chicago (39,951)	17
12/4	T	31	@ New York (55,033)	31
12/11	L	14	@ Detroit (43,272)	23
		177		369

1961 (4-9-1)

Tom Landry, Head Coach

Sixth place, Eastern Conference

9/17	W	27	Pittsburgh (23,500)	24
9/24	W	21	Minnesota (20,500)	7
10/1	L	7	@ Cleveland (43,638)	25
10/8	W	28	@ Minnesota (33,070)	0
10/15	L	10	New York (41,500)	31
10/22	L	7	Philadelphia (25,000)	43
10/29	W	17	@ New York (60,254)	16
11/5	L	17	St. Louis (20,500)	31
11/12	L	7	@ Pittsburgh (17,519)	37
11/19	T	28	Washington (17,500)	28
11/26	L	13	@ Philadelphia (60,127)	35
12/3	L	17	Cleveland (23,500)	38
12/10	L	13	@ St. Louis (15,384)	31
12/17	L	24	@ Washington (21,451)	34
		236		380

1962 (5-8-1)

Tom Landry, Head Coach

Fifth place, Eastern Conference

9/16	T	35	Washington (15,730)	35
9/23	L	28	Pittsburgh (19,478)	30
9/30	W	27	@ Los Angeles (26,907)	17
10/7	L	10	@ Cleveland (44,040)	19
10/14	W	41	Philadelphia (18,645)	19
10/21	W	42	@ Pittsburgh (23,106)	27
10/28	L	24	St. Louis (16,027)	28
11/4	W	38	@ Washington (49,888)	10
11/11	L	10	New York (45,668)	41
11/18	L	33	Chicago (12,692)	34
11/25	L	14	@ Philadelphia (58,070)	28
12/2	W	45	Cleveland (24,226)	21
12/9	L	20	@ St. Louis (14,102)	52
12/16	L	31	@ New York (62,694)	41
		393		402

1963 (4-10)

Tom Landry, Head Coach

Fifth place, Eastern Conference

9/14	L	7	St. Louis (36,432)	34
9/22	L	24	Cleveland (28,710)	41
9/29	L	17	@ Washington (40,101)	21
10/6	L	21	@ Philadelphia (60,671)	24
10/13	W	17	Detroit (27,264)	14
10/20	L	21	@ New York (62,889)	37
10/27	L	21	@ Pittsburgh (19,047)	27
11/3	W	35	Washington (18,838)	20
11/10	L	24	@ San Francisco (29,563)	31
11/17	W	27	Philadelphia (23,694)	20
11/24	L	17	@ Cleveland (55,096)	27
12/1	L	27	New York (29,653)	34
12/8	L	19	Pittsburgh (24,136)	24
12/15	W	28	@ St. Louis (12,695)	24
		305		378

1964 (5-8-1)

Tom Landry, Head Coach

Fifth place, Eastern Conference

9/12	L	6	St. Louis (36,605)	16
9/20	W	24	Washington (25,158)	18
9/27	L	17	@ Pittsburgh (35,594)	23
10/4	L	6	@ Cleveland (72,062)	27
10/11	T	13	New York (33,324)	13
10/18	L	16	Cleveland (37,456)	20
10/25	W	31	@ St. Louis (28,253)	13
11/1	W	24	@ Chicago (47,527)	10
11/8	W	31	@ New York (63,031)	21
11/15	L	14	Philadelphia (55,972)	17
11/22	L	16	@ Washington (49,219)	28
11/29	L	21	Green Bay (44,975)	45
12/6	L	14	@ Philadelphia (60,671)	24
12/13	W	17	Pittsburgh (35,271)	14
		250		289

1965 (7-7)

Tom Landry, Head Coach

Second place, Eastern Conference

9/19	W	31	New York (59,366)	2
9/26	W	27	Washington (61,577)	7
10/4	L	13	@ St. Louis (32,034)	20
10/10	L	24	Philadelphia (56,249)	35
10/17	L	17	@ Cleveland (80,451)	23
10/24	L	3	@ Green Bay (48,311)	13
10/31	L	13	@ Pittsburgh (37,804)	22
11/7	W	39	San Francisco (39,677)	31
11/14	W	24	Pittsburgh (57,293)	17
11/21	L	17	Cleveland (76,251)	24
11/28	L	31	@ Washington (50,205)	34
12/5	W	21	@ Philadelphia (54,714)	19
12/11	W	27	St. Louis (38,499)	13
12/19	W	38	@ New York (62,871)	20
		325		280

PLAYOFF BOWL GAME

(Miami)

1/9/66	L	3	Baltimore (65,569)	35
--------	---	---	--------------------	----

1966 (10-3-1)

Tom Landry, Head Coach

First place, Eastern Conference

9/18	W	52	New York (60,010)	7
9/25	W	28	Minnesota (64,116)	17
10/2	W	47	@ Atlanta (56,990)	14
10/9	W	56	Philadelphia (69,372)	7
10/16	T	10	@ St. Louis (50,673)	10
10/23	L	21	@ Cleveland (84,721)	30
10/30	W	52	Pittsburgh (58,453)	21
11/6	L	23	@ Philadelphia (60,658)	24
11/13	W	31	@ Washington (50,927)	30
11/20	W	20	@ Pittsburgh (42,185)	7
11/24	W	26	Cleveland (80,259)	14
12/4	W	31	St. Louis (76,965)	17
12/11	L	31	Washington (64,198)	34
12/18	W	44	@ New York (62,735)	7
		445		239

1966 CHAMPIONSHIP GAME

(Dallas)

1/1/67	L	27	Green Bay (75,504)	34
--------	---	----	--------------------	----

1967 (9-5)

Tom Landry, Head Coach

First place, Capitol Division

9/17	W	21	@ Cleveland (81,039)	14
9/24	W	38	New York (66,209)	24
10/1	L	13	Los Angeles (75,229)	35
10/8	W	17	@ Washington (50,566)	14
10/15	W	14	New Orleans (64,128)	10
10/22	W	24	@ Pittsburgh (39,641)	21
10/29	L	14	@ Philadelphia (60,740)	21
11/5	W	37	Atlanta (54,751)	7



1967, Cont.

11/12	W	27	@ New Orleans (83,437)	10
11/19	L	20	Washington (75,538)	27
11/23	W	46	St. Louis (68,787)	21
12/3	L	17	@ Baltimore (60,238)	23
12/10	W	38	Philadelphia (55,834)	17
12/16	L	16	@ San Francisco (27,182)	24
		342		268

1967 EASTERN CHAMPIONSHIP GAME
(Dallas)

12/24	W	52	Cleveland (70,786)	14
-------	---	----	--------------------	----

1967 CHAMPIONSHIP GAME
(Green Bay)

12/31	L	17	Green Bay (50,861)	21
-------	---	----	--------------------	----

1968 (12-2)

Tom Landry, Head Coach
First place, Capitol Division

9/15	W	59	Detroit (61,382)	13
9/22	W	28	Cleveland (68,733)	7
9/29	W	45	@ Philadelphia (60,858)	13
10/6	W	27	@ St. Louis (48,296)	10
10/13	W	34	Philadelphia (72,083)	14
10/20	W	20	@ Minnesota (47,644)	7
10/28	L	17	Green Bay (74,604)	28
11/3	W	17	@ New Orleans (84,728)	3
11/10	L	21	New York (72,163)	27
11/17	W	44	@ Washington (50,816)	24
11/24	W	34	@ Chicago (46,667)	3
11/28	W	29	Washington (66,076)	20
12/8	W	28	Pittsburgh (55,069)	7
12/15	W	28	@ New York (62,617)	10
		431		186

1968 EASTERN CHAMPIONSHIP GAME
(Cleveland)

12/21	L	20	Cleveland (81,497)	31
-------	---	----	--------------------	----

PLAYOFF BOWL GAME
(Miami)

1/5/69	W	17	Minnesota (22,961)	13
--------	---	----	--------------------	----

1969 (11-2-1)

Tom Landry, Head Coach
First place, Capitol Division

9/21	W	24	St. Louis (62,134)	3
9/28	W	21	@ New Orleans (79,567)	17
10/5	W	38	@ Philadelphia (60,658)	7
10/12	W	24	@ Atlanta (54,833)	17
10/19	W	49	Philadelphia (71,509)	14
10/27	W	25	New York (58,964)	3
11/2	L	10	@ Cleveland (84,850)	42
11/9	W	33	New Orleans (68,282)	17
11/16	W	41	@ Washington (50,474)	28
11/23	L	23	@ Los Angeles (79,105)	24
11/27	T	24	San Francisco (62,348)	24
12/7	W	10	@ Pittsburgh (24,990)	7
12/13	W	27	Baltimore (63,191)	10
12/21	W	20	Washington (56,924)	10
		369		233

1969 EASTERN CHAMPIONSHIP GAME
(Dallas)

12/28	L	14	Cleveland (69,321)	38
-------	---	----	--------------------	----

PLAYOFF BOWL GAME
(Miami)

1/3/70	L	0	Los Angeles (31,151)	31
--------	---	---	----------------------	----

1970 (10-4)

Tom Landry, Head Coach
First place, NFC East

9/20	W	17	@ Philadelphia (59,728)	7
9/27	W	28	N.Y. Giants (57,239)	10
10/4	L	7	@ St. Louis (50,780)	20
10/11	W	13	Atlanta (53,611)	0
10/18	L	13	@ Minnesota (47,900)	54
10/25	W	27	@ Kansas City (51,158)	16
11/1	W	21	Philadelphia (55,736)	17
11/8	L	20	@ N.Y. Giants (62,928)	23
11/16	L	0	St. Louis (69,323)	38
11/22	W	45	@ Washington (50,415)	21
11/26	W	16	Green Bay (67,182)	3
12/6	W	34	Washington (57,936)	0
12/12	W	6	@ Cleveland (75,458)	2
12/20	W	52	Houston (50,504)	10
		299		221

1970 DIVISIONAL PLAYOFF
(Dallas)

12/26	W	5	Detroit (73,167)	0
-------	---	---	------------------	---

1970 NFC CHAMPIONSHIP GAME
(San Francisco)

1/3/71	W	17	San Francisco (59,625)	10
--------	---	----	------------------------	----

SUPER BOWL V
(Miami)

1/17/71	L	13	Baltimore (80,055)	16
---------	---	----	--------------------	----

1971 (11-3)

Tom Landry, Head Coach
First place, NFC East

9/19	W	49	@ Buffalo (46,206)	37
9/26	W	42	@ Philadelphia (65,358)	7
10/3	L	16	Washington (72,000)	20
10/11	W	20	N.Y. Giants (68,378)	13
10/17	L	14	@ New Orleans (83,088)	24
10/24	W	44	New England (65,708)	21
10/31	L	19	@ Chicago (55,049)	23
11/7	W	16	@ St. Louis (50,486)	13
11/14	W	20	Philadelphia (60,178)	7
11/21	W	13	@ Washington (53,041)	0
11/25	W	28	Los Angeles (66,595)	21
12/4	W	52	N.Y. Jets (66,689)	10
12/12	W	42	@ N.Y. Giants (62,815)	14
12/18	W	31	St. Louis (66,672)	12
		406		222

1971 DIVISIONAL PLAYOFF
(Minnesota)

12/25	W	20	Minnesota (49,100)	12
-------	---	----	--------------------	----

1971 NFC CHAMPIONSHIP GAME
(Dallas)

1/2/72	W	14	San Francisco (66,311)	3
--------	---	----	------------------------	---

SUPER BOWL VI
(New Orleans)

1/16/72	W	24	Miami (81,035)	3
---------	---	----	----------------	---

1972 (10-4)

Tom Landry, Head Coach
Second place, NFC East

9/17	W	28	Philadelphia (55,850)	6
9/24	W	23	@ N.Y. Giants (62,725)	14
10/1	L	13	Green Bay (47,103)	16
10/8	W	17	Pittsburgh (65,682)	13
10/15	W	21	Baltimore (58,992)	0
10/22	L	20	@ Washington (53,039)	24
10/30	W	28	Detroit (65,378)	24
11/5	W	34	San Diego (54,476)	28
11/12	W	33	St. Louis (65,218)	24
11/19	W	28	@ Philadelphia (65,720)	7
11/23	L	10	San Francisco (65,124)	31
12/3	W	27	@ St. Louis (49,797)	6
12/9	W	34	Washington (65,136)	23
12/17	L	3	N.Y. Giants (64,602)	24
		319		240

1972 DIVISIONAL PLAYOFF
(San Francisco)

12/23	W	30	San Francisco (61,214)	28
-------	---	----	------------------------	----

1972 NFC CHAMPIONSHIP GAME
(Washington)

12/31	L	3	Washington (53,129)	26
-------	---	---	---------------------	----

1973 (10-4)

Tom Landry, Head Coach
First place, NFC East

9/16	W	20	@ Chicago (55,701)	17
9/24	W	40	New Orleans (53,972)	3
9/30	W	45	St. Louis (64,815)	10
10/8	L	7	@ Washington (54,314)	14
10/14	L	31	@ Los Angeles (81,428)	37
10/21	W	45	N.Y. Giants (64,898)	28
10/28	L	16	Philadelphia (65,954)	30
11/4	W	38	Cincinnati (58,802)	10
11/11	W	23	@ N.Y. Giants (70,128)	10
11/18	W	31	Philadelphia (61,985)	10
11/22	L	7	Miami (64,100)	14
12/2	W	22	@ Denver (51,706)	10
12/9	W	27	Washington (64,458)	7
12/16	W	30	@ St. Louis (43,946)	3
		382		203



1973 DIVISIONAL PLAYOFF

(Dallas)

12/23 W 27 Los Angeles (64,291).....16

1973 NFC CHAMPIONSHIP GAME

(Dallas)

12/30 L 10 Minnesota (64,524).....27

1974 (8-6)

Tom Landry, Head Coach

Third place, NFC East

9/15	W	24	@ Atlanta (52,322).....	0
9/23	L	10	@ Philadelphia (64,088).....	13
9/29	L	6	N.Y. Giants (45,841).....	14
10/6	L	21	Minnesota (57,847).....	23
10/13	L	28	@ St. Louis (49,885).....	31
10/20	W	31	Philadelphia (43,586).....	24
10/27	W	21	@ N.Y. Giants (61,918).....	7
11/3	W	17	St. Louis (64,146).....	14
11/10	W	20	San Francisco (50,018).....	14
11/17	L	21	@ Washington (54,395).....	28
11/24	W	10	@ Houston (49,775).....	0
11/28	W	24	Washington (63,243).....	23
12/7	W	41	Cleveland (48,754).....	17
12/14	L	23	@ Oakland (45,850).....	27
		297		235

1975 (10-4)

Tom Landry, Head Coach

Second place, NFC East

9/21	W	18	Los Angeles (49,091).....	7
9/28	W	37	St. Louis (52,417)(OT).....	31
10/6	W	36	@ Detroit (79,784).....	10
10/12	W	13	@ N.Y. Giants (56,511).....	7
10/19	L	17	Green Bay (64,934).....	19
10/26	W	20	@ Philadelphia (64,889).....	17
11/2	L	24	@ Washington (55,004)(OT).....	30
11/10	L	31	Kansas City (63,539).....	34
11/16	W	34	@ New England (60,905).....	31
11/23	W	27	Philadelphia (57,893).....	17
11/30	W	14	N.Y. Giants (53,329).....	3
12/7	L	17	@ St. Louis (49,701).....	31
12/13	W	31	Washington (61,091).....	10
12/21	W	31	@ N.Y. Jets (37,279).....	21
		350		268

1975 DIVISIONAL PLAYOFF

(Minnesota)

12/28 W 17 Minnesota (48,341).....14

1975 NFC CHAMPIONSHIP GAME

(Los Angeles)

1/4/76 W 37 Los Angeles (84,483).....7

SUPER BOWL X

(Miami)

1/18/76 L 17 Pittsburgh (80,187).....21

1976 (11-3)

Tom Landry, Head Coach

First place, NFC East

9/12	W	27	Philadelphia (54,052).....	7
9/19	W	24	@ New Orleans (61,413).....	6
9/26	W	30	Baltimore (64,237).....	27
10/3	W	28	@ Seattle (62,027).....	13
10/10	W	24	@ N.Y. Giants (76,042).....	14
10/17	L	17	@ St. Louis (50,317).....	21
10/24	W	31	Chicago (61,346).....	21
10/31	W	20	@ Washington (55,004).....	7
11/7	W	9	N.Y. Giants (58,870).....	3
11/15	W	17	Buffalo (51,779).....	10
11/21	L	10	@ Atlanta (54,992).....	17
11/25	W	19	St. Louis (62,498).....	14
12/5	W	26	@ Philadelphia (55,072).....	7
12/12	L	14	Washington (59,916).....	27
		296		194

1976 DIVISIONAL PLAYOFF

(Dallas)

12/19 L 12 Los Angeles (62,436).....14

1977 (12-2)

Tom Landry, Head Coach

First place, NFC East

9/18	W	16	@ Minnesota (47,678)(OT).....	10
9/25	W	41	N.Y. Giants (64,215).....	21
10/2	W	23	Tampa Bay (55,316).....	7
10/9	W	30	@ St. Louis (50,129).....	24

10/16	W	34	Washington (62,115).....	16
10/23	W	16	@ Philadelphia (65,507).....	10
10/30	W	37	Detroit (63,160).....	0
11/6	W	24	@ N.Y. Giants (74,532).....	10
11/14	L	17	St. Louis (64,038).....	24
11/20	L	13	@ Pittsburgh (49,761).....	28
11/27	W	14	@ Washington (55,031).....	7
12/4	W	24	Philadelphia (60,289).....	14
12/12	W	42	@ San Francisco (55,848).....	35
12/18	W	14	Denver (63,752).....	6
		345		212

1977 DIVISIONAL PLAYOFF

(Dallas)

12/26 W 37 Chicago (62,920).....7

1977 NFC CHAMPIONSHIP GAME

(Dallas)

1/1/78 W 23 Minnesota (61,968).....6

SUPER BOWL XII

(New Orleans)

1/15/78 W 27 Denver (76,400).....10

1978 (12-4)

Tom Landry, Head Coach

First place, NFC East

9/4	W	38	Baltimore (64,224).....	0
9/10	W	34	@ N.Y. Giants (73,265).....	24
9/17	L	14	@ Los Angeles (65,749).....	27
9/24	W	21	St. Louis (62,760).....	12
10/2	L	5	@ Washington (55,031).....	9
10/8	W	24	N.Y. Giants (63,420).....	3
10/15	W	24	@ St. Louis (48,991)(OT).....	21
10/22	W	14	Philadelphia (60,525).....	7
10/26	L	10	Minnesota (61,848).....	21
11/5	L	16	@ Miami (69,414).....	23
11/12	W	42	@ Green Bay (55,256).....	14
11/19	W	27	New Orleans (57,920).....	7
11/23	W	37	Washington (64,905).....	10
12/3	W	17	New England (63,263).....	10
12/10	W	31	@ Philadelphia (64,667).....	13
12/17	W	30	@ N.Y. Jets (52,532).....	7
		384		208

1978 DIVISIONAL PLAYOFF

(Dallas)

12/30 W 27 Atlanta (60,338).....20

1978 NFC CHAMPIONSHIP GAME

(Los Angeles)

1/7/79 W 28 Los Angeles (67,470).....0

SUPER BOWL XIII

(Miami)

1/21/79 L 31 Pittsburgh (78,656).....35

1979 (11-5)

Tom Landry, Head Coach

First place, NFC East

9/2	W	22	@ St. Louis (50,855).....	21
9/9	W	21	@ San Francisco (56,728).....	13
9/16	W	24	Chicago (64,056).....	20
9/24	L	7	@ Cleveland (80,123).....	26
9/30	W	38	Cincinnati (63,179).....	13
10/7	W	36	@ Minnesota (47,572).....	20
10/14	W	30	Los Angeles (64,462).....	6
10/21	W	22	St. Louis (64,300).....	13
10/28	L	3	@ Pittsburgh (50,199).....	14
11/4	W	16	@ N.Y. Giants (76,490).....	14
11/12	L	21	Philadelphia (62,417).....	31
11/18	L	20	@ Washington (55,031).....	34
11/22	L	24	Houston (63,897).....	30
12/2	W	28	N.Y. Giants (63,787).....	7
12/8	W	34	@ Philadelphia (71,434).....	17
12/16	W	25	Washington (62,867).....	34
		371		313

1979 DIVISIONAL PLAYOFF

(Dallas)

12/30 L 19 Los Angeles (64,792).....21

1980 (12-4)

Tom Landry, Head Coach

Second place, NFC East

9/8	W	17	@ Washington (55,045).....	3
9/14	L	20	@ Denver (74,919).....	41
9/21	W	28	Tampa Bay (62,750).....	17
9/28	W	28	@ Green Bay (54,776).....	7



1980, Cont.

10/6	W	24	N.Y. Giants (59,126)	3
10/12	W	59	San Francisco (63,399)	14
10/19	L	10	@ Philadelphia (70,696)	17
10/26	W	42	San Diego (60,639)	31
11/2	W	27	@ St. Louis (50,701)	24
11/9	L	35	@ N.Y. Giants (68,343)	38
11/16	W	31	St. Louis (52,567)	21
11/23	W	14	Washington (58,809)	10
11/27	W	51	Seattle (57,540)	7
12/7	W	19	@ Oakland (53,194)	13
12/15	L	14	@ Los Angeles (65,154)	38
12/21	W	35	Philadelphia (62,548)	27
		454		311

1980 NFC WILD CARD GAME

12/28	W	34	Los Angeles (64,533)	13
-------	---	----	----------------------	----

1980 DIVISIONAL PLAYOFF

1/4/81	W	30	Atlanta (60,022)	27
--------	---	----	------------------	----

1980 NFC CHAMPIONSHIP GAME

1/11/81	L	7	Philadelphia (70,696)	20
---------	---	---	-----------------------	----

1981 (12-4)

Tom Landry, Head Coach

First place, NFC East

9/6	W	26	@ Washington (55,045)	10
9/13	W	30	St. Louis (63,602)	17
9/21	W	35	@ New England (60,311)	21
9/27	W	18	N.Y. Giants (63,449)	10
10/4	L	17	@ St. Louis (49,777)	20
10/11	L	14	@ San Francisco (57,574)	45
10/18	W	29	Los Angeles (64,649)	17
10/25	W	28	Miami (64,221)	27
11/1	W	17	@ Philadelphia (72,111)	14
11/9	W	27	Buffalo (62,583)	14
11/15	L	24	@ Detroit (79,694)	27
11/22	W	24	Washington (64,583)	10
11/26	W	10	Chicago (63,499)	9
12/6	W	37	@ Baltimore (54,871)	13
12/13	W	21	Philadelphia (64,955)	10
12/19	L	10	@ N.Y. Giants (73,009)(OT)	13
		367		277

1981 DIVISIONAL PLAYOFF

1/2/82	W	38	Tampa Bay (64,848)	0
--------	---	----	--------------------	---

1981 NFC CHAMPIONSHIP GAME

1/10/82	L	27	San Francisco (60,525)	28
---------	---	----	------------------------	----

1982 (6-3)

Tom Landry, Head Coach

Second place, NFC

9/13	L	28	Pittsburgh (63,431)	36
9/19	W	24	@ St. Louis (50,705)	7
9/26			@ Minnesota-canceled	
10/3			N.Y. Giants-canceled	
10/10			Washington-canceled	
10/17			@ Philadelphia-canceled	
10/24			@ Cincinnati-canceled	
10/31			@ N.Y. Giants-canceled	
11/7			St. Louis-canceled	
11/14			@ San Francisco-canceled	
11/21	W	14	Tampa Bay (49,578)	9
11/25	W	31	Cleveland (46,267)	14
12/5	W	24	@ Washington (54,633)	10
12/13	W	37	@ Houston (51,808)	7
12/19	W	21	New Orleans (64,506)	7
12/26	L	20	Philadelphia (46,199)	24
1/3/83	L	27	@ Minnesota (60,007)	31
		226		145

1982 SUPER BOWL TOURNAMENT

1/9/83	W	30	Tampa Bay (65,042)	17
--------	---	----	--------------------	----

1982 SUPER BOWL TOURNAMENT

1/16/83	W	37	Green Bay (63,972)	26
---------	---	----	--------------------	----

1982 NFC CHAMPIONSHIP GAME

1/22/83	L	17	Washington (55,045)	31
---------	---	----	---------------------	----

1983 (12-4)

Tom Landry, Head Coach

Second place, NFC East

9/5	W	31	@ Washington (55,045)	30
9/11	W	34	@ St. Louis (48,532)	17
9/18	W	28	N.Y. Giants (62,347)	13
9/25	W	21	New Orleans (62,136)	17
10/2	W	37	@ Minnesota (60,774)	20
10/9	W	27	Tampa Bay (63,308)(OT)	24
10/16	W	37	Philadelphia (63,070)	7
10/23	L	38	L.A. Raiders (64,991)	40
10/30	W	38	@ St. Louis (76,142)	20
11/6	W	27	@ Philadelphia (71,236)	20
11/13	L	23	@ San Diego (46,192)	24
11/20	W	41	Kansas City (64,103)	21
11/24	W	35	St. Louis (60,764)	17
12/4	W	35	@ Seattle (63,352)	10
12/11	L	10	Washington (65,074)	31
12/19	L	17	@ San Francisco (59,957)	42
		479		360

1983 NFC WILD CARD GAME

12/26	L	17	L.A. Rams (43,521)	24
-------	---	----	--------------------	----

1984 (9-7)

Tom Landry, Head Coach

Fourth place, NFC East

9/3	W	20	@ L.A. Rams (65,403)	13
9/9	L	7	@ N.Y. Giants (75,921)	28
9/16	W	23	Philadelphia (64,521)	17
9/23	W	20	Green Bay (64,222)	6
9/30	W	23	@ Chicago (63,623)	14
10/7	L	20	St. Louis (61,438)	31
10/14	L	14	@ Washington (55,431)	34
10/21	W	30	N. Orleans (50,966)(OT)	27
10/28	W	22	Indianapolis (58,724)	3
11/4	L	7	N.Y. Giants (60,235)	19
11/11	W	24	@ St. Louis (48,721)	14
11/18	L	3	@ Buffalo (74,391)	17
11/22	W	20	New England (55,341)	17
12/2	W	26	@ Philadelphia (66,322)	10
12/9	L	28	Washington (64,286)	30
12/17	L	21	@ Miami (74,139)	28
		308		308

1985 (10-6)

Tom Landry, Head Coach

First place, NFC East

9/9	W	44	Washington (62,292)	14
9/15	L	21	@ Detroit (72,985)	26
9/22	W	20	Cleveland (61,456)	7
9/29	W	17	@ Houston (49,686)	10
10/6	W	30	@ N.Y. Giants (74,981)	29
10/13	W	27	Pittsburgh (62,932)	13
10/20	L	14	@ Philadelphia (70,114)	16
10/27	W	24	Atlanta (57,941)	10
11/4	L	10	@ St. Louis (49,347)	21
11/10	W	13	@ Washington (55,750)	7
11/17	L	0	Chicago (63,855)	44
11/24	W	34	Philadelphia (54,047)	17
11/28	W	35	St. Louis (54,125)	17
12/8	L	24	@ Cincinnati (56,936)	50
12/15	W	28	N.Y. Giants (62,310)	21
12/22	L	16	@ San Francisco (60,114)	31
		357		333

1985 DIVISIONAL PLAYOFF

1/4/86	L	0	L.A. Rams (66,351)	20
--------	---	---	--------------------	----

1986 (7-9)

Tom Landry, Head Coach

Third place, NFC East

9/8	W	31	N.Y. Giants (59,804)	28
9/14	W	31	@ Detroit (73,812)	7
9/21	L	35	Atlanta (62,880)	37
9/29	W	31	@ St. Louis (49,077)	7
10/5	L	14	@ Denver (76,082)	29
10/12	W	30	Washington (63,264)	6
10/19	W	17	@ Philadelphia (68,572)	14
10/26	W	37	St. Louis (60,756)	6
11/2	L	14	@ N.Y. Giants (74,871)	17
11/9	L	13	L.A. Raiders (61,706)	17
11/16	W	24	@ San Diego (55,622)	21

THE HISTORY



1986, Cont.

11/23	L	14	@ Washington (55,642)	41
11/27	L	14	Seattle (58,023)	31
12/7	L	10	@ L.A. Rams (64,949)	29
12/14	L	21	Philadelphia (46,117)	23
12/21	L	10	Chicago (57,256)	24
		346		337

1987 (7-8)

Tom Landry, Head Coach Second place, NFC East

9/13	L	13	@ St. Louis (47,241)	24
9/20	W	16	@ N.Y. Giants (73,426)	14
9/27			Buffalo-canceled	
10/4	W	38	@ N.Y. Jets (12,370)	24
10/11	W	41	Philadelphia (40,622)	22
10/19	L	7	Washington (60,415)	13
10/25	L	20	@ Philadelphia (61,630)	37
11/2	W	33	N.Y. Giants (55,730)	24
11/8	L	17	@ Detroit (45,325)	27
11/15	W	23	@ N. England (60,567)(OT)	17
11/22	L	14	Miami (56,519)	20
11/26	L	38	Minnesota (54,229)(OT)	44
12/6	L	10	Atlanta (40,103)	21
12/13	L	20	@ Washington (54,882)	24
12/21	W	29	@ L.A. Rams (60,700)	21
12/27	W	21	St. Louis (36,788)	16
		340		348

1988 (3-13)

Tom Landry, Head Coach Fifth place, NFC East

9/4	L	21	@ Pittsburgh (56,813)	24
9/12	W	17	@ Phoenix (67,139)	14
9/18	L	10	N.Y. Giants (55,325)	12
9/25	W	26	Atlanta (39,702)	20
10/3	L	17	@ New Orleans (68,474)	20
10/9	L	17	Washington (63,235)	35
10/16	L	7	@ Chicago (64,759)	17
10/23	L	23	@ Philadelphia (66,309)	24
10/30	L	10	Phoenix (42,196)	16
11/6	L	21	@ N.Y. Giants (75,826)	29
11/13	L	3	Minnesota (57,830)	43
11/20	L	24	Cincinnati (37,865)	38
11/24	L	17	Houston (50,845)	25
12/4	L	21	@ Cleveland (77,683)	17
12/11	W	24	@ Washington (51,526)	23
12/18	L	7	Philadelphia (46,131)	23
		265		381

1989 (1-15)

Jimmy Johnson, Head Coach Fifth place, NFC East

9/10	L	0	@ New Orleans (66,977)	28
9/17	L	21	@ Atlanta (55,285)	27
9/24	L	7	Washington (63,200)	30
10/1	L	13	N.Y. Giants (51,785)	30
10/8	L	13	@ Green Bay (56,656)	31
10/15	L	14	San Francisco (61,077)	31
10/22	L	28	@ Kansas City (76,841)	36
10/29	L	10	Phoenix (44,431)	19
11/5	W	13	@ Washington (53,187)	3
11/12	L	20	@ Phoenix (49,657)	24
11/19	L	14	Miami (56,044)	17
11/23	L	0	Philadelphia (54,444)	27
12/3	L	31	L.A. Rams (46,100)	35
12/10	L	10	@ Philadelphia (59,842)	20
12/16	L	0	@ N.Y. Giants (72,141)	15
12/24	L	10	Green Bay (41,265)	20
		204		393

1990 (7-9)

Jimmy Johnson, Head Coach Fourth place, NFC East

9/9	W	17	San Diego (48,063)	14
9/16	L	7	N.Y. Giants (61,090)	28
9/23	L	15	@ Washington (53,804)	19
9/30	L	17	@ N.Y. Giants (75,923)	31
10/7	W	14	Tampa Bay (60,076)	10
10/14	L	3	@ Phoenix (45,235)	20
10/21	W	17	@ Tampa Bay (68,315)	13
10/28	L	20	Philadelphia (62,605)	21
11/4	L	9	@ N.Y. Jets (68,086)	24
11/11	L	6	San Francisco (62,966)	24

11/18	W	24	@ L.A. Rams (58,589)	21
11/22	W	27	Washington (60,355)	17
12/2	W	17	New Orleans (60,087)	13
			— Bye —	
12/16	W	41	Phoenix (60,190)	10
12/23	L	3	@ Philadelphia (63,895)	17
12/30	L	7	@ Atlanta (50,097)	26
		244		308

1991 (11-5)

Jimmy Johnson, Head Coach Second place, NFC East

9/1	W	26	@ Cleveland (78,860)	14
9/9	L	31	Washington (63,025)	33
9/15	L	0	Philadelphia (62,656)	24
9/22	W	17	@ Phoenix (68,814)	9
9/29	W	21	N.Y. Giants (64,010)	16
10/6	W	20	@ Green Bay (53,695)	17
10/13	W	35	Cincinnati (63,275)	23
			— Bye —	
10/27	L	10	@ Detroit (74,906)	34
11/3	W	27	Phoenix (61,190)	7
11/10	L	23	@ Houston (63,001)(OT)	26
11/17	L	9	@ N.Y. Giants (76,410)	22
11/24	W	24	@ Washington (55,561)	21
11/28	W	20	Pittsburgh (62,253)	10
12/8	W	23	New Orleans (64,530)	14
12/15	W	25	@ Philadelphia (65,854)	13
12/22	W	31	Atlanta (60,962)	27
		342		310

1991 FIRST ROUND PLAYOFFS (Chicago)

12/29	W	17	Chicago (62,594)	13
-------	---	----	------------------	----

1991 DIVISIONAL PLAYOFFS (Detroit)

1/5/92	L	6	Detroit (78,290)	38
--------	---	---	------------------	----

1992 (13-3)

Jimmy Johnson, Head Coach First place, NFC East

9/7	W	23	Washington (63,538)	10
9/13	W	34	@ N.Y. Giants (76,430)	28
9/20	W	31	Phoenix (62,575)	20
			— Bye —	
10/5	L	7	@ Philadelphia (66,572)	31
10/11	W	27	Seattle (62,311)	0
10/18	W	17	Kansas City (64,115)	10
10/25	W	28	@ L.A. Raiders (91,505)	13
11/1	W	20	Philadelphia (65,012)	10
11/8	W	37	@ Detroit (74,816)	3
11/15	L	23	L.A. Rams (63,690)	27
11/22	W	16	@ Phoenix (72,439)	10
11/26	W	30	N.Y. Giants (62,416)	3
12/6	W	31	@ Denver (74,946)	27
12/13	L	17	@ Washington (56,437)	20
12/21	W	41	@ Atlanta (67,036)	17
12/27	W	27	Chicago (63,101)	14
		409		243

1992 DIVISIONAL PLAYOFFS (Dallas)

1/10/93	W	34	Philadelphia (63,721)	10
---------	---	----	-----------------------	----

1992 NFC CHAMPIONSHIP GAME (San Francisco)

1/17/93	W	30	San Francisco (64,920)	20
---------	---	----	------------------------	----

SUPER BOWL XXVII (Pasadena)

1/31/93	W	52	Buffalo (98,374)	17
---------	---	----	------------------	----

1993 (12-4)

Jimmy Johnson, Head Coach First place, NFC East

9/6	L	16	@ Washington (56,345)	35
9/12	L	10	Buffalo (63,226)	13
9/19	W	17	@ Phoenix (73,025)	10
			— Bye —	
10/3	W	36	Green Bay (63,568)	14
10/10	W	27	@ Indianapolis (60,453)	3
10/17	W	26	San Francisco (65,099)	17
			— Bye —	
10/31	W	23	@ Philadelphia (61,912)	10
11/7	W	31	N.Y. Giants (64,735)	9
11/14	W	20	Phoenix (64,224)	15
11/21	L	14	@ Atlanta (67,337)	27



1993, Cont.

11/25	L	14	Miami (60,198).....	16
12/6	W	23	Philadelphia (64,521).....	17
12/12	W	37	@ Minnesota (63,321).....	20
12/16	W	28	@ N.Y. Jets (73,233).....	7
12/26	W	38	Washington (64,497).....	3
1/2/94	W	16	@ N.Y. Giants (77,356)(OT).....	13
		376		229

1993 DIVISIONAL PLAYOFFS
(Dallas)

1/16/94	W	27	Green Bay (64,790).....	17
---------	---	----	-------------------------	----

1993 NFC CHAMPIONSHIP GAME
(Dallas)

1/23/94	W	38	San Francisco (64,902).....	21
---------	---	----	-----------------------------	----

SUPER BOWL XXVIII
(Atlanta)

1/30/94	W	30	Buffalo (72,817).....	13
---------	---	----	-----------------------	----

1994 (12-4)

Barry Switzer, Head Coach
First Place, NFC East

9/4	W	26	@ Pittsburgh (60,156).....	9
9/11	W	20	Houston (64,402).....	17
9/19	L	17	Detroit (64,102)(OT).....	20
9/25			— Bye —	
10/2	W	34	@ Washington (55,394).....	7
10/9	W	38	Arizona (64,518).....	3
10/16	W	24	Philadelphia (64,703).....	13
10/23	W	28	@ Arizona (71,023).....	21
10/30	W	23	@ Cincinnati (57,096).....	20
11/7	W	38	N.Y. Giants (64,836).....	10
11/13	L	14	@ San Francisco (69,014).....	21
11/20	W	31	Washington (64,644).....	7
11/24	W	42	Green Bay (64,597).....	31
12/4	W	31	@ Philadelphia (65,947).....	19
12/10	L	14	Cleveland (64,826).....	19
12/19	W	24	@ New Orleans (67,323).....	16
12/24	L	10	@ N.Y. Giants (66,943).....	15
		414		248

1994 DIVISIONAL PLAYOFFS
(Dallas)

1/8/95	W	35	Green Bay (64,745).....	9
--------	---	----	-------------------------	---

1994 NFC CHAMPIONSHIP GAME
(San Francisco)

1/15/95	L	28	San Francisco (69,125).....	38
---------	---	----	-----------------------------	----

1995 (12-4)

Barry Switzer, Head Coach
First Place, NFC East

9/4	W	35	@ N.Y. Giants (77,454).....	0
9/10	W	31	Denver (64,578).....	21
9/17	W	23	@ Minnesota (60,088) (OT).....	17
9/24	W	34	Arizona (64,560).....	20
10/1	L	23	@ Washington (55,489).....	27
10/8	W	34	Green Bay (64,806).....	24
10/15	W	23	@ San Diego (62,664).....	9
10/22			— Bye —	
10/29	W	28	@ Atlanta (70,089).....	13
11/6	W	34	Philadelphia (64,876).....	12
11/12	L	20	San Francisco (65,180).....	38
11/19	W	34	@ Oakland (54,092).....	21
11/23	W	24	Kansas City (64,901).....	12
12/3	L	17	Washington (64,866).....	24
12/10	L	17	@ Philadelphia (66,198).....	20
12/17	W	21	N.Y. Giants (64,400).....	20
12/25	W	37	@ Arizona (72,394).....	13
		435		291

1995 DIVISIONAL PLAYOFFS
(Dallas)

1/7/96	W	30	Philadelphia (64,371).....	11
--------	---	----	----------------------------	----

1995 NFC CHAMPIONSHIP GAME
(Dallas)

1/14/96	W	38	Green Bay (65,135).....	27
---------	---	----	-------------------------	----

SUPER BOWL XXX
(Phoenix)

1/28/96	W	27	Pittsburgh (76,347).....	17
---------	---	----	--------------------------	----

1996 (10-6)

Barry Switzer, Head Coach
First Place, NFC East

9/2	L	6	@ Chicago (63,076).....	22
9/8	W	27	N.Y. Giants (63,069).....	0
9/15	L	24	Indianapolis (63,021).....	25
9/22	L	7	@ Buffalo (76,098).....	10
9/30	W	23	@ Philadelphia (67,201).....	19
10/6			— Bye —	
10/13	W	17	Arizona (64,096).....	3
10/20	W	32	Atlanta (64,091).....	28
10/27	W	29	@ Miami (75,283).....	10
11/3	L	21	Philadelphia (64,952).....	31
11/10	W	20	@ San Fran. (68,919) (OT).....	17
11/18	W	21	Green Bay (65,032).....	6
11/24	L	6	@ N.Y. Giants (77,081).....	20
11/28	W	21	Washington (64,955).....	10
12/8	W	10	@ Arizona (70,763).....	6
12/15	W	12	New England (64,578).....	6
12/22	L	10	@ Washington (56,454).....	37
		286		250

1996 NFC WILD CARD GAME
(Dallas)

12/28	W	40	Minnesota (64,682).....	15
-------	---	----	-------------------------	----

1996 DIVISIONAL PLAYOFFS
(Charlotte)

1/5/97	L	17	Carolina (72,808).....	26
--------	---	----	------------------------	----

1997 (6-10)

Barry Switzer, Head Coach
Fourth Place, NFC East

8/31	W	37	@ Pittsburgh (60,396).....	7
9/7	L	22	@ Arizona (71,578)(OT).....	25
9/15	W	21	Philadelphia (63,942).....	20
9/21			— Bye —	
9/28	W	27	Chicago (64,082).....	3
10/5	L	17	@ N.Y. Giants (77,137).....	20
10/13	L	16	@ Washington (76,159).....	21
10/19	W	26	Jacksonville (64,464).....	22
10/26	L	12	@ Philadelphia (67,106).....	13
11/2	L	10	@ San Francisco (68,657).....	17
11/9	W	24	Arizona (64,302).....	6
11/16	W	17	Washington (64,559).....	14
11/23	L	17	@ Green Bay (60,111).....	45
11/27	L	14	Tennessee (63,421).....	27
12/8	L	13	Carolina (63,251).....	23
12/14	L	24	@ Cincinnati (60,043).....	31
12/21	L	7	N.Y. Giants (63,746).....	20
		304		314

1998 (10-6)

Chan Gailey, Head Coach
First Place, NFC East

9/6	W	38	Arizona (63,602).....	10
9/13	L	23	@ Denver (75,013).....	42
9/21	W	31	@ N.Y. Giants (78,039).....	7
9/27	L	12	Oakland (63,544).....	13
10/4	W	31	@ Washington (72,284).....	10
10/11	W	27	Carolina (64,181).....	20
10/18	L	12	@ Chicago (59,201).....	13
10/25			— Bye —	
11/2	W	34	@ Philadelphia (67,002).....	0
11/8	W	16	N.Y. Giants (64,316).....	6
11/15	W	35	@ Arizona (69,923).....	28
11/22	W	30	Seattle (64,142).....	22
11/26	L	36	Minnesota (64,366).....	46
12/6	L	3	@ New Orleans (65,065).....	22
12/13	L	17	@ Kansas City (77,697).....	20
12/20	W	13	Philadelphia (62,722).....	9
12/27	W	23	Washington (63,565).....	7
		381		275

1998 NFC WILD CARD GAME
(Dallas)

1/2/99	L	7	Arizona (62,969).....	20
--------	---	---	-----------------------	----

1999 (8-8)

Chan Gailey, Head Coach
Second Place, NFC East

9/12	W	41	@ Washington (79,237) (OT).....	35
9/20	W	24	Atlanta (63,663).....	7



1999, Cont.

9/26			— Bye —	
10/3	W	35	Arizona (64,169).....	7
10/10	L	10	@ Philadelphia (66,669).....	13
10/18	L	10	@ N.Y. Giants (78,204).....	13
10/24	W	38	Washington (64,377).....	20
10/31	L	24	@ Indianapolis (56,860).....	34
11/8	L	17	@ Minnesota (64,111).....	27
11/14	W	27	Green Bay (64,634).....	13
11/21	L	9	@ Arizona (72,015).....	13
11/25	W	20	Miami (64,328).....	0
12/5	L	6	@ New England (58,444).....	13
12/12	W	20	Philadelphia (64,086).....	10
12/19	L	21	N.Y. Jets (64,271).....	22
12/24	L	24	@ New Orleans (47,835).....	31
1/2/00	W	26	N.Y. Giants (63,767).....	18
		352		276

1999 NFC WILD CARD GAME

(Minnesota)

1/9/00	L	10	Minnesota (64,056).....	27
--------	---	----	-------------------------	----

Preseason Results

1960 (1-5)

8/6	L	10	San Francisco @Seattle (22,000).....	16
8/13	L	13	St. Louis @San Antonio (14,000).....	20
8/19	L	10	Baltimore (40,000).....	14
8/27	W	14	New York @Louisville (10,663).....	3
9/4	L	14	Los Angeles @Pendleton (13,500).....	49
9/11	L	23	Green Bay @Minneapolis (20,121).....	28

1961 (2-3)

8/5	W	38	Minnesota @Sioux Falls (4,954).....	13
8/11	L	7	Green Bay (30,000).....	30
8/26	L	10	New York @Albuquerque (21,500).....	28
9/1	W	35	Baltimore @Norman (19,000).....	24
9/9	L	10	San Fran. @Sacramento (22,130).....	24

1962 (0-5)

8/10	L	7	Green Bay (54,500).....	31
8/18	L	24	Detroit @Cleveland (77,683).....	35
8/25	L	10	Baltimore @Roanoke (14,000).....	24
9/1	L	7	San Fran. @Sacramento (20,000).....	26
9/8	L	26	Minnesota @Atlanta (12,500).....	45

1963 (3-2)

8/8	W	17	@ Los Angeles (70,675).....	14
8/17	L	10	Green Bay (53,121).....	31
8/24	L	17	Los Angeles @Portland (29,349).....	20
8/30	W	37	San Fran. @Bakersfield (9,927).....	24
9/7	W	27	Detroit @New Orleans (51,218).....	17

1964 (1-4)

8/8	L	6	@ Los Angeles (57,450).....	17
8/15	W	34	San Francisco @Portland (24,679).....	23
8/22	L	16	Los Angeles @Portland (30,565).....	25
8/29	L	3	Green Bay (60,057).....	35
9/5	L	6	Chicago @New Orleans (35,000).....	21

1965 (2-3)

8/17	L	0	@ Los Angeles (31,579).....	9
8/21	L	7	San Francisco @Portland (24,837).....	27
8/28	W	21	Green Bay (67,954).....	12
9/3	L	17	Minnesota @Birmingham (41,500).....	57
9/11	W	34	Chicago @Tulsa (33,525).....	21

1966 (5-0)

8/7	W	24	@ San Francisco (28,899).....	13
8/13	W	20	@ Los Angeles (44,217).....	10
8/20	W	21	Green Bay (75,504).....	3
8/27	W	20	Detroit @Tulsa (31,250).....	10
9/2	W	28	Minnesota (58,316).....	24

1967 (2-3)

8/12	L	6	@ Los Angeles (57,595).....	20
8/20	W	30	@ San Francisco (31,212).....	24
8/28	L	3	Green Bay (78,087).....	20
9/2	W	30	@ Houston (53,125).....	17
9/9	L	7	Baltimore (58,492).....	33

1968 (3-3)

8/3	L	24	Chicago @Canton (14,578).....	30
8/11	W	16	@ San Francisco (27,530).....	14
8/17	W	42	@ Los Angeles (64,978).....	10
8/24	L	27	Green Bay (72,014).....	31
8/31	W	33	@ Houston (52,289).....	19
9/7	L	10	Baltimore (69,520).....	16

1969 (4-2)

8/8	L	17	@ Los Angeles (87,381).....	24
8/17	W	20	@ San Francisco (33,894).....	17
8/23	W	31	Green Bay (73,764).....	13
8/28	W	14	@ Houston (55,310).....	11
9/6	W	25	N.Y. Jets (74,771).....	9
9/14	L	7	Baltimore (58,975).....	23

1970 (1-5)

8/8	W	20	@ San Diego (39,392).....	10
8/15	L	10	@ Los Angeles (64,646).....	17
8/22	L	34	Green Bay (72,389).....	35
8/29	L	21	@ Houston (46,548).....	37
9/5	L	0	Kansas City (69,065).....	13
9/13	L	21	N.Y. Jets (55,297).....	29

1971 (6-0)

8/6	W	45	@ Los Angeles (87,187).....	21
8/14	W	36	New Orleans (73,560).....	21
8/20	W	16	Cleveland (69,099).....	15
8/26	W	28	@ Houston (49,078).....	20
9/3	W	27	@ Baltimore (22,291).....	14
9/11	W	24	Kansas City (74,035).....	17

1972 (6-1)

7/28	W	20	College All-Stars @ Chi. (54,162).....	7
8/5	W	26	Houston (65,405).....	24
8/12	W	27	@ Los Angeles (66,051).....	13
8/19	W	30	@ New Orleans (81,070).....	7
8/26	W	34	N.Y. Jets (65,386).....	27
9/2	L	10	@ Kansas City (79,592).....	20
9/9	W	16	Oakland (62,607).....	10

1973 (4-2)

8/3	W	24	@ Los Angeles (75,461).....	7
8/11	L	26	@ Oakland (53,723).....	27
8/18	W	24	New Orleans (61,022).....	14
8/23	L	24	@ Houston (46,942).....	27
9/1	W	27	Kansas City (57,468).....	16
9/6	W	26	Miami (61,378).....	23

1974 (3-3)

8/3	L	7	@ Oakland (41,049).....	27
8/10	W	13	@ Los Angeles (46,468).....	6
8/17	W	19	Houston (53,148) (OT).....	13
8/24	L	7	@ New Orleans (56,563).....	16
8/31	W	25	Kansas City (43,492).....	16
9/5	L	15	Pittsburgh (43,900).....	41

1975 (2-4)

8/9	L	7	@ Los Angeles (62,843).....	35
8/18	L	20	@ Kansas City (35,630).....	26
8/23	L	13	Minnesota (45,395).....	16
8/30	W	17	@ Houston (46,951).....	14
9/5	L	20	Oakland (39,562).....	31
9/13	W	17	Pittsburgh (43,186).....	16

1976 (3-3)

7/31	L	14	@ Oakland (52,391).....	17
8/7	L	14	@ Los Angeles (60,158).....	26
8/14	L	9	Denver (54,567).....	13
8/21	W	36	Detroit @Memphis (30,340).....	16
8/28	W	20	Pittsburgh (64,264).....	10
9/4	W	26	Houston (58,844) (OT).....	20

1977 (3-3)

8/6	W	34	San Diego (59,504).....	14
8/13	L	17	@ Seattle (58,789) (OT).....	23
8/20	L	14	Miami (56,820).....	20
8/27	W	23	Baltimore (54,835).....	21
9/3	L	14	@ Houston (49,777).....	23
9/8	W	30	Pittsburgh (49,824).....	0

1978 (3-1)

8/5	W	41	San Francisco (63,736).....	24
8/12	W	21	@ Denver (74,619).....	14
8/19	L	13	Houston (62,242).....	27
8/26	W	16	Pittsburgh (59,747).....	13

1979 (3-2)

7/28	L	13	Oakland @Canton (20,648).....	20
8/4	W	7	Denver (61,192).....	6
8/12	L	17	@ Seattle (59,803).....	27
8/18	W	16	Houston (62,803).....	13
8/25	W	16	Pittsburgh (64,543).....	14

1980 (3-1)

8/9	W	17	Green Bay (54,876).....	14
8/16	W	19	@ Los Angeles (63,283).....	16
8/23	W	20	Houston (63,658).....	13
8/30	L	10	Pittsburgh (62,795).....	31

**1981 (2-2)**

8/8	L	17	Green Bay (55,987)	21
8/15	L	21	@ Los Angeles (61,459)	33
8/22	W	24	Pittsburgh (63,504)	14
8/29	W	28	Houston (63,799)	20

1982 (3-1)

8/14	L	10	Buffalo (46,612)	14
8/21	W	26	@ San Diego (49,182)	16
8/28	W	36	New England (60,113)	21
9/4	W	20	Houston (60,150)	14

1983 (3-1)

8/6	W	20	Miami (46,826)	17
8/15	W	30	@ L.A. Rams (54,268)	7
8/20	L	7	Pittsburgh (62,164)	24
8/27	W	34	Houston (54,363)	31

1984 (3-1)

8/4	W	31	Green Bay (43,371)	17
8/11	W	24	@ San Diego (50,740)	13
8/16	L	10	Pittsburgh (55,658)	20
8/25	W	31	Houston (53,877)	24

1985 (4-0)

8/10	W	27	Green Bay (41,847)	3
8/17	W	27	@ San Diego (48,596) (OT)	24
8/26	W	15	Chicago (49,540)	13
8/31	W	20	Houston (53,812)	10

1986 (0-5)

8/3	L	6	Chicago @ London (82,699)	17
8/9	L	0	@ San Diego (47,744)	20
8/16	L	19	@ L.A. Rams (52,153)	24
8/22	L	28	Pittsburgh (54,299)	41
8/30	L	14	Houston (62,239)	17

1987 (1-3)

8/15	L	0	@ San Diego (48,020)	29
8/22	W	13	@ San Francisco (57,598)	3
8/30	L	10	L.A. Raiders (46,666)	34
9/5	L	13	Houston (47,043)	18

1988 (2-2)

8/6	L	21	@ San Diego (40,110)	24
8/13	W	27	@ L.A. Raiders (40,774)	17
8/22	W	17	Chicago (47,796)	9
8/27	L	10	Houston (48,400)	54

1989 (3-1)

8/13	W	20	@ San Diego (45,203)	3
8/19	W	27	@ L.A. Raiders (32,358)	20
8/26	L	21	@ Denver (74,076) (OT)	24
9/2	W	30	Houston (63,582)	28

1990 (1-3)

8/11	L	16	@ San Diego (42,221)	28
8/18	L	14	@ L.A. Raiders (28,273)	16
8/25	W	20	Pittsburgh (47,723)	9
9/1	L	6	Houston (55,499)	27

1991 (2-2)

8/3	W	24	@ Kansas City (56,038)	14
8/12	L	12	L.A. Raiders (55,981)	17
8/18	L	20	@ Houston (53,314)	30
8/23	W	20	Atlanta (53,889) (OT)	17

1992 (2-3)

8/2	L	23	Houston @ Tokyo (51,058)	34
8/7	W	27	@ Miami (50,803)	24
8/15	L	16	Houston (61,334)	17
8/22	W	17	Denver (61,485)	3
8/28	L	13	Chicago (60,218)	20

1993 (1-3-1)

8/1	L	7	Minnesota (60,010)	13
8/8	T	13	Detroit @ London (43,522) (OT)	13
8/14	W	13	L.A. Raiders (60,411)	7
8/21	L	20	Houston @ San Antonio (63,285)	23
8/27	L	21	@ Chicago (56,181)	23

1994 (2-3)

7/31	W	17	Minnesota (59,062)	9
8/7	L	19	L.A. Raiders (61,932)	27
8/15	L	0	Houston @ Mexico City (112,376)	6
8/21	W	34	Denver (63,923)	10
8/25	L	10	@ New Orleans (57,281)	28

1995 (2-3)

7/29	W	21	Buffalo (62,752)	15
8/5	L	14	Oakland (62,031)	27
8/12	L	7	Buffalo @ Toronto (55,799)	9
8/21	L	17	@ Denver (72,451)	20
8/26	W	10	Houston @ San Antonio (52,512)	0

1996 (2-3)

7/27	W	35	Oakland (61,524)	34
8/5	L	6	Kan. City @ Monterrey (45,128)	32
8/12	L	7	New England (57,874)	31
8/17	L	3	Denver (56,115)	20
8/24	W	24	Houston @ Orlando (44,296)	19

1997 (2-2)

8/3	L	27	Oakland (61,028)	34
8/8	L	10	@ New England (58,440)	16
8/15	W	34	St. Louis (60,402)	31
8/22	W	34	Tennessee (61,001)	10

1998 (0-5)

8/1	L	19	Seattle (59,357)	20
8/8	L	3	Oakland (61,048)	16
8/17	L	3	New England @ Mexico City (106,424)	21
8/22	L	14	@ St. Louis (56,461)	22
8/27	L	20	@ Jacksonville (71,526)	42

1999 (1-4)

8/9	L	17	Cleveland @ Canton (25,156) (OT)	20
8/15	L	3	@ Oakland (35,909)	10
8/21	L	14	@ New England (50,816)	34
8/29	W	22	Denver (61,893)	12
9/2	L	6	Jacksonville (58,872)	27

All-Time Preseason Record (96-102-1)

Arizona	0-1
Atlanta	1-0
Baltimore	0-0
Buffalo	1-2
Carolina	0-0
Chicago	3-5
Cincinnati	0-0
Cleveland	1-1
College All-Stars	1-0
Denver	5-4
Detroit	3-1-1
Green Bay	6-9
Indianapolis	3-5
Jacksonville	0-2
Kansas City	4-4
Miami	3-1

Minnesota	3-4
New England	1-4
New Orleans	3-2
New York Giants	1-1
New York Jets	2-1
Oakland	5-14
Philadelphia	0-0
Pittsburgh	7-5
St. Louis	10-12
San Diego	6-4
San Francisco	8-4
Seattle	0-3
Tampa Bay	0-0
Tennessee	19-13
Washington	0-0



THE OPPONENTS

Arizona Cardinals
 (Dallas Leads Series 50-25-1)

Year	Site	Winner-Score	Att.
1960	St. Louis	St. Louis, 12-10	23,128
1961	Dallas	St. Louis, 31-17	20,500
1961	St. Louis	St. Louis, 31-13	15,384
1962	Dallas	St. Louis, 28-24	16,027
1962	St. Louis	St. Louis, 52-20	14,201
1963	Dallas	St. Louis, 34-7	36,432
1963	St. Louis	Dallas, 28-24	12,695
1964	Dallas	St. Louis, 16-6	36,605
1964	St. Louis	Dallas, 31-13	28,253
1965	St. Louis	St. Louis, 20-13	32,034
1965	Dallas	Dallas, 27-13	38,499
1966	St. Louis	Tie, 10-10	50,673
1966	Dallas	Dallas, 31-17	76,965
1967	Dallas	Dallas, 46-21	68,787
1968	Dallas	Dallas, 27-10	48,296
1969	Dallas	Dallas, 24-3	62,134
1970	St. Louis	St. Louis, 20-7	50,780
1970	Dallas	St. Louis, 38-0	69,323
1971	St. Louis	Dallas, 16-13	50,486
1971	Dallas	Dallas, 31-12	66,672
1972	Dallas	Dallas, 33-24	65,218
1972	St. Louis	Dallas, 27-6	49,787
1973	Dallas	Dallas, 45-10	64,729
1973	St. Louis	Dallas, 30-3	43,946
1974	St. Louis	St. Louis, 31-28	49,885
1974	Dallas	Dallas, 17-14	64,146
1975	Dallas	Dallas, 37-31 (OT)	52,417
1975	St. Louis	St. Louis, 31-17	49,701
1976	St. Louis	St. Louis, 21-17	50,317
1976	Dallas	Dallas, 19-14	62,498
1977	St. Louis	Dallas, 30-24	50,129
1977	Dallas	St. Louis, 24-17	64,038
1978	Dallas	Dallas, 21-12	62,760
1978	St. Louis	Dallas, 24-21 (OT)	48,991
1979	St. Louis	Dallas, 22-21	50,855
1979	Dallas	Dallas, 22-13	64,300
1980	St. Louis	Dallas, 27-24	50,701
1980	Dallas	Dallas, 31-21	52,567
1981	Dallas	Dallas, 30-17	63,602
1981	St. Louis	St. Louis, 20-17	49,777
1982	St. Louis	Dallas, 24-7	50,705
1983	St. Louis	Dallas, 34-17	48,532
1983	Dallas	Dallas, 35-17	60,764
1984	Dallas	St. Louis, 31-20	61,438
1984	St. Louis	Dallas, 24-17	48,721
1985	St. Louis	St. Louis, 21-10	49,347
1985	Dallas	Dallas, 35-17	54,125
1986	St. Louis	Dallas, 31-7	49,077
1986	Dallas	Dallas, 37-6	60,756
1987	St. Louis	St. Louis, 24-13	47,241
1987	Dallas	Dallas, 21-16	36,788
1988	Phoenix	Dallas, 17-14	67,139
1988	Dallas	Phoenix, 16-10	42,196
1989	Dallas	Phoenix, 19-10	44,431
1989	Phoenix	Phoenix, 24-20	49,657
1990	Phoenix	Phoenix, 20-3	45,235
1990	Dallas	Dallas, 41-10	60,190
1991	Phoenix	Dallas, 17-9	68,814
1991	Dallas	Dallas, 27-7	61,190
1992	Dallas	Dallas, 31-20	62,575
1992	Phoenix	Dallas, 16-10	72,439
1993	Phoenix	Dallas, 17-10	73,025
1993	Dallas	Dallas, 20-15	64,224
1994	Dallas	Dallas, 38-3	64,518
1994	Arizona	Dallas, 28-21	71,023
1995	Dallas	Dallas, 34-20	64,560
1995	Arizona	Dallas, 37-13	72,394
1996	Dallas	Dallas, 17-3	64,096
1996	Arizona	Dallas, 10-6	70,763
1997	Arizona	Arizona, 25-22 (OT)	71,578
1997	Dallas	Dallas, 24-6	64,302
1998	Dallas	Dallas, 38-10	63,602
1998	Arizona	Dallas, 35-28	69,923
1998*	Dallas	Arizona, 20-7	62,969
1999	Dallas	Dallas, 35-7	64,169
1999	Arizona	Arizona, 13-9	72,015

2000 Sept. 10 at Arizona

2000 Oct. 22 at Dallas

*NFC Wild Card Game

ARIZONA CARDINALS

'99 Results (6-10)	'00 Schedule
25 @ Philadelphia	24 Sept. 3 at N.Y. Giants
16 @ Miami	19 Sept. 10 Dallas
10 San Francisco	24 Sept. 17 Open
7 @ Dallas	35 Sept. 24 Green Bay
14 N.Y. Giants	3 Oct. 1 @ San Francisco
10 Washington	24 Oct. 8 Cleveland
3 New England	27 Oct. 15 Philadelphia
7 @ N.Y. Jets	12 Oct. 22 @ Dallas
23 Detroit	19 Oct. 29 New Orleans
13 Dallas	9 Nov. 5 Washington
34 @ N.Y. Giants	24 Nov. 12 @ Minnesota
21 Philadelphia	17 Nov. 19 @ Philadelphia
3 @ Washington	28 Nov. 26 N.Y. Giants
21 Buffalo	31 Dec. 3 @ Cincinnati
14 @ Atlanta	37 Dec. 10 @ Jacksonville
24 @ Green Bay	49 Dec. 17 Baltimore
245	382 Dec. 24 @ Washington

Atlanta Falcons
 (Dallas Leads Series, 14-6)

Year	Site	Winner-Score	Att.
1966	Atlanta	Dallas, 47-14	56,990
1967	Dallas	Dallas, 37-7	54,751
1969	Atlanta	Dallas, 24-17	54,833
1970	Dallas	Dallas, 13-0	53,611
1974	Atlanta	Dallas, 24-0	52,322
1976	Atlanta	Atlanta, 17-10	54,972
1978*	Dallas	Dallas, 27-20	60,388
1980*	Atlanta	Dallas, 30-27	60,022
1985	Dallas	Dallas, 24-10	57,941
1986	Dallas	Atlanta, 37-35	62,880
1987	Dallas	Atlanta, 21-10	40,103
1988	Dallas	Dallas, 26-20	39,702
1989	Atlanta	Atlanta, 27-21	55,285
1990	Atlanta	Atlanta, 26-7	50,097
1991	Dallas	Dallas, 31-27	60,962
1992	Atlanta	Dallas, 41-17	67,036
1993	Atlanta	Atlanta, 27-14	67,337
1995	Atlanta	Dallas, 28-13	70,089
1996	Dallas	Dallas, 32-28	64,091
1999	Dallas	Dallas, 24-7	63,663

*NFC Divisional Playoffs

Baltimore Ravens
 (Series Tied, 0-0)

Year	Site	Winner-Score	Att.
2000	Nov. 19 at Baltimore		

BALTIMORE RAVENS

'99 Results (8-8)	'00 Schedule
10 @ St. Louis	27 Sept. 3 @ Pittsburgh
20 Pittsburgh	23 Sept. 10 Jacksonville
17 Cleveland	10 Sept. 17 @ Miami
19 @ Atlanta (OT)	13 Sept. 24 Cincinnati
11 @ Tennessee	14 Oct. 1 @ Cleveland
8 Kansas City	35 Oct. 8 @ Jacksonville
10 Buffalo	13 Oct. 15 @ Washington
41 @ Cleveland	9 Oct. 22 Tennessee
3 @ Jacksonville	6 Oct. 29 Pittsburgh
34 @ Cincinnati	31 Nov. 5 @ Cincinnati
23 Jacksonville	30 Nov. 12 @ Tennessee
41 Tennessee	14 Nov. 19 Dallas
31 @ Pittsburgh	24 Nov. 26 Cleveland
31 New Orleans	8 Dec. 3 Open
22 Cincinnati	0 Dec. 10 San Diego
3 @ New England	20 Dec. 17 @ Arizona
324	277 Dec. 24 N.Y. Jets





THE HISTORY

Buffalo Bills (Dallas Leads Series, 5-3)

Year	Site	Winner-Score	Att.
1971	Buffalo	Dallas, 49-37	46,206
1976	Dallas	Dallas, 17-10	51,779
1981	Dallas	Dallas, 27-14	62,583
1984	Buffalo	Buffalo, 14-3	74,391
1992*	Pasadena	Dallas, 52-17	98,374
1993	Dallas	Buffalo, 13-10	63,226
1993**	Atlanta	Dallas, 30-13	72,817
1996	Buffalo	Buffalo, 10-7	78,098

*Super Bowl XXVII, Jan. 31, 1993

**Super Bowl XXVIII, Jan. 30, 1994

Carolina Panthers (Carolina Leads Series 2-1)

Year	Site	Winner-Score	Att.
1996*	Carolina	Carolina, 26-17	72,808
1997	Dallas	Carolina, 23-13	63,251
1998	Dallas	Dallas, 27-20	64,181

2000 Oct. 1 at Carolina

*NFC Divisional Playoffs

CAROLINA PANTHERS

'99 Results (8-8)		'00 Schedule	
10	@ New Orleans	19	Sept. 3 @ Washington
20	Jacksonville	22	Sept. 10 @ San Fran.
27	Cincinnati	3	Sept. 17 Atlanta
36	@ Washington	38	Sept. 24 Open
31	@ San Francisco	29	Oct. 1 Dallas
9	Detroit	24	Oct. 8 Seattle
20	@ Atlanta	27	Oct. 15 @ New Orleans
33	Philadelphia	7	Oct. 22 San Francisco
10	@ St. Louis	35	Oct. 29 @ Atlanta
31	@ Cleveland	17	Nov. 5 @ St. Louis
34	Atlanta	28	Nov. 12 New Orleans
21	St. Louis	34	Nov. 19 @ Minnesota
33	@ Green Bay	31	Nov. 27 Green Bay
41	San Francisco	24	Dec. 3 St. Louis
20	@ Pittsburgh	30	Dec. 10 @ Kansas City
45	New Orleans	13	Dec. 17 San Diego
421		381	Dec. 24 @ Oakland

Chicago Bears (Dallas Leads Series, 11-8)

Year	Site	Winner-Score	Att.
1960	Chicago	Chicago, 17-7	39,951
1962	Dallas	Chicago, 34-33	12,692
1964	Chicago	Dallas, 24-10	47,527
1968	Chicago	Dallas, 34-3	46,667
1971	Chicago	Chicago, 23-19	55,049
1973	Chicago	Dallas, 20-17	55,701
1976	Dallas	Dallas, 31-21	61,346
1977*	Dallas	Dallas, 37-7	62,920
1979	Dallas	Dallas, 24-20	64,056
1981	Dallas	Dallas, 10-9	63,499
1984	Chicago	Dallas, 23-14	63,623
1985	Dallas	Chicago, 44-0	63,855
1986	Dallas	Chicago, 24-10	57,256
1988	Chicago	Chicago, 17-7	64,759
1991**	Chicago	Dallas, 17-13	62,594
1992	Dallas	Dallas, 27-14	63,101
1996	Chicago	Chicago, 22-6	63,076
1997	Dallas	Dallas, 27-3	64,082
1998	Chicago	Chicago, 13-12	59,201

*NFC Divisional Playoffs

**NFC First-Round Playoffs

Cincinnati Bengals (Dallas Leads Series, 4-3)

Year	Site	Winner-Score	Att.
1973	Dallas	Dallas, 38-10	58,802
1979	Dallas	Dallas, 38-13	63,179
1985	Cincinnati	Cincinnati, 50-24	56,936
1988	Dallas	Cincinnati, 38-24	37,865
1991	Dallas	Dallas, 35-23	63,275

1994	Cincinnati	Dallas, 23-20	57,096
1997	Cincinnati	Cincinnati, 31-24	60,043

2000 Nov. 12 at Dallas

CINCINNATI BENGALS

'99 Results (4-12)		'00 Schedule	
35	@ Tennessee	36	Sept. 3 Open
7	San Diego	34	Sept. 10 Cleveland
3	@ Carolina	27	Sept. 17 @ Jacksonville
10	St. Louis	38	Sept. 24 @ Baltimore
18	@ Cleveland	17	Oct. 1 Miami
3	Pittsburgh	17	Oct. 8 Tennessee
3	@ Indianapolis	31	Oct. 15 @ Pittsburgh
10	Jacksonville	41	Oct. 22 Denver
20	@ Seattle	37	Oct. 29 @ Cleveland
14	Tennessee	34	Nov. 5 Baltimore
31	Baltimore	24	Nov. 12 @ Dallas
27	@ Pittsburgh	30	Nov. 19 @ New Eng.
44	San Francisco	20	Nov. 26 Pittsburgh
44	Cleveland	28	Dec. 3 Arizona
0	@ Baltimore	22	Dec. 10 @ Tennessee
7	@ Jacksonville	24	Dec. 17 Jacksonville
283		460	Dec. 24 @ Philadelphia

Cleveland Browns (Cleveland Leads Series, 17-10)

Year	Site	Winner-Score	Att.
1960	Dallas	Cleveland, 48-7	28,500
1961	Cleveland	Cleveland, 25-7	43,638
1961	Dallas	Cleveland, 38-17	23,500
1962	Cleveland	Cleveland, 19-10	40,040
1962	Dallas	Dallas, 45-21	24,226
1963	Dallas	Cleveland, 41-24	28,710
1963	Cleveland	Cleveland, 27-17	55,096
1964	Cleveland	Cleveland, 27-6	72,062
1964	Dallas	Cleveland, 20-16	37,456
1965	Cleveland	Cleveland, 23-17	80,451
1965	Dallas	Cleveland, 24-17	78,251
1966	Cleveland	Cleveland, 30-21	84,721
1966	Dallas	Dallas, 26-14	80,259
1967	Cleveland	Dallas, 21-14	81,039
1967	Dallas	Dallas, 52-14	70,786
1968	Dallas	Dallas, 28-7	68,733
1968*	Cleveland	Cleveland, 31-20	81,497
1969	Cleveland	Cleveland, 42-10	84,850
1969*	Dallas	Cleveland, 38-14	69,321
1970	Cleveland	Dallas, 6-2	75,458
1974	Dallas	Dallas, 41-17	48,754
1979	Cleveland	Cleveland, 26-7	80,123
1982	Dallas	Dallas, 31-14	46,267
1985	Dallas	Dallas, 20-7	61,456
1988	Cleveland	Cleveland, 24-21	77,683
1991	Cleveland	Dallas, 26-14	78,860
1994	Dallas	Cleveland, 19-14	64,826

*Eastern Conference Championship Game

Denver Broncos (Dallas Leads Series, 5-3)

Year	Site	Winner-Score	Att.
1973	Denver	Dallas, 22-10	51,706
1977	Dallas	Dallas, 14-6	63,752
1978*	New Orleans	Dallas, 27-10	76,400
1980	Denver	Denver, 41-20	74,919
1986	Denver	Denver, 29-14	76,082
1992	Denver	Dallas, 31-27	74,946
1995	Dallas	Dallas, 31-21	64,578
1998	Denver	Denver, 42-23	75,013

*Super Bowl XII, Jan. 15, 1978

Detroit Lions (Dallas Leads Series, 8-7)

Year	Site	Winner-Score	Att.
1960	Detroit	Detroit, 23-14	43,272
1963	Dallas	Dallas, 17-14	27,262
1968	Dallas	Dallas, 59-13	61,382
1970*	Dallas	Dallas, 5-0	73,167
1972	Dallas	Dallas, 28-24	65,378
1975	Detroit	Dallas, 36-10	79,784
1977	Dallas	Dallas, 37-0	63,160

Continued

THE HISTORY



Detroit Lions, Continued

1981	Detroit	Detroit, 27-24	79,694
1986	Detroit	Dallas, 31-7	73,812
1987	Detroit	Detroit, 27-17	45,325
1991	Detroit	Detroit, 34-10	74,906
1991*	Detroit	Detroit, 38-6	78,290
1992	Detroit	Dallas, 37-3	74,816
1994	Dallas	Detroit, 20-17 (OT)	64,102

*NFC Divisional Playoffs

Green Bay Packers

(Dallas Leads Series, 14-11)

Year	Site	Winner-Score	Att.
1960	Green Bay	Green Bay, 41-7	32,294
1964	Dallas	Green Bay, 45-21	44,975
1965	Milwaukee	Green Bay, 13-3	48,311
1966*	Dallas	Green Bay, 34-27	75,504
1967*	Green Bay	Green Bay, 21-17	50,861
1968	Dallas	Green Bay, 28-17	74,604
1970	Dallas	Dallas, 16-3	67,182
1972	Milwaukee	Green Bay, 16-14	47,103
1975	Dallas	Green Bay, 19-17	64,934
1978	Milwaukee	Dallas, 42-14	55,256
1980	Milwaukee	Dallas, 28-7	54,776
1982**	Dallas	Dallas, 37-26	63,972
1984	Dallas	Dallas, 20-6	64,222
1989	Green Bay	Green Bay, 31-13	56,656
1989	Dallas	Green Bay, 20-10	41,265
1991	Milwaukee	Dallas, 20-17	53,695
1993	Dallas	Dallas, 36-14	63,568
1993\$	Dallas	Dallas, 27-17	64,790
1994	Dallas	Dallas, 42-31	64,597
1994\$	Dallas	Dallas, 35-9	64,745
1995	Dallas	Dallas, 34-24	64,806
1995#	Dallas	Dallas, 38-27	65,135
1996	Dallas	Dallas, 21-6	65,032
1997	Green Bay	Green Bay, 45-17	60,111
1999	Dallas	Dallas, 27-13	64,634

\$NFC Divisional Playoffs

#NFC Championship Game

*NFL Championship Game

**Super Bowl Tournament

Indianapolis Colts

(Dallas Leads Series, 7-5)

Year	Site	Winner-Score	Att.
1960	Dallas	Baltimore, 45-7	25,500
1967	Baltimore	Baltimore, 23-17	60,238
1969	Dallas	Dallas, 27-10	63,191
1970*	Miami	Baltimore, 16-13	80,055
1972	Baltimore	Dallas, 21-0	58,992
1976	Dallas	Dallas, 30-27	64,237
1978	Dallas	Dallas, 38-0	64,224
1981	Baltimore	Dallas, 37-13	54,871
1984	Dallas	Dallas, 22-3	58,724
1993	Indianapolis	Dallas, 27-3	60,453
1996	Dallas	Indianapolis, 25-24	63,021
1999	Indianapolis	Indianapolis, 24-34	56,860

*Super Bowl V, Jan. 17, 1971

Jacksonville Jaguars

(Dallas Leads Series, 1-0)

Year	Site	Winner-Score	Att.
1997	Dallas	Dallas, 26-22	64,464
2000	Oct. 29 at Dallas		

Continued

JACKSONVILLE JAGUARS

'99 Results (14-2)

41	San Francisco	3
22	@ Carolina	20
19	Tennessee	20
17	@ Pittsburgh	3
16	@ New York Jets	7
24	Cleveland	6
41	@ Cincinnati	10
30	@ Atlanta	7
6	Baltimore	3
41	New Orleans	23
30	@ Baltimore	23
20	Pittsburgh	6
27	Denver	24
24	@ Cleveland	14
14	@ Tennessee	41
24	Cincinnati	7
396		217

'00 Schedule

Sept. 3	@ Cleveland
Sept. 10	@ Baltimore
Sept. 17	Cincinnati
Sept. 25	@ Indianapolis
Oct. 1	Pittsburgh
Oct. 8	Baltimore
Oct. 16	@ Tennessee
Oct. 22	Washington
Oct. 29	@ Dallas
Nov. 5	Open
Nov. 12	Seattle
Nov. 19	@ Pittsburgh
Nov. 26	Tennessee
Dec. 3	Cleveland
Dec. 10	Arizona
Dec. 17	@ Cincinnati
Dec. 23	@ N.Y. Giants

Kansas City Chiefs

(Dallas Leads Series, 4-3)

Year	Site	Winner-Score	Att.
1970	Kansas City	Dallas, 27-16	51,158
1975	Dallas	Kansas City, 34-31	63,539
1983	Dallas	Dallas, 41-21	64,103
1989	Kansas City	Kansas City, 36-28	76,841
1992	Dallas	Dallas, 17-10	64,115
1995	Dallas	Dallas, 24-12	64,901
1998	Kansas City	Kansas City, 20-17	77,697

Miami Dolphins

(Miami Leads Series, 6-4)

Year	Site	Winner-Score	Att.
1971*	N. Orleans	Dallas, 24-3	81,035
1973	Dallas	Miami, 14-7	64,100
1978	Miami	Miami, 23-16	69,414
1981	Dallas	Dallas, 28-27	64,221
1984	Miami	Miami, 28-21	74,139
1987	Dallas	Miami, 20-14	56,519
1989	Dallas	Miami, 17-14	56,044
1993	Dallas	Miami, 16-14	60,198
1996	Miami	Dallas, 29-10	75,283
1999	Dallas	Dallas, 20-0	64,328

*Super Bowl VI, Jan. 16, 1972

Minnesota Vikings

(Dallas Leads Series, 13-10)

Year	Site	Winner-Score	Att.
1961	Dallas	Dallas, 21-7	20,500
1961	Minnesota	Dallas, 28-0	33,070
1966	Dallas	Dallas, 28-17	64,116
1968	Dallas	Dallas, 20-7	47,644
1970	Minnesota	Minnesota, 54-13	47,900
1971*	Minnesota	Dallas, 20-12	49,100
1973**	Dallas	Minnesota, 27-10	64,524
1974	Dallas	Minnesota, 23-21	57,847
1975*	Minnesota	Dallas, 17-14	48,341
1977	Minnesota	Dallas, 16-10 (OT)	47,678
1977**	Dallas	Dallas, 23-6	61,968
1978	Dallas	Minnesota, 21-10	61,848
1979	Minnesota	Dallas, 36-20	47,572
1982	Minnesota	Minnesota, 31-27	60,007
1983	Minnesota	Dallas, 37-24	60,774
1987	Dallas	Minnesota, 44-38 (OT)	54,229
1988	Dallas	Minnesota, 43-3	57,830
1993	Minnesota	Dallas, 37-20	63,321
1995	Minnesota	Dallas, 23-17 (OT)	60,088
1996\$	Dallas	Dallas, 40-15	64,682
1998	Dallas	Minnesota, 46-36	64,366
1999	Minnesota	Minnesota, 27-17	64,111
1999\$	Minnesota	Minnesota, 27-10	64,056

2000 Nov. 23 at Dallas

\$NFC Wild Card Game

*NFC Divisional Playoff Game

**NFC Championship Game

Continued





MINNESOTA VIKINGS

'99 Results (10-6)		'00 Schedule	
17	@ Atlanta	14	Sept. 3 Chicago
17	Oakland	22	Sept. 10 Miami
20	@ Green Bay	23	Sept. 17 @ New Eng.
21	Tampa Bay	14	Sept. 24 Open
22	Chicago	24	Oct. 1 @ Detroit
23	@ Detroit	25	Oct. 9 Tampa Bay
40	San Francisco	16	Oct. 15 @ Chicago
23	@ Denver	20	Oct. 22 Buffalo
27	Dallas	17	Oct. 29 @ Tampa Bay
27	@ Chicago (OT)	24	Nov. 6 @ Green Bay
35	San Diego	27	Nov. 12 Arizona
17	@ Tampa Bay	24	Nov. 19 Carolina
28	@ Kansas City	31	Nov. 23 @ Dallas
24	Green Bay	20	Nov. 30 Detroit
34	@ N.Y. Giants	17	Dec. 10 @ St. Louis
24	Detroit	17	Dec. 17 Green Bay
399		335	Dec. 24 @ Indianapolis

New England Patriots

(Dallas Leads Series, 7-1)

Year	Site	Winner-Score	Att.
1971	Dallas	Dallas, 44-21	65,708
1975	N. England	Dallas, 34-31	60,905
1978	Dallas	Dallas, 17-10	63,263
1981	N. England	Dallas, 35-21	60,311
1984	Dallas	Dallas, 20-17	55,341
1987	N. England	Dallas, 23-17 (OT)	60,567
1996	Dallas	Dallas, 12-6	64,578
1999	Dallas	New England, 13-6	58,444

New Orleans Saints

(Dallas Leads Series, 14-5)

Year	Site	Winner-Score	Att.
1967	Dallas	Dallas, 14-10	52,562
1967	N. Orleans	Dallas, 27-10	83,437
1968	N. Orleans	Dallas, 17-3	84,728
1969	N. Orleans	Dallas, 21-17	79,567
1969	Dallas	Dallas, 33-17	68,282
1971	N. Orleans	N. Orleans, 24-14	83,088
1973	Dallas	Dallas, 40-3	53,972
1976	N. Orleans	Dallas, 24-6	61,413
1978	Dallas	Dallas, 27-7	57,920
1982	Dallas	Dallas, 21-7	64,506
1983	Dallas	Dallas, 21-20	62,136
1984	Dallas	Dallas, 30-27 (OT)	50,966
1988	N. Orleans	N. Orleans, 20-17	68,474
1989	N. Orleans	N. Orleans, 28-0	66,977
1990	Dallas	Dallas, 17-13	60,087
1991	Dallas	Dallas, 23-14	64,530
1994	N. Orleans	Dallas, 24-16	67,323
1998	N. Orleans	N. Orleans, 22-3	65,065
1999	N. Orleans	N. Orleans, 31-24	47,835

New York Giants

(Dallas Leads Series, 47-26-2)

Year	Site	Winner-Score	Att.
1960	New York	Tie, 31-31	55,033
1961	Dallas	New York, 31-10	41,500
1961	New York	Dallas, 17-16	60,254
1962	Dallas	New York, 41-10	45,668
1962	New York	New York, 41-31	62,694
1963	New York	New York, 37-21	62,889
1963	Dallas	New York, 34-27	29,635
1964	Dallas	Tie, 13-13	33,225
1964	New York	Dallas, 31-21	63,031
1965	Dallas	Dallas, 31-2	59,366
1965	New York	Dallas, 38-20	62,871
1966	Dallas	Dallas, 52-7	60,010
1966	New York	Dallas, 17-7	62,735
1967	Dallas	Dallas, 38-24	66,209
1968	Dallas	New York, 27-21	72,163
1968	New York	Dallas, 28-10	62,617
1969	Dallas	Dallas, 25-3	58,964
1970	Dallas	Dallas, 28-10	57,236
1970	New York	New York, 23-20	62,938
1971	Dallas	Dallas, 20-13	68,378
1971	New York	Dallas, 42-14	62,815
1972	New York	Dallas, 23-14	62,725
1972	Dallas	New York, 23-3	64,602

1973	Dallas	Dallas, 45-28	64,898
1973	N. Haven	Dallas, 23-10	70,128
1974	Dallas	New York, 14-6	46,353
1974	N. Haven	Dallas, 21-7	61,191
1975	New York	Dallas, 13-7	56,511
1975	Dallas	Dallas, 14-3	53,329
1976	New York	Dallas, 24-14	76,042
1976	Dallas	Dallas, 9-3	58,870
1977	Dallas	Dallas, 41-21	64,215
1977	New York	Dallas, 24-10	74,532
1978	New York	Dallas, 34-24	73,265
1978	Dallas	Dallas, 24-3	64,869
1979	New York	Dallas, 16-14	76,490
1979	Dallas	Dallas, 28-7	63,787
1980	Dallas	Dallas, 24-3	59,126
1980	New York	New York, 38-35	68,343
1981	Dallas	Dallas, 18-10	63,499
1981	New York	N.Y., 13-10 (OT)	73,009
1983	Dallas	Dallas, 28-13	62,347
1983	New York	Dallas, 38-20	76,142
1984	New York	New York, 28-7	75,921
1984	Dallas	New York, 19-7	60,235
1985	New York	Dallas, 30-29	74,981
1985	Dallas	Dallas, 28-21	62,310
1986	Dallas	Dallas, 31-28	59,804
1986	New York	New York, 17-14	74,871
1987	New York	Dallas, 16-14	73,426
1987	Dallas	Dallas, 33-24	55,730
1988	Dallas	New York, 12-10	55,325
1988	New York	New York, 29-21	75,826
1989	Dallas	New York, 30-13	51,785
1989	New York	New York, 15-0	72,141
1990	Dallas	New York, 28-7	61,090
1990	New York	New York, 31-17	75,923
1991	Dallas	Dallas, 21-16	64,010
1991	New York	New York, 22-9	76,410
1992	New York	Dallas, 34-28	76,430
1992	Dallas	Dallas, 30-3	62,416
1993	Dallas	Dallas, 31-9	64,735
1993	New York	Dallas, 16-13 (OT)	77,356
1994	Dallas	Dallas, 38-10	64,836
1994	New York	New York, 15-10	66,943
1995	New York	Dallas, 35-0	77,454
1995	Dallas	Dallas, 21-20	64,400
1996	Dallas	Dallas, 27-0	63,069
1996	New York	New York, 20-6	77,081
1997	New York	New York, 20-17	77,137
1997	Dallas	New York, 20-7	63,746
1998	New York	Dallas, 31-7	78,039
1998	Dallas	Dallas, 16-6	64,316
1999	New York	New York, 13-10	78,204
1999	Dallas	Dallas, 26-18	63,767

2000 Oct. 15 at New York
2000 Dec. 17 at Dallas

NEW YORK GIANTS

'99 Results (7-9)		'00 Schedule	
17	@ Tampa Bay	13	Sept. 3 Arizona
21	Washington	50	Sept. 10 @ Philadelphia
14	@ New England	16	Sept. 17 @ Chicago
16	Philadelphia	15	Sept. 24 Washington
3	@ Arizona	14	Oct. 1 @ Tennessee
13	Dallas	10	Oct. 8 @ Atlanta
31	New Orleans	3	Oct. 15 Dallas
23	@ Philadelphia (OT)	17	Oct. 22 Open
19	Indianapolis	27	Oct. 29 Philadelphia
13	@ Washington	23	Nov. 5 @ Cleveland
24	Arizona	34	Nov. 12 St. Louis
41	N.Y. Jets	28	Nov. 19 Detroit
19	@ Buffalo	17	Nov. 26 @ Arizona
10	@ St. Louis	31	Dec. 3 @ Washington
17	Minnesota	34	Dec. 10 Pittsburgh
18	@ Dallas	26	Dec. 17 @ Dallas
299		358	Dec. 23 Jacksonville

New York Jets

(Dallas Leads Series, 5-2)

Year	Site	Winner-Score	Att.
1971	Dallas	Dallas, 52-10	66,689
1975	N.Y. Jets	Dallas, 31-21	37,279
1978	N.Y. Jets	Dallas, 30-7	52,532
1987	N.Y. Jets	Dallas, 38-24	12,370
1990	N.Y. Jets	N.Y. Jets, 24-9	68,086
1993	N.Y. Jets	Dallas, 28-7	73,233
1999	Dallas	N.Y. Jets, 22-21	64,271



Oakland Raiders

(Oakland Leads Series, 4-3)

Year	Site	Winner-Score	Att.
1974	Oakland	Oakland, 27-23	45,850
1980	Oakland	Dallas, 19-13	53,194
1983	Dallas	Los Angeles, 40-38	64,991
1986	Dallas	Los Angeles, 17-13	61,706
1992	Los Angeles	Dallas, 28-13	91,505
1995	Oakland	Dallas, 34-21	54,092
1998	Dallas	Oakland, 13-12	63,544

Philadelphia Eagles

(Dallas Leads Series 50-31)

Year	Site	Winner-Score	Att.
1960	Dallas	Philadelphia, 27-25	18,500
1961	Dallas	Philadelphia, 43-7	25,000
1961	Philadelphia	Philadelphia, 35-13	60,127
1962	Dallas	Dallas, 41-19	18,645
1962	Philadelphia	Philadelphia, 28-14	58,070
1963	Philadelphia	Philadelphia, 24-21	60,671
1963	Dallas	Dallas, 27-20	23,694
1964	Dallas	Philadelphia, 17-14	55,972
1964	Philadelphia	Philadelphia, 24-14	60,671
1965	Dallas	Philadelphia, 35-24	56,249
1965	Philadelphia	Dallas, 21-19	54,714
1966	Dallas	Dallas, 56-7	69,372
1966	Philadelphia	Philadelphia, 24-23	60,658
1967	Philadelphia	Philadelphia, 21-14	60,740
1967	Dallas	Dallas, 38-17	55,834
1968	Philadelphia	Dallas, 35-13	60,858
1968	Dallas	Dallas, 34-14	72,083
1969	Philadelphia	Dallas, 38-7	60,658
1969	Dallas	Dallas, 49-14	71,509
1970	Philadelphia	Dallas, 17-7	59,728
1970	Dallas	Dallas, 21-17	55,736
1971	Philadelphia	Dallas, 42-7	65,358
1971	Dallas	Dallas, 20-7	60,178
1972	Dallas	Dallas, 28-6	55,850
1972	Philadelphia	Dallas, 28-7	65,720
1973	Philadelphia	Philadelphia, 30-16	65,954
1973	Dallas	Dallas, 31-10	61,985
1974	Philadelphia	Philadelphia, 13-10	64,088
1974	Dallas	Dallas, 31-24	43,586
1975	Philadelphia	Dallas, 20-17	64,889
1975	Dallas	Dallas, 27-17	57,893
1976	Dallas	Dallas, 27-7	54,052
1976	Philadelphia	Dallas, 26-7	55,072
1977	Philadelphia	Dallas, 16-10	65,507
1977	Dallas	Dallas, 24-14	60,289
1978	Dallas	Dallas, 14-7	60,525
1978	Philadelphia	Dallas, 31-13	64,667
1979	Dallas	Philadelphia, 31-21	62,417
1979	Philadelphia	Dallas, 24-17	71,434
1980	Philadelphia	Philadelphia, 17-10	70,696
1980	Dallas	Dallas, 35-27	62,548
1981*	Philadelphia	Philadelphia, 20-7	70,696
1981	Philadelphia	Dallas, 17-14	72,111
1981	Dallas	Dallas, 21-10	64,955
1982	Dallas	Philadelphia, 24-20	46,199
1983	Dallas	Dallas, 37-7	63,070
1983	Philadelphia	Dallas, 27-20	71,236
1984	Dallas	Dallas, 23-17	64,521
1984	Philadelphia	Dallas, 26-10	66,322
1985	Philadelphia	Philadelphia, 16-14	70,114
1985	Dallas	Dallas, 35-17	54,047
1986	Philadelphia	Dallas, 17-14	68,572
1986	Dallas	Philadelphia, 23-21	46,117
1987	Dallas	Dallas, 41-22	40,622
1987	Philadelphia	Philadelphia, 37-20	61,630
1988	Philadelphia	Philadelphia, 24-23	66,309
1988	Dallas	Philadelphia, 23-7	46,131
1989	Dallas	Philadelphia, 27-0	54,444
1989	Philadelphia	Philadelphia, 20-10	59,842
1990	Dallas	Philadelphia, 21-20	62,605
1990	Philadelphia	Philadelphia, 17-3	63,895
1991	Dallas	Philadelphia, 24-0	62,656
1991	Philadelphia	Dallas, 25-13	65,854
1992	Philadelphia	Philadelphia, 31-7	66,572
1992	Dallas	Dallas, 20-10	65,012
1992*	Dallas	Dallas, 34-10	63,721
1993	Philadelphia	Dallas, 23-10	61,912
1993	Dallas	Dallas, 23-17	64,521
1994	Dallas	Dallas, 24-13	64,703
1994	Philadelphia	Dallas, 31-19	65,947
1995	Dallas	Dallas, 34-12	64,876

1995	Philadelphia	Philadelphia, 20-17	66,198
1995*	Dallas	Dallas, 30-11	64,371
1996	Philadelphia	Dallas, 23-19	67,201
1996	Dallas	Philadelphia, 31-21	64,952
1997	Dallas	Dallas, 21-20	63,942
1997	Philadelphia	Philadelphia, 13-12	67,106
1998	Philadelphia	Dallas, 34-0	67,002
1998	Dallas	Dallas, 13-9	62,722
1999	Philadelphia	Philadelphia, 13-10	66,669
1999	Dallas	Dallas, 20-10	64,086

2000 Sept. 3 at Dallas
2000 Nov. 5 at Philadelphia

*NFC Divisional Playoffs

*NFC Championship Game

PHILADELPHIA EAGLES

'99 Results (5-11)		'00 Schedule	
24	Arizona	25	Sept. 3 @ Dallas
5	Tampa Bay	19	Sept. 10 N.Y. Giants
0	@ Buffalo	26	Sept. 17 @ Green Bay
15	@ N.Y. Giants	16	Sept. 24 @ N. Orleans
13	Dallas	10	Oct. 1 Atlanta
20	@ Chicago	16	Oct. 8 Washington
13	@ Miami	16	Oct. 15 @ Arizona
7	N.Y. Giants (OT)	23	Oct. 22 Chicago
35	@ Carolina	33	Oct. 29 @ N.Y. Giants
17	Washington	28	Nov. 5 Dallas
17	Indianapolis	44	Nov. 12 @ Pittsburgh
17	@ Washington (OT)	20	Nov. 19 Arizona
10	@ Arizona	21	Nov. 26 @ Washington
24	@ Dallas	20	Dec. 3 Tennessee
38	New England	9	Dec. 10 @ Cleveland
272	St. Louis	31	Dec. 17 Open
		357	Dec. 24 Cincinnati

Pittsburgh Steelers

(Dallas Leads Series, 15-13)

Year	Site	Winner-Score	Att.
1960	Dallas	Pittsburgh, 35-28	30,000
1961	Dallas	Dallas, 27-24	23,500
1961	Pittsburgh	Pittsburgh, 37-7	17,519
1962	Dallas	Pittsburgh, 30-28	19,478
1962	Pittsburgh	Dallas, 42-27	23,106
1963	Pittsburgh	Pittsburgh, 27-21	19,047
1963	Dallas	Pittsburgh, 24-19	24,136
1964	Pittsburgh	Pittsburgh, 23-17	35,594
1964	Dallas	Dallas, 17-14	35,271
1965	Pittsburgh	Pittsburgh, 22-13	37,804
1965	Dallas	Dallas, 24-17	57,293
1966	Dallas	Dallas, 52-21	58,453
1966	Pittsburgh	Dallas, 20-7	42,185
1967	Pittsburgh	Dallas, 24-21	39,641
1968	Dallas	Dallas, 28-7	55,069
1969	Pittsburgh	Dallas, 10-7	24,990
1972	Dallas	Dallas, 17-13	65,682
1975*	Miami	Pittsburgh, 21-17	80,187
1977	Pittsburgh	Pittsburgh, 28-13	49,761
1978**	Miami	Pittsburgh, 35-31	78,656
1979	Pittsburgh	Pittsburgh, 14-3	50,199
1982	Dallas	Pittsburgh, 36-28	63,431
1985	Dallas	Dallas, 27-13	62,932
1988	Pittsburgh	Pittsburgh, 24-21	56,813
1991	Dallas	Dallas, 20-10	62,253
1994	Pittsburgh	Dallas, 26-9	60,156
1995\$	Arizona	Dallas, 27-17	76,347
1997	Pittsburgh	Dallas, 37-7	60,396

*Super Bowl X, Jan. 18, 1976

**Super Bowl XIII, Jan. 21, 1979

\$Super Bowl XXX, Jan. 28, 1996

St. Louis Rams

(Rams Lead Series, 12-13)

Year	Site	Winner-Score	Att.
1960	Dallas	Los Angeles, 38-13	16,000
1962	Los Angeles	Dallas, 27-17	26,907
1967	Dallas	Los Angeles, 35-13	75,229
1969	Los Angeles	Los Angeles, 24-23	79,105
1971	Dallas	Dallas, 28-21	66,595
1973	Los Angeles	Los Angeles, 37-31	81,428
1973*	Dallas	Dallas, 27-16	64,291
1975	Dallas	Dallas, 18-7	49,091
1975**	Los Angeles	Dallas, 37-7	84,483



1976*	Dallas	Los Angeles, 14-12	62,436
1978	Los Angeles	Los Angeles, 27-14	65,749
1978**	Los Angeles	Dallas, 28-0	67,470
1979	Dallas	Dallas, 30-6	64,462
1979*	Dallas	Los Angeles, 21-19	64,792
1980	Los Angeles	Los Angeles, 28-14	62,548
1980\$	Dallas	Dallas, 34-13	64,533
1981	Dallas	Dallas, 29-17	64,649
1983\$	Dallas	Los Angeles, 24-17	43,521
1984	Los Angeles	Dallas, 20-13	65,403
1985*	Los Angeles	Los Angeles, 20-0	66,351
1986	Los Angeles	Los Angeles, 29-10	64,949
1987	Los Angeles	Dallas, 29-21	60,700
1989	Dallas	Los Angeles, 35-31	46,100
1990	Los Angeles	Dallas, 24-21	58,589
1992	Dallas	Los Angeles, 27-23	63,690

*NFC Wild Card Game

*NFC Division Playoff Game

*NFC Championship Game

San Diego Chargers (Dallas Leads Series, 5-1)

Year	Site	Winner-Score	Att.
1972	San Diego	Dallas, 34-28	54,476
1980	Dallas	Dallas, 42-31	60,639
1983	San Diego	San Diego, 24-23	46,192
1986	San Diego	Dallas, 24-21	55,622
1990	Dallas	Dallas, 17-14	48,063
1995	San Diego	Dallas, 23-9	62,664

San Francisco 49ers (San Francisco Leads Series 14-1-1)

Year	Site	Winner-Score	Att.
1960	Dallas	San Fran., 26-14	10,000
1963	San Fran.	San Fran., 31-24	29,563
1965	Dallas	Dallas, 39-31	33,677
1967	San Fran.	San Fran., 24-16	27,182
1969	Dallas	Tie, 24-24	62,348
1970**	San Fran.	Dallas, 17-10	59,625
1971**	Dallas	Dallas, 14-3	66,311
1972	Dallas	San Fran., 31-10	65,124
1972*	San Fran.	Dallas, 30-28	61,214
1974	Dallas	Dallas, 20-14	50,018
1977	San Fran.	Dallas, 42-35	55,848
1979	San Fran.	Dallas, 21-13	56,728
1980	Dallas	Dallas, 59-14	63,999
1981	San Fran.	San Fran., 45-14	57,574
1981**	San Fran.	San Fran., 28-27	60,525
1983	San Fran.	San Fran., 42-17	59,957
1985	San Fran.	San Fran., 31-16	60,114
1989	Dallas	San Fran., 31-14	61,077
1990	Dallas	San Fran., 24-6	62,966
1992**	San Fran.	Dallas, 30-20	64,920
1993	Dallas	Dallas, 26-17	65,099
1993**	Dallas	Dallas, 38-21	64,902
1994	San Fran.	San Fran., 21-14	69,014
1994**	San Fran.	San Fran., 38-28	69,125
1995	Dallas	San Fran., 38-20	65,180
1996	San Fran.	Dallas, 20-17 (OT)	68,919
1997	San Fran.	San Fran., 17-10	68,657

2000 Sept. 24 at Dallas

*NFC Divisional Playoff Game

*NFC Championship Game

SAN FRANCISCO 49ERS

'99 Results (4-12)		'00 Schedule	
3	@ Jacksonville	41	Sept. 3 @ Atlanta
28	New Orleans	21	Sept. 10 Carolina
24	@ Arizona	10	Sept. 17 @ St. Louis
24	Tennessee	22	Sept. 24 @ Dallas
20	@ St. Louis	42	Oct. 1 Arizona
29	Carolina	31	Oct. 8 Oakland
16	@ Minnesota	40	Oct. 15 @ Green Bay
6	Pittsburgh	27	Oct. 22 @ Carolina
6	@ New Orleans	24	Oct. 29 St. Louis
7	St. Louis	23	Nov. 5 @ New Orleans
3	Green Bay	20	Nov. 12 Kansas City
30	@ Cincinnati	44	Nov. 19 Atlanta
26	Atlanta	7	Nov. 26 Open
24	@ Carolina	41	Dec. 3 @ San Diego
20	Washington (OT)	26	Dec. 10 New Orleans
29	@ Atlanta	34	Dec. 17 Chicago
295		453	Dec. 23 @ Denver

Seattle Seahawks (Dallas Leads Series, 4-1)

Year	Site	Winner-Score	Att.
1976	Seattle	Dallas, 28-13	62,027
1980	Dallas	Dallas, 51-7	57,540
1983	Seattle	Dallas, 35-10	63,352
1986	Dallas	Seattle, 31-14	58,023
1992	Dallas	Dallas, 27-0	62,311
1998	Dallas	Dallas, 30-22	64,142

Tampa Bay Buccaneers (Dallas Leads Series, 8-0)

Year	Site	Winner-Score	Att.
1977	Dallas	Dallas, 23-7	55,316
1980	Dallas	Dallas, 28-17	62,750
1981*	Dallas	Dallas, 38-0	64,848
1982	Dallas	Dallas, 14-9	49,578
1982**	Dallas	Dallas, 30-17	65,402
1983	Dallas	Dallas, 27-24 (OT)	63,308
1990	Dallas	Dallas, 14-10	60,076
1990	Tampa	Dallas, 17-13	68,315

2000 Dec. 3 @ Tampa Bay

*NFC Divisional Playoff

*Super Bowl Tournament

TAMPA BAY BUCCANEERS

'99 Results (11-5)		'00 Schedule	
13	N.Y. Giants	17	Sept. 3 @ N. England
19	@ Philadelphia	5	Sept. 10 Chicago
13	Denver	10	Sept. 17 @ Detroit
14	@ Minnesota	21	Sept. 24 N.Y. Jets
23	@ Green Bay	26	Oct. 1 @ Washington
6	Chicago	3	Oct. 9 @ Minnesota
3	@ Detroit	20	Oct. 15 Open
31	@ New Orleans	16	Oct. 19 Detroit
17	Kansas City	10	Oct. 29 Minnesota
19	Atlanta	13	Nov. 5 @ Atlanta
16	@ Seattle	3	Nov. 12 Green Bay
24	Minnesota	17	Nov. 19 @ Chicago
23	Detroit	16	Nov. 26 Buffalo
0	@ Oakland	45	Dec. 3 Dallas
29	Green Bay	10	Dec. 10 @ Miami
20	@ Chicago	6	Dec. 18 St. Louis
270		235	Dec. 24 @ Green Bay

Tennessee Titans (Dallas Leads Series, 5-4)

Year	Site	Winner-Score	Att.
1970	Dallas	Dallas, 52-10	50,504
1974	Houston	Dallas, 10-0	49,775
1979	Dallas	Houston, 30-24	63,897
1982	Houston	Dallas, 37-7	51,808
1985	Houston	Dallas, 17-10	49,686
1988	Dallas	Houston, 25-17	50,845
1991	Houston	Houston, 26-23 (OT)	63,001
1994	Dallas	Dallas, 20-17	64,402
1997	Dallas	Tennessee, 27-14	63,421

2000 Dec. 25 at Tennessee

TENNESSEE TITANS

'99 Results (13-3)		'00 Schedule	
36	Cincinnati	35	Sept. 3 @ Buffalo
26	Cleveland	9	Sept. 10 Kansas City
20	@ Jacksonville	19	Sept. 17 Open
22	@ San Francisco	24	Sept. 24 @ Pittsburgh
14	Baltimore	11	Oct. 1 N.Y. Giants
24	@ New Orleans	21	Oct. 8 @ Cincinnati
24	St. Louis	21	Oct. 16 Jacksonville
0	@ Miami	17	Oct. 22 @ Baltimore
24	@ Cincinnati	14	Oct. 30 @ Washington
16	Pittsburgh	10	Nov. 5 Pittsburgh
33	@ Cleveland	21	Nov. 12 Baltimore
14	@ Baltimore	41	Nov. 19 Cleveland
21	Oakland	14	Nov. 26 @ Jacksonville
30	Atlanta	17	Dec. 3 @ Philadelphia
41	Jacksonville	14	Dec. 10 Cincinnati
47	@ Pittsburgh	36	Dec. 17 @ Cleveland
392		324	Dec. 25 Dallas



Washington Redskins

(Dallas Leads Series 45-33-2)

Year	Site	Winner-Score	Att.
1960	Washington	Washington, 26-14	21,142
1961	Dallas	Tie, 28-28	17,500
1961	Washington	Washington, 34-24	21,451
1962	Dallas	Tie, 35-35	15,730
1962	Washington	Dallas, 38-10	49,888
1963	Washington	Washington, 21-17	40,101
1963	Dallas	Dallas, 35-20	18,838
1964	Dallas	Dallas, 24-18	25,158
1964	Washington	Washington, 28-16	49,219
1965	Dallas	Dallas, 27-7	61,577
1965	Washington	Washington, 34-31	50,205
1966	Washington	Dallas, 31-30	50,927
1966	Dallas	Washington, 34-31	64,198
1967	Washington	Dallas, 17-14	50,566
1967	Dallas	Washington, 27-20	75,538
1968	Dallas	Dallas, 29-20	66,076
1968	Washington	Dallas, 44-24	50,816
1969	Washington	Dallas, 41-28	50,474
1969	Dallas	Dallas, 20-10	56,924
1970	Washington	Dallas, 45-21	50,415
1970	Dallas	Dallas, 34-0	57,936
1971	Dallas	Washington, 20-16	72,000
1971	Washington	Dallas, 13-0	53,041
1972	Washington	Washington, 24-20	53,039
1972	Dallas	Dallas, 34-24	65,136
1972*	Washington	Washington, 26-3	53,129
1973	Washington	Washington, 14-7	54,314
1973	Dallas	Dallas, 27-7	64,458
1974	Washington	Washington, 28-21	54,395
1974	Dallas	Dallas, 24-23	63,243
1975	Washington	Wash., 30-24 (OT)	55,004
1975	Dallas	Dallas, 31-10	61,091
1976	Washington	Dallas, 20-7	55,004
1976	Dallas	Washington, 27-14	59,916
1977	Dallas	Dallas, 34-16	62,115
1977	Washington	Dallas, 14-7	55,031
1978	Washington	Washington, 9-5	55,031
1978	Dallas	Dallas, 37-10	64,905
1979	Washington	Washington, 34-20	55,031
1979	Dallas	Dallas, 35-34	62,867
1980	Washington	Dallas, 17-3	55,045
1980	Dallas	Dallas, 14-10	58,809
1981	Washington	Dallas, 26-10	55,045
1981	Dallas	Dallas, 24-10	64,583
1982	Washington	Dallas, 24-10	54,633
1982*	Washington	Washington, 31-17	55,045
1983	Washington	Dallas, 31-30	55,045
1983	Dallas	Washington, 31-10	65,074
1984	Washington	Washington, 34-14	55,431
1984	Dallas	Washington, 30-28	64,286

1985	Dallas	Dallas, 44-14	62,292
1985	Washington	Dallas, 13-7	55,750
1986	Dallas	Dallas, 30-6	63,264
1986	Washington	Washington, 41-14	55,642
1987	Dallas	Washington, 13-7	60,415
1987	Washington	Washington, 24-20	54,882
1988	Dallas	Washington, 35-17	63,235
1988	Washington	Dallas, 24-17	51,526
1989	Dallas	Washington, 30-7	63,200
1989	Washington	Dallas, 13-3	53,187
1990	Washington	Washington, 19-15	53,804
1990	Dallas	Dallas, 27-17	60,355
1991	Dallas	Washington, 33-31	63,025
1991	Washington	Dallas, 24-21	55,561
1992	Dallas	Dallas, 23-10	63,538
1992	Washington	Washington, 20-17	56,437
1993	Washington	Washington, 35-16	53,345
1993	Dallas	Dallas, 38-3	64,497
1994	Washington	Dallas, 34-7	55,394
1994	Dallas	Dallas, 31-7	64,644
1995	Washington	Washington, 27-23	55,489
1995	Dallas	Washington, 24-17	64,866
1996	Dallas	Dallas, 21-10	64,955
1996	Washington	Washington, 37-10	56,454
1997	Washington	Washington, 16-21	76,159
1997	Dallas	Dallas, 17-14	64,559
1998	Washington	Dallas, 31-10	72,284
1998	Dallas	Dallas, 23-7	63,565
1999	Washington	Dallas, 41-35 (OT)	79,237
1999	Dallas	Dallas, 38-20	64,377

2000 Sept. 18 at Washington

2000 Dec. 10 at Dallas

*NFC Championship Game

WASHINGTON REDSKINS

'99 Results (10-6)		'00 Schedule	
35	Dallas (OT)	41	Sept. 3 Carolina
50	@ N.Y. Giants	21	Sept. 10 @ Detroit
27	@ N.Y. Jets	20	Sept. 18 Dallas
38	Carolina	36	Sept. 24 @ N.Y. Giants
24	@ Arizona	10	Oct. 1 Tampa Bay
20	@ Dallas	38	Oct. 8 @ Philadelphia
48	Chicago	22	Oct. 15 Baltimore
17	Buffalo	34	Oct. 22 @ Jacksonville
28	@ Philadelphia	35	Oct. 30 Tennessee
23	N.Y. Giants	13	Nov. 5 @ Arizona
20	Philadelphia (OT)	17	Nov. 12 Open
17	@ Detroit	33	Nov. 20 @ St. Louis
28	Arizona	3	Nov. 26 Philadelphia
21	@ Indianapolis	24	Dec. 3 N.Y. Giants
26	@ San Fran. (OT)	20	Dec. 10 @ Dallas
21	Miami	10	Dec. 16 @ Pittsburgh
443		377	Dec. 24 Arizona



Flozell Adams




Ring of Honor

The Cowboys honor former players and coaches who made outstanding contributions to the club by inducting them into the Ring of Honor at Texas Stadium. Their names and the years of service are prominently displayed in silver on the wall above the Cowboys' bench at Texas Stadium. Members of the Cowboys' Ring of Honor:



TONY DORSETT

TONY DORSETT, running back, 1977-87. Tony Dorsett finished his career as the second leading rusher in NFL history and played in five NFC Championship Games, two Super Bowls and four Pro Bowls. After guiding the University of Pittsburgh to the 1976 national title and claiming the Heisman Trophy, Dorsett captured rookie of the year honors in 1977. He also holds the NFL record with a 99-yard touchdown run. Inducted into the Ring of Honor in 1994, Dorsett was also elected to the Pro Football Hall of Fame in 1994.



CHUCK HOWLEY

CHUCK HOWLEY, linebacker, 1961-73. When Chuck Howley retired in 1973, Tom Landry said "I don't know that I've seen anybody better at linebacker than Howley." A six-time All-Pro, Howley was the most valuable player in Super Bowl V. The Cowboys traded for Howley, who was drafted by Chicago in 1958. He was an All-America center at West Virginia. A six-time Pro Bowl selection, Howley was added to the Ring of Honor in 1977.



LEE ROY JORDAN

LEE ROY JORDAN, linebacker, 1963-76. The inspirational leader of the Cowboys' first championship teams was Lee Roy Jordan. The Cowboys' first-round draft choice in 1963 following an All-America career at Alabama, Jordan anchored the "Doomsday Defense" from his middle linebacker position for 14 years. He was named to the Pro Bowl five times and All-Pro twice. Jordan was inducted into the Ring of Honor in 1989.




TOM LANDRY

TOM LANDRY, Head Coach, 1960-88. The first head coach of the Cowboys, Tom Landry led Dallas to two Super Bowl wins and five NFC titles in his 29 years at the Cowboys helm. He compiled a career record of 270-178-6, the third most wins in NFL history, and was elected to the Pro Football Hall of Fame in 1990. Landry was inducted into the Ring of Honor in 1993.



BOB LILLY

BOB LILLY, defensive tackle, 1961-74. Nicknamed "Mr. Cowboy," Bob Lilly was the franchise's first draft choice in 1961, the first name in the Ring of Honor in 1975 and its first inductee into the Pro Football Hall of Fame in 1980. A seven-time All-Pro, Lilly was named to a club-record 11 Pro Bowls. He was a two-time All-SWC pick and an All-America at Texas Christian University before being drafted by Dallas.



DON MEREDITH

DON MEREDITH, quarterback, 1960-68. Don Meredith led the Cowboys to their first winning season and their first NFL Championship Game in 1966. Signed by Clint Murchison, Jr. before Dallas was granted its NFL franchise, "Dandy Don" played in two Pro Bowls and was named NFL Player of the Year in 1966. A two-time All-America at SMU, Don's name was added to the Cowboys' Ring of Honor in 1976.




DON PERKINS

DON PERKINS, running back, 1961-68. Don Perkins was the first Cowboys player to rush for more than 6,000 yards. A six-time Pro Bowl selection, Perkins finished among the top 10 NFL rushers in each of his eight seasons. He was named NFL Rookie of the Year in 1961 and All-Pro in 1962. Perkins was signed before Dallas was granted its NFL franchise. A three-time All-Skyline pick at New Mexico, he was inducted into the Ring of Honor in 1976.



MEL RENFRO

MEL RENFRO, defensive back, 1964-77. Mel Renfro was named to the Pro Bowl his first 10 seasons in the NFL. He is the club's all-time interceptor with 52 and kickoff returner with a 26.4-yard career average. Renfro was drafted in the second round in 1964 after a career as an All-America halfback and world class sprinter at Oregon. A five-time All-Pro, Renfro was inducted into the Ring of Honor in 1981.




ROGER STAUBACH

ROGER STAUBACH, quarterback, 1969-79. Roger Staubach led the Cowboys to six NFC Championship Games, four Super Bowls and two Super Bowl titles. A great clutch performer, Staubach led Dallas to comeback victories 23 times, 14 in the last two minutes or overtime. A five-time Pro Bowler, he was drafted by Dallas in 1964 after winning the Heisman Trophy and Maxwell Award at the Naval Academy. Inducted into the Ring of Honor in 1983, Roger was elected to the Pro Football Hall of Fame in 1985.



RANDY WHITE

RANDY WHITE, defensive tackle, 1975-88. A nine-time Pro Bowler during his 14 years with Dallas, Randy White established a club-record with eight straight All-Pro selections. White was co-MVP (with teammate Harvey Martin) in the Cowboys' Super Bowl XII victory over Denver. A consensus All-America defensive end for Maryland in 1974, White won both the Outland Trophy and the Vince Lombardi Awards. Inducted into the Ring of Honor in 1994, Randy was also elected to the Pro Football Hall of Fame in 1994.



Tom Landry



Cowboys in the Hall of Fame

Seven members of the Pro Football Hall of Fame in Canton, Ohio, have been elected based on their accomplishments with the Cowboys—Bob Lilly in 1980, Roger Staubach in 1985, Tom Landry in 1990, Tex Schramm in 1991, Tony Dorsett and Randy White in 1994 and Mel Renfro in 1996.



Bob Lilly

Lilly, the first college player ever drafted by the Cowboys, was selected to play in the Pro Bowl 11 times while playing for Dallas from 1961 to 1974. Lilly came to the Cowboys after a collegiate career at Texas Christian University.



Roger Staubach

Staubach, known as "Captain Comeback" to Dallas fans, quarterbacked the Cowboys to four NFC Championships and victories in Super Bowl VI and XII. Staubach, a native of Cincinnati and a graduate of the U.S. Naval Academy, played for Dallas from 1969 to 1979.



Tom Landry

Tom Landry compiled an overall record of 270-178-6 with two World Championships as the head coach of the Cowboys from 1960 to 1988. Landry helped build the Cowboys into "America's Team" along with Tex Schramm, who served as the team's president and general manager from 1960 to 1989.



Tex Schramm

Dorsett, the Cowboys second all-time rusher, stands fourth all-time on the NFL's career rushing list with 12,739 yards. Dorsett, the 1976 Heisman Trophy winner from the University of Pittsburgh, played with Dallas from 1977 to 1987.



Tony Dorsett

White, a nine-time Pro Bowler during his 14 year career with Dallas, was co-MVP of Super Bowl XII in the Cowboys 27-10 win over Denver. White joined the Cowboys as a first-round draft choice in 1975 and played for Dallas from 1975 to 1988.



Randy White



Mel Renfro

Renfro, a Pro Bowler in each of his first 10 seasons in the NFL, is the club's all-time interceptor with 52. He also holds the club record for career kickoff return average at 26.4 yards. Renfro joined the Cowboys as a second-round draft choice in 1964 and played for Dallas from 1964 to 1977.



Historical Highlights

1960

LANDRY HIRED – Clint Murchison, Jr., and Bedford Wynne sign N.Y. Giants defensive assistant Tom Landry to a personal services contract on Dec. 27, 1959, with the intention of naming him head coach once they are awarded an expansion franchise by the NFL.

NFL FRANCHISE – Clint Murchison, Jr., and Bedford Wynne were awarded an expansion franchise in the NFL at the annual league meeting in Miami Beach, Fla. The Cowboys were to play as a "swing" team, playing every other team one time during the first season, although listed in the Western Conference standings (January 28).

COWBOYS STOCKED – A player pool was set up in the league meeting in Los Angeles, with each of 12 NFL teams freezing 25 names on its roster and the Cowboys allowed to pick three from each team for a total of 36 veterans. Dallas, once given the list, had to select its 36 players within 24 hours (March 13).

TRAINING STARTS – Rookies report to first Cowboys camp at Pacific University in Forest Grove, Oregon (July 9).

FIRST PRE-SEASON GAME – The Cowboys, less than six months in existence, get their first test and drop a 16-10 preseason game to San Francisco in Seattle (August 6).

FIRST HOME GAME – In their Dallas debut, in the Salesmanship Club preseason game, the Cowboys led the world champion Baltimore Colts into the final minute before a 62-yard pass from Johnny Unitas to Lenny Moore gave the Colts a 14-10 victory (August 19).

FIRST VICTORY – In a preseason game at Louisville, KY, the Cowboys beat the New York's Giants, 14-3, with Frank Clarke catching touchdown passes for 73 yards (Eddie LeBaron) and 74 yards (Don Meredith) (August 27).

FIRST LEAGUE GAME – In their first league game, Dallas fell to Pittsburgh, 35-28, with Bobby Layne leading a fourth-period Steelers rally (Sept. 24, Saturday night).

STREAK SNAPPED – Dallas snaps a 10-game loss streak by tying New York, 31-31, at Yankee Stadium (Dec. 4).

1961

TRAINING STARTS – Rookies launch training at new campsite – St. Olaf College in Northfield, Minn. (July 9).

FIRST LEAGUE WIN – Scoring ten points in the final 56 seconds, the Cowboys score their first NFL victory, 27-24, over Pittsburgh in the '61 league opener in the Cotton Bowl. Allen Green's 27-yard field goal on the game's final play won it before 23,500 (Sept. 17).

1962

TRAINING STARTS – Team begins training at new campsite – Northern Michigan College in Marquette, Mich. (July 13).

PENALTY HISTORY – For the first time in anyone's memory in an NFL game, points were awarded for a penalty. The Cowboys were holding in the end zone on a 99-yd. TD pass from LeBaron to Clarke, and Pittsburgh was awarded a safety. The Steelers eventually won, 30-28 (Sept. 23).

100-YARD FIRSTS – Cowboys' Amos Marsh returned a kickoff 101 yards and Mike Gaechter returned a pass interception 100 yards, both plays for fourth-quarter TDs in a 41-19 win over Philadelphia in Dallas. It was the first time in NFL history that two 100-yard runs had been made in the same game, much less by the same team in the same quarter (Oct. 14).

1963

SHIFT TO KANSAS CITY – The rival Dallas Texans of the AFL announce they are moving the franchise to Kansas City (Feb. 8).

CALIFORNIA TRAINING SITE – The Cowboys open training at California Lutheran College in Thousand Oaks, Calif. (July 12).

HOWTON SETS RECORD – Bill Howton broke Don Hutson's all-time receiving mark with a 14-yard catch against Washington (there). Hutson's record was 7,991 yards and the catch gave Howton an even 8,000 yards (Sept. 29).

1964

LANDRY CONTRACT – With one year to go on his original contract, Tom Landry is signed to a 10-year extension, in effect giving him an 11-year pact, possibly the longest in major pro sports history (Feb. 5).



1965

FIRST SELLOUT – An overflow crowd of 76,251 jams the Cotton Bowl for the Cleveland game, notching the team's first home sellout. Cleveland won, 24-17 (Nov. 21).

1966

PLAYOFF BOWL – After defeating New York, 38-20, in the season finale (and winning five of their last seven games) to get into the Playoff Bowl at Miami, the Cowboys fall to Baltimore, 35-3 (Jan. 15).

MERGER – Peace comes to pro football with Cowboys General Manager Tex Schramm completing two months of negotiations with AFL's Lamar Hunt, merging the two leagues under the NFL banner (June 8).

SCHRAMM ELEVATED – Texas E. Schramm, Vice-President and General Manager of the Cowboys from the beginning, was named President of the club by Owner Clint Murchison, Jr., who retained the title of Chairman of the Board.

NEELY CASE SOLVED – Dallas and Houston reached agreement in the Ralph Neely case. Neely remained with Dallas with Houston receiving the Cowboys Nos. 1, 2 and two fifth round picks in the 1967 draft (Nov. 17).

THE CHAMPIONSHIP – The Cowboys won their first championship, capturing the Eastern Conference title with a 10-3-1 record, but lost the NFL Championship Game to Green Bay, 34-27.

1967

TEXAS STADIUM – On Dec. 23, Owner Clint Murchison, Jr., formally announced plans to build Texas Stadium in suburban Irving. The stadium, to be financed through a bond-option plan, would be ready for the 1970 season. The stadium would seat a minimum of 58,000.

SECOND CHAMPIONSHIP – Under the NFL's new format, the Cowboys easily won the Capitol Division and defeated Cleveland, Century Division winner, 52-14, in the Cotton Bowl for the Eastern conference championship. However, on Dec. 31 in Green Bay, the Cowboys lost their second bid for an NFL title, falling to the Packers, 21-17, in the 13 degree below weather.

1968

WIN CAPITOL – For the second straight year the Cowboys won the Capitol Division, but for the first time in three years the Cowboys did not win the Eastern Championship, being upset at Cleveland, 31-20, on Dec. 21. Dallas won the Runner-Up Bowl over Minnesota, 17-13.

1969

TEXAS STADIUM – Ground was broken for Texas Stadium in suburban Irving on January 25, and on June 29 Bert Rose was named general manager of the stadium.

ORIGINALS RETIRE – An era ended for the Cowboys in July. On July 5th at a press conference in Dallas, quarterback Don Meredith, the last of the original Cowboys, announced his retirement. Then, on July 18th, the day the veterans were to report to training camp, all-time rushing great Don Perkins officially retired.

REPEAT CAPITOL WINS – Once again the Cowboys rolled to the Capitol Division Championship with an 11-2-1 season. However, the Cowboys failed to win the Eastern Championship when on Dec. 28, the Cowboys lost to Cleveland, 38-14, in the Cotton Bowl.

1970

FIVE STRAIGHT PLAYOFFS – The Cowboys won their last five games to finish 10-4, claim the Eastern Division championship and make the playoffs for the fifth year in a row. They defeated Detroit, 5-0, in the opening round to get a shot at the National Conference championship.

FIRST NFC TITLE – The Cowboys captured the biggest prize of their 11-year history on Jan. 3, 1971 when they downed San Francisco, 17-10, for the NFC crown. A 16-13 loss to Baltimore in the Super Bowl Jan. 17 left Dallas with one major goal still unrealized.

1971

TEXAS STADIUM – The Cowboys opened a new era in their sparkling Irving, Tex., home with a 44-21 victory over the New England Patriots on Oct. 24. Duane Thomas scored the first touchdown in the new stadium, a 56-yard run just two minutes and 16 seconds after the opening kickoff. Attendance was 65,708.

SIX STRAIGHT PLAYOFFS – The Cowboys won their last seven games to finish 11-3, claim the Eastern Division championship and make the playoffs for the sixth year in a row. They defeated Minnesota, 20-12, in the opening round.

SECOND NFC TITLE – For the second consecutive year, the Cowboys met the San Francisco 49ers in the National Conference showdown. This time Dallas won 14-13, to qualify for its second straight Super Bowl.



FIRST WORLD CHAMPIONSHIP – The Cowboys downed the Miami Dolphins, 24-3, to win Super Bowl VI in New Orleans on Jan. 16. It was the 10th victory in a row for Dallas as Roger Staubach passed for two touchdowns and was named the game's Most Valuable Player.

1972

FIRST 1,000-YARD BACK – Calvin Hill became the first Dallas player to rush for 1,000 yards when he gained 111 on Dec. 9 against the Washington Redskins in Texas Stadium. Hill wound up with 1,036 yards for the season on a record 245 carries.

SEVEN STRAIGHT PLAYOFFS – The Cowboys qualified for the NFL playoffs a record seventh consecutive year, their 10-4 record earning them the National Conference Wild Card berth. Roger Staubach passed for two touchdowns in the last 1:30 to give the Cowboys a 30-28 victory at San Francisco in the first round. Then, at Washington on New Year's Eve, Dallas was foiled in its bid for a third straight NFL title with the Redskins win, 16-3.

1973

100 VICTORIES – The Cowboys and Coach Tom Landry recorded their 100th victory with a 40-3 Texas Stadium win over the New Orleans Saints on Sept. 24. Landry ended the season with a career mark of 108-80-6 to rank ninth on the list of the NFL's all-time winningest coaches.

EIGHT STRAIGHT PLAYOFFS – The Cowboys regained the NFC Eastern Division title with a 10-4 record and broke their own NFL record by reaching the playoffs for the eighth year in a row. Dallas defeated the Western Division champion Los Angeles Rams in the first round, 27-16, but fell to Central Division winner Minnesota in the NFC Championship Game, 27-10.

1974

FIRST TOP DRAFT CHOICE – For the first time in their history, the Cowboys had the very first choice in the NFL Draft. The No. 1 pick came to Dallas from Houston in exchange for Tody Smith and Billy Parks. The Cowboys selected Ed "Too Tall" Jones, a 6-9, 260-pound defensive end from Tennessee State.

PLAYOFFS MISSED – The Cowboys' record breaking string of eight straight years in the NFL playoffs was broken when the club's 8-6 record failed to qualify.

1975

LILLY HONORED – "Mr. Cowboy" was honored on Bob Lilly Day at Texas Stadium at halftime of the Philadelphia game on Nov. 23. It was first such recognition ever given to a Dallas player. Lilly never missed a game in 14 years with the Cowboys, earning All-Pro honors seven times at defensive tackle before retiring prior to the '75 season.

TEN STRAIGHT WINNING SEASONS – The Cowboys' 10-4 record earned them the NFC Wild Card berth in the playoffs. The composite record over 10 straight winning seasons was 101-37-2.

THIRD NFC TITLE – After shocking Minnesota in the first round, 17-14, on Roger Staubach's 50-yard "Hail Mary" pass to Drew Pearson, the Cowboys traveled to Los Angeles for the NFC showdown. Staubach threw four touchdown passes, three to Preston Pearson, and Dallas won, 37-7. Pittsburgh won Super Bowl X on Jan. 18 in Miami, 21-17.

1976

MEREDITH, PERKINS HONORED – Former Cowboys greats Don Meredith and Don Perkins joined Bob Lilly in the Ring of Honor at Texas Stadium during halftime ceremonies at the New York Giants game on Nov. 7.

ELEVEN STRAIGHT WINNING SEASONS – The Cowboys won the NFC Eastern Division title with their 11-3 record, giving them their 11th straight winning season and 10th playoff berth in that period. A 14-12 first round loss to Los Angeles – the first time Dallas had lost in the first round under the current playoff setup – ended the season.

1977

HOWLEY HONORED – Former All-Pro linebacker Chuck Howley, a Cowboy from 1961 through 1973, became the fourth member of the Ring of Honor. Howley was honored during ceremonies at halftime of the Detroit Lions game on Oct. 30.

TWELVE STRAIGHT WINNING SEASONS – Getting off to an 8-0 start, their best ever, the Cowboys rolled to a 12-2 record, the championship of the NFC East, and their 12th consecutive winning season. They opened their 11th visit to the playoffs in those 12 years with a 37-7 first-round victory over the Chicago Bears at Texas Stadium.

FOURTH NFC TITLE – Dallas crushed the Minnesota Vikings at Texas Stadium, 23-6, for National Conference crown No. 4 and the right to meet the Denver Broncos in Super Bowl XII.

THE HISTORY



SECOND WORLD CHAMPIONSHIP – The Cowboys stopped the Denver Broncos, 27-10, to win Super Bowl XII in New Orleans on Jan. 15, 1978. In the process, Dallas tied Minnesota for most Super Bowl appearances (four) and Green Bay, Miami and Pittsburgh for most Super Bowl victories (two). Defensive linemen Harvey Martin and Randy White were named co-MVPs in the game.

1978

THIRTEEN STRAIGHT WINNING SEASONS – After a mediocre 6-4 start, the Cowboys won six straight games to finish the expanded regular season with a 12-4 record and their 10th division crown. It marked the Cowboys' 13th consecutive winning season and 12th trip to the playoffs in that span. Dallas rallied to beat Atlanta 27-20 in a divisional playoff at Texas Stadium, sending the Cowboys to their seventh NFC championship game in the past nine years.

FIFTH NFC TITLE – Dallas shut out the Rams in Los Angeles 28-0 in the National Conference title game to advance to the Super Bowl a record fifth time, including three of the last four. In the first Super Bowl rematch, Pittsburgh edged the Cowboys 35-31 for the NFL championship on Jan. 21 in Miami's Orange Bowl.

1979

TWENTIETH ANNIVERSARY – The Cowboys celebrated their 20th anniversary season at halftime of the St. Louis Cardinals game at Texas Stadium on Oct. 21. Stars from each of those 20 seasons plus Coach Tom Landry were introduced during the halftime ceremonies.

FOURTH STRAIGHT NFC EAST TITLE – The Cowboys won their final three regular season games to finish with an 11-5 record, their 11th division championship, including the past four NFC East titles, and 14th consecutive winning season. The Cowboys made their 13th trip to the playoffs in those 14 years, but were eliminated by Los Angeles 21-19 in a divisional playoff at Texas Stadium.

1980

STAUBACH RETIRES – At a press conference at Texas Stadium on March 31, quarterback Roger Staubach announced his retirement after 11 record-breaking years with the Cowboys. Staubach held all major Cowboys' passing records and was the all-time leading NFL passer.

LILLY ENTERS HALL OF FAME – Bob Lilly, a seven-time All-Pro defensive tackle in his 14-year career with the Cowboys from 1961-74, became the first Cowboys' player to be inducted into the Pro Football Hall of Fame. Enshrined along with Lilly on Aug. 2 at Canton, Ohio, were Herb Adderley, who played for the Cowboys from 1970-71, Jim Otto and Deacon Jones.

FIFTEEN STRAIGHT WINNING SEASONS – Behind new starting quarterback Danny White, the Cowboys rolled to their 15th consecutive winning season with a surprising 12-4 record, tied for best in the league with Philadelphia and Atlanta. The Cowboys lost the NFC East title to Philadelphia on a tie-breaker, but entered the playoffs for the 14th time in 15 years, this time as a wild card team. The Cowboys beat Los Angeles 34-13 at Texas Stadium in the NFC Wild Card Game and rallied past the Falcons at Atlanta 30-27 to advance to the NFC Championship Game at Philadelphia. But the Cowboys lost 20-7 in their bid for a sixth Super Bowl appearance.

LANDRY'S 200TH VICTORY – Tom Landry joined George Halas and Curly Lambeau as the only coaches with 200 NFL victories when the Cowboys beat Los Angeles 34-13 on Dec. 28 at Texas Stadium in the NFC Wild Card Game, raising Landry's record to 200-119-6, counting regular season and playoff games.

1981

RENFRO HONORED – Former All-Pro defensive back Mel Renfro, the Cowboys' all-time leading pass interceptor, became the fifth member of the Cowboys' Ring of Honor. Renfro, who played for Dallas from 1964 through 1977, was honored during halftime ceremonies of the Cowboys-Miami Dolphins game at Texas Stadium on Oct. 25.

TWELFTH DIVISION CHAMPIONSHIP – The Cowboys regained the NFC Eastern Division Championship, their 12th division title since 1966, with a 12-4 record and tied Oakland's NFL mark of 16 consecutive winning seasons. Entering the playoffs for the 15th time in that span, the Cowboys advanced to the NFC Championship Game for the ninth time in 12 years by routing Tampa Bay 38-0 at Texas Stadium. But for the second year in a row Dallas lost the conference title game. San Francisco scored a last-minute touchdown at Candlestick Park to edge the Cowboys 28-27 for a berth in Super Bowl XVI.

1982

200TH REGULAR-SEASON VICTORY – The Cowboys beat Washington 24-10 at RFK Stadium on Dec. 5 for the club's and Coach Tom Landry's 200th regular season victory.



SEVENTEEN STRAIGHT WINNING SEASONS – The Cowboys finished the strike-shortened regular season 6-3 to establish an NFL record of 17 consecutive winning seasons. Entering the playoffs for a record-tying eighth straight year and for the 16th time in 17 years, the Cowboys beat Tampa Bay 30-17 and Green Bay 37-26, both at Texas Stadium, to advance to the NFC Championship Game for the third year in a row. But again the Cowboys come up short, losing 31-17 at Washington.

1983

STAUBACH HONORED – Former quarterback Roger Staubach, who led the Cowboys to four Super Bowls, became the sixth member of the Ring of Honor during halftime ceremonies of the Cowboys-Tampa Bay game on Oct. 9.

NEW HEADQUARTERS – Ground was broken on Nov. 29 for the Cowboys' new headquarters and training facility at The Valley Ranch in northwest Dallas County.

EIGHTEEN STRAIGHT WINNING SEASONS – The Cowboys extended their NFL record to 18 consecutive winning seasons with a 12-4 finish. The club also set a league record with its ninth straight playoff appearance, qualifying as a wild card entry. The L.A. Rams eliminated Dallas from the playoffs, however, with a 24-17 upset victory at Texas Stadium in the NFC Wild Card Game on Dec. 26.

1984

SILVER SEASON – The Cowboys kicked off their 25th anniversary with a news conference at Texas Stadium on Jan. 27. President Tex Schramm announced the Cowboys would celebrate their 25th anniversary during 1984 under the theme "Silver Season."

OWNERSHIP CHANGES HANDS – The sale of the Cowboys from the Murchison family to an 11-member limited partnership headed by Dallas businessman H.R. "Bum" Bright was approved by NFL owners on March 19 at the league's annual meeting in Honolulu. The sale was completed on May 18.

NINETEEN STRAIGHT WINNING SEASONS – The Cowboys defeated the Eagles 26-10 in Philadelphia to extend their NFL record to 19 consecutive winning seasons. The Cowboys finished 9-7 and missed the playoffs for the first time in 10 years and only the second time in 19 years.

1985

STAUBACH ENTERS HALL OF FAME – Roger Staubach, the master of the comeback victory during his 11-year career as a Cowboys quarterback, was inducted into the Pro Football Hall of Fame in his first year of eligibility. Enshrined with Staubach on Aug. 3 at Canton, Ohio, were Pete Rozelle, Joe Namath, O.J. Simpson and Frank Gatski. Staubach joined Bob Lilly as the only players who spent their entire career with the Cowboys to be elected to the Hall of Fame.

TEXAS STADIUM IMPROVEMENTS – Texas Stadium unveiled a new look when the Cowboys opened their preseason schedule against Green Bay on Aug. 10. The stadium became the first to have two DiamondVision color scoreboards, and the addition of 118 Crown Suites gave Texas Stadium more private suites, 296, than any stadium in the nation.

COWBOYS RANCH OPENS – Cowboys players and coaches reported on Aug. 27 to the team's new headquarters and training facility at Cowboys Center in Valley Ranch.

DORSETT PASSES 10,000 YARDS – On a 19-yard sweep around left end, Tony Dorsett, became the sixth player in NFL history to rush for 10,000 yards. Dorsett's feat highlighted a 27-13 victory over Pittsburgh at Texas Stadium on Oct. 13.

THIRTEENTH DIVISION CHAMPIONSHIP – The Cowboys edged the New York Giants 28-21 on Dec. 15 at Texas Stadium to capture the NFC Eastern Division championship for the first time since 1981. Picked in most season previews to finish third or fourth in the division, the Cowboys rallied for their NFL record 20th consecutive winning season, a 13th division title in 20 years and a playoff berth for the 18th time in that span. But in their NFL record 36th playoff game appearance, the Cowboys fell 20-0 to the Los Angeles Rams in Anaheim Stadium on Jan. 4.

1986

COWBOYS GO TO LONDON – The Cowboys began preparations for their first trip to a foreign country when the NFL announced on March 12 that the Cowboys would play the Super Bowl champion Chicago Bears in a preseason game at London's Wembley Stadium on Aug. 3.

100TH WIN AT TEXAS STADIUM – Dallas defeated St. Louis 37-6 for the club's 100th victory at Texas Stadium. Since the facility opened in 1971 the Cowboys have compiled a 100-25 (.800) record.

STREAK BROKEN – The Cowboys' streak of 20 consecutive winning seasons from 1966 through 1985, third longest in professional sports history, came to an end when the club finished with a 7-9 record after losing seven of its last eight games. Only baseball's New York Yankees (39 straight winning seasons, 1962-64) and hockey's Montreal Canadiens (32 from 1951-52 through 1982-83) surpassed the Cowboys' accomplishments. After the 1986 season, the Washington Redskins' five straight winning campaigns (1982-86) represented the NFL's longest active streak.



1987

FOUNDER DIES – Cowboys founder Clint Murchison, Jr., died March 30 after a long illness. Murchison, 63, who owned the club until 1984, acquired the expansion Dallas franchise in the NFL in 1960. He hired Tex Schramm as general manager, gave Tom Landry a 10-year contract when his coaching career was in doubt in 1964 and was instrumental in the building of Texas Stadium.

DORSETT GETS 12,000 YARDS – Tony Dorsett became the fourth rusher in NFL history to gain more than 12,000 yards when he registered 52 yards against the Rams on Dec. 21 for a career total of 12,036. The only runners ahead of Dorsett were Walter Payton, Jim Brown and Franco Harris.

1988

LANDRY TIES LAMBEAU – Dallas opened the 1988 season against Pittsburgh on Sept. 12 and Tom Landry tied an NFL record held by Curly Lambeau by coaching in his 29th consecutive season with the same team. Lambeau led the Green Bay Packers from 1921-49.

1989

JONES ACQUIRES COWBOYS, NAMED JOHNSON COACH – Jerry Jones reached an agreement to purchase the Cowboys from Bum Bright on Feb. 25 and announced that University of Miami Coach Jimmy Johnson would replace Tom Landry.

SALE APPROVED, SCHRAMM RESIGNS – The sale of the Cowboys to Jerry Jones was unanimously approved by NFL owners on April 18 at a special meeting in New York. At the same meeting, Tex Schramm was named president of the new World League of American Football. He announced his resignation as president and general manager of the Cowboys after 29 years with the club.

AIKMAN SIGNED – The Cowboys, holding the No. 1 pick in the NFL Draft for only the second time in their history, announced the signing of quarterback Troy Aikman to a six-year contract on April 20.

JORDAN HONORED – Former All-Pro linebacker Lee Roy Jordan, a Cowboy from 1963-76, became the seventh member of the Ring of Honor. Jordan was honored during ceremonies at halftime of the Phoenix Cardinals game on Oct. 29.

1990

AUSTIN TRAINING CAMP – Beginning on July 18, nearly 100,000 fans visit the Cowboys' first ever in-state training camp at St. Edward's University in Austin.

LANDRY ENTERS HALL OF FAME – Tom Landry, who led the Cowboys to five Super Bowls and 20 consecutive winning seasons as the Cowboys head coach from 1960-88, was inducted into the Pro Football Hall of Fame in his first year of eligibility. Enshrined on Aug. 4 at Canton, Ohio, Landry joined former Dallas players Bob Lilly and Roger Staubach as the only Hall of Fame members who built their achievements with the Cowboys.

SMITH ROOKIE OF THE YEAR, JOHNSON COACH OF THE YEAR – Following a dramatic turnaround season where the team posted a 7-9 record and missed the playoffs by one game, Jimmy Johnson was named the NFL Coach of the Year by the Associated Press. Running back Emmitt Smith, who led all NFL rookie running backs in rushing yardage and touchdowns, was named the A.P.'s NFC Offensive Rookie of the Year.

1991

RECORD DRAFT HAUL INCLUDES MARYLAND AS NO. 1 OVERALL PICK – After a pre-draft trade with the New England Patriots, the Cowboys used the No. 1 overall selection in the NFL Draft for only the third time in franchise history. Dallas chose Outland Trophy winner Russell Maryland (DT) with the top pick. The Cowboys went on to acquire 16 more choices, setting a club record for most selections in a 12-round draft with 17 overall.

SCHRAMM ENTERS HALL OF FAME – One of the NFL's true innovators, and the guiding force behind the development of America's Team, Tex Schramm was inducted into the Pro Football Hall of Fame on July 27, 1991. Schramm, who served as the President and General Manager of the Dallas Cowboys from the team's conception in 1960 until his retirement in 1989, joined Staubach, Lilly and Landry with his enshrinement in Canton, Ohio.

RETURN TO THE PLAYOFFS – After winning the final five games of the season, Dallas finished with an 11-5 record – the team's best mark since the 1983 season. The initial spark to the winning streak was a 24-21 win over the eventual World Champion Washington Redskins on Nov. 24. The win, at Washington's RFK Stadium, ended the Redskins' bid for a perfect regular season after 11 straight wins. Dallas finished second in the NFC East and qualified as the NFC's No. 2 Wild Card Playoff entry, marking the club's first postseason trip since 1985. Dallas traveled to Chicago and defeated the Bears 17-13 in the opening round Wild Card Game before dropping a 38-6 decision at Detroit the following week.

SMITH AND IRVIN LEAD NFL – Emmitt Smith and Michael Irvin became the first two players from the same team to lead the NFL in rushing yardage and receiving yardage in the same season. Smith



had 1,563 yards rushing, while Irvin set single-season club records for receptions (93) and receiving yardage (1,523). Both players were named to the NFC Pro Bowl squad along with tight end Jay Novacek and quarterback Troy Aikman. The Cowboys sent four offensive players to the Pro Bowl for the first time since 1979, and Irvin was named the MVP of the Pro Bowl Game.

1992

JONES NAMED TO COMPETITION COMMITTEE – On May 1, Jerry Jones, was appointed to the NFL's Competition Committee by Commissioner Paul Tagliabue. Jones became the first owner to serve on the prestigious committee since the death of Cincinnati's Paul Brown.

FOURTEENTH DIVISION CHAMPIONSHIP – Before a national television audience on ABC's Monday Night Football, the Cowboys defeated the Atlanta Falcons (41-17) at the Georgia Dome to claim the NFC Eastern Division Championship. The victory marked the Cowboys' first divisional title since 1985.

RECORD NUMBER OF OFFENSIVE PRO BOWL SELECTIONS – Six players from the Cowboys were selected to play in the Pro Bowl: RB Emmitt Smith, TE Jay Novacek, QB Troy Aikman, WR Michael Irvin, G Nate Newton and C Mark Stepnoski. The six players establish a Dallas Cowboys' record for most offensive players selected to the Pro Bowl.

CLUB RECORD FOR VICTORIES/SMITH EARNS SECOND RUSHING TITLE – On Dec. 27, Dallas defeated Chicago by a 17-14 score at Texas Stadium. The victory was the 13th of the year for Dallas, establishing a new club record for victories in a season. In the Bears game, Emmitt Smith finished the season with 1,713 rushing yards, enabling Smith to become the first player to win back-to-back NFL rushing titles since Eric Dickerson (1983-84).

ROAD ATTENDANCE RECORD SET – The Cowboys set a new team record for road attendance by averaging 72,523 fans per road game in 1992. The team also played before a sold-out stadium in all 16 regular season games for the first time since the 1981 season.

SIXTH NFC TITLE – On January 17, 1993, the Cowboys defeated the San Francisco 49ers by a 30-20 score at Candlestick Park. The victory sends Dallas to Super Bowl XXVII in Pasadena, marking the Cowboys first NFC title, and Super Bowl trip, since 1978.

THIRD WORLD CHAMPIONSHIP – While making an NFL record sixth Super Bowl appearance, the Cowboys defeated Buffalo 52-17 in Super Bowl XXVII at the Rose Bowl in Pasadena on Jan. 31, 1993. The victory enabled the Cowboys to become the only franchise in NFL history to win more than one Super Bowl under two different ownerships. The Super Bowl crowd of 98,374 was the largest crowd to ever witness a Dallas Cowboys game. The game was also witnessed by 133.4 million television viewers, making Super Bowl XXVII the most watched event in television history.

1993

WHITE HOUSE VISIT – The Super Bowl Champion Dallas Cowboys became the first athletic team to visit the White House under the Clinton administration. The Cowboys team visit to the White House was the first in club history. (March 5).

LANDRY HONORED – Former Head Coach Tom Landry, who led Dallas to two Super Bowl wins and five NFC titles in his 29 years at the Cowboys helm, became the eighth member of the Ring of Honor during halftime ceremonies of the Cowboys-New York Giants game on Nov. 7.

RECORD NUMBER OF PRO BOWL SELECTIONS – An NFC-record 11 Dallas players are selected to the Pro Bowl, including a club-record eight offensive selections (seven Pro Bowl starters).

FIFTEENTH DIVISION CHAMPIONSHIP – In the final game of the regular season, the Cowboys defeat the New York Giants 16-13 in overtime at Giants Stadium to claim their 15th division crown and their second consecutive NFC East title. (Jan. 2)

SMITH EARNS THIRD RUSHING TITLE – Emmitt Smith finishes the season with 1,486 yards to earn his third straight NFL rushing crown. He becomes just the fourth man in NFL history to win three consecutive rushing titles.

SEVENTH NFC TITLE – Dallas defeats San Francisco 38-21 in the NFC Championship Game at Texas Stadium. The victory gives the Cowboys an NFL-record seventh conference championship in the first conference title game to be played at Texas Stadium since Jan. 1, 1978 (a 23-6 win over Minnesota).

FOURTH WORLD CHAMPIONSHIP – Dallas becomes one of just three NFL teams to win four Super Bowls by defeating Buffalo (30-13) in Super Bowl XXVIII. The game, played at the Georgia Dome in Atlanta, featured two rushing touchdowns by Super Bowl MVP Emmitt Smith. Dallas raised its NFL record number of Super Bowl appearances to seven (one fourth of all the Super Bowl games played).

1994

SWITZER NAMED HEAD COACH – Barry Switzer is named the new head coach of the Dallas Cowboys—and the third head coach in team history on March 30. Switzer replaces Jimmy Johnson, who stepped down as the Cowboys' head coach the previous day.

THE HISTORY



DORSETT AND WHITE ENTER HALL OF FAME – Tony Dorsett, the Cowboys all-time leading rusher in his 11-year career with the Cowboys from 1977-87, and Randy White, a nine-time Pro Bowl defensive tackle in his 14-year career with the Cowboys from 1975-78, are both inducted into the Pro Football Hall of Fame in their first year of eligibility. Enshrined on July 30 at Canton, Ohio, both men join former Dallas players Bob Lilly and Roger Staubach as well as Tom Landry and Tex Schramm in the Hall of Fame.

NFL RECORD CROWD IN MEXICO CITY – The Cowboys travel to Mexico City to play the Houston Oilers in a preseason game in front of 112,376 fans, the largest crowd to ever witness an NFL game (Aug. 15).

DORSETT AND WHITE HONORED – Former All-Pro, running back Tony Dorsett and defensive tackle Randy White, became the ninth and tenth members of the Ring of Honor. They were honored during ceremonies at halftime of the Arizona Cardinals game on Oct. 9.

SIXTEENTH DIVISION CHAMPIONSHIP – The Cowboys clinched the NFC Eastern Division Crown in the first week of December with a 31-19 victory over the Eagles in Philadelphia (Dec. 4).

RECORD NUMBER OF PRO BOWL SELECTIONS – AGAIN – For the second straight year, the Cowboys send 11 players to the Pro Bowl, tying the NFC record that Dallas established in 1993.

NFL RECORD FOR TITLE GAME APPEARANCES – While making an NFL record 13th NFC Championship Game appearance, the Cowboys become the only team in NFL history to advance to at least two championship games in every decade of the team's existence. Dallas fell short of its third straight Super Bowl with a 38-28 loss to the San Francisco 49ers at Candlestick Park on Jan. 15, 1995.

1995

SEVENTEENTH DIVISION CHAMPIONSHIP – On Dec. 24, Dallas wrapped up its fourth straight NFC Eastern Division title – a feat that no other NFC East team has accomplished other than the Cowboys teams from 1976 to 1979.

SMITH WINS FOURTH RUSHING CROWN – Emmitt Smith closes the season with a team-record 1,773 rushing yards and an NFL record 25 touchdowns. Smith led the NFL in rushing for the fourth time in five years, becoming just the fifth player in NFL history to win at least four rushing titles.

TEN PRO BOWLERS SELECTED – Ten Cowboys are selected to the NFC Pro Bowl squad. Since 1993, Dallas has earned 32 Pro Bowl selections – the most ever by one team over a three year period of time.

EIGHTH NFC TITLE – The Cowboys win an NFL record eighth conference championship game by defeating the Green Bay Packers 38-27 at Texas Stadium on Jan. 14, 1996. The victory marked the Cowboys third NFC title in four years and ensured the team of an NFL record eighth Super Bowl appearance.

THREE SUPER BOWL TITLES IN FOUR YEARS – Dallas becomes the first team in NFL history to win three Super Bowls in a four year period by defeating the Pittsburgh Steelers 27-17 in Super Bowl XXX at Sun Devil Stadium in Tempe, AZ. The game, played on Jan. 28, 1996, is witnessed by 138.4 million television viewers, making Super Bowl XXX the most watched event in television history. The victory enables Dallas to earn its fifth Super Bowl title – joining the San Francisco 49ers as the only NFL franchises to win five Super Bowls. The Cowboys have now appeared in an NFL record eight Super Bowls – three more than any other team.

1996

SMITH PASSES 10,000 YARDS – On a six-yard dash up the middle against Washington on Thanksgiving Day, Emmitt Smith became the 12th player in NFL history to rush for 10,000 yards. Smith's feat highlighted a 21-10 win over the Redskins at Texas Stadium on Nov. 28.

NINE PRO BOWLERS SELECTED – A NFL-high nine players are selected to the NFC Pro Bowl squad, the fourth straight year Dallas has led the NFL in Pro Bowl selections. Over the past four seasons, Dallas has sent 41 players to Hawaii, the most ever in the NFL in a four-year period. The next highest total was posted by the 1971-74 Miami Dolphins with 38.

EIGHTEENTH DIVISION CHAMPIONSHIP – On Dec. 15, Dallas wrapped up its fifth straight NFC Eastern Division title – a feat never before achieved in the NFC East – and the eighteenth division title in team history with a 12-6 win over New England at Texas Stadium. The Carolina Panthers eliminated the Cowboys from the playoffs in a divisional playoff loss at Carolina.

1997

IRVIN TOPS 10,000 YARDS – On a 14-yard touchdown reception at Washington on Oct. 13, Michael Irvin became the 14th player in NFL history to record over 10,000 yards receiving.

PLAYOFF STREAK SNAPPED – The Cowboys close the 1997 season with a 6-10 record, marking the team's first non-playoff season since 1990.



1998

GAILEY NAMED HEAD COACH – Jerry Jones names Chan Gailey as the fourth head coach in the history of the Dallas Cowboys franchise on Feb. 12. Gailey, who had previously served as the Pittsburgh Steelers offensive coordinator, replaces Barry Switzer, who resigned from his position on January 9th.

TRAINING CAMP OPENS IN WICHITA FALLS – The Cowboys open training camp at Midwestern State University in Wichita Falls, Texas on July 15. Attendance figures for the four-week camp exceed 100,000.

SANDERS SETS RETURN MARK – On Sept. 21, Deion Sanders returned a punt 59 yards for a touchdown in the first half at the New York Giants and then ran back an interception 71 yards for a score in the fourth quarter. It was the first time in club history that one player had scored two touchdowns on returns of any kind in the same game.

SMITH BECOMES CLUB'S ALL-TIME RUSHER – With 163 yards on 29 carries in a 16-6 win over the New York Giants on Nov. 8, Emmitt Smith becomes the Dallas Cowboys all-time leading rusher. Smith's performance pushes him past Tony Dorsett (12,036) and into the Cowboys top spot.

NINETEENTH DIVISION CHAMPIONSHIP – After a one-year absence from postseason play, the Cowboys clinch their sixth NFC Eastern Division title in the last seven years with a 13-9 win over Philadelphia at Texas Stadium on Dec. 20. The 1998 division crown is the 19th division championship (15th NFC East title) in the club's 39-year history.

SMITH BECOMES NFL'S ALL-TIME RUSHING TOUCHDOWN LEADER – After scoring a first-half touchdown on a one-yard run against the Redskins at Texas Stadium, Emmitt Smith becomes the NFL's all-time leader in rushing touchdowns, moving ahead of Marcus Allen (123). Smith later added a 26-yard TD run to bring his record total to 125 rushing touchdowns by season's end.

COWBOYS POST 10 WINS AND SWEEP NFC EAST – The Cowboys closed the year with a 23-7 victory over Washington and a 10-6 record, marking the 23rd season in which Dallas recorded at least 10 wins – a NFL record. The win over the Redskins also enabled Dallas to become the first team in the history of the NFC East to post an 8-0 record in division play.

COWBOYS EXTEND NFL-RECORD WITH 25TH PLAYOFF APPEARANCE – The Cowboys extended their NFL record for postseason appearances to 25 with a 20-7 loss to Arizona in a NFC Wild Card Playoff Game at Texas Stadium on Jan. 2, 1999.

1999

COWBOYS COMEBACK – The Cowboys overcome a 21 point fourth quarter deficit and pull out an overtime win over the Washington Redskins in the season opener on Sept. 12. After the team scored 21 points in the fourth quarter to tie the game – tying the largest deficit overcome to win a game – Troy Aikman connected with Raghieb Ismail on a 76-yard bomb in overtime to provide the final margin of victory.

IRVIN RECORDS FINAL CATCH – On Oct. 10 at Veterans Stadium in Philadelphia, wide receiver Michael Irvin went across the middle and hauled in an eight-yard reception for the 750th catch of his career. The catch would be the last of his career as he suffered neck and back injuries on the play and was never able to return to the playing field. Irvin finished his career tied for 10th on the NFL's all-time reception list and was ninth all-time in receiving yards.

SELLOUT STREAK ENDS – The Dallas Cowboys NFL-record of consecutive games in front of sold out stadiums comes to an end on Dec. 24, 1999 in a Christmas Eve game against the New Orleans Saints in the Louisiana Super Dome. The streak, which included home and away games, came to a halt after 160 games. It began on December 23, 1990 at Philadelphia's Veterans Stadium, and it included 79 straight sell-outs at Texas Stadium (including playoffs) and 81 straight sell-outs on the road (including playoffs).

AIKMAN NFL'S WINNINGEST QUARTERBACK – With eight wins in 1999, Troy Aikman became the winningest starting quarterback of any decade in NFL history with 90 wins in the 1990s. He broke the mark of 86 wins set by Joe Montana in the 1980s.

TEAM OF THE 90'S – The Cowboys close the century as the NFL's most successful team in the decade of the 1990s. From 1990 to 1999, Dallas qualified for the playoffs eight times, won six division titles, made four trips to the conference championship game and won three Super Bowls.

SMITH BECOMES NFL'S ALL-TIME LEADING POSTSEASON RUSHER – Emmitt Smith ran for 99 yards in a 27-10 loss at Minnesota in an NFC Wild Card Playoff Game on Jan. 9, 1999. The total gives Smith the NFL record with 1,586 career postseason rushing yards, moving him past Franco Harris (1,556).

2000

CAMPO NAMED HEAD COACH – Jerry Jones named Cowboys defensive coordinator Dave Campo as the fifth head coach in franchise history on Jan. 26. Campo spent the previous 11 seasons as an assistant coach in Dallas and was the defensive coordinator for the 1995 team that won Super Bowl XXX. He replaced Chan Gailey, who was fired on Jan. 11.



Cowboys Attendance Records

The Cowboys played in the Cotton Bowl (capacity 72,132 in 1970) from 1960 until Texas Stadium was opened on Oct. 24, 1971 against New England. In 1995 seats were removed from Texas Stadium to make room for 118 Crown Suites.

TOTAL ATTENDANCE

Year	Home Games (No.)	Avg.	Percent Change	Road Games (No.)	Pre-Season Games (No.)	Post-Season Games (No.)	Grand Total
1960—	128,500(6)	21,417	—	214,820(6)	120,284(6)	—	463,604
1961—	172,000(7)	24,571	+33.9%	251,443(7)	97,584(5)	—	521,027
1962—	152,446(7)	21,778	-11.4%	278,807(7)	178,683(5)	—	609,936
1963—	188,727(7)	26,961	+23.8%	280,062(7)	214,290(5)	—	683,079
1964—	268,661(7)	38,380	+42.3%	356,339(7)	207,751(5)	—	832,751
1965—	388,912(7)	55,559	+44.8%	366,390(7)	199,395(5)	65,569(1)	1,020,266
1966—	473,373(7)	67,625	+21.7%	408,899(7)	238,186(5)	75,504(1)	1,195,952
1967—	460,476(7)	65,782	- 2.7%	402,843(7)	278,511(5)	121,647(2)	1,263,477
1968—	470,110(7)	67,158	+ 2.1%	401,626(7)	300,909(6)	104,458(2)	1,277,103
1969—	443,352(7)	63,336	- 5.7%	434,477(7)	384,095(6)	100,472(2)	1,362,396
1970—	411,531(7)	58,790	- 7.2%	398,377(7)	347,327(6)	212,847(3)	1,370,082
1971—	466,220(7)	66,603	+13.3%	416,043(7)	375,250(6)	195,716(3)	1,454,229
1972—	446,990(7)	63,856	- 4.1%	391,852(7)	474,273(7)	114,343(2)	1,427,458
1973—	433,030(7)	61,861	- 3.1%	423,177(7)	355,994(6)	128,815(2)	1,341,016
1974—	373,435(7)	53,348	-13.8%	378,233(7)	284,620(6)	—	1,036,288
1975—	402,294(7)	57,471	+ 7.7%	404,073(7)	273,567(6)	211,095(3)	1,291,029
1976—	412,698(7)	58,957	+ 2.6%	414,867(7)	320,564(6)	62,436(1)	1,210,565
1977—	432,885(7)	61,840	+ 5.0%	398,486(7)	329,549(6)	201,288(3)	1,362,208
1978—	498,865(8)	62,358	+ 0.9%	484,905(8)	260,344(4)	206,464(3)	1,450,578
1979—	508,965(8)	63,621	+ 0.2%	488,432(8)	268,989(5)	64,792(1)	1,331,178
1980—	477,378(8)	59,672	- 6.2%	492,828(8)	244,612(4)	195,251(3)	1,410,069
1981—	511,541(8)	63,943	+ 7.2%	502,392(8)	243,849(4)	125,373(2)	1,383,155
1982—	269,981(5)	53,996	-15.6%	217,153(4)	208,057(4)	184,059(3)	879,250
1983—	505,793(8)	63,224	+17.1%	481,230(8)	217,621(4)	43,521(1)	1,248,165
1984—	479,733(8)	59,967	- 5.2%	523,951(8)	203,646(4)	—	1,207,330
1985—	478,958(8)	59,870	- 0.2%	489,913(8)	193,795(4)	66,351(1)	1,229,017
1986—	469,806(8)	58,726	- 1.9%	518,627(8)	299,134(5)	—	1,287,567
1987—	344,406(7)	49,201	-16.2%	416,141(8)	199,327(4)	—	959,874
1988—	393,129(8)	49,141	- 0.1%	528,529(8)	177,080(4)	—	1,098,738
1989—	418,346(8)	52,293	+ 6.4%	490,586(8)	215,219(4)	—	1,124,151
1990—	475,432(8)	59,429	+13.7%	483,944(8)	173,716(4)	—	1,133,092
1991—	501,901(8)	62,738	+ 5.6%	537,101(8)	219,022(4)	140,884(2)	1,398,908
1992—	506,758(8)	63,345	+ 1.0%	580,181(8)	284,898(5)	227,015(3)	1,598,852
1993—	510,068(8)	63,759	+ 0.7%	533,380(8)	283,409(5)	202,509(3)	1,529,366
1994—	516,628(8)	64,579	+ 1.3%	512,896(8)	354,574(5)	133,870(2)	1,517,968
1995—	518,167(8)	64,771	+ 0.3%	518,468(8)	305,545(5)	205,853(3)	1,548,033
1996—	513,794(8)	64,224	- 0.8%	556,875(8)	264,937(5)	137,490(2)	1,473,096
1997—	511,767(8)	63,971	-0.4%	541,187(8)	240,871(4)	—	1,293,825
1998—	510,438(8)	63,805	-0.3%	564,224(8)	354,816(5)	62,969(1)	1,492,447
1999—	513,295(8)	64,162	+0.6%	523,375(8)	232,646(5)	64,056(1)	1,333,372
Total—	16,960,789(297)	57,107	—	17,607,122(297)	10,426,939(199)	3,655,647(53)	48,650,497

LARGEST CROWDS

HOME

80,259	vs. Cleveland, Nov. 24, 1966
79,965	vs. St. Louis, Dec. 4, 1966
*66,689	vs. N.Y. Jets, Dec. 4, 1971
†65,180	vs. San Francisco, Nov. 12, 1995

Postseason

75,504	vs. Green Bay, Jan. 1, 1967
*66,311	vs. San Francisco, Jan. 2, 1972
†65,135	vs. Green Bay, Jan. 14, 1996

Preseason

78,807	vs. Green Bay, Aug. 28, 1967
*65,405	vs. Houston, Aug. 5, 1972
†63,923	vs. Denver, Aug. 21, 1994

*Texas Stadium record

†Texas Stadium record after 1985 improvements

AWAY

91,505	@ L.A. Raiders, Oct. 25, 1992
84,850	@ Cleveland, Nov. 2, 1969
84,278	@ New Orleans, Nov. 3, 1968

Postseason

84,483	@ L.A. Rams, Jan. 4, 1976
87,381	@ L.A. Rams, Aug. 8, 1969

NEUTRAL

98,374	vs. Buffalo @ Pasadena, Jan. 31, 1993
112,376	vs. Houston @ Mexico City, Aug. 15, 1998
106,424	vs. N. Eng. @ Mexico City, Aug. 17, 1998

SMALLEST CROWDS

HOME

†10,000	— vs. San Francisco, Nov. 20, 1960
12,692	— vs. Chicago, Nov. 18, 1962

AWAY

4,954	— vs. Minnesota, Aug. 5, 1961 in Sioux Falls, S.D.
12,370	— @ N.Y. Jets, Oct. 4, 1987

†Estimated; no turnstiles in Cotton Bowl in 1960 and 1961

SELLOUT STREAKS

Longest home sellout streak — 80 straight games (began 9/9/91 vs. Washington, still active) regular season and playoffs

Last home non-sellout (regular season and playoffs) — 12/16/90 vs. Phoenix (80 straight)

Longest road sellout streak — 81 straight games (began 12/23/90 @ Philadelphia, ended 12/24/99 @ New Orleans) regular season and playoffs

Last road non-sellout (regular season and playoffs) — 12/24/99 @ New Orleans (1 straight)

Longest sellout streak (home and away — regular season and playoffs) — 160 straight games (began 12/16/90 vs. Phoenix, ended 12/24/99 @ New Orleans)



Consecutive Winning Seasons

LONGEST WINNING STREAKS OF ALL-TIME

1. New York Yankees (1926-1964).....	39
2. Montreal Canadiens (1951/52-1982/83)	32
3. Boston Bruins (1967/68-1995/96).....	29
4. DALLAS COWBOYS (1966-1985).....	20
5. Baltimore Orioles (1968-1985).....	18
6. Chicago White Sox (1951-1967).....	17
7. Chicago Black Hawks (1960/61-1975/76).....	16
Los Angeles Raiders (1965-1980).....	16
Boston Red Sox (1967-1982)	16
Philadelphia Flyers (1972/73-1987/88)	16
Los Angeles Lakers (1976/77-1991/92)	16
San Francisco 49ers (1983-1998)	16

THANKSGIVING DAY RECORD

(21-10-1)

1966 W Cleveland 26-14	1983 W St. Louis 35-17
1967 W St. Louis 46-21	1984 W New England 20-17
1968 W Washington 29-20	1985 W St. Louis 35-17
1969 T San Francisco 24-24	1986 L Seattle 31-14
1970 W Green Bay 16-3	1987 L Minnesota 44-38 (OT)
1971 W Los Angeles 28-21	1988 L Houston 25-17
1972 L San Francisco 31-10	1989 L Philadelphia 27-0
1973 L Miami 14-7	1990 W Washington 27-17
1974 W Washington 24-23	1991 W Pittsburgh 20-10
1975 DNP	1992 W N.Y. Giants 30-3
1976 W St. Louis 19-14	1993 L Miami 14-16
1977 DNP	1994 W Green Bay 42-31
1978 W Washington 37-10	1995 W Kansas City 24-12
1979 L Houston 30-24	1996 W Washington 21-10
1980 W Seattle 51-7	1997 L Tennessee 14-27
1981 W Chicago 10-9	1998 L Minnesota 46-36
1982 W Cleveland 31-14	1999 W Miami, 20-0

COWBOYS' WON-LOST RECORD

(Regular Season)

Vs. AFC - 64-40	On Thanksgiving Day - 21-10-1
On Monday Night Football - 34-27*	Game After Thanksgiving - 22-10
Week After MNF - 28-25+	On Thursdays - 0-1
On Sunday Night Football - 10-7	(non-Thanksgiving)
(ESPN 2-3) (TNT 3-1)	On Saturdays - 10-9
In Overtime - 10-6	On Fridays - 0-2
In Season Openers - 30-9-1	In Domes - 16-13

*Includes three Monday night games prior to the creation of ABC-TV Monday Night Football.

+Four times the Cowboys final game of the season was on a Monday night. Four times they followed with a bye.



COWBOYS OVERTIME GAMES

The Cowboys have played in 16 regular season overtime games with a record of 10-6 since the NFL adopted the extra session in 1974.

		Score by Quarters							
		1	2	3	4	OT	—	Total	Winning Score
<i>Sept. 28, 1975 at Texas Stadium</i>									
*St. Louis.....	0	3	14	14	0	—	31	DuPree 3 pass from	
DALLAS.....	0	7	21	3	6	—	37	Staubach at 7:07	
<i>Nov. 2, 1975 at RFK Stadium</i>									
*DALLAS.....	0	17	0	7	0	—	24		
Washington.....	3	7	7	7	6	—	30	Kilmer 1 run at 8:26	
<i>Sept. 18, 1977 at Metropolitan Stadium</i>									
DALLAS.....	0	3	0	7	6	—	16	Staubach 4 run at 8:46	
*Minnesota.....	7	0	0	3	0	—	10		
<i>Oct. 15, 1978 at Busch Stadium</i>									
*DALLAS.....	0	7	14	0	3	—	24	FG Septien 47 at 11:32	
St. Louis.....	7	7	0	7	0	—	21		
<i>Dec. 19, 1981 at Giants Stadium</i>									
*DALLAS.....	0	0	0	10	0	—	10		
N.Y. Giants.....	0	0	7	3	3	—	13	FG Danelo 35 at 8:41	
<i>Oct. 9, 1983 at Texas Stadium</i>									
Tampa Bay.....	10	0	7	7	0	—	24		
*DALLAS.....	7	7	3	7	3	—	27	FG Septien 42 at 10:22	
<i>Oct. 21, 1984 at Texas Stadium</i>									
New Orleans.....	0	17	10	0	0	—	27		
*DALLAS.....	3	0	3	21	3	—	30	FG Septien 41 at 11:18	
<i>Nov. 15, 1987 at Sullivan Stadium</i>									
*DALLAS.....	7	7	0	3	6	—	23	Walker 60 run at 13:10	
New England.....	0	7	0	10	0	—	17		
<i>Nov. 26, 1987 at Texas Stadium</i>									
*Minnesota.....	14	7	7	10	6	—	44	Nelson 24 run at 7:09	
DALLAS.....	0	14	10	14	0	—	38		
<i>Nov. 10, 1991 at The Astrodome</i>									
DALLAS.....	10	3	3	7	0	—	23		
*Houston.....	0	10	3	10	3	—	26	FG Del Greco 23 at :29	
<i>Jan. 2, 1994 at Giants Stadium</i>									
DALLAS.....	3	10	0	0	3	—	16	FG Murray 41 at 4:16	
*N.Y. Giants.....	0	0	10	3	0	—	13		
<i>Sept. 19, 1994 at Texas Stadium</i>									
*Detroit.....	3	7	7	0	3	—	20	FG Hanson 44 at :27	
DALLAS.....	7	0	3	7	0	—	17		
<i>Sept. 17, 1995 at The Hubert H. Humphrey Metrodome</i>									
*DALLAS.....	6	3	0	8	6	—	23	Smith 31 run at 12:34	
Minnesota.....	3	7	0	7	0	—	17		
<i>Nov. 10, 1996 at 3Com Park</i>									
*DALLAS.....	0	7	0	10	3	—	20	FG Boniol 29 at 8:43	
San Francisco.....	10	0	0	7	0	—	17		
<i>Sept. 7, 1997 at Sun Devil Stadium</i>									
*DALLAS.....	6	13	3	0	0	—	22		
Arizona.....	0	7	7	8	3	—	25	FG Butler 20 at 6:30	
<i>Sept. 12, 1999 at Redskins Stadium</i>									
DALLAS.....	7	7	0	21	6	—	41	Ismail 76 pass	
*Washington.....	3	10	22	0	0	—	35	from Aikman at 10:51	

*Won toss to begin overtime

**The
Sidelines**





The glittering showcase of Cowboys football is Texas Stadium, a state-of-the-art modern football facility which opened on Oct. 24, 1971 with a 44-21 Cowboys victory over New England. Since then, the Cowboys have posted a 171-69 record (.713) overall, including a 16-5 (.762) mark in postseason, at home. Prior to moving to Texas Stadium the Cowboys spent the 1960-71 seasons at the Cotton Bowl, where they posted a 45-33-4 record, including a 2-2 mark in postseason.

Located in the Dallas suburb of Irving, Texas Stadium has a seating capacity of 65,675 and features two DiamondVision color replay screens, 381 luxury suites, three sports bars, 52 concession stands, 40 specialty stands, 86 restrooms, 115 drinking fountains and 130 acres of parking. Texas Stadium's most unique feature is the partial roof which covers fans from inclement weather, but leaves the game outdoors. Texas Stadium also boasts the luxurious Stadium Club, one of Dallas' premier locations for private parties, banquets and convention gatherings.

The Corral, outside Gate 8, features food, beverage, entertainment and large screen televisions for fan hospitality before, during and after all Cowboys home games and special events.

Complete banquet, catering and special event services are available for private groups at Texas Stadium. Information on hosting an event can be obtained by calling 972-785-4000.


Tours of Texas Stadium are available hourly Monday through Saturday from 10:00 a.m. to 3:00 p.m., and Sundays, when no events are scheduled, from 11:00 a.m. to 3:00 p.m. Call 972-785-4780 for more information.

The Cowboys souvenir shop, The Pro Shop, is also open daily on the grounds outside the stadium at Gate 8.

Texas Stadium
2401 E. Airport Freeway ★ Irving, TX 75062
972-785-4000



Cowboys Summer Training Camp



One of the annual highlights for Dallas Cowboys fans is the opportunity to visit Dallas Cowboys Training Camp at Midwestern State University in Wichita Falls, Texas. The 2000 camp marks the team's 11th camp in Texas.

Midwestern State University is a convenient location for Cowboys fans throughout Texas and the neighboring states to visit. In each of the past 10 seasons, the Cowboys have drawn an average of nearly 100,000 fans to the summer practice sessions and scrimmages with other NFL teams.

The camp at Midwestern State University offers a rare opportunity for Cowboys' fans from all over the State of Texas and the Southwest to get an "up close and personal look" at their favorite team with all practice sessions free and open to the public.

Some of the training camp activities that take place during camp include the Cowboys' Golf Tournament, practices and scrimmages with other NFL teams.

Training Camp Facts

LOCATION:

Midwestern State University, Wichita Falls, Texas.

Directions: Take U.S. Highway 81/287 North to Wichita Falls. At Wichita Falls, take the Midwestern State University exit, which is a left exit, onto U.S. 79/281 - Jacksboro/Archer City. Take the next exit, which will be to the right on Midwestern Parkway. Follow Midwestern Parkway for 2.7 miles until you cross Taft Blvd. The university will be on your right.

DATES:

This year camp opens on Monday, July 17 and runs through Friday, Aug. 18.

WICHITA FALLS:

Wichita Falls has a population of approximately 140,000 people and is the largest city within a 100-mile radius. Located 15 miles south of the Oklahoma border, it is equidistant from Dallas-Ft. Worth and Oklahoma City. Wichita Falls is also home to Sheppard Air Force Base, home of the NATO jet pilot training program and the largest employer in the city.

PRACTICES:

Cowboys practice sessions at Midwestern State University are open to the public free of charge. Public parking is available on campus during practice times.

INFORMATION:

Further information on Cowboys training camp, and training camp sponsorships, can be obtained by calling the Dallas Cowboys Offices in Irving at 972-556-9900.



Cowboys on the Web

www.dallascowboys.com

The Dallas Cowboys homepage can be found at www.dallascowboys.com. It is the most comprehensive spot on the Internet for up-to-date information on the Dallas Cowboys and the Dallas Cowboys Cheerleaders. Updated daily with schedules, press releases, statistics and player bios, the Cowboys homepage is a must-see for anyone with a computer. You can also see and order the latest Cowboys merchandise through the Cowboys Pro Shop at www.dallascowboys.com.

Cowboys on the Road Hotel Headquarters on the Road

Home Games

DFW Airport Marriott972/929-8800

Tokyo, August 5

Tokyo Dome Hotel011/81-3-57-05-2111

Denver, August 19

Marriott City Center (day of game only)303/297-1300

Arizona, September 10

Hilton Mesa Pavilion480/833-5555

Washington, September 18

Washington Marriott202/872-1500

Carolina, October 1

Hyatt Charlotte at SouthPark704/554-1234

New York Giants, October 15

Hilton Hasbrouck Heights201/288-6100

Philadelphia, November 5

TBD

Baltimore, November 19

TBD

Tampa Bay, December 3

Hyatt Regency Tampa813/225-1234

Tennessee, December 25

Opryland Hotel615/871-5800

Official Dallas Cowboys Fan Club



Official Dallas Cowboys #1 Fan Club

Be a part of the exciting action of the Dallas Cowboys all year long. The Official Dallas Cowboys #1 Fan Club offers members exclusive premium items, discounts on special items throughout the year, the *Dallas Cowboys Official Weekly*, and more. Call for more information or to join: 972-556-9978 between 2-5 p.m. (central time) Monday-Friday.



The Dallas Cowboys Cheerleaders recently reached a major milestone in the entertainment industry by making more international entertainment trips to U.S. military bases than any other professional performer or group over the course of the past decade. In 2000, the world famous organization celebrates their 29th season on the sidelines of Texas Stadium.

The Cowboys transformed the idea of sideline cheerleaders in 1972 when they mixed a unique blend of glamour and dance with an old football tradition. Nobody at the time predicted the Dallas Cowboys Cheerleaders would become an international phenomenon, but that's precisely what happened.


The image and style of the Cowboys Cheerleaders has had an enormous influence on entertainment in sports. But while the Cowboys Cheerleaders have been imitated throughout the sports world, no one has been able to equal their stature.

The strength of their national popularity was evident during the 1970's when two made-for-TV movies about the Cowboys Cheerleaders drew top ratings. That popularity has continued to grow in the 1990s with an annual ESPN Swimsuit Show and appearances on Saturday Night Live, The David Letterman Show and the Today Show. More recently, the Cheerleaders have a featured role in Robert Altman's new motion picture, starring Richard Gere, "Dr. T and the Women," which is scheduled for release later this year.

Besides being an integral part of Cowboys games at Texas Stadium, the Cheerleaders perform at numerous state fairs, college halftime shows and events around the country.

The Cowboys Cheerleaders also donate their time to many charitable and civic causes. Every year the Cheerleaders visit hospitals, nursing homes and schools. They perform at telethons and fund-raising events around the United States, and they bring their special brand of goodwill to American military bases in places like Korea, the Philippines, Cuba, Panama, Italy, the Indian Ocean, the Persian Gulf, Albania, Bosnia, and Macedonia.

The Cowboys Cheerleaders' annual USO/Department of Defense tours every Christmas and spring have become a special tradition. Since 1979, the Cheerleaders have visited and entertained hundreds of thousands of United States military personnel all over the world on 41 USO/DOD tours and have received the first-ever "Spirit of Hope" award from the USO in recognition of their distinguished service to American troops stationed overseas.



Kelli McGonagill Finglass
Director



Judy Trammell
Choreographer

2000-2001 VETERANS

Alice Phillips.....6 Yrs.
Cindi Alsobrook5 Yrs.
Melissa Gutierrez.....4 Yrs.
TanEa Brooks.....3 Yrs.
Nora Tagle Cano.....3 Yrs.

Camille Caskey.....3 Yrs.
Julie Holeman Moulas .3 Yrs.
Megan Sims.....3 Yrs.
Kenia Brown.....2 Yrs.
Bobbi Claar.....2 Yrs.

Sara Fulghum.....2 Yrs.
Angie Michell.....2 Yrs.
Tomoko Mita.....2 Yrs.
Misty Pitts.....2 Yrs.
Amber Strauser.....2 Yrs.

2000-2001 ROOKIES

Sandi Boruk
Shenythia Frazier
Tina Gabaldon
Denise Garvey
Kristin Holt
Ashley Hutchinson

Kelly Kirchoff
Brandi Mager
Christine Murphy
Rhonda Musgrove
Courtnei Myers
Brandy Nace

Stephanie Quinonez
Stephanie Rash
Brandy Rodgers
Iris Steward
Gretchen Stofor
Jenny Wright



Cowboys on Radio

For the 10th straight year, KVIL-FM 103.7 will bring digital sound to the National Football League with its broadcast of all Dallas Cowboys football games. State-of-the-art technology enables KVIL-FM to broadcast Cowboys games at home and away to a Metroplex audience in digital sound. Once again, KVIL will originate all games broadcast across "The Dallas Cowboys Radio Network," on over 90 stations in eight states.

Brad Sham, the play-by-play voice of the Dallas Cowboys in 2000, is marking his 22nd season in the Cowboys booth. Former Cowboys quarterback Babe Laufenberg brings his eight years of NFL experience to the color commentary for the third year. Kristi Scales returns with updates from the field as sideline reporter. KVIL's creative approach to pre-game coverage begins two hours prior to each kickoff and includes interviews with head coach Dave Campo and quarterback Troy Aikman, as well as other features with players and coaches and insights from former Cowboys All-Pro defensive back Charlie Waters. Live post-game locker room interviews with players and coaches will follow each game, as well as a highlights show and network-wide call-in show hosted by Cowboys great Drew Pearson.

Cowboys games will also be broadcast in Spanish on the "Dallas Cowboys Radio Network in Spanish" to stations throughout Texas, the southwest and Mexico. Armando Quintero will call the action for the Cowboys games that will originate on KRVA-AM/FM in the Dallas/Fort Worth area.

The Dallas Cowboys Radio Network

TEXAS: Abilene, KEAN (1470-AM); Alpine, KVLF (1240-AM); Amarillo, KGNC (710-AM); Austin, KVET (1300-AM); Beaumont, KLVI (560-AM); Big Spring, KBST (95.9-FM); Brady, KNEL (95.3-FM); Brownwood, KBWD (1380-AM); Burkburnett, KYI (104.7-FM); Bryan-College Station, WTAW (1150-AM); Carthage, KGAS (104.3-FM); Center, KDET (102.3-FM); Comanche, KCOM (1550-AM); Corpus Christi, KEYS (1440-AM); Crockett, KIVY (92.7-FM); Dallas-Fort Worth, KVIL (103.7-FM); Del Rio, KTKJ (1230-AM); Denison, KMKI (93.1-FM); Edinburg, KURV (710-AM); El Paso, KROD (600-AM); Fort Stockton, KFST (860-AM); Fredericksburg, KNAF (910-AM); Gonzales, KCTI (1450-AM/106.3-FM); Graham, KSWA (1330-AM); Haskell, KVRP (95.5-FM); Hereford, KPAN (106.3-FM/860-AM); Horseshoe Bay, KBAE (96.3-FM); Houston, KLOL (101.1-FM); Jacksonville, KLJT (102.3-FM); Lamesa, KPET (690-AM); Llano, KBAE (96.3-FM); Laredo, KHOY (88.1-FM); Liberty, KSHN (99.9-FM); Longview, KFRO (95.3-FM); Lubbock, KXTQ (950-AM); Lufkin, KTBB (107.7-FM); Madisonville, KMVL (100.5-FM); Marble Falls, KBAE (96.3-FM); Marshall, KCUL (92.3-FM); Mexia, KYCX (104.9-FM); Marshall, KCUL (92.3-FM); Midland, KODM (97.9-FM); Mt. Pleasant, KALK (97.7-FM); Nacogdoches, KTBB (107.7-FM); Odessa, KODM (97.9-FM); Palestine, KYYK (98.3-FM); Paris, KPLT (107.7-FM); Plainview, KKYN (1090-AM); San Angelo, KKSA (1260-AM); KIXY (94.7-FM); San Antonio, WOAI (1200-AM); Sherman, KMKI (93.1-FM); Stephenville, KSTV (93.1-FM); Sulphur Springs, KSST (1230-AM); Sweetwater, KXOX (1240-AM); Temple, KTEM (1400-AM); Texarkana, KCMC (740-AM); Tyler, KTBB (600-AM); Waco, KRZI (1660-AM); KRXI (1580-AM); Wichita Falls, KYI (104.7-FM).

ARKANSAS: Crossett, KAGH (800-AM); Little Rock, KARN (920-AM/102.5-FM), KKRN (101.7-FM).

ARIZONA: Globe, KRXS (97.3-FM).

DELAWARE: Newark, WNRK (1260-AM).

LOUISIANA: Lafayette, KPEL (1420-AM); Shreveport, KFLO (560-AM/106.7-FM).

NEVADA: Las Vegas, KENO (1460-AM).

NEW MEXICO: Albuquerque, KKO (770-AM); Artesia, KBIM (94.9-FM); Carlsbad, KBIM (94.9-FM); Gallup, KYVA (1230-AM); Hobbs, KBIM (94.9-FM); Lovington, KBIM (94.9-FM); Maljamar, KBIM (94.9-FM); Roswell, KBIM (94.9-FM).

OKLAHOMA: Altus, KWHW (1450-AM); Anadarko, KRPT (103.7-FM); Ardmore, KVSO (1240-AM); Bartlesville, KRIG (104.9-FM); Duncan/Lawton, KXCA (1380-AM); Durant, KMKI (93.1-FM); Oklahoma City, KOMA (1520-AM); Tulsa, KQLL (1430-AM).

The Dallas Cowboys Spanish Radio Network

TEXAS: Abilene, KBBA (1280-AM); Amarillo, KPQZ (100.9-FM); Corpus Christi, KUNO (1400-AM); Dallas/Ft. Worth, KRVA (1600-AM/106.9-FM); El Paso, KAMA (750-AM); Houston, KLAT (1010-AM); Laredo, XHNOE (91.3-FM); Lubbock, KBZO (1460-AM); McAllen/Brownsville, KGBT (1530-AM); Midland/Odessa, KOZA (1230-AM); San Antonio, KCOR (1350-AM).

CALIFORNIA: Los Angeles, KWKW (1330-AM).

NEW MEXICO: Las Cruces, KAMA (750-AM).

MEXICO: Mexico City, XERC (97.7-FM); Nuevo Laredo, XHNOE (91.3-FM).



Cowboys on Television

SILVERSTAR NETWORK

The SilverStar Network is the television production and syndication unit of the Dallas Cowboys Football Club. Now in its ninth year, the SilverStar Network produces and distributes some of the most-watched programs in the region — Dallas Cowboys preseason games, weekly programs, and specials throughout the year. These programs are televised in Dallas/Fort Worth and over 30 other markets throughout Texas, Arkansas, Louisiana, New Mexico and Oklahoma.

The Cowboys weekly shows during the preseason and regular season keep Dallas Cowboys fans abreast of the latest Cowboys stories making news and of key issues in the National Football League:

“Cowboys Special Edition with Jerry Jones”

Airs Saturdays at 6:30 p.m. from July 15, 2000, through the postseason on KTVT/CBS11 in Dallas/Fort Worth, and at locally scheduled times throughout the Dallas Cowboys syndicated network.

“The Dave Campo Show”

Airs Sundays at 10:00 a.m. from Sept. 3, 2000, through the postseason on KTVT/CBS11 in Dallas/Fort Worth, and at locally scheduled times throughout the Dallas Cowboys syndicated network.

Cadena de Plata

Cadena de Plata broadcasts all Dallas Cowboys games in Spanish to affiliates throughout the Southwestern United States and the Republic of Mexico. Cadena de Plata (Silver Network) began broadcasting Cowboys preseason games in 1995 with original Spanish language television productions. Since then, Cadena de Plata has expanded to provide radio broadcasts of all Cowboys preseason, regular-season and postseason games to markets in the United States and Mexico.

Austin, KGBS-65; Beaumont, KOVO-9; Corpus Christi, KTMV-8; Dallas, KLDT-55; Del Rio, KTRG-10; Eagle Pass, KVAW-23; El Paso, XHII-44; Lubbock, KXTQ-46; McAllen, XUPN-2; Oklahoma City, KTOU-22/K17EX-17; San Antonio, KXTM-21; Victoria, KVHM-31.

Cowboys in Print

DALLAS COWBOYS *Official* WEEKLY

Dallas Cowboys Official Weekly remains one of the largest team publications in sports with a circulation of nearly 50,000. The 26-year-old *Cowboys Weekly* reaches fans across the nation and around the world 32 times a year with action photos, game stories, inside information, profiles of players and cheerleaders and much more.

Fans interested in subscribing to the DCW should call 972-556-9972. An annual subscription for 32 issues is priced at \$39.00.



Community Outreach and the Dallas Cowboys

The Jerry Jones Family and the Dallas Cowboys

For the past 11 years, Jerry Jones and his family have owned and operated the Dallas Cowboys with a management style that places just as much of an emphasis on community leadership as it does on the goal of winning the Super Bowl. The dominant theme which underscores the Cowboys role in the community is to maximize the visibility, energy and celebrity of the world's most recognizable sports franchise and use those dynamic forces as a powerful means to help others.

The results on the field have brought championships to Dallas. The results away from the field have touched the lives of thousands.

THE MISSION

"In the area of community service, our organization's mission is built upon an overall philosophy of helping those who don't have the strength, the resources or the means to help themselves," says Jones. "As a sports entity that has enjoyed unprecedented success and recognition for four decades, we feel a very strong obligation to transfer that championship tradition and the magic that it creates toward the bigger purpose of making a difference."

Jones enlists the talents, skills and resources of his entire family, all of the Cowboys players and every member of the organization to provide a cutting edge approach to community outreach. "Any personal contact with an individual member of our organization can provide help for hundreds of people in need," adds Jones. "The star on the helmet can move mountains."

THE ARMY AND THE STAR

The Jones family's dynamic association with The Salvation Army is a visible example of the creative and innovative manner in which the Cowboys can make a difference in the world.

For the past three seasons, the Jones family has dedicated the Cowboys annual Thanksgiving Day halftime show as a national showcase to kickoff The Salvation Army's annual Kettle Drive. The team's association with network television has spawned a donation of \$20 million worth of airtime to present nationally televised entertainment extravaganzas that have created a new holiday tradition.

Under the direction of Charlotte Jones Anderson, the Cowboys have produced the annual halftime event and welcomed nationally renowned entertainers Reba McEntire, Randy Travis and Clint Black to highlight each of the three Kettle Kickoff celebrations. The efforts have resulted in increases of over \$20 million, for the Army, from the previous year's total while reaching over 180 million people nationwide.

On the local Salvation Army front, The Gene and Jerry Jones Family Center for Children opened in November of 1998 in conjunction with the Army. The center offers low-income families accessibility to affordable childcare programs that meet the needs of quality care and intellectual development. The Jones family's sponsorship of the Army's annual "Super Lunch" provided the funding for the children's center.

Gene and Jerry are members of The Salvation Army's Dallas County Board and the National Advisory Board, respectively. The family was presented the Army's Partner of the Year Award in 1997 and in 1999 received the Evangeline Booth Award, one of the Army's highest national community service awards.



Jerry Jones with Clint Black and The Salvation Army Commissioner, John Busby.



MAGIC BY ASSOCIATION

Maximizing the "magic" of the Dallas Cowboys celebrity, and using that influence to assist others through community service, is the backbone of the organization's mission away from the field of competition. Each year, the team fulfills thousands of requests for ticket packages and autographed memorabilia items that can produce proceeds that range from \$100 to tens of thousands of dollars per donation. Non-profit player appearances for charity, and "Make-A-Wish" visits are a staple item in every Cowboys player contract. In addition, the Gene and Jerry Jones Family/Dallas Cowboys Charities is the active philanthropic arm of the organization that annually makes significant contributions to organizations on both the local and national levels. In April of 1999, Gene and Jerry Jones made a \$1 million gift to the Library of Congress for the purpose of promoting education on the national and international levels.



Troy Aikman at Charity Fashion Show.

A wide variety of recent charitable efforts highlight the Jones family's continued activity in the local community. Some of those events include: "First Downs for Down Syndrome," a season-long program in which the Cowboys' offensive production on the playing field produces corporate funding for Down syndrome; a record setting celebrity roast of Jerry Jones for St. Philips School in Dallas, a facility where the team had previously funded a new playground; the Ticket Art Program, which featured the artwork of regional children's hospital patients on 1997 Dallas Cowboys season tickets and raised money for the children's respective hospitals; the annual Cystic Fibrosis Sports Challenge that is hosted at the team's Valley Ranch headquarters; in 1998/99 the "Be Cool, Go To School" program, which rewarded Dallas city elementary schools who boast the best attendance with a visit from a Cowboys player and team mascot, Rowdy; in 1999/2000 the "Prepare to Pass" program, which is an incentive program where Cowboys' spokesperson Darren Woodson encouraged 10th grade students in Dallas to pass the mandatory TAAS test; and with the guidance of special teams coach Joe Avezzano, the Cowboys have been major supporters of the Special Olympics effort in North Texas for the last decade.

Jerry Jones' passion for helping those who have been hit with adversity has inspired him to enlist the assistance of his players on several goodwill missions that have touched the hearts of those in need. The organization's presence in these areas often extends far beyond the boundaries of the Dallas-Fort Worth area. In the spring of 1997, Jones joined Cowboys Troy Aikman, Herschel Walker and Charles Haley on a relief trip to the tornado-ravaged state of Arkansas. Three years earlier, the entire World Champion Cowboys team went to the Oklahoma City bombing site within two weeks of the tragedy.

The Cowboys are also very active in raising a large portion of the annual funds for the Happy Hill Farm and Academy. The Dallas Cowboys Family Cookbook and the team's annual Kickoff Luncheon serve as major revenue producers for the local academy that houses and educates abused and neglected children. The academy is also home to the Dallas Cowboys Courage House.

Under the enthusiastic guidance of Gene Jones, who serves as a member of the board of trustees for Children's Medical Center of Dallas, the entire Cowboys team has conducted annual Christmas visits to local children's hospi-



Darren Woodson at "Prepare to Pass" congratulatory assembly.



Dexter Coakley coaches participants at Dallas Cowboys Let Us Play! Sports Camp for Girls.

states, who spend a day with head coach Dave Campo and the entire Cowboys coaching staff at Texas Stadium.

AMBASSADORS OF GOOD CHEER


The world famous Dallas Cowboys Cheerleaders organization is completely subsidized by the club for the primary purpose of providing goodwill and a sense of caring on a local, national and international platform. Aside from their obvious presence on game days and their diligent work in local hospitals and homes for the elderly, the Dallas Cowboys Cheerleaders have now made more U.S.O. visits to U.S. troops stationed overseas than the legendary Bob Hope.



Dallas Cowboys Cheerleaders on 1999 U.S.O. visit.

POWERFUL PARTNERSHIP WITH THE NFL

Through national public service announcements, local promotional events and their association with the NFL, the Cowboys are responsible for \$1 million in annual support of the United Way each year. The inaugural NFL & United Way Hometown Huddle took place on October 19, 1999, when the Dallas Cowboys and NFL players nationwide showed support in their communities.



Dat Nguyen, Ebenezer Ekuban, and Mike Lucky at the Race for the Cure.

In addition, the Cowboys and the entire NFL have formed a partnership that will designate \$1 million of annual support to the development of youth football programs throughout the country. In conjunction with that effort, the Cowboys presented a \$100,000 grant to the St. Philips School and Community Center in South Dallas. The grant will help fund a new \$750,000 recreation center that will include a football field. In 1998, the




Cowboys presented Dallas Moorland YMCA with the funding to build new football fields to support their growing youth football program.

For years, Gene and Jerry Jones have been avid supporters of the Susan G. Komen Foundation and Race for the Cure for Breast Cancer. Annually, the Cowboys participate in the Fort Worth, Plano and Dallas Race for the Cure events. Additionally, the Dallas Cowboys honored the Komen Foundation and 450 breast cancer survivors in a special halftime tribute at Texas Stadium on October 24, 1999.

A FAMILY PASSION

The operation of the Dallas Cowboys is a very visible family passion for Gene and Jerry



Offensive linemen Mark Stepnoski and Larry Allen pose for "First Downs for Down Syndrome" program.

Jones and their three children. Jerry Jones serves as the club's owner and general manager, while Stephen Jones (player personnel), Charlotte Jones Anderson (marketing, special events and community relations) and Jerry Jones, Jr. (legal operations/Internet) are all actively involved with the daily management of the club as vice presidents. Their shared dedication to community involvement has been a family source of pride for several years, and it extends far beyond the realm of the athletic world.

Gene Jones is also a current member of the advisory board for the Meadows School for the Arts at Southern Methodist University, the board of directors for the John G. Tower Center for Political Studies at SMU, the advisory board for Family Gateway and the Children's Education Fund advisory board. She has previously served on the advisory board for the March of Dimes, the executive board of TACA and the executive board of the Mental Health Center. She has also been a member of the Dallas Symphony League and the Associates of the Dallas Museum of Art. In addition, she has been a past honorary chairman for major fund-raising events that benefited Neurofibromatosis and the Easter Seals Society.

In the spring of 1998, the Jones' hosted a celebrity fundraiser at their home with Lauren Beca as the featured guest. On that one evening, for the benefit of SMU's Meadows Foundation, the family helped produce the single largest fund raising event in University history. As a result of her efforts, the University established the Gene Jones Scholarship in her honor.

Jerry Jones has a lifetime association with the Boys and Girls Clubs of America. He currently serves as a national trustee for the Southwest region of the organization, and he was recently named the Man of the Year by the Boys and Girls Clubs of Little Rock, Arkansas.



The grand opening of the Gene and Jerry Jones Family Center for Children.



Tom Landry Head Coach 1960 - 1988

For 29 years, Tom Landry guided the fortunes of the Dallas Cowboys as the franchise's first head coach. On Feb. 12, 2000, Landry lost his battle with leukemia and the Cowboys lost the man who was the single most important figure in the history of the franchise.

Landry was originally signed to work for Dallas' expansion team in the National Football League before the franchise existed. On Dec. 27, 1959, Clint Murchison, Jr. and Bedford Wynne signed Landry to a personal services contract, with the intention of naming him head coach once they were awarded an expansion franchise. It wasn't until Jan. 28, 1960, that Landry had a team to coach. He took that team and went on to work the sideline with more sustained success for a longer period of time than anyone before or since.

The record book tells us that in Landry's 29 seasons with the Cowboys he won 270 games, lost 178 and tied six, including postseason, for a winning percentage of .601. Only Don Shula (347-173-6) and George Halas (324-151-31) won more games in the NFL. Only Halas won more games with the same team.


Things weren't always as easy as they later appeared for Landry and the Cowboys. In 1960, the expansion Cowboys had only a 31-31 tie against the N.Y. Giants (Landry's old team) to show for the season, the other 11 games were losses. The Cowboys didn't have a .500 record until 1965. With one year to go on his original contract and a 13-38-3 record after four seasons, Landry was rewarded with a new 10-year contract extension by Murchison in February of 1964.

After going 7-7 in 1965, Landry's Cowboys broke through with that first winning season in 1966, posting a 10-3-1 record before losing to the Green Bay Packers in the 1966 NFL Championship Game. In 1967, the Cowboys again lost to the Packers in the NFL Championship Game – the game now known as the Ice Bowl for the sub-zero temperatures at Green Bay's Lambeau Field that day.

The players he had accumulated over the first six losing seasons – Don Meredith, Chuck Howley, Lee Roy Jordan, Bob Lilly, Don Perkins and Mel Renfro – had begun to play like champions. For the next two decades, Landry's Cowboys never knew what a losing season felt like. Landry had 20 consecutive winning seasons (1966-1985), won 13 divisional titles and captured five NFC Championships in that time. Twice his teams walked away with the NFL's ultimate prize with Super Bowl VI (1971) and XII (1977) titles.

Landry continued to add to his milestones as the '80s unfolded. He recorded his 200th victory on Dec. 5, 1982, when the Cowboys defeated archrival Washington 24-10. He completed his 25th season as a head coach in 1984. On Feb. 25, 1989, Landry was replaced as head coach by Jimmy Johnson and the following summer was enshrined in the Pro Football Hall of Fame in Canton, Ohio, taking his place among coaching legends such as Vince Lombardi and George Halas. In 1993, he was inducted into the Cowboys Ring of Honor at Texas Stadium, where he is joined by nine of his former players.

Thomas Wade Landry was born in Mission, Texas, on Sept. 11, 1924. He was an all-regional fullback at Mission High School before enrolling at the University of Texas. Following one semester, he joined the Air Corps and flew 30 B-17 missions with the Eighth Air Force in World War II.





In November 1945 he was discharged as a first lieutenant and returned to Texas, where he became a star fullback and defensive back, earning All-Southwest Conference honors as a junior and co-captaining the Longhorns as a senior. With Landry's help, Texas beat Alabama in the 1948 Sugar Bowl and Georgia in the 1949 Orange Bowl.

Landry played for the New York Yankees of the All-America Conference in 1949 before joining the NFL's New York Giants the next year. He was a mainstay in the Giants' defensive secondary through 1955, the last two years as a player-coach. He earned All-Pro honors in 1954.

Following his retirement as a player in 1955, Landry served as the Giants' defensive coach through 1959. During that time, he developed the "4-3" defense that became the standard pro defensive formation. Giants Head Coach Jim Lee Howell called Tom "the best defensive coach in the business."

Landry also introduced motion and movement to his offense and reintroduced the shotgun formation. Seldom, if ever, did the Cowboys run a play from the formation they took upon first breaking the huddle. There always was at least one shift by one or more players. Later by inserting different players into the game for specific purposes, offensively and defensively, Landry popularized situation substitution.

Coach Landry and wife Alicia met at the University of Texas. They had three children – Tom, Jr., Kitty and Lisa (who died in May 1995 after her own four-year battle with liver cancer).

Landry earned a degree in business at Texas and one in industrial engineering from the University of Houston. He also received numerous honorary degrees and awards. A deeply religious man, Landry worked tirelessly for Christian causes, devoting his time to speaking engagements and appearances on behalf of the Fellowship of Christian Athletes, evangelist Billy Graham and the Lisa Landry Childress Foundation.

Tom Landry's Head Coaching Record

Year	Regular Season			Postseason		Accomplishments
	W	L	T	W	L	
1960.....	0	11	1			
1961.....	4	9	1			
1962.....	5	8	1			
1963.....	4	10	0			
1964.....	5	8	1			
1965.....	7	7	0			
1966.....	10	3	1	0	1	First – Eastern Conference
1967.....	9	5	0	1	1	First – Capitol Division
1968.....	12	2	0	0	1	First – Capitol Division
1969.....	11	2	1	0	1	First – Capitol Division
1970.....	10	4	0	2	1	First – NFC East (NFC Champions)
1971.....	11	3	0	3	0	First – NFC East (Super Bowl VI Champions)
1972.....	10	4	0	1	1	
1973.....	10	4	0	1	1	First – NFC East
1974.....	8	6	0			
1975.....	10	4	0	2	1	NFC Champions
1976.....	11	3	0	0	1	First – NFC East
1977.....	12	2	0	3	0	First – NFC East (Super Bowl XII Champions)
1978.....	12	4	0	2	1	First – NFC East (NFC Champions)
1979.....	11	5	0	0	1	First – NFC East
1980.....	12	4	0	2	1	
1981.....	12	4	0	1	1	First – NFC East
1982.....	6	3	0	2	1	
1983.....	12	4	0	0	1	
1984.....	9	7	0			
1985.....	10	6	0	0	1	First – NFC East
1986.....	7	9	0			
1987.....	7	8	0			
1988.....	3	13	0			
Totals	250	162	6	20	16	



1999 Final Standings

AMERICAN FOOTBALL CONFERENCE

Eastern Division

	W	L	T	Pct.	Pts.	OP
† Indianapolis	13	3	0	.813	423	333
* Buffalo	11	5	0	.688	320	229
* Miami	9	7	0	.563	326	336
N.Y. Jets	8	8	0	.500	308	309
New England	8	8	0	.500	299	284

Central Division

	W	L	T	Pct.	Pts.	OP
† Jacksonville	14	2	0	.875	396	217
* Tennessee	13	3	0	.813	392	324
Baltimore	8	8	0	.500	324	277
Pittsburgh	6	10	0	.375	317	320
Cincinnati	4	12	0	.250	283	460
Cleveland	2	14	0	.125	217	437

Western Division

	W	L	T	Pct.	Pts.	OP
† Seattle	9	7	0	.563	338	298
Kansas City	9	7	0	.563	290	322
San Diego	8	8	0	.500	269	315
Oakland	8	8	0	.500	269	316
Denver	6	10	0	.375	314	318

NATIONAL FOOTBALL CONFERENCE

Eastern Division

	W	L	T	Pct.	Pts.	OP
† Washington	10	6	0	.625	443	377
* Dallas	8	8	0	.500	352	276
N.Y. Giants	7	9	0	.438	299	358
Arizona	6	10	0	.375	245	382
Philadelphia	5	11	0	.313	272	357

Central Division

	W	L	T	Pct.	Pts.	OP
† Tampa Bay	11	5	0	.688	270	235
* Minnesota	10	6	0	.625	399	335
* Detroit	8	8	0	.500	322	323
Green Bay	8	8	0	.500	357	341
Chicago	6	10	0	.375	272	341

Western Division

	W	L	T	Pct.	Pts.	OP
† St. Louis	13	3	0	.813	526	242
Carolina	8	8	0	.500	421	381
Atlanta	5	11	0	.313	285	380
San Francisco	4	12	0	.250	295	453
New Orleans	3	13	0	.188	260	434

† Division Champion; * Wild Card Team

1999 NFL POSTSEASON AT A GLANCE

(Home team in caps)

AFC Wild Card Playoff Games

TENNESSEE 22, Buffalo 16
Miami 20, SEATTLE 17

AFC Divisional Playoff Games

JACKSONVILLE 62, Miami 7
Tennessee 19, INDIANAPOLIS 16

AFC Championship Game

Tennessee 33, JACKSONVILLE 14

NFC Wild Card Playoff Games

WASHINGTON 27, Detroit 13
MINNESOTA 27, Dallas 10

NFC Divisional Playoff Games

TAMPA BAY 14, Washington 13
ST. LOUIS 49, Minnesota 37

NFC Championship Game

ST. LOUIS 11, Tampa Bay 6

Super Bowl XXXIV at the Georgia Dome, Atlanta, Georgia

St. Louis (NFC) 23, Tennessee (AFC) 16

AFC-NFC Pro Bowl at Aloha Stadium, Honolulu, Hawaii

NFC 51, AFC 31





2000 NATIONAL FOOTBALL LEAGUE SCHEDULE



(All Times Local)

SUNDAY, SEPTEMBER 3 (First Weekend)
(Open Date: Cincinnati)

Arizona at New York Giants	1:00
Baltimore at Pittsburgh	1:00
Carolina at Washington	1:00
Chicago at Minnesota	12:00
Detroit at New Orleans	12:00
Indianapolis at Kansas City	12:00
Jacksonville at Cleveland	1:00
New York Jets at Green Bay	3:15
Philadelphia at Dallas	3:05
San Diego at Oakland	1:15
San Francisco at Atlanta	1:00
Seattle at Miami	4:15
Tampa Bay at New England	1:00
Tennessee at Buffalo	8:35

MONDAY, SEPTEMBER 4

Denver at St. Louis	8:00
---------------------	------

SUNDAY, SEPTEMBER 10 (Second Weekend)
(Open Date: Pittsburgh)

Atlanta at Denver	2:15
Carolina at San Francisco	1:15
Chicago at Tampa Bay	1:00
Cleveland at Cincinnati	1:00
Green Bay at Buffalo	1:00
Jacksonville at Baltimore	1:00
Kansas City at Tennessee	12:00
Miami at Minnesota	12:00
New Orleans at San Diego	1:15
New York Giants at Philadelphia	1:00
Oakland at Indianapolis	12:00
St. Louis at Seattle	1:15
Washington at Detroit	4:15
Dallas at Arizona	5:35

MONDAY, SEPTEMBER 11

New England at New York Jets	9:00
------------------------------	------

SUNDAY, SEPTEMBER 17 (Third Weekend)
(Open Dates: Arizona, Tennessee, Indianapolis)

Atlanta at Carolina	1:00
Buffalo at New York Jets	1:00
Cincinnati at Jacksonville	1:00
Denver at Oakland	1:05
Minnesota at New England	4:15
New Orleans at Seattle	1:15
New York Giants at Chicago	3:15
Philadelphia at Green Bay	12:00
Pittsburgh at Cleveland	1:00
San Diego at Kansas City	12:00
San Francisco at St. Louis	12:00
Tampa Bay at Detroit	1:00
Baltimore at Miami	8:35

MONDAY, SEPTEMBER 18

Dallas at Washington	9:00
----------------------	------

SUNDAY, SEPTEMBER 24 (Fourth Weekend)
(Open Dates: Buffalo, Carolina, Minnesota)

Cincinnati at Baltimore	1:00
Cleveland at Oakland	1:15
Detroit at Chicago	12:00
Green Bay at Arizona	1:05
Kansas City at Denver	2:15
New England at Miami	1:00
New York Jets at Tampa Bay	4:15
Philadelphia at New Orleans	12:00
St. Louis at Atlanta	1:00
San Francisco at Dallas	12:00
Seattle at San Diego	1:15
Tennessee at Pittsburgh	1:00
Washington at New York Jets	8:35

MONDAY, SEPTEMBER 25

Jacksonville at Indianapolis	8:00
------------------------------	------

SUNDAY, OCTOBER 1 (Fifth Weekend)

(Open Dates: New Orleans, New York Jets, Oakland)	1:15
Arizona at San Francisco	1:15

Baltimore at Cleveland	1:00
Chicago at Green Bay	3:15
Dallas at Carolina	1:00
Indianapolis at Buffalo	1:00
Miami at Cincinnati	4:05
Minnesota at Detroit	1:00
New England at Denver	2:05
New York Giants at Tennessee	12:00
Pittsburgh at Jacksonville	1:00
San Diego at St. Louis	12:00
Tampa Bay at Washington	4:15
Atlanta at Philadelphia	8:35

MONDAY, OCTOBER 2

Seattle at Kansas City	8:00
------------------------	------

SUNDAY, OCTOBER 8 (Sixth Weekend)

(Open Dates: Dallas, Kansas City, St. Louis)

Buffalo at Miami	1:00
Cleveland at Arizona	1:15
Denver at San Diego	1:15
Green Bay at Detroit	1:00
Indianapolis at New England	1:00
New Orleans at Chicago	12:00
New York Giants at Atlanta	4:05
Oakland at San Francisco	1:15
Pittsburgh at New York Jets	1:00
Seattle at Carolina	4:15
Tennessee at Cincinnati	1:00
Washington at Philadelphia	1:00
Baltimore at Jacksonville	8:35

MONDAY, OCTOBER 9

Tampa Bay at Minnesota	8:00
------------------------	------

SUNDAY, OCTOBER 15 (Seventh Weekend)

(Open Dates: Detroit, Miami, Tampa Bay)

Atlanta at St. Louis	12:00
Baltimore at Washington	1:00
Carolina at New Orleans	12:00
Cincinnati at Pittsburgh	1:00
Cleveland at Denver	2:05
Dallas at New York Giants	1:00
Indianapolis at Seattle	1:05
New York Jets at New England	4:05
Oakland at Kansas City	12:00
Philadelphia at Arizona	1:15
San Diego at Buffalo	1:00
San Francisco at Green Bay	3:15
Minnesota at Chicago	7:35

MONDAY, OCTOBER 16

Jacksonville at Tennessee	8:00
---------------------------	------

THURSDAY, OCTOBER 19 (Eighth Weekend)

(Open Dates: Green Bay, New York Giants, San Diego)

Detroit at Tampa Bay	8:20
----------------------	------

SUNDAY, OCTOBER 22

Arizona at Dallas	12:00
Buffalo at Minnesota	12:00
Chicago at Philadelphia	1:00
Cleveland at Pittsburgh	1:00
Denver at Cincinnati	1:00
New England at Indianapolis	12:00
New Orleans at Atlanta	1:00
St. Louis at Kansas City	12:00
San Francisco at Carolina	1:00
Seattle at Oakland	1:05
Tennessee at Baltimore	1:00
Washington at Jacksonville	4:15

MONDAY, OCTOBER 23

Miami at New York Jets	9:00
------------------------	------

SUNDAY, OCTOBER 29 (Ninth Weekend)

(Open Dates: Chicago, Denver, New England)

Carolina at Atlanta	1:00
Cincinnati at Cleveland	1:00
Detroit at Indianapolis	1:00
Green Bay at Miami	1:00
Jacksonville at Dallas	3:15



Kansas City at Seattle	1:15
Minnesota at Tampa Bay	1:00
New Orleans at Arizona	2:05
New York Jets at Buffalo	1:00
Philadelphia at New York Giants	4:05
Pittsburgh at Baltimore	1:00
St. Louis at San Francisco	1:05
Oakland at San Diego	5:35

MONDAY, OCTOBER 30

Tennessee at Washington	9:00
-------------------------	------

SUNDAY, NOVEMBER 5 (Tenth Weekend)**(Open Date: Jacksonville)**

Baltimore at Cincinnati	1:00
Buffalo at New England	1:00
Dallas at Philadelphia	1:00
Denver at New York Jets	4:15
Indianapolis at Chicago	12:00
Kansas City at Oakland	1:15
Miami at Detroit	1:00
New York Giants at Cleveland	1:00
Pittsburgh at Tennessee	12:00
San Diego at Seattle	1:15
San Francisco at New Orleans	12:00
Tampa Bay at Atlanta	1:00
Washington at Arizona	2:05
Carolina at St. Louis	7:35

MONDAY, NOVEMBER 6

Minnesota at Green Bay	8:00
------------------------	------

SUNDAY, NOVEMBER 12 (Eleventh Weekend)**(Open Date: Washington)**

Arizona at Minnesota	12:00
Atlanta at Detroit	1:00
Baltimore at Tennessee	12:00
Chicago at Buffalo	1:00
Cincinnati at Dallas	12:00
Green Bay at Tampa Bay	4:15
Kansas City at San Francisco	1:05
Miami at San Diego	1:05
New Orleans at Carolina	1:00
Philadelphia at Pittsburgh	1:00
St. Louis at New York Giants	4:15
Seattle at Jacksonville	1:00
New York Jets at Indianapolis	8:35

MONDAY, NOVEMBER 13

Oakland at Denver	7:00
-------------------	------

SUNDAY, NOVEMBER 19 (Twelfth Weekend)**(Open Date: Seattle)**

Arizona at Philadelphia	1:00
Atlanta at San Francisco	1:15
Buffalo at Kansas City	12:00
Carolina at Minnesota	12:00
Cincinnati at New England	1:00
Cleveland at Tennessee	12:00
Dallas at Baltimore	4:15
Detroit at New York Giants	1:00
Indianapolis at Green Bay	12:00
New York Jets at Miami	4:05
Oakland at New Orleans	12:00
San Diego at Denver	2:05
Tampa Bay at Chicago	12:00
Jacksonville at Pittsburgh	8:35

MONDAY, NOVEMBER 20

Washington at St. Louis	8:00
-------------------------	------

THURSDAY, NOVEMBER 23 (Thirteenth Weekend)**(Open Date: San Francisco)**

Minnesota at Dallas	3:05
New England at Detroit	12:30

SUNDAY, NOVEMBER 26

Atlanta at Oakland	1:05
Buffalo at Tampa Bay	1:00
Chicago at New York Jets	1:00
Cleveland at Baltimore	1:00
Denver at Seattle	1:15
Kansas City at San Diego	1:15
Miami at Indianapolis	1:00
New Orleans at St. Louis	12:00
Philadelphia at Washington	1:00
Pittsburgh at Cincinnati	1:00
Tennessee at Jacksonville	4:15

New York Giants at Arizona	6:35
----------------------------	------

MONDAY, NOVEMBER 27

Green Bay at Carolina	9:00
-----------------------	------

THURSDAY, NOVEMBER 30 (Fourteenth Weekend)**(Open Date: Baltimore)**

Detroit at Minnesota	7:20
----------------------	------

SUNDAY, DECEMBER 3

Arizona at Cincinnati	1:00
Cleveland at Jacksonville	4:15
Dallas at Tampa Bay	1:00
Denver at New Orleans	12:00
Indianapolis at New York Jets	4:15
Miami at Buffalo	1:00
New York Giants at Washington	1:00
Oakland at Pittsburgh	1:00
St. Louis at Carolina	1:00
San Francisco at San Diego	1:05
Seattle at Atlanta	1:00
Tennessee at Philadelphia	1:00
Green Bay at Chicago	7:35

MONDAY, DECEMBER 4

Kansas City at New England	9:00
----------------------------	------

SUNDAY, DECEMBER 10 (Fifteenth Weekend)**(Open Date: Atlanta)**

Arizona at Jacksonville	1:00
Carolina at Kansas City	12:00
Cincinnati at Tennessee	12:00
Detroit at Green Bay	12:00
Minnesota at St. Louis	12:00
New England at Chicago	12:00
New Orleans at San Francisco	1:15
Philadelphia at Cleveland	1:00
Pittsburgh at New York Giants	1:00
San Diego at Baltimore	1:00
Seattle at Denver	2:05
Tampa Bay at Miami	1:00
Washington at Dallas	3:15
New York Jets at Oakland	5:35

MONDAY, DECEMBER 11

Buffalo at Indianapolis	9:00
-------------------------	------

SATURDAY, DECEMBER 16 (Sixteenth Weekend)**(Open Date: Philadelphia)**

Washington at Pittsburgh	12:30
Oakland at Seattle	1:05

SUNDAY, DECEMBER 17

Atlanta at New Orleans	12:00
Baltimore at Arizona	2:15
Chicago at San Francisco	1:05
Denver at Kansas City	12:00
Detroit at New York Jets	1:00
Green Bay at Minnesota	12:00
Indianapolis at Miami	4:15
Jacksonville at Cincinnati	1:00
New England at Buffalo	1:00
San Diego at Carolina	1:00
Tennessee at Cleveland	1:00
New York Giants at Dallas	7:35

MONDAY, DECEMBER 18

St. Louis at Tampa Bay	9:00
------------------------	------

SATURDAY, DECEMBER 23 (Seventeenth Weekend)**(Open Date: Cleveland)**

Jacksonville at New York Giants	12:30
San Francisco at Denver	2:15
Buffalo at Seattle	5:35

SUNDAY, DECEMBER 24

Arizona at Washington	1:00
Carolina at Oakland	1:15
Chicago at Detroit	1:00
Cincinnati at Philadelphia	1:00
Kansas City at Atlanta	1:00
Miami at New England	1:00
Minnesota at Indianapolis	4:15
New York Jets at Baltimore	1:00
Pittsburgh at San Diego	1:05
St. Louis at New Orleans	12:00
Tampa Bay at Green Bay	12:00

MONDAY, DECEMBER 25

Dallas at Tennessee	8:00
---------------------	------



Clean Tackle.

TRUE TO TEXAS, TRUE TO THE COWBOYS.
Miller Lite is proud to sponsor another great season of Dallas Cowboys Football.



© 1997 Miller Brewing Company, Milwaukee, WI. Miller Lite is a registered trademark of Miller Brewing Company.

100%
MILLER
LITE
BREWING
COMPANY

AMERICA'S

FAVORITE

TEAM.*

CHEVROLET



Oldsmobile



Cadillac



BUICK



PONTIAC

GMC

With General Motors® having America's best-selling lineup of cars and trucks,* no wonder they've been chosen as the official vehicles of the Dallas Cowboys.



*Based on The Polk Company's Super Retail Registrations by manufacturer 2000 CYTD (April). GM, Buick, Cadillac, Chevrolet, GMC, Oldsmobile, Pontiac and their respective emblems are registered trademarks of the GM Corp. ©2000 GM Corp. Buckle up, America!