



# DALLAS COWBOYS

2002 Media Guide



# DALLAS COWBOYS

## 2002 SCHEDULE

---

Date	Preseason Games (TV)	Dallas Time
Fri., Aug. 9	<b>OAKLAND (KTVT/CBS11)</b>	8:00 p.m.
Sat., Aug. 17	@ Carolina (KTVT/CBS11)	7:00 p.m.
Sat., Aug. 24	<b>ATLANTA (KTVT/CBS11)</b>	7:00 p.m.
Thurs., Aug. 29	@ Jacksonville (KTVT/CBS11)	7:00 p.m.

---

Regular Season Games (TV)		
Sun., Sept. 8	@ Houston (ESPN/UPN 21)	7:30 p.m.
<b>Sun., Sept. 15</b>	<b>TENNESSEE (CBS)</b>	Noon
Sun., Sept. 22	@ Philadelphia (FOX)	Noon
Sun., Sept. 29	@ St. Louis (FOX)	Noon
<b>Sun., Oct. 6</b>	<b>NEW YORK GIANTS (FOX)</b>	Noon
<b>Sun., Oct. 13</b>	<b>CAROLINA (FOX)</b>	Noon
Sun., Oct. 20	@ Arizona (FOX)	3:15 p.m.
<b>Sun., Oct. 27</b>	<b>SEATTLE (FOX)</b>	Noon
Sun., Nov. 3	@ Detroit (FOX)	Noon
Sun., Nov. 10	Bye	
Sun., Nov. 17	@ Indianapolis (FOX)	Noon
<b>Sun., Nov. 24</b>	<b>JACKSONVILLE (CBS)</b>	Noon
<b>Thurs., Nov. 28</b>	<b>WASHINGTON (FOX)</b>	3:05 p.m.
<b>Sun., Dec. 8</b>	<b>SAN FRANCISCO (FOX)</b>	Noon
Sun., Dec. 15	@ New York Giants (FOX)	3:15 p.m.
<b>Sat., Dec. 21</b>	<b>PHILADELPHIA (ESPN/UPN 21)</b>	7:30 p.m.
Sun., Dec. 29	@ Washington (FOX)	Noon

### Home Games in Bold CAPS

---

Wild Card Weekend	Jan. 4-5, 2003
Divisional Playoffs	Jan. 11-12, 2003
Conference Championships	Jan. 19, 2003
Super Bowl XXXVII (San Diego, CA)	Jan. 26, 2003
Pro Bowl (Honolulu, Hawaii)	Feb. 2, 2003



## FINGERTIP INFORMATION

### OFFICE ADDRESS

Cowboys Center  
One Cowboys Parkway  
Irving, Texas 75063-4727  
Executive Office 972/556-9900

### COWBOYS TICKET OFFICE

Texas Stadium  
2401 E. Airport Freeway  
Irving, Texas 75062  
Ticket Office 972/785-5000

### Ticketmaster Outlets:

All Fiesta, Foley's and Wherehouse Music stores

### Charge Tickets by Phone

Ticketmaster Outlets:  
214/953-1500



### HOME FIELD

Texas Stadium (Capacity 65,639)

### Helmet/Blue Jersey

Silver (PMS 8240)  
Blue (PMS 282)

### White Jersey

Royal Blue (PMS 661)  
Silver-Green (PMS 8280)

## 2002 TRAINING CAMP DATA

### SAN ANTONIO, TEXAS

July 26 through August 23

Alamodome  
100 Montana Street  
San Antonio, TX 78203  
800/884-3663

### PHONE NUMBERS:

Fan Hotline .....210/477-6700  
Marriott Riverwalk.....210/224-4555  
Public Relations.....210/477-6717  
Public Relations Fax .....210/477-6718

Directory.....2

### THE FRONT OFFICE

Jones, Jerry .....6  
Jones, Stephen .....11  
Campo, Dave .....12  
Coaching Staff .....14  
Player Personnel .....30  
Staff .....35

### THE PLAYERS

Draft, All-Time (1960-2002).....176  
Free Agency.....184  
Honors, All-Time.....171  
Players  
Biographies, Rookies and Free Agents.....149  
Biographies, Veterans .....38  
Rosters

All-Time, Alphabetical.....160  
All-Time, Coaches .....159  
All-Time, College.....165  
All-Time, Numerical.....166  
2002 Veterans .....158  
2002 Rookies and First-Year Free Agents.....157

### 2001 SEASON

Game-by-Game Statistics, 2001.....196  
Preseason, 2001 .....202  
Statistics, 2001.....194  
Season at a Glance, 2001 .....186

### THE RECORDS

Big Days .....235  
Largest Margin of Victory.....214  
Largest Margin of Defeat.....214  
Last Time .....237  
Longest Plays .....233  
Individual Records .....215  
Team Records .....225  
Records/Temperatures.....214  
Statistical Leaders, All-Time .....204  
Statistical Leaders by Year .....208  
Team Statistics by Year .....206

### THE PLAYOFF RECORDS

Playoff History .....240  
Big Days .....251  
Longest Plays .....252  
Statistical Leaders, All-Time .....242  
Individual Records .....244  
Team Records .....248

### THE HISTORY

Attendance .....326  
Consecutive Winning Seasons .....327  
Historical Highlights.....316  
Hall of Fame.....308  
Opponents .....298  
Overtime Games.....328  
Preseason Results, All-Time .....254  
Regular Season Results, All-Time.....256  
Ring of Honor .....305  
Thanksgiving Day, etc. Results.....327

### THE SIDELINES

Cheerleaders .....333  
Community Outreach.....336  
Cowboys in Print .....335  
Cowboys on Radio.....334  
Cowboys on Television .....335  
Cowboys on the Web.....332  
NFL Standings, 2001 .....343  
NFL Schedule, 2002 .....344  
Road Itinerary .....332  
Texas Stadium.....330  
Training Camp.....331



# Dallas Cowboys Club Directory

## FRONT OFFICE

**Jerry Jones**, Owner, President and General Manager  
**Stephen Jones**, Chief Operating Officer/Executive Vice President/Director of Player Personnel  
**Charlotte Anderson**, Vice President/Director of Charities and Special Events  
**Jerry Jones, Jr.**, Chief Sales and Marketing Officer/Vice President/General Counsel  
**Marilyn Love**, Executive Assistant to the Owner and General Manager  
**Sheri Bybee**, Executive Assistant to the Chief Sales and Marketing Officer  
**Sha Moffett**, Executive Assistant to the Chief Operating Officer  
**Amanda Tabisz**, Administrative Assistant

## COACHING STAFF

**Dave Campo**, Head Coach  
**Joe Avezzano**, Special Teams  
**Bill Bates**, Defensive Nickel Package/Assistant Special Teams  
**Wes Chandler**, Wide Receivers  
**Bruce Coslet**, Offensive Coordinator  
**Gary Gibbs**, Linebackers  
**Galen Hall**, Running Backs  
**Steve Hoffman**, Kickers/Quality Control  
**Jim Jeffcoat**, Defensive Ends  
**Joe Juraszek**, Strength and Conditioning  
**Andre Patterson**, Defensive Tackles  
**Clancy Pendergast**, Secondary  
**Greg Seamon**, Tight Ends  
**Frank Verducci**, Offensive Line  
**Wade Wilson**, Quarterbacks  
**Mike Zimmer**, Defensive Coordinator  
**Tony Ollison**, Assistant Strength and Conditioning  
**Bennie Wylie**, Assistant Strength and Conditioning  
**Laura Fryar**, Assistant to the Head Coach  
**Meredith Williams**, Administrative Assistant

## PLAYER PERSONNEL

**Stephen Jones**, Director, Player Personnel  
**Larry Lacewell**, Director, College and Pro Scouting  
**Chris Hall**, College Scouting Coordinator  
**Todd Williams**, Assistant Director, Player Personnel  
**Connie Shaffer**, Contract Administrator  
**Jason McKay**, Personnel Assistant

### College

**Tom Ciskowski**, Assistant Director of College Scouting  
**Jeff Ireland**, National Scout  
**Walter Juliff**, National Scout  
**Jim Garrett**, Scout  
**Tommy Hart**, Scout  
**Jim Hess**, Scout  
**Henry Sroka**, Scout

### Pro

**Bryan Broadbuss**, Assistant Director of Pro Scouting  
**Larry Dixon**, Advance Scout  
**Bill Hitt**, Pro Scout  
**Jim Dodson**, Pro Scout  
**Chief Conwoop**, Pro Personnel Assistant

## MARKETING

**Jerry Jones, Jr.**, Chief Sales and Marketing Officer/Vice President  
**Charlotte Anderson**, Vice President/Director of Charities and Special Events  
**John Hickman**, Director, Marketing and Corporate Sponsorships  
**Robin Woith**, Director, Marketing and Corporate Sponsorships  
**Bill Priakos**, Merchandising  
**Jeff Watrous**, Senior Manager, Marketing and Corporate Partnerships  
**Blaze Witt**, Manager, Corporate Partnerships and Special Events  
**Eddie Eusepi**, Manager, Game Day Production  
**Chris Edwards**, Marketing Coordinator  
**Megan Miller**, Marketing Assistant  
**Tiffany Guzman**, Marketing Assistant  
**Ted Olivetrea**, Mascot Coordinator

### Ticket Sales and Promotions

**Joel Finglass**, Director, Sales and Promotions  
**Travis Clark**, Assistant Director/Suites  
**Jim Engstrom**, Assistant Director  
**Tandra Johnson**, Assistant Director  
**Jeff Abadie**, Sales  
**Elizabeth Acuna**, Sales  
**Dale Boutwell**, Sales  
**Andy Cuellar**, Sales  
**Brek Curtis**, Sales  
**Ted Low**, Sales  
**Kristine Mansour**, Sales  
**Kasey Mesa**, Sales  
**Eric Mock**, Sales  
**Matt Mooty**, Sales  
**Jace Musselman**, Sales  
**Becca Myers**, Sales  
**Chris Nelson**, Sales  
**Erick Peck**, Sales  
**Jamie Rabon**, Sales  
**Karyn Schaefer**, Sales  
**Grady Siske**, Sales  
**Leslie Yarbrough**, Sales

## FOOTBALL OPERATIONS

**Bruce Mays**, Director, Football Operations  
**Craig Glibe**, Assistant Director, Football Operations  
**Bryan Wansley**, Operations Assistant  
**Curtis Manning**, Building Security  
**Jake Jacobs**, Security  
**Jesse Alonzo**, Security  
**Wes Marshall**, Security

## PLAYER PROGRAMS

**Robert Newhouse**, Director, Player Programs  
**Steve Carichoff**, Assistant Director, Player Programs  
**Calvin Hill**, Consultant  
**Dr. Yolanda Brooks**, Consultant

## HUMAN RESOURCES

**Vincent Thompson**, Director, Human Resources  
**Sarah Latham**, Human Resources Assistant





**PUBLIC RELATIONS**

**Rich Dalrymple**, Director, Public Relations  
**Brett Daniels**, Assistant Director, Public Relations  
**Doug Hood**, Public Relations Assistant  
**Scott Agulnek**, Public Relations Assistant  
**Emily Robbins**, Assistant/Community Relations Director  
**Whitney Brandon**, Community Relations Assistant

**TICKET OPERATIONS**

**Carol Padgett**, Director, Ticket Operations  
**Ann Bihari**, Assistant Director, Ticket Operations  
**Kristi Behlmann**, Ticket Representative  
**Joy Dotson**, Administrative Assistant  
**Darnella Davidson**, Ticket Representative  
**Sonia Hacic**, Ticket Representative  
**Raquel Lopez**, Ticket Representative  
**Andrea Payne**, Ticket Representative  
**Christopher Rogers**, Ticket Representative  
**Krishna Suri**, Ticket Representative  
**Casey Yocom**, Ticket Representative

**MEDICAL**

**Jim Maurer**, Head Athletic Trainer  
**Britt Brown**, Associate Athletic Trainer  
**Greg Gaither**, Assistant Athletic Trainer  
**Josh Stevens**, Intern  
**Dr. Dan Cooper**, Team Physician  
**Dr. Andrew Dossett**, Team Physician  
**Dr. J.R. Zamorano**, Team Physician  
**Dr. Robert Fowler**, Team Physician

**EQUIPMENT**

**Mike McCord**, Equipment Manager  
**Bucky Buchanan**, Assistant Equipment Manager  
**Clyde Howard**, Assistant  
**Mike Kurowski**, Assistant

**MERCHANDISING**

**Jeff Coleman**, Director, Merchandising  
**Amy Baker**, Assistant to the Director  
**Andre Landry**, Coordinator, Game Day and Special Events  
**Renata Kaaa**, Coordinator, Retail Operations  
**David Brigner**, Director, Business Systems  
**Amon Simmons**, Buyer  
**Barbara Harper**, Customer Service Manager  
**Dax Pemberton**, Coordinator, Catalog/Internet Coordinator  
**Rhonda Pemberton**, Coordinator, Regional Retail  
**Doug Aydelott**, Assistant Coordinator, Game Day and Special Events

**COWBOYS WEEKLY NEWSPAPER**

**Russ Russell**, Publisher  
**Ron Spain**, Editor  
**Sharon Carnahan**, Circulation Manager  
**Cheryl Harris**, Production Manager  
**Kay Clark**, Administrative Assistant  
**Jonnie Haug**, Administrative Assistant

**ACCOUNTING**

**George Mitchell**, Chief Financial Officer  
**David Frey**, Controller  
**Jame' Grazer**, Controller / Asst. Treasurer  
**Connie Toveis**, Controller, Blue Star  
**Cathy Lowe**, Payroll Manager  
**Shelly Cates**, Accounting Staff  
**Melissa Held**, Accounting Staff  
**Tracy York**, Accounting Staff  
**Traci Doty**, Accounting Staff  
**Alisha Dietz**, Accounting Staff  
**Tammy Hughes**, Accounting Staff  
**Jane Pelphrey**, Accounting Staff  
**Gwendolyn Bugayong**, Accounting Staff

**INTERNET/INFORMATION TECHNOLOGY**

**Derek Eagleton**, Director, Internet  
**Mickey Spagnola**, Columnist/Editor  
**Nick Eatman**, Writer  
**Alan Larkin**, Webmaster  
**Erin Johnson**, Developer  
**David Land**, Network Administrator  
**Jayd Yoshino**, Network Engineer  
**Al Gibson**, Network Engineer

**BUILDING OPERATIONS/PRACTICE FIELDS**

**Steve Landers**, Director of Facilities  
**Chris Morrow**, Field Supervisor  
**Al Walker**, Assistant  
**Kathy Coleman**, Mail Room/Supplies  
**Diana Lambert**, Receptionist

**COWBOYS BROADCASTING**

**John Chang**, Director, Broadcasting  
**Scott Purcel**, Broadcast Manager  
**Chris Jaycek**, Producer  
**Roxanne Medina**, Producer and Videographer  
**Brenda Davenport**, Syndication and Traffic Manager  
**Chris Behm**, Production Assistant

**VIDEO**

**Robert Blackwell**, Director  
**Jack Murray**, Assistant  
**Rich Behm**, Assistant  
**Steve Gagliardino**, Assistant

**DALLAS COWBOYS CHEERLEADERS**

**Charlotte Anderson**, President  
**Kelli McGonagill Finglass**, Director  
**Judy Trammell**, Choreographer  
**Michelle Semrick**, Assistant to the Director  
**Dan Devens**, Graphics and Design  
**Erin Boyd**, Appearance Coordinator  
**Shelly Roper McCaslin**, Associate Choreographer, Recruiter  
**Megan Willsey**, Associate Choreographer  
**Shelly Bramhall**, Associate Choreographer/Camp Coordinator  
**Cortney Bailey**, Receptionist



## Texas Stadium Corporation Directory

### FRONT OFFICE

**Stephen Jones**, President  
**Bruce Hardy**, Vice President and General Manager  
**Ron Underwood**, Director of Operations  
**Glen Kimberlin**, Administrative Assistant/Operations  
**Susan Skaggs**, Director of Civic Affairs  
**Becky Elliott**, Administrative Assistant  
**David Lavender**, Director of Maintenance  
**Steve Epperson**, Director of Housekeeping  
**Stephanie Downes**, Executive Assistant  
**Veronica Elizardo**, Receptionist

### ACCOUNTING

**Terri Van Hooser**, Controller  
**Bobbi Cheney**, Accounting Staff  
**Sandy Hallmark**, Accounting Staff  
**Susan Van Dyke**, Accounting Staff  
**Sam Williams**, Accounting Staff

### FOOD AND BEVERAGE

**Amy Phillips**, Vice President of Food and Beverage  
**George Wasai**, Director of Concessions  
**Jeannie Sprufera**, Director of Suite Services  
**Eduardo Alvarez**, Executive Chef  
**Felipe Tirado**, Sous Chef  
**Joe Quesenberry**, Purchasing Manager  
**Heather Fuxa**, Food and Beverage Manager  
**Cathy Malloy**, Catering Sales Manager  
**Carter Helwig**, Beverage Manager  
**Maria Miranda**, Banquet Manager  
**Mary Dixon**, Suite Service Coordinator  
**Brett Henshaw**, Suite Services Assistant  
**Reginald Vaughn**, Concessions  
**Roderick Mitchell**, Concessions  
**Natasha Bass**, Concessions

## Cowboys Merchandising Limited Directory

### ADMINISTRATION

**Jerry Jones Jr.**, President  
**Bill Priakos**, Vice President  
**Tom Schaeffer**, National Sales Manager  
**Mike Denton**, General Merchandise Manager  
**Neil Wiseman**, Merchandise Manager  
**Jose Arellano**, Director of Sales - Mexico  
**Sarah Griffith**, Marketing Manager  
**Nancy Skole**, Assistant Sales Manager  
**Erica Madden**, Customer Service Manager  
**Dawn Brown**, Wholesale Operations Specialist

### ACCOUNTING

**Christie Butler**, Accounting Staff  
**Phil Caruso**, Accounting Staff  
**Keri Driver**, Accounting Staff  
**Tina Gray**, Accounting Staff

## Dallas Desperados Football Club Directory

### FRONT OFFICE

**Jerry Jones, Jr.**, President & General Manager  
**Shy Anderson**, Chief Operating Officer  
**George Mitchell**, Chief Financial Officer  
**Joel Finglass**, Director, Ticket Sales  
**Andre Landry**, Director, Merchandise  
**John Chang**, Director, Broadcasting  
**Eddie Eusepi**, Marketing/Game Operations  
**Robin Woith**, Sponsorship Sales  
**Doug Hood**, Media Relations Coordinator  
**Pamela Jagger Purcel**, Desperados Dancers Manager  
**Ted Ovletrea**, Mascot Coordinator  
**Brian Palmertree**, Marketing Intern  
**Tiffany Guzman**, Assistant

### COACHING STAFF

**Joe Avezzano**, Head Coach  
**Tom Luginbill**, Offensive Coordinator  
**Will McClay**, Defensive Coordinator  
**Jon Norris**, Offensive/Defensive Lines  
**Bennie Wylie**, Strength & Conditioning

### FOOTBALL OPERATIONS

**Larry Dixon**, Player Personnel Coordinator  
**Brian Zettler**, Athletic Trainer  
**Dr. Robert Fowler**, Team Physician  
**Dr. Sumant Krishnan**, Team Physician  
**Clyde Howard**, Equipment Manager  
**Robert Blackwell**, Video Director



**The  
Front  
Office**





## Jerry Jones

**Owner and  
General Manager**



In one of the most dramatic eras of ownership in professional sports, Jerry Jones' stewardship of the Dallas Cowboys has brought rapid success and unprecedented results to one of the world's most visible sports entities.

Highlighted by Super Bowl victories following the 1992, 1993 and 1995 seasons, Jones became the first owner in NFL history to guide his team to three league championships in his first seven years of ownership.

In addition, the Dallas Cowboys earned the distinction of being the Team of the Decade for the 1990s after winning a league-high six division titles and claiming the ultimate prize three times.

In 1995, Dallas also became the first team in NFL history to win three Super Bowls in four seasons, while tying the NFL record for most Super Bowl victories by an organization with five.

Since his purchase of the team in 1989, Jones has established himself as one of the NFL's most influential and active owners. His vision in the areas of marketing, corporate sponsorships, television and stadium management has made a visible imprint on the landscape of sports in America.

Jerral Wayne Jones was born on Oct. 13, 1942 in Los Angeles. He learned his business style from his father, J.W. "Pat" Jones, a successful entrepreneur first in supermarkets, then in insurance.

Pat Jones moved his family to North Little Rock, AR, soon after Jerry was born. After starring as a running back at North Little Rock High School, Jerry received a scholarship to play football at the University of Arkansas. He was a starting guard and co-captain of the 1964 team that went 11-0, defeated Nebraska in the Cotton Bowl and captured the national championship.

Upon graduating with a M.B.A. from Arkansas in 1965, Jerry joined his father's insurance company, Modern Security Life in Springfield, Mo., as executive vice president.

Jones entered the oil and gas exploration business in Oklahoma in 1970 and soon became a phenomenal success. He now has active interests across the Southwest.

One of a very small number of NFL owners who actually earned a significant level of success as a football player, Jones is currently living his dream of engineering the fortunes of a NFL franchise. A man of varied interests who will not rest on yesterday's achievements, he is a dedicated businessman and family man – sharing a passion for both worlds.

Jerry is also involved in numerous civic and charitable causes. As very strong supporters of The Salvation Army, Jerry and wife Gene were presented the Army's Partner of the Year Award in 1997 on behalf of the Cowboys organization. In each of the last nine years, Gene and Jerry Jones, along with the Dallas Cowboys, have served as hosts and underwritten the costs for the Super Lunch, a fundraising event for The Salvation Army Irving Corps Community Center and its special projects. This annual event has raised more than \$1 million since its inception.

The Gene and Jerry Jones Family Center for Children opened in November of 1998 in conjunction with The Salvation Army. The center offers affordable childcare for low-income families and was made possible by gifts from the Jones family and the Cowboys that exceeded \$1.2 million.

For the past five seasons, the Jones family has dedicated the Cowboys annual Thanksgiving Day half-time show as a national showcase to kickoff The Salvation Army's annual Kettle Drive. The nationally televised event has created a new holiday tradition, while helping to increase donations to The Salvation Army's annual fund raising efforts by several millions of dollars. Reba McEntire, Randy Travis, Clint Black, Jessica Simpson, Billy Gilman and Creed have provided the entertainment for the last five holiday extravaganzas.

For their efforts in this area, the Joneses received the Evangeline Booth Award in 1999, one of the Army's highest national community service awards and have been selected for membership into the prestigious Salvation Army William Booth Society. Gene and Jerry were named to the Salvation Army's National Advisory Board in April of 1998.

In 2001, the Joneses were awarded the Chairman's Award by The Boys and Girls Clubs of America. This award is given to recognize individuals who made a positive difference in people's lives – particularly in the lives of children. In June of 2002, Gene and Jerry Jones were recognized as the recipients of the Children's Champion Award for Philanthropy that was presented by the Dallas for Children organization.



Gene and Jerry Jones are also very active supporters of the Library of Congress. As members of the Library's James Madison Council, Gene and Jerry provided a major gift to the Library to provide for the complete restoration of the Thomas Jefferson Library. The gift was made as a kickoff to the Library of Congress' bicentennial celebration.

The Jones family is also very actively involved with several other community-related organizations, including the Children's Medical Center of Dallas, the National Board for The Boys and Girls Clubs of America, the Kent Waldrep Paralysis Foundation and The Rise School of Dallas.

Jerry and Gene, a former Arkansas beauty pageant winner whom he met while both attended the University of Arkansas, live in Dallas. They have three children, Stephen, Charlotte and Jerry, Jr., and seven grandchildren.

Stephen (6/21/64) is a graduate of the University of Arkansas and serves as the Cowboys' Chief Operating Officer/Executive Vice President/Director of Player Personnel. Charlotte (7/26/66) is a Stanford graduate and serves as the Cowboys Vice President/Director of Charities and Special Events. Jerry Jr. (9/27/69), a graduate of Georgetown University who earned his law degree from Southern Methodist University, is the Cowboys' Chief Sales and Marketing Officer/Vice President/General Counsel.

## JERRY JONES MINORITY COACHING FELLOWSHIP

The Jerry Jones Minority Coaching Fellowship was established 13 years ago to give minority college football coaches an intensive working experience on the NFL level. The purpose of this fellowship is to create an experience that will enable an individual coach to understand all dimensions of coaching with the Dallas Cowboys, from working with players in the classroom and on the field, to studying techniques and strategies with the other coaches, to handling administrative duties.

Beginning with training camp, the fellowship coaches are Dallas Cowboys coaches until responsibilities at their respective institutions begin. The coaches are housed at the Cowboys' training facilities and take part in every aspect of the football program, including on-field coaching, staff meeting participation and daily evaluation of current and prospective NFL players. During their stay with the Cowboys, each fellowship coach develops an understanding of the role of an NFL coach, of how to organize and formulate practice plans and game plans and of player evaluations.

"The fellowship coaches are an important part of our team during training camp," says Cowboys owner Jerry Jones. "We want them not only to learn, but to help us during this crucial time of preparing our team for the season. We believe this experience with the Cowboys will help minority coaches develop the background and contacts to move more rapidly into the NFL."

Past recipients of the Jerry Jones Minority Coaching Fellowship include:

**1989 Clarence Brooks**, Syracuse University  
Desmond Robinson, West Virginia University

**1990 John Blake**, University of Oklahoma  
**Robert Ford**, Texas A&M University  
Luther Palmer, Norfolk State University  
Michael Simpson, Albany State University

**1991 John Blake**, University of Oklahoma  
Clarence James, University of Texas  
Michael Simpson, Albany State University  
**Charlie Williams**, Texas Christian University

**1992 Keith Armstrong**, Oklahoma State University  
Charles Coe, University of Tennessee  
**Cary Godette**, Georgia Tech University  
**Charlie Williams**, University of Minnesota

**1993 Ron Burton**, University of North Carolina  
Osia Lewis, Oregon State University  
**Randy Shannon**, University of Miami  
Ron Taylor, University of Tulsa

**1994 Ron Aiken**, University of New Mexico  
Calvin Miller, Oklahoma State University  
Leon Perry, Marshall University

**1995 Ron Aiken**, Vanderbilt University  
Luther Palmer, Virginia Union University  
Leon Perry, Marshall University  
Ron Taylor, University of Tulsa  
Chris Wilson, Northern Illinois University

**1996 Charlie Coe**, University of Pittsburgh  
Luther Palmer, Virginia Union University  
Donald Pittman, Texas A&M-Kingsville  
Gary Smith, Southern University

**1997 Michael London**, Boston College  
**Tommie Robinson**, Texas Christian University  
Willard Scissum, University of Alabama

**1998 Greg Burns**, University of Louisville  
Jerome Oliver, Air Force Academy  
Bradley Sherrod, Duke University

**1999 Richard Glover**, New Mexico State University  
Fitzgerald Hill, University of Arkansas  
Travis Jones, Appalachian State University  
Curtis Modkins, Jr., University of New Mexico

**2000 Al Simmons**, University of California-Berkeley  
Boddy Wyatt, Texas A&M University

**2001 Robert Haygood**, Riverwood, GA  
Jame Lott, Texas A&M-Kingsville  
Rance Olison, San Antonio, TX  
Gilbert O'Neal, University of Cincinnati  
Larry Porter, Arkansas State

**BOLD** denotes coaches who later coached in the NFL

## Chronology Since 1989:

**February 25, 1989** – Jones purchases the Dallas Cowboys and the lease to manage Texas Stadium Corp. from H.R. "Bum" Bright. Jerry Jones names Jimmy Johnson as the new head coach.

**April 20, 1989** – Jones completes negotiations on Troy Aikman's contract – a six-year deal that is completed four days before Aikman is the top overall selection in the 1989 NFL Draft.

**October 12, 1989** – Herschel Walker is traded to Minnesota for five players, six conditional draft choices and a 1992 first round draft choice. Current players who actually came to Dallas as a result of the trade include Emmitt Smith and Darren Woodson.

**August 10, 1990** – The Cowboys' first-ever in-state training camp concludes at St. Edward's University in Austin. Over 100,000 fans attend workouts, while more than 400 media credentials are issued in the three-plus weeks of work. Austin officials estimate the camp brought an additional \$3.2 million of income into the Austin area.

**September 5, 1990** – The Cowboys trade Steve Walsh to the New Orleans Saints for a first and third round draft choice in 1991 and a conditional second round pick in 1992.

**April 19, 1991** – A deal is made to bring the first overall selection in the 1991 NFL Draft to Dallas in exchange for a first and second round selection and three veteran players. Dallas selected Outland Trophy winner Russell Maryland with the top pick.

**April 21-22, 1991** – In an unprecedented action among NFL clubs, the Cowboys sign their top three draft choices on draft day. The team also drafts a club record 17 players.

**July 16, 1991** – The Cowboys open training camp in Austin with all 17 of their draft choices under contract. Dallas concludes its second training camp at St. Edward's University, with over 75,000 fans attending the Cowboys' practices.

**November 24, 1991** – The Cowboys end the Washington Redskins' 1991 undefeated streak at 11 games with a 24-21 victory at RFK Stadium.

**December 15, 1991** – Dallas defeats Philadelphia, 25-13, at Veterans Stadium to secure a wild card playoff spot. The victory marks the team's first trip to the playoffs since the 1985 club went 10-6 and won the NFC Eastern Division title.

**December 22, 1991** – Dallas closes the 1991 season with a 31-27 win over Atlanta, marking the team's best record (11-5) since 1983.

**January 5, 1992** – Dallas defeats Chicago 17-13 in an opening round playoff game at Soldier Field. The victory marks the Cowboys' first playoff win since 1982, and the first playoff road win since 1980.

**May 1, 1992** – Jerry Jones is appointed to the NFL's Competition Committee by Commissioner Paul Tagliabue. Jones becomes the first owner to serve on the prestigious committee since the death of Cincinnati's Paul Brown.

**December 21, 1992** – Before a national television audience on ABC's Monday Night Football, the Cowboys defeat the Atlanta Falcons (41-17) at the Georgia Dome to claim the NFC Eastern Division title. The victory marks the Cowboys' first divisional title since 1985. It is the 14th divisional title in club history.

**December 23, 1992** – Six players from the Cowboys offense are selected to play in the Pro Bowl. The six players establish a Dallas Cowboys' record for most offensive players selected to the Pro Bowl.

**December 27, 1992** – Dallas defeats Chicago by a 27-14 score at Texas Stadium. The victory is the 13th of the year for Dallas, establishing a new club record for victories in a season. Emmitt Smith finishes the season with 1,713 rushing yards, enabling him to become the first player to win back-to-back NFL rushing titles since Eric Dickerson (1983-84).

**December, 1992** – The Cowboys set a team record for road attendance by averaging 72,523 fans-per-road game in 1992. The team also played before a sold-out stadium in all 16 regular season games.

**January 10, 1993** – In their first home playoff game since 1983, Dallas hands NFC East rival Philadelphia a 34-10 defeat in a NFC Divisional Playoff Game.

**January 17, 1993** – In their first NFC Championship Game since 1982, the Cowboys defeat the San Francisco 49ers by a 30-20 score at Candlestick Park. The victory sends Dallas to Super Bowl XXVII in Pasadena, marking the Cowboys first Super Bowl trip since 1978.



**January 31, 1993** – While making a NFL record sixth Super Bowl appearance, the Cowboys defeat Buffalo 52-17 in Super Bowl XXVII at the Rose Bowl in Pasadena. Troy Aikman was named the game's MVP after throwing four touchdown passes. The Super Bowl crowd of 98,374 becomes the largest crowd to ever witness a Cowboys regular season or postseason game.

**March 5, 1993** – The Super Bowl Champion Dallas Cowboys become the first athletic team to visit the White House under President Bill Clinton's administration. The Cowboys team visit to the White House is the first in club history.

**December 28, 1993** – An NFC record 11 Dallas players are selected to the Pro Bowl. That group includes a club record eight offensive selections (seven Pro Bowl starters).

**January 2, 1994** – The Cowboys defeat the N.Y. Giants 16-13 in overtime at the Meadowlands. The victory clinches the Cowboys' second straight NFC East title and the 15th division crown in club history.

**January 2, 1994** – Emmitt Smith finishes the season with 1,486 yards to earn his third straight NFL rushing crown. He becomes just the fourth man in NFL history to win three consecutive rushing titles. He is also named Associated Press NFL Player of the Year, the first Cowboy so honored.

**January 23, 1994** – Dallas defeats San Francisco 38-21 in the NFC Championship Game at Texas Stadium. The victory gives the Cowboys a NFL-record seventh conference championship in the first conference title game to be played at Texas Stadium since Jan. 1, 1978 (a 23-6 win over Minnesota).

**January 30, 1994** – Dallas becomes one of just three NFL teams to win four Super Bowls by defeating Buffalo (30-13) in Super Bowl XXVIII. The victory enables the Cowboys to become the only franchise in NFL history to win more than one Super Bowl under two different owners. The game, played at the Georgia Dome in Atlanta, featured two rushing touchdowns by Super Bowl MVP Emmitt Smith. Dallas raised its NFL record number of Super Bowl appearances to seven.

**March 30, 1994** – Barry Switzer is named the new head coach of the Dallas Cowboys – and the third head coach in team history. Switzer replaces Jimmy Johnson, who stepped down as the Cowboys' head coach the previous day.

**August 15, 1994** – A crowd of 112,376 fans watch the Cowboys take on the Houston Oilers at Azteca Stadium in Mexico City. The crowd is the largest to ever witness an NFL game.

**December, 1994** – For the second straight season, the Cowboys send a club and NFC record 11 players to the Pro Bowl.

**January, 1995** – The Cowboys set a Texas Stadium record for home attendance with an average crowd of 64,579 in 1994, the first time Dallas has averaged over 64,000 fans-per-game at Texas Stadium. The previous record was 63,943 set in 1981.

**January 15, 1995** – The Cowboys play in their third NFC Championship Game of the decade. The Cowboys are the only NFL team to play in multiple conference championship games in each decade of the team's existence.

**December 24, 1995** – Dallas wraps up its fourth straight NFC Eastern Division title – a feat that no other NFC East team had accomplished other than the Cowboys teams from 1976 to 1979.

**December 25, 1995** – Emmitt Smith closes the season with a team record 1,773 rushing yards and a NFL record 25 rushing touchdowns. Smith led the NFL in rushing for the fourth time in five years, becoming just the fifth player in NFL history to win at least four rushing titles.

**December, 1995** – Ten Cowboys are selected to the NFC Pro Bowl squad. Since 1993, Dallas has earned 32 Pro Bowl selections – the most ever by one team over a three-year period of time.

**January 14, 1996** – The Cowboys win an NFL record eighth conference championship game by defeating the Green Bay Packers 38-27 at Texas Stadium. The victory marked the Cowboys third NFC title in four years.

**January 28, 1996** – Dallas becomes the first team in NFL history to win three Super Bowls in a four-year period by defeating the Pittsburgh Steelers 27-17 in Super Bowl XXX at Sun Devil Stadium in Tempe, AZ. The game is witnessed by 138.5 million television viewers, making Super Bowl XXX the most watched event in television history. The victory gives Dallas its fifth Super Bowl title – joining the San Francisco 49ers as the only NFL franchises to win five Super Bowls. The Cowboys have now appeared in an NFL record eight Super Bowls. Dallas also became the first NFL franchise to win Super Bowls with three different head coaches.

**December 15, 1996** – The Cowboys clinch a fifth straight division title with a 12-6 win over the New England Patriots at Texas Stadium. The championship enables the Cowboys to become the first team in NFL history to win five straight NFC Eastern Division crowns.

**January 5, 1997** – Dallas closes the postseason with a divisional playoff loss at Carolina. The loss marks the first time since the 1991 season that the Cowboys were unable to reach the NFC title game.

**December, 1997** – The Cowboys close the 1997 season with a 6-10 record, marking the team's first non-playoff season since 1990.

**February 12, 1998** – Jerry Jones names Chan Gailey as the fourth head coach in the history of the Dallas Cowboys franchise. Gailey, who had previously served as the Pittsburgh Steelers offensive coordinator, replaces Barry Switzer, who resigned from his position on January 9th.

**July 15, 1998** – The Cowboys open training camp at Midwestern State University in Wichita Falls, TX. Attendance figures for the four-week camp exceed 100,000.

**November 8, 1998** – With 163 yards on 29 carries in a 16-6 win over the New York Giants, Emmitt Smith becomes the Dallas Cowboys all-time leading rusher. Smith's performance against New York pushes him past Tony Dorsett (12,036) and into the Cowboys top spot.

**December 20, 1998** – After a one-year absence from postseason play, the Cowboys clinch their sixth NFC Eastern Division title in the last seven years with a 13-9 win over Philadelphia at Texas Stadium. The 1998 division crown is the 19th division championship (15th NFC East title) in the club's 39-year history.

**December 27, 1998** – After scoring a first-half touchdown on a one-yard run against the Redskins at Texas Stadium, Emmitt Smith becomes the NFL's all-time leader in rushing touchdowns, moving ahead of Marcus Allen (123). Smith would later add a 26-yard touchdown run in the second quarter to bring his league record total to 125 rushing touchdowns by season's end. The Cowboys closed the year with a 23-7 victory over Washington and a 10-6 record, marking the 23rd season in which Dallas recorded at least 10 wins – an NFL record. The win over the Redskins also enabled Dallas to become the first team in the history of the NFC East to post an 8-0 record in division play.

**December 24, 1999** – The Dallas Cowboys NFL-record of consecutive games in front of sold out stadiums comes to an end in a Christmas Eve game against the New Orleans Saints in the Louisiana Superdome. The streak, which included home and away games, came to a halt after 160 games. It began on Dec. 23, 1990 at Philadelphia's Veterans Stadium and included 79 straight sell-outs at Texas Stadium (including playoffs) and 81 straight sell-outs on the road (including playoffs).


**January 2, 2000** – The Cowboys close the century as the NFL's most successful team in the decade of the 1990s. From 1990 to 1999, Dallas qualified for the playoffs eight times, won six division titles, made four trips to the conference championship game and won three Super Bowls. The 1999 season ends with an 8-8 regular season record and a wild card playoff loss at Minnesota on Jan. 9, 2000.

**January 26, 2000** – Jerry Jones names Cowboys defensive coordinator Dave Campo as the fifth head coach in franchise history. Campo spent the previous 11 seasons as an assistant coach in Dallas and was the defensive coordinator for the 1995 team that won Super Bowl XXX.

**August 27, 2001** – Dallas defeats Oakland in a preseason American Bowl game in Mexico City that marks the Cowboys ninth international game. With stops in England (2), Japan (2) Mexico (4) and Canada (1), the Cowboys have played more international games than any other team in the NFL.

**September 23, 2001** – Emmitt Smith moves past Barry Sanders (15,269 career yards) into second on the NFL's all-time rushing list. On Dec. 30, Smith becomes just the second player in NFL history to rush for over 16,000 yards in a career when he gains 126 yards against San Francisco.





## Stephen Jones



**Executive Vice President  
Chief Operating Officer  
Director of Player Personnel**

With 13 years of NFL experience under his belt, Stephen Jones' reputation as one of the brightest young executives in professional sports continues to grow. Named a Cowboys Vice President in February of 1989, Jones coordinates the Cowboys' entire player personnel department. He also oversees the negotiation of player contracts, management of the salary cap, the operation of Texas Stadium and a wide range of other club related duties.

Recognized as Owner Jerry Jones' right hand man, Stephen Jones played an integral role in the team's rise from a 1-15 record in 1989 to being the NFL's Team of the Decade with three Super Bowl titles in the 1990s.

In the ever-evolving strategy that dictates a team's competitiveness in the current collective bargaining agreement, Jones' performance in managing the Cowboys salary cap has played a prominent role in the team's ability to compete at the NFL's highest level.

Jones' involvement in shaping the Dallas roster under the salary cap was critical in allowing the Cowboys to maintain one of the NFL's most talented core group of players throughout the decade of the 1990s. His creativity and care taking of the Cowboys cap played a key role in the team's six division titles and four conference championship game appearances.

During a historic two-year period of time, Jones was involved in signing five Cowboys stars who were considered the best players in the game at their respective positions. Between September of 1993 and September of 1995, Jones helped orchestrate contract agreements with running back Emmitt Smith, quarterback Troy Aikman, fullback Daryl Johnston, wide receiver Michael Irvin and cornerback Deion Sanders.

In the summer of 1992, Stephen Jones was the key figure in the negotiation and signing of 13 veteran contracts – enabling the Cowboys to start the season with a complete roster en route to their run to the Super Bowl XXVII title.

In April of 1991, Jones was part of a Dallas college draft effort that saw the Cowboys select 17 players – all of whom were signed to contracts prior to the start of training camp in July. In addition, 14 of the 17 players drafted by Dallas in '91 went on to earn roster spots in the NFL.

As he enters his 14th NFL season, Jones will be a driving force behind the Cowboys return to the elite level of success in the NFL, and he is prepared for the challenge of the future based upon his track record of proven results from the past.

Stephen Jones has enjoyed a life-long association with the game of football. A four-year letterman as a linebacker and special teams standout at the University of Arkansas, Jones was a starter for the Razorbacks in the Orange Bowl Classic Game that followed the 1986 season.


Prior to attending the University of Arkansas, Jones was an all-state quarterback and a three-year starter at Catholic High School in Little Rock.

He graduated from Arkansas in 1988 with a degree in chemical engineering, and immediately went to work in the oil and gas business for JMC Exploration as an engineer.

On Feb. 25, 1989, Jerry Jones purchased the Dallas Cowboys and installed Stephen into a key front office position as one of three vice presidents with the club.

Jones is actively involved with the Young Presidents' Organization and serves on the board of directors for the Kent Waldrep National Paralysis Foundation, Southwestern Bell/SMU Athletic Forum, Cotton Bowl Athletic Association, Episcopal School of Dallas and Circle Ten Council of the Boy Scouts of America.

Jones (6/21/64) was born and reared in Little Rock. He is married to the former Karen Hickman of El Dorado, Arkansas, and the couple has three daughters and a son: Jessica (8/24/92), Jordan (10/8/93), Caroline (4/4/97), and John Stephen (4/19/99).



## Dave Campo

### Head Coach

Central Connecticut State

NFL: 13th Year ★ Cowboys: 13th Year



As one of the NFL's most highly regarded defensive minds, Dave Campo earned his spot at the top of the Dallas Cowboys organization through hard work and perseverance.

On Jan. 26, 2000, Jerry Jones selected Campo as the fifth head coach in Dallas Cowboys history. In his 11 seasons as an assistant coach in the NFL (1989-1999), Campo served on Cowboys teams that appeared in three Super Bowls, four NFC Championship Games and won six division titles. Campo is currently a member of a very select group of four active NFL head coaches who have been a part of three or more Super Bowl titles.

In their coaching career. That group includes Mike Shanahan (three times), Mike Holmgren (three) and Bill Belichick (three). At the time of his hiring, Campo had just completed a very successful five-year stint as the team's defensive coordinator.

In his two years at the head-coaching helm, Campo has earned national respect with his ability to motivate his teams and develop talent. Although the victory totals have been limited, Dallas has earned a reputation as a rapidly improving team. The Cowboys have also been noted for playing hard for four quarters with a youthful enthusiasm that is expected to produce big results in the years to come.

With a 2002 roster that is free of salary cap constraints, the Cowboys future is looking bright under Campo, who has experience in developing a young group of players into a championship caliber club. He is one of two Dallas coaches who have been with Jerry Jones since Jones' 1989 purchase of the storied NFL franchise.

In 2001, Dallas fielded the NFL's third youngest opening day roster and used the growing season as an opportunity to find young players who could start and contribute. Of the 22 starters who finished the 2001 season, 13 were under the age of 28. The 2001 Dallas Cowboys defense allowed 1,710 rushing yards, a figure that was 927 fewer yards than the club allowed during the 2000 season. Those numbers represented the largest turnaround by any defensive unit in the NFL in 2001. Also, under the direction of rookie quarterback Quincy Carter, Dallas posted a 3-3 record down the stretch with victories over division rivals Washington and New York to go along with an upset of playoff bound San Francisco.

In his inaugural season as head coach (2000), Campo led an injury plagued club that finished with a record of 5-11. The Cowboys lost 11 opening-day starters for a combined total of 70 games, including nine who suffered season-ending injuries. Although the 2000 season evolved into a year of transition and development, the new head coach required, and received, a maximum effort from his players throughout the season. Ultimately, the team's fate was determined by five losses that were decided by a combined total of 19 points.

In four of the five years that Campo directed the Dallas defense, the Cowboys finished the year ranked among the NFL's top 10 units, including two top three finishes. The 1999 defense ranked ninth in the NFL (third in the NFC) in total yards and allowed one touchdown or less in nine of the 16 regular season games. The Cowboys defense held opponents to 13 points or less in nine of the team's 16 games in 1999, tying the second most in club history. Dallas closed the 1999 season fifth in the NFL in points allowed per game, surrendering 17.3 points-per-outing. Only four defensive units permitted fewer offensive touchdowns than the 25 surrendered by Dallas and only St. Louis (four) surrendered fewer rushing touchdowns than the six allowed by the Cowboys. The 24 interceptions recorded by Dallas marked just the second time in the last 13 years the team topped the 20 interception barrier, and it was the highest interception total for a Dallas team since 1985. Following the 1999 season, linebacker Dexter Coakley and cornerback Deion Sanders were named to the NFC Pro Bowl squad.

The 1998 unit finished fifth in the NFL in third down conversion defense (32.9%). Following the divisional championship season of 1998, defensive tackle Leon Lett, cornerback Deion Sanders and safety Darren Woodson were named to the Pro Bowl.

In 1997, Campo's group ranked second in overall defense in the NFL (allowing 282.3 yards-per-game), while leading the league in pass defense (157.6). Those numbers were even more impressive considering the fact that key players such as Lett, Sanders, Woodson and Chad Hennings missed a combined 23 starts. Sanders and Woodson earned Pro Bowl honors as prominent players in the NFL's best secondary.

In 1996, Campo's defense helped guide the Cowboys to a 10-6 finish and an unprecedented fifth straight NFC Eastern Division crown. During the '96 regular season, the Dallas defense was ranked first in the NFL for 11-of-16 weeks before closing the year third (273.9 yards-per-game). The Cowboys pass defense finished the year second in the NFL, permitting just 175.4 yards-per-game, while the Dallas rushing defense was 10th (98.5 yards-per-game). The Cowboys defense surrendered just 20 touchdowns (sec-



and best in the NFL), and, in four games, the Dallas defense kept its opponent out of the end zone. Three of Dallas' defensive starters, Sanders, Woodson and Tony Tolbert were named to the NFC Pro Bowl squad following the season.

In 1995, Campo directed the fortunes of the World Champion Dallas defense, which finished the season third in the NFL in touchdowns permitted with 32. Dallas also closed the year third in the NFL in fewest points allowed with an average of 18.2 points-per-game. Only seven NFL teams had more interceptions than the 19 registered by Dallas, and the Cowboys returned four of those interceptions for touchdowns, tying the team record. With defensive stars such as Sanders, Kevin Smith, Charles Haley and Russell Maryland missing a combined 37 starts, the Cowboys still managed to finish the season ninth in the NFL (fourth in the NFC) in total defense, allowing 315.3 yards-per-game. Dallas was 16th in the NFL in rushing defense (110.8) and eighth in pass defense (204.5).

Campo was elevated to the position of defensive coordinator on Jan. 24, 1995. Prior to becoming Dallas' third defensive coordinator since 1992, Campo directed the efforts of a secondary that had grown into one of the team's deepest and most productive units. His 1994 squad helped the Cowboys to the top defensive ranking in the NFL. While leading the NFL in total defense (269.6 yards-per-game), the Cowboys were also first in the NFL in pass defense (172.0 yards-per-game). Dallas finished the year tied for fourth in the NFL in interceptions with 22. All-Pro strong safety Woodson became the first Dallas defensive back to earn a starting Pro Bowl berth since Everson Walls (1985). While directing the secondary of the Super Bowl XXVIII Champion Cowboys in 1993, Campo's group was led by cornerback Kevin Smith, who intercepted more passes (six) than any Dallas player since the 1986 season. Also in '93, strong safety Thomas Everett became the first Dallas defensive back in seven seasons to be selected to appear in the Pro Bowl.

Campo was hired by Dallas in 1989 after spending two years at the University of Miami as the secondary coach. At Miami, he helped the Hurricanes to a two-year record of 23-1 and a national title in 1987, while fine tuning the talents of the best defensive back in school history. Safety Bennie Blades was the 1987 Jim Thorpe Award winner before being selected with the third pick in the NFL Draft by the Detroit Lions. Eight of Campo's Miami charges went on to sign NFL contracts.

Prior to joining Miami, Campo spent three seasons (1984-86) as part of a staff that turned Syracuse into a national championship contender.

Campo began his career at his alma mater, Central Connecticut State, where he spent the 1971-72 seasons. He then moved to the University of Albany (1973), Bridgeport (1974), the University of Pittsburgh (1975), Washington State (1976), Boise State (1977-79), Oregon State (1980), Weber State (1981-82) and Iowa State (1983).


In addition to starring at defensive back in college, David Cross Campo (7/18/47) twice earned All-East honors at shortstop at Central Connecticut State. He attended Robert E. Fitch High School in Groton, CT.

This summer, Campo and the coaching staff participated in the club's fifth annual coaches clinic. The one-day complimentary clinic was offered to 600 area middle school, youth and Salvation Army agency football coaches. During the 2000 season, he hosted a Saturday outing for a group of mentally challenged adults at the Valley Ranch training facility, complete with a player autograph session, performance by Rowdy, the Cowboys' mascot, and a tour of the Cowboys training facility.

He and wife Kay have six children - Angie, Eric, Becky, Tommy, Shellbie and Michael.

DAVE CAMPO COACHING HISTORY

Year - Location	Record	Achievements
1971 - Central Connecticut State (linebackers)	7-3	
1972 - Central Connecticut State (linebackers)	5-5	
1973 - University of Albany (secondary)	7-2	
1974 - Bridgeport (defensive coordinator)	6-4	
1975 - Pittsburgh (secondary)	8-4	Won Sun Bowl
1976 - Washington State (secondary)	3-8	
1977 - Boise State (secondary)	9-2	Big Sky Conference Champions
1978 - Boise State (secondary)	7-4	
1979 - Boise State (defensive coordinator)	10-1	Big Sky Conference Champions
1980 - Oregon State (secondary)	0-11	
1981 - Weber State (assistant head coach/defensive coordinator)	7-4	
1982 - Weber State (assistant head coach/defensive coordinator)	4-7	
1983 - Iowa State (secondary)	4-7	
1984 - Syracuse (secondary)	6-5	
1985 - Syracuse (secondary)	7-5	Lost Cherry Bowl
1986 - Syracuse (secondary)	5-6	
1987 - University of Miami (secondary)	12-0	Won Orange Bowl - National Champion
1988 - University of Miami (secondary)	11-1	Won Orange Bowl - Ranked No. 2
1989 - Dallas Cowboys (defensive assistant)	1-15	
1990 - Dallas Cowboys (defensive assistant)	7-9	
1991 - Dallas Cowboys (secondary)	11-5	Lost Divisional Playoff Game
1992 - Dallas Cowboys (secondary)	13-3	Super Bowl XXVII Champions
1993 - Dallas Cowboys (secondary)	12-4	Super Bowl XXVIII Champions
1994 - Dallas Cowboys (secondary)	12-4	Lost NFC Championship Game
1995 - Dallas Cowboys (defensive coordinator)	12-4	Super Bowl XXX Champions
1996 - Dallas Cowboys (defensive coordinator)	10-6	Lost Divisional Playoff Game
1997 - Dallas Cowboys (defensive coordinator)	6-10	
1998 - Dallas Cowboys (defensive coordinator)	10-6	Lost NFC Wild Card Game
1999 - Dallas Cowboys (defensive coordinator)	8-8	Lost NFC Wild Card Game
2000 - Dallas Cowboys (head coach)	5-11	
2001 - Dallas Cowboys (head coach)	5-11	
Head Coaching Total	10-22	



## Joe Avezzano

### Special Teams

**Florida State**  
**NFL: 13th Year ★ Cowboys: 13th Year**



A man for all seasons, Joe Avezzano holds perhaps the most unique job description in professional football. Recognized for more than 10 years as one of the NFL's premier special teams coaches, Avezzano is also the head coach of the Dallas Desperados of the Arena Football League. He has proven to be a perfect fit in both roles and a valuable asset to the Cowboys organization.

When Avezzano took over the Cowboys special teams in 1990, he established a high expectation level for his units, and those units have met or exceeded demands for years. Dallas has consistently finished near the top of NFL rankings in all four major kicking game categories – punt return average, kickoff return average, punt coverage and kickoff coverage. In the process, the Cowboys have also established a well-deserved reputation for making big plays. Since 1990, Avezzano's units have been responsible for 21 blocked kicks and 16 combined touchdowns on punt and kickoff returns – 13 scores on punt returns alone. The Cowboys consistency, big plays and an ability to positively affect the outcome of games on special teams has not gone without notice. In his 12 seasons in Dallas, Avezzano has been named the NFL's Special Teams Coach of the Year three times (1991, 1993, 1998) based on a vote of the NFL's special teams coaches. Avezzano is the only three-time winner of the award.

The Cowboys finished the 2001 season fourth in the NFL in punt returns (12.0 yards-per-return) and ninth in kickoff returns (23.1). Rookie Reggie Swinton closed the year third in the NFL in punt return average (13.4), while finishing ninth in the NFL in kickoff returns (23.7).

Despite numerous injuries that caused personnel changes throughout 2000, Dallas finished the year ranked in the top 19 of all four major kicking game categories. Avezzano integrated a new punt return man in Wane McGarity, and the youngster responded with two punts returns for touchdowns, tying the club record for punt returns for touchdowns in a season while finishing third in the NFC with an 11.8 yard average. Rookie punter Micah Knorr finished fourth in the NFC and established a club rookie record by averaging 42.8 yards-per-punt. Knorr also finished fifth in the NFC with a 35.8 net punting average.

After leading the NFL in opponent's average drive start following kickoffs in both 1997 and 1998, the Cowboys finished 1999 ranked second in the league. Dallas finished the '99 season fifth in the league in kickoff returns (23.7) and sixth in punt returns (10.7). First-year return man Jason Tucker, who didn't even record his first career kickoff return until midseason, came on to finish the year second in the NFL with a 27.9 yard average – the fifth best total in club history.

Dallas closed out the 1998 season as one of only two teams in the NFL to be ranked in the top 12 in all four major kicking game categories, a feat that helped Avezzano win his third Special Teams Coach of the Year award. Avezzano's units led the league in kickoff coverage for the second straight season (18.5 yards-per-opponent's return), while finishing third in punt coverage (6.2), fourth in punt return average (12.6) and 12th in kickoff return average (23.4). Deion Sanders led the league in punt return average (15.6) while returning two punts for touchdowns.

In 1997, the Cowboys led the NFL in kickoff coverage, while ranking fourth in kickoff return average (24.1), 11th in punt return average (10.9) and 13th in punt coverage (9.1). First-year kicker Richie Cunningham, who earned All-Pro honors, finished the season second in the NFL in scoring.

In 1996, Herschel Walker sparked Dallas with five kickoff returns of 49 yards-or-more to rank second in the NFL in kickoff return average (28.9). As a unit, the Dallas kickoff return team ranked fourth in the NFL, while the Cowboys punt coverage finished eighth and kickoff coverage placed seventh. Jim Schwantz finished the year with 32 kicking game tackles and became the first Cowboy since Bill Bates (1984) to be selected to the Pro Bowl as a special teams player.

On the road to a Super Bowl XXX title in 1995, the Cowboys ranked fourth in the NFL in punt return average with an 11.1 yards-per-return mark, while also finishing seventh in the NFL in kickoff coverage, limiting opponents to 19.5 yards-per-kickoff return.

In 1994, the Cowboys led the NFL in team kickoff return average, and Kevin Williams became the first Cowboy to return a kickoff and a punt for a touchdown in the same season.

In the Super Bowl XXVIII season of 1993, the Cowboys were the only team in the NFL to finish the regular season with a Top 10 ranking in all four major kicking game categories, helping Avezzano earn Special Team Coach of the Year honors for the second time.

Avezzano won his first NFL Special Teams Coach of the Year award in 1991 when the Cowboys led the NFL in points scored on special teams with 20 and in kickoff return average with a 21.7 mark. Also, for the first time in the same season in team history, Dallas placed a player in the top three in the league in both punt and kickoff return averages.



Before coming to Dallas, Avezzano coached the offensive line at Texas A&M for four seasons (1985-88), during which time the Aggies won three Southwest Conference titles and two Cotton Bowls. During his tenure at Texas A&M, he groomed six All-Southwest Conference picks, including All-Americans Richmond Webb and Doug Williams. Four of his charges were selected in the NFL Draft, three of those (Webb, Williams and Jerry Fontenot) in the first three rounds.

Avezzano took on the duties of offensive coordinator in 1988 when sophomore running back Darrin Lewis finished second in the nation in rushing to earn All-America honors. Before joining the Aggies, Avezzano spent five seasons as head coach at Oregon State (1980-84). From 1977-79, he served as offensive coordinator at Tennessee, and he was the offensive line coach at Pittsburgh (1973-76), helping the '76 Panthers to the national title.

Avezzano began his coaching career at Washington High School in Massillon, OH, in 1967. He then coached at Florida State (1968) before moving on to Iowa State (1969-72).

Born in Yonkers, NY (11/17/43), Avezzano grew up in Miami where he played football at Jackson High School. After starring at guard for Florida State, Avezzano was drafted by the Boston Patriots. Joe and wife Diann have a son, Anthony.

Avezzano is very active in support of the Special Olympics, both on the local and national levels. For the last 10 years, he has served as the host to a special fundraising event. Through his efforts, Joe has helped raise over \$1.2 million for Texas Special Olympics during his 11 years with the Cowboys.

**Joe Avezzano** – Born November 17, 1943, Yonkers, NY. Guard Florida State 1961-65. Pro center Boston Patriots 1966. College coach: Florida State 1968, Iowa State 1969-72, Pittsburgh 1973-76, Tennessee 1977-79, Oregon State 1980-84 (head coach), Texas A&M 1985-88. Pro coach: joined Dallas in 1990.



## Bill Bates

### Defensive Nickel Package/ Assistant Special Teams

Tennessee

NFL: 5th Year ★ Cowboys: 5th Year



Bill Bates, one of the most popular and productive players in the history of the Dallas Cowboys franchise, enters his 20th season with the team in 2002 and will oversee the club's defensive nickel package for the second straight year and will assist with the club's special teams units. Bates moved into this position in 2001 after serving as the team's secondary coach in 2000. In his fifth season as a coach, he made the transition from active player to assistant coach during the team's 1998 training camp, working with both the secondary and special teams. In 2002, he will again split his time, working with secondary coach Clancy Pendergast to continue the Cowboys tradition of top-notch pass defense and helping Joe Avezzano prepare Dallas' special teams units.

In his first year guiding the fortunes of the Cowboys defensive nickel package, the club saw opponents' third down conversion percentage drop from 40.4% in 2000 to 35.5% in 2001. In addition, the club finished with the third best pass defense in the NFL for the second consecutive year, surrendering 180.6 yards-per-game. Overall, his contributions on the defensive side of the ball helped Dallas improve from a defensive ranking of 19 in 2000 to fourth in 2001. His work on special teams saw newcomer Reggie Swinton break a number of club records on his way to finishing third (13.4 avg.) in the NFL in punt return average.

In 2000, his first year overseeing the secondary, Bates helped the Cowboys defense finish the season with the third best pass defense in the NFL. Dallas closed the year surrendering only 168.3 passing yards-per-game while holding 10 opponents to 200 passing yards-or-less, including five to 126 yards-or-less. The Cowboys, who extended their streak of consecutive games without allowing a 300-yard passer to 17 (including playoffs), were one of only three teams (Tennessee, Kansas City) to not allow a 300-yard passer during the 2000 season.

Bates' impact at the coaching level paid immediate dividends for the Dallas special teams. After leading the NFL in opponent's average drive start following kickoffs in 1998, the Cowboys continued their excellence in this area in 1999, finishing the year second in the league. Also in 1998, the Cowboys were one of only two NFL teams to be ranked in the top 12 of all four major kicking categories. Bates' input on defense was instrumental as Dallas recorded 24 interceptions in 1999 – the most by a Cowboys club since 1985.

One of the NFL's true success stories, Bates' distinguished career (1983-97) was characterized by persistence and an ability to overcome the odds. Starting in 1983 when he made the team as a long-shot rookie free agent, he became a visible figure on the field with his ferocious special teams play. His production as a special teams standout helped propel the NFL into adding a spot on the Pro Bowl teams for special teams coverage players.

A three-year starter at safety (1986-88), Bates was named the Cowboys special teams captain in 1990 – a title he held proudly through the three Super Bowl seasons of the '90s. He finished his career with 701 tackles, and he shares the club record for years of service (15) with Mark Tuinei and Ed Jones. Bates also played in 217 regular season games, a figure that is second only to Jones (224) in club annals.

A tremendous competitor right up until his retirement, Bates topped the 20-tackle barrier on special teams in seven of his final 10 seasons. The 1997 season – his final as a player – also marked the seventh time in the previous nine seasons he finished either first or second on the team in special teams tackles.


As a safety, and later as a middle linebacker in nickel packages, Bates collected 14 career interceptions, including a fourth quarter theft in Chicago in the 1991 NFC Wild Card Game that helped nail down the Cowboys first playoff victory in nine years. Bates was the first NFL player selected to the Pro Bowl based on special teams coverage ability, representing the NFC in that capacity in 1984.

Bates was a four-year starting safety at the University of Tennessee. He intercepted nine passes and recovered six fumbles in his career and was named second-team All-Southeastern Conference his junior and senior seasons.

William Frederick Bates was born and raised in Knoxville, TN, where he starred in football, basketball and as a sprinter on the track team at Farragut High School. He was all-state in football and basketball. A 1985 NFL Man of the Year finalist, Bill supports the United Way, the Boys Clubs, the Special Olympics, the March of Dimes and other non-profit organizations. The Bill Bates Foundation was established in 1996 to aid various Metroplex charities. He serves as honorary chairman of the annual Wednesday's Child golf tournament benefiting Dallas-area orphans. Bill is also active in Fellowship of Christian Athletes.

He and wife Denise live in Dallas. Annually, Denise and Bill serve as course instructors for the Dallas Cowboys Football 101 and 201 for Ladies, which benefits local charities. Bill was named the winner of the Bob Lilly Award in 1990, 1991, 1993 and 1994. The Bill Bates Cowboy Ranch, north of Dallas, has been the setting for Cowboys pep rallies that drew thousands of fans during the Cowboys past playoff trips. The Bates Ranch is also a popular site for several corporate and private outings within the Dallas community. The Bates family includes triplets Graham William, Brianna Gail and Hunter James (5/24/89), Tanner Forest (2/18/91) and Dillon Timothy (7/5/95).

**Bill Bates** – Born June 6, 1961, Knoxville, TN. Safety University of Tennessee 1979-82. Pro Safety Dallas 1983-97. Pro coach: joined Dallas in 1998.



## Wes Chandler

### Receivers

**Florida**  
**NFL: 3rd Year ★ Cowboys: 3rd Year**



Entering his third season as the Cowboys' wide receivers coach, Wes Chandler has quickly put to use the experience he gained in 11 seasons as an NFL player and seven years as a coach in NFL Europe to help upgrade the Dallas passing game. He has successfully blended experienced veteran receivers with relative newcomers in his two seasons in Dallas.

In 2001, the duo of Raghib Ismail and Joey Galloway successfully returned to the field after recovering from separate knee surgeries that cut short their 2000 season. Ismail (53 receptions in 2001) and Galloway (52) went on to become the first pair of Cowboys' wide receivers to each have 50-catches in a single season since 1985 when Tony Hill (74) and Mike Renfro (60) accomplished the feat. Ismail's team-leading 834 yards came at a 15.7-yards-per-catch clip, 10th best in the NFL in 2001.

Expected to oversee a receiving corps headed by Ismail and Galloway in 2000, Chandler was put to the test when Galloway suffered a season-ending knee injury in the season opener. Eight weeks later, Ismail suffered the same fate, going down for the season with a similar knee injury. To the rescue came James McKnight and Wane McGarity, who blossomed under Chandler's tutelage and the newfound playing time. McKnight led the team with career-highs in receptions (52) and receiving yards (926), good for 11th in the NFC. His 17.8 yards-per-catch average was the fourth best in the NFL. McGarity became a dependable third down receiver, finishing with 25 receptions for 250 yards.

Chandler came to Dallas after seven years coaching in NFL Europe, including a stint as head coach of the Berlin Thunder in 1999. He was the offensive coordinator for the Frankfurt Galaxy in 1998 after spending three years (1995-97) with the Rhein Fire. He made his professional coaching debut with the Orlando Thunder (1991-92) of NFL Europe before spending two seasons (1994-95) as the receivers coach at the University of Central Florida. Chandler helped lead three NFL Europe teams to the World Bowl – Orlando Thunder (1992), Rhein Fire (1997) and Frankfurt Galaxy (1998).




Chandler retired from the NFL during the 1988 season after an 11-year playing career. At the time of his retirement, he ranked 12th in NFL history in receiving yards (8,966) and 13th in receptions (559). He earned four Pro Bowl selections in his career, including three while playing for the San Diego Chargers (1981-87) under Don Coryell, and in 2001, he was inducted into the San Diego Chargers' Hall of Fame. In the strike-shortened season of 1982 – his first full season in San Diego – he caught 49 passes for 1,032 yards (21.1 avg.) and nine touchdowns in eight games. He averaged an NFL record 129.0 receiving yards-per-game that season. During that record setting season, Chandler set, and still owns, the Chargers single game receiving yardage record with 260 yards on 10 receptions against Cincinnati on Dec. 20, 1982. He began his career with the New Orleans Saints (1978-81), who drafted Chandler with the third overall selection in the 1978 NFL Draft. Chandler was leading the NFL in receiving when the Saints traded him to the Chargers during the 1981 season.

After retiring from the NFL, Chandler spent three years (1989-91) as the head football coach/athletic director for Father Lopez High School in Daytona Beach, FL. In 1993, he worked at the Wes Chandler Youth Foundation, which he founded in 1982 in Daytona Beach.

Chandler was a three-year starter for the University of Florida, where he was a consensus All-America and was voted Florida Amateur Athlete-of-the-Year in 1977. He was also an Academic All-America selection as a junior and senior. He finished his collegiate career with 1,994 receiving yards and 22 touchdowns. He lettered in football, basketball, baseball and track at New Smyrna Beach, FL, High School.

Wesley Sandy Chandler earned his bachelor's degree in speech pathology from Florida. He was the founder of a men's service group, "Board of Distinction," in New Orleans. His Wes Chandler Youth Foundation, now part of the Boys and Girls Clubs, has helped such Florida youth as Vince Carter of the NBA's Toronto Raptors. He has a son, Lamar Saxton.

**Wes Chandler** – Born August 22, 1956, New Smyrna Beach, FL. Wide Receiver University of Florida 1974-77. Pro Wide Receiver New Orleans 1978-81, San Diego 1981-87, San Francisco 1988. Pro Coach: Orlando Thunder (NFL) 1991-92, Rhein Fire (NFL) 1995-97, Frankfurt Galaxy (NFL) 1998, Berlin Thunder (NFL) 1999 (head coach), joined Dallas in 2000.



## Bruce Coslet

### Offensive Coordinator



Univ. of the Pacific

NFL: 22nd Year ★ Cowboys: 1st Year

Bruce Coslet brings 29 years of experience as an NFL player (tight end – Cincinnati), assistant coach, offensive coordinator and head coach to the Cowboys. Coslet played a role as either the head coach or offensive coordinator for four of the five top single-season rushing, passing, reception and receiving yardage performances in Cincinnati Bengals' team history. During his two tenures at the helm of the Cincinnati offense, Coslet was responsible for developing one of the top offenses of the late 1980s and then reviving that legacy during the 1990s.

Coslet was named the Bengals' head coach on Oct. 21, 1996, promoted from the offensive coordinator's position to replace Dave Shula. The Bengals had struggled to a 1-6 start, but the club went 7-2 under Coslet's direction for an 8-8 finish that season. The Coslet mark in 1996 reflects the best job by a head coach appointed during a regular season since the NFL-AFL merger in 1970. On Dec. 15, 1996, the Bengals extended Coslet's contract for four years, through the 2000 season. Over the next three seasons, the Bengals posted marks of 7-9, 3-13, 4-12 with him at the helm. Following an 0-3 start to the 2000 season, Coslet stepped down from the Bengals.

While the Bengals head coach, the Cincinnati offense continued to thrive. Running back Corey Dillon joined the club in 1997 and proceeded to put together four consecutive 1,000-yard rushing seasons, including a single-season club-record 1,435 yards in 2000.

Coslet originally returned to the Bengals in 1994 as offensive coordinator, assigned to recharge an attack which had fallen in 1993 to a franchise-low, ranking 27th in the league in total yards. By 1996, the Bengals offense under Coslet stood as one of the NFL's most-improved units, ranking 10th in the league in total offense. Showing improvement each year, the 1994 Bengals scored 89 more points than the '93 club, and the '95 team topped the '94 total by another 73 points. The 162-point difference between the 1993 total (187 points) and the 1995 total (349 points) was the biggest gain in the league during that time period.

His 1994 offense was led by wide receiver Carl Pickens who recorded 71 receptions for 1,127 yards and an AFC-high 11 touchdown receptions. His counterpart on the other side of the formation, Darnay

Scott, led the AFC with an 18.8 yards-per-catch average. In 1995, quarterback Jeff Blake was at the helm of the AFC's fourth ranked passing offense, leading the AFC with 326 completions and 28 touchdown passes. Pickens continued his dominance with an AFC-high 99 receptions and an NFL-high 17 touchdowns. Despite taking on the duties of head coach in October, Coslet's 1996 offense was fifth in the NFL with 372 points. Pickens was third in the NFL with 100 receptions and 12 receiving touchdowns. His 1,180 receiving yards was the third best total in the AFC.

From 1990-93 Coslet served as the head coach of the New York Jets. With the Jets, he oversaw an offense that finished in the NFL's top 10 in two of his last three years (sixth in 1991 and ninth in 1993). Posting a 26-39 record in New York, he led the 1991 club to the playoffs, the franchise's only postseason appearance in an 11-year period (1987-97).

In 1986 Coslet was promoted to offensive coordinator for the Cincinnati Bengals. During his first term at the helm of the offense, the Bengals twice had the NFL's No. 1-ranked offense ('86, '88), twice had the league's top rushing attack ('88 and '89) and three times led the AFC in total offense ('86, '88 and '89).

In 1989 Cincinnati was fourth in the NFL in scoring with 404 points. Quarterback Boomer Esiason led the way with the NFL's second best quarterback rating (92.1) and touchdown passes (28). Running back James Brooks ran for 1,239 yards and led all NFL backs with a 5.6 yards-per-carry average.

Coslet's 1988 squad led the NFL in scoring with 448 points, including a league-high 27 rushing touchdowns on their way to Super Bowl XXIII. Running back Ickey Woods was second in the league with 15 rushing touchdowns while gaining 1,066 yards on 203 carries (5.3 avg.). Brooks added another 931 rushing yards and 14 touchdowns (eight rushing and six receiving). Esiason led the NFL with a 97.4 quarterback rating. His 28 passing touchdowns was an AFC high. Receiver Eddie Brown led the league by almost four yards with a 24.0 yards-per-catch average, hauling in 53 passes for 1,273 yards and nine touchdowns.

In 1987, Coslet assembled the NFL's fourth ranked rushing offense, racking up 2,164 yards despite having no back with more than 570 yards. Esiason was second in the NFL in passing yards with 3,321.

His 1986 squad led the NFL in rushing touchdowns with 24 and was third in the league in scoring with 409 points. Running back James Brooks ran for 1,087 yards and led the NFL with a 5.3 yards-per-carry average. Quarterback Boomer Esiason, in just his third year in the NFL, was second in the league with 3,959 passing yards and led the NFL with 8.44 yards-per-pass attempt.


Coslet began his coaching career with the San Francisco 49ers in 1980 as the club's tight ends coach. He moved the following year to the Bengals, where he would spend the next nine seasons. He was special teams and tight ends coach from 1981-83, helping get the team to Super Bowl XVI in 1981. From the 1984-85 seasons, Coslet coached the team's wide receivers.

Before turning to coaching, Coslet spent eight seasons as a Bengals tight end, earning a reputation for toughness and competitiveness while catching 61 passes for 878 yards and nine touchdowns.

Coslet, born Aug. 5, 1946, was a football standout at Joint High School in his hometown of Oakdale, Calif., and he played at the University of the Pacific from 1965-67. He entered the NFL as a player as a free agent signed by the Bengals in 1969.

Coslet is an avid golfer. He's a member of the Oakdale, Calif., Sportsman Hall of Fame, and also a member of the University of the Pacific Sports Hall of Fame. Coslet's wife, Kathy, is a Cincinnati native. They have two children, son, J.J., and daughter, Amy. In 1996, J.J. was a member of Dartmouth College's undefeated Ivy League championship football team.

**Bruce Coslet** – Born August 5, 1946, Oakdale, CA. Tight End University of the Pacific 1965-67. Pro: Tight End Cincinnati 1969-76. Pro Coach: San Francisco 49ers 1980, Cincinnati Bengals 1981-89 and 1994-2000 (head coach 1996-2000), New York Jets 1990-93 (head coach), joined Dallas in 2002.



## Gary Gibbs

### Linebackers

**Oklahoma**

**NFL: 1st Year ★ Cowboys: 1st Year**



New to the staff and the NFL in 2002 will be linebackers coach Gary Gibbs. Although a newcomer to the NFL, Gibbs is certainly no newcomer to the sidelines, bringing 22 years of coaching experience – including six as a head coach at the University of Oklahoma – to the Cowboys.

Gibbs takes over a unit that was one of the club's strongest and most dependable in 2001. Dat Nguyen led the club with 172 tackles, the second best single-season total in club history, while Dexter Coakley earned his second Pro Bowl invitation and finished second on the team with 134 stops. Rookie Markus



Steele stepped into the starting lineup on the strong side mid-season and performed like a veteran, logging 51 tackles on the year. Added to that mix in 2002 will be former Pro Bowler Kevin Hardy.

Gibbs comes to Dallas after consecutive one-year assignments as the defensive coordinator at Louisiana State University (2001) and the University of Georgia (2000). The LSU Tigers compiled a 10-3 record last fall, winning the Southeastern Conference title and the Nokia Sugar Bowl. Gibbs' defensive unit finished the year ranked 21st nationally in rushing yards allowed and also led the SEC in interceptions with 18, picking off at least two passes in six of 12 games.

While at Georgia, his unit ranked 19th in the nation in total defense and 12th in scoring defense, allowing just 18 points-per-game.

Gibbs had a 23-year career at the University of Oklahoma as a player, assistant and head coach. During that time, the Sooners played in 16 bowl games and won three national titles.

During his six seasons as the head coach at Oklahoma, Gibbs guided the Sooners to three bowl games and an overall record of 44-23-2. In his first three seasons after taking over the program from Barry Switzer, Gibbs continued the school's pattern of success, improving Oklahoma's record each season, from 7-4 as a rookie head coach, to 8-3 in the second year. A 9-3 season in 1991, his third year at the helm, included a 48-14 win over Virginia in the 1991 Gator Bowl. After slipping to 5-4-2 in 1992, Gibbs guided the Sooners to another 9-3 season in 1993, including a 41-10 win over Texas Tech in the John Hancock Bowl.


Gibbs began his coaching career as a graduate assistant under Switzer at Oklahoma in 1975. In 1978, he was promoted to the position of linebackers coach. In 1981, Gibbs was named the Sooners defensive coordinator, and he held that post until taking over as head coach in 1989. During his tenure as Oklahoma's defensive coordinator, the Sooners captured the 1985 national title, and their defense led the nation in total defense three straight years (1985-87) and twice finished first in rushing defense (1986 and 1987). Among the players who prospered under Gibbs's tutelage were Lombardi Award winner Tony Casillas, two-time Butkus Award winner Brian Bosworth and co-Thorpe Award winner Rickey Dixon.

Gibbs was a linebacker at Oklahoma from 1972 to 1974, a span that saw the Sooners post a 29-4-1 record and finish No. 1 in the nation in 1974 – with Gibbs recording 114 tackles as a starter. Oklahoma was ranked second in the nation in 1972 and they finished third nationally in 1973. Before joining the coaching staff at Oklahoma, Gibbs went to training camp with the New England Patriots as a free agent in 1975.

He earned his undergraduate degree in marketing from Oklahoma in 1974 and his master's degree in business from his alma mater in 1976.

A native of Beaumont, Tex., Gibbs lettered in both football (linebacker) and baseball (shortstop) at Spring Branch, Tex., High School. He and his wife, Jeanne, have two daughters, Whitely and Jordan.

**Gary Gibbs** – Born August 13, 1952, Beaumont, Tex. Linebacker Oklahoma 1972-74. College coach: Oklahoma 1975-94 (head coach 1989-94), Georgia 2000, Louisiana State 2001. Pro coach: joined Cowboys in 2002.



## Galen Hall

### Running Backs

Univ. of the Pacific  
NFL: 1st Year ★ Cowboys: 1st Year



When Galen Hall last coached Cowboys running back Emmitt Smith (1989), he served as the University of Florida head coach, and Smith was closing a collegiate career as the most prolific runner in Florida Gator history. The pair is reunited in 2002 with Hall directing the Dallas Cowboys running backs, while Smith zeroes in on Walter Payton's all-time NFL rushing record of 16,726 yards. Smith, who gained 3,928 yards in just three seasons under Hall's tutelage in Gainesville, is just 540 yards short of Payton and legendary NFL status.

A 37-year veteran in the coaching profession, Hall brings valuable experience to the Dallas staff as a solid offensive mind who has head coaching experience at both the college and professional level.

Most recently, he guided the Orlando Rage of the XFL to a 7-4 regular season record and a postseason playoff berth in 2001.

Prior to that, he was one of the most successful head coaches in the history of NFL Europe. From 1995 to 2000, he guided the Rhein Fire to a 36-27 record and league titles in 1998 and 2000.

Hall's additional coaching experience in professional football includes head coaching assignments with the Arena Football League's Charlotte Rage (1994) and the Orlando Thunder of NFL Europe (1992).

His Thunder team of 1992 reached the World Bowl and Hall earned league coach of the year honors. He was also an assistant with Orlando in 1991.


Hall, who was the head coach at the University of Florida from 1984 to 1989, recruited Smith to Gainesville in 1987 and was the Gators' head coach throughout Smith's three-year collegiate career. In five-plus years at Florida, Hall compiled a 40-18-1 record. His teams won two Southeastern Conference Championships, and he was named the Associated Press' National Coach of the Year in 1984. Over the last 75 years of Florida Gator football, Hall's winning percentage of .703 was second only to the .824 winning mark compiled by Steve Spurrier.

For 18 years, from 1966-83, Hall served as an assistant coach for Oklahoma Sooners squads that compiled a 157-43-5 record and captured national championships in 1974 and 1975. He was the Sooners offensive coordinator from 1973 to 1983. While in Norman, Hall was a part of 15 Sooners clubs that made postseason bowl trips. Hall began his career as an assistant coach at West Virginia (1964-65).

A native of Altoona, PA, Hall was a two-year starter at quarterback for Penn State under legendary head coach Rip Engle. He went on to play for the Washington Redskins (1962) and New York Jets (1963) before starting his coaching career.

Hall and his wife Elaine reside in Irving, TX.

**Galen Hall** – Born August 14, 1940, Altoona, PA. Quarterback Penn State 1958-61, Pro Quarterback Washington 1962, N.Y. Jets 1963. College Coach: West Virginia 1964-65, Oklahoma 1966-83, Florida (head coach) 1984-89. Pro Coach: Orlando (NFLEL) 1991-92 (head coach 1992), Charlotte (AFL) (head coach) 1994, Rhein (NFLEL) (head coach) 1995-2000, Orlando (XFL) (head coach) 2001, joined Dallas in 2002.



## Steve Hoffman

**Kickers/  
Defensive Quality Control**



**Dickinson College  
NFL: 14th Year ★ Cowboys: 14th Year**

Since joining the Cowboys in 1989, Steve Hoffman has undertaken the unenviable task of identifying and developing young kickers and punters. His challenges over the past 13 years have been highly visible, and his impressive results have allowed him to develop an outstanding reputation around the NFL.

Hoffman has successfully recruited six rookie or first-year free agent kickers to Dallas. All five – Ken Willis, Lin Elliott, Chris Boniol, Richie Cunningham, Tim Seder and Jon Hilbert – kicked at least 15 field goals in their first NFL season. Using six different placekickers over the past nine years, the Cowboys have connected on 260-of-325 field goal attempts for a success rate of 80.0% – including playoffs and two Super Bowls.

Hoffman has also brought three rookie free agent punters to Dallas – John Jett, Toby Gowin and Micah Knorr. Hoffman helped develop Jett into a four-year veteran who performed on two Super Bowl Championship clubs and Gowin into one of the league's top young punters and kickoff specialists. Over the past nine seasons, these two and Knorr combined to average 42.1 yards-per-punt – including post-season play.

The 2001 season represented a new challenge for Hoffman. Normally given an entire offseason to find a replacement kicker, a mid-season ankle injury to Seder gave Hoffman one week to find a suitable temp for the job. That turned out to be Jon Hilbert, a first-year kicker Hoffman first brought to camp in 2000. Seder started the year 11-of-17 on field goals, and Hilbert stepped right in, hitting 11-of-15 – including nine of his final 11 kicks of the season. The pair combined to hit a field goal in the final 12 games of the season, the third longest streak of games with at least one field goal in club history.

In 2000 Hoffman successfully introduced a rookie kicker and punter to the rigors of the NFL. Both flourished in their first professional season, with Knorr establishing a club rookie record with a gross punting average of 42.8 yards-per-punt. Doubling as the Cowboys kickoff specialist, Knorr had the second highest percentage of touchbacks (17.5% – 10-of-57) in the league. Seder connected on his first seven and 13 of his first 14 field goal attempts to open his pro career. He finished his first season by setting a club record for field goals made in a season by a rookie, hitting 25-of-33. His 75.8% accuracy rate marked the second highest percentage for a rookie in club history, just missing the club mark of 75.9% (Chris Boniol – 1994).

Hoffman's expertise in developing battle-ready kicking specialists was no more evident than in 1997, when he introduced Cunningham and Gowin to the pressures of performing in the NFL. Cunningham responded to the challenge by hitting 34 of his first 37 career field goal attempts, including a mid-season



streak of 18 straight successful attempts. After finishing the 1997 season as the NFL's second leading scorer with 126 points, Cunningham was named All-Pro by the Associated Press and *The Sporting News*.

Gowin turned in a season-long average of 41.8 yards, and his net average of 35.4 was second best among all NFL rookie punters. His kickoffs averaged 66.6 yards and he registered 12 touchbacks. Gowin capped his best season in Dallas in 1999 by averaging 43.2 yards-per-attempt (seventh in the NFL) before leaving for New Orleans via free agency.

Both Boniol and Jett departed the Cowboys following the 1996 season after very productive careers in Dallas. Boniol nailed his last 27 straight field goal attempts in 1996, after hitting his last 25 in a row in 1995. He closed his three-year Cowboys career by hitting on 81-of-93 field goals (87.1%), while Jett crafted a four-year average of 41.9 yards-per-punt.

As a rookie in 1994, Boniol hit on 22-of-29 field goal attempts (75.9%) to set a team record for field goal percentage by a rookie. In 1995, Boniol hit on 27 of his 28 field goal attempts (a team record 96.4% and the second best mark in NFL history at the time), and he also scored 127 points to establish a club-record for points by a kicker.

In 1993, Hoffman brought free agent punter John Jett to the NFL. The newcomer responded by finishing the year third in the NFL in net punting average (37.7).

Hoffman discovered a pair of rookie free agent placekickers in 1990 and 1992, and each went on to establish Dallas records for scoring by a rookie. In 1990, Ken Willis set the mark with 90 points, and in 1992, rookie Lin Elliott shattered that standard by scoring 119 points.

After joining the Cowboys as kicking coach in 1989, Hoffman added quality control duties in 1990. He currently coordinates computer scouting of Cowboys future opponents, while providing internal analysis of the Cowboys own tendencies and productivity.

From 1985-87, Hoffman oversaw kickers at the University of Miami, where one of his charges was Jeff Feagles, an 11-year pro who punted for Seattle last season. Hoffman also was a top instructor for Ray Pelfrey's kicking camps, where his students included Barry Helton, who booted for the San Francisco 49ers, and Brian Hansen, the Saints' all-time leading punter.

Hoffman spent two springs in Italy as offensive coordinator of the Bellusco Seahawks (1987) and Rho Blacknights (1988). In the fall of 1988, he coached at Sunset High School in Miami.

In 1983, Hoffman punted for the Washington Federals of the USFL. He also went to training camp with the Redskins in 1981 and 1983, Seattle in 1984 and New Orleans in 1985.

Born in Camden, NJ (9/8/58), Hoffman starred in baseball and football at York Suburban High School in York, PA. He earned All-Mid-Atlantic Conference honors at Dickinson College, where he played quarterback, running back and wide receiver while handling the punting and kicking duties. Hoffman earned a Bachelor of Arts degree in economics from Dickinson and a Master of Science in sports administration from St. Thomas (FL). He resides in Coppell, TX, and has a daughter, Micaela (10/18/95), and son, Lucas (5/29/97).

**Steve Hoffman** – Born September 8, 1958, Camden, NJ. Quarterback-running back-wide receiver Dickinson College 1979-82. Pro punter Washington (USFL) 1983. College coach: Miami 1985-87. Pro coach: joined Dallas in 1989.



## Jim Jeffcoat

### Defensive Ends

**Arizona State**

**NFL: 5th Year ★ Cowboys: 5th Year**



After spending two years as Dallas' assistant defensive line coach, Jim Jeffcoat took over the responsibility of coaching the Cowboys defensive ends in 2000, and his young charges showed dramatic improvement in each of the past two seasons. Hired as a full-time Dallas assistant in 1998, Jeffcoat often calls upon his 15 years of NFL playing experience to help tutor the Cowboys who now follow in his footsteps as one of the franchise's most productive and consistent defensive ends.

In 2001, the Dallas defense made a tremendous turnaround from the previous year, allowing 1,710 rushing yards, a figure that was 927 fewer yards than the club allowed during the 2000 season. Those numbers represented the largest turnaround by any defensive unit in the NFL in 2001. The Cowboys defensive line played a key role in that performance. Greg Ellis led Dallas in sacks (six), quarterback pressures (26) and forced fumbles (four). He also led all defensive linemen in tackles with a career-high 83 (fourth on the team), and he was third on the team in tackles for losses (seven for minus 12 yards). After Ebenezer Ekuban was felled with a season ending back injury in Week 1, Jeffcoat tutored his replacement, Peppi

Zellner, to a fine season. Zellner finished second on the team in quarterback pressures (22) and fourth in sacks (3.5).

In 2000, Jeffcoat's first year overseeing the defensive ends, his unit accounted for 16.5 of Dallas' 25 sacks, with second-year end Ekuban leading the way with 6.5. Ellis tied for the team lead in tackles behind the line of scrimmage with seven totaling losses of 16 yards while posting 77 tackles to lead all linemen. Under Jeffcoat's guidance, both players overcame adversity with character and persistence. Ekuban handled the responsibility of starting at an early stage in his career while fighting through injuries, while Ellis was forced to battle back from a severely fractured leg that brought an abrupt end to his 1999 season.

In 1999, Jeffcoat assisted with a Cowboys defensive line that produced three linemen who each totaled over 50 tackles for the year. Chad Hennings led the way with a career-high 92 tackles, while Kavika Pittman added a career-high 74 and Ellis recorded 59 in 13 games. Ellis led the team with 7.5 sacks. Pittman also finished second on the team with 10 passes defended, the highest total for a Cowboys lineman since Ed "Too Tall" Jones batted down 14 in 1988. First-round draft choice Ekuban saw action in Dallas' defensive end rotation and earned All-Rookie honors from *Pro Football Weekly* and *Football News*.

In 1998, Ellis became the first Dallas Cowboys rookie to start a season at defensive end since Bob Lilly in 1961. Ellis, who topped all defensive linemen with 63 tackles, led four Dallas defensive linemen that finished with more than 50 tackles – Pittman (59), Hennings (55) and Leon Lett (51). It marked the first time since 1990 that four linemen had recorded over 50 tackles in a season.

Jeffcoat joined the coaching ranks after finishing his playing career with 102.5 career sacks, 745 tackles and 194 quarterback pressures. Jeffcoat played in 227 games from 1983 to 1997, placing him among the top 40 players all-time in number of games played. He spent the first 12 years of his career with Dallas after being selected in the first round of the 1983 NFL Draft, and he was a member of the Cowboys' teams that won Super Bowls XXVII and XXVIII. Jeffcoat has played for or coached with all five head coaches in Cowboys history.

During his 12-year stint with the Cowboys, Jeffcoat totaled 698 tackles, 94.5 sacks and 149 quarterback pressures. His best season in Dallas was 1989, when he finished with a career-high 100 tackles, a career-high 42 quarterback pressures, 11.5 sacks and a career-high three fumble recoveries. He registered five seasons with 70-or-more tackles and five seasons with 10-or-more sacks in Dallas. He tied the Cowboys team record for sacks in a game when he registered five sacks at Washington on Nov. 10, 1985.

Jeffcoat was a three-year starter at Arizona State University from 1980-82, where he earned All-PAC 10 and honorable mention All-America honors. He was inducted into the Arizona State Hall of Fame on Oct. 22, 1994 after being named to the all-time Fiesta Bowl team in 1991. Jeffcoat earned All-America football honors at Matawan, NJ, Regional High School while also lettering in wrestling.

Jeffcoat was awarded the New Jersey Sportswriter's Association Unsung Hero Award for his community service in 1991. At the Cowboys' 2000 training camp, Jeffcoat and his defensive players participated in the club's tackling hunger "Lineman Weigh-In" sponsored by Campbell Soup, donating a total of 21,064 cans of soup to The Salvation Army Irving Corps and Faith Mission Food Bank in Wichita Falls. He earned his bachelor's degree in communications and his Masters in Business Administration from ASU. He and wife Tammy have four children: Jaren (10/1/87), twins, Jackson and Jacqueline (12/26/90), and Jasmine (2/15/99).

**Jim Jeffcoat** – Born April 1, 1961, Cliffwood, NJ. Defensive End Arizona St. 1979-82. Pro Defensive End Dallas 1983-94, Buffalo 1995-97. Pro coach: joined Dallas in 1998.



## Joe Juraszek

### Strength and Conditioning

**New Mexico**  
**NFL: 5th Year ★ Cowboys: 5th Year**



Joe Juraszek (pronounced jer-ASS-ick) joined the Cowboys staff as the strength and conditioning coach in February, 1997 and implemented a hands-on approach that stresses strength development, cardiovascular conditioning, flexibility and speed work. His ability to tailor workout programs to individual player needs based on the player's input and workout history has earned him the respect and admiration of the players and the coaching staff.

The rapport Juraszek, along with his assistants Bennie Wylie and Tony Ollison, has developed with the players is evident in the number of participants in his offseason conditioning program each spring. The impact of this intensive program can be seen on the field with the continued successes and health of seasoned veterans Emmitt Smith and Darren Woodson and in the continued development and contributions



from younger players like Flozell Adams, Quincy Carter, Dexter Coakley, Greg Ellis, Dat Nguyen, Solomon Page and Peppi Zellner.

Along with overseeing the strength and conditioning programs for the team, Juraszek also works with the Cowboys medical staff implementing rehabilitation programs for injured players. His work within these rehab programs has allowed players to return to the playing field quickly and, usually, stronger.

Juraszek came to Dallas after serving as the University of Oklahoma strength coach from 1993-96. He joined the Sooners after serving as the strength coach at Texas Tech University from 1987-92. He was a graduate assistant and then a full-time assistant strength coach for Oklahoma from 1981-86.

He attended the University of New Mexico from 1976-81, where he played linebacker and defensive end for the Lobos while earning a bachelor's degrees in Physical Education/Health and Economics. He added a master's degree while serving as a graduate assistant strength coach at Oklahoma.

In January, 2001, Juraszek was a panel member for the "Get & Stay Fit" Family First Town Meeting hosted by WFAA-TV, Dallas' ABC affiliate. He joined Dr. Kenneth Cooper, founder and president of the Cooper Fitness Center and Clinic in Dallas, and Dr. Joel Steinberg, Medical Director of Children's Medical Center of Dallas, in providing advice on exercise training, preventative health tips and the latest facts on dieting.

A native of Chicago, IL (6/8/58), Juraszek and his wife, Camille, have a daughter, Nikki Jo, and a son, J.D.

**Joe Juraszek** – Born June 8, 1958, Chicago, IL. Linebacker/Defensive End New Mexico 1976-80. College coach: Oklahoma 1981-86, 1993-96, Texas Tech 1987-92. Pro coach: joined Dallas in 1997.



## Andre Patterson

### Defensive Tackles



**Montana**

**NFL: 6th Year ★ Cowboys: 3rd Year**

Regarded as one of the NFL's finest teachers of defensive line play, Andre Patterson was hired to coach the Cowboys defensive tackles prior to the start of the 2000 season. His abilities to mold and develop young players has shown solid progress with the impressive performances of players such as Michael Myers and Brandon Noble in 2001. The addition of La'Roi Glover in 2002 will provide veteran experience and leadership to one of the club's most rapidly improving areas.

In 2001, the Dallas defense made a tremendous turnaround from the previous year, allowing 1,710 rushing yards, a figure that is 927 fewer yards than the club allowed during the 2000 season. Those numbers represented the largest turnaround by any defensive unit in the NFL in 2001. The Cowboys defensive line played a key role in that performance. Michael Myers enjoyed a very solid year, closing out the 2001 season seventh on the team in tackles with a career-high 72 stops. He also tied for second on the club with 3.5 sacks, while his 18 quarterback pressures were the third highest total registered by a Dallas defender. Fellow tackle Brandon Noble was also tied for second on the team in sacks with 3.5, while leading the team in fumble recoveries with two. Rookie John Nix made an impressive debut by finishing the year tied for second in forced fumbles (two) while tallying 22 tackles and four quarterback pressures.

In his first year on the job (2000), season ending injuries to starting defensive tackles Chad Hennings and Leon Lett forced Patterson to accelerate the learning and development process for several young players, and, by season's end, his youngsters were providing solid results. Second-year man Brandon Noble had a career-high 69 tackles and ranked third on the team in quarterback pressures with 10, while third-year man Michael Myers added a then career-best 46 tackles.

Before joining the Cowboys, Patterson's three previous years in the NFL were all spent with teams that advanced to the playoffs – Minnesota (1998 and 1999) and New England (1997).

In two seasons with the Vikings (1998-99), Patterson worked with two of the top pass rushers in NFL history in John Randle (106 career sacks) – who recorded double-figure sack totals in both seasons under Patterson – and Chris Doleman (150.5 career sacks). In 1999, the Vikings defense finished fifth in the NFC in fewest points allowed (335), while Randle led the team in sacks (10). In addition, Duane Clemons finished second on the team with a career-high nine sacks.

In 1998, Patterson led a unit that was a big part of the Vikings defense that shut out opponents in 29-of-73 quarters (including playoffs), held the opposition to 296 points (sixth best in the NFL) and had the second best turnover ratio (+14) in the NFL. Randle led the squad in sacks (10.5) and quarterback hurries (80), while defensive end Derrick Alexander had a career-high 7.5 sacks.

Patterson joined the Vikings for the 1998 season after spending the 1997 season as a defensive assistant with the New England Patriots. In his first NFL season, he helped guide the Patriots to a 10-6 record and the AFC Eastern Division title. Patterson spent most of his time working with defensive line coach Ray Hamilton. The Patriots finished the campaign with 45 sacks, the second highest total in team history. New England's defense tied for fourth in the NFL in turnover margin (+10) and fifth in the NFL against the run.

Prior to joining the Patriots, Patterson spent three seasons as the head coach at Cal-Poly-San Luis Obispo (1994-96). When he arrived at Cal-Poly, the school had just made the jump from Division II to I-AA. In his first season as a head coach, Patterson led the Mustangs to the American West Conference title with a 7-4 record and earned American West Coach of the Year honors. The following season, the Mustangs finished second in the country in passing yards (344.9 ypg) and total offense (495.9 ypg), second only to Montana, the eventual I-AA national champion. The Mustangs averaged 37.4 points-per-game, sixth in the country, and placed two players on the All-America team.

Prior to joining the Mustangs, Patterson coached the defensive line at Washington State for two seasons (1992-93) under former Cougars and current Cowboys defensive coordinator Mike Zimmer – his second stint with Zimmer. While with the Cougars, Patterson coached future NFL linemen Chad Eaton and Lewis Bush. The pair helped set a Pac-10 single-season record with 60 sacks in 1992.

In 1990, Patterson joined the staff at Cornell for two seasons as the defensive line coach. In 1990, Cornell claimed the Ivy League title, powered by a defensive unit which ranked second in the conference.

In 1989, Patterson served as the defensive coordinator at Western Washington University. That year, his defense set an NAIA record for limiting an opponent to minus nine yards passing in a game. He first crossed paths with Zimmer in 1988 when Patterson was coaching the defensive line at Weber State and Zimmer was defensive coordinator.

Patterson coached at St. Monica, CA, High School, in 1987-88. In 1983, he accepted a teaching and coaching position at Renton High School in Washington, where he served as the defensive coordinator and offensive line coach from 1983-86.

Patterson began his coaching career as a graduate assistant at his alma mater, the University of Montana, in 1982.

Patterson played two seasons at Contra Costa Junior College as an offensive lineman before transferring to Montana in 1981. He played one season at Montana before knee injuries ended his playing career.

Andre Patterson was an all-league center and nose guard at Harry Ells High School in Richmond, VA. He earned his Associate of Art degree from Contra Costa Junior College in San Pablo, CA, in 1980. Patterson received his bachelor's degree in secondary education from the University of Montana in 1983. He was a keynote speaker on Academics and Athletics for the National Rainbow Coalition Convention with Reverend Jesse Jackson. Patterson and his defensive line participated in the Chunky NFL Tackling Hunger Lineman Weigh-In. The group weighed-in at 21,064 cans of Campbell's soup which was donated to the Irving Salvation Army and Faith Mission Food Bank in Wichita Falls, TX. Patterson coached the El Cerreto boys baseball team to a second place finish to Cuba in the 1979 Boys Baseball World Series. He and wife Donna have a son, Andre Jr. (5/19/92), and a daughter, Ashmera (8/13/98).

**Andre Patterson** – Born June 12, 1960, Camdon, AR. Offensive line Contra Costa J.C. 1978-80, Montana 1981. College coach: Montana 1982, Weber State 1988, Western Washington 1989, Cornell 1990-91, Washington State 1992-93, Cal Poly-San Luis Obispo 1994-96 (Head Coach). Pro coach: New England 1997, Minnesota 1998-99, joined Dallas in 2000.



## Clancy Pendergast

### Secondary

**Arizona**

**NFL: 8th Year ★ Cowboys: 7th Year**



Entering his seventh season in Dallas, Clancy Pendergast faces a stiff challenge in 2002 as he tries to top his rookie year as the Cowboys secondary coach. In his first season at the controls of the Dallas secondary, Pendergast oversaw a unit that finished the season third in the NFL in pass defense for the second straight season. Darren Woodson led the unit with 131 tackles and a team-high three interceptions. Manning the corners were two first-time starters, second-year player Mario Edwards and NFL Europe veteran Duane Hawthorne. This pair combined to hold opponents to 180.6 passing yards-per-game.

After four years (1996-99) serving the dual role of defensive assistant/quality control for the Cowboys, Clancy Pendergast oversaw the club's defensive nickel package in 2000. Despite starting five different



line-ups and eight different players in the secondary over the course of the 2000 season, the Dallas defense finished the year third in the NFL in pass defense. Darren Woodson (123) and Ryan McNeil (101) each topped the 100-tackle plateau, while Phillippi Sparks, who joined the team the week of the season opener, led the team with five interceptions.

In his first four seasons with Dallas, Pendergast's work as a defensive assistant, helping with the linebackers in particular, was an integral part of the defense's success. During that time, he helped incorporate youngsters Dexter Coakley, Randall Godfrey, Darren Hambrick and Dat Nguyen into the lineup as valuable contributors. Coakley evolved from a rookie third-round draft choice in 1997 to a Pro Bowl selection in 1999 and 2001. In 1999, Coakley also led the club with four interceptions – the most by a Dallas linebacker since Lee Roy Jordan had six in 1975.

The play of Dallas' linebackers in 1998 helped the Cowboys improve their run defense from 24th to 12th in the NFL. Coakley led the group with 127 tackles, second on the team, Fred Strickland finished third on the team with 117 stops, and Godfrey totaled 115 tackles to finish fourth.

The Cowboys linebackers also finished 1997 as the team's second, third and fourth leading tacklers. Godfrey led the group with 149 stops. Coakley started all year at weakside linebacker and recorded 136 tackles, the club-record for tackles by a rookie.

In 1996, the Dallas linebackers were led by Fred Strickland, who recorded a team and career-high 153 tackles. Pendergast worked closely with rookie draft pick Godfrey, helping him earn a starting spot at strongside linebacker by Week 11 against Green Bay (11/18/96).

Pendergast spent the 1995 season with the Houston Oilers as a defensive assistant and quality control coach. He joined the Oilers from Alabama-Birmingham, where he was named the tight ends coach in January of 1995. Prior to his short stint at UAB, Pendergast spent the 1993-94 seasons working with the tight ends and as an advance scout at Oklahoma. In 1992, Pendergast was a defensive assistant at Southern Cal. After earning his bachelor's degree from Arizona (1990), Pendergast worked the 1991 season as a graduate assistant at Mississippi State, helping with the receivers and working as an advance scout.

Pendergast (11/29/67) is a native of Phoenix, AZ.

**Clancy Pendergast** – Born November 29, 1967, Phoenix, AZ. College coach: Mississippi State (Graduate Assistant) 1991, Southern Cal 1992, Oklahoma 1993-94. Pro Coach: Houston Oilers 1995, joined Dallas in 1996.



## Greg Seamon

**Tight Ends/  
Offensive Quality Control**



**Franklin College**  
**NFL: 1st Year ★ Cowboys: 1st Year**

With 18 years of college coaching experience, Greg Seamon will take over the responsibility of coaching the Cowboys tight ends while also handling the offensive quality control duties in 2002. He brings to the Cowboys an outstanding resume as an offensive coach at the college level, having served as an offensive coordinator in each of his last three college coaching assignments: Miami of Ohio (1999-2000), Cincinnati (1995-1998) and Akron (1991-1994).

During his two-year stint at Miami of Ohio, Seamon oversaw a quick-strike attack that scored touchdowns in 60 seconds or less 17 times. While serving four years as the offensive coordinator at the University of Cincinnati, Seamon developed one of the most balanced offenses in the history of the program. His offensive strategy helped the Bearcats lead Conference USA in rushing in both 1996 and 1997 and was ranked 14th in the nation following the 1997 season. Following that 1997 season, Cincinnati went to its first bowl game in 47 years, posting a 35-19 win over Utah State in the Humanitarian Bowl. Prior to Cincinnati, Seamon served as offensive coordinator at the University of Akron.


A well-traveled assistant, Seamon has coached from the Pacific to the Atlantic and a number of places in between. In 1987, Seamon joined the staff at Navy, where he served as quarterback coach through 1988. He accepted his first offensive coordinator position at University of the Pacific in 1985 and stayed through 1986, when the Tiger rushing attack ranked seventh in the nation. Seamon joined Army's staff in 1983, serving as the offensive line coach until evolving to running backs coach in 1984, when his Cadet backs led the nation in rushing. That squad posted an 8-3-1 record and beat Michigan State 10-6 in the Cherry Bowl, the first bowl game in Academy history. He began his college coaching career with a two-year tenure as a graduate assistant at Purdue (1981-1982), coaching tight ends and special teams in 1981 and outside linebackers in 1982.

Seamon began his coaching career in 1977 as the defensive coordinator at Bishop Chatard High School in Indianapolis, IN. He also served as the head baseball coach from 1979-80.

Seamon played football and baseball at Franklin College in Indiana before earning a degree at Marian College in Indianapolis, IN, in 1977. He later earned an M.A. in American Literature from the University of the Pacific in 1990.

A three-sport prep standout, Seamon garnered all-conference accolades in football, basketball and baseball at North Dearborn High School in Logan, Ind. He has three children, Gwen, Courtney and Meredith.

**Greg Seamon** – Born July 24, 1955, Bright, IN. Quarterback Franklin College 1973. College Coach: Purdue 1981-82, Army 1983-84, University of the Pacific 1985-86, Navy 1987-88, University of Akron 1991-94, University of Cincinnati 1995-98, Miami (OH) University 1999-2000. Pro coach: joined Dallas in 2002.



## Frank Verducci

### Offensive Line

**U.S. Merchant Marine Academy**  
**NFL: 4th Year ★ Cowboys: 1st Year**



Frank Verducci was named the Dallas Cowboys offensive line coach on Feb. 20, 2002. He comes to Dallas after serving as the Cincinnati Bengals tight ends coach for the past three years.

In Dallas, Verducci takes over a group that is anchored by one of the game's finest offensive linemen in seven-time Pro Bowler Larry Allen. A pair of young tackles, Flozell Adams and Solomon Page will join Allen in helping Emmitt Smith on his march toward the NFL all-time rushing record.

Success in the running game has been a constant companion of Verducci's throughout his coaching career. While at Cincinnati, his tight ends played a key role in the production of running back Corey Dillon. In Verducci's three years with the Bengals, Dillon rushed for 3,950 yards, including an NFL single game record 247 yards against Denver in 2000. The Bengals ranked second in the NFL in rushing in 2000 (144.6 yards-per-game) and finished sixth in the league in 1999 (128.2).

Prior to joining the Bengals, Verducci spent 12 seasons with Hayden Fry at the University of Iowa, including the last seven seasons as the offensive line coach. While in Iowa City, he coached 11 offensive linemen that went on to enter the NFL from 1993 to 1998. Four of his former Iowa linemen (Casey Weigmann – Chiefs, Ross Verba – Browns, Mike Goff – Bengals and Jeremy McKinney – Browns) were starters in the NFL in 2001. In addition, Verba is the only rookie left tackle to ever start in the Super Bowl (XXXII).

Verducci's offensive lines paved the way for record setting performances by several Hawkeye players. Running back Tavian Banks set school records for rushing yards in a game (314) and a season (1,691), and Sedrick Shaw set the school's career rushing mark with 4,156 yards.

The Hawkeyes established single game rushing records for the Sun Bowl (1995) and the Alamo Bowl (1996). The 1994 Iowa line established a school record for fewest sacks allowed (10), while the 1997 group helped the Hawkeyes earn the Big Ten rushing title.

A native of Glen Ridge, NJ, Verducci had other college assistant coaching assignments at Northwestern (1987-88), Iowa (1985-86), Northern Illinois (1984), Maryland (1981-83) and Colorado State (1980).

At Maryland, Verducci helped coach the Terps to berths in the Aloha (1982) and Citrus (1983) Bowls. His bowl experience at Iowa include two trips each to the Rose Bowl (1986 and 1991), Holiday Bowl (1986 and 1991), Alamo Bowl (1993 and 1996) and Sun Bowl (1995 and 1997).

Verducci played fullback and tight end at the U.S. Merchant Marine Academy – Kings Point and went on to receive his bachelor's degree from Seton Hall University. He and his wife, Noel, have a son, Jack (10), and a daughter, Cameron (4).

**Frank Verducci** – Born March 17, 1957, Glen Ridge, NJ. Tight End/Fullback U.S. Merchant Marine Academy – Kings Point 1975. College Coach: Colorado State 1980, Maryland 1981-83, Northern Illinois 1984, Iowa 1985-86, 1989-98, Northwestern 1987-88. Pro Coach: Cincinnati Bengals 1999-2001. Joined Dallas in 2002.





# Wade Wilson

## Quarterbacks



**East Texas State**

**NFL: 3rd Year ★ Cowboys: 3rd Year**

Wade Wilson returned to Dallas as an assistant coach in 2000 after 19 years as an NFL quarterback – including three years with Dallas (1995-97). Along with his playing experience, Wilson has now overseen two of the most tumultuous seasons in Dallas quarterback history, coaching six different starting quarterbacks in his 32 games as the club's quarterback coach.

Wilson was forced to call on all his knowledge and experience as he helped prepare four different starting quarterbacks for action during the 2001 season. It was the first time in club history four different players started at quarterback for Dallas in the same season. The Cowboys opened the season with a rookie quarterback for just the third time in franchise history when Quincy Carter took the field against Tampa Bay. That game began the Cowboys quarterback carousel, as injuries forced Carter from the lineup for eight of the next nine games. During that span, Anthony Wright earned three starts – including a win at Washington – Clint Stoerner led the club in two games – including a win over Arizona – and Ryan Leaf took the helm for three games in November. Carter returned to the lineup in December and guided the Cowboys to three wins in their final six games.

Wilson's first year on the job was just as hectic as four different quarterbacks saw action during the season, the first time in club history four different players saw action at quarterback in the same season. Troy Aikman started 11 games but was forced to miss five starts and parts of three other games with injuries. Randall Cunningham relieved Aikman on two occasions and started three other games in his place. Stoerner, in his rookie year, saw action in one game early in the year in place of Cunningham before giving way to newcomer Wright. Wright earned the starting nod in the final two games of the season against the N.Y. Giants (12/17) and Tennessee (12/25).


A former Pro Bowler, Wilson joined the coaching ranks after a 19-year playing career. Only four other players in NFL history have played more seasons than Wilson. He was originally an eighth-round draft choice (210th overall) of the Minnesota Vikings in 1981 and led them to three playoff appearances, including the 1987 NFC Championship Game, during his 11 years with the team. He also spent time with the Atlanta Falcons (1992), New Orleans Saints (1993-94), Dallas Cowboys (1995-97) and Oakland Raiders (1998-99). He served as Aikman's backup on the Cowboys Super Bowl XXX championship team in 1995.

Wilson completed his career with a 75.6 quarterback rating on 1,391-of-2,428 passing for 17,283 yards. His best statistical year was 1988 when he led the NFC with a 91.5 quarterback rating and completed 204-of-332 passes (61.4%) for 2,746 yards, 15 touchdowns and nine interceptions. His 61.4% completion rate led the NFL that season. During his three years in Dallas, Wilson threw for 585 yards, one touchdown and four interceptions on 58-of-96 passing for a 63.9 rating. He earned one start (at Washington, 12/22/96) in his three-year stay in Dallas.

He was a four-year letterman and three-year starter at East Texas State University, where he earned NAIA All-America and Lone Star Conference MVP honors as a senior while leading the conference in passing and total offense. He completed 338-of-668 passes for 4,414 yards and 32 touchdowns during his four years with the Lions. He played high school football at near-by Commerce, TX, High School.

Charles Wade Wilson majored in business management at ETSU, and he has his real estate license and his SEC-series seven registration. Wilson has four children; Travis Wade, Hayden, and twins Coleton and Sophie.

**Wade Wilson** - Born February 1, 1959, Commerce, TX. Quarterback East Texas State University 1977-80. Pro Quarterback Minnesota 1981-91, Atlanta 1992, New Orleans 1993-94, Dallas, 1995-97, Oakland 1998-99. Pro Coach: joined Dallas in 2000.



# Mike Zimmer

## Defensive Coordinator



**Illinois State**

**NFL: 9th Year** ☆ **Cowboys: 9th Year**

After helping shape the Cowboys pass defense into one of the NFL's best in the second half of the 1990s, Mike Zimmer was handed the responsibility of coordinating the Cowboys defense on Feb. 1, 2000. After two years at the helm, Zimmer has earned respect and recognition around the NFL with the dramatic improvement the Dallas defense has made. The retooled Cowboys have become younger, quicker and better in a very short period of time. The makeover has come with its share of growing pains, but the fourth NFL defensive ranking that the unit posted in 2001 is a testament to Zimmer's ability to teach and motivate.

In 2001, the Dallas Cowboys allowed 1,710 rushing yards, a figure that was 927 yards less than the club allowed during 2000. That figure represented the largest turnaround in the NFL in 2001. The Dallas defense jumped from 31st against the run in 2000 to 13th in 2001, allowing an average of 106.9 yards-per-game. The club's overall defense showed a 730-yard improvement in 2001 when compared to the previous season, marking the NFL's fifth best improvement and jumping the club from an overall NFL ranking of 19th in 2000 to fourth in 2001. The Cowboys were third in the NFL (second in the NFC) in pass defense, giving up 180.6 yards-per-game. The unit gave up fewer than 200 passing yards in seven of its last nine games, while allowing only one opposing quarterback to throw for more than 300 yards. Linebacker Dexter Coakley earned his second Pro Bowl selection in leading one of the NFL's fastest and most improved units.

The Cowboys 2000 defense battled through a string of injuries that forced a total of five key starters to miss a combined 33 games. The Dallas pass defense once again finished near the top of league rankings, finishing third in the NFL (second in NFC) by allowing only 168.3 passing yards-per-game. Despite struggles early in the season, Zimmer's troops improved to finish the season 19th in the NFL (ninth in NFC) in total defense, allowing 333.1 yards-per-game.

Prior to being promoted to defensive coordinator, Zimmer spent five years as Dallas' defensive backs coach and a year as a defensive assistant working with the nickel defense. In six years under Zimmer's watchful eye, the Cowboys pass defense surrendered an average of 190.6 passing yards-per-game, the second lowest figure in the league over that time span (Philadelphia - 187.4). In addition to finishing as one of the top two pass defenses in the league three times in that time frame, Dallas is the only team to have allowed fewer than 176.0 passing yards-per-game over a season three times.

Despite using five different starting lineups in the secondary in 1999, Zimmer's defensive backfield helped the Cowboys pass defense finish fourth in the NFC. The unit also tied for sixth in the league with 24 interceptions and returned four for touchdowns, tying the club record (1985, 1995). The Cowboys defense also limited seven opponents to 190 yards or less passing. Sanders earned his fourth consecutive trip to the Pro Bowl, while Darren Woodson finished third on the team with 128 tackles.

In 1998, the Cowboys were able to hold eight opponents to 200 yards passing or less, including four to 160 yards or less. Sanders led the team with five interceptions totaling 153 return yards to earn his third consecutive Pro Bowl berth, while Woodson earned his fifth straight Pro Bowl appearance after leading the team with 136 tackles.

The Cowboys finished 1997 at or near the top of several NFL pass defense categories, including fewest completions allowed (253 - first), net yards-per-pass play (4.94 - third) and yards gained-per-completion (10.74 - third). The Cowboys also held five opponents to less than 120 yards passing and 12 to 176 yards or less. Woodson earned a spot on the NFC Pro Bowl squad for the fourth consecutive year, while Sanders earned his sixth career Pro Bowl honor.

In 1996, Smith returned from a ruptured Achilles tendon to tie for the team lead with five interceptions. Woodson earned his third consecutive Pro Bowl berth after finishing with 118 tackles and five interceptions to tie Smith for the team lead. Sanders intercepted two passes, knocked away another nine and recovered a team-high three fumbles to earn his fifth career Pro Bowl selection (first with Dallas).

In his first season as defensive backs coach in 1995, Zimmer lost Smith for the year with a ruptured achilles in the season opener and did not have Sanders' services until Week Nine. Despite the injuries, the secondary surrendered only 204.5 passing yards-per-game, and Dallas returned four interceptions for touchdowns, tying the club record. In addition, Woodson earned his second career Pro Bowl berth.

As a defensive assistant in 1994, Zimmer worked with the Dallas nickel defense, which helped the secondary finish as the top ranked pass defense in the league (172.0 passing yards-per-game). Woodson, who earned his first Pro Bowl trip, tied for the team lead with five interceptions to lead a defense that picked off 22 passes during the year.

Before joining the Dallas staff, Zimmer spent five seasons as the defensive coordinator/secondary coach at Washington State. Zimmer's 1989 Cougar defense established a school record with 24 intercep-



## MIKE ZIMMER

tions and 48 sacks. In 1993, the Cougars finished eighth in the nation in total defense (298 yards-per-game) and second in rushing defense.

Prior to joining the Cougars' staff, Zimmer was an assistant at Weber State College from 1981-88. He was on the same staff with current Cowboys Head Coach Dave Campo during the 1981-82 seasons. Zimmer coached inside linebackers from 1981-84, while adding the duties of defensive coordinator in 1983. From 1985-88, he served as coordinator and oversaw the secondary.

Zimmer began his coaching career as a part-time assistant on defense at the University of Missouri in 1979, coaching, among others, All-Pro cornerbacks Eric Wright (49ers) and Johnnie Poe (Saints).

Zimmer was a two-time all-conference quarterback at Lockport, IL, High School in 1972-73, playing for his father Bill, who played football at Bradley and later with the 49ers. Mike also earned all-conference honors in wrestling and baseball.

Zimmer went on to play quarterback at Illinois State University in 1974. After redshirting the 1975 season, he suffered a broken thumb in the spring of 1976 and was moved to linebacker. A neck injury, suffered during the 1976 season, led to surgery and the end of his playing career. He graduated with a Bachelor's degree in physical education in 1979.

Born in Peoria, IL, Mike and wife Vikki have three children, Adam, Marki and Corri.

**Mike Zimmer** - Born, June 5, 1956, Peoria, IL. Quarterback-Linebacker Illinois State 1974-76. College coach: Missouri 1979-80, Weber State 1981-88, Washington State 1989-93. Pro coach: joined Dallas in 1994.



## Tony Ollison

**Assistant Strength and Conditioning Coach**




Tony Ollison joined the Cowboys strength and conditioning department in the spring of 2000. He works closely with strength coach Joe Juraszek implementing player workout programs.

Ollison was the assistant strength and conditioning coach at the University of Arkansas from 1998 until coming to Dallas in the spring of 2000. He started his career in the weight room as a graduate assistant at Arkansas in 1993. He was a graduate assistant in the University of Tennessee weight room in 1994 before serving as the Volunteers assistant strength and conditioning coach from 1995-97 while finishing his masters in sports administration.

Ollison played defensive tackle for Arkansas (1986-90), totaling 63 career tackles despite missing all but one game his senior season. He played on two Southwest Conference championship teams while earning his degree in communications. He tried out with the Indianapolis Colts as a rookie free agent in 1991 and was drafted by the San Antonio Riders of the World League in 1992.

Ollison (3/10/68) and his wife Sherry have a son, Kobe.



## Bennie Wylie

**Assistant Strength and Conditioning Coach**




Bennie Wylie is in his fourth season as Dallas' assistant strength and conditioning coach. He works closely with strength coach Joe Juraszek implementing player workout programs.

Wylie spent the spring heading the strength and conditioning program for the Dallas Desperados arena football team, a property of the Dallas Cowboys.

Prior to coming to Dallas, Wylie was the assistant strength coach at Sam Houston State University, where he was a four-year letterman in football from 1994-97. He was an All-Southland Conference running back as a senior in 1997 after averaging 4.8 yards-per-carry and leading the Bearkats in rushing. In 1994, he was named the Bearkats Freshman of the Year. He finished his course work while working in the weight room and graduated with a bachelor's degree in kinesiology in May, 1999.

A Mexia, TX, native, (7/11/76), Wylie lettered in basketball, track, baseball and power lifting at Mexia High School. He finished third in the state power lifting competition as a senior in 1994.



## Larry Lacewell



**Director of College and  
Pro Scouting**

Larry Lacewell joined the Cowboys as Director of College Scouting in May of 1992 and has coordinated Dallas' NFL Draft efforts since 1993. He became the Cowboys' Director of College and Pro Scouting in the spring of 1994, adding the responsibility of coordinating the scouting efforts of all pro personnel to his college scouting duties. Lacewell now directs the Cowboys personnel evaluation for all college prospects, as well as all personnel with the NFL's 31 other teams and in NFL Europe.

Lacewell witnessed his roster rebuilding efforts pay dividends in 2001 as 18 players drafted over the past four years played major roles as starters or significant contributors during the season. Showing improvement as the season progressed, this group posted a 3-2 mark in the month of December.

The 2001 draft provided Dallas another influx of talent as all nine draft choices were on the roster, with Quincy Carter and Markus Steele providing the biggest impact. Carter posted a 3-5 record as the starting quarterback, matching the combined win total of the other 10 quarterbacks drafted in 2001. Steele stepped into the starting lineup at strongside linebacker at mid-season and finished the year with 51 tackles on the NFL's fourth ranked defensive unit.

Impact players from the 2000 draft include cornerback Mario Edwards, who started 15 games in 2001 for the NFL's third ranked pass defense, running back Michael Wiley, who continues to see significant playing time on third downs, and linebacker Orantes Grant, who is a major contributor on special teams while getting spot duty at linebacker.

In 1999, seven of the Cowboys eight draft selections earned spots with the club, with six making significant contributions from Day One. After two seasons, six of the nine draft choices have become starters: DE Ebenezer Ekuban, OL Solomon Page, LB Dat Nguyen, DE Peppi Zellner, TE Mike Lucky and G Kelvin Garmon.

The Cowboys also enjoyed a productive draft in 1998, as seven of the nine drafted players earned roster spots. The top three picks of 1998, DE Greg Ellis, T Flozell Adams and DT Michael Myers have become the foundation of the club's current defensive and offensive lines. Ellis and Adams earned *Football Digest* All-Rookie honors.

In 1997, all nine of the Cowboys' draft selections made the club. The class was highlighted by Dexter Coakley, who started all 16 games at linebacker, earned All-Rookie recognition and was the NFL's Defensive Rookie of the Month for October. Coakley earned his first Pro Bowl selection in 1999, his third year as a professional, and returned again following the 2001 season.

In 1996, seven of the nine players Dallas selected in the draft went on to earn a Cowboys roster spot. That class was highlighted by Randall Godfrey, who earned a starting linebacker spot by mid-November on a defensive unit that finished the year third in the NFL.

In Lacewell's first four drafts (1993-96), 27 of the 35 players selected by the Cowboys earned roster spots. The highlight of those classes is offensive lineman Larry Allen, who was drafted in the second round of the 1994 draft. Allen has earned Pro Bowl honors each of the past seven years and is considered one of the NFL's finest offensive linemen. Of the 27 players that earned roster spots, seven moved into the starting lineup by their third season, including Allen and linebackers Darrin Smith (1993) and Randall Godfrey (1996), who earned starting spots as rookies.


Lacewell joined the NFL after a distinguished career in collegiate coaching and athletic administration. Most recently, Lacewell served as defensive coordinator at Tennessee (1990-91). The 1990 Vols captured the SEC Championship and defeated Virginia in the Sugar Bowl. In 1991, Tennessee finished second in the SEC and earned a Fiesta Bowl berth.

As the athletic director and head coach at Arkansas State (1978-89), Lacewell compiled a record of 69-48-4. He was named the Southland Conference's Coach of the Year on three occasions, while the Indians captured two conference titles under his direction.

Lacewell began his coaching career at Alabama in 1959. Following two seasons with the Crimson Tide, he moved on to Arkansas State (1961), Arkansas A&M (1962-63), Kilgore Junior College (1964-65), Oklahoma (1966), Wichita State (1967) and Iowa State (1968). Lacewell rejoined the Sooners' staff in 1969 as assistant head coach/defensive coordinator and helped Oklahoma to six Big Eight titles and two national championships in nine years.

A native of Fordyce, AR, Lacewell (2/12/37) attended Fordyce High School and then played halfback at Arkansas A&M from 1955-59. In 1996, Lacewell was inducted into the Arkansas Sports Hall of Fame. He and his wife Criss have two sons, Bryant and Logan.





## Bryan Broaddus



**Assistant Director of  
Pro Scouting**

Bryan Broaddus joined the Cowboys in 1999 as the assistant director of pro scouting. His responsibilities include evaluating talent and tracking player movement and development within the NFL and NFL Europe. Broaddus came to the Cowboys after one year as the assistant director of pro scouting for the Jacksonville Jaguars. Prior to his time in Jacksonville, Broaddus was the coordinator of college scouting for the Philadelphia Eagles in 1997. He played a key role in drafting Eagles Pro Bowlers Tra Thomas and Jeremiah Trotter. He spent the 1991-96 seasons handling the day-to-day operations of the college scouting department for the Green Bay Packers, helping the Packers win Super Bowl XXXI. From 1990-91, he worked for the NFL as an assistant in the personnel department of the World League.

Bryan Broaddus played center for Louisiana State from 1982-86 and graduated with a general studies degree in 1988. He served as a student assistant coach for LSU in 1988 and the assistant recruiting coordinator at Texas A&M in 1989. Broaddus was born Dec. 12, 1963 in Dallas. He and wife Cathy Shulman reside in Plano, TX.



## Tom Ciskowski



**Assistant Director of  
College Scouting**

Tom Ciskowski joined the Cowboys scouting department in 1992, working his first year as a scout administered by the BLESTO Scouting Combine. He became an area scout in 1993, working in the West for six years before moving to scout the Southeast from 1998-2000. In 2001, he was named Assistant Director of College Scouting. From this position, Ciskowski sees first hand the top college prospects in the land.

Before becoming a scout, Ciskowski spent 15 years in the coaching ranks, the first two (1977-78) as an assistant at Pawhuska, OK, High School. In 1979, he moved into the college coaching ranks, becoming the defensive backfield coach at East Central University in Ada, OK. While at ECU, he earned his Masters degree in athletic administration. The following year he moved to Arizona State University, working with the defensive line as a graduate assistant for the 1980-81 seasons.

In 1982, Ciskowski moved to Oklahoma State, joining the staff as an assistant to former Dallas offensive line coach Tony Wise, before becoming the offensive line and tight-end coach at Wichita State in 1984. After that season, Ciskowski joined the University of Miami as a volunteer assistant, working with former Dallas defensive coordinator Butch Davis and the defensive line.

From 1986-89, Ciskowski worked with the offensive and defensive lines, first at New Mexico State for two seasons, and then at UNLV for two more. Before coming to Dallas, he coached the defensive line at College of the Sequoias in Visalia, CA, from 1990-91. Thirteen of the team's players went on from the junior college to play Division I football in 1992.

A native of Medford, OK, Ciskowski attended Medford High School, then earned his Bachelors degree from Cameron University, where he also played football. He and wife Jan live in Coppell, TX, with sons, Jeremy and Joshua.



## Jeff Ireland




**National Scout**

Jeff Ireland joined the Cowboys scouting department in 2001 as one of the teams national scouts. Ireland comes to Dallas after spending four years (1997-2000) as an area scout for the Kansas City Chiefs. Prior to his time in Kansas City, he spent three years (1994-96) evaluating talent for the National Football Scouting combine.

Before becoming a full-time talent evaluator, Ireland was the special teams coach at the University of North Texas from 1992-93. He was the placekicker at Baylor University from 1988-91, finishing his collegiate career third on the Bears all-time scoring list with 213 points. His 45 career field goals, which include a 58-yard effort against Rice in 1991, established a school record for field goals made.

Ireland, an Abilene, TX, native, is the stepson of Kansas City Chiefs Hall of Fame center/linebacker E.J. Holub and the grandson of former Philadelphia Eagles player and longtime Chicago Bears personnel man Jim Parmer. Jeff and wife Rachel have twin daughters, Haley and Hannah, and a son, Riley.



## Jim Garrett



**Northeast Area Scout**

Jim Garrett has spent 37 of the past 38 seasons as a coach or scout in the NFL, including the last 15 as the northeast area scout for Dallas.

Although a member of the Cowboys staff since 1987, Garrett also scouted for the Cowboys in 1968-69 and 1974-75. Prior to his first stint in Dallas, Garrett served two seasons as a scout for the BLESTO Scouting Combine. He then coached with the N.Y. Giants (1969-73) before returning to Dallas. Garrett was also an assistant with New Orleans (1976-77) and Cleveland (1978-84). After a season as the head coach at Columbia, he scouted for Buffalo in 1986.

An all-conference fullback at Utah State, Garrett played for Philadelphia (1954), the British Columbia Lions (1955), the N.Y. Giants (1956) and the Ottawa RoughRiders (1957).

He began his coaching career at the Coast Guard Academy in 1958. After one season at Lehigh, Garrett became head coach and athletic director at Susquehanna University, where he compiled a 40-3-1 record and was later inducted into the school's Hall of Fame. Susquehanna also honored him in 2001 with the naming of an athletic complex building, the James W. Garret Sports Complex.

The Rutherford, NJ, native (6/19/30) attended Rutherford High School, where he was a member of the first induction group of the school's Hall of Fame in April, 1996. He went to spring training with the Pittsburgh Pirates following his rookie year in the NFL.

He and wife Jane have eight children – Jim, Jane, Jennifer, Janine, Jill, John, Jason and Judd – and 24 grandchildren. John, a receiver who went to camp with Dallas in 1988, is the tight ends coach with the Bengals. Jason a former Cowboys and N.Y. Giants quarterback. Judd, a running back who was on the Cowboys practice squad in 1993, is the wide receivers/offensive quality control assistant with the Dolphins.





## Tommy Hart



West Area Scout

Tommy Hart became the Cowboys West area scout in 1998 after spending two seasons (1996-97) as the club's defensive ends coach.


As Dallas' defensive ends coach, Hart helped the team register 75 sacks during his two seasons, including 12 by Tony Tolbert in 1996.

Hart, who was inducted into the State of Georgia Sports Hall of Fame in 1993, was an assistant defensive line coach for the San Francisco 49ers from 1983-91 and a part of three Super Bowl champion teams. Hart's 1985 defensive line helped the 49ers register 60 sacks, the second highest total in team history. He moved to the 49ers scouting department for the 1992-93 seasons.

Hart, who has spent 30 of the last 34 years in the NFL as a player, assistant coach or scout, finished his playing career in 1980 with the New Orleans Saints after spending two years with the Chicago Bears and 10 years with the San Francisco 49ers. Originally a 10th round draft choice of the 49ers in 1968, he registered a career-high 17 sacks in 1972, and he set a 49ers club record with six sacks in a single game against the Rams in 1976 on his way to All-Pro and Pro Bowl honors. Hart was a two time winner (1972 and 1976) of the Len Eshmont Memorial Award, given annually to the 49ers player who best exemplified the inspirational and courageous play of Len Eshmont.

Hart earned second team NAIA All-America honors as a senior at Morris Brown College after earning all-conference honors for three consecutive years. Hart earned four letters in football as an offensive guard/tackle and defensive tackle and three letters in track as a sprinter/shot putter.

Born in Macon, GA (11/11/44), Tommy and his wife, Cherrie, have four daughters.



## Jim Hess



Midwest Area Scout

Jim Hess joined the Cowboys as an area scout for the Midwest in 1997 after 37 years in the coaching ranks, where he compiled a career winning percentage of .610 at all levels of coaching. He spent 22 of the 23 years between 1974-96 as a college head coach at Angelo State (1974-81), Stephen F. Austin (1982-88) and New Mexico State (1990-96) and earned conference coach of the year honors in each of the conferences in which his teams participated. In 1989, he served as athletic director for S.F.A.

Hess led New Mexico State to its first winning season in 14 years with a 6-5 mark in 1992 and was named the Big West Coach of the Year. He posted a 47-30-2 (.608) record, the highest winning percentage of any coach in school history at Stephen F. Austin, including five winning seasons and the schools first-ever conference title (1985). At Angelo State, Hess led the Rams to six Top 20 rankings and the 1978 I-AA national title with a 14-0 record. He posted a 65-23-3 (.731) mark, the highest winning percentage in school history during his time there and remains one of just a handful of men to win more than 100 games at the I-AA level.

A native of Farmersville, TX, Hess is a 1959 graduate of Southeastern Oklahoma, and he earned his masters degree from North Texas State in 1966. He began his coaching career at the high school level at Farmersville (1959). He then coached at McKinney, TX (1961-62), Rockwall, TX (1963-64) where his team captured the 1963 Class AA state championship and Kilgore, TX (1965-66) high schools. In 1967, he became an assistant coach at Rice University (1967-70) before returning to the high school ranks as the head coach at Sterling (1971) in Baytown, TX. In 1972, he joined Angelo State as an assistant coach.

Hess has been a guest coach in the CFL and is the director/organizer/owner of the Angelo Football Clinic in San Angelo, TX. The annual summer clinic has grown to over 1,800 visiting high school and college coaches from around the country.

Hess and his wife, Carol, have two daughters and seven grandchildren.



## Walter Juliff



**Southeast Area Scout**

Walter Juliff, entering his 18th season as a NFL scout, served as Assistant Director of College Scouting for the Cowboys from 1995-2000 after spending the previous eight years as a national and area scout. In 2002 he will cover the Southeast area for the Cowboys. He was also responsible for signing college free agents from 1992-2000.

Before becoming a full-time scout, Juliff spent two seasons as a graduate assistant at the University of Texas. He was also an assistant with the Abilene Cooper H.S. football team in 1980, the Houston-Kingwood H.S. football and baseball team in 1981 and the Kerrville Tivy football and track teams in 1982.

Juliff began his coaching career as a graduate assistant at Angelo State, where he spent two seasons. In 1978, the Rams went undefeated and won the NAIA national championship, then lost in the national semifinals the next year. A native of San Angelo, TX (6/22/56), Walter starred in football and as a hurdler in track at Central High School.

Juliff, who lives in Austin, TX, earned his Bachelors degree from San Angelo State, where he also ran track, and his MBA from Texas. He and former Cowboys quarterback Jerry Rhome are cousins.



## Henry Sroka



**BLESTO Scout**

Henry Sroka joined the Cowboys in 1999 after 18 years as a college coach. He serves Dallas as a scout administered by the BLESTO Scouting Combine. Sorka first gained NFL experience during a coaching fellowship with the Detroit Lions during training camps in 1991-94.

Prior to joining the Cowboys, Sroka spent the 1998 season as defensive backs coach at the University of Redlands. From 1988-97, he coached running backs under fellow Dallas scout Jim Hess at New Mexico State University and was a part of the school's first winning season in 14 years when the team posted a 6-5 mark in 1992. Prior to that, Sroka was the strength and conditioning coach, kicking coach and defensive backs coach at Wichita State University from 1985-87. He served as a graduate assistant coach at Arizona State from 1981-85, where he worked with the Sun Devils kickers and running backs.

Sroka graduated from St. Mary's College in California in 1978 and went on to earn a masters degree from Arizona State. He was a running back and kicker for St. Mary's, where he was awarded the Albert Rahill Award for team loyalty. Prior to playing for St. Mary's, Sroka was a running back and kicker for the College of San Mateo.

He was born Oct 11, 1954 in Mexico City, Mexico. Sroka and his wife, Linn, are the parents of daughter Maria del Pilar and sons Dominic and Mikael.





## Robert Blackwell

**Video Director**



Robert Blackwell is entering his 22nd year in the Cowboys video department, his 14th as the team's video director. In charge of taping and editing Cowboys' practices and games, Blackwell also edits opponents' tapes and handles the team's photographic needs. He oversaw the change from videotape to digital imaging for Dallas' coaching staff in 2000.

Blackwell is currently serving on the NFL Video Directors sub-committee on video quality control and the sub-committee developing the GSIS system for game day stadium usage.

A native of Garland, TX (12/1/50), Blackwell earned his degree in communications from Stephen F. Austin, and later shot game films for Southern Methodist University's basketball and football teams (1979-84).

He and wife Diana have two children, Nathaniel and Lora Ann.



## Mike McCord

**Equipment Manager**



Mike McCord enters his 14th season with the Cowboys, his 11th in the equipment department and his ninth as the equipment manager.

McCord originally joined the Cowboys in 1989 as the assistant ticket manager, spending two years in that capacity before moving to the football operations department in 1991. Before coming to Dallas, McCord spent two-and-a-half years with the University of Texas athletic department, one-and-a-half years as a part-time student assistant before receiving his B.B.A. and then one year as a full-time intern.

A native of Clovis, NM (11/6/64), McCord graduated from Roosevelt High School in San Antonio, TX, and spent two years attending Southwest Texas State before transferring to the University of Texas. He and wife Jan live in Flower Mound, TX, with their daughter, Megan, and son, Brock.



## Bucky Buchanan


**Assistant Equipment Manager**



William Andrew "Bucky" Buchanan is entering his ninth year as the Cowboys' assistant equipment manager. Buchanan officially joined the Cowboys in 1994 after spending many weekends and summers in the equipment room helping his father, "Buck" Buchanan, the Cowboys equipment manager from 1973-93.

Before coming to the Cowboys, Buchanan spent one-and-a-half years with Willis Medical in Richardson, TX, and 10 years with the Skaggs Alpha Beta grocery store chain.

A native of Plano, TX, Buchanan (6/9/61) graduated from Plano High School. He and wife Amy have two sons - Thomas II and Brett.



## Jim Maurer

**Head Athletic Trainer**



Jim Maurer is in his seventh year as the Cowboys head athletic trainer and his 13th season as a Cowboys athletic trainer. Maurer took over responsibility of the athletic training department after serving as a Cowboys' assistant athletic trainer for six years. He served as a graduate assistant with Dallas for two seasons prior to being hired full-time in 1990.

Maurer was elected to the Professional Football Athletic Trainers Society Executive Board as the NFC head trainer representative in 1999.

A Dallas native (3/8/65), Maurer received his BA degree in physical education in 1988 from Southern Methodist University, where he worked with the football and swim teams. He worked as a summer assistant with the Kansas City Chiefs in 1987, after spending 1986 with the Cowboys in the same capacity.

Maurer and wife Rosanne live in Flower Mound, TX, with their sons, Nicholas and Benjamin.



## Britt Brown

**Associate Athletic Trainer**



Britt Brown, in his seventh year as a member of the Cowboys athletic training staff, supervises the Cowboys medical rehabilitation program and assists with treatment programs. His rehabilitation program was instrumental in the return of speed wide receivers Joey Galloway and Raghib Ismail following season-ending knee injuries during the 2000 season, and in 2001 he accomplished a similar feat with tight end Mike Lucky and defensive end Peppi Zellner. Prior to coming to Dallas, he spent four years (1992-95) with the Miami Dolphins as an assistant athletic trainer.

Before joining the Dolphins, Brown was the head basketball athletic trainer and assistant football athletic trainer at Southern Methodist University from 1989-92, where he also coordinated travel for the basketball team. While earning his bachelor's degree in secondary education/biology with an emphasis in athletic training (1982-87) and his master's degree in physical education/exercise physiology (1988-89) from Texas Christian University, he worked with the Horned Frogs football and baseball teams as a student athletic trainer. Brown worked as a summer assistant for the Cowboys in 1986 and 1987 while attending TCU.

A native of Lampasas, TX (7/6/64), Brown and wife Laura live in Double Oak, TX, with their son, Chase, and daughters, Sydney and Payton.



## Greg Gaither

**Assistant Athletic Trainer**





Greg Gaither returned to the Dallas Cowboys training room in 2001 as an assistant athletic trainer after having served as a graduate assistant for the club from 1997-99. He assists with coordinating player rehabilitation and treatment programs. He came back to the Cowboys after serving as an assistant athletic trainer at Kansas State University, where he worked primarily with the football team. He joined the Wildcats' training staff in a full-time role in 2000 after one year as a graduate assistant with the Wildcat baseball team.

A native of Dallas, TX (10/22/73), Gaither graduated from Southern Methodist University with a Bachelor of Arts degree, and received his Masters of Science from Kansas State University. Gaither and his wife, Leah, reside in Irving, TX.



# The Players





# Flozell Adams

## Tackle

**6'7" ★ 357 ★ 5/18/75****Michigan State****D-2 for '98 (38th overall)****NFL: 5th Year ★ Cowboys: 5th Year**

**GAMES/STARTS** (regular season, playoffs): 1998 (16/12, 1/1), 1999 (16/16, 1/1), 2000 (16/16), 2001 (16/16). Total – 64/60, 2/2.

**PRO:** In four seasons in the NFL, Flozell Adams has proven himself to be one of the league's outstanding young offensive tackles. After seeing extensive time at right guard as a rookie, Adams has now started 48 consecutive games at left tackle since making the switch in 1999. A picture of durability in recent years, his string of 53 consecutive starts is the longest active streak on the club. During that time he has been an integral part of a Dallas line that has allowed just 112 sacks in 64 games (1.8 per game). Over the last four seasons, only two teams have allowed fewer during that time. With tremendous natural strength and athletic ability, he has rapidly developed into one of the NFL's finest performers at tackle and is becoming a fixture on the Dallas line. His natural athletic talents have also made him an imposing figure on the Cowboys field goal/PAT defensive unit, where he has blocked three opponents' kicks in his career. Evidence of Adams' effectiveness in his four seasons along Dallas' offensive line can be seen in Emmitt Smith's rushing production. Over the past four seasons, Smith has rushed for 4,953 yards, the fifth most in the NFL during that time span, and moved within 539 yards of Walter Payton at the top of the NFL's career rushing list. A Dallas back has rushed for over 100-yards 26 times in Adams' 60 career starts. Adams was the Cowboys second-round NFL Draft choice (38th overall) in 1998, making him the highest offensive lineman drafted by Dallas since the team selected Howard Richards with the 25th pick in 1981.

**2001:** As part of a line that helped Dallas finish third in the NFL in rushing at 136.5 yards-per-game, Adams extended his club-long streak of consecutive starts to 53 (48 at left tackle). The 2,184 rushing yards Dallas gained for the season was the second best total by a Cowboys' team in the last 20 years (1995 – 2,201). Also excelling at pass blocking, the line allowed just 34 sacks in 447 pass plays. Just 12 teams allowed fewer in 2001 and only eight teams lost fewer yards due to sacks than the 190 lost by Dallas. For the season, opponents were held to two sacks or less in a game 10 times. That streak started Week One when the vaunted Tampa Bay (9/9) defense was limited to just two sacks while allowing Dallas to rush 23 times for 99 yards (4.3 avg.). The following week saw the line create holes in the San Diego (9/23) defense as Smith ran for 85 yards on 17 carries (5.0 avg.) and moved past Barry Sanders into second on the NFL's all-time rushing list. Adams excelled on special teams at Philadelphia (9/30), blocking his first career PAT after having blocked two field goals in 1999. Against Washington (10/15), Adams helped lead Smith (107 yards) to his first 100-yard rushing game of the season and Dallas to 211 yards on the ground. He was also part of an offensive line that opened the way for Troy Hambrick (127 yards) and Michael Wiley (85) to rush for 207 yards and a 6.3 yards-per-carry average at Atlanta (11/11). Against Philadelphia (11/18), Adams helped Dallas rush for 132 yards on 23 carries (5.7 avg.) against the NFL's eighth ranked run defense. Working against Hugh Douglas most of the day, Adams limited him to one tackle for the game. He helped Dallas to its third 200+ yard rushing day of the season as the Cowboys ran 44 times for 215 yards, including a 102-yard effort from Smith, at Washington (12/2). The pass protection was again stellar against the N.Y. Giants (12/9), as Adams and his co-workers helped limit the Giants, who entered the game ranked fifth in the league in sacks-per-pass play, to two sacks in 29 pass plays. Smith logged a season-high 128 yards at Arizona (12/23), and the offensive line allowed just one sack in 30 pass plays. In the Cowboys upset win over San Francisco (12/30), Adams and the line led the way to 186 rushing yards, including 126 by Smith and limited the 49ers to one sack on 26 pass plays as Quincy Carter threw for a season-high 241 yards. The Cowboys offensive line closed out the season with a sackless performance at Detroit (1/6/02) and led the way as Smith gained 77 rushing yards – putting him over the 1,000-yard mark for the 11th consecutive season, an NFL record.

**2000:** In his second season as the Cowboys starting left tackle, Adams was part of an offensive line that allowed 35 sacks in 480 pass plays on the season. Only 12 teams surrendered fewer sacks than Dallas. In six games, opponents were held to one sack or less. During Troy Aikman's final 172 pass attempts of the season, the Dallas line allowed him to be sacked only four times – once every 43 attempts. In addition to pass protection, Adams helped Smith (1,203) eclipse the 1,000-yard barrier for the 10th consecutive season. Adams' work also allowed the Cowboys to average 4.2 rushing yards-per-carry for the year, a mark the club has topped just twice in the past 12 seasons. Only four NFC clubs posted a better yards-per-carry average in 2000. Adams' blocking at Arizona (9/10) helped limit the Cardinals to one sack in 35 pass plays as Randall Cunningham threw for 243 yards and three touchdowns. Adams helped lead Smith to his first 100-yard rushing game of the year at Carolina (10/1) when Smith romped for 132 yards on 24 carries (5.5 avg.). In the rematch against Arizona (10/22), the Cowboys rushed for 200 yards, includ-





ing 112 by Smith, while allowing just one sack. Against Jacksonville (10/29), Smith again eclipsed the 100-yard mark with 102 yards on 24 carries. Adams helped Smith clear the 100-yard barrier for the third consecutive week at Philadelphia (11/5) as Dallas rushed for 204 yards against the league's ninth ranked defense entering the game. Adams and the offensive line held Cincinnati (11/12) sackless in 37 pass attempts, and then duplicated the feat by holding Minnesota (11/23) without a sack in 43 pass attempts. The line's work against the Vikings also allowed Smith to rush for 100 yards on 12 carries before leaving the game in the third quarter with a concussion. For the sixth time during the season, Adams and company led Smith past the 100-yard mark against Washington (12/10) as he rushed for 150 yards. Against the Redskins, the Cowboys rushed for 242 yards as a team, marking the most rushing yards by the Dallas offense since recording 271 yards on the ground at Philadelphia on Oct. 31, 1993.

**1999:** Adams was the only Dallas offensive lineman to start all 16 regular season games, and he provided the production of a seasoned veteran in his first season at left tackle. He was a key part of an offensive line that allowed just 24 sacks in 531 pass plays (one every 22.1 pass plays), the second fewest sacks allowed in the NFL. The Dallas line also allowed one sack or less in nine regular season games, including five of the final six games. In addition, Adams helped Smith to his highest single season rushing total (1,397) since 1995, while enabling the Pro Bowl running back to collect more 100-yard rushing games (nine) than in any other season in his career other than 1995. In his first NFL start at left tackle, at Washington (9/12), he helped lead the way for a Dallas offense that gained 541 total yards, the highest offensive output by Dallas since Sept. 15, 1985 when the team gained 554 yards against Detroit. In addition, Aikman was sacked just one time in 50 pass plays in the overtime win over the Redskins. The following week, the Dallas line led the way for Smith to gain 109 yards in a win over Atlanta (9/20), marking just the third time in 29 games that the Falcon defense had allowed a 100-yard rusher. In the win over Green Bay (11/14), Adams and Co. provided run blocking that helped spring Dallas' ground game to 149 yards on 34 carries despite Smith missing the entire game with an injury. On special teams, Adams blocked a Ryan Longwell field goal, marking the first blocked field goal by a Dallas offensive player since Doug Cosbie blocked one against the St. Louis Cardinals on Oct. 21, 1979. Two weeks later in the Thanksgiving Day win over Miami (11/25), Adams blocked a 47-yard field goal attempt by Olindo Mare in the second quarter. That effort tied the club record for blocked field goals in a season (two), as Adams became the 11th player in club history to accomplish that feat and the first since Leon Lett in 1994. In that same Miami game, the Cowboys offensive line permitted just one sack in 30 passing plays and helped lead Smith to 103 yards rushing against what was the NFL's sixth ranked defense going into the game. Dallas finished the season as the NFL's sixth ranked rushing offense, averaging 128.2 yards-per-game.

**1998:** Injuries to starting right guard Everett McIver forced Adams into extended work as a rookie. He started 10 games in place of McIver, who suffered serious injuries to both knees. Although inexperienced, and playing a new position, Adams earned All-Rookie recognition and was a key part of a Dallas offensive line that allowed just 19 quarterback sacks – the fewest in the NFL. Adams was marked ready for duty in the Dallas opener against Arizona (9/6), where he was used as a third tight end on short yardage situations. Adams wound up playing the final three quarters of the game at right tackle after starter Erik Williams was ejected. Adams helped the Dallas offense amass 444 total yards (188 rushing) against the Cardinals – both totals were the team's highest since 1996. In addition, the offensive line did not allow a sack of Aikman in 32 pass plays. The next three weeks, Adams saw considerable action at tight end as a short yardage blocker, and earned a starting assignment against Oakland (9/27) as the team opened the game in a two-tight end set. After McIver went down with his first knee injury at Washington (10/4), Adams earned his first start at right guard against Carolina (10/11). Against the Panthers, Dallas rolled up 428 yards of total offense while the line allowed just two sacks in 24 pass plays. In his first five starts at right guard, Adams helped Smith rack up four 100-yard rushing games, including a season-high 163 yards on 29 carries (5.6 avg.) against the N.Y. Giants (11/8). In that battle with the Giants, the Dallas offensive line allowed no sacks to a New York defense that led the NFL in sacks during the 1998 season. Adams did not start against Seattle (11/22), but he entered the game when McIver tore the anterior cruciate ligament in his left knee. Adams started the remaining five regular season games at right guard and earned his first postseason experience by starting against Arizona (1/2/99) in the playoff loss at Texas Stadium.

**COLLEGE:** Adams spent three years in the starting line-up for Michigan State, and during that time, the Spartans went to three straight bowl games for only the second time in school history. They also had a running back top the 1,000-rushing yard mark each season. Adams started the final 28 games of his career at tackle, and in 34 career starts, he helped a Spartan running back reach the 100-yard mark 21 times. As a senior, Adams moved from right tackle to left tackle and picked up All-America honors and was named the Big Ten Offensive Lineman of the Year by the league's head coaches. One of four offensive linemen who were semi-finalist for the Outland Trophy and Lombardi Award, Adams earned postseason invitations to the East-West Shrine Game and Senior Bowl all-star games. He was a second team All-Big Ten selection at right tackle following his junior and sophomore seasons.

**PERSONAL:** A high school All-America and all-state selection as a two-year starter on the offensive line at Proviso West High School in Maywood, Ill., Adams also lettered three times in wrestling and four times in track (shot put). He advanced to the state heavyweight wrestling finals as a junior. Adams earned his degree in criminal justice from Michigan State and is a cousin of NBA guard Hersey Hawkins. Since joining the Cowboys, Adams has participated in the offensive line's support of The RISE School in Dallas with the "First Downs for Down Syndrome" project. In the fall of 2001, the entire offensive line helped paint a Dallas Cowboys Pegasus with the children from The RISE School. The Pegasus, a project to promote the City of Dallas, was donated to the school for a charitable fundraiser.



# Keith Adams

## Linebacker

5'11" ★ 223 ★ 11/22/79

Clemson

FA for '01

NFL: 2nd Year ★ Cowboys: 2nd Year

**GAMES/STARTS** (regular season, playoffs): 2001 (4/0, 0/0).

After injuries struck the Dallas linebacking corps at mid-season, the Cowboys activated Keith Adams from their practice squad. Adams, a quick linebacker with incredible instincts and a knack to get to the ball carrier, adds depth to an already powerful unit while also giving the club a key player on special teams. He was allocated to the Berlin Thunder of NFL Europe this past spring to gain professional experience and much needed playing time.

**2002:** Adams spent the spring with the Berlin Thunder, where he finished second on the team with 55 tackles, while adding a sack and seven passes defended to help the Thunder to their second consecutive World Bowl Championship.

**2001:** Adams was drafted in the seventh round (232nd overall) of the NFL Draft by the Tennessee Titans. He went to training camp with the Titans and recorded one tackle and a special teams stop in limited preseason action. He was released at the end of camp, then signed to the Cowboys practice squad Nov. 8. He moved up to the active roster Nov. 21 and saw his first NFL action on special teams against Denver (11/22). At Washington (12/2), he tied for the team lead with two special teams tackles and saw action with the Dallas goal-line defensive unit. He also added a special teams tackle at Seattle (12/16). He was deactivated for the final three games of the season.

**COLLEGE:** Adams finished his collegiate career leading the Tigers in tackles for losses (19), quarterback pressures (19) and forced fumbles (four). He tied for the team lead in sacks (seven) and was second on the team, sixth in the nation, in tackles (138) to earn All-America honors as a junior. As a sophomore, he earned All-America honors while setting team records for tackles (186) and tackles for a loss (35) – also an Atlantic Coast Conference record – in a season. He set single game records for sacks (four) and tackles for a loss (six) against Duke. He was named defensive MVP of the Peach Bowl against Mississippi State after recording 10 tackles.

**PERSONAL:** The parks, recreation and tourism major was a two-way starter at running back and inside linebacker at Westlake High School in Atlanta, Ga. He registered over 2,200 yards rushing in two years and finished his senior year with 109 tackles. He earned regional offensive player of the year and two-time team offensive player of the year honors. Adams also lettered in wrestling and track. He was the state runner up in wrestling and registered a personal-best 10.8 seconds in the 100 meters. His father, Julius Adams, spent 16 years as a defensive end with the New England Patriots.

**ADAMS' COWBOYS TOTALS**

Year	Solo	Tackles Ast.	Tot.	Sacks	Passes Def.	For. Fum.	Fum. Rec.	Special Teams		
								Solo	Ast.	Tot.
2001	0	0	0	0.0 (0)	0	0	0	1	2	3



# Larry Allen

## Guard/Tackle

6'3" ★ 335 ★ 11/27/71

Sonoma State

D-2 for '94 (46th overall)

NFL: 9th Year ★ Cowboys: 9th Year



**GAMES/STARTS** (regular season, playoffs): 1994 (16/10, 2/2), 1995 (16/16, 3/3), 1996 (16/16, 2/2), 1997 (16/16), 1998 (16/16, 1/1), 1999 (11/11, 1/1), 2000 (16/16), 2001 (16/16). Total – 123/117, 9/9.

**PRO:** As a member of the NFL's All-Decade team for the 1990's, Larry Allen is widely recognized as the NFL's premier offensive lineman, and he has established himself as the most decorated offensive lineman





in Dallas Cowboys history. In eight NFL seasons since being drafted out of tiny Sonoma State, he is already a seven-time All-Pro selection, six times at guard (1995-97, 1999-01) and one at tackle (1998). With his Pro Bowl selection at tackle in 1998, he became just the third player in league history to be selected to the Pro Bowl at more than one offensive line position during his career, joining Bruce Matthews (guard/center) and Chris Hinton (guard/tackle). Allen's Pro Bowl selection in 2001 was the seventh of his brilliant career — setting the standard for most Pro Bowl selections by a Dallas offensive lineman. Emmitt Smith is the only Dallas offensive player to be selected to more Pro Bowls (nine), while Bob Lilly (11), Mel Renfro (10) and Randy White (9) are the only other Cowboys to be selected to the NFC squad more times than Allen. Allen has played all but one position along the offensive line in his eight seasons in Dallas, moving between right tackle (1994), right guard (1995-97), left tackle (1997-98) and left guard (1999-01). During that time, he has been part of a group that has allowed just 208 sacks in 128 games (1.6 per game), fewest in the NFL during that time (Miami is second with 222 sacks allowed). He has also been a member of an offensive unit that has posted the four lowest sacks allowed totals in club history with 18 in 1995, 19 in 1996 and 1998, and 20 in 1994. He has also been a very important part in Smith's race toward the all-time NFL rushing mark. Prior to the start of the 2002 season, Allen has played a role in eight of Smith's 11 one thousand-yard rushing seasons. Smith has gained 10,488 of his 16,187 career yards since Allen joined the Cowboys in 1994. With a career-best bench press of 700 pounds, and a squat lift of 900 pounds, Allen is also considered to be the strongest man to ever play professional football. In March of 2002, Allen signed a contract extension that all but assures the perennial All-Pro will finish his illustrious career as a Dallas Cowboy.

**2001:** Allen closed out the season by being named All-Pro by the Associated Press for the seventh consecutive season. He was also named a Pro Bowl starter at guard, although he did not attend the game in Hawaii due to elbow surgery that was performed after the season (Jan. 18, 2002). It was his seventh consecutive Pro Bowl selection and the most ever by a Dallas offensive lineman. Allen played a key role in a Dallas offensive line that helped the Cowboys finish third in the NFL in rushing at 136.5 yards-per-game. The 2,184 rushing yards Dallas gained for the season was the second best total by a Cowboys' team in the last 20 years (1995 – 2,201). The Dallas offensive line also helped Smith rush for an NFL-record 11th consecutive 1,000-yard season, while Smith also moved into the second spot on the NFL's all-time career rushing list with 16,187 yards. The Dallas offensive line allowed 34 sacks in 447 pass plays in 2001, only 12 teams allowed fewer sacks for the year and only eight teams lost fewer yards due to sacks than the 190 lost by Dallas. Ten times opponents were held to two sacks or less during the season. In the season opener against Tampa Bay (9/9), Allen helped limit All-Pro DT Warren Sapp to one tackle and no sacks, while the Cowboys were able to rush for 99 yards on 23 carries (4.3 avg.). In the Cowboys next game against San Diego (9/23), Allen led the way as Smith ran for 85 yards on 17 carries (5.0 avg.) and moved past Barry Sanders into second on the NFL's all-time rushing list. In the Cowboys Monday night win over Washington (10/15), Allen and Co. helped lead Smith (107 yards) to his first 100-yard rushing game of the season and Dallas to 211 yards on the ground for the evening. At Atlanta (11/11), Allen played a part in an effort that opened the way for Troy Hambrick to gain 127 rushing yards and Michael Wiley to add 85 en route to the Cowboys gaining 207 yards (6.3 avg.) for the day. In a home loss to Philadelphia (11/18), Allen helped Dallas rush for 132 yards on 23 carries (5.7 avg.) against the NFL's eighth ranked run defense. Allen played a key role in Dallas' 20-14 win at Washington (12/2), helping the Cowboys log their third 200+ yard rushing day of the season as the team ran 44 times for 215 yards (4.9 avg.), including 102 yards from Smith. The Cowboys surprise 27-21 win over San Francisco (12/30) was sparked by a Dallas line that helped account for 186 rushing yards, including 126 by Smith. The Cowboys also helped limit the 49ers to one sack on 26 pass plays as QB Quincy Carter threw for a season-high 241 yards. Allen personally limited Dana Stubblefield to three tackles on a day when the Cowboys ran 44 times.

**2000:** For the sixth consecutive season, Allen was selected to the NFC Pro Bowl squad and garnered consensus All-Pro and All-NFC honors for his work on the Dallas offensive line. He was part of a unit that allowed just 35 sacks in 480 pass plays during the year, and six times during the season opponents were held to one sack or less. On the ground, Dallas averaged 4.2 yards-per-carry, a mark the club has topped just twice in the last 12 seasons. Only four NFC clubs posted a better yards-per-carry average. Despite suffering a fractured right hand in practice on July 20, Allen returned to action by the end of preseason and started all 16 games. Against Arizona (9/10), Allen's blocking helped limit the Cardinals to one sack while protecting Randall Cunningham as he completed 24-of-34 passes for 243 yards and three touchdowns. The next week at Washington (9/18), he was a key part of an offensive line that helped Dallas rush for 153 yards and allowed just one sack in 24 pass plays. Smith posted his first 100-yard rushing effort of the season at Carolina (10/1), picking up 132 yards on 24 carries (5.5 avg.). Allen's blocking against Arizona (10/22) keyed the offense as it picked up 347 total yards, including 200 rushing – 112 by Smith – and allowed just one sack. For the second straight week, Smith topped the century mark with 102 yards on 24 carries against Jacksonville (10/29), and he posted his third straight 100-yard game as the Cowboys ran for 204 yards against the league's 10th ranked defense at Philadelphia (11/5). In the Eagles' game, Allen opened a gaping hole that Smith walked through for a second quarter score. Not content to merely run block, the line did not allow a sack in 37 pass attempts against Cincinnati (11/12) or in 43 pass attempts against Minnesota (11/23). In addition, Smith ran for 100 yards on 12 carries against the Vikings before suffering a third quarter concussion. At Tampa Bay (12/3) against the league's sixth ranked defense in sacks-per-pass play, Allen and the line helped limit the Bucs to two sacks in 35 pass plays. Personally, Allen helped limit Warren Sapp to two tackles on the day and the entire Tampa Bay starting defensive line to six tackles. Smith rushed for 150 yards and a touchdown against Washington (12/10) and the NFL's fourth ranked defense. In all, the Cowboys ran for 242 yards against the Redskins, the most by a Dallas offense since recording 271 yards on the ground at Philadelphia on Oct. 31, 1993.





**1999:** Despite starting in his third line position in as many years and missing five games due to injury, Allen was selected to his fifth consecutive Pro Bowl while earning consensus All-Pro honors. He earned this recognition as part of an offensive line that allowed the second fewest sacks (24) in the NFL (Indianapolis – 14) and one or fewer sacks in nine-of-16 games. The Dallas offensive line also led the way for Smith to rush for 1,397 yards. In Allen's first career start at left guard in the season opener at Washington (9/12), he helped lead the way as the Cowboys gained 541 total yards while surrendering only one sack in 50 pass plays. The offensive output against the Redskins was Dallas' highest yardage total since gaining 554 yards on Sept. 15, 1985 against Detroit. Against Atlanta (9/20), he helped lead the way as Smith (109 yards) became just the third player in the last 29 games to rush for over 100 yards against the Falcons. His blocking helped the Cowboys line allow only one sack in 40 pass plays at Philadelphia (10/10), and he helped limit the Redskins (10/24) to no sacks in 32 pass plays. At Minnesota (11/8), Allen's blocking helped spring Smith to 140 rushing yards and two touchdowns in the first half as the Dallas offense rolled up 205 rushing yards for the game. While helping the Cowboys ground game accumulate 149 yards against Green Bay (11/14), Allen sprained the medial collateral ligament in his right knee during the third quarter and did not return. He missed the first game of his career at Arizona (11/21), snapping strings of 97 consecutive games played and 90 consecutive starts. His knee sprain caused him to miss the next four games as well. He returned to the starting lineup at New Orleans (12/24) and helped the Dallas line surrender no sacks on 39 pass plays while helping Smith rush for his eighth 100-yard game of the season. In the season finale against the N.Y. Giants (12/20), Smith recorded his ninth 100-yard game of the year and the line did not allow a sack in 33 pass plays. The Cowboys offensive line closed the regular season by not allowing a sack on the final 94 pass plays of the season. The line again surrendered only one sack in 39 pass plays in an NFC Wild Card Playoff Game at Minnesota (1/9/00) while helping Smith rush for 99 yards, including a Dallas postseason record 65-yarder. Allen underwent arthroscopic surgery on Jan. 18, 2000 to remove loose bodies from his right knee.

**1998:** After starting the final three games of 1997 at left tackle, Allen was penciled into the position from day one of the 1998 season. In his first full season guarding Troy Aikman's blindside, he earned consensus All-Pro and All-NFC honors. When Allen's peers voted him to the NFC Pro Bowl squad at tackle, he became just the third player in league history to be selected to the Pro Bowl at more than one offensive line position during his career. Allen earned that recognition as a vital cog in an offensive line that allowed just 19 sacks for 110 yards in 493 pass plays for the season – fewest in the NFL. His blocking also helped Smith to seven 100-yard rushing days and 1,332 yards. In the season opener against Arizona (9/6), Allen debuted at his new position and helped Dallas amass 444 total yards (188 rushing) – both totals were the highest since 1996. In addition, the offensive line did not allow a sack of Aikman in 32 pass plays. In an October match-up at Washington (10/4), Allen helped lead the way as Dallas had two running backs top the 100-yard mark for just the third time in club history. Smith finished with 120 yards and one touchdown while Chris Warren added 104 yards and two touchdowns. In November, Allen faced four of the NFC's top defensive ends in Hugh Douglas (fifth in the NFC with 12.5 sacks in 1998), Chad Bratzke (ninth with 11.0), Simeon Rice (tied for 11th with 10.0) and John Randle (10th with 10.5). His streak started at Philadelphia (11/2) when he limited Douglas to one tackle and no sacks. The next week against Bratzke and the N.Y. Giants (11/8), his blocking helped Smith rush for 163 yards on 29 carries (5.6 avg.), and the Dallas offensive line allowed no sacks to a Giants defense that led the NFL in sacks in 1998. At Arizona (11/15), Allen, while limiting Rice to one tackle, was part of a line that allowed no sacks to the Cards defense and helped lead Smith to 118 yards and three touchdowns. Seattle brought the AFC's top sacking defense of 1998 into Dallas (11/22) and came away with just one sack (on an Aikman fumble), while the Cowboys ran for 173 yards on the day. Allen closed out his dominating month against John Randle and the Minnesota Vikings (11/26), limiting him to one tackle and no sacks in 81 offensive plays. In addition, Allen helped set a new club record for pass attempts in a game without a sack (57) and led the way as Smith rushed for three touchdowns to tie Marcus Allen's NFL record of 123 career rushing scores. In the regular season finale against Washington (12/27), Allen was part of a blocking unit that saw Smith run for two more touchdowns to break the NFL's all-time rushing touchdown record.

**1997:** After spending part of training camp working at left tackle, Allen returned to his right guard spot for the first 13 games of the season. He started his third season at right guard at Pittsburgh (8/31) and helped Dallas gain 380 total yards, including 295 yards passing while not allowing a sack. This kind of play kept Aikman healthy and in the starting lineup for every game for the third straight season. In a win over Philadelphia (9/15), Allen suffered a strained left hamstring in the second quarter and did not return to action. Following the bye week, he returned to the starting lineup against Chicago (9/28) but was forced out of the game in the second quarter when he did not have the strength in his left leg to effectively block. Allen was back in the starting lineup for good the next week at the N.Y. Giants (10/5). After the loss of Mark Tuinei at left tackle at Washington (10/13), Allen slid out to left tackle in third down passing situations against Philadelphia (10/26) and Washington (11/16). In the Redskins game, the line allowed just one sack in 46 pass plays. Allen became the full-time starter at left tackle against Carolina (12/8) and remained there the final three weeks of the season. Despite moving between guard and tackle during the season, Allen was selected to his third straight Pro Bowl at guard and earned first-team All-Pro honors.

**1996:** Allen earned his second consecutive trip to the Pro Bowl, along with consensus All-Pro and All-NFC honors, while the Dallas offensive line led the NFL by allowing just 19 sacks on the season, one shy of the club record set in 1995. In a win at Miami (10/27), Aikman was sacked just once while completing a season-high 33-of-41 (80.5%) pass attempts for 363 yards and three touchdowns. For the third straight year behind Allen, Smith ran for over 1,200 yards while topping 100 yards on the ground four times, including a season-high 155 yards and three touchdowns against Washington (11/28). In the first round of the






playoffs, Allen's blocking helped lead the Dallas running game to 255 rushing yards against Minnesota (12/28), the second best postseason total in club history. Smith's 6.8 yards-per-carry average in that game was the third best mark in club history.

**1995:** Allen made his first NFL start at right guard in the season opener at the N.Y. Giants (9/4), helping the Dallas offense roll up 459 yards, including 230 rushing yards – the most by the Cowboys since Oct. 31, 1993. It wasn't until the third game of the season that the Dallas front five allowed a sack, and six times in 1995, Allen and the rest of the line held an opponent sackless. For the season, Dallas finished second in the NFL in fewest sacks allowed with a club record 18. In addition, Aikman was healthy and able to start every game for just the second time in his career, helping Allen earn All-Pro honors. In the regular-season finale at Arizona (12/25), Allen's work with the line enabled Dallas to roll up 474 yards of total offense, the most yardage by a Dallas team since Sept. 15, 1985. The Cowboys finished the season ranked fifth in the NFL in total offense, while Smith gained a club record 1,773 yards rushing, captured his fourth NFL rushing title in five years and scored a NFL record 25 rushing touchdowns. Following the season, Allen, who was in just his first year as a starting guard, was one of a club-record four Dallas offensive linemen to be selected to the Pro Bowl, joining Ray Donaldson, Nate Newton and Mark Tuinei.

**1994:** Allen was forced into the lineup four games into his rookie campaign when Tuinei suffered back spasms at Washington (10/2). He received a game ball for his play, which held the Redskins sackless on the day. The next week against the Cardinals (10/9), Allen earned his first NFL start, at left tackle for Tuinei, and held Clyde Simmons to five tackles and no sacks while the offensive line did not allow a sack in 28 pass attempts. It was the first time a rookie offensive lineman had started for Dallas since Nov. 24, 1991 when Williams started at right tackle against Washington. Allen returned to spot duty the next two weeks, but early in the morning on Oct. 24, Williams was injured in an automobile accident and lost for the season. Allen moved into the starting lineup at Williams' right tackle spot for good at Cincinnati (10/30). The following week, he was part of an offensive line that helped Dallas amass 450 total yards against the N.Y. Giants (11/7). Both he and Tuinei received game balls for helping hold the Saints without a sack in the Monday night victory at New Orleans (12/19). With 10 regular season starts, Allen tied Burton Lawless (1975) and Kevin Gogan (1987) for the most starts on the offensive line as a rookie in club history. On his way to garnering consensus all-rookie honors, Allen helped Dallas establish a then team record by allowing just 20 sacks – for losses totaling just 93 yards (fewest yards in the NFL). Smith finished the year third in the NFL rushing race with 1,484 yards, and the Cowboys were fifth in the NFL in rushing yards-per-game. In the playoffs, Allen received a game ball against Green Bay (1/8/95) when the Dallas offense picked up 450 total yards and Aikman completed 23-of-30 passes for 337 yards. Allen sprained his left ankle in that game, but returned to action. In the NFC Championship Game at San Francisco (1/15/95), he struggled through three quarters on the injured ankle before leaving the game. Allen was the 10th offensive lineman selected in the NFL Draft and the first player ever drafted from Sonoma State. Taken in the second round (46th overall), it marked the first time since 1981 Dallas had taken an offensive lineman that high.

**COLLEGE:** Allen began his college career at Butte Junior College in Oroville, CA (1989-90). After a year off, he enrolled at Sonoma State, a Division II school 45 miles north of San Francisco. In two years with the Cossacks, Allen gave up just one sack. During his senior year, Sonoma State set a mark with 343 yards rushing against Cal-State Hayward. A two-time All-America selection, Allen participated in the East-West Shrine Game and the Senior Bowl. In 1992, the Cossacks were primarily a passing team and established 10 new school records – including most yards gained, most touchdown passes, best gain-per-completion and highest passing efficiency.

**PERSONAL:** A native of Los Angeles, Allen attended a different high school each of his four years of school, finishing at Vintage High School in Napa, Calif. He lettered in football as a freshman at Centennial Senior High in Compton, Calif. Allen has participated in the offensive line's support of The RISE School in Dallas with the "First Downs for Down Syndrome" project. In the fall of 2001, the entire offensive line helped paint a Dallas Cowboys Pegasus with the children from The RISE School. The Pegasus, a project to promote the City of Dallas, was donated to the school for a charitable fundraiser. Larry and wife Janelle have two daughters, Jayla (12/15/94) and Lorian (4/20/00), and a son, Larry, Jr. (7/21/96).



## Jason Bell

### Cornerback

6'0" ★ 182 ★ 4/1/78

UCLA

FA for '01

NFL: 2nd Year ★ Cowboys: 2nd Year



**GAMES/STARTS:** 2001 (16/0)

**PRO:** Jason Bell was originally signed as a rookie free agent but impressed coaches with his exceptional special teams play throughout training camp and the preseason. Bell took the advice of coaches to



heart in his first NFL training camp. After having it pounded into his head that rookies make the team with their play on special teams, Bell went out in the preseason and snatched a roster spot with his stellar play in the kicking game. He tied for second on the club with four special teams tackles, downed two punts inside the opponent's five-yard line and blocked a punt during August. This season should see Bell expand his role in the club's various pass defense schemes in addition to his duties on special teams.

**2001:** One of four rookie free agents to make the roster out of training camp, Bell made his presence known from the start on special teams where he led the team with 21 special teams tackles – the most special teams tackles by an NFL rookie in 2001. Working as a gunner on the Cowboys punt team, he also led the team with three downed punts, all at or inside the opponent's 10-yard line – including two downed at the one-yard line. In his NFL debut, Bell led the team with two special teams tackles and downed a fourth quarter punt at the one-yard line against Tampa Bay (9/9). Facing San Diego (9/23) and one of the league's top return men in Tim Dwight, Bell helped force Dwight into three fair catches and a two-yard loss on his only return. Bell again tied for the team lead with two special teams tackles against Washington (10/15), as the Redskins were limited to one punt return for two yards and three kickoff returns for an 11.7 average. His downed punt at the Arizona (10/28) one-yard line helped set up the drive that ended in Dexter Coakley's 10-yard interception return for a touchdown. Bell recorded two special teams tackles in each of the next four games at the N.Y. Giants (11/4), at Atlanta (11/11), against Philadelphia (11/18) and Denver (11/22) – leading or tying for the team lead in tackles in three of the contests. In the December win at Washington (12/2), Bell downed a Micah Knorr punt at the 10-yard line to pin the Redskins deep. Bell wrapped up his rookie campaign with a season-high three special teams tackles against the N.Y. Giants (12/9).

**COLLEGE:** Bell closed out his Bruin career with 42 tackles and nine passes defended as a fifth-year senior. He was granted an additional year of eligibility due to a medical hardship after surgery to remove bone spurs in his right heel cut short his 1999 season. Bell led the squad with 14 passes defended and recorded 38 tackles while starting every game as a junior. During his sophomore campaign, Bell started the final five games and finished the year with 18 tackles and four passes defended. Bell saw playing time as a true freshman on special teams and played three games in the defensive backfield.

**PERSONAL:** Jason Dewande Bell was born April 1, 1978 in Long Beach, Calif. The history major attended Millikan High School, where he lettered three years as a defensive back, wide receiver and quarterback. At Millikan, he totaled 196 tackles, 12 interceptions and 38 passes defended. He earned *Blue Chip Illustrated* All-America, *National Recruiting Advisor* all-west, *SuperPrep* all-far west and all-city honors. He was a three-year letterman on the track team, posting personal bests of 10.7 in the 100-meter dash, 21.89 in the 200-meter dash and 22-feet in the long jump. As a rookie, Bell was a member of the Cowboys inaugural "Rookie Club", a program designed to introduce rookies to community and charity work. The Rookie Club made visits to and spent time with children at Children's Medical Center of Dallas, Oak Cliff Boys and Girls Club, The Salvation Army and its' Christmas Distribution Center.

## BELL'S COWBOYS TOTALS

Year	Solo	Tackles Ast.	Tot.	Sacks	Passes Def.	For. Fum.	Fum. Rec.	Special Teams Solo	Ast.	Tot.
2001	0	0	0	0.0 (0)	0	0	0	15	6	21



## Willie Blade

## Defensive Tackle

6'3" ★ 332 ★ 2/7/79

Mississippi State

D-3 for '01 (93rd overall)

NFL: 1st Year ★ Cowboys: 1st Year



**PRO:** After missing his rookie season following surgery to repair ligament damage from a dislocated wrist, Willie Blade is looking to be a contributor along the Cowboys defensive line in 2002. Originally taken in the third round (93rd overall) of the 2001 NFL Draft, Blade brings a big, young body to the defensive line rotation. A late bloomer that has seen his talents grow each year since stepping onto the Northwest Community College football field in 1997, Blade is a physical player that plays the run well from either the nose tackle or defensive tackle position. Cowboys coaches are expecting Blade to continue his upward trend and battle for a spot in the defensive tackle rotation.

**2001:** Blade dislocated his right wrist in training camp on July 25. He underwent surgery to insert two pins in the wrist on July 26 and was placed on injured reserve Aug. 28.


**COLLEGE:** As a senior, Blade was a semifinalist for the Outland Trophy – given annually to the nation's top down lineman. Blade earned conference and national accolades, closing his senior season with 51





tackles, 13 quarterback pressures (second on the team), nine stops for a loss (third on the team) and team-highs with four sacks and two fumble recoveries. As a junior transfer from Butler County, KS, Community College, Blade totaled 28 tackles, six quarterback pressures, four stops behind the line of scrimmage and a sack as a reserve defensive tackle for the Bulldogs. In his only season at Butler Community College, Blade earned All-Jayhawk Conference honors after posting 42 tackles, 12 stops behind the line of scrimmage and six sacks in helping lead Butler to the National Junior College championship as a sophomore. He spent his freshman collegiate campaign playing for Northwest, MS, Community College.

**PERSONAL:** Blade was named to the Peach State Top 40 by the *Augusta Chronicle* following his senior season at Warner Robins, Ga., High School. The educational psychology major was born in Landstuhl, Germany, where his father was stationed. As a rookie, Blade was a member of the Cowboys inaugural "Rookie Club," a program designed to introduce rookies to community and charity work. Throughout the season, the rookies made visits to and spent time with children at Children's Medical Center of Dallas, Oak Cliff Boys and Girls Clubs, The Salvation Army and its' Christmas Distribution Center.



# Jamal Brooks

## Linebacker

6'2" ★ 240 ★ 11/9/76

Hampton

FA for '01

NFL: 2nd Year ★ Cowboys: 2nd Year



**GAMES/STARTS:** 2001 (16/1).

**PRO:** Jamal Brooks signed as a free agent going into training camp following a spring in NFL Europe in 2001. His strong work ethic and ability to make plays stuck with him as he made the squad out of training camp and played a big role on the Cowboys special teams. Following injuries to the all three starting linebackers, he was able to showcase his talent at linebacker and prove he was up to the job.

**2001:** Brooks finished second on the Scottish Claymores with 42 tackles, three passes defended and 1.5 sacks after being drafted in the third round (14th overall) of the NFL Free Agent Draft. Dallas signed him as a free agent on July 10 and he saw considerable time on special teams, finishing second on the squad with 20 special teams tackles. At Philadelphia (9/30), he led the team with three special teams stops before finishing second on the team with two special teams stops and a forced fumble at Oakland (10/7). He then tied for the team lead with two special teams tackles against Washington (10/15) and at N.Y. Giants (11/4) and then led the team with three special teams stops at Atlanta (11/11). He also stepped in for middle linebacker Dat Nguyen in the fourth quarter against the Falcons and recorded four tackles, including one on a goal-line stand. He earned his first NFL start the following week against Philadelphia (11/18), replacing Dexter Coakley (sprained knee), and finished with nine tackles while helping limit the Eagles running game to a 2.8 yards-per-carry average. Against Denver (11/22), he returned to special teams duty and tied for the team lead with two special teams stops. Brooks took over for Markus Steele at Washington (12/2) and recorded three tackles on defense. He saw considerable action at strong side linebacker at Detroit (1/6/02) and finished with three tackles.


**2000:** Brooks signed with the New Orleans Saints as a rookie free agent on April 18 but was released before the season began.

**COLLEGE:** A two-year captain at Hampton, Brooks closed his collegiate career second on the team with 75 tackles, 12 stops behind the line of scrimmage, 2.5 sacks and an interception. During his junior campaign, he finished with 26 tackles, four for losses, and two fumble recoveries. Brooks finished his sophomore season with 46 tackles and one forced fumble. After transferring from Pasadena City College, Brooks recorded 35 stops and one sack in his first year at Hampton.

**PERSONAL:** Brooks, a business management major, was a standout performer for the Grenada Hills, Calif., High School football team.

### BROOKS' COWBOYS TOTALS

Year	Solo	Tackles Ast.	Tot.	Sacks	Passes Def.	For. Fum.	Special Teams		
2001	9	12	21	0.0 (0)	0	1	Solo	Ast.	Tot.
							12	8	20



# Antonio Bryant

## Wide Receiver

6'2" ★ 188 ★ 3/9/81

Pittsburg

D2b for for '01

NFL: Rookie ★ Cowboys: Rookie



**COLLEGE:** Antonio Bryant comes to Dallas as one of the nation's premier college football players, capable of changing the complexion of a game every time he touches the football. A Biletnikoff Award winner and consensus All-America selection as a sophomore, Bryant leaves Pittsburgh as the school's all-time leading receiver with 3,061 career yards (including bowl games). His 173 career receptions are the second most in school history, trailing only Latef Grim's 178 (1998-2000). He also set the Pittsburgh mark for career touchdown catches with 30, including four in two bowl appearances. While bringing his game to the professional level, Bryant also leaves behind an impressive legacy in the Big East Conference, holding conference marks for regular season touchdowns with 26- and 100-yard receiving games with 13. He established all of these marks despite playing just three years of college football.

**2001:** Bryant entered his junior year as a Heisman Trophy candidate, but his season was rife with injuries. Despite these hardships, he still was a first-team All-Big East pick for the second straight year and finished the season with a team-high 42 receptions and nine touchdowns. He compiled 659 receiving yards, averaging 15.7 per catch, and capped off his season by earning MVP honors in the Visit Florida Tangerine Bowl. Bryant's season got off to a slow start when he injured his left ankle at the end of a 78-yard punt return that was ultimately called back due to a penalty in the season opener against East Tennessee State. He did not play against South Florida and then returned to action against Miami with three catches for 39 yards. He hauled in six receptions for 95 yards and his first touchdown of the season at Notre Dame. Bryant was outstanding in the second half of the season. In the Virginia Tech victory, he had touchdown catches of 24 and 36 yards and finished with five receptions for 93 yards. In three career games against the Hokies, Bryant averaged nine catches for 145 yards and two touchdowns. In one half of action against Rutgers, Bryant caught five passes for 107 yards (21.4 avg.) and matched his career high with three touchdown receptions – scoring on passes of nine, 13 and 28 yards against the Scarlet Knights. In the always heated "Backyard Brawl" with West Virginia, Bryant took center stage against the top-ranked passing defense in the country. He had an impressive 11 catches for 186 yards (16.9 avg.) and one touchdown and earned Big East Offensive Player of the Week honors. The 186 yards were a Mountaineer Field record. He put Pittsburgh up 7-0 against UAB with a six-yard scoring catch but would leave the game a short time later due to an ankle injury (right) sustained on a punt return. Healthy and ready to go by bowl season, Bryant lifted Pittsburgh to a 34-19 win over N.C. State – the Panthers' first postseason victory since 1989 – by catching seven passes for 101 yards and two touchdowns. His two scoring receptions marked the sixth straight game he had a touchdown catch, setting a Pittsburgh record.

**2000:** A consensus All-America as just a sophomore, Bryant became one of the most decorated football players in Panther history, earning an impressive collection of awards and honors. He was named the winner of the prestigious Biletnikoff Award, annually presented to the nation's top receiver, becoming just the second sophomore to win the award (Minnesota Vikings' Randy Moss was the first in 1997). It was the first major positional award for a Pittsburgh football player since defensive end Hugh Green (Lombardi Award) and offensive tackle Mark May (Outland Trophy) won their respective awards in 1980. Bryant also was named the Big East Conference's tri-Offensive Player of the Year, the Eastern College Athletic Conference (ECAC) Player of the Year, first team All-Big East, first team All-East and was Pittsburgh's first underclassman to earn consensus All-America honors since tailback Craig "Ironhead" Heyward in 1987. He also was honored with the Insight.com Bowl Sportsmanship Award by the game's officiating crew. Bryant finished his breakout year with 68 receptions for 1,302 yards (19.1 avg.) and 11 touchdowns during the regular season and led the nation with an incredible 130.2 receiving yards-per-game. It was the first time a Pittsburgh player led a national statistical category since Heisman Trophy winner Tony Dorsett was the nation's leading rusher in 1976. He ranked third nationally in total receiving yards (1,302), trailing leader Marvin Minnis of Florida State by only 38 yards despite playing in two less games, and he was eighth in the country in receptions (6.8 avg.). His receiving totals included 27 catches of 25 yards or more, including eight of 50 or more. His 1,302 receiving yards set a Big East record, breaking Marvin Harrison's (Syracuse) mark of 1,131 set in 1995, and a Pittsburgh record, surpassing Latef Grim's mark of 1,106 set in 1999. Bryant also emerged as a dangerous punt returner, averaging 11.3 yards-per-punt return (16 for 181 yards) to rank 28th nationally. After sitting out the season opener, Bryant finished the year with seven triple-digit receiving yardage performances, recording his first at Bowling Green with nine receptions for 180 yards (20.0 avg.) and three touchdowns (56, 29 and 47 yards). That game would also mark the first of three Big East Offensive Player of the Week awards he would receive during the year. Against Syracuse, Bryant had seven receptions for 135 yards (19.3 avg.), including a key fourth-down catch late in the game





that kept the Panthers' game-tying touchdown drive alive to force overtime. He picked up his second Big East Offensive Player of the Week honor with eight receptions for a career-high 222 yards (27.8 avg.) – including touchdown catches of 41 and 67 yards – against Boston College, which at the time boasted the nation's top passing defense. The 222 yards was the second best total in school history and the fifth-highest single-game performance in the country for the year. Bryant nearly led Pittsburgh to a shocking upset of Virginia Tech with nine catches for 127 yards (14.1 avg.) and three touchdowns. Bryant earned his third Big East weekly honor after catching eight passes for 212 yards (26.5 avg.) and a career-long 84-yard touchdown against North Carolina. His performance against the Tar Heels was the third 200-yard receiving effort of his brief career. Against Temple, Bryant had six receptions for 81 yards, including a twisting 15-yard touchdown catch that proved to be the game-winner. Bryant closed out the regular season with six receptions for 148 yards (24.6 avg.) against archrival West Virginia and also returned four punts for 94 yards – an impressive 23.5 average. In bowl season, Bryant was once again at the top of his game, averaging 31 yards-per-catch against Iowa State in the Insight.com Bowl, hauling in five passes for 155 yards – including touchdowns of 72 and 44 yards.

**1999:** Bryant burst onto the scene and established himself as the most exciting Panther freshman since tailback Curtis Martin in 1991. He gave a glimpse of his immense ability in Pittsburgh's very first game, making an acrobatic touchdown catch over the head of a Bowling Green defender. Named to *The Sporting News* Freshman All-America Team (third team) and *Football News* All-Freshman Team (second team), he finished his rookie campaign with 51 catches for 844 yards, both Pittsburgh freshman records. Of his 51 receptions, 38 went for either a first down or a touchdown and he averaged 16.5 yards-per-catch while helping the Panthers lead the Big East in passing yards (240.4 avg.). Bryant followed his opening day success with another touchdown the following week at Penn State. His only catch of the day against Temple was a 27-yard touchdown grab, but it was at this point Bryant came into his own. In three straight games he topped the 100-yard receiving mark. He posted 10 receptions for 136 yards at Boston College and followed that with eight catches for 157 yards against Rutgers. Bryant then raised eyebrows across the nation after he seemed to catch passes at will against Virginia Tech's highly regarded defensive unit, blistering the Hokies' nationally ranked defense for 215 receiving yards on 13 catches. His reception total against Virginia Tech tied the Big East single-game record, while his receiving yardage was the second best day ever in conference history. Both marks also ranked second in Pittsburgh single-game annals at the time. He then went on to spark Pittsburgh's upset of Notre Dame with four catches for 95 yards (23.8 avg.) and a pair of touchdown catches (nine and 28 yards).


**PERSONAL:** Bryant was an all-Dade County and all-district selection as a senior at Northwestern High in Miami, Fla., after recording 53 receptions for 953 yards (17.9 avg.) and 12 touchdowns. He helped lead the Panthers to a 16-0 record and the Florida 6A championship (largest school classification). The team was also ranked fourth in the nation by *USA Today*. A three-year team captain at Northwestern, Bryant went on to play in the Dade County All-Star Game and earned "Prime Time Prospect" recognition from *BlueChip Illustrated*. Bryant also lettered twice in track and field. A scholar-athlete honoree, Bryant graduated from high school with honors and majored in justice administration at Pitt.

## BRYANT'S PITTSBURGH STATISTICS

Receiving						Punt Returns					
Year	No.	Yds.	Avg.	Long	TD	Year	No.	Yds.	Avg.	Long	TD
1999	51	844	16.5	44	6	2000	16	181	11.3	50	0
2000	68	1302	19.1	84	11	2001	28	207	7.4	33	0
2001	42	659	15.7	45	9	TOTAL	44	388	8.8	50	0
TOTAL	161	2,805	17.4	84	26						

## Single Game Bests

Receptions – 13 vs. Virginia Tech, 10/30/99  
 Receiving Yards – 222 vs. Boston College, 10/21/00  
 Long Reception – 84t vs. North Carolina, 11/4/00  
 Touchdowns – 3 – Three times, last @ Rutgers 11/10/01



# Quincy Carter

## Quarterback

6'2" ★ 217 ★ 10/13/77

Georgia

D-2a for '01 (53rd overall)

NFL: 2nd Year ★ Cowboys: 2nd Year



**GAMES/STARTS:** 2001 (8/8).

**PRO:** In taking over the starting quarterback responsibilities for the Cowboys in 2001, Quincy Carter enthusiastically embraced one of the most high profile positions in all of team sports. When Dallas selected Carter with their top pick (53rd overall) in the 2001 NFL Draft, it marked the first time in 10 years the





Cowboys had drafted a quarterback. In becoming the opening day starter, he was the first Dallas rookie to open the season at quarterback since Troy Aikman in 1989. Carter also became just the sixth rookie quarterback to ever start a game for Dallas, joining Don Meredith (one start in 1960), Roger Staubach (one in 1969), Kevin Sweeney (two in 1987), Aikman (11 in 1989) and Steve Walsh (five in 1989). Carter's three wins in eight starts last season matched the win total for the other 10 quarterbacks selected in the 2001 NFL Draft combined (they posted a 3-17 record). Blessed with a strong arm, intelligence and the type of athletic ability that allows him to elude pressure in the pocket, Carter displayed unique leadership skills for a player of his youth and limited NFL experience. He will be looking to build upon the vast improvement he made in the latter stages of 2001 when he led Dallas to a 3-3 record down the stretch – a mark that indicated victories over division rivals Washington and New York, and an upset of playoff bound San Francisco.

**2001:** After being named the starter midway through training camp (August 14), Carter became the first rookie to start the season at quarterback for the Cowboys since Aikman in 1989. Although injuries limited Carter through the first 10 games of the season, he made outstanding progress in his development, and finished the year in very impressive – and productive – fashion. Carter's final 2001 quarterback rating of 63.0 ranked ahead of fellow rookie quarterbacks Michael Vick (Atlanta – 62.7) and Chris Weinke (Carolina – 62.0), who also started games. Detroit's Mike McMahon (69.9) was the only rookie with at least one start to finish the season with a higher quarterback rating than Carter. For the year, Carter completed 90-of-176 passing attempts for 1,072 yards, five touchdowns and seven interceptions while being sacked just 12 times in 188 passing plays. He also ran the ball 45 times for 150 yards. Carter led Dallas to more victories than any other rookie quarterback in club history, and his numbers for pass attempts, completions yardage and touchdowns ranked third among Dallas rookies – trailing Aikman and Walsh. In showcasing his running ability, Carter picked up 11 first downs on third down runs, tying Michael Wiley for the team lead in third down rushing conversions. In the season opener against Tampa Bay (9/9), Carter became just the third rookie quarterback to start a season for Dallas, joining Roger Staubach (1969) and Troy Aikman (1989). He completed 9-of-19 passes for 34 yards in the 10-6 loss to the Bucs. His 17-yard scramble in the first quarter set up a Cowboys' field goal that tied the game at 3-3. Three days later in practice (Sept. 12), Carter suffered a sprained right thumb after hitting his hand on Troy Hambrick's helmet. The injury forced him to miss the next two games (San Diego – 9/23 and at Philadelphia – 9/30) before returning to the starting lineup at Oakland (10/7). The injury bug stung again at Oakland when Carter suffered a severely strained left hamstring after he had run for 21 yards on three carries and completed one-of-five passes. The hamstring injury required surgery on Oct. 15, and Carter used the next seven weeks to rehabilitate the injury and develop his skills. He was inactive for three games before suiting up as the Cowboys third quarterback the next three weeks. Carter returned to game action at Washington (12/2), and recorded his first victory as a starter by guiding Dallas to a 20-14 win. In the win over the Redskins, Carter led the Cowboys to points on four-of-nine possessions as he completed seven-of-14 passes for 130 yards, including a 64-yard fourth quarter touchdown toss to Raghib Ismail for his first career scoring pass. The following week against the N.Y. Giants (12/9), Carter led Dallas to a 20-13 victory while completing a season-high 17 passes on 26 attempts for 194 yards. He also ran seven times for nine yards, including a critical 11-yard run on third-and-11 at the Giants 14-yard line to set up his game-winning touchdown pass to Jackie Harris on the next play. Carter finished the day with a quarterback rating of 100.5. Carter attempted a season-high 33 passes in the Cowboys loss at Seattle (12/16), completing 14 for 135 yards and one interception. He also ran six times for a team-high 40 yards. The following week at Arizona (12/23), Carter was 16-of-28 for 176 yards, including a 45-yard touchdown pass to Reggie Swinton, and two interceptions. Carter engineered the Cowboys to a 27-21 win over the San Francisco 49ers (12/30), guiding the Cowboys to their third win in five games by throwing for a season-high 241 yards and two touchdowns on 15-of-25 passing. Carter also ran 10 times for 30 yards, the most rushing attempts in a game by a Dallas quarterback in club history (Randall Cunningham – 9 at Philadelphia Nov. 5, 2000), and his first career touchdown. For his efforts in the 49er win, Carter was named the NFC Offensive Player of the Week. He closed the season by completing 11-of-26 passes for 158 yards at Detroit (1/6/02).

**COLLEGE:** Carter started every game in which he played (29) at the University of Georgia and led the Bulldogs to a 20-9 record. He left Georgia as one of the top quarterbacks in school history, finishing his three-year career second in school annals in completions (483), pass attempts (853) and passing yards (6,447) and third in career touchdown passes (35). Carter finished his final collegiate campaign (junior year) by completing 91-of-183 passes for 1,250 yards, 10 interceptions and six touchdowns despite missing four games due to injury. A left shoulder injury forced him out of one game and strained ligaments in his right thumb caused him to miss the final three games of the year. As a sophomore, Carter earned second team All-SEC honors after completing 216-of-380 passes for 2,713 yards, 17 touchdowns and six interceptions while leading the Bulldogs offense to 416 yards-per-game – second in the SEC. Georgia finished the season with a 7-4 record and a No. 14 ranking in the final AP poll. In the Outback Bowl against Purdue, Carter threw for 243 yards and a touchdown on 20-of-33 passing to lead the Bulldogs to the biggest come-from-behind victory in school history. Georgia claimed a 28-25 overtime victory after trailing the Boilermakers 25-0. His 2,713 passing yards – including five 300-yard passing performances in 11 starts – set Georgia's sophomore record, breaking Eric Zeier's mark of 2,248 (1992). His interception percentage of 1.58 (six picks in 380 pass attempts) was a school record and the second lowest percentage in SEC history. He also compiled the third longest streak in SEC history after throwing 170 consecutive passes without an interception. As a freshman, Carter led the Bulldogs to a 9-3 record and a No. 16 ranking in the final AP poll. He established school freshman marks for pass attempts (290), completions (176), yards (2,484) and touchdowns (12) while throwing for 300 yards or more four times in 11 starts. His performance earned him SEC Freshman of the Year honors.





**PERSONAL:** Quincy Carter was named Georgia Player of the Year by *USA Today*, *Parade* All-America and first-team all-state following his senior season at Southwest DeKalb High School in Decatur, Ga., where he was also a standout baseball player. During his prep football career, he passed for 4,450 yards and 37 touchdowns while rushing for 1,489 yards and 32 scores. The sports studies major was drafted by Major League Baseball's Chicago Cubs in the second round of the 1996 amateur draft and spent two seasons in the Cubs farm system. Carter batted .215 in his first professional season (1996), playing for Ft. Myers (Fla.) in rookie league ball and Daytona (Fla.) at the Class A level. He hit .211 for Class A Rockford (Ill.) in 1997. As a rookie, Carter was a member of the Cowboys inaugural "Rookie Club," a program designed to introduce rookies to community and charity work. Throughout the season, the rookies made visits to and spent time with children at Children's Medical Center of Dallas, Oak Cliff Boys and Girls Clubs, The Salvation Army and its' Christmas Distribution Center.

## CARTER'S COWBOYS TOTALS

Year	Starting Record		Att.	Comp.	Passing			Int.	Long	Sacks/Yards	Rating
	3-5	5-7			Yards	Pct.	TD				
2001	.....	.....	176	90	1,072	51.1	5	7	64t	12/56	63.0

Year	No.	Rushing		Long	TD
		Yds.	Avg.		
2001	45	150	3.3	17	1


## Single Game Bests

Attempts - 33 @ Seattle 12/23/01  
 Completions - 17 vs. N.Y. Giants 12/9/01  
 Passing Yards - 241 vs. San Francisco 12/30/01  
 Touchdowns - 2 vs. San Francisco 12/30/01  
 Interceptions - 2 vs. Tampa Bay 9/9/01 and @ Arizona 12/23/01

Completion Percentage - 65.4 vs. N.Y. Giants 12/9/01 (17-of-26)  
 Long Completion - 64t @ Washington 12/2/01  
 Rushing Attempts - 10 vs. San Francisco 12/30/01  
 Rushing Yards - 40 @ Seattle 12/23/01  
 Long Rush - 17 vs. Tampa Bay 9/9/01

CARTER GAME-BY-GAME  
2001

Year	Att.	Comp.	Yards	Pct.	TD	Int.	Long	Sacks/Yards	Rating
L-@ San Francisco 9/8	17	6	69	35.3	0	0	22	4/19	48.4
L-Tampa Bay 9/9	19	9	34	47.4	0	2	11	2/6	14.5
L-San Diego 9/23	.....	Inactive - thumb		.....	.....	.....	.....	.....	.....
L-@ Philadelphia 9/30	.....	Inactive - thumb		.....	.....	.....	.....	.....	.....
L-@ Oakland 10/7	5	1	4	20.0	0	0	4	0/0	39.6
W-Washington 10/15	.....	Inactive - groin		.....	.....	.....	.....	.....	.....
W-Arizona 10/28	.....	Inactive - groin		.....	.....	.....	.....	.....	.....
L-@ N.Y. Giants 11/4	.....	Inactive - groin		.....	.....	.....	.....	.....	.....
L-@ Atlanta 11/11	.....	Inactive - groin		.....	.....	.....	.....	.....	.....
L-Philadelphia 11/18	.....	Inactive - groin		.....	.....	.....	.....	.....	.....
L-Denver 11/22	.....	Inactive - groin		.....	.....	.....	.....	.....	.....
W-@ Washington 12/2	14	7	130	50.0	1	1	64t	2/8	76.5
W-N.Y. Giants 12/9	26	17	194	65.4	1	0	41	2/9	100.5
L-@ Seattle 12/16	38	14	135	42.4	0	1	40	4/19	41.9
L-@ Arizona 12/23	28	16	176	57.1	1	2	45t	1/7	58.0
W-San Francisco 12/30	25	15	241	60.0	2	0	47t	1/7	118.9
L-@ Detroit 1/6	26	11	158	42.3	0	1	35	0/0	46.6



## Dexter Coakley

## Linebacker

5'10" ★ 236 ★ 10/20/72

Appalachian State

D-3a for '97 (65th overall)

NFL: 6th Year ★ Cowboys: 6th Year



**GAMES/STARTS** (regular season, playoffs): 1997 (16/16), 1998 (16/16, 1/1), 1999 (16/16, 1/1), 2000 (16/16), 2001 (15/15). Total - 79/79, 2/2.

**PRO:** Despite being considered an undersized linebacker from a small college, Dexter Coakley has made a lasting impression on the National Football League. After earning the starting weakside linebacker job as a rookie third-round draft choice, Coakley has strung together five impressive seasons - finishing in the top three on the team in tackles each year. His string of five consecutive 100-tackle seasons is the first such streak in the 23 years that tackle records exist for the team. In addition, he has reached double figures in tackles 29 times in 79 career regular season games. Coakley became just the second Dallas linebacker in the last 17 years and only the seventh linebacker in club history to be selected to the Pro Bowl when he earned a spot on the NFC squad following the 1999 season. With another Pro Bowl honor in 2001, Coakley became the first Dallas linebacker to earn multiple trips since Bob Breunig (three times - last in



1982). But none of his accomplishments, including earning All-Pro honors in 1999, came as a surprise to Coakley, who has been exceeding expectations throughout his entire athletic career with his quickness, speed and intensity. He has also brought the Dallas defense an element of flair with his ability to make the big play, evidenced by his four career touchdowns on returns (fumble – 1, interceptions – 3), just the fifth player in club history with four defensive touchdowns, one shy of Dennis Thurman's club record.

**2001:** Coakley was a key cog on the NFL's fourth ranked defense, finishing second on the team with 134 tackles. In recognition of his outstanding season and the performance by the entire Dallas defense, Coakley was recognized with the second Pro Bowl selection of his career, replacing Tampa Bay's Derrick Brooks. Coakley opened the season with five tackles against Tampa Bay (9/9) while helping limit the Bucs running game to 71 yards on 33 carries (2.2 avg.), including 22 carries for 56 yards by Warrick Dunn (2.5). The following week against San Diego (9/23), he tied for the team lead in tackles with nine and recovered a third quarter fumble. On the day, LaDainian Tomlinson was held to just a 3.3-yard average on 27 carries. Coakley tied for the team lead with 10 tackles and forced a Brian Mitchell fumble on punt coverage to set up a Dallas field goal at Philadelphia (9/30). He came back the next week to lead the team with 11 tackles at Oakland (10/7). Against Arizona (10/28), Coakley recorded the game's pivotal play when he intercepted a Jake Plummer pass and returned it 10 yards for a touchdown. He was also second on the team with 11 tackles and forced a fumble as the Cardinals were limited to 75 rushing yards. Coakley returned an interception for a touchdown for the second consecutive week when he took a pass from Kerry Collins 29 yards for a score at the N.Y. Giants (11/4). He also finished second on the team with nine tackles as the Giants were held to 93 rushing yards on 26 carries (3.6). Coakley recorded the 600th tackle of his career with five tackles at Atlanta (11/11) but suffered a sprained MCL in his left knee late in the game. That injury forced him to miss the first game of his career when the Cowboys took the field against Philadelphia (11/18), snapping a string of 72 consecutive starts. He returned to the starting lineup and recorded eight tackles against Denver (11/22). The following week at Washington (12/2), Coakley's six tackles helped limit Stephen Davis, the NFC's third leading rusher entering the game, to 53 yards on 17 carries. Coakley tied for the team lead with eight tackles against the N.Y. Giants (12/9) while helping hold the Giants to 245 yards of total offense, including just 73 yards on their final eight possessions. When the Cowboys visited the Pacific Northwest to take on Seattle (12/16), Coakley recorded a career-high 17 tackles, including 15 solo – the second most in a game in club history. The 17 stops also put him over the 100-tackle mark for the season. He again led the team with nine tackles at Arizona (12/23) before helping hold San Francisco (12/30) and the NFL's second ranked running game (146 yards-per-game) to 56 yards on the ground with seven tackles. Coakley wrapped up his season with a team-high 14 tackles at Detroit (1/6).

**2000:** Coakley again performed at his expected high level, posting a career-high 144 tackles to finish second on the team while tying for the team lead with seven tackles behind the line of scrimmage. Six times during the 2000 season, he led or tied for the team lead in tackles in a game and 10 times he posted double-figure tackle totals. He opened the season against Philadelphia (9/3) by leading all linebackers with 10 tackles. He posted 10 stops to help limit the Redskins to 3.7 yards-per-carry at Washington (9/18). He recorded another 10 stops against San Francisco (9/24), and he led the team with a season-high 13 tackles at Carolina (10/1). At the N.Y. Giants (10/15), Coakley led the team with 11 tackles while adding a stop behind the line of scrimmage. He registered another eight stops against Arizona (10/22) in helping limit the Cardinals to 99 total yards through the first three quarters before leaving the 48-7 win. He posted his sixth double-digit tackle game when he tallied 10 stops against Jacksonville (10/29). At Philadelphia (11/5), Coakley helped limit four Eagles running backs to 77 rushing yards on 25 carries (3.1) while recording 12 tackles. For the third time, he led the team in tackles, recording 12 stops against Cincinnati (11/12) while helping limit the Bengals to 195 total yards of offense. He recorded seven stops at Baltimore (11/19), including the 500th tackle of his career. He tied for the team lead with six tackles against Minnesota (11/23). He recovered a Stephen Davis fumble to set up a Dallas touchdown early in the third period against Washington (12/10). He again led the team with 11 tackles against the N.Y. Giants (12/17), including two stops for losses, to help limit the Giants to 3.2 rushing yards-per-carry. In the season finale at Tennessee (12/25), Coakley led the team with 11 tackles and forced a fumble.

**1999:** Coakley turned in another phenomenal season, leading the team with four interceptions, tying for the team lead with six tackles for a loss, finishing second with 131 tackles, tying for third with nine passes defended and finishing fifth with 12 special teams tackles. His four interceptions were the most by a Dallas linebacker since Lee Roy Jordan totaled six in 1975, and he was the first linebacker to lead the team in interceptions since Eugene Lockhart in 1989. Coakley's performance throughout the season earned him his first Pro Bowl selection, the first Dallas linebacker to earn a Pro Bowl spot since Ken Norton in 1993. He also earned first-team All-Pro honors from *Sports Illustrated* and second-team All-Pro honors from *College & Pro Football Newsweekly* and *Football Digest*. He opened the season at Washington (9/12) tying for the team lead with nine tackles, including a tackle for a loss on third down that led to a Redskins punt with 3:01 remaining in the game, setting Dallas up for its game tying touchdown drive. Against Atlanta (9/20), he finished with five tackles after intercepting a Tony Graziani pass on the Falcons opening drive and returning it 43 yards to set up a Dallas field goal. He led the team with 11 tackles at Philadelphia (10/10). At the N.Y. Giants (10/18), he posted a season-high 12 tackles while helping limit the Giants to 228 yards of offense. Against Washington (10/24), Coakley posted eight tackles while helping limit the Redskins to 61 yards rushing, and he registered six stops while forcing a fumble at Indianapolis (10/31). He tied for the team lead with eight tackles at Minnesota (11/8) and 11 stops against Green Bay (11/14) as the Packers were held to 40 yards rushing. At Arizona (11/21), he led the team with 10 tackles while recording two tackles for losses and a sack. In the Thanksgiving Day battle against Miami (11/25), Coakley recorded the first multi-interception game of his career, picking off Dan Marino twice, returning the first pick 46 yards for the





game's first score. He also finished with 10 tackles, a career-high three passes defended and two special teams stops against the Dolphins to earn Phil Simms' Iron Man Award and NFC Defensive Player of the Week honors. Coakley totaled eight tackles, a career-high tying three passes defended and an interception the next week at New England (12/5). He totaled seven stops at New Orleans (12/24), and he helped limit the N.Y. Giants (1/2/00) to 74 rushing yards with seven tackles. Coakley recorded eight tackles in the NFC Wild Card Playoff Game at Minnesota (1/9/00).

**1998:** Coakley followed a stellar rookie campaign with a solid sophomore season, finishing second on the team with 127 tackles. He closed the year with eight passes defended, tying the third highest total on the team. Coakley was a big part of limiting the Cardinals to 45 rushing yards and 205 total yards by recording three tackles and two passes defended against Arizona (9/6). At Denver (9/13), he led the team with 11 tackles. The next week at the N.Y. Giants (9/21), he finished with six tackles and two passes defended as the Dallas defense limited the Giants to 56 yards. He posted nine tackles against Oakland (9/27) and seven stops at Washington (10/4). The next week, Coakley registered eight tackles while helping the defense hold Carolina (10/11) to 37 yards rushing on 21 carries (1.8 avg.). At Chicago (10/18), he led the team with a season-high 15 tackles while also recording a first quarter sack and picking off a third quarter pass to set up a Dallas touchdown. When the Cowboys limited the Eagles to 200 yards of total offense (96 rushing, 104 passing) at Philadelphia (11/2), Coakley led the team with eight tackles and added his second sack of the season. He was second on the team the next week with eight tackles against the N.Y. Giants (11/8). His eight tackles against Minnesota (11/26) on Thanksgiving Day tied him for the team lead. Over the final four games of the regular season, at New Orleans (12/6), at Kansas City (12/13), against Philadelphia (12/20) and Washington (12/27), Coakley recorded nine tackles a game. In the Eagles contest, he also led the team with two special team tackles, giving him 10 for the season – sixth best on the team. In the season finale, his nine stops helped limit the Redskins to 80 yards rushing. In the first post-season action of his career, Coakley recorded five tackles and a special teams stop against Arizona (1/2/99).

**1997:** Coakley was awarded the starting job at weakside linebacker in training camp and never relinquished the position. By season's end, Coakley was the NFL's leader among all rookies in tackles with a Cowboys rookie record 136 stops – a total that was third on the Cowboys defensive list. He was named to All-Rookie teams selected by *Pro Football Weekly* and *Football News*. His 2.5 sacks were the most by a Dallas rookie since Russell Maryland registered 4.5 in 1991, and his sack total was good for seventh place among all NFL rookie defenders. Coakley was the club leader with 10 stops for losses. He was named the NFL's Defensive Rookie of the Month for October after tallying 31 tackles, one tackle for a loss and a fumble return for a touchdown. Coakley became the first rookie to start a season opener for Dallas since Robert Jones in 1992 when he started at Pittsburgh (8/31). Coakley led the team with eight tackles and added his first career interception in his first NFL game, making him the first rookie linebacker to record an interception for Dallas since Dixon Edwards had one against Cincinnati on Oct. 13, 1991. The next week at Arizona (9/7), he totaled eight stops, two tackles for losses, two quarterback pressures and a pass deflection. He also had a sack in overtime that forced a Kent Graham fumble that Dallas recovered. Coakley finished second on the team with 11 tackles at Washington (10/13). He also picked up a Redskins fumble and returned it 16 yards for his first career touchdown, making him the first rookie defender to record a touchdown for Dallas since Edwards scored against Cincinnati. It was also the first fumble return for a touchdown by a Dallas rookie since Larry Cole ran one back 21 yards at Washington on Nov. 17, 1968. He registered a season-high 12 tackles at Green Bay (11/23) while tying the club record with four tackles for a loss. He also registered a sack in the Packers game and went over the 100-tackle mark for the season. Four days later, he posted a season-high tying 12-tackle performance against Tennessee (11/27). In the process, he broke Robert Jones' single-season record for tackles by a rookie. He recorded his sixth double digit tackle game of the season with 10 stops against Carolina (12/8) before again totaling 10 stops in the season finale against the N.Y. Giants (12/21) while adding his 10th tackle for a loss.

**COLLEGE:** Coakley recorded a school record 616 tackles and 13 forced fumbles at Appalachian State, totaling double figure tackles in 37 games and at least 20 stops in seven games. Coakley was a first-team Division I-AA All-America and the Southern Conference Defensive Player of the Year as a sophomore, junior and senior, and, in his first year at ASU, he was named the conference's Defensive Freshman of the Year. In 1995, he was named the inaugural recipient of the Buck Buchanan Award, which honors the nation's best Division I-AA defensive player, and he went on to bring home the same award following his senior season. Coakley was also named the Southern Conference's Athlete of the Year as a junior and senior, marking just the seventh time in conference history that one individual had earned that distinction in consecutive years. As a senior, he accumulated a career-high 166 tackles and was named the league's Defensive Player of the Week after having 20-tackle performances against Wake Forest, East Tennessee State and Furman. As a junior, he averaged 13.6 tackles-per-game in 11 regular season outings (150 total). Coakley was the defensive spark behind a Mountaineer team that went undefeated in the regular season and finished the year 12-1 after losing to Stephen F. Austin in a second round playoff game.

**PERSONAL:** A native of Mt. Pleasant, S.C., Coakley graduated from Wando High School, where he earned four letters in football. He was the team's Most Valuable Player twice and was twice named all-conference as a defensive back. Coakley posted 295 tackles in his final two years of prep football and was named his school's athlete of the year as a senior. He also lettered in wrestling. Coakley earned a degree in communications and advertising at Appalachian State and worked in the school's sports information office. In November, 2001 Dexter, along with the entire Cowboys linebacker corps, hosted "Blitzed Hunger" while distributing 500 hams at The Salvation Army in the Cowboys/Hornell Hams for the Holidays program. Dexter annually serves as a celebrity escort in the Children's Cancer Fund Fashion Show, which raises



funds for pediatric oncology research. For the last three years, he has been a guest football coach at the club's Let Us Play! Sports Camp for Girls, a camp for girls ages 12-15 that are selected from various non-profit agencies in the D/FW metroplex. Dexter also served as a speaker for "Babe's Best," a program created by former Cowboys quarterback and current Dallas CBS affiliate sports anchor Babe Laufenberg to recognize outstanding high school athletes for their efforts on and off the field. This offseason Dexter and wife, Nicole, were married in Austin, TX on April 21.

## COAKLEY'S COWBOYS TOTALS

Year	Solo	Tackles Ast.	Tot.	Sacks	Tkl/ Loss	QB Press.	Passes Def.	For. Fum.	Special Teams		
									Solo	Ast.	Tot.
1997	68	68	136	2.5 (-19)	10 (-11)	4	3	1	6	1	7
1998	63	64	127	2.0 (-14)	4(-9)	5	8	0	9	1	10
1999	65	66	131	1.0 (-4)	6(-22)	2	9	1	8	4	12
2000	79	65	144	0.0 (0)	7(-16)	4	2	1	2	7	9
2001	79	55	134	0.0 (0)	2(-2)	1	5	2	5	1	6
Total	354	318	672	5.5 (-37)	29(-60)	16	27	5	30	14	44

## Playoffs

Year	Solo	Tackles Ast.	Tot.	Sacks	Tkl/ Loss	QB Press.	Passes Def.	For. Fum.	Solo	Ast.	Tot.
1998	3	2	5	0.0 (0)	0(0)	0	0	0	1	0	1
2000	3	5	8	0.0 (0)	0(0)	0	0	0	1	0	1
Total	6	7	13	0.0 (0)	0(0)	0	0	0	2	0	2

## Pass Interceptions

Year	No.	Yds.	Avg.	Long	TD
1997	1	6	6.0	6	0
1998	1	18	18.0	18	0
1999	4	119	29.8	46t	1
2001	2	39	19.5	29t	2
Total	8	182	22.8	46t	3


## Opponents' Fumbles Recovered

Year	No.	Yds.	Avg.	Long	TD
1997	1	16	16.0	16	0
1998	1	0	0.0	0	0
2000	1	8	8.0	8	0
2001	1	0	0.0	0	0
Total	4	24	6.0	16	0

## Single-Game Bests

Tackles - 17 @ Seattle, 12/16/01  
Solo Tackles - 15 @ Seattle, 12/16/01  
Assists - 11 @ Chicago, 10/18/98  
Tackles for Losses - 4 @ Green Bay, 11/23/97

Quarterback Pressures - 2 @ Arizona, 9/7/97  
and @ Philadelphia, 11/5/00  
Passes Defended - 3 vs Miami, 11/25/99 and  
@ New England, 12/5/99



## Javiar Collins

## Tackle

6'6" ★ 300 ★ 4/13/78

Northwestern

FA for '01

NFL: 2nd Year ★ Cowboys: 2nd Year



GAMES/STARTS: 2001 (0/0).

**PRO:** After signing as a rookie free agent in 2001, Javiar Collins impressed coaches enough with his play during training camp and preseason action to earn a spot on the Cowboys roster in 2001. His size, potential, and versatility have coaches excited about his future, and they are expecting him to battle for playing time in 2002.


**2002:** Collins spent the spring playing for the Frankfurt Galaxy in NFL Europe where he helped lead the way for 1,433 rushing yards - the second best total in NFL EL.

**2001:** Collins was inactive for all 16 games in his first year with the Cowboys. He was one of only four rookie free agents to make the roster out of training camp, joining Jason Bell, Demetric Evans and Lynn Scott. After working at nose tackle with the third unit during preseason and recording three tackles, Collins moved to offensive tackle the first week of the regular season. After working on both sides of the ball during the first half of the season, Collins concentrated on offense during the second half of the year.

**COLLEGE:** During his senior campaign at North Western, Collins started at defensive tackle and led all linemen with 49 tackles, a career-high 11 tackles for losses and three sacks. As a junior, Collins finished the year with 38 tackles and led the defensive line with four sacks. Playing in all 12 games and starting five as a sophomore, Collins recorded 36 tackles, three for a loss and one sack. Collins saw action in eight games as a special teams player as a redshirt freshman.

**PERSONAL:** Javiar Lawrence Collins was named *Blue Chip Illustrated* All-America and *SuperPrep* all-mid-west as he recorded 105 tackles, nine sacks and four forced fumbles as a senior at St. Thomas Academy in St. Paul, MN, to earn all-state, all-metro and all-conference honors. He earned two letters in football and three in basketball.





## Shad Criss

### Cornerback

5'11" ★ 190 ★ 1/11/76

Missouri  
FA for '02

NFL: 2nd Year ★ Cowboys: 1st Year



**GAMES/STARTS:** 2000 (3/0-Jax).

**PRO:** The Cowboys signed Shad Criss on Jan. 17 with the expectation of adding a big cornerback to their secondary. He is a talented corner who brings professional football experience to Dallas, having played in the NFL and CFL. He will also be expected to contribute on the Cowboys special teams units.


**2001:** Criss returned to the Jaguars but was released at the end of camp. He was out of football until he signed with Dallas.

**2000:** Criss originally signed as a free agent with the San Diego Chargers Jan. 18. He went to camp with the Chargers but was released on the final cuts. He signed to the Jacksonville Jaguars practice squad and moved back and forth between the practice squad and active roster. He was active for eight games and saw action in three, finishing the season with one special teams tackle.

**1999:** As a starting cornerback for the Calgary Stampeders of the Canadian Football League, Criss was nominated for rookie of the year honors. He started 17-of-18 games and finished fifth on the squad with 65 tackles while adding two interceptions and four passes defended.

**COLLEGE:** A three-year starter at Missouri, Criss was a third-team All-Big 12 selection as a senior, recording 44 tackles, two interceptions and a team-high nine passes defended. As a sophomore, he tallied 50 tackles, six passes defended and two interceptions. Along with his success on the football field, Criss was also an All-Big 12 selection in track, competing in the 55-meter and 200-meter dashes.

**PERSONAL:** Shadwick Leon Criss, a hotel and restaurant management major, recorded 18 touchdowns and 10 interceptions in four years at Denison, Tex., High School. He was also a standout on the school's track team.



## Pat Dennis

### Cornerback

6'0" ★ 203 ★ 6/30/78

Louisiana-Monroe  
W(KC) for '01

NFL: 3rd Year ★ Cowboys: 2nd Year



**GAMES/STARTS:** 2000 (16/13-KC) 2001 (1R-KC;11/0-Dal.). Total 27/13 (Dallas-11/0).

**PRO:** In looking to add quality, young depth to their secondary, the Cowboys claimed cornerback Pat Dennis off waivers from the Kansas City Chiefs on Oct. 3. After rehabilitating a sprained knee he suffered in preseason with the Chiefs, Dennis displayed the skill and physical play that earned him 13 starts as a rookie with Kansas City. An aggressive corner who isn't afraid to get physical with receivers, Dennis was originally a fifth-round draft choice (162nd overall) of the Chiefs in 2000. He made the jump from small college football to starting in the National Football League after only two professional games. With a year in the Cowboys system, Dennis is expected to battle for a starting spot in the Cowboys revamped secondary.

**2001:** Dennis went to camp with Kansas City but suffered a sprained MCL in his right knee during preseason action against Jacksonville (8/23). He was placed on injured reserve Sept. 2 and then released Oct. 2. The Cowboys claimed Dennis off waivers, and he went on to shine in the club's nickel defensive packages, finishing fourth on the team with eight passes defended. He also excelled on special teams, finishing tied for fifth on the club with eight tackles. After joining the Cowboys on Oct. 3, Dennis was deactivated for games at Oakland (10/7) and against Washington (10/15) while recovering from the sprained knee. He saw his first action with the Cowboys against Arizona (10/28), recording two tackles and breaking up a pass while working in nickel and dime packages. Against Philadelphia (11/18), he saw considerable time at cornerback in multiple defensive back sets and recorded a tackle and broke up a pass as the Eagles were limited to 129 passing yards. Working at left corner while Duane Hawthorne moved to the slot, Dennis



broke up two passes against Denver (11/22). He also earned his first significant playing time in standard formation in the fourth quarter against the Broncos while also tying for the team lead with two special teams tackles. Back in the nickel package at Washington (12/2), Dennis recorded two tackles and broke up a pass. His work in the nickel at Seattle (12/16) helped limit the Seahawks to 139 net yards passing and a 23% conversion rate on third downs (3-of-13). At Arizona (12/23), he recorded two tackles and broke up a pass while helping limit the Cards to 134 net yards passing and an 8.5 yards-per-catch average. Dennis led the team with two passes defended against San Francisco (12/30). At Detroit (1/6/02), he saw considerable time at left corner (replacing Hawthorne) and recorded a season-high five tackles.

**2000:** Dennis started his rookie campaign quickly, moving into the starting lineup three weeks into the season and staying there the rest of the year. He finished the season with 70 tackles, seven passes defended, two quarterback pressures, two fumble recoveries, an interception, a forced fumble and 10 special teams tackles. In his NFL debut, he registered one pass defended against Indianapolis (9/3). He recorded his first professional tackle and broke up a pass the next week at Tennessee (9/10). He made his first NFL start in place of the injured James Hasty against San Diego (9/17) and finished the game with five tackles and two passes defended. Against Seattle (10/2), Dennis tallied four stops and a fumble recovery while helping the Chiefs defense limit the Seahawks to 104 net passing yards on the day. He posted a career-high nine tackles against Oakland (10/15) and recorded his first interception at Seattle (10/29). He then collected five tackles at Oakland (11/5). Against Buffalo (11/19), Dennis compiled seven tackles, all solo. He recorded four tackles and a special teams stop at New England (12/4) before tallying four tackles, a fumble recovery and a pass defended against Carolina (12/10). Dennis registered five tackles and a pass broken up against Denver (12/17), and then closed the season with six stops at Atlanta (12/24).

**COLLEGE:** Dennis finished his collegiate campaign with 180 tackles and a school record 36 passes defended. His 13 career interceptions left him just two short of the school record. He returned two of those interceptions and a punt for touchdowns. As a junior, Dennis finished the year leading the team with 10 passes defended, tied for the team lead with three interceptions and totaled 40 tackles to earn All-Independent honors by *Football News* and first team All-Louisiana honors. He earned third-team All-America honors after leading the nation with seven interceptions for 196 yards, two touchdown returns and a career-high 75 tackles as a sophomore. As a redshirt freshman, Dennis earned All-America honors as he recorded 65 tackles, three for losses, and one quarterback sack. He also tied for the team lead with three interceptions and eight passes defended.

**PERSONAL:** Patrick A. Dennis played quarterback and defensive back at Southwood High School in Shreveport, La. He earned first-team all-district and all-state honors as a senior quarterback and all-state honorable mention honors as a junior defensive back.


## DENNIS' NFL TOTALS

Year	Solo	Tackles Ast.	Tot.	Sacks	Tkl/ Loss	Passes Def.	For Fum.	Special Teams Solo	Ast.	Tot.
2000 (KC)	56	14	70	0.0 (0)	0(0)	7	1	-	-	10
2001	11	3	14	0.0 (0)	0(0)	8	0	6	2	8
Totals	67	17	84	0.0 (0)	0(0)	15	1	-	-	18

Pass Interceptions					Opponents' Fumbles Recovered				
Year	No.	Yds.	Avg.	Long	Year	No.	Yds.	Avg.	Long
2000 (KC)	1	0	0.0	0	2000 (KC)	2	-5	-2.5	0

## Single-Game Career Highs

Tackles - 9 vs. Oakland, 10/15/00  
Interceptions - 1 at Seattle, 10/29/00  
Passes defended - 2 three times, last vs. San Francisco, 12/30/01  
Spec. Teams - 3 vs. St. Louis, 10/22/00



## Tony Dixon

## Safety

6'1" ★ 213 ★ 6/18/79

Alabama

D-2b for '01 (56th overall)

NFL: 2nd Year ★ Cowboys: 2nd Year



**PRO:** The rookie campaign of Tony Dixon was a trying time as he struggled to overcome injury and get on the field of play. Having displayed the versatility to move between both strong and free safety at Alabama and still rank near the top of the team in tackles each season, a year of seasoning should allow him to make a greater impact in 2002. Built from the same mold as the club's hard-hitting Darren Woodson, Dixon should help shore up the team's defense against both the pass and run. He has shown a willingness to fill the holes and play aggressively near the line of scrimmage, charging hard and delivering crunching





tackles. Not limited to being a tough tackling run-stuffer, Dixon has also displayed good instincts in the passing game to go with the speed to cover ground in the secondary. On top of the physical package, Dixon also has the smarts to handle the added pressure of the pro game, having excelled in the classroom and graduated from Alabama in just three and a half years.


**2001:** Dixon entered his rookie season nursing a strained hamstring and was deactivated for the season opener against Tampa Bay (9/9). He saw his first NFL action and recorded two tackles working at safety in nickel packages against San Diego (9/23). He continued to see duty as the club's nickel safety the first half of the season and recorded his first career sack with a take-down of Rich Gannon at Oakland (10/7). He also tied for second on the team with two special teams tackles against the Raiders. While covering the second half kickoff at the N.Y. Giants (11/4), Dixon suffered high ankle sprain in his left leg. The injury forced him to the sidelines for the next five weeks. He returned to practice during the week leading up to the Seattle (12/19) contest but was inactive for that game as well as the following week at Arizona (12/23). Dixon returned to action on special teams against San Francisco (12/30), and then he was back on the field in nickel packages in the season-finale at Detroit (1/6/02).

**COLLEGE:** A three-year starter at safety for the Crimson Tide, Dixon finished his career with 252 stops. He finished third on the team with 90 tackles and added two interceptions to go with his six pass deflections as a senior free safety. Six times over the final nine games of his college career, he reached double figures in tackles, including a career-high 17 tackles against Tennessee. Dixon split time between strong and free safety during his junior campaign, starting the first five games of the year at free safety before moving to strong safety. He went on to finish the year second on the team with 65 tackles for an Alabama team that went 10-3 and captured the SEC title. He saved his best game for the biggest stage, forcing a fumble and contributing a season-high 13 tackles against Florida in Alabama's 34-7 SEC title game win. Dixon moved into the starting lineup at strong safety as a sophomore. He led the secondary and was third on the team with 75 tackles. Dixon saw action in every game as a freshman, earning his first career start at free safety against Tennessee.

**PERSONAL:** Dixon graduated from Alabama with a degree in business management in December 2000. As a junior at Alabama, he was one of 300 student-athletes from around the nation selected to participate in the third annual NCAA Foundation Leadership Conference in Lake Buena Vista, FL. Dixon was a four-year starter, lettering in football, basketball and baseball at Pickens County High School in Reform, Ala., earning All-State gridiron honors as a senior. He played both ways for the Tornadoes, rushing for 1,450 yards and 18 touchdowns, passing for two touchdowns and catching another score as a receiver. On defense, he had six sacks, four interceptions and two fumble recoveries. As a junior, he rushed for 1,286 yards and 17 touchdowns while recording 115 tackles and six interceptions on defense – three of which he returned for touchdowns. Dixon earned an advanced diploma and finished fourth in his graduating class. He also became the first athlete from Pickens County High School to sign a Division I scholarship. Off the field, Dixon was the school's Boys' State representative and also served as president and vice president of the student council. As a rookie, Dixon was a member of the Cowboys inaugural "Rookie Club," a program designed to introduce rookies to community and charity work. Throughout the season, the rookies made visits to and spent time with children at Children's Medical Center of Dallas, Oak Cliff Boys and Girls Clubs, The Salvation Army and its' Christmas Distribution Center.

DIXON'S COWBOYS TOTALS

Year	Solo	Tackles Ast.	Tot.	Sacks	Tkl/ Loss	QB Press.	Passes Def.	For. Fum.	Special Teams		
									Solo	Ast.	Tot.
2001	3	2	5	1.0 (-2)	0(0)	0	1	0	5	2	7



# Char-ron Dorsey

## Offensive Tackle

6'6" ★ 388 ★ 11/05/77

Florida State

D7 for '01 (242nd overall)

NFL: 2nd Year ★ Cowboys: 2nd Year



**GAMES/STARTS:** 2001 (8/2).

**PRO:** With a huge frame and solid body control, Char-Ron (pronounced sha-RON) Dorsey has the aggressiveness and toughness to compete as an NFL offensive lineman. After gaining valuable experience as a rookie working behind Flozell Adams and Solomon Page, including two starts, Dorsey will be counted on to bring depth to a young Dallas line.

**2001:** Dorsey made his NFL debut at right tackle in the fourth quarter at Philadelphia (9/30) before seeing second quarter action at left tackle at Oakland (10/7) when Adams dislocated a finger. Dorsey also



filled in for Adams in the second quarter at Atlanta (11/11). At Arizona (12/23), he saw fourth quarter action at right tackle after Page sprained his left knee helping lead the way for 134 total yards in the fourth quarter. Dorsey moved into the lineup at right tackle for Page and earned his first NFL start as the Cowboys upset San Francisco (12/30) 27-21. He was part of a line that led the way for 186 rushing yards while giving up just one sack on 26 pass plays against the 49ers. In the season finale at Detroit (1/6/02), he helped the line protect Quincy Carter (no sacks) and pave the way for Emmitt Smith, who rushed for 77 yards and topped the 1,000-yard mark for the 11th consecutive season.

**COLLEGE:** As a senior, Dorsey was an All-ACC first-team selection, and was named the Seminoles' most improved offensive lineman. While helping quarterback Chris Weinke to the Heisman Trophy, Dorsey was part of an FSU offensive group that averaged 449 yards-per-game in total offense. He spent his junior year in a reserve role, seeing action at tackle in every game and providing valuable depth to a Seminole team that finished the year 12-0 and claimed the school's second national title of the decade. Dorsey made the transition from defense as a sophomore and was competing for the starting right tackle job before a sprained neck knocked him out of action most of the season. He played five games as a true freshman at defensive tackle and closed the year with 11 tackles and a sack.

**PERSONAL:** A native of Jacksonville, FL, Dorsey was a three-time Class 4A all-state selection in football at The Bolles School. As a senior defensive tackle, he recorded 70 tackles and was rated as the ninth best defensive lineman in the Southeast by *PrepStar*. He also earned honorable mention All-America honors from *USA Today*. A versatile prep athlete, Dorsey also led the Bolles School basketball team to the state playoffs twice. With the Cowboys, Dorsey joins former Seminole teammate and 2000 Dallas draft choice Mario Edwards. While at Florida State, Dorsey majored in social science. As a rookie, Dorsey was a member of the Cowboys inaugural "Rookie Club," a program designed to introduce rookies to community and charity work. Throughout the season, the rookies made visits to and spent time with children at Children's Medical Center of Dallas, Oak Cliff Boys and Girls Clubs, The Salvation Army and its' Christmas Distribution Center.



## Mario Edwards

### Cornerback

6'0" ★ 199 ★ 12/1/75

Florida State

D6 for '00 (180th overall)

NFL: 3rd Year ★ Cowboys: 3rd Year



**GAMES/STARTS:** 2000 (11/1), 2001 (16/15). Total – (27/16).

**PRO:** As one of three Dallas cornerbacks selected in the 2000 NFL Draft, Mario Edwards has rapidly surfaced as a productive player who has benefited from the experience of being a starter on the NFL's fourth ranked defense in 2001. Edwards, the third of those three corners selected (sixth round – 180th overall), immediately caught the attention of Cowboys coaches with his attitude and hard work. While being thrown into the fire as a second year player last year, he displayed poise, athleticism and playmaking ability. His most visible asset is his ability to locate the ball in the air and make plays on the ball as it approaches an intended receiver. Edwards is an aggressive competitor who rarely gets beat deep. With a year of starting experience under his belt he will be expected to continue his improvement and add to the Cowboys overall production on the defensive side of the ball.

**2001:** An opening day starter at left cornerback, Edwards led the Cowboys in passes defended with 11. He was the eighth leading tackler on the squad, collecting 58 stops. Edwards played a key role in the surprising performance of the Dallas defense that finished the season ranked fourth in the NFL – allowing 287.4 yards-per-game. The Dallas secondary helped limit opponents to 180.6 yards-per-game, which ranked third in the NFL. That ranking was bolstered by Dallas' ability to hold opponents to under 150 yards passing in seven games in 2001. Edwards registered a career-high six tackles in four games during the 2001 season against Tampa Bay (9/9), Washington (10/15), Arizona (10/28) and Denver (11/22). In the overtime loss at New York (11/4), Edwards returned his first career interception 71 yards for a touchdown to put Dallas up 24-7 at the half. Edwards posted a career-high three passes defended in the loss to Denver (11/22) to go with six tackles. At Atlanta (11/11), he registered two tackles and broke up a pass while helping limit the Falcons to 46 net yards passing, the lowest passing total by an opponent since the N.Y. Giants were held to 42 yards on Sept. 8, 1996. He broke up two passes in the win over New York (12/9) and then broke up another pass while recording five tackles at Seattle (12/16).

**2000:** Despite suffering a strained left hamstring in preseason that kept him on the club's inactive list the first four weeks of the regular season, Edwards tied for fourth on the team with 11 special teams tackles. For the season, Edwards recorded a special teams tackle in eight of the 11 games he played and was a key member of a kickoff coverage unit that finished the year ranked third in the league in opponents average starting position following kickoffs. His NFL debut came on special teams at Carolina (10/1), and he





responded with one tackle. Against Arizona (10/22), he tied for second on the team with two special teams tackles. As proof of his improvement as the season progressed, Edwards recorded five special teams tackles over the season's final three games. He tied for second on the team with two special teams tackles against Washington (12/10) as Deion Sanders was limited to one return for 11 yards on three punts. The following week, he tied for the team lead with two special teams tackles against the N.Y. Giants (12/17). In the season finale at Tennessee (12/25), Edwards earned his first NFL start, lining up at left cornerback while Phillippi Sparks moved to safety. He recorded three tackles and broke up a pass while helping limit the Titans to a 10.8 yards-per-catch average.

**COLLEGE:** Edwards started two national championship games in his final two seasons at Florida State and played for Seminole teams that finished the 1995, 1996, 1998 and 1999 seasons ranked No. 4, 3, 3 and 1 in the nation, respectively. As a senior, he helped the Seminoles to the national title with a win over Virginia Tech in the Sugar Bowl and earned All-ACC honors at left cornerback. After redshirting during his third year at Florida State, Edwards ranked eighth in the nation in interceptions with six as a junior and earned second-team All-ACC honors. While helping the Seminoles lead the nation in pass defense, Edwards led the team with 11 pass deflections and closed the year with 20 tackles. He set a school record, and tied the conference record, by registering four interceptions in one game against Wake Forest.

**PERSONAL:** A social sciences major at Florida State, Edwards attended Pascagoula, Miss., High School – the same school that produced former Florida State All-America corner Terrell Buckley. Edwards, a high school All-America choice, was one of the most highly regarded high school players in the country in 1995. He finished his high school career with a senior season that included 61 tackles, four interceptions and 14 pass deflections


EDWARDS' COWBOYS TOTALS													
Year	Solo	Tackles		Tot.	Sacks	Tkl/ Loss	QB Press.	Passes Def.	For. Fum.	Special Teams			
		Ast.								Solo	Ast.	Tot.	
2000	3	—	3		0.0 (0)	0(0)	0	1	0	5	6	—	11
2001	48	10	58		0.0 (0)	2(-2)	0	11	0	0	0	—	0
Total	51	10	61		0.0 (0)	2(-2)	0	12	0	5	6	—	11

Opponents' Fumbles Recovered						Interceptions					
Year	No.	Yds.	Avg.	Long	TD	Year	No.	Yds.	Avg.	Long	TD
2001	1	2	2.0	2	0	2001	1	71	71.0	71	1

Single Game Bests

Tackles – 6 four times, last vs. Denver 11/22/01

Passes Defensed – 3 vs. Denver, 11/22/01



## Ebenezer Ekuban

### Defensive End

6'3" ★ 265 ★ 5/29/76

North Carolina

D-1 for '99 (20th overall)

NFL: 4th Year ★ Cowboys: 4th Year



**GAMES/STARTS** (regular season, playoffs): 1999 (16/2, 1/1), 2000 (12/2), 2001 (1/1). Total – 29/5, 1/1.

**PRO:** After fully recovering from back surgery in 2001, Ebenezer Ekuban is poised to rebound and become a vital cog along the Cowboys defensive line. His outstanding size, speed and quickness make him a pass rusher that can create havoc in opponent's backfields, as witnessed by his team leading 6.5 sacks in 2000. Originally a tight end who was converted to the defensive line at the mid-point of his collegiate career, Ekuban's desire and work ethic have contributed to his rapid development at defensive end. His intelligence and enthusiasm to learn the intricacies of the game round out a very promising package.

**2001:** Unknown to everyone at the time, Ekuban's one tackle and quarterback pressure in the first half against Tampa Bay (9/9) would prove to be his season. Forced to undergo a microscopic lumbar discectomy on Sept. 17 to repair the herniated disc between the L4 and L5 vertebrae, Ekuban was deactivated for 12 games following the surgery. He returned to practice on a limited basis on Nov. 9 but suffered continued pain and was forced to take more time off. His season finally came to an end on Dec. 21 when he was placed on injured reserve.

**2000:** Despite moving from a starting role to a reserve capacity early in the season, Ekuban led the team with 6.5 sacks and tied for the team lead with two forced fumbles while posting 25 tackles, seven quarterback pressures and four stops behind the line of scrimmage. In his first start in a non-injury replacement role, he recorded two tackles and a pressure in the season opener against Philadelphia (9/3). The following week at Arizona (9/10), he teamed with Leon Lett to register his first half sack of the season while also recording five stops while helping limit the Cardinals to 3.0 yards-per-rush on 33 carries. He moved into a reserve capacity at Washington (9/18) and came off the bench to post two tackles, a sack and a



tackle for an 18-yard loss to help limit the Redskins to 3.7 yards-per-carry. Ekuban dislocated his right great toe early in the game against San Francisco (9/24), causing him to miss the remainder of the 49ers game, as well as the next four games. He returned to action at Philadelphia (11/5) and tallied two stops before posting two tackles against Cincinnati (11/12). Ekuban recorded one of Dallas' biggest plays against the Bengals when he sacked Akili Smith, forced a fumble on the play and recovered the fumble. It marked the first forced fumble and fumble recovery of his career. Ekuban recorded a tackle, a sack and a forced fumble against Minnesota (11/23) on Thanksgiving Day. He posted two sacks against Washington (12/10) while also recording a career-high four quarterback pressures. Ekuban also saw action at tight end in goal-line situations against the Redskins. Against the N.Y. Giants (12/17), he tallied two stops, including one for a loss, two pressures and a sack before being ejected from the game early in the third quarter for kicking the Giants Lomas Brown. In his limited playing time, he helped hold New York to 126 net yards passing, and he pressured Kerry Collins into throwing an interception in the Dallas end zone. In the season finale at Tennessee (12/25), Ekuban registered four tackles.

**1999:** Ekuban saw consistent action throughout his rookie season, playing in every game while starting the final two games of the year after Greg Ellis was felled with a broken leg. His performance and development enabled Ekuban to earn All-Rookie honors from *Pro Football Weekly* and *The Football News*. Used primarily as a pass rusher in spot situations, he finished the season with 33 tackles and 2.5 sacks. While opening his professional career in Washington D.C., where he attended high school, Ekuban tied for the team lead with two quarterback pressures in the overtime win over the Redskins (9/12). The following week, he displayed his versatility by playing on both sides of the ball against Atlanta (9/20). While registering one tackle on defense against the Falcons, Ekuban also saw goal-line action at tight end, providing a key block that enabled Emmitt Smith to score the Cowboys' first touchdown. After Ellis suffered a broken leg in the win over Philadelphia (12/12), Ekuban went from part-time player to starter for the remainder of the year. He responded in the win over Philadelphia by recording his first career sack. He ended the day with 1.5 sacks, which marked the most in a game by a Dallas rookie since Russell Maryland recorded 2.0 against Pittsburgh on Nov. 28, 1991. The following week against the N.Y. Jets (12/19), Ekuban saw his most extensive playing time of the season and responded with five tackles. He then earned his first career start on Christmas Eve in New Orleans (12/24), leading the team with a career-high nine tackles while lining up across from Pro Bowl tackle Willie Roaf. He also added a sack and a tackle for a loss as the defensive front helped limit Ricky Williams to 61 yards on 23 carries (2.7 average). The following week in a playoff clinching win over the N.Y. Giants (1/2/00), he led all defensive linemen with five tackles and tied for the team lead with three quarterback pressures as the Dallas defense limited New York to 74 yards rushing. In the playoff loss at Minnesota (1/9/00), Ekuban recorded four tackles before suffering a sprained left knee in the second quarter that severely limited his effectiveness for the rest of the game.

**COLLEGE:** Ekuban capped his collegiate career by being named first team All-America by *The Sporting News* while also earning All-ACC honors as a senior. Although it was his first season as a full-time starter, Ekuban collected 96 tackles and led the Tar Heels with seven sacks. He also set a school record with 23 stops for losses totaling 98 yards. Lawrence Taylor and William Fuller, both of whom had 22, shared the previous school record. He earned ACC Player of the Week honors against Clemson, collecting a career-high 16 tackles, four tackles for losses, two sacks and a forced fumble. As a junior, in his first season as a defensive end, Ekuban played in 10 regular season games and had starting assignments in two of those. Prior to that, he played tight end as a sophomore and freshman, catching six passes for 66 yards and a touchdown.

**PERSONAL:** In his three years with the Cowboys, Ekuban has made a very visible contribution to the Dallas-Fort Worth community. In April 2001, he served as the Dallas celebrity bedtime story reader on behalf of the National Center for Family Literacy to kickoff National Bedtime Story Month. He also served as keynote speaker at the 18th Annual Boys & Girls Club of Arlington Banquet and local ABC sports anchor Dale Hansen's Scholar Athlete Awards Banquet, emphasizing the importance of education and making smart choices in life. He participated as a "Grim Reaper" in the Fatal Choices/Shattered Dreams program, demonstrating the devastating effects of drinking and driving. He also participated in a school book cover program to teach children the importance of dialing 911. He has become actively involved with the United Way, participating in the NFL's First Annual Hometown Huddle and serving as Co-Master of Ceremonies for the "Run the Runway" annual fundraiser for United Way of Dallas and Tarrant County, and The Salvation Army, participating in The Salvation Army Angel Tree program. Ebenezer, who has participated in the NFL Flag Football Program at school assemblies, annually serves as a celebrity escort for the Children's Cancer Fund of Dallas Fashion Show. He also serves as an annual guest coach for the Cowboys Let Us Play! Sports Camp for Girls, coaching girls from several metroplex non-profit agencies. In September of 2000, Ekuban served as Honorary Chairman for the annual fundraiser benefiting Crossroads Interfaith Housing Program, where he regularly spends time with the children living there. At North Carolina, he was actively involved in the Carolina Outreach Community Service Program, and was involved in helping to raise \$6,000 for juvenile diabetes research in September of 1998. As a senior at UNC, he made the Dean's List during his final football season, and he was named the 1998 winner of the Jim Tatum Award, which honors the ACC's top student athlete on the football field. Ekuban earned his degree in exercise and sports science. He was a collegiate teammate of Cowboys defensive end Ellis. Ekuban is a native of Ghana, Africa, and he did not participate in football until his junior year of high school in Maryland. He graduated from Bladensburg High School in Riverdale, Md., where he was a two-way standout as a senior tight end and defensive end. In his final prep season, he caught 28 passes for 546 yards and five touchdowns while also recording 76 tackles and 11 sacks.






## EKUBAN'S COWBOYS TOTALS

Year	Solo	Tackles Ast.	Tot.	Sacks	Tkl/ Loss	QB Press.	Passes Def.	For. Fum.
1999	19	14	33	2.5 (-6)	3 (-4)	10	0	0
2000	15	10	25	6.5 (-50)	4 (-21)	7	0	2
2001	1	0	1	0.0 (0)	0 (0)	1	0	0
Total	35	24	59	9.0 (-56)	7 (-25)	18	0	2
<b>Playoffs</b>								
1999	3	1	4	0.0 (0)	0 (0)	0	0	0
<b>Opponents' Fumbles Recovered</b>								
Year	No.	Yds.	Avg.	Long	TD			
2000	1	0	0.0	0	0			

## Single Game Bests

Tackles - 9 @ New Orleans, 12/24/99  
Sacks - 2.0 vs. Washington, 12/10/00  
QB Pressures - 4 vs. Washington, 12/10/00



## Greg Ellis

## Defensive End

6'6" ★ 277 ★ 8/14/75

North Carolina

D-1 for '98 (8th overall)

NFL: 5th Year ★ Cowboys: 5th Year



**GAMES/STARTS** (regular season, playoffs): 1998 (16/16, 1/1), 1999 (13/13), 2000 (16/16), 2001 (16/16). Total - 61/61, 1/1.

**PRO:** Having already overcome the pressure and expectations of being the Cowboys highest draft pick (eighth overall) since Russell Maryland was taken with the first overall pick in 1991, Greg Ellis faced and conquered an even more daunting task in 2000. Having had his 1999 season cut short when he fractured the tibia and fibula in his left leg, Ellis fought through the pain and rehabilitation that accompanied having a titanium rod inserted into the leg during the 2000 season. By the end of the year he had re-emerged as one of the top young defensive ends in the game, proving his worth to the club both on and off the field. On the field, he led the club's defensive linemen in 2000 with a then career-high 77 tackles and off the field he was named by teammates as the recipient of the Ed Block courage award for overcoming his injuries. In 2001, Ellis firmly established himself as one of the team's true leaders with a level of consistency and production that showcased his versatility, durability and unselfishness. In 2001, he played both defensive end positions and was used as a tackle in some pass rushing situations. Although he hasn't posted the type of sack numbers that place him among the NFL leaders, Ellis efficiently produces the type of all-around game that makes him one of the league's most complete defensive linemen.

**2001:** As a key contributor to the Cowboys dramatic turnaround on defense last fall, Ellis led Dallas in sacks (six), quarterback pressures (26), and forced fumbles (four). While starting all 16 games at left end, he led all defensive linemen in tackles with a career-high 83 (fourth on the team), and he was third on the team in tackles for losses (seven for minus 12 yards). Ellis' efforts helped the Cowboys defense rank fourth in the NFL allowing an average of just 287.4 yards-per-game. The Dallas run defense was 13th in the NFL (sixth in the NFC), allowing an average of 106.9 yards on the ground, while the pass defense closed the year ranked third in the NFL - permitting just 180.6 yards-per-game. In 2001, the Dallas Cowboys allowed 1,710 rushing yards, a figure that was 927 fewer yards than the club allowed during the 2000 season. Those numbers represented the largest turnaround by any defensive unit in the NFL in 2001. In the season opening loss to Tampa Bay (9/9), Ellis led all Dallas defensive linemen with nine stops while posting one of Dallas' two sacks. Against San Diego (9/23), he saw action on all 77 defensive plays and recorded four tackles, including one for a loss. The Dallas front seven limited LaDainian Tomlinson to a 3.3-yard average on 27 carries in the game. The following week at Philadelphia (9/30), Ellis was extremely active, contributing a career-high six quarterback pressures and two pass deflections. At Oakland (10/7), he led the team with three quarterback pressures while working from both the left and right sides. He also led all defensive linemen with four tackles against the Raiders. In the Monday night win over Washington (10/15), Ellis recorded five tackles and his second sack of the year while helping limit the Redskins to 226 total yards. His biggest play of the game came with 2:39 remaining when he recovered a Stephen Davis fumble at the Cowboys 33-yard line to set Dallas up for its game-winning field goal drive. In the following week's win over Arizona (10/28), he led all defensive linemen with seven tackles while helping limit the Cardinals to 75 yards rushing. Ellis also added a tackle for a loss, three quarterback pressures and batted down two passes against the Cardinals. He turned in another outstanding performance at New York (11/4), leading all defensive linemen with eight tackles while also recording his third sack of the season and forcing a fumble on the play. Ellis had two tackles behind the line while helping limit the Giants to 93 yards rushing on 26 carries (3.6 avg.). In Atlanta (11/11), Ellis was second on the team in tackles with seven, and





he turned in his first multiple-sack game of the season with two, as the Falcons were limited to 201 total yards. In the loss to Philadelphia (11/18) at Texas Stadium, Ellis led the team with three quarterback pressures, as the Eagles were limited to 227 total yards – 100 yards below their season average. On the ground, the Eagles averaged 2.8-yards-per-carry on 35 attempts. On Thanksgiving Day against Denver (11/22), Ellis led all defensive linemen with six tackles and added a tackle for a loss as the Broncos were limited to 3.1 yards-per-carry for the game. In Dallas' 20-14 win at Washington (12/2), Ellis again led all Cowboys' linemen in tackles with seven. He also added a tackle for a loss, two quarterback pressures and batted down a pass. Stephen Davis, the NFC's third leading rusher entering the game, was held to 53 yards on 17 carries (3.1 avg.). He registered his sixth sack of the year in the win over the N.Y. Giants (12/9), while leading all defensive linemen with six tackles. His sack was a fourth quarter takedown of Kerry Collins that also forced a fumble. Ellis also forced Collins into two bad throws with pressures and helped limit the Giants to just 73 yards of total offense on their final eight possessions. At Seattle (12/16), he suffered a sprained right knee mid-way through the first quarter but returned to action in the second quarter and recorded four tackles, a tackle for a loss and a quarterback pressure while the Seahawks were held to 139 net yards passing. In the 17-10 loss at Arizona (12/23), he recorded four tackles and a quarterback pressure. In the Cowboys upset win over playoff bound San Francisco (12/30), he registered three tackles, two quarterback pressures and recovered a fumble. Ellis played a key role in Dallas being able to limit the NFL's second ranked 49er running game (146-yards-per-game at the time) to 56 yards.

**2000:** After two years patrolling the left end of the Dallas defensive line, Ellis switched to the right side in 2000 to take pressure off his injured left leg. He went on to lead all defensive linemen with a then career-high 77 tackles, while tying for the team lead with seven tackles for losses and two fumble recoveries. He also finished second on the team with 13 quarterback pressures. After working into camp slowly, Ellis returned to full action for the final two preseason games. In the season opener against Philadelphia (9/3), he led all defensive linemen with eight tackles and a tackle for a loss in his first regular season action since suffering the leg fracture. He recovered a fumble at Arizona (9/10), and then at Washington (9/18), he recorded his first sack of the season on the game's final play to preserve the Cowboys Monday night win. He also recovered a Redskins fumble in the second quarter to set up a Dallas touchdown. Ellis led all defensive linemen and was third on the team with a career-high 11 tackles against San Francisco (9/24). It was the highest tackle total by a Dallas defensive lineman since Chad Hennings recorded 11 stops against the N.Y. Giants on Dec. 21, 1997. Facing perennial All-Pro Tony Boselli, Ellis put together an admirable day against Jacksonville (10/29) with five tackles, a tackle for a loss and a quarterback pressure. He also forced Boselli into two illegal procedure penalties. On special teams, Ellis blocked his first career field goal, getting his hand on a 49-yard fourth quarter attempt by Mike Hollis. Ellis was second among defensive linemen with nine tackles, including two behind the line at Philadelphia (11/5) while helping limit the Eagles running backs to 25 carries for 77 yards (3.1 avg.). His seven tackles against Cincinnati (11/12) led all defensive linemen, and he recorded his second sack of the season with a takedown of Aklil Smith, as the Bengals were limited to 195 total yards. Ellis again led all defensive linemen in tackles and was third on the team with nine stops at Baltimore (11/19). His five tackles against Minnesota (11/23) tied him for second on the team. With four tackles, a sack and two quarterback pressures against Washington (12/10), Ellis helped limit the Redskins to just 79 rushing yards on the day, a season low for the Dallas defense. Ellis wrapped up his comeback season with an all-around game at Tennessee (12/25), recording three tackles, two quarterback pressures and a tackle for a loss.

**1999:** Despite missing the final three regular season games because of a fractured left tibia and fibula, Ellis led the team with 7.5 sacks, the highest sack total by a Dallas player since Tony Tolbert had 12.0 in 1996. Before the injury, he was eighth in the NFC in sacks and was also tied for the team lead with 17 quarterback pressures. He finished the season with 59 tackles, four passes defended and two forced fumbles. Ellis set the tone for the season early, recording five tackles and a career-best two sacks at Washington (9/12) in the season opener. The first sack came with the Redskins at the Dallas four-yard line and forced a fumble that George Teague recovered to end a potential scoring drive. The second sack came on third and three on the Redskins opening possession in overtime and forced them to punt. Dallas then took the ball and drove 95-yards for the game-winning score. The next week on Monday Night Football, he recorded his first career interception and touchdown when he picked off a Danny Kanell pass and raced 87-yards for a score against Atlanta (9/20). It was the longest touchdown return of any kind by a defensive lineman in club history until the next game. He also led all defensive linemen with six tackles on the evening. Ellis closed out his season opening burst of big plays against Arizona (10/3) by returning a Jake Plummer fumble 98 yards for a touchdown, the longest fumble return in Cowboys history. In doing so, he became the first Cowboys defensive player since Ray Horton in 1991 (vs. N.Y. Giants, 9/29 and at Green Bay, 10/6) to score a touchdown in back-to-back weeks. Ellis logged four tackles at Philadelphia (10/10) before adding seven tackles and a sack in helping limit the N.Y. Giants (10/18) to 2.5 yards-per-carry average. Ellis was third on the team, tops among linemen, with seven tackles at Indianapolis (10/31) while also adding a tackle for a loss and a forced fumble. For the second time in 1999, Ellis recorded a career-high two sacks in a game while also leading all defensive linemen with five tackles at Minnesota (11/8). With three tackles and a team-high three quarterback pressures against Green Bay (11/14), he helped limit Brett Favre to a 57.1 QB rating and the Packers to 40 yards rushing, including 31 yards on 15 attempts (2.1 avg.) by Dorsey Levens. He then logged a season-high eight tackles at Arizona (11/21) to finish second on the team, while adding a sack and three quarterback pressures. On Thanksgiving Day against Miami (11/25), pressure from the defensive front was instrumental in forcing Dan Marino into a career-worst five interceptions. Ellis recorded his final sack of the season at New England (12/5) while adding four tackles, but his season came to an abrupt end the next week against Philadelphia (12/12)





when he fractured the tibia and fibula in his left leg in the first quarter. He underwent surgery that night to have a titanium rod inserted into the leg and was placed on injured reserve on Dec. 15. Following the season, he also underwent surgery on Feb. 10, 2000 to have a bone chip removed from his right wrist.

**1998:** Ellis finished his rookie campaign leading the team with 22 quarterback pressures and all defensive linemen with 63 tackles. He also closed the year with five tackles for losses, five passes defended and three sacks. Since tackle records began being kept in 1979, Ellis became the Cowboys first rookie to lead all defensive linemen on the team in tackles. This effort earned him all-rookie honors from *Football News* and *Football Digest*. Against Arizona (9/6), he became the first rookie to start a season opener at defensive end for Dallas since Bob Lilly in 1961. He finished with two tackles and two quarterback pressures against the Cardinals. He registered five tackles at Denver (9/13) before totaling three tackles and two quarterback pressures the next week at the N.Y. Giants (9/21). He also forced his first career fumble in the fourth quarter and helped limit the Giants to 56 yards rushing. He recorded his first career sack while adding three tackles against Oakland (9/27). He totaled five stops at Washington (10/4), and he registered a season-high nine tackles and 1.5 sacks against Carolina (10/11) while helping limit the Panthers to 37 yards rushing on 21 carries (1.8 avg.). He had three tackles and helped limit the Bears to 2.5 yards-per-rush at Chicago (10/18). He recorded four tackles and half a sack against the Giants (11/8) before recording two tackles and two pressures while helping limit the Cardinals to 32 rushing yards at Arizona (11/15). The next week against Seattle (11/22), he totaled two tackles and deflected his first NFL pass. Four days later against Minnesota (11/26) on Thanksgiving Day, he led all defensive linemen with four tackles while adding two pressures and two passes defended. He added six tackles and his first career fumble recovery at New Orleans (12/6). He led all defensive linemen with seven tackles and a career-high four quarterback pressures against Philadelphia (12/20), and he registered four tackles and two tackles for losses in the season finale against Washington (12/27). In his first postseason action against Arizona (1/2/99), he led all defensive linemen with eight tackles.

**COLLEGE:** Ellis teamed with Cowboys 1999 first round draft choice Ebenezer Ekuban on the defensive line at North Carolina. With 32.5 career sacks, Ellis left North Carolina as the school's all-time sack leader, the same school that produced NFL Hall of Famer Lawrence Taylor. As a senior, Ellis earned All-America honors, was a finalist for the Lombardi Award and an All-ACC selection for the third straight season after collecting 87 tackles, nine sacks and 32 quarterback pressures. As a junior, Ellis was named second-team All-America by *The Sporting News* and first-team All-ACC after closing the season with 62 tackles, a school record 38 quarterback pressures and 12.5 sacks, the second most sacks in a season behind Taylor's 16 in 1979. In 1995, Ellis became the first North Carolina sophomore to be named first-team All-ACC since Reuben Davis in 1985. Ellis was also named honorable mention All-America by UPI while recording 71 tackles and seven sacks. As a back-up defensive end during his redshirt freshman year, Ellis ranked second on the team with four sacks.

**PERSONAL:** Gregory Lemont Ellis was an all-state selection as a tight end and defensive end at East Wake High School in Wendell, N.C. During his high school career, he intercepted five passes and returned all of them for touchdowns. He also blocked four punts and returned two of them for scores. An outstanding basketball player, Ellis was selected to play in the North Carolina East/West Shrine Game. The *Greensboro News* and *Observer* voted him the Male High School Athlete of the Year in 1993. Ellis enjoys spending time with the children at Happy Hill Farm and supporting their program that houses and educates abused and neglected children. He also participated in a special program hosted by Head Coach Dave Campo for the Arlington Stars, a group of mentally challenged adults, and served as a celebrity model escort for the annual Children's Cancer Fund Fashion Show. Ellis received his degree in communications studies at UNC, where he was also a member of the junior varsity basketball team as a sophomore. Ellis' wife, Tangie, was his high school sweetheart. The couple has a daughter, Tyann (1/17/00).

## ELLIS' COWBOYS TOTALS

Year	Solo	Tackles	Tot.	Sacks	Tkl/Loss	QB Press.	Passes Def.	For. Fum.	Blk Kick
1998	38	25	63	3.0 (-16)	5 (-4)	22	5	1	0
1999	40	19	59	7.5 (-44)	2 (-8)	17	3	2	0
2000	44	33	77	3.0 (-30)	7 (-16)	13	1	0	1
2001	46	37	83	6.0 (-9)	7 (-12)	26	7	4	0
Total	168	114	282	19.5 (-99)	21 (-50)	78	16	7	1

## Playoffs

1998	2	6	8	0.0	0	1	0	0	
------	---	---	---	-----	---	---	---	---	--

## Pass Interceptions

Year	No.	Yds.	Avg.	Long	TD
1999	1	87	87.0	87	1

## Opponent's Fumbles Recovered

Year	No.	Yds.	Avg.	Long	TD
1998	1	2	2.0	2	0
1999	1	98	98.0	98	1
2000	2	0	0.0	0	0
2001	2	0	0.0	0	0
Total	6	100	16.7	98	1

## Single-Game Bests

Tackles - 11 vs. San Francisco, 9/24/00  
 QB pressures - 6 @ Philadelphia, 9/30/01  
 Passes defended - 2 three times, last vs. Arizona, 10/28/01  
 Sacks - 2.0 three times, last @ Atlanta, 11/11/01  
 Tackles for losses - 2 three times, last @ N.Y. Giants, 11/4/01



# Demetric Evans

**Defensive End**

6'3" ★ 286 ★ 9/3/79

Georgia

FA for '01

NFL: 2nd Year ★ Cowboys: 2nd Year



**GAMES PLAYED/STARTED:** 2001 (16/0).

**PRO:** Demetric Evans signed with Dallas as a rookie free agent following the 2001 draft looking to make an impression on the coaching staff. Throughout training camp and preseason, Evans, who spent the preseason playing as the third defensive end, impressed coaches with his ability to make plays, earning a spot on the Cowboys roster. Big things will be expected of Evans in his sophomore campaign as he provides depth at defensive end while also contributing on special teams.


**2001:** In his NFL debut against San Diego (9/23), Evans saw action as a reserve defensive end, picking up his first career sack – forcing a third quarter fumble on the play. He finished with three tackles, a sack, a quarterback pressure, a pass defended and a forced fumble. At Oakland (10/7), he finished second among defensive linemen with three tackles and then recorded three more at Atlanta (11/11). Against Philadelphia (11/18), he tallied a season-high five tackles and a quarterback pressure helping limit the Eagles to 98 rushing yards. Evans saw considerable action at Seattle (12/16) after Greg Ellis sprained his right knee. He registered four tackles, including one for a loss, and a quarterback pressure. At Arizona (12/23), he led the team with two special teams tackles. Evans then added a tackle and a quarterback pressure while helping limiting San Francisco (12/30) to 56 rushing yards. In the season finale at Detroit (1/6/02), he finished second among defensive linemen with four tackles and a quarterback pressure.

**COLLEGE:** Evans is one of three Georgia Bulldogs on the Cowboys roster, joining Quincy Carter and Orantes Grant in Dallas. As a senior, he played in all 11 games and finished with 32 tackles as a member of the Bulldogs' senior class that finished with a 19-5 home record. As a junior, he started in Georgia's 28-25 victory over Purdue in the Outback Bowl and finished the year with 30 tackles and one sack. Evans played in all 11 regular season games as a sophomore and recorded 19 tackles and one quarterback pressure.

**PERSONAL:** Demetric Untrell Evans, was named AA Defensive Player of the Year in Louisiana after he recorded 75 tackles, 12 sacks, 28 tackles for a loss and 25 quarterback pressures at Haynesville, La., High School. He played both defensive and offensive line and led Haynesville to three consecutive state titles. He averaged 15 points and nine rebounds-per-game for the basketball team. He was a sports business major at Georgia.

## EVANS' COWBOYS TOTALS

Year	Solo	Tackles Ast.	Tot.	Sacks	Tkl/ Loss	QB Press.	Passes Def.	For. Fum.	Special Teams		
									Solo	Ast.	Tot.
2001	15	20	35	1.0 (-3)	1 (-1)	5	2	1	2	4	6



# Byron Frisch

**Defensive End**

6'5" ★ 267 ★ 12/17/76

Brigham Young

FA for '01

NFL: 2nd Year ★ Cowboys: 2nd Year



**GAMES/STARTS:** 2001 (8/0).

**PRO:** The Cowboys added quality depth to their defensive end rotation when they signed Byron Frisch. Originally drafted by the Tennessee Titans in the third round (93rd overall) of the 2000 NFL Draft, Frisch is a quick end who attacks the outside hard and possesses superb lateral agility. These traits, combined with his athletic ability and work ethic, have Cowboys coaches believing he will contribute in the defensive end rotation into the future after supplying a number of big plays during his first year in Dallas.






**2001:** Frisch was released by the Titans on Sept. 2 and signed with Dallas on Sept. 24. He was inactive at Philadelphia (9/30) after suffering a hyperextended right knee in practice on Sept. 26, but recovered to see his first action at Oakland (10/17). His first tackle came against Washington (10/15). His first career sack came at the N.Y. Giants (11/4) with an eight-yard takedown of Kerry Collins. On the play, he forced a fumble that Brandon Noble recovered to set up the first Dallas touchdown of the game. His second sack of the season came at Seattle (12/16) with a 13-yard take down of Matt Hasselbeck. His third sack came at Arizona (12/23) with a take down of Jake Plummer.

**2000:** After recording five tackles and a sack during the preseason, Frisch was inactive for all 16 regular season games and the Titans playoff game against Baltimore (1/7/01).

**COLLEGE:** Frisch was a four-year starter for BYU, totaling 222 tackles, 25 sacks, seven forced fumbles and four fumble recoveries. As a senior captain, he earned third-team All-America and first-team All-Mountain West Conference honors after recording 55 stops, 14 pressures, eight sacks and two forced fumbles. He totaled 70 tackles, five sacks, a forced fumble and a fumble recovery as a junior team captain. As a sophomore, he posted 57 tackles, nine sacks, three forced fumbles and two fumble recoveries. Frisch started eight games as a redshirt freshman in 1996, registering 40 stops, three sacks, a forced fumble and a fumble recovery.

**PERSONAL:** Byron Arthur Frisch lettered four times in football and once in wrestling at Bonita, Calif., Vista High School, where he led the football team to a pair of district championships. The geography major was named team defensive player of the year as a sophomore and team MVP and league defensive player of the year as a senior while earning all-league honors both seasons. Byron and his wife, Kimberly, have a son, Colton (12/15/97) and a daughter, Chloe (7/8/99).

Year	FRISCH'S COWBOYS TOTALS										Special Teams		
	Solo	Tackles Ast.	Tot.	Sacks	Tkl/Loss	QB Press.	Passes Def.	For. Fum.			Solo	Ast.	Tot.
2001	4	4	8	3.0 (-31)	1(-16)	1	1	1			0	0	0



## Joey Galloway

**Wide Receiver**

**5'11" ★ 197 ★ 11/20/71**

**Ohio State**

**Trade (Seattle) for '00**

**NFL: 8th Year ★ Cowboys: 3rd Year**



**GAMES/STARTS** (regular season, playoffs): 1995 (16/16-Sea.), 1996 (16/16-Sea.), 1997 (15/15-Sea.), 1998 (16/16-Sea.), 1999 (8/4, 1/0-Sea.), 2000 (1/1), 2001 (16/16). Total – 88/84, 1/0 (Dallas – 17/17).

**PRO:** One of the game's most dangerous deep threats, Joey Galloway has the rare speed and game-breaking ability to go the distance from any point on the field. He has averaged a touchdown every 8.3 receptions throughout his seven-year career. His 6,489 career all-purpose yards in 88 games accounts for an average of 73.7 yards-per-game, and he has 13 career 100-yard receiving games. From 1995 to 1998, while with the Seattle Seahawks, Galloway registered 36 touchdown receptions – a figure that was topped by only Cris Carter (52) and Carl Pickens (39) over that same period of time. Acquired by Dallas on Feb. 12, 2000 in a trade with the Seattle Seahawks, Galloway's introduction to Dallas was marred by a torn ACL in his left knee in the fourth quarter of the Cowboys 2000 season opener with Philadelphia (9/3/00). The injury required season-ending surgery and a rehabilitation program that concluded with his return to action in the second-to-last preseason game of 2001. When teamed with Raghbi Ismail, Dallas boasts one of the fastest receiving tandems in the NFL. Originally the eighth overall pick of the 1995 NFL Draft, Galloway went on to start 67-of-71 games during his Seattle career and was an AFC Pro Bowl alternate in both 1997 and 1998. He led the Seahawks in receiving yards and touchdowns in each of his first four seasons and led the club in receptions from 1996-98 after finishing second on the team as a rookie in 1995. His 12 100-yard receiving games are the third-best total in Seahawks history. In addition to his 40 career receiving touchdowns, Galloway has one touchdown rushing and four touchdowns on punt returns.

**2001:** After fully recovering from major knee surgery that forced him to miss 15 games in 2000, Galloway finished the year second on the team in receptions (52) and receiving yards (699) while leading in receiving touchdowns (three). He led or tied for the team lead in receptions six times. Galloway was also a threat with his mere presence, forcing opposing defensive backs into nine penalties for 199 yards during the season. Dallas scored a touchdown on five of the nine possessions that included one of those defensive penalties. He led the team with six receptions for 18 yards in the opener against Tampa Bay (9/9), marking his return to action following his ACL injury in Week One of the 2000 season. He had two catches for 33 yards against San Diego (9/23). He was held without a reception for the first time in his



career in the Sunday night loss at Philadelphia (9/30). Galloway picked up his first touchdown reception of the year with a 40-yard strike from Anthony Wright in the loss at Oakland (10/7). He finished with two catches for 59 yards and one rushing attempt for 10 yards against the Raiders. Galloway was on pace to enjoy his finest game of the year against Washington (10/15) when a second quarter foot sprain forced him to miss the second half. Prior to the injury, he had four catches for 51 yards. He tied for the team lead in receptions (three for 28 yards) in the win over Arizona (10/28). He also drew a pass interference penalty that picked up 47 yards and led to the Cowboys deciding touchdown. In the overtime loss at the N.Y. Giants (11/4), he registered 73 yards and a touchdown on four receptions. Against Philadelphia (11/18), Galloway caught two passes for 20 yards and ran the ball twice for 22 yards. He tied for the club lead in receptions against Denver (11/22) with six for 64 yards. In the 20-14 win at Washington (12/2), he recorded a 13-yard reception and drew an 11-yard pass interference penalty to convert a fourth-down attempt. In the win over New York (12/9), he caught two passes for 17 yards while providing timely down field blocking on two key running plays. In his return to Seattle (12/16), Galloway enjoyed a very productive day, catching a season-high seven passes for 82 yards. His biggest play of the game was a 40-yard bomb from Carter in the second quarter. Galloway tied for the team lead with three receptions for 28 yards at Arizona (12/23). With that yardage, he topped the 5,000-yard receiving mark for his career. Galloway set a career-high with 146 receiving yards on six receptions (24.3 avg.) in the upset win against San Francisco (12/30). He was on the receiving end of a season-long 47-yard touchdown pass from Carter while also adding receptions of 44 and 26 yards. He closed the year with three catches for 58 yards at Detroit (1/6).

**2000:** In the season opener against Philadelphia (9/3), Galloway displayed a glimpse of the ability that first attracted the Cowboys to him. He led the team with four receptions for 62 yards and a touchdown. All four of his receptions gave Dallas a first down, including two on third down. But just as quickly as he burst upon the scene in the first three quarters of the game, his season came screeching to a halt in the fourth quarter when he tore the ACL in his left knee. He was placed on injured reserve Sept. 8 and underwent reconstructive surgery on Oct. 5.

**1999:** Galloway was activated to the 53-man roster on Nov. 13 after an eight-week contract dispute. Although he didn't start against the Broncos (11/14) in his first game back, Galloway caught four passes for 88 yards, including a key 39-yard reception in the third quarter. He had his largest impact of the season at Oakland (12/5) when he recorded four receptions for a team-high 68 yards and a touchdown. The score, his only touchdown of the season, was from 31-yards out. He led the team again the following week with six receptions for 85 yards against the San Diego Chargers (12/12). For the season, he had 22 receptions for 335 yards (15.2) and one touchdown.

**1998:** A playmaker all year for the Seahawks, Galloway led the team in receptions and touchdowns for the third consecutive season while being named first alternate for the AFC Pro Bowl squad. He tied for the AFC lead with 10 receiving touchdowns and tied for third with 12 total touchdowns, tying his career-high set in 1997. He finished the season eighth in the AFC with 1,047 yards receiving, the third 1,000-yard season of his career. His punt return average of 10.0 was seventh in the AFC. Galloway led the team with 65 receptions and four 100-yard games on the year. In the season opening victory at Philadelphia (9/6), he posted his ninth career 100-yard game with a then career-high 142 yards on six receptions, including touchdown catches of 35 and 25 yards. He scored another touchdown among his two receptions against Arizona (9/13). Galloway's 10th career 100-yard game came at Pittsburgh (9/27) with a 139-yard outburst on a season-high seven receptions. John Friesz connected with Galloway on a career-long 81-yard touchdown pass at San Diego (10/25) and later connected on a 41-yard pass to the one-yard line to set up the game-winning touchdown. Galloway finished the game with four catches for 130 yards. The 81-yard catch was the second longest in Seahawks history. He also returned a punt 74 yards for his third career punt return touchdown. Galloway returned a punt 56 yards for a score against Oakland (11/15), and caught four passes for 71 yards, including a 44-yard touchdown pass from Warren Moon. In a 20-18 win over Tennessee (11/29), he caught a seven-yard touchdown pass before posting his fourth 100-yard receiving day of the season with 127 yards and two touchdowns on two receptions at the N.Y. Jets (12/6). The touchdowns against the Jets were from 70 and 57 yards out and marked his seventh-career multi-touchdown game. He tied a season-high with seven receptions against San Diego (12/13), including a touchdown, and then led the team in receptions against Indianapolis (12/20) with five, including a three-yard touchdown pass. He presented the ball to a Make-A-Wish child, Sterling Grover, following the touchdown.

**1997:** Galloway started 15 games, missing only the Tennessee game (10/5) because of an ankle sprain he suffered the previous week at Kansas City (9/27), an injury suffered on a first quarter touchdown reception which kept him out the remainder of that game as well. The Tennessee game marked the first missed game of his career. For the season, Galloway led the team in receptions, yards, and touchdowns for the second consecutive year and set single-season bests with 72 receptions, 1,049 receiving yards, and 12 touchdowns - averaging 28.6 yards on each of his scores. His touchdown total was the most by a Seahawks player since Steve Largent had 12 in 1985 and was one off the club record by Daryl Turner in 1984. Galloway's 12 touchdowns tied for the AFC lead and was the third best total touchdown figure in the NFL. Twice during the season, Galloway tied his single-game high with eight catches at St. Louis (10/19) and again at Denver (11/2), in addition he had at least five receptions in eight games. In a 45-34 win over Oakland (10/26), he had seven receptions for 117 yards and three touchdowns. He scored all three touchdowns in the second half, including the game-clincher with 2:24 left. The Oakland game was one of three 100-yard efforts on the year for Galloway. He caught five passes for 106 yards against San Diego (9/21) and six for 101 with two touchdowns against San Francisco (12/21). He totaled 98 yards receiving at Denver (11/2). In a 37-31 win at San Diego (11/9), Galloway scored the game-winning touchdown on a 40-yard reception with 2:20 remaining. He was a first alternate to the AFC Pro Bowl squad.





**1996:** Galloway just missed becoming only the fourth receiver in league history to have back-to-back 1,000-yard receiving seasons in his first two years, finishing the season leading the team in receptions (57), yards (987), and touchdowns (7). He posted two 100-yard games, topped by a season-best 137 yards on five receptions, including touchdowns of 51 and 65 yards in a 22-15 win over the Dolphins in Miami (10/6). He also caught five balls for 108 yards, with a 43-yarder to set up a touchdown at Denver (12/1). Galloway opened the season with a 60-yard reception at San Diego (9/1) before tallying his second career punt return touchdown with an 88-yarder against Denver (9/8). He had a single-game high eight receptions in back-to-back midseason games against Houston (11/3) and Minnesota (11/10). In the Oilers' contest, he had 94 yards receiving and the game-tying touchdown reception with 3:30 left. His eight catches against the Vikings were good for 91 yards and one score. In a late season AFC West showdown with Oakland (11/24), Galloway had three receptions for 99 yards, with receptions of 40 and 42 yards to set up touchdowns. Through the first seven games of the season, he averaged 11.8 yards on 12 punt returns to rank fourth in the AFC before relinquishing those duties to concentrate on offense.

**1995:** Galloway was the first rookie wide receiver to start every game for Seattle and the first since 1976 to start the opener. Along the way, he was named NFL Offensive Rookie of the Year by *College and Pro Football Newsweekly* and was a consensus All-Rookie choice. He caught 67 passes for 1,039 yards and seven touchdowns, becoming the 10th rookie in NFL history to surpass 1,000 yards, and the first since 1986. Galloway combined with Brian Blades to form the first duo with 1,000 yards in the same season in Seattle history. He also added 154 yards rushing and a touchdown while returning 36 punts for a 10.0-yard average, and one touchdown. Along the way he set franchise season records for receptions, yards, and 100-yard games (three) by a rookie, totals that also led all NFL rookies – as did his seven touchdown receptions. The first record to fall was Daryl Turner's for yardage (715 in 1984) 11 games into the season, and in Week 14, he broke Steve Largent's record for rookie receptions (54 in 1976). Prior to Galloway's arrival, the franchise had seen only five 100-yard games by a rookie, but he almost matched that himself, posting a franchise rookie best three 100-yard games: five receptions for 102 yards and one touchdown at Buffalo (10/15); five receptions for 114 yards and two scores at Jacksonville (11/12); and five catches for 108 yards against Oakland (10/08). In that Jaguars game, Galloway established a franchise record for the longest run from scrimmage with an 86-yard touchdown dash. Accounting for 200 yards from scrimmage in the game, Galloway earned AFC Offensive Player of the Week honors for his performance. A club-record 89-yard punt return for a touchdown against the N.Y. Giants (11/5) started Galloway on his way to AFC Special Teams Player of the Month honors for November, a month he returned 13 punts for a 13.2 yard average and one touchdown. Both the 89-yard punt return and the 86-yard run were the longest such plays in the NFL in 1995. For the season, Galloway averaged 48.0 yards on each of his nine touchdowns (seven receiving, one rushing, one punt return) and was one of two players in the NFL (San Francisco's Jerry Rice) to score three different ways.

**COLLEGE:** Galloway finished his college career second in Ohio State history in touchdown receptions with 19 – trailing only Cris Carter's 27 – and had two games with three touchdowns. He finished fourth in both career receptions (108) and receiving yards (1,894). He also added 20 kickoff returns for a 25.0-yard average and one score and 34 punt returns for a 7.8 average. Galloway earned first-team All-Big Ten Conference honors as a junior and second-team accolades as a senior while leading the team in receiving both years. As a senior, he recorded 44 receptions for 669 yards and seven touchdowns. He also returned 18 kickoffs for 462 yards (25.7) and one touchdown, and 16 punts for a 10.6 average. Galloway finished his senior season catching eight passes for 146 yards and two touchdowns in the Citrus Bowl against Alabama, including a career-best 69-yard reception. As a junior, Galloway caught 47 passes for 946 yards and a school record equaling (Carter – 1986) 11 touchdowns. His yardage total ranked third for a single-season in school history trailing Carter's 1,127 in 1986 and 950 in 1985. Galloway posted four 100-yard games, including 186 (third best single-game total in school history) on nine receptions with three touchdowns against Michigan State. Galloway was a National Football Foundation Scholar Athlete and National Association of Collegiate Directors of Athletics Scholarship recipient.

**PERSONAL:** Galloway caught 32 passes for 608 yards and eight touchdowns, averaged 26.9 yards on kickoff returns and 15.2 on punt returns as a senior at Bellaire, Ohio, High School. He was also an all-Ohio choice in basketball and lettered in track. During the 2002 off-season, he organized a motivational and goal-setting discussion with the children at Happy Hill Farm Academy and Home, accompanied by a donation of athletic clothing for the Farm residents. Galloway also spent time as a celebrity football coach at the sixth annual Dallas Cowboys Let Us Play! Sports Camp for Girls – a three-day sports camp for inner-city girls. In 2001, he served as a guest speaker at Bryan Adams High School in Dallas, Tex., for the Teens Driving for Safety program, an assembly highlighting responsible driving practices for America's teens. He also hosted the first "Galloway Holiday," a holiday party for the children at South Dallas' St. Phillip's School and Community Center. Despite his injury in 2000, Galloway joined in with the rest of the Cowboys wide receiver corps in distributing 500 Hams for the Holidays with the Salvation Army. He was also a big hit with the toddlers at the Gene & Jerry Jones Family Center for Children. During his Seahawks career, he sponsored a group of students, the Galloway Express, at each Seattle home game. During the 1996 season, Galloway appeared on *Wheel of Fortune* with proceeds from his spins benefiting the Make-A-Wish Foundation. He earned his degree in Business/Marketing from Ohio State.



## GALLOWAY'S NFL TOTALS

Year	No.	Receiving Yds.	Avg.	Long	TD
1995 (Sea.)	67	1,039	15.5	59t	7
1996 (Sea.)	57	987	17.3	65t	7
1997 (Sea.)	72	1,049	14.6	53t	12
1998 (Sea.)	65	1,047	16.1	81t	10
1999 (Sea.)	22	335	15.2	48	1
2000	4	62	15.5	22	1
2001	52	699	13.4	47t	3
Total	339	5,218	15.4	81t	41

## Playoffs

1999 (Sea.)	1	22	22.0	22	0
-------------	---	----	------	----	---

Year	No.	Rushing Yds.	Avg.	Long	TD
1995 (Sea.)	11	154	14.0	86t	1
1996 (Sea.)	15	127	8.5	51	0
1997 (Sea.)	9	72	8.0	44	0
1998 (Sea.)	9	26	2.9	14	0
1999 (Sea.)	1	-1	-1.0	-1	0
2001	3	32	10.7	16	0
Total	48	410	8.5	86t	1

Year	No.	Punt Returns FC	Yds.	Avg.	Long	TD
1995 (Sea.)	36	12	360	10.0	89t	1
1996 (Sea.)	15	5	158	10.5	88t	1
1998 (Sea.)	25	5	251	10.0	74t	2
1999 (Sea.)	3	1	54	18.0	21	0
2000	1	0	2	2.0	2	0
2001	1	0	6	6.0	6	0
Total	81	23	831	10.3	89t	4

## 100-Yard Receiving Games (13 total)

146 vs. San Francisco, 12/30/01 (6 rec.)  
 142 @ Philadelphia, 9/6/98 (6 rec.)  
 139 @ Pittsburgh, 9/27/98 (7 rec.)  
 137 @ Miami, 10/6/96 (5 rec.)  
 130 @ San Diego, 10/25/98 (4 rec.)  
 127 @ N.Y. Jets, 12/6/98 (2 rec.)  
 117 vs. Oakland, 10/26/97 (7 rec.)  
 114 @ Jacksonville, 11/12/95 (5 rec.)  
 108 vs. Oakland, 12/17/95 (5 rec.)  
 108 @ Denver, 12/1/96 (5 rec.)  
 106 vs. San Diego, 9/21/97 (5 rec.)  
 102 @ Buffalo, 10/15/95 (5 rec.)  
 101 vs. San Francisco, 12/21/97, (6 rec.)

## Single-Game Bests

Receptions - 8 four times, last @ Denver, 11/2/97  
 Receiving Yards - 146 vs. San Francisco, 12/30/01  
 Long Reception - 81t at San Diego, 10/25/98  
 Most Touchdowns - 3 vs. Oakland, 10/26/97

## Additional Statistics

Kickoff returns - 1995 (2 returns, 30 yards)

## Galloway Game by Game

1995	No	Yds	Avg	LG	TD
L-Kansas City 9/3	4	69	17.3	31	0
L-San Diego 9/10	3	26	8.7	9	0
W-Cincinnati 9/17	6	75	13.0	28	0
W-Denver 10/1	4	89	22.3	51	0
L-Oakland 10/8	4	87	21.8	35	1
L-Buffalo 10/15	5	102	20.4	54	1
L-San Diego 10/22	2	15	7.5	10	0
L-Arizona (OT) 10/29	2	35	17.5	19	0
W-N.Y. Giants 11/5	4	35	8.8	10	0
W-Jacksonville 11/12	5	114	22.8	38t	2
W-Washington 11/19	4	90	22.5	59t	1
L-N.Y. Jets 11/26	3	24	8.0	10	0
W-Philadelphia 12/3	7	68	9.7	21	0
W-Denver 12/10	4	49	12.3	17	1
W-Oakland 12/17	5	108	21.6	43t	1
L-Kansas City 12/24	5	50	10.0	15	0
Season Totals	67	1,039	15.5	59t	7

1996	No	Yds	Avg	LG	TD
L-San Diego 9/1	4	89	22.3	60	0
L-Denver 9/8	3	42	14.0	19	0
L-Kansas City 9/15	4	57	14.3	19	0
W-Tampa Bay 9/22	3	33	11.0	16	0
L-Green Bay 9/29	1	15	15.0	15	0
W-Miami 10/6	5	137	27.4	65t	2
W-Kansas City 10/17	3	65	21.7	32	1
W-San Diego 10/27	1	18	18.0	18	0
W-Houston 11/3	8	94	11.8	18	1
W-Minnesota 11/10	8	91	11.4	91	1
L-Detroit 11/17	3	22	7.3	10	0
L-Oakland 11/24	3	99	33.0	42	0
L-Denver 12/1	5	108	21.6	43	0
W-Buffalo 12/8	1	27	27.0	27t	1
L-Jacksonville 12/15	3	51	17.0	23	0
W-Oakland 12/22	2	39	19.5	32	1
Season Totals	57	987	17.3	65t	7

1997	No	Yds	Avg	LG	TD
L-N.Y. Jets 8/31	3	34	11.3	17	0
L-Denver 9/7	4	84	21.0	29	0
W-Indianapolis 9/14	6	58	9.7	15	0
W-San Diego 9/21	5	106	21.2	53	1
L-Kansas City (OT) 9/28	1	41	41.0	41	1
W-Tennessee 10/5	Inactive	-	-	-	-
W-St. Louis 10/19	8	75	9.4	13	0
W-Oakland 10/26	7	117	16.7	45	3
L-Denver 11/2	8	98	12.3	19	0
W-San Diego 11/9	3	84	28.0	40	2
L-New Orleans (OT) 11/16	5	68	13.6	20	0
L-Kansas City 11/23	3	36	12.0	20	1
L-Atlanta 11/30	3	34	11.3	16	1
L-Baltimore 12/7	3	31	10.3	16	0
W-Oakland 12/14	7	82	11.7	35	1
W-San Francisco 12/21	6	101	16.8	37	2
Season Totals	72	1,049	14.6	53	12

1998	No	Yds	Avg	LG	TD
W-Philadelphia 9/6	6	142	23.7	35t	2
W-Arizona 9/13	2	20	10.0	11	1
W-Washington 9/20	1	5	5.0	5	0
L-Pittsburgh 9/27	7	139	19.9	40	0
L-Kansas City 10/4	5	50	10.0	16	0
L-Denver 10/11	6	70	11.7	23	0
W-San Diego 10/25	4	130	32.5	81t	1
L-Oakland 11/1	3	30	6.0	8	0
W-Kansas City 11/8	1	45	45.0	45	0
L-Oakland 11/15	3	30	10.0	12	0
L-Dallas 11/22	4	71	17.8	44t	1
W-Tennessee 11/29	4	36	9.0	13	1
L-N.Y. Jets 12/6	2	127	63.5	70t	2
W-San Diego 12/13	7	69	9.9	15	1
W-Indianapolis 12/20	5	50	10.0	18	1
L-Denver 12/27	3	33	11.0	18	0
Season Totals	65	1,047	16.1	81t	10

1999	No	Yds	Avg	LG	TD
L-Detroit 9/12	DNP	-	-	-	-
W-Chicago 9/19	DNP	-	-	-	-
W-Pittsburgh 9/26	DNP	-	-	-	-
W-Oakland 10/3	DNP	-	-	-	-
L-San Diego 10/17	DNP	-	-	-	-
W-Buffalo 10/24	DNP	-	-	-	-
W-Green Bay 11/1	DNP	-	-	-	-
W-Cincinnati 11/7	DNP	-	-	-	-
W-Denver 11/14	4	88	22.0	39	0
W-Kansas City 11/21	1	18	18.0	18	0
L-Tampa Bay 11/28	1	18	18.0	18	0
L-Oakland 12/5	4	68	17.0	31t	1
L-San Diego 12/12	6	85	14.2	48	0
L-Denver (OT) 12/19	3	34	11.3	19	0
W-Kansas City 12/26	2	7	3.5	4	0
L-N.Y. Jets 12/30	1	17	17.0	17	0
Season Totals	22	335	15.2	48	1

## Playoffs

2000	No	Yds	Avg	LG	TD
L-Philadelphia 9/3	4	62	15.5	22	1
L-Arizona 9/10	Reserve/Injured	-	-	-	-
W-Washington 9/18	Reserve/Injured	-	-	-	-
L-San Francisco 9/24	Reserve/Injured	-	-	-	-
W-Carolina 10/1	Reserve/Injured	-	-	-	-
L-N.Y. Giants 10/15	Reserve/Injured	-	-	-	-
W-Arizona 10/22	Reserve/Injured	-	-	-	-
L-Jacksonville 10/29	Reserve/Injured	-	-	-	-
L-Philadelphia 11/5	Reserve/Injured	-	-	-	-
W-Cincinnati 11/12	Reserve/Injured	-	-	-	-
L-Baltimore 11/19	Reserve/Injured	-	-	-	-
L-Minnesota 11/23	Reserve/Injured	-	-	-	-
L-Tampa Bay 12/3	Reserve/Injured	-	-	-	-
W-Washington 12/10	Reserve/Injured	-	-	-	-
L-N.Y. Giants 12/17	Reserve/Injured	-	-	-	-
L-Tennessee 12/25	Reserve/Injured	-	-	-	-
Season Totals	4	62	15.5	22	1





## Galloway's Game-by-Game, cont.

2001	No	Yds	Avg	LG	TD		No	Yds	Avg	LG	TD
L-Tampa Bay 9/9	6	18	3.0	11	0	L-Denver 11/22	6	64	10.7	27	0
L-San Diego 9/23	2	33	16.5	22	0	W-Washington 12/2	1	13	13.0	13	0
L-Philadelphia 9/30						W-N.Y. Giants 12/9	2	17	8.5	11	0
L-Oakland 10/7	2	59	29.5	40t	1	L-Seattle 12/16	7	82	11.7	40	0
W-Washington 10/15	4	51	12.8	16	0	L-Arizona 12/23	3	28	9.3	10	0
W-Arizona 10/28	3	28	9.3	17	0	W-San Francisco 12/30	6	146	24.3	47t	1
L-N.Y. Giants 11/4	4	73	18.3	24	1	L-Detroit 1/6	3	58	19.3	23	0
L-Atlanta 11/11	1	9	9.0	9	0	<b>Season Totals</b>	<b>52</b>	<b>699</b>	<b>13.4</b>	<b>47t</b>	<b>3</b>
L-Philadelphia 11/18	2	20	10.0	11	0						

## Galloway Career By Opponent — Regular Season

Opponent	Games	No.	Yards	Avg.	LG	TD	100
Arizona	4	10	111	11.1	19	1	0
Atlanta	2	4	43	10.8	16	1	0
Baltimore	1	3	31	10.3	16	0	0
Buffalo	2	6	129	21.5	54t	1	1
Cincinnati	1	6	78	13.0	28	0	0
Dallas	1	4	71	17.8	44t	1	0
Denver	11	50	759	15.2	51	1	1
Detroit	2	6	80	13.3	23	0	0
Green Bay	1	1	15	15.0	15	0	0
Indianapolis	2	11	108	9.8	18	1	0
Jacksonville	2	8	165	20.6	38t	2	1
Kansas City	10	29	438	15.1	45	3	0
Miami	1	5	97	27.4	68t	2	1
Minnesota	1	8	131	11.4	19	1	0
New Orleans	1	5	68	13.6	20	0	0
N.Y. Giants	3	10	125	12.5	24	1	0
N.Y. Jets	4	9	202	22.4	70t	2	1
Oakland	10	42	719	17.1	45	9	2
Philadelphia	5	19	292	15.4	35t	3	1
Pittsburgh	1	7	139	19.9	40	0	1
St. Louis	1	8	75	9.4	13	0	0
San Diego	10	37	655	17.7	81t	5	2
San Francisco	2	12	247	20.6	47t	3	2
Seattle	1	7	82	11.7	40	0	0
Tampa Bay	3	10	69	6.9	18	0	0
Tennessee	2	12	130	10.8	18	2	0
Washington	4	10	159	15.9	59t	1	0
<b>Postseason</b>							
Miami	1	1	22	22.0	22	0	0



## Kelvin Garmon

## Guard

6'2" ★ 350 ★ 10/26/76

Baylor

D-7b for '99 (243rd overall)

NFL: 3rd Year ★ Cowboys: 3rd Year

**GAMES/STARTS** (regular season/playoffs): 1999 (NFI), 2000 (0/0), 2001 (16/16). Total – 16/16.

**PRO:** Kelvin Garmon, who had been away from the football field for almost two years (1998-99) rehabilitating a fractured right tibia suffered during his final collegiate campaign, returned to the playing field and full-time football work in 2000. In 2001 he took that a step further by becoming the club's starting right guard when Solomon Page moved to right tackle. The Cowboys patience with Garmon paid huge dividends as the former seventh round draft choice (243rd overall) in 1999 went on to start 16 games for a team that finished third in the NFL in rushing with 2,184 yards on the season. His size and strength give him the versatility to play anywhere along the offensive line, but his ability to run and his quickness make him a naturally gifted pulling guard. With just one true season of action under his belt, Garmon should continue to improve in the years to come.

**2001:** Garmon was the only new starter on the Dallas offensive line in 2001, moving into the starting lineup at right guard while Solomon Page slid over to right tackle. He became one of the anchors in a line that helped Dallas finish third in the NFL in rushing at 136.5 yards-per-game. The 2,184 rushing yards Dallas gained for the season was the second best total in the last 20 years by a Cowboys' team (1995 – 2,201). The line also did an outstanding job in pass protection as four different quarterbacks rotated through the backfield. The line allowed 34 sacks in 447 pass plays. Just twelve teams allowed fewer in 2001 and only eight teams lost fewer yards due to sacks than the 190 lost by Dallas. Ten times opponents were held to two sacks or less during the season. In his first meaningful action since Nov. 7, 1998 against Kansas State – the game in which he suffered his fractured right tibia – Garmon earned his first NFL start against Tampa Bay (9/9). In his NFL debut, he helped limit the Buccaneers to two sacks and helped limit



All-Pro defensive tackle Warren Sapp to one tackle and no sacks on the day. His play with the line against San Diego (9/23) allowed Emmitt Smith to run for 85 yards on 17 carries (5.0 avg.) and move past Barry Sanders into second on the NFL's all-time rushing list. In the Cowboys Monday night win over Washington (10/15), Garmon and Co. helped lead Smith (107 yards) to his first 100-yard rushing game of the season and Dallas to 211 yards on the ground for the evening. At Atlanta (11/11), he played a part in an effort that opened the way for Troy Hambrick to gain 127 rushing yards and Michael Wiley to add 85 en route to the Cowboys gaining 207 yards (6.3 avg.) for the day. In a home loss to Philadelphia (11/18), Garmon helped Dallas rush for 132 yards on 23 carries (5.7 avg.) against the NFL's eighth ranked run defense. He played a key role in Dallas' 20-14 win at Washington (12/2), helping the Cowboys log their third 200+ yard rushing day of the season as the team ran 44 times for 215 yards (4.9 avg.), including 102 yards from Smith. On the day, Garmon helped limit Kenard Lang and Dan Wilkinson to a combined three tackles. Despite suffering a sprained right foot in the first quarter at Arizona (12/23), Garmon returned in the second half and led the way as Dallas rushed for 174 yards, including a season-high 128 by Smith, and allowed just one sack in 30 pass plays. The Cowboys surprise 27-21 win over San Francisco (12/30) was sparked by a Dallas line that helped account for 186 rushing yards, including 126 by Smith. This despite Garmon missing the entire week of practice while nursing his sprained right foot. The Cowboys also helped limit the 49ers to one sack on 26 pass plays as Quincy Carter threw for a season-high 241 yards. Garmon re-aggravated his sprained right foot in the first half at Detroit (1/6/02) and did not return.

**2000:** After an almost two year hiatus from the playing field, Garmon returned to action in the Cowboys five preseason games, including three starts at left guard for Larry Allen (fractured right hand). His high level of play during the preseason earned him a spot on Dallas' 53-man roster, but he was deactivated for each of the first 15 games. He was part of the Cowboys active roster for the season finale at Tennessee (12/25) but did not see any playing time.

**1999:** Garmon was placed on the Reserve/Non-Football Injury list on Aug.31 following a preseason where he saw no on-field action. He spent the entire off-season, training camp and regular season fulfilling the requirements of rehabilitating the fractured right tibia that he suffered as a senior at Baylor.

**COLLEGE:** A powerful performer while at Baylor, Garmon's versatility was documented during his senior year when he played every position, except center, on the Bears offensive line. He was enjoying a solid season before his fractured leg brought an abrupt halt to his collegiate career after four games. Prior to his injury, he had registered 17 knockdown blocks. In starting every game as a junior, Garmon displayed his versatility throughout the year. He started the first five games at strong tackle before switching to strong guard for the remaining six outings. While he was expected to spend his sophomore season as a reserve, Garmon broke through in summer training camp and earned a starting job for the Bears, earning five starts at right guard and six starts at left tackle.

**PERSONAL:** Garmon, a physical therapy major, attended Haltom, Tex., High School, where he was a standout on both the offensive and defensive lines. As a senior, he recorded 80 tackles, including 10 sacks. Garmon earned all-district and all-state honors in his final prep campaign. He also earned varsity letters in basketball and track. Garmon has participated in the offensive line's support of The RISE School in Dallas with the "First Downs for Down Syndrome" project. In the fall of 2001, the entire offensive line helped paint a Dallas Cowboys Pegasus with the children from The RISE School. The Pegasus, a project to promote the City of Dallas, was donated to the school for a charitable fundraiser. He was a guest coach for the club's 1999 Dallas Cowboys/Gatorade Junior Training Camp football clinic for 200 youth from The Salvation Army, and he attended and showed support at the 2001 Komen Race for the Cure in Plano, TX.



## Aaron Gibson

### Tackle

6'6" ★ 410 ★ 9/27/77

Wisconsin

Waiver (Det.) for '01

NFL: 4th Year ★ Cowboys: 2nd Year



**GAMES/STARTS** (regular season, playoffs): 1999 (0/0-Det), 2000 (10/10-Det), 2001 (6/5-Det), (1/0-Dal.). Total - 17/15 (Dallas 1/0).

**PRO:** The Dallas Cowboys, in their continued efforts to upgrade the roster, claimed Aaron Gibson off waivers from Detroit on Oct 31, 2001. Originally drafted in the first round (27th overall) by Detroit in 1999, Gibson's playing time as a Lion was often limited by nagging injuries. He missed his entire rookie season after injuring his left shoulder in an April mini-camp in Detroit. His second year in the NFL was cut short by a right shoulder injury that put him on the injured reserve list after 10 games. Intrigued by his size, physical style of play and solid run blocking ability, the Cowboys chose to claim the former Wisconsin Badger in an effort to tap into his first round talent.






**2001:** After successfully rehabbing a right shoulder subluxation throughout the offseason, Gibson returned to the Detroit lineup and started the first four games of the season. He left in the third quarter of a Week 5 game at Minnesota (10/14) with a bruised knee. He played in the next two games, starting one, before being released by the Lions Oct. 30. The Cowboys claimed Gibson off waivers Oct. 31 and was inactive his first eight games in Dallas. He was active for the first time as a Cowboy in the win over San Francisco (12/30), but did not see action. The following week, in the season finale at Detroit (1/6/02), he saw his first action as a Cowboy against his former team with two special teams snaps on the field goal unit after Kelvin Garmon suffered a sprained right foot.

**2000:** Gibson returned to the playing field following his shoulder rehabilitation and registered his first career NFL start at right tackle at New Orleans (9/3). That outing marked his first regular game action since starting for Wisconsin in the 1999 Rose Bowl. He graded out as the most productive lineman and started the next nine games for the Lions until he suffered a posterior subluxation in his right shoulder against Atlanta (11/12). He was inactive for weeks 11-13 before being placed on injured reserve on Dec. 4 and undergoing surgery on Dec. 7.

**1999:** A first round selection of the Lions (27th overall), Gibson was placed on injured reserve following surgery on his left shoulder (9/2) to repair a dislocation he suffered during an April mini-camp practice. He saw no game action as a rookie while spending the entire season rehabilitating the injured shoulder.

**COLLEGE:** Gibson spent two years at Wisconsin blocking for Heisman Trophy winner Ron Dayne, who established the NCAA Division I-A career rushing record (6,397) in 1999 before being drafted by the N.Y. Giants. Gibson earned first-team All-America, first-team All-Big Ten and team co-MVP honors as a senior for the Badgers. He helped the offense average 240.3 yards-per-game rushing (19th in nation) as a senior. He was the first Badger to be named a finalist for the Lombardi Award and Outland trophy. Against Iowa, his blocking helped the Badgers rush for 280 yards. He was an All-America honorable mention and All-Big Ten first-team choice as a junior. As a sophomore, Gibson was a reserve right tackle and used as a blocking tight end during the second half of the season. As a freshman, Gibson did not play under the guidelines of NCAA Proposition 48.

**PERSONAL:** While at Wisconsin, Gibson majored in Afro-American studies. He lettered three times in football and four times in track and field at Decatur Central High School in Indianapolis, Ind. As a senior, he earned All-America and first-team all-state honors. On the defensive side of the ball, Gibson recovered eight fumbles and recorded 11 passes defended.



# La'Roi Glover

## Defensive Tackle

6'2" ★ 285 ★ 7/4/74

San Diego State

UFA (New Orleans) for '02

NFL: 7th Year ★ Cowboys: 1st Year



**GAMES/STARTS** (regular season, playoffs): 1996 (2/0 - Oak), 1997 (15/2 - N.O.), 1998 (16/15 - N.O.), 1999 (16/16 - N.O.), 2000 (16/16, 2/2 - N.O.), 2001 (16/16 - N.O.). Total - 81/65, 2/2.

**PRO:** After making a dramatic improvement in their run defense from the 2000 season to the 2001 season, the Cowboys were looking for a defensive tackle that could rush the passer and stop the run. They found their man in La'Roi Glover and signed him to a long term contract on March 12, 2002. He came to Dallas as an unrestricted free agent from New Orleans - where he rapidly emerged as one of the NFL's most productive defensive tackles over the course of the past five years. Glover is a strong, quick lineman who has been selected to two Pro Bowls while recording 25 sacks over the past two seasons, and he has registered 50 sacks during his six-year career. From 1998 to 2000, only two other NFL players posted more sacks than Glover's 35.5 (Kevin Carter - 39.5 and Warren Sapp - 36). Glover's 17 sacks in 2000 tied the New Orleans single season record that was set by Pat Swilling in 1992, and that figure is the second highest sack total by any defensive tackle in NFL history - since sacks were first registered as an official NFL stat in 1982. With an outstanding presence as an inside run stopper, Glover will compliment the talents of fellow tackles Brandon Noble and Michael Myers. His fine pass rushing ability should aid the talents of defensive end Greg Ellis as well.

**2001:** Glover earned his second consecutive Pro Bowl selection after totaling 45 tackles, eight sacks, three forced fumbles and two fumble recoveries. His eight sacks ranked third on the team and helped the Saints lead the NFL in sacks-per-pass play. He opened the season with two stops and a sack at Buffalo (9/9), then posted three tackles and a sack at the N.Y. Giants (9/30). In the Saints' home opener against Minnesota (10/7), he totaled four tackles, two sacks and forced a fumble while holding the Vikings ground attack to just 34 yards. He recorded two stops and two fumble recoveries at Carolina (10/14) before posting four stops against Atlanta (10/21). Against Indianapolis (11/18), he totaled two stops, then tallied four tackles at New England (11/25). Against Carolina (12/2), he recorded three tackles, 1.5 sacks and a forced



fumble while helping the defense limit the Panthers to just 49 rushing yards on 19 attempts (2.6 avg.) and 150 total yards. He posted two tackles, a forced fumble and half a sack at Atlanta (12/9) then totaled three stops and a sack against St. Louis (12/17). He recorded a season-high six tackles and a sack against Washington (12/30) before closing the season with three stops against San Francisco (1/6/02).

**2000:** With one of the more dominating defensive performances in the NFL, Glover was selected to his first Pro Bowl while earning consensus All-Pro honors and NFL Alumni Defensive Lineman of the Year after leading the NFL with 17 sacks for losses of 112 yards. This sack total ranks second in NFL annals among defensive tackles, trailing Minnesota's Keith Millard's 18-sack effort in 1989. He also recorded 65 tackles, two forced fumbles and a fumble recovery. His performances earned him NFC Defensive Player of the Week honors an NFC-record three times while earning NFC Defensive Player of the Month for October. At the time, he was just the ninth player in NFL history to win conference Player of the Week honors in two consecutive weeks – at Chicago (10/8) and against Carolina (10/15). He recorded his first sack of the season against Detroit (9/3) while totaling six tackles. He finished with two stops and sacks on consecutive plays at San Diego (9/10) before tallying four tackles and a career-high tying three sacks at Chicago (10/8), earning NFC Defensive Player of the Week honors. He earned Defensive Player of the Week honors the following week against Carolina (10/15) after recording another three sack performance. At Atlanta (10/22), he totaled three tackles and a sack, then registered six stops, two sacks and a forced fumble at Arizona (10/29). He was named NFC Defensive Player of the Month for October after posting 17 tackles, nine sacks and a forced fumble in four games. He recorded his 11th sack of the year at Carolina (11/12), and he earned NFC Defensive Player of the Week honors for a record third time after totaling five stops, a career-high tying three sacks and a forced fumble at St. Louis (11/26). Glover's performance helped the Saints defense limit Rams running back Marshall Faulk to 27 rushing yards in New Orleans 31-24 victory over the defending Super Bowl champions. He returned the next week against Denver (12/3) to record a season-high 10 tackles, then forced a key third quarter fumble at San Francisco (12/10) which led to a Saints field goal in a 31-27 victory. In the NFC Wild Card game against St. Louis (12/30), he totaled six tackles and a fumble recovery to help the New Orleans defense limit Faulk to 24 rushing yards in the Saints 31-28 victory.

**1999:** Glover finished fifth on the Saints with 62 tackles while leading the team with 8.5 sacks. He also posted a forced fumble, a fumble recovery and a pass defended. He recorded his first sack at Chicago (10/3), and he led the team with eight tackles at the N.Y. Giants (10/24). He registered his most productive game of the season at Baltimore (12/19) when he led the Saints with a career-high 11 tackles and a career-high tying three sacks.

**1998:** In starting 15-of-16 games for the Saints, he led the team with 10 sacks while posting 67 tackles, three forced fumbles, an interception and a pass defended. He was named an alternate to the Pro Bowl while earning All-Pro honors from *USA Today* and *College & Pro Football Newsweekly*, second-team All-Pro honors from the Associated Press and second-team All-NFC honors from *Football News*. He kicked off the season recording two sacks and a forced fumble at St. Louis (9/6). His forced fumble was returned for a Saints touchdown by Joe Johnson. He again posted two sacks and a forced fumble against Carolina (9/13), and he intercepted his first career pass against New England (10/4). He registered a season-high eight tackles and a sack at Carolina (11/1) before tying that mark with eight tackles, three sacks and a forced fumble against St. Louis (11/15). He earned NFC Defensive Player of the Week honors after totaling four stops and two sacks against Dallas (12/6).

**1997:** Glover spent the spring playing for the Barcelona Dragons, helping the team to the World League title while earning All-World League honors. He ranked third in the league with 6.5 sacks while totaling 36 stops. He was waived by Oakland Aug. 24 and claimed by New Orleans Aug. 25, where he appeared in 15 games, starting two. He finished 12th on the team with 33 tackles and fourth with 6.5 sacks while also registering a forced fumble, and a fumble recovery. Against San Diego (9/7), he registered three tackles and a fumble recovery. He posted three stops at San Francisco (9/14) before recording his first career sack against Detroit (9/21). He tallied his second sack at Chicago (10/5), and he recorded his best game of the season against San Francisco (10/26) when he registered five tackles and a sack. Against Seattle (11/16), he totaled three tackles, a sack and a pass defended. He started his first NFL game at Carolina (11/30) and his second in the season finale at Kansas City (12/1).

**1996:** After being drafted by the Oakland Raiders in the fifth round (166th overall) of the NFL Draft, Glover was inactive for 13 games with the Raiders. He was active but did not play at Chicago (9/29). He saw his first NFL action against Minnesota (11/19) and totaled two tackles. He again saw action at Seattle (11/26) in the defensive line rotation and on special teams.

**COLLEGE:** Glover was a four-year starter at San Diego State, serving as defensive captain and earning Aztec Outstanding Defensive Lineman honors as a senior after totaling 36 tackles and 4.5 sacks. He was selected to the All-Western Athletic Conference second-team and to the West squad for the East-West Shrine Game. He was a second-team All-WAC selection as a sophomore and honorable mention selection as a freshman.

**PERSONAL:** Glover was named Cal-Hi Sports first-team, *USA Today* second-team All-America, San Diego co-Player of the Year, *Los Angeles Times* Lineman of the Year and CIF Player of the Year as a senior defensive lineman at Point Loma High School in San Diego, Calif. He closed his final prep campaign with 77 tackles, 17.5 sacks, six fumble recoveries, six forced fumbles and three passes defended. He also earned three letters in track as a shot putter and three letters in wrestling, earning the top heavyweight wrestler ranking in the state of California as a senior. Glover was nominated by teammates for the Saints "Man of the Year" and "Unsung Hero" awards in 1999 and was named Saints Defensive MVP for the 2000 season. He graduated from San Diego State in the spring of 1999 with a double major in public administration and sociology.





**COLLEGE:** Hambrick transferred from South Carolina to Savannah State as a senior in 1999 and proceeded to lead the Southern Intercollegiate Athletics Conference in scoring (116 points) while finishing third in rushing (1,189 yards on 183 carries – 6.5 avg.). He finished the year with 18 touchdowns while catching 14 passes for 111 yards and a touchdown. He left South Carolina after rushing for 1,526 yards over his three years as a Gamecock to rank 18th on the school's all-time rushing list. In Hambrick's final season at USC, he led the team with 701 rushing yards and four touchdowns on 144 carries (4.9 avg.) while catching 22 passes for 166 yards. As a sophomore, he rushed for 604 yards and five scores on 115 carries (5.3 avg.) to lead the team while posting 18 receptions for 143 yards. While carrying the ball 43 times for 281 yards (6.5 avg.) and five touchdowns as a freshman, Hambrick became the first freshman in South Carolina history to rush for more than 100-yards in consecutive games.

**PERSONAL:** After rushing for 1,731 yards and 36 touchdowns as a senior at Pasco, Fla., High School, Hambrick was named all-state, to the Florida Super 24 Senior Team and *Tampa Tribune* Player of the Year. He was also named Sunshine Athletic Conference Player of the Year and played in the Florida-Georgia All-Star Game. Troy's brother is former Cowboys linebacker Darren Hambrick, and his uncle is former major league pitcher Jim "Mudcat" Grant. In 2001 Hambrick joined Cowboys Peppi Zellner and Anthony Wright in the NFL High School Tuesday program, a day that all NFL teams visited a local high school. The group spoke to the R.L. Turner High School football team in Carrollton, Tex. about the importance of setting goals, focusing on education and planning for the future.

## T. HAMBRICK'S COWBOYS TOTALS


Year	No.	Rushing Yds.	Avg.	Long	TD
2000	6	28	4.7	13	0
2001	113	579	5.1	80	2
Total	119	607	5.1	80	2

Year	No.	Receiving Yds.	Avg.	Long	TD
2001	4	62	15.5	27	0

Year	No.	Opponents' Fumbles Yds.	Recovered Avg.	Long	TD
2001	1	0	0.0	0	0

**Additional Statistics**  
Special Teams Tackles – 2000 (1-2 – 3), 2001 (6-2-8).  
Totals – 7-4-11.  
Forced Fumbles – 2001 (1).

**Single-Game Bests**  
Rushing Yards – 127 @ Atlanta, 11/11/01  
Rushing Attempts – 30 @ N.Y. Giants, 11/4/01  
Rushing Average – 10.7 @ Philadelphia, 9/30/01  
Rushing Touchdowns – 2 vs. Denver, 11/22/01  
Long Rush – 80 @ Philadelphia, 9/30/01



# Kevin Hardy

## Linebacker

6'4" ★ 259 ★ 7/24/73

Illinois

UFA (Jax.) for '02

NFL: 7th Year ★ Cowboys: 1st Year



**GAMES/STARTS:** (regular season, playoffs): 1996 (16/15, 3/2-Jax.), 1997 (13/11, 1/1-Jax.), 1998 (16/16, 2/2-Jax.), 1999 (16/16, 2/2-Jax.), 2000 (16/16-Jax.), 2001 (9/9-Jax.). Total – 86/83, 8/7.

**PRO:** One of the NFL's most talented linebackers, Kevin Hardy developed into a star in 1999, when the former first-round draft choice received All-Pro and Pro Bowl honors for the first time. The recognition came when he tied for sixth in the AFC and 12th in the NFL with career-high 10.5 sacks (leading all AFC linebackers). He joins the Cowboys in 2002 and gives Dallas the kind of all-around defender – a player who can rush the passer, cover receivers and stop the run – the club has been lacking in recent years. From 1998-2000 Hardy was the Jaguars leading tackler, and he finished his Jaguar career with 789 tackles and 28.5 sacks. Hardy averaged 132 tackles a season for his career while starting 83-of-86 games. A durable defender, he had a string of 58 consecutive starts, the longest in Jaguars history, snapped last season when he suffered articular cartilage damage in his left knee in the middle of the season. The first defensive player selected in the 1996 draft, Hardy was the second player taken overall following Keyshawn Johnson.

**2001:** Hardy moved back to the strong side in 2001 but suffered a knee injury and missed the final seven games of the year. Despite starting just nine games, Hardy finished third on the team with 98 tackles and 5.5 sacks. He opened the season with 12 tackles, a forced fumble and a career-high tying two sacks against Pittsburgh (9/10). Against Tennessee (9/23), Hardy started every defensive play and recorded 11 tackles, two quarterback pressures and a pass defended. He was second on the team with 17 tackles against Cleveland (9/30) and recorded his second multiple-sack game of the season with two. After recording eight tackles at Seattle (10/7), Hardy led the team with 12 stops against Buffalo (10/18). In his 80th NFL start, Hardy led the team with 15 tackles at Baltimore (10/28) as well as contributing 1.5 sacks and three pressures of Randall Cunningham. Through the first six games of the season, Hardy was tied for second in the AFC with 5.5 sacks. He again led the team with 14 tackles against Cincinnati (11/11). In his last action of the season, Hardy recorded six tackles at Pittsburgh (11/18). He suffered articular cartilage



damage in his left knee in practice on Nov. 22 (Thanksgiving Day) and was inactive against Baltimore (11/25), ending his team-record streak of 58 consecutive starts. It was the first time he had missed a start since Dec. 14, 1997 at Buffalo and his first missed game since Nov. 9, 1997 against Kansas City. He was deactivated the next two weeks before being placed on injured reserve Dec. 11.

**2000:** For the third consecutive year, Hardy started all 16 games and led the team in tackles with 149 (third most in his career), as well as adding three sacks, one interception, five passes defended, six tackles for losses, 16 passes defended, two forced fumbles and two fumble recoveries. He led or shared the team lead in tackles in seven games, including the last six, and he recorded 10 or more stops eight times. A true ironman on the field, Hardy played every defensive snap in 11 games and missed just 24 plays all season. He was one of 13 players to receive a game ball for the first shutout in Jaguars' history against Cincinnati (9/17). He recorded the season's first fumble recovery at Indianapolis (9/25). With Lonnie Marts injured, Hardy started at strongside linebacker for the first time since 1997 and led team with a season-high 13 tackles against Pittsburgh (10/1). He stayed at weakside linebacker for the next three games, then moved back to the strongside at Dallas (10/29) with Marts injured, making 11 tackles. Hardy again returned to the weakside and made his first interception of the season (fifth of career) at Pittsburgh (11/19), leading to the team's first touchdown. Hardy recorded his first sack of the season against Tennessee (11/26) — bringing down Steve McNair — as well as a team-leading nine tackles. He again led the team with nine stops and a sack that forced a Spergon Wynn fumble that was recovered by Mike Logan and led to a touchdown against Cleveland (12/3). Hardy then tied for the team lead with six tackles against Arizona (12/10) and followed that performance with a team-high 10 tackle showing at Cincinnati (12/17). He also forced and recovered a fumble by Corey Dillon that led to 7-0 halftime lead for the Jags. In the season finale, Hardy recorded 11 tackles and a sack of Kerry Collins at the N.Y. Giants (12/23).

**1999:** After setting the stage in 1998, Hardy commanded the spotlight in 1999, garnering consensus All-Pro recognition (Associated Press, Pro Football Writers/Pro Football Weekly, The Sporting News, College & Pro Football Newsweekly, Football News, USA Today and Football Digest) and the starting nod at outside linebacker for the AFC Pro Bowl squad, his first Pro Bowl selection. Hardy earned these honors by leading the team in tackles for the second straight season (153) and leading all AFC linebackers with 10.5 sacks (second in the NFL to Carolina's Kevin Greene with 12.0). His career-high 10.5 sacks tied Hardy for sixth in the AFC and 12th in the NFL. Hardy played every defensive snap in 14 of the 16 games and led or tied for the team lead in tackles in nine games while posting double figure tackle totals seven times. Hardy opened the season with sacks in the first two games: one of 49ers' Steve Young (9/12) and 1.5 of Panthers' Steve Buerlein (9/19), which equaled his then career-high. In October, he put together a string of four games with a sack (and a defensive game ball), starting against the N.Y. Jets (10/11) with a team-high 15 tackles and a sack of Rick Mirer. The next week against Cleveland (10/17), Hardy sparked a comeback win by recovering Terry Kirby's fumble at the Browns' 25-yard line in the third quarter, setting up the go-ahead touchdown. He also sacked Tim Couch in the fourth quarter and led the team with a season-high 16 tackles. Making it three in a row, Hardy had a team-leading 13 tackles, four quarterback pressures, a sack of Akili Smith and a forced fumble (of Corey Dillon at the Bengals' eight-yard line to set up a touchdown) at Cincinnati (10/31). He recorded the first two-sack game of his career at Atlanta (11/7), downing Chris Chandler twice in the second half. With his performance, Hardy temporarily took over the AFC lead with a career-best 7.5 sacks through eight games, and he finished the game with a team-leading nine tackles. His mid-season sack total topped his previous career-best of 5.5 sacks as a rookie in 1996. In the Jags win at Baltimore (11/28), Hardy made two big plays late in the game, sacking Tony Banks on a third-and-15 play with 1:24 left and then forcing a Banks fumble on the game's final play to seal the win (recovered by Tony Brackens). He sacked Mike Tomczak in the fourth quarter of the Thursday night win over Pittsburgh (12/2). At Cleveland (12/19), Hardy saw action on just eight plays before suffering a neck burner when hit by Tony Brackens. Up to that point, he had missed just one play all season. He returned to the lineup the following week and then recorded the 20th sack of his career with a take-down of Jeff Blake in the season-ending win over Cincinnati (1/2). Hardy recorded a team-high 23 tackles in postseason action, leading the team in stops in both games. He finished with eight tackles and four quarterback pressures in the Divisional Playoff win over Miami (1/15), and then he logged 15 tackles, one forced fumble and one pass defended in the AFC Championship Game against Tennessee (1/23/00). He forced a Frank Wycheck fumble at the Jaguars' one-yard line in the third quarter to prevent a touchdown.

**1998:** Hardy started all 16 games for the first time in his career after moving from strongside to weakside linebacker after the signing of free agent Bryce Paup. He took full advantage of the switch by becoming the Jaguars' leading tackler with a team-record 186 stops, earning honorable mention All-Pro honors by Associated Press. He finished the year with 10 or more tackles in 13 games, as well as both Jacksonville playoff games. He led or tied for the team lead in tackles nine times. For the season, Hardy also recorded 1.5 sacks, two interceptions, seven passes defended, 10 quarterback pressures, two forced fumbles and one fumble recovery. He started the season on a hot streak, receiving defensive game balls in back-to-back games. The first came at Tennessee (9/27) when he recorded half a sack of Steve McNair, 11 tackles, one pressure, two tackles for a loss and batted down a pass at the line of scrimmage. In the Jags next game — against Miami (10/12) — he logged eight tackles, a pressure and a tackle for a loss. Hardy earned his third defensive game ball of the season at Baltimore (11/1) when he had a career-high 20 tackles (16 solo) — the most tackles by a Jaguar since the team-record 21 by Bryan Schwartz on Dec. 17, 1995 at Detroit. He also forced a Ravens' fumble. Facing Tampa Bay (11/15), Hardy recorded the third interception of his career (off Trent Diller), and he followed that two weeks later with his second interception of the season when he picked off a Paul Justin pass at Cincinnati (11/29) to set up a touchdown. He also recovered a Bengals' fumble to earn his fourth defensive game ball of season. Hardy recorded his first full sack of the





season when he took down Randall Cunningham at Minnesota (12/20). Hardy continued his outstanding season in the playoffs by leading the team with 33 tackles in two games. In the postseason, he also contributed a sack, two quarterback pressures and a forced fumble. He opened playoff action with 10-tackles, two quarterback pressures and two tackles for a loss in the AFC Wild Card win over New England (1/3/99). Hardy then went out and set a franchise record (postseason or regular season) when he made 23 tackles in the AFC Divisional Playoff Game at the New York Jets (1/10/99). He also recorded the first play-off sack of his career (Vinny Testaverde) and forced a fumble.

**1997:** Hardy's sophomore campaign was hampered by injuries that forced him to miss three starts and limited his play in several other games. He finished the year with 11 starts at strongside linebacker and saw action in 13 games. Despite all this, he still recorded 73 tackles, 2.5 sacks, five quarterback pressures and three tackles for a loss. His first sack of the year came at Washington (9/28) with a trap of Gus Frerotte (shared with Clyde Simmons). He suffered a sprained medial collateral ligament in his left knee at Dallas (10/19) and did not return. He was then inactive the next three games before returning to the starting lineup at Cincinnati (11/23), where he recorded a sack of Boomer Esiason. Although he did not start in the nickel defense a week later at Baltimore (11/30), he did bring down Eric Zeier for a sack. Beginning at Buffalo (12/14), Hardy saw limited action in several games the remainder of the season because of the injury but did start the wild card playoff game at Denver (12/27), making eight tackles.

**1996:** Hardy earned consensus all-rookie honors after a debut season that saw him finish third in the NFL among rookies with 5.5 sacks (behind Arizona's Simeon Rice and Jaguars teammate Tony Brackens) and second on the team in tackles with 130. He also shared the team lead with two interceptions. Hardy added seven passes defended, three tackles for a loss, seven quarterback pressures, two forced fumbles and one fumble recovery in his 15 starts (saw action in all 16 games). Hardy's impact on the NFL was felt right away with a sack and an interception in a season-opening victory over Pittsburgh (9/1). He brought Jim Miller down for a sack in the third quarter and then turned in the game's decisive play with an interception on Mike Tomczak's first play in the fourth quarter with Pittsburgh trailing 17-9 and the ball at their own 44-yard line (the interception set up a 40-yard touchdown drive for a 24-9 lead with 4:49 remaining). He became the first Jaguars defensive rookie to start on opening day. He recorded his second sack in two games (of Chris Chandler) and the team's only one of the game a week later against Houston (9/8). Drew Bledsoe became his third victim when Hardy brought him down at New England (9/22). A pick of the N.Y. Jets Frank Reich (10/13) was the second interception of Hardy's career, and his 13-yard return set up a second-quarter field goal in a 21-17 victory. Hardy's fourth sack of the season came against Baltimore (11/10) with a take-down of Vinny Testaverde. In the Ravens' rematch (11/24), Hardy led the team with a season-high 16 tackles, and he forced an Earnest Byner fumble 4:01 into overtime which set up Mike Hollis' game-winning field goal in a 28-25 victory. With 1.5 sacks of Chris Chandler at Houston (12/8), Hardy recorded the first multiple-sack game of his career. In that contest he also recovered a fumble to stop an Oilers scoring threat just before halftime. Hardy did not start the season finale against Atlanta (12/22) when the club opened in its dime package, ending his streak of 15 consecutive games started. In the Jaguars playoff run, he led the team with 33 tackles. In his first career postseason action, he led the team with 12 tackles at Buffalo (12/28). The next week in the Divisional Playoff at Denver (1/4/97), he again led the club with another 12 stops. Hardy did not start in a goal-line defense in the AFC Championship Game at New England (1/12/97) but made eight tackles and forced a fumble in the third quarter to set up a field goal.

**COLLEGE:** The 1995 winner of the Butkus Award, given annually to the best linebacker in college football, Hardy finished his career ninth on Illinois' career list with 330 tackles, fourth in sacks (18) and fourth with 38 stops behind the line. A consensus All-America and All-Big Ten Conference first-team selection as a senior, Hardy was also a finalist for the Bronko Nagurski Award, starting every game at "drop" linebacker and finishing second on the team with 105 tackles, 11 sacks for minus 103 yards and 15 stops for losses of 115 yards. He also forced five fumbles and tied for the team lead with three interceptions. Hardy recorded 10 or more tackles in five games, including a season-high 18 against Michigan State. He also had a three sack performance against Indiana. As a junior, Hardy was an All-Big Ten selection, recording 80 tackles – including four games with 10 or more tackles. He started all 11 games as a sophomore and finished fourth on the team with 78 tackles. After a redshirt season, Hardy earned freshman All-America selection in 1992, finishing the year third on the team with 67 tackles.

**PERSONAL:** Kevin Lamont Hardy was a first-team selection by *SuperPrep* magazine at Harrison High School in Evansville, Ind. As the team's co-captain his senior year, Hardy was also named All-Evansville, City Player of the Year, All-Southern Indiana, Conference and Region Player of the Year. He caught 32 passes for 610 yards and 13 touchdowns and rushed 55 times for 410 yards. He also returned six punts for 42 yards and 15 kickoffs for 344 yards while recording 127 tackles (47 solo) with two interceptions as a senior. A nine-time letterman in football, basketball and track, Hardy was a cum laude honor roll student at Harrison and earned his degree in marketing from Illinois. He has attended graduate school to pursue a second business degree. Hardy frequently speaks at civic functions and school banquets and often talks to children at local elementary schools. He was active in the Jacksonville community – attending fundraisers for a variety of causes, including the Boys & Girls Club and the Leukemia Society. He founded the YIELD Foundation (Youth Institute for Education, Leadership and Development) in 1997 to provide a learning and activity center for youngsters in the Springfield area of Jacksonville. He has teamed with a Senior PGA Tour pro at the Legends Challenge event at the World Golf Village in Jacksonville the last two years, winning \$1,000 with Jim Colbert in 2000 and \$7,500 with Andy North in 2001 to benefit his YIELD foundation. Hardy has also made a special effort each year to support a charity golf tournament for the benefit of local minorities in the Jacksonville area. On the business front, he owns a shoe store, Pieda, in Baymeadows, Fla., with his cousin, Hanan Hardy. Kevin was a high school basketball teammate of both



## KEVIN HARDY

Calbert Cheaney, later an All-America basketball player at Indiana, and Walter McCarty, who started on Kentucky's 1996 national championship team. Hardy was named to Mr. Blackwell's 1998 list of "Best Dressed Athletes in Sports." Blackwell commented that Hardy's clothing style is "brilliantly bridging the gap between cutting edge and conservative." In 2000, he was one of three NFL players named to *ESPN Magazine's* "All-Style team," and in 1999 he wrote an article for the magazine commenting on clothing styles of various professional athletes. Kevin and his wife, Terrie, live in Dallas, Tex.


## PLAYERS

### HARDY'S NFL TOTALS

Year	Solo	Tackles	Tot.	Sacks	Tkl/	QB	Passes	For	Special Teams	Tot.
		Asst.			Loss	Press.	Def.	Fum.	Solo	Asst.
1996 (Jax)	65	65	130	5.5 (-28)	3	7	7	2	0	0
1997 (Jax)	34	39	73	2.5 (-16)	3	5	1	0	0	0
1998 (Jax)	100	86	186	1.5 (-13)	9	10	7	2	0	0
1999 (Jax)	87	66	153	10.5 (-61)	7	24	0	2	0	0
2000 (Jax)	88	61	149	3.0 (-20)	6	16	5	2	0	0
2001 (Jax)	61	37	98	5.5 (-37)	0	9	4	0	0	0
Total	435	354	789	28.5 (175)	28	71	24	8	0	0
<b>Postseason</b>										
1996 (Jax)	21	11	32	0.0 (0)	0	1	0	1	0	0
1997 (Jax)	6	2	8	0.0 (0)	1	0	0	0	0	0
1998 (Jax)	21	12	33	1.0 (-)	4	2	0	0	0	0
1999 (Jax)	13	10	23	0.0 (0)	1	4	1	0	0	0
Total	61	35	96	1.0 (-)	6	7	1	1	0	0
<b>Interceptions</b>										
Year	No.	Yds.	Avg.	Long	TD	<b>Opponents' Fumble Recovered</b>				
1996 (Jax)	2	19	9.5	13	0	Year	No.	Yds.	Avg.	Long
1998 (Jax)	2	40	20.0	24	0	1996 (Jax)	1	13	13.0	13
2000 (Jax)	1	0	0.0	0	0	1998 (Jax)	1	24	24.0	24
Total	5	59	11.8	24	0	1999 (Jax)	1	0	0.0	0
						2000 (Jax)	2	1	0.5	2
						2001 (Jax)	1	1	1.0	1
						Total	6	40	6.7	24

### CAREER HIGHS

Tackles: 20 at Baltimore, 11/1/98  
Postseason 23 at N.Y. Jets, 1/10/98  
Sacks: 2.0 Three times, last vs. Cleveland (9/30)



## Duane Hawthorne

### Cornerback

5'10" ★ 175 ★ 8/26/76

Northern Illinois

FA for '99

NFL: 4th Year ★ Cowboys: 4th Year



**GAMES/STARTS** (regular season/playoffs): 1999 (13/0), 2000 (14/0), 2001 (16/11). Total - 43/11 1/0.

**PRO:** As a Cowboys success story that started to pay big dividends last year, undrafted free agent Duane (pronounced DUH-wann) Hawthorne blossomed as a starter at left cornerback in his third NFL season. Though slight of frame, Hawthorne ranked among the Cowboys best tacklers in 2001, and the poise and productivity he brought to the Dallas pass defense played a key role in the surprising resurgence of the Dallas defense. Quickness, attitude and a willingness to work hard have helped Hawthorne make the move from starting corner in NFL Europe to a regular role in the Cowboys lineup. Hawthorne originally signed as a rookie free agent and impressed the coaching staff from day one. Filling in for fallen teammates throughout his rookie season (1999), Hawthorne posted three interceptions, the most by a Dallas rookie since another former rookie free agent, Everson Walls (11 in 1981). After returning from the Scottish Claymores of NFL Europe, Hawthorne joined the Cowboys at their 2000 training camp.

**2001:** One of the many bright spots on the Dallas defense was the play of Hawthorne, who settled into the starting left corner position in Week 6. Hawthorne finished the year as the team's sixth leading tackler with 72 stops, and he was fourth on the squad with 54 solo tackles. Hawthorne played a key role on the Dallas defense that finished the season ranked fourth in the NFL. The Dallas secondary helped limit opponents to 180.6 yards-per-game, which was good for third in the NFL final ranking. After moving into the starting lineup, Hawthorne posted 63 tackles - the fourth highest total on the team over the final 11 games. He closed the year in a tie for second on the team in passes broken up with nine. In his first career start, a 17-3 win over Arizona (10/28), Hawthorne posted a career-high eight tackles and his first interception of the season to end a potential Arizona scoring drive. He also broke up two passes, including a fourth-down pass in the end zone, as the Cardinals were limited to just one pass play over 15 yards. The following week





at New York (11/4), he finished with eight tackles and broke up a pass. At Atlanta (11/11), he was third on the team with five tackles and broke up a pass. During that game, the Dallas secondary helped limit the Falcons to 46 net yards passing, the lowest total by a Cowboys' opponent since Sept. 8, 1996 (Giants - 42 yards). In the loss to Philadelphia (11/18), he again recorded five tackles and helped limit the Eagles to 129 total passing yards. For the day, Eagles wide receivers were held to six receptions for 62 yards (10.3 yards/catch). In the Thanksgiving Day loss to Denver (11/22), he registered his second interception of the season to go with five tackles. At Washington (12/2), he recorded five tackles and helped limit the Redskins to 196 net yards passing. In the following week's win over the Giants (12/9), Hawthorne tied for the team lead with a career-high tying eight tackles and helped limit the Giants to 120 net yards passing, including just 49 net yards in the air over their last eight possessions, by breaking up two passes. At Seattle (12/16), he turned in five tackles while helping hold the Seahawks to 139 net yards passing and a 23% conversion rate (3-of-13) on third downs. At Arizona (12/23), Hawthorne had three tackles, a tackle for a loss and a broken up pass while helping limit the Cardinals to 134 net yards passing on 17 catches (8.5 yards-per-catch). In that game, the Dallas secondary limited NFL receiving yards leader David Boston to 26 yards on three receptions. In the surprising Dallas win over San Francisco (12/30), Hawthorne totaled five tackles and broke up a pass while helping limit the 49ers to 229 net yards passing, including just 149 through three quarters. He closed the season with a six tackle performance at Detroit (1/6/02).

**2000:** Hawthorne spent the spring starting at cornerback for the Scottish Claymores in NFL Europe, where he earned co-defensive MVP honors and tied for the league lead with four interceptions. He was a key part of a Claymores defense that led the league in pass defense on their way to a 6-4 regular season record and a berth in the World Bowl. After playing a full spring of NFL Europe, he was slowed a bit by fatigue, but managed to show coaches he still had the ability to deliver big-play dividends. He returned to the Cowboys and saw limited playing time in 14 games. At Arizona (9/10), Hawthorne forced a fumble on a Cardinals' kickoff return. He tied for the team lead with two special teams tackles at Carolina (10/1). He was deactivated against Jacksonville (10/29) and at Philadelphia (11/5), but he returned to the field against Cincinnati (11/12) and saw fourth quarter action in dime packages while recording two special teams tackles on kickoff coverage units. Against Washington (12/10), he recorded a special teams tackle and helped limit the Redskins to a 17.9 yard average on eight kickoff returns. He broke up a third down pass to force a punt and added a special teams tackle against the N.Y. Giants (12/17).

**1999:** The only rookie free agent to make the Cowboys roster coming out of training camp, Hawthorne went on to tie for second on the team with three interceptions. His three interceptions were the most by a Dallas rookie since 1981 when Everson Walls recorded 11 and Michael Downs had 7. Playing primarily in the Cowboys nickel and dime packages, Hawthorne recorded 27 tackles and broke up seven passes. The season started slowly for Hawthorne, who saw his first NFL action in the season opener at Washington (9/12), recording a special teams tackle. Hawthorne would make a name for himself off the Arizona Cardinals before the year was over. In the first meeting with Arizona (10/3), Hawthorne recorded his first career interception by picking off a Jake Plummer pass in the third quarter while also adding three tackles on the day. After watching from the sidelines the next two weeks as a game-day deactivation, Hawthorne found his way onto the field at Indianapolis (10/31) in the nickel package and recorded one tackle. Against Green Bay (11/14), he recorded two special teams tackles and helped limit the Packers to two punt returns for no yards and four kickoff returns for a 16.0-yard average. Hawthorne fed off the Cardinals again in November when Dallas traveled to Arizona (11/21), seeing considerable action at cornerback when Kevin Smith was forced from the game with a hamstring injury. He responded with his second interception of the season, along with three tackles and a game-high three passes defended as the Cardinals were limited to 105 yards passing and 207 total yards. With Smith still out of the lineup on Thanksgiving, Hawthorne saw time at cornerback against Miami (11/25) and recorded his third interception of the season, picking off a Dan Marino delivery, along with three tackles. Hawthorne took over in the nickel defense against Philadelphia (12/12) when Kevin Mathis was lost in the first quarter with a sprained knee and went on to record three tackles - helping limit the Eagles to 143 passing yards. With Smith and Mathis out with injuries, Hawthorne recorded a season-high five tackles at New Orleans (12/24). In the season finale against the N.Y. Giants (1/2/00), he recorded four tackles and helped limit the Giants starting wide receivers, Amani Toomer and Ike Hilliard, to seven receptions for 72 yards on the day.

**COLLEGE:** Hawthorne finished his career at Northern Illinois with nine interceptions. As a senior, he was the team's fifth leading tackler with 65, while adding 10 passes defended and four interceptions. As a junior, Hawthorne earned All-MAC honors after leading the team with three interceptions and five passes defended. He was nominated for MAC Player of the Week honors after registering two interceptions and five tackles against North Carolina State. As a sophomore, Hawthorne was second on the team with two interceptions and seven pass deflections while recording 40 tackles. As a freshman, Hawthorne totaled eight tackles, forced a fumble and deflected a pass in only eight snaps against third ranked Florida.

**PERSONAL:** A physical education major, Hawthorne was the team MVP, all-Suburban East Conference, all-district and all-metro as a senior at Ladue High School in St. Louis, Mo. A two-way star, he completed 44-of-91 passes for 811 yards and six touchdowns and rushed for 748 yards and four touchdowns on 64 carries as a quarterback while totaling 102 tackles, seven passes defended and five interceptions as a cornerback his senior season. He lettered three times in football, twice in track and once in basketball while winning the conference 400-meters and running on the 4x400 relay team. Hawthorne once again joined several members of the Cowboys' secondary for the third Annual Dallas Cowboys/United Way Hometown Huddle - a day of community service involving all 31 NFL teams volunteering for United Way. Along with Cowboys' teammates, Hawthorne invited children from various United Way agencies to participate in a Dallas Cowboys/Gatorade Junior Training Camp.




## HAWTHORNE'S COWBOYS TOTALS

Year	Tackles			Sacks	Tkl/ Loss	QB Press.	Passes Def.	For. Fum.	Special Teams		
	Solo	Asst.	Tot.						Solo	Asst.	Tot.
1999	20	7	27	0.0 (0)	0(0)	0	7	0	3	4	7
2000	1	0	1	0.0 (0)	0(0)	0	2	1	3	3	6
2001	54	18	72	0.0 (0)	0(0)	0	9	0	2	1	3
Totals	75	25	100	0.0 (0)	0(0)	0	18	1	8	8	16

Year	No.	Interceptions			Long	TD
		Yds.	Avg.			
1999	3	-2	-0.7	0	0	0
2001	2	28	14.0	22	0	0
Totals	5	26	5.2	22	0	0

## Single Game Bests

Tackles - 8 three times, last vs. N.Y. Giants, 12/9/01  
 Passes Defended - 3 @ Arizona, 11/21/99



## J.J. Huggins

## Tight End

6'3" ★ 245 ★ 3/29/76

Alabama State

Waiv (Hou.) for '02

NFL: 2nd Year ★ Cowboys: 2nd Year



## GAMES/STARTS: 2001 (10/2).

**PRO:** Johnny Huggins originally signed with the Cowboys on Feb. 7, 2001 giving Dallas a big, blocking tight end with the athletic ability to also make plays in the passing game. Showing versatility to go along with his skills, Huggins moved from tight end to fullback following the mid-season ankle injury that ended Robert Thomas' season. Huggins was exposed to the expansion draft by the Cowboys and selected by the Houston Texans. He was released from the Texans following their mini-camps, and Dallas claimed him off waivers May 30. He returns looking to showcase his natural skills at tight end.

**2001:** Following the 2000 season, Huggins was re-signed by Dallas and allocated to the Rhein Fire of NFL Europe. He finished the spring with 16 receptions for 167 yards while helping block for Pepe Pearson, who finish second in the league in rushing with 597 yards. He returned to the Cowboys training camp but was released Oct. 12 and re-signed to the team's practice squad Oct. 15. He signed to the active roster Oct. 22 and finished with eight receptions for 36 yards. He helped block for Emmitt Smith who rushed for 100 yards twice - 107 against Washington (10/15) and 102 at Washington (12/2) - and 80 yards twice - 83 against Arizona (10/28) and Philadelphia (11/18).

**2000:** Huggins signed with Dallas as a rookie free agent but was released at the end of training camp. He spent the season out of football.


**COLLEGE:** As a senior at Alabama State, Huggins finished second on the team in receiving and all-purpose yards in 1998 when he totaled 593 yards and six touchdowns on 42 receptions. He closed his junior campaign with 15 receptions for 196 yards and a touchdown after seeing action as a quarterback and tight end as a sophomore. He caught eight passes for 94 yards and a touchdown in 1996 while completing 25-of-69 passes for 395 yards, three touchdowns and three interceptions. He also ran for a score. Huggins finished his freshman season with six receptions for 94 yards.

**PERSONAL:** Huggins was a three-sport star at Northwest High School in Zachary, La. He earned all-district honors in football and all-state honors in basketball.

## HUGGINS' COWBOYS TOTALS

Year	No.	Receptions		Long	TD
		Yds.	Avg.		
2001	8	36	4.5	10	0





# Pete Hunter

## Defensive Back

6'2" ★ 202 ★ 5/25/80

Virginia Union

D5 for '02 (168th overall)

NFL: Rookie ★ Cowboys: Rookie



**COLLEGE:** The dark horse in the battle for playing time in the Dallas secondary in 2002 may just be Pete Hunter. The Cowboys fifth round draft choice (168th overall), Hunter blended his outstanding size (6-2, 202-pounds), speed (4.34 40-yard dash) and smarts (honor student who graduated in May with a degree in criminal justice) into a versatile playmaker at Virginia Union. After arriving in Richmond, Va., as a wide receiver, Hunter moved to cornerback as a freshman before finding a home at safety as a sophomore, finishing his collegiate career with 20 interceptions. Hunter was a three-time All-CIAA honoree as a safety and was selected to the American Football Coaches Association All-America squad as a senior. An outstanding special teams player, he left college with ten career blocked punts, field goals and PATs.

**2001:** As a senior, Hunter made the move from free safety to strong safety, giving him the opportunity to captain the defense and make the calls in the secondary. As with his earlier career move, Hunter excelled immediately. A preseason All-America selection by *Street and Smith Magazine*, he went on to justify those honors by leading the CIAA conference with 11 interceptions in 11 games. He finished fifth on the Panthers with 50 tackles and had a team-high 13 passes defended. On top of all that, his play on special teams included a conference-high six blocked kicks. Against North Carolina Central, Hunter proved to be a nightmare in the kicking game, blocking a field goal attempt and a punt that he returned three yards for a touchdown in the Panthers 26-14 win. With two interceptions against Winston-Salem in the CIAA Championship Game, he helped the Panthers capture the conference title, to avenge the 2000 title-game loss to the Rams and earn Virginia Union a spot in the Pioneer Bowl. Despite an outstanding performance by Hunter, including his 11th interception of the season, the Panthers fell to Tuskegee in postseason action. Following the season, Hunter was named to the American Football Coaches Association All-America team as well as his third consecutive selection to the CIAA All-Conference team. He was selected to participate in the Division II Cactus Bowl and the Hula Bowl Maui All-Star Classic following the season.

**2000:** In his second season manning the free safety position in the Virginia Union secondary, Hunter finished third on the team with 52 tackles, including nine for losses. A force at getting the ball away from his opponent, Hunter was second on the team with three interceptions – one returned for a touchdown – and three fumble recoveries. He led the team with 13 passes defended. The Panthers posted an 8-3 record but fell to Winston-Salem in the conference championship game.

**1999:** Hunter moved from cornerback to free safety and hit the ground running. He led the team with six interceptions for 133 yards in returns. He also broke up 10 passes and recovered two fumbles. Virginia Union posted an 8-2 record behind Hunter's 40 tackles and two sacks. On special teams, he demonstrated the first glimpse of his talents with three blocked kicks.

**1998:** Hunter saw limited playing time in three games at cornerback as a freshman. He recorded four stops and two tackles for losses.


**PERSONAL:** An honor student at Atlantic City, NJ, High School, Ralph Everette Hunter went on to earn similar honors and his degree in criminal justice at Virginia Union. While in Richmond, he was also a member of the school's Student Athlete Advisory Council. He was selected to the CIAA-All Community Works team for his efforts with the K-8 grades as a substitute teacher and volunteer in the After School program when at home. Pete's mother, Carol Derrick, is a casino dealer in Atlantic City.

### HUNTERS'S VIRGINIA UNION TOTALS

Year	Solo	Tackles Ast.	Tot.	Sacks	Tk/ Loss	Pass Def.	Fumbles For-Rec.	Blk. Kick
1998	1	3	4	0.0(0)	2(-13)	0	0-0	0
1999	27	13	40	2.0(-8)	6(-15)	10	0-2	3
2000	35	17	52	1.0(-4)	9(-28)	13	2-3	1
2001	28	22	50	0.0(0)	2(-3)	13	1-1	6
Total	91	55	146	3.0(-12)	19(-59)	36	3-6	10

### Interceptions

Year	No.	Yds.	Avg.
1999	6	133	22.2
2000	3	56	18.7
2001	11	93	8.5
Total	20	282	14.1



# Chad Hutchinson

## Quarterback

6'5" ★ 230 ★ 2/21/77

Stanford

FA for '02

NFL: Rookie ★ Cowboys: Rookie



**PRO:** One of the most intriguing newcomers to the Dallas Cowboys roster in 2002 will be quarterback Chad Hutchinson. After a long courtship, Hutchinson signed a football only, seven-year contract on Jan. 26 to return to the sport he loves. The starting quarterback at Stanford for two seasons (1996-97), Hutchinson spent the last four years (1998-2001) as a starting pitcher in the St. Louis Cardinals organization, reaching the major leagues briefly in 2001. A two-year starter for the Stanford football team (1996-97) and three-year starting pitcher for the baseball team (1996-98), Hutchinson completed 379-of-627 (60.4%) of his passes for 4,235 yards, 20 touchdowns and 22 interceptions. He left Stanford ranked seventh all-time in passing, fifth in career completion percentage, seventh in career completions, eighth in career attempts, ninth in total offense and 11th in career touchdown passes. In three years on the mound for the Cardinals, Hutchinson compiled a career record of 25-11 and stands eighth all-time at Stanford in wins and sixth in strikeouts with 299. His career ERA was 4.80. He helped lead the team to the Pac-10 Southern Division championship in 1997 and 1998. The Atlanta Braves originally chose Hutchinson in the first round of the 1995 Major League Baseball Draft, but he turned down their contract offer to enroll at Stanford. He signed a professional baseball contract with the St. Louis Cardinals in July 1998 after being chosen in the second round of the Major League Baseball Draft, leaving with two years of football eligibility remaining. Over four seasons in the Cardinals organization, he moved between Class A and Class AAA ball, compiling a 17-25 record and a 5.63 ERA.

**2001:** Hutchinson spent most of the season with Memphis (AAA) of the Pacific Coast League, posting a 4-9 record and a 7.92 ERA in 20 starts. He recorded 111 strikeouts in 97.2 innings and had a three game winning streak in July. He opened the season on the major league roster in St. Louis before being sent down to Memphis on April 22, pitching 4.0 innings in three appearances.

**2000:** Hutchinson struggled through an injury-plagued campaign in which he split time between Memphis (AAA) and Arkansas (AA). He pitched just 56.1 innings on the year, but recorded 63 strikeouts and ranked eighth in the Cardinals organization with 10.1 strikeouts-per-nine innings pitched. He opened the season at Memphis, but got off to a tough start before being sent to Arkansas. He pitched well in eight starts for the Travelers, allowing just one unearned run over 18.0 innings in one stretch, before being shelved with elbow problems for more than two months. He returned to pitch three games at season's end and recorded 15 strikeouts and just three walks in 11.0 innings pitched. He then played for the Scottsdale Scorpions in the Arizona Fall League.

**1999:** Hutchinson completed his first full professional season with a combined 9-11 mark between Arkansas (AA) and Memphis (AAA). He spent the bulk of the season at Arkansas of the Texas League, where he was 7-11 with a 4.72 ERA in 25 starts. Hutchinson tied for the Travelers' team lead in wins (seven) and finished second in the loop with 150 strikeouts in 141.0 innings pitched. He struck out 10 or more in three of his starts and was involved in three combined shutouts. He allowed just one hit and fanned 11 in 8.0 innings pitched during a win at Shreveport (8/6), which led to his selection as Texas League Pitcher of the Week for the week ending Aug. 8. Hutchinson was promoted to Memphis on Aug. 27 and made two starts for the Redbirds, going 2-0 with a 2.19 ERA. He earned a win at Vancouver by striking out 11 in six innings. He was recalled by the Cardinals on Sept. 27 but did not appear in any games.

**1998:** Selected 48th overall in the June free-agent draft, Hutchinson signed a minor league contract on June 23 and began his professional career at the Cardinals' Class-A New Jersey club, posting an 0-1 record in three starts. He recorded a 5:1 (20:4) strikeout-to-walk ratio at New Jersey and was promoted to Prince William on Aug. 15. He made five starts for the Cannons, going 2-0 with a 2.79 ERA and earned his first professional win against Salem on Aug. 21 when he pitched six innings and allowed two solo homers with a walk and six strikeouts.

**1997:** Hutchinson started all 11 games at quarterback for Stanford, completing 189-of-315 passes for 2,101 yards, 10 touchdowns and 10 interceptions. He threw four touchdown passes in the Cardinal's 58-49 win over Oregon, tying him with five others for eighth on the school's single-game chart. In the Oregon game, he completed 21-of-31 passes for a season-high 340 yards and no interceptions. His other 300-yard game came in the season opener when he completed 18-of-36 passes for 302 yards and one touchdown against San Jose State. He saw just one play at Washington State before injuring his thumb. He returned the next week to complete 84.0% of his passes (21-of-25) for 194 yards and a touchdown against Cal in the Big Game. As a junior, Hutchinson went 10-5, collecting 115 strikeouts in 99.1 innings for the Stanford baseball team.

**1996:** In his second year with the Cardinal football team, Hutchinson was named Stanford's starting





quarterback just four days before the season opener against Utah. He finished the season 190-of-312 for 2,134 yards, 10 touchdowns and 12 interceptions. His best game of the year came in the 38-0 Sun Bowl win over Michigan State, where he earned Most Valuable Player honors by completing 22-of-28 passes for 226 yards and a touchdown. During Stanford's five game winning streak at the end of the season, he completed 95-of-142 passes (67.0%) for 1,050 yards and seven touchdowns. In his first collegiate game, Hutchinson went 23-for-40 for 265 yards, one touchdown and one interception. He was 17-of-20 for 183 yards and a touchdown against San Jose State in leading Stanford to its first win of the season. Win number two came against Oregon in overtime, a 27-24 decision in which he completed 27-of-41 passes for a career-high 365 yards and a touchdown. He suffered a sprained thumb in week seven against Arizona State, causing him to miss practice the week leading up to the UCLA game. He came back, however, to start and guide Stanford on a 10-play, 80-yard drive in the final minutes to pull off a 21-20 win over the Bruins. Hutchinson was seven-of-seven on the drive, which culminated on a 10-yard touchdown pass with 0:58 remaining in the game.

**1995:** Hutchinson was redshirted in football as a freshman. He was a first-team Freshman All-America and honorable mention All-Pac 10 in the spring of 1996 when he compiled a 7-2 record and a 3.51 ERA for the Cardinal baseball team. He was Stanford's number two starter in the pitching rotation and finished fourth in the Pac-10 in ERA and tied for sixth with 70 strikeouts. He was among the league leaders in innings pitched (84.2), complete games (4) and strikeouts per-nine-innings (7.5). He helped Stanford finish with a 41-19 overall record, a second place Pac-10 finish and an appearance in the NCAA West Regional.

**PERSONAL:** Chad Martin Hutchinson graduated from Torrey Pines High School in Encinitas, Calif., where he played baseball and football. He earned the Gatorade California Baseball Player of the Year award as a senior and was ranked as the nation's top high school prospect. He was originally drafted out of high school by Atlanta in the first round (26th overall pick) of the 1995 draft. Chad's father, Lloyd, was an outfielder in the Philadelphia system (1969-72).

## HUTCHINSON'S STANFORD FOOTBALL TOTALS

Year	Games Played/Started	Att.	Comp.	Yards	Pct.	TD	Int.
1996	12/12	312	190	2,134	60.9	10	12
1997	11/11	315	189	2,101	60.0	10	10
Total	23/23	627	379	4,235	60.4	20	22



## Raghib Ismail

## Wide Receiver

5'11" ★ 183 ★ 11/18/69

Notre Dame

UFA(Carolina) for '99

NFL: 10th Year ★ Cowboys: 4th Year



**GAMES/STARTS** (regular season/postseason): 1993 (13/0, 1/0-Raid.), 1994 (16/0-Raid.), 1995 (16/15-Raid.), 1996 (13/5, 2/0-Car.), 1997 (13/2-Car.), 1998 (16/15-Car.), 1999 (16/14, 1/1), 2000 (9/9), 2001 (14/13). Total - 126/73, 4/1 (Dallas 39/36, 1/1).

**PRO:** In three years with the Cowboys, Raghib "Rocket" Ismail (Rah-GIBB ISS-my-ell) has met the lofty expectations that accompanied his arrival as a free agent, and he has demonstrated on numerous occasions the game breaking ability that earned him his nickname. Signed as an unrestricted free agent on April 15, 1999, he immediately filled a void at speed receiver for the Dallas offense. In 2000 the Cowboys traded for Joey Galloway, creating, arguably, the fastest tandem of starting receivers in the NFL. The 2001 season was the first chance the rest of the league had to witness their fast break game as both receivers sustained season-ending knee injuries during the 2000 season. The duo overcame that setback and became the first pair of Cowboys wide receivers to each have 50 catches in a single season (Ismail - 53 receptions, Galloway - 52) since 1985, when Tony Hill (74) and Mike Renfro (60) accomplished the feat. It also marked the first time Dallas has had two players (at any position) with 50 catches in the same season since 1995, when Michael Irvin (111), Jay Novacek (62) and Emmitt Smith (62) accomplished the feat. Ismail has shown consistent improvement since coming into his own with Carolina in 1997, posting career-high figures for receptions and yardage for three consecutive years: 36 receptions for 419 yards in 1997, 69 for 1,024 in 1998 and 80 for 1,097 in 1999. The most surprising aspect of Ismail's game has been his evolution as the club's go-to receiver, having led or tied for the team lead in receptions in 23 of his 39 career games with Dallas. He also had recorded a catch in 53 consecutive regular season games before suffering his knee injury in 2000.

**2001:** Ismail bounced back from a season-ending knee injury that cut short his 2000 season by leading the team in receptions (53) and receiving yards (834). His 15.7 yards-per-catch average was the 10th best in the NFL (seventh in the NFC) and was boosted by three of the six longest pass receptions on the



club in 2001. Eight times in the 14 games he played he led or tied for the team lead in receptions, including seven consecutive games from Week 8-14 – one game shy of the club record he shares with Michael Irvin. In the season opener against Tampa Bay (9/9), Ismail returned to the starting line-up for the first time since his season-ending knee injury in 2000 and recorded two carries for three yards but did not record a catch. He made up for that against San Diego (9/23) by recording two receptions for 83 yards, including a career-long 80-yard touchdown reception, but his day was cut short when he suffered a sprained MCL in his right knee in the second quarter. He missed the following two weeks but returned to action in mid-October and found his groove, recording 51 receptions for 751 yards in the final 12 games – an average of 4.3 receptions and 63 yards-per-game – and leading or tying for the team lead in receptions eight times. His first game back was against Washington (10/15), and he recorded three receptions for 50 yards, including an 18-yard grab on the game-winning field goal drive. He also took over the punt return duties for the first time in his NFL career after Reggie Swinton and Joey Galloway were injured, recording a 20-yard return on his first attempt. Ismail began a string of seven consecutive games leading or tying for the team lead in receptions with the club's first 100-yard receiving day of the season (107 yards) on six catches at the N.Y. Giants (11/4). At Atlanta (11/11), he led the team with five receptions for 62 yards, including a game-long 30-yard catch, and his five receptions for 57 yards against Philadelphia (11/18) was again a team-high. Ismail stretched his string to five with team-highs of six receptions and 84 receiving yards against Denver (11/22), including four for 71 yards in the Cowboys 21-point fourth quarter. The streak stayed intact with three receptions for 93 yards, including a 64-yard touchdown catch behind Champ Bailey mid-way through the fourth quarter to put Dallas up 17-7, at Washington (12/2). That catch also put him over the 5,000 yard mark for career receiving yards. He extended his streak to seven consecutive games with a career-high 10 catches for a season-high 118 yards against the N.Y. Giants (12/9). His 10 receptions were the most by a Dallas receiver since Michael Irvin had 12 catches at Miami Oct. 27, 1996. It was also Ismail's second 100-yard receiving game of the year. The streak came to an end at Seattle (12/16) when he was limited to three receptions for 24 yards. He also added two carries for 20 yards, his best rushing output of the season. A blow to the head in the second quarter at Arizona (12/23) limited his playing time against the Cardinals, but he bounced back in the Cowboys surprising win over San Francisco (12/30) with three receptions for 46 yards, including 19- and 18-yard receptions on the Cowboys first touchdown drive. Closing out the season, Ismail led the team with four receptions for 71 yards at Detroit (1/6/02).

**2000:** Ismail was off to another productive season, posting 25 receptions for 350 yards and a touchdown while carrying the ball eight times for 73 yards, before his season came to an abrupt end in Week 10 when he tore the anterior cruciate ligament in his right knee. He opened the season against Philadelphia (9/3) by catching two passes for 36 yards while posting the longest rush of his career, a 37-yarder on an end around. He registered five receptions for 69 yards at Arizona (9/10), and he tied for the team lead with three catches for 65 yards at Washington (9/18), including receptions of 44 and 15 yards on the Cowboys fourth quarter, game-winning touchdown drive. He also carried the ball twice for 30 yards against the Redskins. He caught two passes for 38 yards against San Francisco (9/24) before leaving the game with a sprained left ankle in the second half. The next week at Carolina (10/1), he posted three receptions for 25 yards, including the 300th reception of his career, before leaving the game in the third quarter with a right calf contusion. He tallied two catches for 14 yards at the N.Y. Giants (10/15), and he posted his only touchdown catch of the season on a 24-yard grab against Arizona (10/22). He finished the Cardinals game with two receptions for 46 yards and one rush for 11 yards, with all three touches resulting in first downs. He tied his season-high with five receptions for 57 yards against Jacksonville (10/29), with four of his catches giving Dallas a first down. Ismail saw his streak of consecutive games with a reception snapped at 53 at Philadelphia (10/29) when he tore the ACL in his right knee while blocking for Emmitt Smith on a first quarter run. Ismail underwent reconstructive surgery to repair the knee on Nov. 7 and was placed on injured reserve Nov. 8.

**1999:** In the spring of 1999, Ismail joined the Dallas Cowboys and finished the year as the team's leader in receptions and yardage with career-best totals of 80 catches – eighth best in the NFC – for 1,097 yards – 11th in the NFC. In compiling those numbers, he became the first person other than Michael Irvin to lead the team in receiving since Kelvin Martin in 1990. In addition to his receiving milestones, Ismail also had career-highs in rushing with 13 carries for 110 yards. He led, or tied for the team lead, in receptions in 13-of-17 games, including eight consecutive games at mid-season, tying Michael Irvin's club record. He was also second on the team with six touchdown receptions. Ismail tied for seventh in the NFC, 12th in the NFL, with 25 receptions on third down, 12 of which gave Dallas a first down – leading the team in third down conversion receptions. In his first game as a Dallas Cowboy, Ismail provided the game-winning 76-yard touchdown reception in overtime at Washington (9/12). The touchdown reception from Troy Aikman capped a Dallas comeback that saw the Cowboys erase a 35-14 fourth quarter deficit and was a career-long catch for Ismail. The game winning score marked the second longest overtime touchdown pass and the fifth longest overtime scoring play in NFL history. Ismail led the team with a season-high eight receptions for a career-high 149 yards. The following week against Atlanta (9/20), he hauled in a game-long 38-yard reception in the first quarter on third-and-13 to set up a Smith touchdown run. Ismail suffered a sprained left shoulder on the play, but he returned to action in the second half. Against Arizona (10/3), Ismail recorded his second 100-yard receiving game of the season with four receptions for 101 yards, including a 63-yard touchdown catch. He also had two carries on end arounds, good for 14 yards. At Philadelphia (10/10), he led the team with seven receptions for 88 yards, including a game-long 25-yard catch. He also picked up a first down with a 17-yard end around run. In a Monday night loss at the N.Y. Giants (10/18), three of Ismail's four catches gave Dallas a first down, including two on third down. He ended the night with 74 yards on four catches. Against Washington (10/24), he once again led the team





with six receptions for 76 yards, including a 13-yard touchdown catch on the game's opening possession. He also had a 19-yard run on an end around. In a Monday night loss at Minnesota (11/8), Ismail led the team with seven receptions for 63 yards, including a 24-yard grab. The following week against Green Bay (11/14), he scored on a 37-yard touchdown reception, while leading the team with six receptions for 86 yards. In the Thanksgiving Day win over Miami (11/25), Ismail provided the game breaking play with a 65-yard touchdown pass from Aikman that gave Dallas a 17-0 lead midway through the fourth quarter. He also had a 51-yard catch in the fourth quarter to finish the game with five receptions for 125 yards. All of his Thanksgiving Day heroics came after suffering a first quarter concussion that forced him to miss the entire second quarter. Ismail tied his season-high with eight catches for 58 yards at New England (12/5). The following week against Philadelphia (12/12), he tied for the team lead in catches with four for a game-high 52 yards, tying Michael Irvin's club record for leading or tying for the team lead in receptions for eight straight games. Against the N.Y. Jets (12/19), Ismail registered his first rushing touchdown since 1996 with a season-long 27-yard scamper for a score on an end around. The Jets went on to hold Ismail to just one reception, ending his club-record tying streak of eight consecutive games where he led or tied for the team lead in receptions. His one catch against the Jets gave him a career-best total of 70 receptions for the season while also putting him over the 1,000-yard receiving barrier for the year. In the playoff clinching win over the N.Y. Giants (1/2/00), Ismail led the team with seven receptions for 62 yards, including his sixth touchdown catch of the season. He capped his most productive career year by providing an outstanding performance in the Cowboys wild card playoff loss at Minnesota (1/9/00), tying his career-best figure for receptions with eight while accounting for a career-high 163 yards (20.4 avg.). In the loss, Ismail posted catches of 45, 30, 25 and 24 yards, and seven of his eight catches gave Dallas a first down, including four on third down. His 163 yards was the second best receiving yardage total in Dallas postseason history, and the eight receptions tied for the fifth best total in the club's postseason history.

**1998:** Ismail was the Panthers leading receiver with 69 catches for 1,024 yards (14.8 average) and eight touchdowns. He also had three rushes for 42 yards. His totals established then team single-season records for receptions and receiving yards, surpassing records previously held by Muhsin Muhammad (68 in 1998) and Mark Carrier (1,002 yards in 1995), while his eight touchdown catches ranked as the second-highest total in team history. Ismail led the team in catches in seven games and tied for the lead in two others while posting three 100-yard receiving games. In the season opener against Atlanta (9/6), Ismail provided a glimpse of what the 1998 season would hold when he caught a team-high six passes for 119 yards, including a 56-yarder for a touchdown. The next week at New Orleans (9/13), he moved into the starting lineup for the injured Rae Carruth (foot) and caught two passes for 12 yards. Against Green Bay (9/27), Ismail led the team with six catches for 71 yards, including a five-yard touchdown. He came back the next week to tie for team-high honors with six catches for 82 yards at Atlanta (10/4). When the Panthers traveled to Dallas (10/11), Ismail led the team with six catches for 117 yards and two touchdowns, marking his second 100-yard receiving contest of the season. His two touchdowns matched his personal best for touchdowns in a game. Ismail caught five passes for 62 yards at Tampa Bay (10/18) and four for 49 yards against Buffalo (10/25). He also added his first carry of the season against the Bills, picking up one yard. With 45 yards receiving against New Orleans (11/1), Ismail surpassed his previous career-high for receiving yards in a season of 513 set in 1994 with Oakland. He finished the day with two receptions, including a 33-yard catch. At San Francisco (11/8), Ismail posted what was then a single-game career-high seven catches for 83 yards, including a 20-yard touchdown reception. He then posted games with five catches for 50 yards against Miami (11/15) and a team-high six catches for 58 yards at St. Louis (11/22). His only catch at the N.Y. Jets (11/29) went for a team season-long 62 yards and set up the Panthers first touchdown. Against the 49ers (12/6), Ismail put on a big-play performance, recording a 40-yard touchdown catch - his longest scoring play of the season - to bring the Panthers back into the game at 28-21 and a career-long 36-yard reverse that set up the game-tying touchdown. After injuring his knee in the fourth quarter after a one catch (16 yards), one carry (five yards) game against Washington (12/13), Ismail returned to the lineup with a team-high five catches for 42 yards against St. Louis (12/20). In the season finale at Indianapolis (12/27), Ismail led the team and matched his career-high with seven catches for 109 yards, including a five-yard touchdown that gave Carolina a 27-19 victory.

**1997:** Ismail recorded 36 receptions for 419 yards and two touchdowns in addition to registering four rushes for 32 yards. He began the season as a reserve, recording two receptions for 17 yards against Washington (8/31) and two for 25 at Atlanta (9/7), before logging two receptions for 21 yards and an 11-yard reverse in his first start of the season, at San Diego (9/14). Moving back into a reserve role, he posted one catch for 12 yards against Kansas City (9/21), four for 19 yards, including an eight-yard touchdown, against San Francisco (9/29), two for 21 yards at Minnesota (10/12) and one for seven at New Orleans (10/19). Ismail tallied two catches for 24 yards against Atlanta (10/26) and five receptions for 43 yards, including three third-down conversions, against Oakland (11/2). At St. Louis (11/23), Ismail recorded a 59-yard touchdown catch among five receptions for 93 yards before moving up with 102 yards on six receptions against New Orleans (11/30) in his second start of the year. Included in that Saints contest was a critical 36-yard reception on fourth down and an 18-yard reverse. He left the contest in the fourth quarter with a right SC joint sprain, however, and was inactive for the season's final three games.

**1996:** Joining the Panthers via a trade with Oakland on Aug. 25 (for a 1997 fifth-round draft choice), Ismail displayed his big-play capability, notching a 35-yard touchdown on a reverse against the Giants (11/10) and totaling 108 yards receiving at Atlanta (11/3). Ismail gained 214 yards on 12 catches for the season to lead the team in average yards-per-catch with 17.8, and posted 80 yards and a touchdown on eight rushes. Inactive with a left ankle sprain against Atlanta (9/1) and at New Orleans (9/8), Ismail saw his first action as a Panther against San Francisco (9/22), notching one catch for 12 yards. He played as a





reserve at Jacksonville (9/29), posted no yards on a kickoff return reverse at Minnesota (10/6) and had a 17-yard run against St. Louis (10/13). He did not play against New Orleans (10/20), and saw substitute action without a reception at Philadelphia (10/27). He moved into the starting lineup at Atlanta (11/3) in a three-wideout set and posted 108 yards on five receptions. The following week against the Giants (11/10), he recorded one reception for 30 yards, and his 35-yard reverse for a touchdown notched the Panthers initial score. His 35-yard touchdown gallop was the longest rush from scrimmage by a Panther all season, and it was the longest touchdown run in the NFL by a wide receiver in 1996. At St. Louis (11/17), he started at wide receiver and ran a career-high three times for 24 yards, had one reception for nine yards and subbed at kick returner, collecting one return for 16 yards. At Houston (11/24), he started and returned three kickoffs for 70 yards. Ismail gained seven yards on a reverse and returned one kickoff 14 yards in substitute action against Tampa Bay (12/1) before collecting two receptions for 40 yards and one rush for one yard as a starter at San Francisco (12/8). He was a reserve against Baltimore (12/15), with one catch for nine yards and started against Pittsburgh (12/22), collecting one reception for six yards. In substitute action in both Panthers playoff games, Ismail had one reverse for seven yards against Dallas (1/5/97) and a 24-yard reception at Green Bay (1/12/97) in the NFC Championship Game.

**1995:** Ismail played in all 16 games with 15 starts for the Oakland Raiders, leading the team in kickoff returns with 36 for 706 yards in addition to 28 catches for 491 yards and three touchdowns. He also rushed six times for 29 yards. He caught a season-high five passes for 71 yards at Washington (9/10) and posted a then career-best 125 yards on three receptions, two for touchdowns, including a season-long 73-yarder against Indianapolis (10/22).

**1994:** Ismail played in all 16 games for the L.A. Raiders, ranking third on the team with 34 catches for 513 yards and five touchdowns. He was the Raiders leading kickoff returner with 43 returns for 923 yards in addition to four rushes for 31 yards. He caught a season-high six passes for 77 yards against Seattle (9/11) and caught two touchdowns at San Diego (12/5).

**1993:** In his first NFL season, Ismail led the AFC in kickoff returns with a 24.2-yard average on 25 attempts for 605 yards, including a 66-yard return at Cincinnati (11/28), the longest return in the AFC all season. He was fifth on the team in receiving yards with 353 on 26 receptions. His first NFL touchdown came at Kansas City (10/3), a 43-yard reception among four catches for 75 yards. Ismail signed with the Raiders on Aug. 30 after two seasons with the CFL's Toronto Argonauts.

**1992:** In his second season in the CFL, Ismail posted his second all-star performance for the Toronto Argonauts, placing first in the league in kickoff returns with 1,139 yards on 43 returns (26.5 avg.). He ranked second in the CFL with 2,767 total yards, including 36 receptions for 651 yards and four touchdowns and 154 yards and three touchdowns on 34 rushing attempts. He also had 614 yards on 59 punt returns (10.4 avg.).

**1991:** In his first season as a professional, Ismail earned all-star honors as a kick returner and All-CFL honors as a receiver after becoming just the second player in CFL history to post over 3,000 combined yards. He accumulated the total on: 64 receptions for 1,300 yards (20.3 avg.) and nine touchdowns; 36 rushing attempts for 271 yards and three touchdowns; 48 punt returns for 602 yards (12.5 avg.) and one touchdown; and 31 kickoff returns for 786 yards (25.4 avg.). He posted a season-high 87-yard touchdown catch against Hamilton and had six 100-yard receiving efforts. Leading his team to the CFL Championship, Ismail scored in each of two postseason contests — on a 75-yard punt return in the conference final against Winnipeg and on an 87-yard kickoff return in the Grey Cup against Calgary en route to Championship Game MVP honors. Ismail was originally a 1991 fourth-round selection (100th overall) by the Raiders.

**COLLEGE:** Ismail was an All-America selection his sophomore and junior seasons at Notre Dame and finished second in the 1990 Heisman Trophy balloting following his junior year. During his college career, he averaged 15.3 yards from scrimmage, 27.6 yards on kickoff returns and 61.8 yards-per-touchdown play. His career average of 22.0 yards-per-reception set a school record while his five career kickoff returns for touchdowns ranked one shy of the NCAA record. He returned kickoffs for touchdowns of 89 and 92 yards against Michigan in 1989 as a sophomore and had two kickoff returns for touchdowns against Rice as a freshman to become the first player in NCAA history to return two kickoffs for touchdowns in two separate games. As a junior, Ismail ranked ninth in the nation, averaging 156.9 all-purpose yards and led the Irish with 32 receptions for 699 yards and two touchdowns in addition to ranking third in rushing with 537 yards and three touchdowns on 67 carries. He had two games with over 170 yards receiving in addition to crossing the 100-yard rushing mark in two contests. As a sophomore, Ismail averaged 135.7 all-purpose yards with 27 receptions for 535 yards and 478 rushing yards on 64 carries. He was named MVP of the Orange Bowl after rushing for 108 yards, including a 35-yard touchdown, against Colorado in a 21-6 win. As a freshman, Ismail was part of a Fighting Irish national championship team, leading the nation in kickoff return average with a 36.1-yard average on 12 returns with two touchdowns. Ismail was also a standout sprinter on the Notre Dame track team, winning the conference indoor title in the 55-meters in 1989 and placing second in the men's 200-meter outdoor event.

**PERSONAL:** Born Raghbi Ramadan Ismail in Elizabeth, N.J., he was a graduate of Myers High School in Wilkes Barre, Pa., where he played running back, defensive back and kick returner. He was a Parade High School All-America in football as a senior after rushing for 2,112 yards and accounting for 3,144 all-purpose yards and 33 touchdowns. He posted 25 touchdowns and 2,416 all-purpose yards as a junior. He also lettered three times in track, leading his team to two state titles as a sprinter and long jumper, winning individual state titles in the 100-meters, long jump and as anchor of the 400-meter relay team. He also won state titles in the long jump and the indoor 55-meters as a junior. He also lettered twice in basketball. Ismail's brother Qadry is also a NFL receiver, playing for the Indianapolis Colts in 2002. Ismail earned a degree in American Studies while at Notre Dame. Ismail has twice appeared on the *Wheel of Fortune* NFL





Players Week, donating all money won to charity. He is also a special contributor to the *Best Damn Sports Show* on Fox Sports Net and has his own radio show on ESPN Radio during the season. In the spring of 2002 Ismail performed his debut single "Bounce" at a Dallas Desperados game. 3 Sons of Thunder, featuring Rocket Ismail and the Dynamic Twins also will release their first album, *The Reign Cometh* on his wife's record label, Coz, this fall. Raghib and wife Melani have a son, Noe, and two daughters, Imani and Kianna.

ISMAIL'S NFL TOTALS

Year	No.	Receiving Yds.	Avg.	Long	TD
1993 (Raid.)	26	353	13.6	43t	1
1994 (Raid.)	34	513	15.1	42	5
1995 (Raid.)	28	491	17.5	73t	3
1996 (Car.)	12	214	17.8	51	0
1997 (Car.)	36	419	11.6	59t	2
1998 (Car.)	69	1,024	14.8	62	8
1999	80	1,097	13.7	76t	1
2000	25	350	14.0	44	1
2001	53	834	15.7	80t	2
Total	363	5,295	14.6	80t	28

Year	No.	Receiving Yds.	Avg.	Long	TD
1993 (Raid.)	0	0	0.0	0	0
1996 (Car.)	1	24	24.0	24	0
1999	8	163	20.4	45	0
Total	9	187	20.8	45	0

100-Yard Receiving Games

Regular Season

- 149 @ Washington, 9/12/99 (8 rec.)
- 125 vs. Indianapolis, 10/22/95 (3 rec.)
- 125 vs. Miami, 11/25/99 (5 rec.)
- 119 vs. Atlanta, 9/6/98 (6 rec.)
- 118 vs. N.Y. Giants, 12/9/01 (10 rec.)
- 117 @ Dallas, 10/11/98 (6 rec.)
- 109 @ Indianapolis, 12/27/98 (7 rec.)
- 108 @ Atlanta, 11/3/96 (5 rec.)
- 107 @ N.Y. Giants, 11/4/01 (6 rec.)
- 102 vs. New Orleans, 11/30/97 (6 rec.)
- 101 vs. Arizona, 10/3/99 (4 rec.)

Playoffs

- 163 @ Minnesota, 1/9/00 (8 rec.)

Year	No.	Rushing Yds.	Avg.	Long	TD
1993 (Raid.)	4	-5	-1.3	10	0
1994 (Raid.)	4	31	7.8	13	0
1995 (Raid.)	6	29	4.8	13	0
1996 (Car.)	8	80	10.0	35t	1
1997 (Car.)	4	32	8.0	18	0
1998 (Car.)	3	42	14.0	36	0
1999	13	110	8.5	27t	1
2000	8	73	9.1	37	0
2001	8	31	3.9	11	0
Total	58	423	7.4	37	2

Year	No.	Kickoff Returns Yds.	Avg.	Long	TD
1993 (Raid.)	25	605	24.2	43	0
1994 (Raid.)	43	923	21.4	51	0
1995 (Raid.)	36	706	19.6	43	0
1996 (Car.)	5	100	20.0	30	0
Total	109	2,334	21.4	51	0

Year	No.	Punt Returns Yds.	Avg.	Long	TD
1993 (Raid.)	3	51	17.0	33	0
1996 (Car.)	1	7	7.0	7	0
Totals	4	58	14.5	33	0

Year	No.	FC	Yds.	Avg.	Long	TD
2001	1	3	20	20.0	20	0

Single-Game Bests

- Receptions - 10 vs. N.Y. Giants, 12/9/01
- playoffs - 8 @ Minnesota, 1/9/00
- Receiving Yards - 149 @ Washington, 9/12/99
- playoffs - 163 @ Minnesota, 1/9/00
- Long Reception - 80t vs. San Diego, 9/23/01
- playoffs - 45 @ Minnesota, 1/9/00
- Touchdowns - 2 three times, last vs. Dallas, 10/11/98
- Rushing Attempts - 3 at St. Louis, 11/17/96
- Long Rush - 37 vs. Philadelphia, 9/3/00
- Kickoff Returns - 8 at Seattle, 12/17/95
- Kickoff Return Yards - 137 at Seattle, 12/17/95



# Alcender Jackson

Guard

6'3" ★ 311 ★ 5/18/77

Louisiana State

FA for '00

NFL: 3rd Year ★ Cowboys: 3rd Year



**GAMES/STARTS:** 2000 (3/0), 2001 (0/0). Totals (3/0).

**PRO:** The Dallas Cowboys landed a quality, young offensive lineman when they signed Alcender Jackson following the 2000 NFL Draft. His tenacity and versatility so impressed coaches during preseason action that he was the only rookie free agent to make the squad straight out of training camp. While he saw limited playing time as a rookie, he gained valuable experience working alongside veterans Larry Allen and Flozell Adams on a daily basis in practice. To make up for his lack of experience, Jackson will gain extensive playing time for the Rhein Fire of NFL Europe this spring.

**2002:** Jackson finished the NFL season garnering All-NFLEL team honors at guard as he helped fellow honoree and teammate Jamal Robertson finish third among running backs with 792 yards and eight touchdowns on 151 carries. The Fire led all NFLEL teams with 1,513 rushing yards enroute to a World Bowl appearance.

**2001:** Jackson was inactive for all 16 games in his role as a reserve guard.


**2000:** After seeing action at both right and left guard in preseason, Jackson was deactivated the first 10 weeks of the season. He was active but did not play against Minnesota (11/23) and then deactivated again at Tampa Bay (12/3). Jackson saw his first NFL action when he moved into the lineup at right guard



for Solomon Page – who moved to right tackle when Erik Williams suffered a neck strain – against Washington (12/10). Jackson played the entire second half as Emmitt Smith rushed for 150 yards and a touchdown against the NFL's third ranked defense. In all, the Cowboys ran for 242 yards on the day, the most by the Dallas offense since recording 271 yards on the ground at Philadelphia on Oct. 31, 1993. Jackson also saw action at right tackle on the game's final drive at Tennessee (12/25).

**COLLEGE:** A three-year starter at LSU, Jackson spent his final two seasons at left guard after a sophomore season at tackle. As a senior, Jackson helped the Tigers average over 300 yards-per-game on offense. He started his junior season at left guard but missed the final four games with a sprained knee. During his play, he helped Kevin Faulk rush for 1,279 yards and 12 touchdowns. Jackson moved into the starting lineup at left tackle his sophomore season, and his blocking led the way for Faulk to rush for 1,144 yards and 15 touchdowns. Jackson's work helped LSU average 410.6 total yards-per-game while recording a 9-3 record to end the year ranked No. 13 in the final Associated Press and *USA Today* polls.

**PERSONAL:** Alcender O'Neal Jackson was a member of the *USA Today* All-USA team and the *Jackson Clarion Ledger* Mississippi player of the year after his senior season at Moss Point, Miss., High School. The two-time all-state selection helped lead Moss Point to a 12-1 record during his senior campaign. He is married to the former LeQuinta Tolbert.



## DeVeren Johnson

### Wide Receiver

6'4" ★ 211 ★ 9/21/78

Sacred Heart

D-6b for '02 (208th overall)

NFL: Rookie ★ Cowboys: Rookie



**COLLEGE:** In an attempt to find the "hidden gem" of the draft, the Cowboys selected DeVeren (pronounced DEV-rin) Johnson in the sixth round (208th overall) of the NFL Draft. Johnson possesses the size element the Dallas receiving corps has been lacking in recent years. At 6-4, 211 pounds, he has the bulk to shield defenders with his body and the height to win the battle in the air for the football. A little known talent from a small Division I school, Johnson hopes to continue to show coaches sparks of being a play maker as he works on the transition to the NFL.

**2001:** As a senior, Johnson earned All-North East Conference and I-AA Mid-Major All-America honors as he hauled in 49 passes while leading the conference in receiving yards (1,157), touchdowns (13) and yards-per-catch (23.6). He helped lead the Pioneers to a perfect 11-0 record and their first-ever NEC title in the ECAC Bowl.

**2000:** Johnson was an All-NEC selection as he finished his junior campaign with 38 receptions for 593 yards (15.6 avg.) and six touchdowns after transferring from Champlain Junior College. He added 16 points-per-game and 8.0 rebounds-per-game for the school's basketball team.

**1999:** Johnson returned to the basketball squad for his sophomore year at Champlain Junior College and saw action in 24 games, totaling 141 points (5.9 per game), 102 rebounds (4.3), 15 steals and five blocked shots.


**1998:** As a freshman at Champlain, Johnson played 32 games for the school's basketball team, averaging 7.9 points-per-game and 5.7 rebounds-per-game while adding 50 steals and 20 blocked shots.

**PERSONAL:** DeVeren Johnson played outside linebacker and wide receiver as a sophomore and junior at University City High School in San Diego, Calif. He played on the basketball team as a sophomore. He has a degree in business management.

#### JOHNSON'S SACRED HEART TOTALS

Year	No.	Receptions		Long	TD
		Yds.	Avg.		
2000	38	593	15.6	80	6
2001	49	1,157	23.6	75	13
Totals	87	1,750	20.1	80	19





## Paris Johnson

### Linebacker

6'3" ★ 238 ★ 1/18/76

Miami (Ohio)

FA for '00

NFL: 2nd Year ★ Cowboys: 1st Year



**GAMES/STARTS:** 1999 (I.R.-Ariz.).

**PRO:** Continually looking to add experienced depth to their squad, the Cowboys signed Paris Johnson to help bolster their linebacking corps. Despite an injury-riddled two-year NFL career, Johnson has shown that at 6-3, 238 pounds, he has the size to go along with the talent to make plays. This trait will aid him as he battles for a spot on Dallas' linebacking depth chart and on the Cowboys special teams units.

**2001:** After signing with Miami as a free agent Feb. 7, Johnson was allocated to the Rhein Fire of NFL Europe. He played in five games for the Fire, starting four, and registered 18 tackles and a pass defended before requiring surgery to repair a lateral meniscus tear in his right knee.

**2000:** Johnson returned to the Arizona Cardinals but was released at the end of camp. He was out of football for the entire NFL season.

**1999:** Johnson was a fifth round draft choice (155th overall) of the Arizona Cardinals in the NFL Draft. He spent the entire season on the Cardinals injured reserve list with a knee injury. He was released following the season.

**COLLEGE:** Johnson played two seasons at the University of Miami, Ohio, where he was selected to the Hula Bowl as a senior. As a junior, he finished fourth on the squad with 94 tackles and earned All-Mid-American Conference honors at free safety on a defense that finished 16th in the nation allowing only 306.7 yards-per-game. He redshirted his first year at Miami, OH after transferring from North Iowa Community College where he served as a team captain as a two-year starter. He finished his sophomore year with 98 tackles in eight games, garnering all-region accolades.

**PERSONAL:** Johnson majored in sociology while at Miami, Ohio. He attended Oak Park-River Forest High School in Chicago, Ill where he lettered twice in football and was named the team defensive lineman of the year after recording 56 tackles, including eight sacks as a senior. He also earned a letter in track. He has a son, Paris Jr.



## Micah Knorr

### Punter

6'2" ★ 199 ★ 1/9/75

Utah State

FA for '00

NFL: 3rd Year ★ Cowboys: 3rd Year



**GAMES/STARTS:** 2000 (14/0), 2001 (16/0). Total - 30/0.

**PRO:** After being out of football for three years, Micah Knorr has quickly made a name for himself in the NFL. He proved to be one of the top rookie punters in Cowboys history in 2000, and with another year of experience should only get better. Knorr's strong leg led him to a franchise rookie record of 42.8 gross yards-per-punt. His superior hang time on punts allowed Dallas' coverage teams to get down field and help him post a 35.8 net average - the fourth highest net punting average for a rookie in club history. He also handles kickoff duties, allowing Dallas to maintain its lofty rank among the top kickoff coverage teams in the league each season. He became the first left-footed punter in club history when he took the field in 2000.

**2001:** Knorr's sophomore campaign was a trying time as Dallas went through two different deep snap-pers and a number of changes on their special teams coverage units. Despite these struggles, he still managed to average 40.2 yards-per-punt, and his 25 punts inside the 20-yard line tied for the fifth most in club history. He continued to excel on kickoffs, placing 13-of-56 kicks (not including onside kicks or squibs at the end of the half or game) into the end zone with four touchbacks. He averaged 65.8 yards per kickoff (to the four-yard line), and Dallas' opponent's average starting position following his kickoffs was the 26.8-



yard line, placing Dallas ninth in the NFC, tied for 12th in the NFL, in opponents drive start. In the season opener against Tampa Bay (9/9), he recorded five punts for a 36.8 yard average, including two downed inside the Bucs 20-yard line. His big play came on kickoff duty when he executed a perfect surprise onside kick that George Teague recovered in the first quarter. Knorr posted a 42.5 yard average on four punts against San Diego (9/23). With Tim Dwight forced into three fair catches and a two-yard loss on his only return, Knorr's net average of 43.0 yards against the Chargers was a career-high. At Philadelphia (9/30), he averaged 40.7 yards on six punts but suffered the first blocked punt of his career when N.D. Kalu broke through to get his second quarter kick. Not just a foot, Knorr also recorded a touchdown-saving tackle on Brian Mitchell's 54-yard punt return in the second quarter. He posted a 43.0 yard average on five punts against Arizona (10/28), including one downed at the Cards one-yard line that eventually led to a Dexter Coakley interception return for a touchdown. Again going above and beyond the call of duty, Knorr recovered a third quarter fumbled kickoff to set Dallas up at the Cardinals 44-yard line. Despite his second blocked punt of the season, Knorr had a nice day at the N.Y. Giants (11/4), averaging 44.2 yards on five punts and helping limit the Giants to a 17.0 average on five kickoff returns. He also led the team with two special teams tackles. He recorded two more special teams tackles the next week at Atlanta (11/11) and averaged 43.3 yards on four punts, including 53- and 54-yard kicks. After recording season-highs with eight punts and a 45.5 yards-per-kick average against Denver (11/22) – along with a special teams tackle in his fourth consecutive game – Knorr could do no wrong against the N.Y. Giants (12/9), recording six punts for a 41.5 yard average. Four of those boots pinned the Giants inside their own 20-yard line, tying the second most in club history. In the Cowboys surprising win over San Francisco (12/30), Knorr suffered his third blocked punt of the season. In the season finale at Detroit (1/6/02), he placed three of his six punts inside the Lions 20-yard line.

**2000:** Knorr burst onto the NFL scene as a rookie, finishing fourth in the NFC, 11th in the NFL, with a club rookie record 42.8 gross punting average. Only one other rookie in the league posted a higher average in 2000 – Shane Lechler, 45.9. Knorr's net punting average of 35.8 – fourth highest rookie mark in club history – was the fifth best net average in the NFC and tied for 14th in the NFL. While handling kickoff duties, he placed 18-of-57 kickoffs into the end zone, posting 10 touchbacks. His 17.5 touchback percentage was the second highest percentage in the NFL (Jeff Wilkins – 22.7%). He made his professional debut against Philadelphia (9/3) and averaged 44.6 yards on seven punts while helping limit Brian Mitchell to a 5.0 average on four returns. At Arizona (9/10), Knorr averaged 57.0 yards on two punts, with both punts pinning the Cardinals inside their 20-yard line. He punted five times for a 46.4 average at Washington (9/18) to help limit Deion Sanders to three returns for zero yards. Knorr averaged 45.3 yards on three punts, including a career-long 60-yarder, against San Francisco (9/24). He had two punts downed inside the 20-yard line at Carolina (10/1) while averaging 44.0 yards-per-punt. Against Arizona (10/22), he posted a career-high eight kickoffs. At Philadelphia (11/5), he pinned the Eagles inside their 25-yard line four times in five punts, including twice inside their 10-yard line in the fourth quarter. Knorr suffered a hairline fracture of the tibial plateau in his left knee while being run into on his only punt against Cincinnati (11/12). The punt, however, was called back due to a roughing the punter penalty. Dallas did not have to punt again against the Bengals, marking the fourth time in club history that Dallas has not registered a punt in a game. Knorr's knee injury forced him to miss games at Baltimore (11/19) and against Minnesota (11/23). He returned to action at Tampa Bay (12/3) by averaging 41.6 yards on five punts. The next week against Washington (12/10), he punted three times for a 45.0 average to help limit Sanders to one return for 11 yards. His booming kickoffs against the Redskins helped hold them to a 17.9-yard average on eight kickoff returns. Knorr posted a 36.2 average on five punts against the N.Y. Giants (12/17), including two that were downed inside the Giants' 20-yard line. In the season finale against Tennessee (12/25), he recorded a career-high 10 punts, the most by a Dallas punter since Mike Saxon had 10 against Chicago on Nov. 17, 1985. It also tied the mark for the second most punts in a game in club history. Knorr averaged 39.8 yards on those 10 kicks against the Titans, including a 53-yarder. He also closed his initial pro campaign with two special team stops, one at Arizona (9/10) and one against the N.Y. Giants (12/17).

**1999:** Knorr was out of football coaching kickers for Irvine, Calif., High School while working at a gym and day spa.

**1997-98:** Knorr was out of football managing a sports retail store in California.

**COLLEGE:** As a senior at Utah State in 1996, Knorr earned second-team All-Big West honors after connecting on 12-of-21 field goals and 36-of-47 extra points to lead the Aggies in scoring with 72 points. He finished his collegiate career with a school record 39 field goals made. As a junior, he earned first-team All-Big West honors after tying for the league lead in field goals, connecting on 12-of-19 with four of the misses coming from beyond 50 yards. He also finished second on the team in scoring with 61 points. He led Utah State as a sophomore with 63 points on 15-of-20 field goals and 18-of-18 PATs while averaging 37.3 yards on 10 punts and posting 14 touchbacks on kickoffs. Knorr saw action in 11 games as a true freshman in 1993, averaging 38.6 yards on 33 punts.

**PERSONAL:** Knorr earned first-team All-CIF honors as both a junior and senior at Orange, Calif., High School, where he averaged 42-yards-per-punt as a senior. He participated in the Orange County North-South All-Star Game following his senior campaign. The history major finished his prep career with 81 career points on 42-of-47 PATs and 13-of-27 field goals. This past offseason, Knorr served as a celebrity escort while supporting the Children's Cancer Fund Fashion Show. He also donated time at the Ninth Annual Komen Tarrant County Race for the Cure, signing autographs, firing the start pistol and assisting with the awards ceremony.





## KNORR'S COWBOYS TOTALS

Year	No.	Yards	Avg.	Punting					Ret	Yds	NET
				TB	IN20	Long	Block	Ret			
2000	58	2,485	42.8	8	12	60	0	25	248	35.8	
2001	78	3,135	40.2	6	25	57	3	38	493	31.1	
Total	136	5,620	41.3	14	37	60	3	63	741	33.1	

## Additional Statistics

Special Teams Tackles: 2000 (2-0-2), 2001 (4-3-7).  
Total - 6-3-9.

## Opponents' Fumbles Recovered

Year	No.	Yds.	Avg.	Long	TD
2001	1	0	0.0	0	0

## Single-Game Bests

Punts - 10 @ Tennessee, 12/25/00  
Gross Average - 46.4 @ Washington, 9/18/00  
Net Average - 43.0 vs. San Diego, 9/23/01  
Inside 20 - 4 vs. N.Y. Giants, 12/9/01  
Long - 60 vs. San Francisco, 9/24/00



# Matt Lehr

## Guard/Center

6'2" ★ 304 ★ 4/25/79

Virginia Tech

D-5 for '01 (137th overall)

NFL: 2nd Year ★ Cowboys: 2nd Year




**GAMES/STARTS:** 2001 (8/0).

**PRO:** The Cowboys believe they addressed their long-term future at either guard or center when they selected Matt Lehr (pronounced LAIR) with the 137th overall pick in the 2001 NFL Draft. Lehr combines good athleticism with excellent technique to dominate his man at the line of scrimmage. His quickness and strength were big reasons Virginia Tech was able to establish Big East rushing records during his junior and senior campaigns. Lehr worked at guard and center during his first professional season to provide the Cowboys with a more versatile reserve lineman. Entering his second season, the Cowboys are looking to move Lehr to the starting center position to replace departed veteran Mark Stepnoski.

**2001:** Lehr saw his first NFL action with a fourth quarter stint at left guard in the second week of the season at Philadelphia (9/30). The following two weeks, Lehr was active but did not play. Against Arizona (10/28), he saw action at both guard spots for Allen and Garmon for a limited number of snaps when they were forced from the game. At Arizona (12/23), Lehr saw considerable time at right guard in the first half, helping Dallas rush for 174 yards on the day, including a season-high 128 by Emmitt Smith. In the season finale at Detroit (1/6/02), Lehr played almost the entire game at right guard after Kelvin Garmon re-aggravated a sprained right foot. In the game, he helped protect Carter (no sacks) and block for Smith as he gained 77 yards rushing and topped the 1,000-yard mark for an NFL record 11th consecutive season.

**COLLEGE:** As a senior, Lehr earned second-team All-Big East and All-America honors while allowing only half a sack and five quarterback pressures and leading the team with 57 knockdown blocks. His performance throughout the season also earned him selection to play in the Hula Bowl. Lehr started all 12 games as a junior at left guard and surrendered only one sack and just three quarterback pressures to earn second-team All-Big East honors and help take the Hokies to the BCS National Championship game. After seeing practice time at guard and tackle during spring workouts of his sophomore year, Lehr injured his ankle during preseason practice and missed Techs first two games. He saw his first action of the year in the third week and midway through the season he moved into the starting lineup.

**PERSONAL:** Matthew Steven Lehr played offensive guard and defensive end for Woodbridge, Va., High School. The three-time all-district and all-region selection earned Group AAA all-state honors for his work on the offensive line during his final prep season. He contributed 40 tackles and six sacks on defense while averaging 20 pancake blocks-per-game to garner All-America honors from *PrepStar*. The finance major averaged 12 pancake blocks a game as a junior to earn second-team all-state accolades. He also garnered all-state honors as a member of the Woodbridge track team in the shot put. As a rookie, Lehr was a member of the Cowboys inaugural "Rookie Club", a program designed to introduce rookies to community and charity work. Throughout the season, the rookies made visits to and spent time with children at Children's Medical Center of Dallas, Oak Cliff Boys and Girls Clubs, The Salvation Army and its' Christmas Distribution Center. He also took place in the Pegasus Project with the team's offensive line and the RISE School of Dallas, which helped raise awareness for the arts in Dallas. Lehr played the role of the "Grim Reaper" in the Fatal Choices, Shattered Dreams program, a DWI program featuring a mock traffic accident at Oak Ridge High School in Arlington, Tex.



# Anthony Lucas

## Wide Receiver

6'3" ★ 204 ★ 11/20/76

Arkansas

FA for '01

NFL: 1st Year ★ Cowboys: 1st Year

**GAMES/STARTS** 2000 (P.U.P.-G.B.).


**PRO:** Anthony Lucas is a big receiver with the ability to get deep, the combination Cowboys coaches have been looking for. His size will provide quarterback Quincy Carter an inviting target. After spending most of last season recovering from a fractured patella, Lucas will be battling several young receivers for a spot on the depth chart behind Joey Galloway and Raghib Ismail.

**2001:** Lucas went to camp with Green Bay but was released Aug. 24. Dallas claimed him off waivers Aug. 25, but he was released Sept. 2. He immediately signed to the Cowboys practice squad, where he remained until being placed on injured reserve Oct. 18 with a fractured patella suffered during practice.

**2000:** After being selected in the fourth round (114th overall) of the NFL Draft by Green Bay, Lucas underwent a corrective procedure to repair the anterior cruciate ligament in his right knee on Aug. 1. He was placed on the Physically Unable to Perform list Aug. 17, where he spent the remainder of the season rehabilitating his knee.

**COLLEGE:** A four-time letterman at the University of Arkansas, Lucas averaged 21.0 yards-per-reception, setting a new Southeastern Conference record. At the time he graduated, Lucas owned Arkansas career records for receiving yardage (2,879), receiving touchdowns (23) and 100-yard receiving games (11). In his senior year at Arkansas, Lucas was a first-team All-conference selection after starting the season with a career high 194 yards, and three-touchdown game against Southern Methodist University. He is one of only three men to catch three touchdowns in a single game for the University of Arkansas, and the only one in the last 55 years.

**PERSONAL:** Anthony Wayne Lucas was born Nov. 20, 1976 in Vicksburg, MS, and holds a BA degree in social work from the University of Arkansas. He was an all-state and all-district pick his junior and senior seasons at McCall High School in Tallulah, LA. As a senior at McCall, Lucas received All-America honors. He earned three letters in football and four in basketball. His cousin is Leonard Griffin, a former defensive end with the Kansas City Chiefs (1986-1993).



# Mike Lucky

## Tight End

6'6" ★ 273 ★ 11/23/75

Arizona

D7 for '99 (229th overall)

NFL: 4th Year ★ Cowboys: 4th Year



**GAMES/STARTS** (regular season/postseason): 1999 (14/4, 1/0), 2000 (IR), 2001 (16/5). Total-(30/9, 1/0)

**PRO:** After making significant contributions to Dallas' offense as a rookie, Mike Lucky missed out on his follow-up campaign after tearing three ligaments in his right knee (ACL, MCL and PCL) in the 2000 pre-season opener. With a solid year of hard work in the training room and weight room, Lucky emerged in 2001 with the strength and toughness in the trenches that helped Dallas finish with the third ranked rushing offense in the NFL. Along the way he also garnered the respect and admiration of his teammates for overcoming his physical adversity, earning the 2001 Ed Block Courage Award from his peers in the locker room. Although mostly noted for his bruising style of play as a blocker, he has displayed flashes as a receiver when given the opportunity. These attributes are the reason Lucky gives Dallas valuable depth at tight end.

**2001:** After 12 months of hard work and rehabilitation, Lucky returned to action and earned the starting nod in five-of-16 games. His powerful blocking brought about a resurgence in the Dallas running game that saw the Cowboys rank third in the NFL with 136.5 yards-per-game on the ground. As a receiver, Lucky





registered 13 receptions for 96 yards and his first career touchdown. At season's end, he was selected as the club's Ed Block Courage Award recipient by his teammates for successfully overcoming a torn ACL, MCL and PCL. In the season opener against Tampa Bay (9/9), he returned to action for the first time since the injury. While he did not record a reception, his blocking helped Dallas gain 96 yards rushing on 24 carries. Lucky recorded his first career touchdown reception with a seven-yard scoring toss from Anthony Wright against San Diego (9/23). As a blocker, he led the way as Emmitt Smith ran for 85 yards on 17 carries (5.0 avg.) to move past Barry Sanders into second on the NFL's all-time rushing list. At Philadelphia (9/30), he earned his first start of the season with Jackie Harris deactivated with a strained groin. Lucky went on to record two receptions for eight yards. He contributed two receptions for 18 yards, including a 15-yard grab on the Cowboys first scoring drive of the game at the N.Y. Giants (11/4). His seven-yard reception at Washington (12/2) gave Dallas a first down in the Cowboys win. At Arizona (12/23), Lucky had two receptions for a career-high 29 yards, including a career-long 16-yard grab. With Harris suffering from the flu, Lucky earned the start at tight end in the Cowboys upset win over San Francisco (12/30) and helped block for a running game that picked up 186 yards on the day, including 126 by Smith.

**2000:** Lucky's second season never got underway as he tore the ACL, MCL and PCL in his right knee during the preseason opener against Pittsburgh (7/30). He underwent reconstructive surgery to repair the ligaments in his knee on Aug. 1 and was placed on injured reserve.

**1999:** Lucky's productive rookie season got off to a very tenuous start as he suffered a stress fracture in his left foot on Aug. 27 and was forced to miss five weeks, including the opener at Washington (9/12) and the following week against Atlanta (9/20). The open date (9/26) gave Lucky extra time for healing, and he quickly settled into his role as the team's backup tight end, especially blocking for short yardage and goal line situations. Against Arizona (10/3), he earned his first NFL start in his very first NFL game when Dallas opened in a two-tight end formation. He later went on to record his first career reception with a two-yard grab on third-and-two to keep a Cowboys touchdown drive alive against the Cardinals. Lucky earned his second career start (three tight end set) in his first appearance on Monday Night Football in the Cowboys 13-10 loss at the N.Y. Giants (10/18). One week later against Washington (10/24), Lucky recorded his second catch of the season with a five-yard reception. He started the next week's game at Indianapolis (10/31) as the Cowboys once again opened in a short yardage formation. In the Thanksgiving Day win over Miami (11/25), he recorded two catches for 15 yards, marking his first career multiple catch game. He added a three-yard reception in the season finale against the N.Y. Giants (12/00). His contributions in the running game enabled the Cowboys to average 128.3 yards-per-game on the ground (sixth in the NFL), while Smith enjoyed his finest season since 1995 (1,397). Lucky was selected by the Cowboys in the seventh round (229th overall) of the 1999 NFL Draft.

**COLLEGE:** Lucky started 35 of the final 36 games of his college career, catching 43 career passes for 563 yards and four touchdowns. As a senior, he finished fourth on the team with 11 receptions for 142 yards. He also added 40 knockdown blocks and was a punishing part of a Wildcats' running game that averaged 213 yards-per-game (14th in the nation). In the regular season finale, Lucky's blocking was a critical part of an Arizona offense that rolled up 607 total yards against Arizona State, including a school-record 288 yards rushing by Trung Canidate. Arizona finished the season 12-1 and ranked fourth in the final Associated Press poll. As a junior starter on the Insight.com Bowl champion Wildcats, Lucky finished fourth on the team with 13 receptions for 154 yards and two touchdowns.


**PERSONAL:** Michael Thomas Lucky left Antioch, Calif., High School rated the 15th best tight end in the country by *SuperPrep* magazine. As a senior, he served as team captain and caught 36 passes for 650 yards and 11 touchdowns, earning all-Northern California and all-state accolades. Lucky earned his degree in political science at Arizona. Off the field, Lucky has shown support for the Race For The Cure in Dallas and Ft. Worth, which benefits The Susan G. Komen Breast Cancer Foundation, and he donates his time to Our Children's Center in Irving, TX. Mike and wife Deanna have a daughter, Madison. Deanna filled the quiet time in the Lucky family offseason by become a member of the inaugural Dallas Desperados Dancers team this past summer.

## LUCKY'S COWBOYS TOTALS

Year	Receptions					TD
	No.	Yds.	Avg.	Long		
1999	5	25	5.0	8		0
2000	Reserve/Injured - Knee					
2001	13	96	7.4	16		1
Total	18	121	6.7	16		1

## Additional Statistics

Special Teams Tackles: 2000 (0 - 1 - 1).



# Louis Mackey

## Linebacker

6'1" ★ 225 ★ 12/29/77

Akron

FA for '01

NFL: 1st Year ★ Cowboys: 1st Year



### GAMES PLAYED/STARTED: 2001 (1/0).

**PRO:** After a rash of injuries hit the Cowboys linebacking corps midway through the 2001 season, including starters Dat Nguyen and Dexter Coakley, Dallas signed Louis Mackey to the active roster from their practice squad. Mackey, a fast, speed rusher, took advantage of limited playing time to show coaches his ability to make plays.

**2001:** Mackey signed with Dallas on Aug. 10 as a rookie free agent and proceeded to tally three tackles and a sack in the preseason. He was released at the end of camp and immediately signed to Dallas' practice squad. After moving to the active roster on Nov. 17, he played in his first NFL game against Philadelphia (11/18) but fractured the tibial plateau in his left knee. He was placed on injured reserve Nov. 21.

**COLLEGE:** Mackey played his final two years of ball at Akron after transferring from Gavilan Junior College. As a senior, Mackey finished third on the team with 67 tackles, tied for second with eight tackles for losses, two passes defended, a sack, and a forced fumble. In his second year, he had to sit out the football season in order to gain academic eligibility. As a junior transfer with the Zips, Mackey saw action in 10 games, starting two. He started his collegiate career at Gavilan Junior College where he played the strong safety and linebacker positions earning first-team all-conference honors in both seasons he played.

**PERSONAL:** As a senior, Louis Mackey was an all-conference running back and linebacker at Albany, Calif., High School. He qualified for the Meet of Champions as a member of the track team with performances in the long jump and 4x400 relay. He spent his first three years of high school at Richmond, Calif., High School before transferring to Albany his senior year. As a rookie, Mackey was a member of the Cowboys inaugural "Rookie Club", a program designed to introduce rookies to community and charity work. Throughout the season, the rookies made visits to and spent time with children at Children's Medical Center of Dallas, Oak Cliff Boys and Girls Clubs, The Salvation Army and its' Christmas Distribution Center.



# Jamar Martin

## Fullback

5'11" ★ 244 ★ 4/12/80

Ohio State

D-4 for '02 (129th overall)

NFL: Rookie ★ Cowboys: Rookie



**COLLEGE:** After Robert Thomas' season ended with a high ankle sprain against Washington (10/15), the Cowboys finished the 2001 season without a true fullback on the roster. To remedy that situation, Jamar Martin was drafted in the fourth round (129th overall) of the 2002 NFL Draft. In Martin, Dallas now has a proven fullback who shows good explosiveness as the lead blocker and is quick to get out and find the linebacker. He also has the hands Dallas looks for in a fullback coming out of the backfield as a receiver, averaging 9.6 yards-per-reception for his college career.

**2001:** Martin was the Buckeyes team co-captain as a senior, catching a career-high 13 passes for 120 yards and a pair of scores while carrying the ball 22 times for 86 yards. In the season opener against Akron, Martin recorded three catches for 23 yards, including a 10-yard touchdown, and led the way on a 14-yard rushing touchdown by tailback Jonathan Wells, a fourth round (99th overall) draft pick by the Houston Texans. At UCLA, Martin added a pair of rushes for 31 yards. At Indiana, he hauled in three more receptions for 33 yards. He rushed four times for 14 yards and posted a season-high 10 knockdown blocks against Northwestern. Against San Diego State, Martin picked up seven knockdowns and threw a key block on a two-yard Lydell Ross touchdown run while carrying the ball himself five times for 23 yards. At Michigan, he cleared the way for an 11-yard scoring run by Wells. He closed out his collegiate career with a 29-yard reception against South Carolina in the Outback Bowl.





**2000:** As a junior, Martin was used in a blocking role helping lead the way as Ohio State rushed for 2,199 yards while picking up six yards and a pair of touchdowns on eight carries. He helped clear a path for Derek Combs, a seventh round (228th overall) draft pick by the Oakland Raiders, who carried the ball 175 times for 888 yards (5.1) and five touchdowns. Martin's only catch of the year, a 13-yard reception came against Penn State as the Buckeyes finished with an 8-4 record, including a 24-7 loss to South Carolina in the Outback Bowl.


**1999:** Martin started six games as a sophomore rushing for 100 yards on 19 carries (5.9 avg.). He cleared the way for current Cowboys teammate Michael Wiley, who rushed for 999 yards and 10 touchdowns on 183 carries. Martin tallied a career high 35-yard rushing game against Michigan and registered a then career-high 21-yard run and a one-yard touchdown reception at Michigan.

**1998:** As a true freshman, Martin saw action as the back-up fullback, totaling 34 yards and a touchdown on 12 carries while adding 68 yards on five receptions. He scored his first collegiate touchdown on a 10-yard run against Iowa. He was part of a Buckeye offense that rushed for 2,737 yards and 22 touchdowns to finish second in the Big Ten Conference. That squad went on to beat Texas A&M in the Nokia Sugar Bowl and finish with an 11-1 record, second in the nation.

**PERSONAL:** Martin helped lead McKinley High School in Canton, Ohio to a 14-0 record and the Ohio big school championship as a senior. He averaged 6.2 yards-per-carry as a senior, gaining 368 yards with five touchdowns on 59 attempts. He also totaled 59 tackles and five sacks at outside linebacker.

MARTIN'S OHIO STATE TOTALS

Rushing						Receiving					
Year	No.	Yds.	Avg.	Long	TD	Year	No.	Yds.	Avg.	Long	TD
1998	12	34	2.8	10	1	1998	5	68	13.6	17	0
1999	19	100	5.3	21	1	1999	3	10	3.3	5	1
2000	8	6	0.8	2	2	2000	1	13	13.0	13	0
2001	22	86	5.1	31	0	2001	13	120	9.2	16	1
Totals	61	226	4.0	31	4	Totals	22	211	9.6	17	2



**Tony McGee**

**Tight End**

**6'4" ★ 241 ★ 4/21/71**

**Michigan**

**FA for '02**

**NFL: 10th Year ★ Cowboys: 1st Year**



**GAMES/STARTS** (regular season, playoffs): 1993 (15/15-Cin.), 1994 (16/16-Cin.), 1995 (16/16-Cin.), 1996 (16/16-Cin.), 1997 (16/16-Cin.), 1998 (16/16-Cin.), 1999 (16/16-Cin.), 2000 (14/14-Cin.), 2001 (11/9-Cin.). Total - (136/134).

**PRO:** With a busy off-season signing top-quality free agents, Dallas netted another proven veteran that may just be the missing link to the offense when they signed Tony McGee April 29. McGee, originally a second round draft choice (37th overall) by Cincinnati, has taken on more of a role in the running game but has exceptional hands and the willingness to go across the middle to make the tough catch. He is well-versed in Offensive Coordinator Bruce Coslet's offense having played under him in Cincinnati for seven years and should be finished rehabbing a sprained MCL in his right knee, an injury he suffered late in the 2001 season, by training camp.

**2001:** McGee started nine-of-11 games (missing two starts because the team opened in multiple receiver sets) before spraining the MCL in his right knee against Tampa Bay (12/10). He finished the season with career-lows in receptions (14) and receiving yards (148) while adding a touchdown. These totals allowed him to move from ninth to seventh on the Bengals all-time receptions list (299), passing James Brooks (297) and Bob Trumpy (298). In the season opener against New England (9/9), McGee hauled in a 25-yard touchdown pass from Jon Kitna. As a blocker, McGee helped lead the way as Corey Dillon rushed for 1,315 yards, seventh in the NFL.

**2000:** McGee finished the season second on the team in receptions (26) and receiving yards (309) while also playing a key role as a blocker for the leagues' second ranked rushing offense (144.6 yards-per-game). His team-long streak of 117 consecutive starts came to an end in Week 14 as a left ankle fracture suffered at Tennessee (12/10) sidelined him for the final two games of the season. He opened up the season against Cleveland (9/10) with a reception for 34 yards and added six catches for 74 yards against Miami (10/1). He added three receptions for 23 yards and a touchdown against Arizona (12/3).

**1999:** For the sixth consecutive season, McGee started every game as he continued to see his role as a blocking tight end expand, helping pave the way for the sixth ranked rushing attack (2,051 yards) and third in yards-per-carry (4.6). He finished fourth in receiving yards (344) and fifth in catches (26) while adding two touchdowns. He opened up the season at Tennessee (9/12) with a three-yard touchdown



catch. He added another score on a 12-yard catch against San Diego (9/19). He registered season-highs in catches (five) and yards (77) at Seattle (11/7).

**1998:** McGee finished the season second on the team in total snaps and yards-per-catch average (13.2) while starting all 16 games for the fifth consecutive season. In the win at Detroit (9/13), McGee hauled in 2 passes for 53 yards, including a 38-yard catch that set up a third quarter tying touchdown. At Oakland (10/25), he led the team with 35 receiving yards and tied for the team lead with three receptions, then led the team once again against Denver (12/1), with 73 yards on four catches.

**1997:** McGee again started every game, and he finished the year as the Bengals leader (third in the league among tight ends) with a career-high six touchdown receptions. He finished third on the team in receptions (34) and receiving yards (414) as he helped block for the ninth-ranked rushing game in the league. In the Bengals 28-10 win at Indianapolis (11/9), he celebrated his first multiple touchdown game of his career hauling in a 15-yard score from Jeff Blake and a five-yarder from Boomer Esiason.

**1996:** For the third consecutive season, McGee started all 16 games at tight end for the Bengals, finishing the year with 38 receptions for 446 yards and four touchdowns. In the season finale against Baltimore (12/21), he hauled in a career-high eight passes for a season-high 93 yards.

**1995:** In his third year with the Bengals, McGee topped his rookie performance and moved into second place among tight ends in team annals with 55 receptions for 754 yards and four scores. He finished third in yards and fourth in catches among tight ends in the league while finishing second on the team in receptions. McGee registered a career-high 118 receiving yards on six catches at Indianapolis (9/3).

**1994:** McGee scored his first career touchdown on an eight-yard catch from Jeff Blake against Philadelphia (12/24), finishing the season with 40 receptions for 492 yards. He tallied a career-high 54-yard reception at Arizona (12/18).

**1993:** McGee was drafted by the Cincinnati Bengals in the second round (37th overall) of the NFL draft. He finished his rookie campaign with 44 receptions – the most by a Bengals tight end since 1989 – and 525 yards receiving – the most from a Cincinnati tight end since 1990. He sat out against Houston (11/14) with a lower back contusion, missing only one game as a rookie.


**COLLEGE:** As a senior, McGee earned the starting nod and tied for third on the Wolverines reception list as a tight end with 38 catches for 467 yards and six touchdowns, earning All-America and All-Big Ten Conference honors. He saw action in every game as a reserve tight end, catching three passes for 39 yards as a junior. McGee saw action on special teams and registered one catch for nine yards as a reserve tight end during his sophomore campaign. As a freshman, McGee saw action on special teams.

**PERSONAL:** As a senior at South Terre Haute, Ind., High School, McGee was selected Best Indiana Lineman of the Year and All-America from the *Chicago Sun Times* and *SuperPrep* magazine as he caught 27 passes for 670 yards while helping block for an offense that totaled 4,133 yards. He added *Blue Chip* honors as a defensive end during his senior campaign. He had 39 catches for 890 yards as a tight end while earning most valuable player honors on the basketball squad as a junior. He graduated with a bachelor's degree in communications from Michigan.

McGEE'S NFL TOTALS

Year	No.	Receiving Yds.	Avg.	Long	TD
1993(Cin)	44	525	11.9	37	0
1994(Cin)	40	492	12.3	54	1
1995(Cin)	55	754	13.7	41	4
1996(Cin)	38	446	11.7	22	4
1997(Cin)	34	414	12.2	37	6
1998(Cin)	22	363	16.5	40	1
1999(Cin)	26	344	13.2	35	2
2000(Cin)	26	309	11.9	39	1
2001(Cin)	14	148	10.6	25t	1
Totals	299	3,795	12.7	54	20

**Season Highs**  
 Receptions – 8 twice, vs. Indianapolis (12/22/96)  
 and vs. Houston (9/24/95)  
 Receiving Yards – 118 at Indianapolis (9/3/95)  
 Long – 54 at Arizona (12/18/94)  
 Touchdowns – 2 at Indianapolis (11/9/97)



# Dwayne Missouri

## Defensive End

6'5" ★ 272 ★ 12/23/78

Northwestern

FA for '01

NFL: 2nd Year ★ Cowboys: 2nd Year



**GAMES PLAYED/STARTED:** 2001 (2/0).

**PRO:** Dwayne Missouri, an aggressive end that has a knack for making plays in the backfield was signed off the Baltimore Ravens practice squad on Oct. 29, 2001. A seventh-round draft choice (231st overall) of the Baltimore Ravens, he has been gaining valuable professional football experience as a member of the Berlin Thunder of NFL Europe this spring. Cowboys coaches are expecting him to step into the defensive end rotation quickly.






**2002:** Missouri spent the spring with the Berlin Thunder of NFL Europe where he tied for second in the league with 5.5 sacks while totaling 27 tackles, four passes defended, and three forced fumbles enroute to a World Bowl championship.

**2001:** After posting five tackles, two sacks and two forced fumbles in preseason action, Missouri was released prior to the start of the season. He immediately re-signed to the Ravens practice squad, where he remained until the Cowboys signed him Oct. 29. Missouri was deactivated for his first two games with the Cowboys, at N.Y. Giants (11/4) and at Atlanta (11/11). He saw his first NFL action at left end against Philadelphia (11/18). He was then deactivated for games at Washington (12/2), against the N.Y. Giants (12/9) and at Seattle (12/16). At Arizona (12/23), he saw action, but failed to record his first tackle. Missouri was again deactivated for the final two games of the season against San Francisco (12/30) and at Detroit (1/6/02).

**COLLEGE:** Missouri earned All-Big Ten honors as a senior after recording 51 tackles, 16 stops for losses, nine sacks and five forced fumbles. His five forced fumbles were the highest total in the conference. As a junior, Missouri recorded career-highs in tackles (52) and stops behind the line of scrimmage (20). He also had five sacks to earn second-team All-Big Ten honors. As a sophomore, Missouri moved into the starting lineup at left defensive end prior to the season, totaling 34 tackles, seven stops behind the line of scrimmage and three sacks. As a redshirt freshman, Missouri appeared in seven games and totaled four stops and a fumble recovery. Missouri was redshirted his first year at Northwestern after suffering a fractured bone (fifth metatarsal) in his right foot.

**PERSONAL:** Dwayne Anthony Missouri earned all-state, all-district and all-city honors and was named the Defensive Player of the year in San Antonio, TX, after leading Roosevelt High School to the state championship as a senior. Missouri, who was also a two-year letterman on the track team as a shot putter, was a two-time academic all-district selection. As a rookie, Missouri was a member of the Cowboys inaugural "Rookie Club", a program designed to introduce rookies to community and charity work. Along with other rookies, The Salvation Army and its' Christmas Distribution Center. He also participated in the Dallas Cowboys annual children's holiday hospital visits. Dwayne, who has his degree in communications, was born in Germany, where his father was stationed in the military.



## Michael Myers


### Defensive Line

**6'2" ★ 292 ★ 1/20/76**

**Alabama**

**D-4 for '98 (100th overall)**

**NFL: 5th Year ★ Cowboys: 5th Year**



**GAMES/STARTS** (regular season, playoffs): 1998 (16/1, 1/1), 1999 (6/0, 1/0), 2000 (13/7), 2001 (16/16). Total - 51/24, 2/1.

**PRO:** Since the day the Cowboys drafted Michael Myers in the fourth round of the 1998 NFL Draft, the Dallas coaches believed they were getting a quality prospect who just needed time to develop. In 2001, their patience - and Myers' hard work - paid solid dividends as the fourth-year player became a productive starter at defensive tackle. Though he may be considered undersized for some defensive schemes, Myers is a very comfortable fit in the Dallas defense that emphasizes speed and quickness from its tackles. After displaying flashes of that promise in limited action during his first two NFL seasons, injuries to other players landed him a larger dose of playing time in 2000. During the second half of that year, Myers proved that he had matured into a solid NFL defensive lineman. He has the ability to create havoc along the line of scrimmage while at the same time consistently finding a way into opponents' backfield. His versatility and natural athletic ability has been displayed in Myers being used as a blocking tight end in some short yardage situations over the past two seasons.

**2001:** As a key contributor to the Cowboys dramatic turnaround on defense in 2001, Myers was the team's sixth leading tackler with a career-high 72 stops. He tied for second on the club in sacks with 3.5 and third in quarterback pressures with 18. Myers' efforts helped the Cowboys defense finish fourth in the NFL by allowing just 287.4 yards-per-game. In 2001, the Dallas Cowboys allowed 1,710 rushing yards, a figure that was 927 fewer yards than the club allowed during the 2000 season. Those numbers represented the largest turnaround by any defensive unit in the NFL in 2001. In the season opening loss to Tampa Bay (9/9), Myers was second among defensive linemen in tackles with seven and helped limit the Bucs running game to 71 yards on 33 carries (2.2 avg.), including 22 carries for 56 yards by Warrick Dunn. Against San Diego (9/23), he recorded four tackles and a tackle for a loss while helping hold LaDainian Tomlinson to a 3.3 yard average on 27 carries. One week later at Philadelphia (9/30), he recorded five tackles and his first sack of the season while helping limit the Eagles to 276 net yards of offense. At Oakland (10/7), he recovered a fourth quarter fumble to set up the final Dallas touchdown. He also registered three tackles and helped limit the Raiders to a 3.0 yards-per-carry average for the game (101 yards on 34 car-



ries). In Dallas' win over Arizona (10/28), Myers recorded three tackles, a tackle for a loss and a quarterback pressure while helping limit the Cards to 75 total rushing yards. He also earned a couple of snaps at tight end in short yardage/goal line situations. In the overtime loss at the N.Y. Giants (11/4), he recorded six tackles and helped limit the Giants running game to 93 yards on 26 carries (3.6 yard average). He made a number of big plays at Atlanta (11/11) as Dallas limited the Falcons to 201 total yards, including just 46 passing yards. Myers was third on the team with five tackles against the Falcons, while adding a sack of Michael Vick, a quarterback pressure and a batted down pass. He collected a career-high 10 tackles in the loss to Philadelphia (11/18) while adding a tackle for a loss and a quarterback pressure. Myers' effort helped limit the Eagles to just 98 yards on the ground on 35 carries (2.8 avg.). In the Cowboys win at Washington (12/2), Myers recorded the first multi-sack regular season game of his career with 1.5 sacks of Tony Banks. He also added three tackles while helping limit the Redskins' Stephen Davis to 53 yards on 17 carries (3.1 avg.). In the following week's win over the Giants (12/9), he finished with three tackles and helped limit the Giants to 245 yards of total offense, including just 73 yards on their final eight possessions. At Arizona (12/23), Myers was second on the team with seven tackles while also adding a tackle for a loss and two quarterback pressures. His effort helped limit the Cards to 209 total yards, including just 75 on the ground. In the season's final game at Detroit (1/6/02), he led all defensive linemen with five tackles and three quarterback pressures.

**2000:** When given an opportunity after Chad Hennings (neck) and Leon Lett (knee) were forced to the sidelines with season ending injuries at mid-season, Myers had a very productive year in just a few short weeks. He finished with 46 stops, topping his career total through his first two seasons combined (34 tackles). He also contributed four tackles for a loss – good for fourth on the team – and a career-high six quarterback pressures. He was able to post these totals despite earning just seven starts in 13 games. After sitting out the first three weeks as a game-day deactivation, Myers took advantage of his first action of the season to record five tackles against San Francisco (9/24). The following week at Carolina (10/1), he saw considerable playing time at defensive tackle when Leon Lett was limited with a strained right hamstring. While he recorded two tackles and a quarterback pressure at the N.Y. Giants (10/15) on defense, Myers' biggest contribution may have been as a blocking tight end in goal line formations when he came in motion and helped lead Emmitt Smith into the end zone for a three-yard touchdown. Myers contributed a big-play on defense against Arizona (10/22) when he tackled Michael Pittman and forced a fumble that the Cardinals recovered but that set them up with second-and-22. The Cardinals were unable to convert that into a first down, and Wane McGarity returned the ensuing punt for a touchdown. Myers also saw action for the second straight week at tight end in goal line situations with Smith scoring again behind his blocking. After Lett suffered a season ending knee sprain in practice Nov. 8, Myers moved into the starting lineup for the final seven weeks. He earned his first career start at defensive tackle against Cincinnati (11/12), and his play helped limit the Bengals to 195 total yards of offense. He then recorded six tackles, including two behind the line of scrimmage, at Baltimore (11/19). Against Minnesota (11/23), Myers tied for third on the team with five tackles and added a tackle for a six-yard loss on a screen pass. He was then second among defensive linemen with four tackles at Tampa Bay (12/3). At Washington (12/10), he led the team with a then career-high eight tackles. Along the way, he helped limit Stephen Davis, the NFC's third-leading rusher, to 57 yards. Myers closed out his break-through season with seven tackles at Tennessee (12/25). He also recovered the first fumble of his career, falling on a Frank Wycheck loose ball.

**1999:** Myers saw action in six games, recording 11 tackles, two quarterback pressures and one tackle for lost yardage. In the Cowboys win over Arizona (10/3), he saw action at defensive tackle and recorded four tackles while helping limit the Cardinals to 208 yards of offense. At Philadelphia (10/10), he saw reserve action at defensive tackle and recorded two tackles while helping limit the Eagles to 244 yards of offense. In the Monday night loss at Minnesota (11/8), Myers recorded one tackle that resulted in a three-yard loss for Leroy Hoard. In the season-ending win over the N.Y. Giants (1/2/00), he picked up his two quarterback pressures for the year. The following week in the playoff loss at Minnesota (1/9/00), Myers was pressed into duty because of injuries on the Dallas defensive line and responded with two sacks and a season-high six tackles.

**1998:** After spending most of his first training camp working at defensive tackle, Myers began the season as the top back-up at rush defensive end. Myers opened his rookie campaign with three tackles at Denver (9/13). The next week at the N.Y. Giants (9/21), he again recorded three tackles and batted down a pass. He tallied two tackles at Washington (10/4) before registering a tackle and a quarterback pressure while helping limit Carolina (10/11) to 35 rushing yards on 21 carries (1.7 avg.). At Chicago (10/18), he helped limit the Bears to 2.5 yards-per-rushing attempt with two tackles. He logged his first career sack with a second quarter take down of Bobby Hoyer at Philadelphia (11/2). He then recorded a season-high six tackles and his second sack at Arizona (11/15) while helping limit the Cardinals to 32 rushing yards on 21 carries. He contributed two tackles and a pressure on Thanksgiving Day against Minnesota (11/26) before registering three tackles, a pass defended and a quarterback pressure at New Orleans (12/6). Myers saw considerable second half action against Philadelphia (12/20) after Pittman suffered a strained hamstring. Myers earned his first NFL start the next week against Washington (12/27) in place of Kavika Pittman, teaming with Greg Ellis to become the first pair of rookie defensive linemen to start at the same time in club history. He recorded his third sack of the season against the Redskins. He started his first post-season contest against Arizona (1/2/99) in a wild card playoff game and tallied a tackle and a quarterback pressure. Myers, a fourth round draft choice (100th overall), was just the second Crimson Tide defensive player ever selected by Dallas.

**COLLEGE:** Myers was a preseason All-America and All-SEC selection as a senior at Alabama. He started the season with five tackles and half a sack against Vanderbilt but missed the remainder of the sea-





son following an NCAA suspension. Myers made the jump from junior college to Division I football by earning All-America honors from *The Sporting News* and consensus All-SEC accolades after recording 66 tackles, 24 quarterback pressures and 13 sacks in his first season at Alabama. His 13 sacks rank third in school history behind Derrick Thomas' 18 in 1987 and 27 in 1988. He was a two-time JUCO All-America at Hinds, MS, Junior College, where he established a school record with 20 sacks as a freshman.

**PERSONAL:** The Human Performance major was an all-state and all-region selection as a senior at Vicksburg, Miss., High School, where he also was a member of the basketball team. Myers participated in the Dallas Cowboys/Junior Cattle Baron's "Our Heroes are All Kinds of Cowboys" party, hosted at Texas Stadium for 500 children suffering from cancer. He also participated in the Salvation Army Angel Tree Donation Program, joining Dallas Cowboys players, coaches and staff in purchasing holiday gifts for underprivileged children.

## MYERS' COWBOYS TOTALS

Year	Tackles			Tot.		Sacks		Tkl/ Loss	QB Press.	Passes Def.	For. Fum.
	Solo	Asst.									
1998	9	14	-	23		3.0 (-17)		0(0)	5	2	0
1999	4	7	-	11		0.0(0)		1(-3)	2	0	0
2000	30	16	-	46		0.0(0)		4(-12)	6	2	1
2001	37	30	-	67		3.5 (-22)		4(-10)	16	1	0
Totals	80	67	-	147		6.5 (-39)		9(-25)	28	5	1
<b>Playoffs</b>											
1998	0	1	-	1		0.0(0)		0(0)	1	0	0
1999	2	4	-	6		2.0 (-4)		0(0)	0	0	0
Totals	2	5	-	7		2.0 (-4)		0(0)	1	0	0

## Opponents' Fumbles Recovered

Year	No.	Yds.	Avg.	Long	TD
2000	1	0	0.0	0	0
2001	1	0	0.0	0	0
Total	2	0	0.0	0	0

## Single-Game Bests

Tackles - 10 vs. Philadelphia, 11/18/01  
 playoffs - 6 @ Minnesota, 1/9/00  
 Sacks - 1.5 @ Washington 12/2/01  
 playoffs - 2.0 @ Minnesota, 1/9/00  
 Quarterback Pressures - 3 @ Detroit, 1/6/02  
 Tackles for Losses - 2 @ Baltimore, 11/19/00



# Dat Nguyen

## Linebacker

5'11" ★ 243 ★ 9/25/75

Texas A&M

D3 for '99 (85th overall)

NFL: 4th Year ★ Cowboys: 4th Year



**GAMES/STARTS** (regular season, playoffs): 1999 (16/0, 1/0), 2000 (10/5), 2001 (16/16). Total - 42/21, 1/0.

**PRO:** Dat Nguyen (pronounced WIN) has been overcoming long odds his entire life. The son of Vietnamese immigrants, Nguyen has battled the perception that he was too small to play football for as long as he has been involved in the game. He began proving critics wrong at an early age, and he proceeded to leave Texas A&M as the Aggies career record holder with 51 consecutive starts, 517 career tackles and a 10.7 tackles-per-game average. Despite such an illustrious collegiate career, the "undersized" criticism was still heard from NFL personnel. The Cowboys went ahead and drafted the most productive linebacker in Texas A&M history in the third round (85th overall) of the 1999 NFL Draft. Nguyen made an impact with the Cowboys from the very beginning, leading the team in special teams stops as a rookie and becoming Dallas' starting middle linebacker in his second professional season. In 2001, he completed his first full season as a starting NFL middle linebacker and silenced the critics by recording the second highest single-season tackle total in Cowboys history. Nguyen's keen football instincts give him an uncanny ability to be around the ball, while his speed and quickness allow him to string plays wide while plugging up holes and creases. After paying his dues and earning his spot in the middle of the Dallas defense, the Cowboys coaches believe Nguyen has the work ethic and leadership skills to be a guiding force on one of the NFL's youngest and most rapidly improving defenses, for years to come.

**2001:** Nguyen, a key component in the Cowboys dramatic turnaround on defense in 2001, led Dallas in tackles with 172 - a figure that is second on the Cowboys all-time list behind Eugene Lockhart's 222 tackles in 1989. Nguyen's tackle total ranked seventh in the NFL for 2001. He led or tied for the team lead in tackles 11 times, while registering double-figure tackle totals in 11 games. His nine tackles behind the line of scrimmage also tied for the team lead. Nguyen's efforts helped the Cowboys defense earn a fourth overall NFL ranking by allowing an average of just 287.4 yards-per-game. In 2001, the Cowboys allowed 1,710 rushing yards, a figure that was 927 fewer yards than the club allowed during the 2000 season. Those numbers represented the largest turnaround by any defensive unit in the NFL in 2001. Nguyen

opened the season with a then career-high 15 tackles in the 10-6 loss to Tampa Bay (9/9). His performance marked the highest tackle total by a Dallas middle linebacker since Randall Godfrey recorded 17 stops against New England on Dec. 5, 1999. Nguyen's efforts helped limit the Bucs running game to 71 yards on 33 carries (2.2 avg.), including 22 carries for 56 yards by Warrick Dunn. Against San Diego (9/23), he tied for the team lead in tackles with nine and recorded two tackles for a loss - while helping hold LaDainian Tomlinson to a 3.3-yard average on 27 carries. At Philadelphia (9/30), Nguyen tied for the team lead with 10 tackles despite dislocating the ring finger on his right hand during the game. He underwent surgery to insert a pin in the finger on October 1. At Oakland (10/7), he finished the game third on the team with eight tackles despite playing with a cast on his right hand. He also recorded a tackle behind the line and a quarterback pressure. In the Cowboys 9-7 win over Washington (10/15) on Monday Night Football, Nguyen led the team with 11 tackles, five more than the next Dallas defender. His play helped limit the Redskins to 226 total yards. In the win over Arizona (10/28), he led the team with 13 tackles while helping limit the Cards to 75 rushing yards. He added another team-high 11 tackles in the overtime loss at the Giants (11/4) while helping limit the Giants running game to 93 yards on 26 carries (3.6 avg.). He again led the team in tackles at Atlanta (11/11) with 14 as the Falcons were limited to 201 total yards. He logged a team-high 14 tackles in the loss to Philadelphia (11/18), while helping hold the Eagles to 227 total yards, 100 yards below their season average, and just 98 yards rushing on 35 carries (2.8). In the Thanksgiving Day game against Denver (11/22), Nguyen again led the team in tackles, this time with a career-high 16 stops. In Dallas' 20-14 win at Washington (12/2), he tied for the team lead in tackles with eight and added a tackle for a loss and a quarterback pressure. Dallas limited Stephen Davis, the NFC's third leading rusher entering the game, to 53 yards on 17 carries (3.1). In the Cowboys' surprising 27-21 win over playoff bound San Francisco (12/30), Nguyen led Dallas with 10 tackles and added two quarterback pressures as the NFL's second ranked running game (146-yards-per-game) was limited to 56 yards.

**2000:** Nguyen opened the season as the Cowboys starting middle linebacker and, despite missing six games due to injury, finished the year with 64 tackles, four stops behind the line of scrimmage, four passes defended and two interceptions. In his first professional start, he posted eight tackles and intercepted a pass, which he returned 24 yards against Philadelphia (9/3). At Arizona (9/10), he led the team with a then career-high 12 tackles despite being slowed and missing playing time with a sprained MCL in his left knee. His knee sprain forced him to miss the next three games. He returned to action at the N.Y. Giants (10/15) and tallied seven stops, one behind the line of scrimmage, before suffering a strained neck in the fourth quarter that forced him from the game. He missed the next three games due to the neck strain, returning to action against Cincinnati (11/12). He saw action against the Bengals at middle linebacker in passing situations and recorded his second interception of the season. Nguyen posted four stops in spot play at Baltimore (11/19) before finishing fifth on the team with eight tackles at Tampa Bay (12/3) despite not starting. He was second on the team with seven tackles against Washington (12/10) while seeing considerable playing time off the bench. His effort against the Redskins helped limit Stephen Davis, the NFC's second-leading rusher, to 57 yards. He returned to the starting lineup at middle linebacker against the N.Y. Giants (12/17) and tied for third on the team with 10 stops. He closed out the season at Tennessee (12/25) tying for third on the club with seven stops in his second consecutive start.

**1999:** Nguyen led the team with 41 tackles and 2.5 sacks in the preseason, setting the stage for an outstanding rookie season. He made an immediate impact with his stellar special teams play and solid performance as a nickel middle linebacker. He finished the season as the Cowboy's leading special teams tackler with 18 stops, recording at least one special teams tackle in 12-of-17 games (including postseason) and earning all-rookie honors from the *Football Digest* for his special teams play. On defense, he had 34 tackles, five tackles for lost yardage (tied for third on the team), one sack, one interception and a forced fumble. In his first professional game, at Washington (9/12), Nguyen led the Cowboys with three special teams tackles. He also recovered a key fourth quarter on-side kick that helped the Cowboys overcome a 21-point deficit in a game that was won by Dallas in overtime. The following week against Atlanta (9/20), he recorded his first career tackle at middle linebacker in a nickel passing situation. Against Arizona (10/3), Nguyen tied for the team lead among linebackers with a season-high five tackles, including one for a three-yard loss on a screen pass. He also recorded his first career interception with a fourth quarter pick of Jake Plummer. Two weeks later at the N.Y. Giants (10/18), he equaled his season-high with five tackles while playing middle linebacker in nickel situations. Nguyen recorded his first career sack at Indianapolis (10/31) when he brought down Peyton Manning for a 13-yard loss on first-and-goal from the Dallas three-yard line. He also tied for the team lead with three special teams stops against the Colts. In the Monday night loss at Minnesota (11/8), Nguyen tied for the team lead with two special teams tackles while also forcing a fumble on a second quarter kickoff return that Charlie Williams recovered at the Vikings 24-yard line to set up the second Dallas touchdown. Playing mostly in the nickel defense, he recorded four tackles against the Vikings. At Arizona (11/21), he tied for the team lead with two special teams stops and added two tackles at middle linebacker in Dallas' nickel defense. At New Orleans (12/24), he recorded four tackles and had a tackle for a 12-yard loss. In the season finale against the N.Y. Giants (1/2/00), Nguyen took over at middle linebacker in the second half for Randall Godfrey (back stiffness) and went on to tie his season-high tackle total with five while helping limit the Giants to 74 yards rushing. In the playoff loss at Minnesota (1/9/00), Nguyen broke up two passes and recorded three tackles.

**COLLEGE:** Following his senior season, Nguyen was one of the nation's most decorated collegiate players, earning All-America honors from Walter Camp, *The Sports Network*, *The Sporting News*, *Burger King/AFCA*, *Football News & College Football News*. The National and Big 12 Defensive Player of the Year, he also won the Lombardi Trophy and Chuck Bednarik Award, while being a finalist for the Dick Butkus and Sullivan Awards. Nguyen was also named the *Dallas Morning News* Big 12 Male Athlete of the Year. He fin-





ished his senior season with a career-high 147 tackles, becoming the first player in school history to lead Texas A&M in tackles four straight seasons. He also added 20 tackles for losses, four sacks, four forced fumbles and two interceptions. He closed his collegiate career with A&M records for consecutive starts (51), tackles (517) and tackles-per-game (10.7). As a junior, he was an All-Big 12 first-team selection and the team MVP. He was also an All-Big 12 first-team selection as a sophomore. In 1995, Nguyen was named Southwest Conference Defensive Newcomer of the Year as a redshirt freshman.

**PERSONAL:** Nguyen was a consensus Texas Top 100 linebacker following his prep career at Rockport-Fulton High School in Rockport, Tex. He earned district 30-3A Defensive Player of the Year honors as a senior after tallying 188 tackles. He also earned Class 3A second-team all-state honors as a punter. Nguyen graduated from Texas A&M with a degree in Agricultural Development in Aug. 1998 and took post-graduate classes during his senior football season. He has taken an active role in the Dallas community, participating once again as a celebrity football coach for the 2002 Dallas Cowboys Let Us Play! Sports Camp for Girls. Coach Nguyen lead his group to the mock "Super Bowl" victory in 2001. He also took part in the Linebacker's Blitz Hunger at the Salvation Army as part of the Hams for the Holiday program, where players distributed holiday hams to needy families. He also took part in the Dallas Cowboys Salvation Army Tree Donation, donating gifts to underprivileged children in the Metroplex. In years past, Nguyen took part in programs that include the Children's Cancer Fund Fashion Show and the Dallas Race for the Cure benefiting the Susan G. Komen Breast Cancer Foundation for Research. Dat and wife Becky were married last spring.

**NGUYEN'S COWBOYS STATISTICS**

Year	Solo	Tackles Ast.	Tot.	Sacks	Tkl/ Loss	QB Press.	Passes Def.	For. Fum.	Special Teams		
1999	25	9	34	1.0 (-13)	5 (-19)	1	1	1	11	7	18
2000	37	27	64	0.0 (0)	4 (-5)	1	4	0	0	0	0
2001	104	68	172	0.0 (0)	9 (-18)	5	4	0	0	0	0
Totals	166	104	270	1.0 (-13)	18 (-42)	7	9	1	11	7	18

**Playoffs**

1999	1	2	-	3	0.0 (0)	0 (0)	0	2	0	0	1	-	1
------	---	---	---	---	---------	-------	---	---	---	---	---	---	---

**Interceptions**

Year	No.	Yds.	Avg.	Long	TD
1999	1	6	6.0	6	0
2000	2	31	15.5	24	0
Totals	3	37	12.3	24	0

**Single-Game Bests**

Tackles - 16 vs. Denver, 11/22/01  
Solo tackles - 10 @ Atlanta, 11/11/01  
Tackles for losses - 2 three times, last vs. San Diego, 9/23/01  
Passes defended - 2 vs. Philadelphia, 9/3/00  
playoffs - 2 @ Minnesota, 1/9/00



**John Nix**

**Defensive Tackle**

**6'1" ★ 308 ★ 11/24/76**

**Southern Mississippi**

**D-7 for '01 (240th overall)**

**NFL: 2nd Year ★ Cowboys: 2nd Year**



**GAMES PLAYED/STARTED:** 2001 (16/0).

When the Cowboys drafted defensive tackle John Nix in 2001, they were seeking a defensive tackle who was solid at plugging the middle and stopping the run, a constant pursuit in the NFL. His stout physical stature, quickness and athletic ability make him a difficult player to move in close quarters. He also has good natural strength and the toughness necessary to play in the NFL trenches. Dallas looks for Nix to improve from his rookie year and be a big part of the young defensive line rotation.

**2001:** For most of the season, Nix worked behind Brandon Noble at nosetackle and finished tied for second on the team with two forced fumbles. He also posted 22 tackles. Against Tampa Bay (9/9), he saw considerable time in the defensive tackle rotation, recording three tackles and forcing his first career fumble when he brought down Warrick Dunn. Against Washington (10/15), he made one of the biggest plays of the season by stripping Stephen Davis of the ball with 2:39 remaining in the game. Greg Ellis recovered the fumble to give Dallas the ball for their game-winning field goal drive. He also recorded two tackles and a quarterback pressure against the Redskins. Against Philadelphia (11/18), he recorded two tackles and two quarterback pressures, helping limit the Eagles offense to 227 total yards and just 2.8 yard-per-carry on the ground. Nix recorded a season-high four tackles at Seattle (12/16), while helping limit Ricky Watters to 3.7 yards-per-carry.


**COLLEGE:** As a senior, Nix received All-Conference USA honors as selected by *The Sporting News* after serving as a dominant force in the middle of the Southern Mississippi defensive line. Nix was a key component of a Golden Eagles defense that finished the year second in the nation in total defense. As a

junior, Nix was hampered throughout the season with a toe injury. He still managed 21 tackles and two sacks as the Golden Eagles claimed the Conference USA title with a 9-3 record, including a victory over Colorado State in the Liberty Bowl. In his sophomore campaign, Nix started nine-of-11 games finishing the year with a career-high 47 tackles. Following a redshirt freshman year in 1996, Nix was voted to the Conference USA All-Freshman Team and *The Sporting News* Freshman All-America squad after starting all 11 games at defensive tackle for the Eagles. At Southern Miss, Nix was a teammate of fellow Cowboys 2001 draft pick Daleroy Stewart. That tandem helped form one of the nations most powerful collegiate defensive lines.

**PERSONAL:** A native of Lucedale, Miss., Nix graduated from George County High School where, as a senior, he registered 75 tackles and was a second-team all-state selection. He was also named district most valuable defensive lineman and was selected to play in the Mississippi/Alabama High School All-Star Game. Nix also excelled in track and field, finishing third in the state in the shot put. Nix was a sports administration major at USM. As a rookie, Nix was a member of the Cowboys inaugural "Rookie Club", a program designed to introduce rookies to community and charity work. Throughout the season, the rookies made visits to and spent time with children at Children's Medical Center of Dallas, Oak Cliff Boys and Girls Clubs, The Salvation Army and its' Christmas Distribution Center.

## NIX'S COWBOYS TOTALS

Year	Tackles Solo	Asst.	Tot.	Sacks	Tkl/ Loss	QB Press.	Int.	Passes Def.	For Fum.
2001	13	9	22	0.0 (0)	0.0(0)	4	0	0	2



## Brandon Noble

### Defensive Tackle

6'2" ★ 307 ★ 4/10/74

Penn State

FA for '99

NFL: 4th Year ★ Cowboys: 4th Year



**GAMES/STARTS** (regular season, playoffs): 1999 (16/0, 1/0), 2000 (16/9), 2001 (16/16). Total – 48/25, 1/0.

**PRO:** An NFL Europe success story, Brandon Noble originally signed with Dallas in February of 1999 and spent the spring of that year guiding Barcelona to the World Bowl in NFL Europe. A tenacious competitor who overcompensates for any physical shortcomings with a non-stop desire to make plays, Noble quickly found a spot in the Cowboys defensive tackle rotation in his first year with the club. In his second NFL season (2000), as injuries felled his tackle linemates, Noble stood tall as the only defensive tackle to see action in all 16 games, starting nine contests. He came into his own as a very productive starter last year and tied for second on the team in sacks. He also developed a solid reputation as a blue-collar run-stopper who has a fine future ahead of him. He has become a quiet leader on the vastly improved Dallas defense, and he will be a key cog in the Cowboys defensive tackle rotation that now includes Pro Bowler La'Roi Glover.

**2001:** As a key contributor to the Cowboys dramatic turnaround on defense in 2001, Noble was the team's ninth leading tackler with 56 stops. He tied for second on the club in sacks with 3.5, and he was fourth in quarterback pressures with six. Noble's efforts helped the Cowboys defense earn a fourth overall ranking by allowing an average of just 287.4 yards-per-game. In 2001, the Cowboys allowed 1,710 rushing yards, a figure that was 927 fewer yards than the club allowed during the 2000 season. Those numbers represented the largest turnaround by any defensive unit in the NFL in 2001. In the season opener against Tampa Bay (9/9), Noble recorded four tackles, a tackle for a loss and a quarterback pressure while helping limit the Bucs running game to 71 yards on 33 carries (2.2 avg.), including 22 carries for 56 yards by Warrick Dunn. Against San Diego (9/23), he led all defensive linemen with five tackles while helping limit LaDainian Tomlinson to a 3.3 yard average on 27 carries. In the Sunday night loss at Philadelphia (9/30), he recorded four tackles and two quarterback pressures while also recovering a third quarter fumble. Despite suffering a fractured bone in his left hand in the second quarter of the Cowboys loss at Oakland (10/7), Noble returned to action in the second half and finished the day with three tackles. In the Monday night win over Washington (10/15), he recorded four tackles and helped limit the Redskins to 226 total yards. In the 17-3 win over Arizona (10/28), he recorded his first sack of the season with an eight-yard take-down of Jake Plummer. At the N.Y. Giants (11/4), Noble turned in one of his best days as a Cowboy with five tackles, a sack, two tackles behind the line, a batted pass and a fumble recovery that led to the first Dallas touchdown. His efforts helped limit the Giants running game to 93 yards on 26 carries (3.6 avg). Two weeks later, against Philadelphia (11/18), he tied his season-high with five tack-





les and helped limit the Eagles to 227 total yards, including just 98 on the ground on 35 carries (2.8 avg.). In the win at Washington (12/2), Noble recorded the first multi-sack game of his career with 1.5 sacks while adding three tackles and helping limit Stephen Davis to 53 yards on 17 carries (3.1 avg.). In the win over the Giants (12/9), he registered four tackles and a tackle for a loss while helping limit New York to 245 yards of total offense, including just 73 yards on their final eight possessions. Noble tied his season high with five tackles in the loss at Seattle (12/16). In the upset win over playoff bound San Francisco (12/30), Noble recorded three tackles and helped limit the NFL's second ranked running game (146 yards-per-game) to 56 yards on the day.

**2000:** As injuries claimed the season of players all around him on the defensive line, Noble answered the call with a breakthrough season, finishing second among the club's defensive linemen with a career-high 69 tackles. He was also third on the team with 10 quarterback pressures. After seeing action mostly as a reserve the first half of the season, Noble moved into the starting lineup for Chad Hennings (neck nerve irritation) the final eight games of the season and recorded 45 tackles (5.6 per game) in his new role. As a member of the defensive tackle rotation, Noble came off the bench to add five tackles in the season opener against Philadelphia (9/3). He earned his first NFL start when he replaced Leon Lett in the lineup at Carolina (10/1). In that game, Noble recorded four tackles and a career-high four quarterback pressures. He also forced Steve Beuerlein into an intentional grounding penalty at the Panthers one-yard line that led to a Dallas safety. Returning to a reserve role, he logged two tackles at the N.Y. Giants (10/15) and three stops against Arizona (10/22). Noble led all defensive linemen and was fourth on the team with eight tackles against Jacksonville (10/29). One week later, he improved on that performance when he took over the starting right tackle spot for Hennings and led the defensive line with a career-high 10 stops at Philadelphia (11/5). It was the second highest tackle total by a Dallas defensive lineman in 2000 and the tops by a defensive tackle. Noble was second among defensive linemen with six tackles and recorded his first sack of the season when he forced Akili Smith out of bounds on the opening possession against Cincinnati (11/12). He also batted down his first pass of the year and helped hold the Bengals to 195 total yards. In the ensuing weeks, Noble remained among the defensive leaders in tackles with eight stops at Baltimore (11/19) and five against Minnesota (11/23). He then led all defensive linemen with five tackles at Tampa Bay (12/3). Against Washington (12/10), Noble forced the first fumble of his career and helped limit Stephen Davis, the NFC's third-leading rusher, to 57 yards. In a season of firsts for Noble, he added another against the N.Y. Giants (12/17) when he blocked a Brad Daluiso field goal attempt for his first career block. Noble closed out the season finishing second among defensive linemen with six tackles at Tennessee (12/25) in the season finale.

**1999:** A participant in all 17 regular season and postseason games, Noble finished the year second on the team for tackles among non-starters with 36 stops. He tied for fourth on the squad in sacks with three, and he also added five quarterback pressures and one fumble recovery. In his first NFL regular season game action at Washington (9/12), Noble was a part of the defensive tackle rotation, logging one tackle and a quarterback pressure that helped set up a Greg Ellis sack in overtime. In the Cowboys 35-7 win over Arizona (10/3), he recorded three tackles and helped limit the Cardinals to 208 total yards. Two weeks later in the Monday night loss at the N.Y. Giants (10/18), he recorded a season-high four tackles while helping limit the Giants to 75 yards rushing on 30 carries (2.5). The following week in the 38-20 win over Washington (10/24), Noble recorded his first career sack with a takedown of Brad Johnson. At Minnesota (11/8), he registered his second sack of the season with a takedown of Jeff George, while tying his season-high with four tackles. In the Thanksgiving Day win over Miami (11/25), Noble turned in one of his most productive outings of the season. He picked up his third sack of the year with a take-down of Dan Marino and recorded three tackles and a tackle for a loss as Dallas shutout the Dolphins and limited them to just 69 yards rushing. In the win over Philadelphia (12/12), he recovered his first career fumble. The following week against the N.Y. Jets (12/19), he again tied his season-high tackle total of four. Noble spent the spring with the Barcelona Dragons of NFL Europe. He finished fifth in the league with five sacks while placing fourth on the Dragons tackle chart with 27. His effort helped lead Barcelona to the World Bowl.

**1998:** Noble signed with San Francisco on Jan. 13 and was allocated to the Barcelona Dragons of NFL Europe. He was named NFL Europe Defensive Player of the Week after recovering two fumbles, returning one 34 yards for a touchdown, against Frankfurt. Noble went to training camp with the 49ers but was released at the end of camp. He signed onto the 49ers' practice squad on Dec. 3 and was released following the season.

**1997:** Noble signed with San Francisco as a rookie free agent but was waived during camp. He was signed to the 49ers' practice squad Nov. 12, but was waived a week later.

**COLLEGE:** As a senior at Penn State in 1996, Noble posted a team-high eight sacks and a career-high 72 tackles. In his first full season as a starter during his junior campaign, he registered 53 tackles and four sacks. As a sophomore, he totaled 22 tackles and two sacks during Penn State's 12-0 season.

**PERSONAL:** Brandon Patrick Noble was named the class 3-A State Player of the Year as a senior at First Colonial High School in Virginia Beach, Va. Noble donated 2002 Dallas Desperados season tickets to children from the Salvation Army. He once again participated in The Salvation Army Angel Tree Program, providing gifts for the holiday season to children in need. Noble was a celebrity football coach for the 2001 Let Us Play! Sports Camp for Girls, a three-day sports camp for inner-city girls. Brandon and his wife Mary Kate were married Thanksgiving weekend during the 2000 season. They live in Irving, TX with their son, Conner (9/11/01).



## NOBLE'S COWBOYS TOTALS

Year	Solo	Tackles Ast.	Tot.	Sacks	Tk/ Loss	QB Press.	Passes Def.	For. Fum.	Blk Kick
1999	20	16	36	3.0 (-16)	2 (-2)	5	1	0	0
2000	33	36	69	1.0 (-1)	0 (0)	10	1	1	1
2001	31	24	55	3.5 (-19)	4 (-7)	5	3	0	0
Totals	84	76	160	7.5 (-36)	6 (-9)	20	5	1	1

## Playoffs

1999	2	1	3	0.0 (0)	0 (0)	0	0	0	0
------	---	---	---	---------	-------	---	---	---	---

Year	Opponents No.	Fumbles Yds.	Recovered Avg.	Long	TD
1999	1	0	0.0	0	0
2001	2	6	3.0	6	0
Totals	3	6	2.0	6	0

## Single Game Bests

Tackles – 10 @ Philadelphia, 11/5/00  
 Quarterback Pressures – 4 @ Carolina, 10/1/00  
 Sacks – 1.5 @ Washington, 12/2/01



## Solomon Page

## Tackle

6'4" ★ 325 ★ 2/27/76

West Virginia

D2 for '99 (55th overall)

NFL: 4th Year ★ Cowboys: 4th Year



**GAMES/STARTS** (regular season, playoffs): 1999 (14/6, 1/0), 2000 (16/16), 2001 (14/14). Totals – 44/36, 1/0.

**PRO:** When Solomon Page was still available in the second round of the 1999 NFL Draft, the Dallas Cowboys saw an opportunity to add a big, aggressive lineman with outstanding athletic ability to the roster. Page lived up to his billing and was immediately thrust into the responsibility of playing on a regular basis as a rookie – seeing action in 14 games with six starts. In his second NFL season, Page started every game at right guard and displayed continued improvement as the season progressed. A versatile athlete, Page made a successful transition to the starting right tackle position in 2001, where he started 14 games before a knee injury cut his season short. He appears to be a solid, long-term replacement for four-time Pro Bowler Erik Williams, who was the Cowboys right tackle from 1991 to 2000. A left tackle in college, Page is capable of playing at either guard or tackle on both sides of the line.

**2001:** After starting at right guard in 2000, Page moved outside to right tackle, and he played a key role in a Dallas offensive line that helped the Cowboys finish third in the NFL in rushing at 136.5 yards-per-game. The 2,184 rushing yards Dallas gained for the season was the second best total by a Cowboys' team in the last 20 years (1995 – 2,201). The Dallas offensive line also helped Emmitt Smith rush for an NFL-record 11th consecutive 1,000-yard season, while Smith also moved into the second spot on the NFL's all-time career rushing list with 16,187 yards. The Dallas offensive line allowed 34 sacks in 447 pass plays in 2001. Just 12 teams allowed fewer sacks for the year and only eight teams lost fewer yards due to sacks than the 190 lost by Dallas. Ten times opponents were held to two sacks or less during the season. In the season opener against Tampa Bay (9/9), Page moved into the right tackle spot and helped the Cowboys rush for 99 yards on 23 carries (4.3 avg.). In the Cowboys next game, a home loss to San Diego (9/23), Page helped lead the way as Smith ran for 85 yards on 17 carries (5.0 avg.) and moved past Barry Sanders into second on the NFL's all-time rushing list. In the Cowboys Monday night win over Washington (10/15), Page and Co. helped lead Smith (107 yards) to his first 100-yard rushing game of the season and Dallas to 211 yards on the ground for the evening. At Atlanta (11/11), Page played a part in an effort that opened the way for Troy Hambrick to gain 127 rushing yards and Michael Wiley to add 85 en route to the Cowboys gaining 207 yards (6.3 avg.) for the day. Against Philadelphia (11/18), Page helped Dallas rush for 132 yards on 23 carries (5.7 avg.) against the NFL's eighth ranked run defense. Page played a key role in Dallas' 20-14 win at Washington (12/2), helping the Cowboys log their third 200+ yard rushing day of season as the team ran 44 times for 215 yards (4.9 avg.), including 102 yards from Smith. Page was matched against Marco Coleman in the win over the Redskins, limiting Coleman to two tackles and no sacks. In the loss at Seattle (12/16), Page limited Michael Sinclair to two tackles and no sacks on the day. At Arizona (12/23), Page suffered a sprained MCL in his left knee and was placed on injured reserve the following day, missing the final two games of the season.

**2000:** Page opened the season as the starting right guard and was part of an offensive line that surrendered 35 sacks – only 12 teams allowed fewer in 2000. He displayed his versatility in the opener against Philadelphia (9/3), where he started the game at right guard but was shifted out to right tackle after Williams was ejected. At Arizona (9/10), Page's blocking helped limit the Cardinals to one sack. The following week at Washington (9/18), he was a key part of an offensive line that helped Dallas rush for 153 yards on 31 carries (4.9 avg.) and allowed just one sack in 24 pass plays. At Carolina (10/1), Page helped lead Smith





to 132 yards rushing on 24 carries (5.5 avg.), his first 100-yard effort of the season. In the Cowboys conquering 48-7 win over Arizona (10/22), the Dallas offensive line keyed the offense to 347 total yards, including 200 yards rushing – 112 by Smith – and allowed just one sack. The line then cleared the way for Smith to top the 100-yard barrier in each of the next two games – overtime losses to Jacksonville (10/29) and at Philadelphia (11/5). In the Thanksgiving Day loss to Minnesota (11/23), the Dallas line did not allow a sack in 43 pass attempts and Smith rushed for 100 yards on 12 carries before suffering a third quarter concussion. At Tampa Bay (12/3), Page helped limit the Buccaneers, the league's third ranked defense in sack-per-pass play, to two sacks in 35 pass plays and led the way for 113 rushing yards. He also helped limit Warren Sapp to two tackles on the day and the Tampa Bay starting defensive line to six tackles. The following week against Washington (12/10), Page started at guard but moved to right tackle following a neck injury to Williams early in the second half. The Dallas line didn't miss a beat as Smith rushed for 150 yards and a touchdown against the NFL's third ranked defense. In all, the Cowboys ran for 242 yards against the Redskins, the most by the Dallas offense since recording 271 yards on the ground at Philadelphia on Oct. 31, 1993. Down the stretch in 2000, Page was part of a unit that allowed just four sacks of Troy Aikman in his last 172 career passing attempts.

**1999:** Page was a key part of an offensive line that allowed just 24 sacks, the second fewest in the NFL, while allowing one or fewer sacks in nine-of-16 games. In addition, he helped Smith to his highest single season rushing total (1,397) since 1995. After being inactive the first two weeks of the season, Page earned his first NFL playing time against Arizona (10/3) in his first professional start. Filling in at right tackle for Williams, Page helped hold the Cardinals without a sack in 21 pass plays. With the game at Arizona (11/21), Page began a string of five consecutive starts at left guard for Allen (sprained knee). At Arizona, Page, who also saw fourth quarter action at right tackle when Williams left the game with a blow to the head, helped the running game amass 156 yards. On Thanksgiving Day against Miami (11/25), he helped lead Smith to 103 rushing yards while helping the line surrender just one sack in 30 pass plays. He started at left guard at New England (12/5) but also saw time at left tackle for Flozell Adams. Page and the offensive line helped Aikman pass for 242 yards against Philadelphia (12/12) while allowing only one sack in 41 passing plays. Against the N.Y. Jets (12/19), his blocking was a key part of a Dallas running attack that gained 195 yards while surrendering only one sack in 29 passing plays. He returned to reserve duty at New Orleans (12/24) as Allen returned to the lineup. Page was the Cowboys second-round (55th overall) draft choice in the 1999 NFL Draft.

**COLLEGE:** A three-year starter at left tackle, Page helped anchor an offensive line at West Virginia that produced at least 300 total yards in each of his final 21 games. He helped All-America running back Amos Zereoue become the school's and Big East's all-time leading rusher (4,054 yards) and quarterback Marc Bulger become WVU's career passing yards leader (5,995). An All-Big East selection as a junior, Page graded out at 89% consistency for an offense that generated 5,546 total yards. He earned All-Big East honors as a sophomore for an offense that amassed 4,602 yards. As a redshirt freshman, Page graded out at 84% consistency, becoming just the 11th freshman since 1980 to earn a spot in the exclusive Mountaineer Club for players who grade at least 80 percent at their position in at least eight games. Page was redshirted his first year at WVU after attending Hargrave Military Academy for one year.

**PERSONAL:** An all-city selection at Brashear High School in Pittsburgh, Pa., Page was an athletic coaching education major at West Virginia. Page participated in the Pegasus Project with the team's offensive line and the RISE School of Dallas, which helped raise awareness for the arts in Dallas. He also helped support The RISE School in Dallas with the "First Downs for Down Syndrome" project with the entire Cowboys offensive line.



## Ken-Yon Rambo

### Wide Receiver

6'1" ★ 195 ★ 10/4/78

Ohio State

FA for '01

NFL: 2nd Year ★ Cowboys: 2nd Year



**GAMES/STARTS:** 2001 (13/0).

**PRO:** Originally drafted in the seventh-round (229th overall) by the Oakland Raiders, Ken-Yon Rambo fell into the Cowboys lap when the Raiders released him at the end of training camp. He immediately provided Dallas a big, physical receiver that is not afraid to go across the middle and fight for the football. With a year to learn the nuances of the position from Raghieb Ismail and Joey Galloway, bigger things will be expected of Rambo in his sophomore campaign. He will not only battle for playing time at receiver but also on special teams, returning both kicks and punts.

**2001:** Originally drafted by Oakland, Rambo was released at the end of camp and signed by the Cowboys on Sept. 5. After being inactive the first two games of the season, he saw his first NFL action but



did not record a catch at Philadelphia (9/30). Against his former team, Rambo recorded his first career reception with an eight-yard catch on fourth-and-four in the fourth quarter at Oakland (10/7). With Reggie Swinton and Joey Galloway nursing injuries, Rambo became the team's primary return man against Arizona (10/28), logging his first career punt (two returns for 15 yards) and kickoff returns (two returns for 30 yards). Another first came against Denver (11/22) when he recorded his first career special teams tackle. Rambo saw action in the club's four-wide receiver sets but did not record a catch at Washington (12/2). He did add a special teams tackle on kickoff coverage. His second catch of the season came against the N.Y. Giants (12/9) with a 14-yard grab. In the Cowboys surprising win over San Francisco (12/30), Rambo recorded a six-yard catch on third-and-five to pick up a first down.

**COLLEGE:** Rambo closed out his collegiate career eighth on OSU's all-time record list with 106 career receptions, while his 1,849 career receiving yards ranked seventh. He set a school record with 64 kickoff returns for a 22.9-yard average. As a senior, Rambo caught a career-high 53 passes (ninth best total in Buckeye history) for 794 yards (15.0) and two touchdowns. He also returned 17 kickoffs for 478 yards (28.1) and 23 punts for 145 yards (6.3). As a junior, his efforts earned him All-Big Ten honorable mention honors, as well as the Paul Warfield Award, given to Ohio State's top receiver, as he finished second on the team with 41 receptions for 833 yards (20.3) and six touchdowns. He returned 21 kickoffs for 653 yards (21.1), breaking the previous Buckeye single-season record of 513 yards. Against Ohio University, Rambo posted seven receptions for 181 yards (25.6) with 68- and 15-yard touchdown receptions. His 181 receiving yards placed him eighth in Ohio State's record books for single game receiving yards. Rambo saw limited action his first two seasons with the Buckeyes. He did stand out on special teams, returning 12 kickoffs for 237 yards (18.8) and 19 punt returns for 128 yards (6.7) as a sophomore.

**PERSONAL:** The sociology major was a consensus All-America and all-state selection at Long Beach, Calif., Polytechnic High. *USA Today* rated Rambo as the top receiver in the country after he caught a school season record 79 passes for 1,096 yards (13.9 avg.) and 17 touchdowns as a senior. He also lettered in track as a sprinter. As a rookie, Rambo was a member of the Cowboys inaugural "Rookie Club," a program designed to introduce rookies to community and charity work. The Rookie Club made visits to and spent time with children at Children's Medical Center of Dallas, Oak Cliff Boys and Girls Club, The Salvation Army and its Christmas Distribution Center.


## RAMBO'S COWBOYS TOTALS

Year	No.	Receptions Yds.	Avg.	Long	TD
2001	3	28	9.3	14	0

**Additional Statistics**  
Special Teams Tackles: 2001 (1-1-2).

Year	No.	Kick Returns Yds.	Avg.	Long	TD
2001	2	30	15.0	19	0

Year	No.	Punt Returns Yds.	Avg.	Long	TD
2001	2	15	7.5	13	0



## Jeff Robinson

## Tight End

6'4" ★ 264 ★ 2/20/70

Idaho

FA for '02

NFL: 10th Year ★ Cowboys: 1st Year



**GAMES/STARTS** (regular season, playoffs): 1993 (16/0-Den), 1994 (16/0-Den), 1995 (16/0-Den), 1996 (16/0, 1/0-Den), 1997 (16/0-StL), 1998 (16/0-StL), 1999 (16/9, 3/0-StL), 2000 (16/2, 1/0-StL), 2001 (16/6-StL). Total 144/17.

**PRO:** After struggling to find a consistent deep snapper throughout the 2001 season, the Cowboys found the possible solution to their special teams mishaps when they signed Jeff Robinson on March 5. Robinson, originally drafted as a defensive end by the Denver Broncos in the fourth round (98th overall) of the 1993 NFL Draft, signed as an unrestricted free agent with the St. Louis Rams in 1997. He has proven to be a durable player, having not missed a game (144) in his nine-year NFL career, while making a mid-career switch from defensive end to tight end. He is an experienced deep snapper and tight end who will add stability to the special teams units while also contributing in several offensive packages.

**2001:** Robinson started a career-high nine games for the Rams, finishing with 11 receptions for 108 yards and a touchdown while adding five special teams tackles serving as the team's deep snapper as the Rams Jeff Wilkins connected on 23-of-29 field goals for the year. In the season opener at Philadelphia (9/9), he tied his career-high with two catches for 26 yards and added two tackles on special teams. At San Francisco (9/23), Robinson caught one pass for one yard before tying a career-high with two receptions for 14 yards while making his first start of the season against Miami (9/30). At Detroit (10/8), he caught one





pass for five yards then started at fullback against the N.Y. Giants (10/14), catching a pass for three yards and tallying a tackle on special teams. Against Carolina (11/11), he caught one pass for six yards before starting at fullback and registering two receptions for 27 yards at New England (11/18). Against San Francisco (12/9), he added another catch for 26 yards.

**2000:** Robinson once again saw action in all 16 games while starting two games at tight end. He ended the season with five catches for 52 yards while adding five special teams tackles. With the help of Robinson at deep snapper, kicker Jeff Wilkins led the NFL and tied the league record for field goal percentage in a season, connecting on all 17 attempts. Robinson started the season opener against Denver (9/4), recording one reception for three yards. He added eight yards on one catch the following week at Seattle (9/12) before earning his second start at San Francisco (10/29) and finishing with two receptions for a career-high 34 yards and two special teams tackles.

**1999:** He continued his seven-year streak of playing in every game of the season while making the switch from defensive end to tight end and continuing in the role as deep snapper. He started nine games at tight end, finishing with six receptions for 76 yards and two touchdowns. He recorded his first post-season touchdown on a 13-yard pass in the Divisional Playoff Game against Minnesota (1/16/00) in route to capturing the Super Bowl XXIV title.

**1998:** Robinson returned to the Rams and posted five tackles and four quarterback pressures while adding 11 special teams tackles. He was the teams deep snapper, helping punter Rick Tuten finish fourth in the NFC with an average of 44.2 yards-per-kick. He recorded his first NFL touchdown on a four-yard pass from Steve Bono against Carolina (11/22).

**1997:** He was signed by St. Louis as an unrestricted free agent from the Broncos, seeing action in 16 games and recording six tackles and 12 special teams stops – fourth on the team.

**1996:** As the Broncos' deep snapper, he saw action in all 16 games and the playoff game against Jacksonville (1/4/97). He also saw time at defensive end in reserve roles.

**1995:** Robinson saw action along the defensive line, posting eight tackles, a pass defended and one fumble recovery. In his first season handling the deep snapper responsibilities in Denver, Robinson helped Jason Elam tie for second in the NFL in scoring among kickers.

**1994:** He returned to the Broncos for his sophomore campaign, seeing action mainly on special teams. He did register a career-high 14 tackles from his defensive end position.

**1993:** Robinson was selected in the fourth round (98th overall) in the NFL Draft by the Broncos. He saw action in all 16 games as a rookie, tallying 13 tackles, 3.5 sacks, two fumble recoveries and a forced fumble.

**COLLEGE:** As a senior, Robinson was named All-America, All-Big Sky Conference and conference Defensive Player of the Year after closing out his senior year with 79 tackles, 13.5 sacks, 27 stops for losses, 35 quarterback pressures, six forced fumbles and five passes defended. In 1991, he was named second team All-America and first team All-Big Sky as he recorded 77 stops, 20 sacks and 28 tackles for losses as a junior. As a sophomore, Robinson was an all-conference academic selection while securing All-Big Sky and defensive MVP honors with 83 tackles, 16 sacks and 21 tackles for losses. As a redshirt freshman in 1989, he started nine games, posting 38 tackles, eight sacks, three forced fumbles, three fumble recoveries and three interceptions. He was redshirted his freshman year.

**PERSONAL:** Robinson was a three-time all-Greater Spokane League selection at tight end and line-backer during his three-year prep career at Ferris High School in Spokane, Wash. He also lettered in basketball and baseball twice. He graduated Idaho with a degree in finance.

## ROBINSON'S NFL NUMBERS

Year	No.	Receiving			
		Yds.	Avg.	Long	TD
1998 (StL).....	1	4	4.0	4t	1
1999 (StL).....	6	76	12.7	30	2
2000 (StL).....	5	52	10.4	27	0
2001 (StL).....	11	108	9.8	26	1
Totals.....	23	253	11.0	30	4

Playoffs					
Year	No.	Yds.	Avg.	Long	TD
1999 (StL).....	2	24	12.0	13t	1
2001 (StL).....	3	45	15.0	27	0
Totals.....	5	69	13.8	27	1

Year	No.	Opponents' Fumbles Recovered			
		Yds.	Avg.	Long	TD
1993.....	1	-10	-10.0	-10	0
1995.....	1	0	0.0	0	0
Totals.....	2	-10	-5.0	-10	0

## Additional Statistics

Special Teams Tackles: 1994 (3), 1995 (2), 1996 (2), 1997 (12), 1998 (11), 1999 (2), 2001 (5). Total – 34.

Year	Tackles			Tot.
	Solo	Ast.	For.	
1993 (Den.).....	7	6	–	13
1994 (Den.).....	8	6	–	14
1995 (Den.).....	3	3	–	6
1996 (Den.).....	1	1	–	2
1997 (StL).....	3	3	–	6
1998 (StL).....	2	3	–	5
Totals.....	24	22	–	46

Year	Sacks		Passes Def.	For. Fum.
	Yds.	Avg.		
1993 (Den.).....	13	3.5 (18)	1	1
1994 (Den.).....	1.0 (1)	1.0	1	0
1995 (Den.).....	1.0 (5)	1.0	0	0
1996 (Den.).....	0.5 (3)	0.5	0	0
1997 (StL).....	0.5 (3)	0.5	1	0
1998 (StL).....	0.0 (0)	0.0	0	0
Totals.....	6.5 (30)	6.5	3	1



# Derek Ross

## Cornerback

**5'10" ★ 197 ★ 1/5/80****Ohio State****D-3 for '02 (75th overall)****NFL: 1st Year ★ Cowboys: 1st Year**

**COLLEGE:** In just one season as a starter at Ohio State, Derek Ross emerged as one of the top corners in the college game in 2001. His seven interceptions ranked him among the nation's leaders, and his big-play ability allowed him to bring those picks back for 194 yards and a touchdown. His 217 career yards in interception returns ranks fourth on the school's all-time record list. In Dallas, he will look to add even more skill to what was the NFL's third ranked pass defense last season. Ross is a hard-hitting defender – finishing his career with 91 tackles – with the size and strength cornerbacks need to play physical with receivers. Those abilities also carry over to special teams where he excelled as a gunner on punt coverage and took advantage of excellent leaping ability to block three punts during his Buckeye career.

**2001:** An All-Big Ten Conference second-team selection, Ross started all season at weakside cornerback for the Buckeyes, ranking among the nation's leaders with seven interceptions for 194 yards in returns and a touchdown. His seven pass thefts ranked fifth on the school's season-record list while his 194 yards set a Buckeye record, breaking the previous mark of 166 yards by Gary Berry in 1997. He also broke up 13 other passes. In addition, Ross recorded 41 tackles, including three stops behind the line of scrimmage, and a sack. Ross opened his senior season with five tackles and a tackle for a loss against Akron. He forced and recovered a fumble, which he advanced 25 yards, at Indiana while also contributing five tackles. He topped that with a 43-yard interception return against Northwestern the following week. For the second week in a row, Ross recorded a pick, returning it 16-yards against Wisconsin. Making it three weeks in a row, he earned Buckeye Player of the Game honors after recording two interceptions and five passes defended against San Diego State. At Penn State the following week, Ross took his streak to four games with another pair of interceptions, including one returned 45-yards for a touchdown. The streak came to an end when the Minnesota passing game sent no gifts his way. Against Purdue, Ross recorded his only sack of the season and intercepted his seventh pass of the year, returning it 56 yards. He closed out his career with a season-high seven tackles at Michigan.

**2000:** Ross spent most of his junior season as the team's third cornerback while excelling on special teams. He recorded 37 tackles, including four stops for losses of 11 yards. He also intercepted two passes for 23 yards in returns and deflected seven others. Ross opened the season with three tackles and a forced fumble against Fresno State. His first interception of the season came against Miami of Ohio. Against both Arizona and Penn State, Ross batted away a pass and made three tackles. He recorded a season high seven tackles at Purdue and then returned an interception 23 yards against Michigan State. He added another four tackles against Michigan. In the Buckeyes' Outback Bowl appearance against South Carolina, Ross earned his first career start and responded with four tackles, including one for a loss.

**1999:** Ross did not play football in 1999 due to eligibility issues.

**1998:** He saw action in every game as a freshman reserve cornerback, recording 13 tackles. He saw most of his action on special teams where he blocked three kicks. In his first game against archrival Michigan, Ross blocked a Jason Vinson punt at the Michigan 20-yard line to set up a Buckeye touchdown drive. His block of a Shane Lechler punt against Texas A&M in the Sugar Bowl was scooped up by Kevin Griffin and returned 16 yards for a touchdown.

**PERSONAL:** Ross was an all-state quarterback and the South Carolina Offensive Player of the Year while starring at Northwestern High School in Rock Hill, S.C. Northwestern finished second in the state his senior year with a 12-3 record. Excelling on both sides of the ball, Ross had 15 interceptions for his career as a cornerback and totaled 25 touchdowns as a junior. He majored in criminology at Ohio State.


### ROSS' OHIO STATE TOTALS

Year	Solo	Tackles Ast.	Tot.	Sacks	Tkl/ Loss	Passes Def.	Fum. For-Rec.	Blk. Kick
1998	11	2	13	0.0 (0)	0(0)	0	0-0	3
2000	32	5	37	0.0 (0)	4(-11)	7	1-1	0
2001	39	2	41	1.0 (-1)	3(-3)	13	1-1	0
Total	82	9	91	1.0 (-1)	7(-14)	20	2-2	3

### Interceptions

Year	No.	Yds.	Avg.	Long	TD
2000	2	23	11.5	23	0
2001	7	194	27.7	56	1
Total	9	217	24.1	56	1





# Lynn Scott

## Safety

6'0" ★ 211 ★ 6/23/77

Northwestern Oklahoma

FA for '01

NFL: 2nd Year ★ Cowboys: 2nd Year



**GAMES/STARTS:** 2001 (14/0).

**PRO:** Lynn Scott impressed coaches in the 2001 preseason with his bone-jarring hits and smart special teams play, earning a roster spot as a rookie free agent. He continued his hard hitting and playmaking on special teams in the regular season, evoking memories of another Cowboys rookie free agent success story, Bill Bates. This season he will again be competing for a roster spot in the defensive backfield that is stocked with talent.

**2001:** After earning a roster spot with his play on special teams in the preseason, Scott went on to finish third on the team with 15 special teams tackles during the regular season. In the season opener against Tampa Bay (9/9), Scott made his NFL debut as a safety in the nickel package and recorded one tackle. At Philadelphia (9/30), he finished second on the team with two special teams tackles and recovered a fumble on the opening kickoff that set up a Cowboys field goal. He led the team with four special teams stops at Oakland (10/7) and then logged one tackle at safety and one on special teams against Philadelphia (11/18). At Washington (12/2), he logged one special teams tackle. At Seattle (12/16), Scott saw brief action in place of Darren Woodson at strong safety, recording one tackle while adding another on special teams. He was a game-day deactivation against San Francisco (12/30) and at Detroit (1/6/02).


**COLLEGE:** Scott was a three-time NAIA All-America at Northwestern Oklahoma. As a senior, he was also named All-Central States Football League Defensive Player of the Year after totaling 72 tackles, nine passes defended and four interceptions and returning 26 punts for a school-record 595 yards (22.9 avg.) and four touchdowns. As a junior, he totaled 87 stops and five picks while returning 16 punts for 197 yards (12.3) and a score. He tallied 49 tackles and two interceptions while returning 12 punts for 337 yards (28.1) and two scores to lead the nation as a sophomore. As a freshman, Scott totaled 90 stops and two picks while returning 17 punts for 208 yards. His 1,337 career punt return yards is a NOU record.

**PERSONAL:** Scott was born in Turpin, Okla., where he starred on the Turpin High School football team. He holds a bachelor's of science degree in education. As a rookie, Scott was a member of the Cowboys inaugural "Rookie Club," a program designed to introduce rookies to community and charity work. Throughout the season, the rookies made visits to and spent time with children at Children's Medical Center of Dallas, Oak Cliff Boys and Girls Clubs, The Salvation Army and its' Christmas Distribution Center.

### SCOTT'S COWBOYS TOTALS

Year	Tackles			Sacks	Passes			For Fum.	Special Teams		
	Solo	Ast.	Tot.		Def.				Solo	Ast.	Tot.
2001	2	3	5	0	0			0	6	9	15
Year	Opponents' Fumbles Recovered					TD					
	No.	Yds.	Avg.	Long							
2001	2	0	0.0	0	0	0					



**Tim Seder****Kicker****5'9" ★ 185 ★ 9/17/74****Ashland University****FA for '00****NFL: 3rd Year ★ Cowboys: 3rd Year****GAMES/STARTS:** 2000 (15/0), 2001 (8/0). Total - 23/0.

**PRO:** Tim Seder joins a long line of free agent kicker finds by Steve Hoffman. A high school teacher and coach just three years ago, Seder quickly made the transition from the fields of Ashland High School to the turf at Texas Stadium. Despite not having kicked competitively for more than two years, Seder outlasted four other rookie kickers during a preseason in which he hit seven-of-nine field goals, becoming the eighth Dallas kicker since the 1989 season – Roger Ruzek (1989), Luis Zendejas (1989), Ken Willis (1990-91), Lin Elliott (1992-93), Eddie Murray (1993, 1999), Chris Boniol (1994-96) and Richie Cunningham (1997-99). After a rookie campaign that saw him challenge a number of the club's rookie records, Seder was again kicking with confidence before a sprained right ankle sidelined him midway through his sophomore campaign. With another year of strength and conditioning under his belt, Seder should continue to improve in 2002 and provide Dallas with the consistent accuracy Cowboys coaches and fans have become accustomed to in the kicking game.

**2001:** Seder's second season in Dallas saw him hit 12-of-12 extra points and 11-of-17 field goals before being forced to sit out the final eight games of the year. He opened his second season in Dallas with a season-long 46-yard field goal against Tampa Bay (9/9). After hitting all three of his extra point attempts against San Diego (9/23), Seder hit two first quarter field goals from 41 and 43 yards in a light rain at Philadelphia (9/30). For the second time in as many seasons, Seder logged a rushing touchdown on a fake field goal when he scored on an eight-yard run from field goal formation in the third quarter at Oakland (10/7). Despite having two second quarter field goal attempts blocked by the Raiders, he managed to hit all three of his extra point tries. The biggest game of Seder's season came in the Cowboys first win of 2001 when he contributed all nine points in the club's 9-7 win over Washington (10/15). For his performance (three-of-five on field goals), which included a 26-yard field goal as time expired for the win, Seder earned NFC Special Teams Player of the Week honors. It was the second game-winning field goal of his career. Against Arizona (10/28), he hit his only field goal (31 yards) and both extra points. Seder struggled at the N.Y. Giants (11/4), hitting a 22-yard field goal but missing kicks from 34 and 47 yards out. Seder's season came to an abrupt end at Atlanta (11/11) when he suffered a sprained right ankle while recovering a high snap on a field goal attempt. Prior to the injury, he had connected on two field goals. Seder was officially placed on injured reserve Nov. 14.

**2000:** In his first year of professional football, Seder finished sixth in the NFC, 12th in the NFL, in scoring among kickers with 108 points, a total that was second among rookies. His 108 points was the third highest total ever by a Dallas rookie, and he set a club record for field goals made in a season by a rookie with 25, breaking Lin Elliott's mark of 24. For the year, Seder hit 25-of-33 field goals for a 75.8 percent success rate, the second best field goal percentage by a rookie in club history behind Chris Boniol's club mark of 75.9 percent. Showing no sign of rookie jitters, Seder opened his career by hitting his first seven field goal attempts. In his NFL debut, he hit both field goal attempts (34 and 38 yarders) against Philadelphia (9/3). With 1:46 remaining at Washington (9/18), Seder hit a 38-yard field goal to help seal a 27-21 win. In a day filled with ups and downs at Carolina (10/1), Seder ended his day on a high when he connected on a 24-yard game-winning field goal in overtime to give Dallas a 16-13 victory. In the first half against the Panthers, he connected on a 27-yard kick. Then with 1:00 remaining, he was wide left from 45-yards out on a kick that would have given Dallas the win in regulation. It was the first miss of his NFL career. Seder logged a season-high six extra points against Arizona (10/22). At Philadelphia (11/5), he hit a career-long 48-yard field goal in the third quarter and added a go-ahead 27-yard field goal with 1:55 remaining in the fourth quarter to put Dallas up 13-10. Seder scored all 16 of the Cowboys second half points in a 23-6 win over Cincinnati (11/12). In doing so, he became the first kicker in club history to score a touchdown when he took a handoff on a fake field goal and rushed one yard up the middle for a score in the third quarter. That performance was named the NFL's DirecTV NFL Play of the Week. As a kicker, he struggled some from the field as he went three-of-six on field goal attempts in the rain, hitting from 35, 42 and 43 yards out but missing 39, 44 and 51-yard attempts. Seder finished the day with career-highs for points (17) and field goal attempts (6) – one attempt shy of the club record for field goal attempts in a game. In addition, he took over the kickoff duties in the second half after Micah Knorr suffered a hyperextended left knee. Against Minnesota (11/23), he hit three field goals (in four attempts). With 86 points for the season after 12 weeks, Seder moved past Ken Willis (80 points) into third on the club's rookie scoring list. His only field goal attempt at Tampa Bay (12/3) was partially blocked at the line. Seder logged 14 points and was successful on a career-best four field goals (in five attempts) against Washington (12/10). He then helped take





Dallas to a 13-0 halftime lead against the N.Y. Giants (12/17) with 47- and 43-yard field goals. That action would prove to be his last of the season as he never took the field in a 31-0 loss at Tennessee (12/25) to close out the season.

**1998-99:** Seder did not play football but instead coached football, baseball and freshman basketball while teaching health and physical education at Lucas High School in Ashland, Ohio.

**COLLEGE:** Seder led Ashland University in scoring in each of his final three seasons and finished his career with a school-record 41 field goals. He left Ashland with 204 career points, to rank fourth in Ashland football scoring annals. As a senior, he totaled 64 points, connecting on 14-of-19 field goals and 22-of-24 extra points attempts. His 14 field goals on the season was the second highest field goal total in school history and his performance, which led the league, earned him All-Midwest Intercollegiate Football Conference honors. Seder also earned second-team All-MIFC honors as a center fielder on Ashland's baseball team. He led the football team in scoring during both his sophomore (38 points on 8-of-13 field goals and 14-of-15 PATs) and junior (54 points on 13-of-20 field goals and 15-of-16 PATs) years. Seder handled Ashland's kicking duties as a freshman, making 28-of-29 extra point tries and six-of-12 field goal attempts for 46 points.

**PERSONAL:** The physical education major, upon graduating from Ashland, took his degree and became a health and physical education teacher and coach at Lucas High School in Ashland, Ohio. His students encouraged him to follow through on his tryout with the Cowboys. Seder has become active in the Dallas/Ft. Worth community since joining the Cowboys, supporting the Komen Tarrant County Race for the Cure and participating in a water safety video for children produced by the Red Cross. He is also active in FCA, speaking to area youth groups and has served as a celebrity escort in the annual Children's Cancer Fund Fashion Show. In the spring of 2001 Tim served as a volunteer assistant high school boys' basketball coach at Trinity Christian Academy in the Dallas suburb of Addison, Tex. His wife, Melissa, was also a teacher at Lucas High School. The couple has a son, Tyler Ryan (5/22/01).

## SEDER'S COWBOYS TOTALS

Year	Scoring		FG	Long	Points
	TD	PAT			
2000	1	27/27	25/33	48	108
2001	1	12/12	11/17	46	51
Totals	2	39/39	36/50	48	159


Year	Field Goal Accuracy					Total	Pct.
	11-19	20-29	30-39	40-49	50+		
2000	2-2	5-6	9-11	9-13	0-1	25-33	.758
2001	0-0	5-5	3-5	3-6	0-1	11-17	.647
Totals	2-2	10-11	12-16	12-19	0-2	36-50	.720

## Single Game Bests

Points - 17 vs. Cincinnati, 11/12/00 (1 TD, 3 FGs, 2 PATs)  
 Field Goals - 4 vs. Washington, 12/10/00  
 Field Goal Attempts - 6 vs. Cincinnati, 11/12/00  
 PATs - 6 vs. Arizona, 10/22/00

## Career Field Goal Attempt Breakdown (25-of-33 overall):

From under 40-yards:	24-of-29 (82.8%)	Indoors:	2-of-2 (100.0%)
From over 40-yards:	12-of-21 (57.1%)	Outdoors:	34-of-48 (70.8%)
At Texas Stadium:	24-of-31 (77.4%)	First Quarter:	9-11 (72.7%)
On the Road:	12-of-19 (63.2%)	Second Quarter:	13-of-20 (65.0%)
On Turf:	30-of-37 (81.1%)	Third Quarter:	8-of-10 (80.0%)
On Grass:	6-of-13 (46.2%)	Fourth Quarter:	6-of-8 (75.0%)
		Overtime:	1-of-1 (100.0%)



# Bob Slowikowski

## Tight End

6'5" ★ 261 ★ 10/30/79

Virginia Tech

D-6c for '02 (211th overall)

NFL: Rookie ★ Cowboys: Rookie



**COLLEGE:** When the Cowboys drafted Bob Slowikowski in the sixth round of the 2002 draft they got a big tight end with exceptional quickness for his size. Used mostly for blocking at Virginia Tech, he finished his career with 12 receptions for 286 yards and a touchdown in 43 games. After tearing the ACL in his right knee on May 21 during one of the club's Quarterback Schools, the Cowboys are looking for Slowikowski to make a speedy recovery and be the run blocking tight end in 2003 the team has been looking for since the retirement of David LaFleur.

**2001:** In his senior season, Slowikowski started at the tight end position full-time for the Hokies, finishing the year with four receptions for 98 yards and four special teams tackles. He started the season with a 20-yard catch against Connecticut, and closed out his Virginia Tech career with a pair of catches for 36 yards against Florida State in the Gator Bowl. He helped block for 2,434 rushing yards while surrendering just 20 sacks on 291 passes.

**2000:** As a junior, Slowikowski played in every game for the Hokies, starting in two games, against West Virginia and Syracuse. Slowikowski finished the season with three catches for 101 yards and a touchdown while helping block for the Big-Ten Conference's leading rushing attack with 3,242 yards. He picked up a tackle on special teams, seeing action on the extra-point, field goal and punt teams. Against West Virginia, he hauled in two passes for 82 yards and his first collegiate touchdown.


**1999:** Appearing in 10 games his sophomore year, Slowikowski finished the year catching three passes for 47 yards and recording three solo tackles on special teams while helping block for 3,102 rushing yards, the conference's best rushing attack.

**1998:** Following a freshman redshirt year in 1997, Slowikowski played in every game during his freshman campaign, finishing with two receptions for 40 yards and blocking for 2,346 yards on the ground.

**PERSONAL:** Robert Joseph Slowikowski was born on Oct. 30, 1979 in Pittsburgh, Pa. At Central Catholic High School, he once again led the team with 24 receptions for 556 yards and six touchdowns while adding 85 tackles, four sacks and five blocked kicks as a senior. As a junior split end, he led the team in receptions with 18 for 421 yards earning first-team Quad A All-Conference honors. Slowikowski graduated with a degree in finance from Virginia Tech.

SLOWIKOWSKI'S VIRGINIA TECH TOTALS

Year	No.	Receiving Yds.	Avg.	Long	TD
1998	2	40	20.0	24	0
1999	3	47	15.7	6	0
2000	3	101	33.7	72	1
2001	4	98	24.5	29	0
Totals	12	286	23.8	72	1



# Emmitt Smith

## Running Back

5'9" ★ 212 ★ 5/15/69

Florida

D-1 for '90 (17th overall)

NFL: 13th Year ★ Cowboys: 13th Year



**GAMES/STARTS** (regular season, playoffs): 1990 (16/15), 1991 (16/16, 2/2), 1992 (16/16, 3/3), 1993 (14/13, 3/3), 1994 (15/15, 2/2), 1995 (16/16, 3/3), 1996 (15/15, 2/2), 1997 (16/16), 1998 (16/16, 1/1), 1999 (15/15, 1/1), 2000 (16/16), 2001 (14/14). Total - 185/183, 17/17.

**PRO:** In 12 seasons, Emmitt Smith has made an impact on the NFL that few players can match at any position or in any era. As the second-ranked rusher in NFL history, Smith has won four NFL rushing titles, three Super Bowl titles and a league (1993) and Super Bowl (XXVIII) MVP award. He has been selected to the Pro Bowl nine times, more than any other offensive player in club history, and among NFL running backs, only Barry Sanders (10) has been selected more times. With 540 rushing yards this season, Smith will become just the seventh player in NFL history to carry the title of all-time rushing leader, taking that designation from Walter Payton.

Smith enters the 2002 season with 16,187 career rushing yards, and only Payton's 16,726 career yards

### A Yearly Chronology of the NFL Career Rushing Leaders

(The NFL began maintaining rushing statistics for individual players in 1932.)

1932-1940	Cliff Battles	3,511
1941-1948	Clarke Hinkle	3,860
1949-1957	Steve Van Buren	5,860
1958-1962	Joe Perry	8,280
1963-1983	Jim Brown	12,312
1984-2001	Walter Payton	16,726
1990-2001	Emmitt Smith	16,187

stand between Smith and the title. Smith is already the NFL's career rushing touchdowns leader with 148, and he stands second in league annals in total touchdowns with 159, trailing the all-time leader, Jerry Rice, by 37. The first player in NFL history with five straight seasons with over 1,400 yards rushing, Smith and Jim Brown are the only players with seven straight 10-touchdown seasons to start their career. With 1,021 yards rushing in 2001, Smith became the first player





Emmitt Smith continues to climb the all-time rushers chart and is now in sight of Walter Payton's record of 16,726 rushing yards. The two runners have strikingly similar career rushing numbers. Here's how Smith compared to Payton at the end of the 2001 NFL season:

	Yrs	Games	Att	Yards	Avg	Yds/Game
Walter Payton (1975-1987)	13	190	3,838	16,726	4.4	88.0
Emmitt Smith (1990-2001)	12	185	3,798	16,187	4.3	87.5

scored 100 career touchdowns in just six seasons, the fastest anyone in league history has reached that mark (he tied Brown's NFL record by scoring 100 touchdowns in just 93 career games). His 148 career rushing touchdowns in 185 games gives him a 0.80 touchdown-per-game scoring average, second behind Brown's 0.90 for tops among the all-time rushing touchdown scorers (John Riggins 0.59 and Walter Payton 0.58 are next on the list). Smith's longevity and ability to score touchdowns have combined to give him three of the five best touchdown totals against a single opponent in league history. His 25 career scores against the Arizona Cardinals is the third best total by a player against an opponent since 1970, followed by his 24 scores against Washington and his 21 against the N.Y. Giants.

Smith is one of only three players in Dallas history with three career 100-point seasons, and he is the only non-kicker to accomplish the feat. His value to the Cowboys' success can be seen in the club's 97-24 mark (89-22 in regular season) when he carries the ball 20-or-more times a game and 63-18 record (56-18 in regular season) when he rushes for 100 yards. The century mark has become a big number in Smith's career, having rushed for 100 yards in 151-of-285 games dating back to high school (45-of-49 at Escambia High School, 25-of-34 at Florida and 81-of-202 at Dallas, including playoffs). His 45 100-yard games in high school is still the national record, and in NFL annals, Smith's 74 100-yard rushing games ranks him third all-time behind Payton (77) and Sanders (76). Included in Smith's club-record 74 regular season 100-yard rushing games are 11 of the top 15 performances in team history and 18 days with over 150 yards (the fourth highest total of 150-yard games in NFL history). Smith has rushed for over 100-yards against 21 of the 30 NFL teams he has faced.

In addition, he has rushed for 2,384 yards against the Philadelphia Eagles in his 12-year career, his best output against any single opponent. That total ranks second since 1970 for running backs against one team. Smith also has the third and fifth best totals in that category.

One reason Smith has become such a workhorse in the Dallas offense over the years has been his ability to answer the bell at game time, having started 200-of-202 career games - including playoffs. He has missed just four career games due to injury, and it has been that durability that has enabled Smith to lead the Cowboys in rushing in 165

of his 185 career regular season games. The lack of decline in Smith's game is also evidenced by the fact that he has rushed for 4,953 yards since the start of the 1998 season - the fifth highest yardage total in the NFL over that time span. His 36 rushing touchdowns during the last four years is the second best figure in the league.

Smith has accumulated a number of NFL postseason records, including rushing touchdowns (19), consecutive games with a rushing touchdown (nine) and 100-yard rushing games (seven). His 1,586 yards rushing is also tops on the NFL postseason chart, and he shares the total playoff touchdown mark of 21 with Thurman Thomas. Not limited to rushing and scoring, Smith is fourth on the Cowboys all-time reception list with 470 career catches. He trails No. 3 Tony Hill (479) on that list by nine receptions. Smith is one of only five NFL players who have amassed over 10,000 career-rushing yards and 400 career receptions. He is also fourth on the NFL's all-time combined yardage list with a club record 19,110 yards.

#### EMMITT SMITH'S 74 CAREER 100 YARD GAMES BY OPPONENT (regular season)

**Twelve:** Philadelphia. **Eleven:** Arizona, Washington. **Eight:** N.Y. Giants. **Four:** Atlanta, Minnesota. **Three:** Green Bay. **Two:** Carolina, Cleveland, Indianapolis, New Orleans, Oakland, Pittsburgh, San Francisco. **One:** Chicago, Denver, Detroit, Jacksonville, Miami, N.Y. Jets, Tampa Bay.

**2001:** With 1,021 rushing yards in 2001, Smith became the first player in NFL history to compile 11 1,000-yard rushing seasons in a career, and he accomplished the feat over 11 consecutive years. His 1,021 yards ranked him seventh in the NFC and 15th in the NFL in rushing, despite missing two games due to injuries for the first time in his career. Smith joined with Troy Hambrick (579 rushing yards) to make Dallas one of eight teams with two backs over the 500-yard rushing mark. Smith opened the season with 40 yards on 13 carries against Tampa Bay (9/9), and with those yards, topped the 18,000-yard mark for career combined net yards. He averaged 5.0 yards a carry with 17 rushes for 85 yards against San Diego (9/23) and a 14-yard carry in the second quarter moved him past Barry Sanders into second on the NFL's all-time rushing list. After a 58-yard performance in three quarters of action at Philadelphia (9/30), Smith recorded 25 rushing yards on 16 carries and led the team with three receptions for 21 yards at Oakland (10/7). With 46 total yards against the Raiders, Smith moved past Herschel Walker (18,168 total yards) into fifth place on the NFL's all-time combined net yardage list. Smith recorded his first 100-yard rushing game of the season with 107 yards on 25 carries against Washington (10/15) and the team ran for 211 yards on the night. It was the 10th 100-yard game of his career against Washington, and he also added five receptions for 45 yards, his best receiving output since recording five catches against Philadelphia on Oct. 10, 1999. Smith had piled up 83 yards on 21 carries against Arizona (10/28) before spraining the MCL in his

#### Scoring against an Opponent (since 1970)

Player	Opponent	TDs
Jerry Rice	Atlanta	29
Marcus Allen	San Diego	26
Emmitt Smith	Arizona	25
Emmitt Smith	Washington	24
Jerry Rice	St. Louis	21
Emmitt Smith	N.Y. Giants	21





right knee in the fourth quarter. The injury forced him out of action at the N.Y. Giants (11/4) and Atlanta (11/11), marking the first time in his 12-year career that he missed back-to-back games due to injury. He

NFL Rushing Leaders 1998-2001

	Att.	Yds	Avg.	TD
Curtis Martin, N.Y. Jets	1,375	5,468	4.0	32
Marshall Faulk, St. Louis	1,090	5,441	5.0	43
Corey Dillon, Cincinnati	1,180	5,080	4.3	26
Eddie George, Tennessee	1,386	5,046	3.6	33
<b>EMMITT SMITH, DALLAS</b>	<b>1,203</b>	<b>4,953</b>	<b>4.1</b>	<b>36</b>

returned to action against Philadelphia (11/18) and ran for 80 yards on 15 carries (5.3 average). On Thanksgiving Day against Denver (11/22), he ran nine times for nine yards and had two receptions for seven yards. It was the second lowest single-game rushing total of his career. At Washington (12/2) the following week, Smith bounced

back with his second 100-yard rushing game of the season, recording 25 carries for 102 yards. He also scored his first touchdown of the season with a five-yard run on the game's opening drive. It was the 11th 100-yard rushing day of his career against the Redskins, including three in a row. Staying on a hot streak he ran 22 times for 62 yards and a touchdown, including a season-long 44-yard run, in the Cowboys win over the N.Y. Giants (12/9). In the rain at Seattle (12/16), Smith was limited to 12 carries for 39 yards. He went on from there to close the season in style, topping the 100-yard mark for the third time with a season-high 128 yards at Arizona (12/23). He also had a season-high 26 carries in the game and posted his 11th 100-yard game against the Cardinals. In the Cowboys upset win over playoff bound San Francisco (12/30), Smith recorded his second consecutive 100-yard rushing game and his fourth of the season with 126 yards on a season-high tying 26 carries. On his third carry of the game, Smith moved past the 16,000 career rushing yard mark, joining Walter Payton as the only players in NFL history to reach that milestone. In the game he also moved past the 19,000-yard mark for combined net yards, one of just four players to reach that plateau. Needing 56 yards in the season finale to reach the 1,000 yard mark for the season, Smith went for 77 yards and a touchdown on 18 carries at Detroit (1/6/02). The 77 yards put him over the 1,000-yard mark for the season, the 11th consecutive year he has accomplished that feat - an NFL record.

**2000:** Smith continued his trek through league and club record books for the 11th straight season. For the 10th consecutive season, he rushed for over 1,000 yards (1,203), becoming only the second player in NFL history to accomplish that feat (Sanders) and only the third player in history to total 10 career 1,000-yard seasons (Sanders, Payton). His rushing effort ranked fourth in the NFC and 13th in the NFL for the season. Following the season, he was selected to his ninth Pro Bowl (missed due to a left ankle injury), the most of any Cowboy in franchise history other than Bob Lilly (11 appearances) and Mel Renfro (10). Among NFL running backs, only Sanders (10) has been selected to the Pro Bowl more times than Smith. Smith started the season slowly, totaling 29 yards on seven carries in limited playing time due to a lopsided score against Philadelphia (9/3) and 59 yards on 16 carries at Arizona (9/10). With a three-yard carry early in the Cardinals game, he became only the third running back in NFL history to top the 14,000-career rushing yard mark. At Washington (9/18), he led the team with 83 yards and a touchdown on 24 carries. He was limited to 11 carries for 31 yards and a touchdown against San Francisco (9/24) before erupting for 132 yards and a touchdown - the 150th overall touchdown of his career - on 24 carries at Carolina (10/1). Smith toted the ball 19 times for 61 yards and a touchdown at the N.Y. Giants (10/15), and he tallied 112 yards and a score on 24 carries against Arizona (10/22), marking his fifth consecutive game with a rushing touchdown. Against Jacksonville (10/29), he rushed for 102 yards on 24 carries to mark his first career 100-yard game against the Jaguars. Smith recorded his third consecutive 100-yard rushing game when he ran for 134 yards and a touchdown on 26 carries at Philadelphia (11/5) while also catching a pass for 15 yards, his 450th career reception. The Eagles game marked Smith's fourth straight 100-yard game at Veterans Stadium and the 12th 100-yard game of his career against Philadelphia, the most 100-yard games by a player against a single opponent in league history. Against Cincinnati (11/12), Smith recorded just 16 yards on 17 carries, the third lowest yardage total in a game he started and did not leave due to injury in his career. He totaled 48 yards on 11 carries against the NFL's top defense at Baltimore (11/19) before scampering for 100 yards on 12 carries (8.3 avg.), including a season-long 52-yarder, against Minnesota (11/23) before suffering a concussion early in the third quarter and leaving the game. This effort marked his fourth 100-yard performance in five regular season games against the Vikings. Smith carried the ball 20 times for 80 yards and a touchdown at Tampa Bay (12/3) before exploding for 150 yards and a score on 23 carries (6.5 avg.) against Washington (12/10). The Redskins game not only marked his 70th career 100-yard game and sixth 100-yard day of the season but allowed him to move past the 15,000 career rushing yard mark, becoming the third player in NFL history to reach that milestone (Payton and Sanders). His effort against the Redskins also allowed him to eclipse the 1,000-yard mark for the season, the 10th consecutive time he has done so. He closed the year with 46 yards and a touchdown on 24 carries against the N.Y. Giants (12/17) and 20 yards on 12 carries at Tennessee (12/25).

**1999:** Smith finished second in the NFC, fourth in the NFL, in rushing with 1,397 yards. His rushing numbers marked his best season since the 1995 Super Bowl XXX year when he led the NFL with 1,773 yards. He also registered more 100-yard rushing games, nine, than in any other year other than 1995 when he recorded a club record 11. His 11 rushing touchdowns were the fourth best total in the NFL for 1999, and he had a touchdown in each of the first eight games of the season and nine consecutive dating to 1998 - a stretch that tied the third longest streak in club history. Overall, his 13 touchdowns tied for third in the NFL in total touchdowns. He was selected to his eighth NFC Pro Bowl squad, giving him more Pro Bowl appearances than any other offensive player in Cowboys' history. Smith opened the season at Washington (9/12) with 109 yards on 23 carries and one touchdown. The following week against Atlanta (9/20), he produced his second consecutive 100-yard rushing game with a 109-yard performance. It was just the third time in 29 games that an opposing player had rushed for over 100 yards against the Falcons. He also had two rushing touchdowns in the game, the second coming on a seven-yard run in the third quarter that





moved Smith past Tony Dorsett (12,739 yards) into fourth place on the NFL's all-time career rushing list. In the Cowboys 35-7 win over Arizona (10/3), he picked up 77 yards on 22 carries and scored his fourth touchdown of the season. In the loss at Philadelphia (10/10), Smith recorded his 3,000th career carry, becoming just the fourth player in NFL history to reach that mark. For the day, he had 30 carries for 114 yards and posted a season-high five receptions for 31 yards, giving him 145 combined net yards and moving him past Tony Dorsett (15,501) into first on the Cowboys all-time combined net yardage list. The following week at New York (10/18), he became the fourth player in NFL history to top the 13,000-yard mark for career rushing yards with his 26 yards against the Giants. He also scored in his sixth consecutive game. Against Washington (10/24), he tallied 24 carries for 80 yards and a touchdown, moving him past Sanders (3,062) into second on the NFL's all-time career carry list with 3,064. The following week at Indianapolis (10/31), Smith scored two touchdowns for the second time in 1999 en route to a 22 carry, 93-yard rushing day. In the Cowboys loss at Minnesota (11/8), Smith electrified the Monday night national television audience by rushing for 140 yards and two touchdowns on 13 carries in the game's first 24 minutes. He then left the game with a fractured fourth metacarpal in his right hand. It was his best rushing total in a half in his career, and his 10.8 yards-per-carry average was a career-high. Included in his first half totals were 63- and 24-yard touchdown runs on back-to-back carries just 18 seconds apart, the fastest anyone has scored back-to-back touchdowns in league history. His 63-yard run was the third longest of his career and it gave him the yardage necessary to move past Eric Dickerson (13,259 yards) into third on the NFL's all-time rushing list. He suffered the fracture on that run, but came back to run 24 yards for a score on his next carry before leaving the game. That 24-yard score tied Marcus Allen for second all-time on the NFL's touchdown list with 145. On Nov. 9, Dr. Hugh Frederick performed surgery to place a plate and six screws in his fractured right hand. The broken bone in his hand forced Smith to miss only the second start due to an injury of his career in the Cowboys win over Green Bay (11/14). The next week at Arizona (11/21), while playing with a padded glove on his fractured right hand, Smith recorded the 60th regular season 100-yard rushing day of his career with 127 yards on 29 carries (4.4 avg.). In the Cowboys' 20-0 Thanksgiving Day win over Miami (11/25), he led the team in rushing with 103 yards on a season-high 31 carries, it was his third consecutive 100-yard rushing game and the 61st of his career. At New England (12/5), he had his string of three 100-yard rushing games snapped with a 75 yard game (19 carries). In the loss to the Patriots, he went over the 1,000 yard mark for the season, marking his ninth consecutive 1,000-yard season. In the Cowboys' win over Philadelphia (12/12), he recorded one carry for two yards before leaving the game in the first quarter with a strained groin. The following week in the loss to the N.Y. Jets (12/19), he returned to the starting lineup and recorded his seventh 100-yard rushing game of the season with 19 carries for 110 yards (5.8 avg.). He also had a season-high 36 yards receiving, including a 14-yard touchdown grab from Aikman. That scoring catch was his 146th career touchdown, moving him into sole possession of second place on the NFL's all-time touchdown list. The score also made him the club record-holder for career points (878), breaking the mark of 874 set by Rafael Septien. On Christmas Eve at New Orleans (12/24), Smith posted his eighth 100-yard rushing game of the season with 110 yards on 23 carries (4.8 avg.). He also scored his 11th rushing touchdown of the year. In the playoff clinching win over the N.Y. Giants (1/2/00), he posted a 100-yard game for the third straight week – and the ninth time on the season – with a 22 carry, 122-yard outing. That performance, which included a 45-yard run, marked the 64th 100-yard rushing game of his career, tying Eric Dickerson for the third most in NFL history. He closed another historic season in the playoff loss at Minnesota (1/9/00) by rushing for 99 yards and a touchdown on 15 carries. In the first quarter, he recorded a 65-yard run to set up a Dallas field goal. It was the longest post-season run in Cowboys history. When the day ended, he became the NFL's all-time leader in career post-season rushing yards (1,586) and rushing touchdowns (19). He also tied the NFL postseason career touchdown record – 21 by Thurman Thomas.

**1998:** With a resurgence that saw him rush for more yards and touchdowns than he's had in a season since 1995, Smith continued his movement through NFL and Cowboys record books. With 1,332 yards rushing, he finished fourth in the NFC, fifth in the NFL, in rushing. He finished second in the NFC, fourth in the NFL, with 13 rushing touchdowns, giving him a NFL record 125 career-rushing touchdowns. With his seventh Pro Bowl selection, he became the only offensive player in club history to be invited to Hawaii that many times. Smith opened the year against Arizona (9/6) with a season-high 29 carries for 124 yards, moving past O.J. Simpson and John Riggins into ninth on the NFL's all-time rushing yards list. At the N.Y. Giants (9/21), Smith totaled 21 yards on seven carries before suffering a strained groin in the second quarter. His strained groin limited him the next week against Oakland (9/27) as he rushed for 59 yards and a touchdown on 21 carries. He registered the 50th 100-yard rushing day of his career when the Cowboys traveled to Washington (10/4), totaling 120 yards and a touchdown on 28 carries. For the first time in back-to-back games since December of 1995, Smith again posted a 100-yard game, totaling 112 yards on 21 carries against Carolina (10/11). He joined the Michael Irvin (146 yards receiving)/Ernie Mills (110) tandem against the Panthers to become the third trio in club history to top the 100-yard mark in the same game (one rushing and two receiving). Smith gained 101 yards on 23 carries at Philadelphia (11/2) to surpass Tony Dorsett's club record for career carries (2,755), finishing the game with 2,760. Smith broke Dorsett's club record for career rushing yards the next week against the N.Y. Giants (11/8) with a season-high 163 yards on 29 carries. He passed Dorsett (12,036) on a season-long tying 32-yard run in the second quarter. He also led the team in receiving against the Giants with five catches, putting him over the 400-career reception plateau. At Arizona (11/15), he totaled 118 yards and three touchdowns on 26 carries to move past Franco Harris into seventh place on the NFL's all-time rushing list. The Cardinals game also marked the first time since 1995 that Smith recorded three consecutive 100-yard rushing days. He registered 74 yards on 17 carries against Seattle (11/22), moving him past 1,000 rushing yards for the eighth consecutive season





and past Marcus Allen into sixth place on the NFL's all-time rushing list. Four days later on Thanksgiving Day against Minnesota (11/26), he registered his second three touchdown day of the month. No. 121, 122 and 123 of his career, tying Marcus Allen's NFL record for career rushing touchdowns (123). His 44 rushing yards moved him past Jim Brown into fifth on the NFL's all-time list. After posting a career-low 0.4 average on 15 carries at New Orleans (12/6) and totaling 42 yards on 14 rushes at Kansas City (12/13), Smith rebounded against Philadelphia (12/20) with his seventh 100-yard game of the season. He carried the ball 25 times for 110 yards against the Eagles to become the 12th player in NFL history to top the 15,000 total yard mark in a career. In only one half of action against Washington (12/27) in the season finale, he totaled 67 yards and two touchdowns on 10 carries. Smith's two scores, career touchdowns 124 and 125, broke Marcus Allen's NFL career rushing touchdowns record (123). Against Arizona (1/2/99) in the postseason, Smith totaled 74 yards on 16 carries.

**1997:** Smith's assault on the Dallas Cowboys and NFL record books continued at a hectic pace. With 1,074 yards rushing, he finished the year fifth in the NFC, 12th in the NFL, in rushing yards. His 1,308 total yards from scrimmage marked the eighth straight season he has topped the 1,000-yard mark in that category. Returning from offseason ankle surgery, Smith opened the season with 26 carries for 69 yards and three receptions for 25 yards in the 37-7 win at Pittsburgh (8/31). He had a season-high 132 yards rushing, including a season-long 44-yard carry, at Arizona (9/7) the following week. He did that despite missing part of the fourth quarter and overtime after suffering bruised ribs. The 44-yard run was his longest since a 60-yard touchdown run in the 1995 season opener at the N.Y. Giants. Early in the season against NFC East foes, Smith posted a season-high 27 carries for 91 yards against Philadelphia (9/15) on Monday Night Football and had a season-high six receptions and 91 yards rushing on 19 carries at the N.Y. Giants (10/5). With two receptions for 23 yards at Washington (10/13), Smith moved past Bob Hayes (365) into fifth place on the team's all-time reception list with 366 career catches. In a 26-22 come-from-behind win over Jacksonville (10/19), he ran 24 times for 75 yards and scored on a one-yard run, his first touchdown of the season. For the second time in 1997, Smith topped the 100-yard mark with 126 yards on 25 carries at Philadelphia (10/26), while also leading the team in receptions with five for 36 yards. He totaled 31 yards on seven carries at San Francisco (11/2) before leaving the game early in the second quarter after straining his left groin. He returned the following week against Arizona (11/9) and rushed 15 times for 64 yards and a touchdown. It was his 117th career touchdown, moving him past John Riggins and into fifth place on the NFL's all-time touchdown list. With 99 yards on 21 carries against Washington (11/16), Smith moved past the 11,000-yard mark for career rushing yards, becoming the 11th player in NFL history to pass that milestone. He also added four receptions for 31 yards, tying him with Tony Dorsett for fourth on the Cowboys all-time reception list with 382 career catches. Smith broke loose on a 21-yard touchdown run at Green Bay (11/23) and finished the day with 11 carries for 59 yards. Smith picked up 22 yards on 10 carries and three receptions for 20 yards against Tennessee (11/27) before leaving the game with a bruised left shoulder early in the third quarter. He started against Carolina (12/8) but re-aggravated the shoulder on the first drive and did not return, finishing the day with two carries for three yards. While battling the flu at Cincinnati (12/14), Smith ran 12 times for a team-high 68 yards, pushing his season rushing total over the 1,000-yard mark for the seventh consecutive season.

**1996:** Despite battling numerous injuries, Smith was able to rush for over 1,200 (1,204) yards for the sixth consecutive season, finishing fourth in the NFC and eighth in the NFL. He tied for third in the NFL with 15 touchdowns — including 12 rushing, which was good for fifth in the NFL — while his 327 rushing attempts were the fifth most in the league. Smith's injury problems started in the preseason when he suffered a sprained left knee and right ankle against Denver (8/17). In that game, Smith aggravated bone fragments in his right ankle that would require surgery following the season. In the season opener at Chicago (9/2), Smith was able to run for 70 yards on 18 carries before suffering a bruised neck and back while diving over the pile in the fourth quarter. Against the Bears, he became the 13th player in NFL history to top the 9,000 yard mark for career rushing yards, doing so in his 94th career game, tying the third fewest games needed to reach that mark in league history. In the home opener against the N.Y. Giants (9/8), he picked up 82 yards on 24 carries and hauled in a five-yard scoring grab, his

#### Emmitt's 100-yard Games Pensacola Escambia High School (45)

Yds	Opponent	Year
301	Milton	1985
277	Tallahassee Leon	1985
264	Auburndale	1985
258	Pensacola Pine Forest	1985
258	Gonzalez Tate	1986
253	Niceville	1986
251	Pensacola	1985
236	Pensacola Woodham	1985
230	Crestview	1984
234	W. Palm Beach	
	Cardinal Newman	1986
227	Bartow	1984
226	Ocala Forest	1985
223	Pensacola Washington	1985
218	Milton	1984
215	Niceville	1984
210	Niceville	1983
205	Gulf Breeze	1983
200	St. Petersburg Sr	1984
197	Gonzalez Tate	1984
190	Pensacola Pine Forest	1984
189	Pensacola Pine Forest	1983
188	Milton	1986
183	Tallahassee Rickards	1983
175	Panama City Bay	1984
174	Panama City Rutherford	1985
173	Pensacola Woodham	1984
171	Pascagoula (Miss.)	1986
170	Pensacola Woodham	1986
169	Pensacola Washington	1986
164	Crestview	1983
159	Bradenton Southeast	1985
159	Panama City Rutherford	1984
154	Fort Walton Beach	1985
153	Panama City Rutherford	1983
148	Milton	1983
143	Gulf Breeze	1984
139	Gonzalez Tate	1985
132	Clarksville (Tenn.)	1986
130	Fort Walton Beach	1986
129	Magee (Miss.)	1985
127	Niceville	1985
127	Pensacola	1986
115	Pensacola Catholic*	1983
110	Jacksonville Lee	1984
105	Pensacola Pine Forest	1986

\*First 100-Yard Game

#### University of Florida (25)

Yds	Opponent	Year
316	New Mexico	1989
224	Alabama	1987
202	Vanderbilt	1989
184	LSU	1987
182	Memphis State	1989
175	Temple	1987
173	Mississippi State	1987
164	Mississippi State	1988
159	Illinois**	1988
153	Florida State	1989
148	Montana State	1988
132	LSU	1988
130	Cai State-Fullerton	1987
128	UCLA**	1987
126	Kentucky	1989
117	Mississippi	1989
117	LSU	1989
113	Kentucky	1988
112	Kentucky	1987
109	Tulsa*	1987
109	Mississippi	1988
109	Indiana State	1988
106	Georgia	1989
100	Florida State	1987
100	Louisiana Tech	1989

\* First College 100-yard game

\*\* Bowl Games





## Dallas Cowboys (81)

Yds	Opponent	Year
237	Philadelphia	1993
182	Phoenix	1991
174	Atlanta	1992
172	Philadelphia	1993
171	Pittsburgh	1994
168	N.Y. Giants	1994
167	Atlanta	1995
163	Philadelphia	1992
163	N.Y. Giants	1994
163	N.Y. Giants	1995
163	N.Y. Giants	1996
160	Atlanta	1991
158	Philadelphia	1995
155	Washington	1996
153	Washington	1993
152	L.A. Raiders	1992
150	Minnesota	1995
150	Green Bay**	1996
150	Washington	2000
143	Detroit	1994
140	Washington	1992
140	Minnesota	1999
134	Philadelphia	1990
133	Green Bay	1994
132	Washington	1990
132	Washington	1991
132	Buffalo**	1994
132	Arizona	1997
132	Carolina	2000
131	Chicago	1992
128	Arizona	2001
127	Arizona	1999
126	Philadelphia	1997
126	San Francisco	2001
124	Arizona	1998
122	Green Bay	1991
122	N.Y. Giants	1999
121	Tampa Bay*	1990
120	N.Y. Giants	1992
120	Washington	1998
118	Arizona	1998
117	N.Y. Giants	1993
116	Arizona	1995
116	Minnesota**	1996
114	Philadelphia**	1993
114	San Francisco**	1993
114	Denver	1995
114	Philadelphia	1999
113	Philadelphia	1996
112	Cleveland	1991
112	Washington	1991
112	New Orleans	1991
112	Phoenix	1992
112	Cleveland	1994
112	Arizona	1996
112	Carolina	1998
112	Arizona	2000
110	Oakland	1995
110	Philadelphia	1998
110	N.Y. Jets	1999
110	New Orleans	1999
109	Pittsburgh	1991
109	Washington	1999
109	Atlanta	1999
108	Buffalo**	1993
108	Philadelphia	1995
107	Washington	2001
106	Philadelphia	1994
106	Green Bay	1995
105	Chicago**	1991
104	Indianapolis	1993
104	Minnesota	1993
103	Phoenix	1990
103	N.Y. Giants	1995
103	Miami	1999
102	Jacksonville	2000
102	Washington	2001
101	Indianapolis	1996
101	Philadelphia	1998
100	San Francisco	1995
100	Minnesota	2000

\* First NFL 100-Yard Game

\*\*Postseason

first touchdown reception since Dec. 10, 1994 against Cleveland. He scored his first rushing touchdown of the season the next week against Indianapolis (9/15) while adding his first 100-yard rushing day of the season with 101 yards on 26 carries. His 25 yards on 15 carries at Buffalo (9/22) was his lowest rushing total since Oct. 9, 1994 against Arizona, and he suffered bruised ribs in the game. Smith topped the 2,000-yard receiving mark for his career at Philadelphia (9/30) when he had three receptions for 30 yards. He also added 92 yards and a touchdown on 22 carries while nursing sore ribs. With 112 yards rushing against Arizona (10/13), Smith recorded his 44th career 100-yard rushing day and topped Dorsett's club-record of 43. Included in his 21 carries were career rushing scores No. 100 and 101, making him the fifth player in NFL history to rush for 100 touchdowns. He recorded three more touchdowns against Atlanta (10/20), two rushing and one receiving, while leading the team in rushing for the 33rd consecutive game – breaking his club mark of 32 set from 1990-92. At Miami (10/27), Smith had a season-high seven receptions, including one for a score, his third receiving touchdown of the season after having four receiving touchdowns in his first six seasons combined. Smith had his third 100-yard rushing day of the season with 113 yards and two touchdowns on 24 carries against Philadelphia (11/3). A game-long 16-yard run in overtime at San Francisco (11/10) set up the game-winning field goal at the 49ers 12-yard line. Smith recorded season-highs of 155 yards, three touchdowns and 29 carries against Washington (11/28). The 155 yards put him over the 1,000-yard mark for the sixth consecutive season, and he became the 12th player in NFL history to top the 10,000-yard mark for a career. He also moved past Jim Brown (106) into third on the NFL's all-time rushing touchdown list with 108. Smith recorded a season-high 55 yards receiving, on five receptions, and another 85 rushing on 27 carries against New England (12/15). Smith's club-record streak of consecutive games leading the team in rushing (which dated to Oct. 9, 1994 when Lincoln Coleman led the team against Arizona) was snapped at 41 when he was inactive in the season finale at Washington (12/22). In the Cowboys wild card playoff win over Minnesota (12/28), he rushed for 116 yards on 17 carries, giving him a 6.8 yards-per-carry average, which was a postseason career-high and the third best in team history. He picked up two touchdowns, giving him a NFL record 18 postseason rushing scores, and he tied the then NFL mark for career postseason touchdowns with 20. He also scored in his eighth consecutive postseason game and logged his seventh career 100-yard rushing day, both NFL postseason records. Following the season, Smith had surgery to remove three bone fragments from his right ankle.

**1995:** The 1995 season was a record breaking year for Smith as he established a NFL mark for touchdowns in a season with 25, topping John Riggins' mark of 24 set in 1983. Smith became only the fourth player to lead the NFL in touchdowns for three-or-more seasons in his career, joining Don Hutson (eight seasons), Jim Brown and Lance Alworth (three). In recording his fifth-straight 1,000-yard season, Smith led the NFL in rushing with 1,773 yards, the 10th best rushing season in NFL history at the time, and the fourth time in five years he had captured the league's rushing crown. He also led the NFL in total yards from scrimmage (2,148), rushing attempts (377) and scoring (150 points) – the first non-kicker to lead the league in scoring since Jerry Rice in 1987 (he became the first non-kicker to ever lead Dallas in scoring in back-to-back seasons). All these on-field contributions earned Smith consensus All-Pro honors for the fourth straight season (first Dallas offensive player chosen four straight times since Ralph Neely from 1966-69) and his sixth consecutive Pro Bowl selection, joining Mel Renfro as the only Dallas players selected in each of their first six seasons in the league. Smith opened the season by taking his first carry 60 yards for a touchdown at the N.Y. Giants (9/4) and earning NFC Offensive Player of the Week honors. In that game, he rushed for 163 yards and four touchdowns, tying the club record for touchdowns in a game, and he broke Dorsett's club record of 72 career rushing scores by logging touchdowns number 72, 73, 74 and 75. Smith came back the next week against Denver (9/10) to run for 114 yards and record his 80th career touchdown, reaching that mark in his 79th career game, faster than Brown's NFL record of 81 games. A touchdown was again Smith's calling card at Minnesota (9/17) when he reached the end zone in the fourth quarter to put Dallas ahead 17-10 and again in overtime with the game-winning score on a 31-yard run. On the day, he had 150 yards, including 123 yards and both touchdowns on 12 second half carries, and earned NFC Offensive Player of the Week honors. Smith rounded out September, a





month in which he would earn NFC Offensive Player of the Month honors, with his fourth-consecutive 100-yard day, a 116 yard effort against Arizona (9/24). In posting four-straight 100-yard days, Smith tied Dorsett's club record, and with two rushing touchdowns, he extended his club record by scoring in his 11th consecutive game (tying Lenny Moore of the Colts for the third longest streak in NFL history). Late in the Cardinals game, he suffered a bruised ulnar nerve and ruptured bursa sac in his left elbow, but he bounced back at Washington (10/1) to rush for 95 yards and led the team with a season-high eight receptions. He had a season-high 31 carries for 106 yards and two touchdowns against Green Bay (10/8) before establishing a new club record with his 87th and 88th career touchdowns at San Diego (10/15). When the Cowboys traveled to Atlanta (10/29), Smith became the 20th player in NFL history to surpass the 8,000-yard mark for his career when he rushed for a season-high 167 yards. He recorded his second-consecutive 150-yard rushing day, fourth of the season, with 158 yards and two scores on 27 carries against Philadelphia (11/6). When the Cowboys visited Oakland (11/19), Smith visited the end zone three times while adding 110 yards rushing, his ninth 100-yard rushing day of the season – tying Dorsett's club record for 100-yard

Smith's assault on the record books in 1995 included the following Cowboys single season records:

	New Mark	Old Mark	
Rushing Yards	1,773	1,713	(Smith, 1992)
Rushing Attempts	377	373	(Smith, 1992)
100-yard Rushing Games	11	9	(Dorsett, 1981)
Touchdowns	25	22	(Smith, 1994)
Rushing Touchdowns	25	21	(Smith, 1994)
Points	150	132	(Smith, 1993-94)
Consecutive Games w/ TD	11	9	(Smith, 1992)
Rushing/Receiving Yards	2,148	2,048	(Smith, 1992)
Rushing/Receiving Attempts	439	432	(Smith, 1992)

games in a season. Smith left the Thanksgiving Day game against Kansas City (11/23) in the third quarter with a sprained left knee, but not before scoring his 21st rushing touchdown of the season to tie his club record. He bounced back from the sprain the following week to set a club record with his 22nd touchdown of the season while gaining 91 yards on 21 carries against Washington (12/3). With 108 yards and a touchdown at Philadelphia (12/10), Smith logged his 10th 100-yard rushing day of the season to set a new club record, while also scoring his 23rd touchdown of the year and 138th point, also club records. The next week against the N.Y. Giants (12/17), Smith tied the NFL record with his 24th touchdown of the season, and his 103 yards rushing gave him his 11th 100-yard day of the season, extending his club record and tying the second most in a season in NFL history. The final record-breaking touchdown of the regular-season came on Christmas night at Arizona (12/25) when Smith logged his 25th rushing touchdown of the season, tying his club record with a touchdown in his 11th consecutive game. In the postseason opener against Philadelphia (1/7/96), Smith rushed for 99 yards and a touchdown to become the fifth player in NFL history to accumulate 1,000 postseason rushing yards in a career. In the NFC Championship Game against Green Bay (1/14/96), Smith tied a career-high and set a Dallas postseason record with 35 carries, and he set a new club record with three touchdowns, including two key fourth quarter scores to give Dallas the lead and the win. He ran for 150 yards and recorded a club-record with 37 combined rushing/receiving attempts. When Dallas captured the Super Bowl XXX title with a win over the Pittsburgh Steelers (1/28/96), Smith capped the season with two second half touchdowns to give Dallas a 27-17 win.

**1994:** Smith had one of the league's best scoring seasons in 1994, accumulating an NFL high 22 touchdowns and tying for second in scoring (132 points), and along the way, he became the first non-kicker to lead Dallas in scoring since Bob Hayes and Dan Reeves tied for the team lead in 1967. His 22 total touchdowns, 21 rushing touchdowns and 132 points were all Dallas single-season club-records at the time, and his 22 total touchdowns tied the fourth highest single-season mark in league history. He also ground out the third-highest rushing total in the league at 1,484 yards on a league-high 368 carries. Despite touching the football 449 times on carries and catches, Smith did not lose a fumble all year. He also finished third in the NFL in total yards from scrimmage with 1,825, accomplishing all these feats despite struggling with hamstring injuries that kept him out of all or part of five games during the season. Smith opened the season with a bang at Pittsburgh (9/4), recording a season-high 171 yards rushing and one touchdown on 31 carries against a Steelers' defense that would finish second in the NFL in total defense. In just his 65th career game, Smith passed the 6,000-career yard mark with 143 yards against Detroit (9/19). It was the fastest a Dallas runner had ever reached that mark (Dorsett in 73 games was the previous mark). Smith also added a season-high seven receptions against Detroit to lead the team. In back-to-back games at Washington (10/2) and against Arizona (10/9), Smith notched two first-half rushing touchdowns, despite pulling a hamstring in the first half against the Redskins that limited him to nine carries and 22 yards against the Cardinals. Smith moved past Don Perkins (6,217 yards) and into second place on the Cowboys all-time rushing list with 106 yards against Philadelphia (10/16) – his fifth straight 100-yard game against the Eagles and a club record for consecutive 100-yard games against one opponent. When the Cowboys traveled to Cincinnati (10/30), Smith had a nine game touchdown streak and seven game rushing touchdown streak stopped when he was held out of the end zone, despite rushing for 92 yards. Smith established a club-record with 35 carries against the N.Y. Giants (11/7), while scoring two touchdowns and picking up 163 yards. The next week at San Francisco (11/13), Smith moved into second on the club's all-time carry list, passing the 1,500 career carry mark in his 72nd career game. Smith moved past the 1,000-yard mark for the fourth consecutive season with 85 yards and two touchdowns against Washington (11/20), and four days later on Thanksgiving Day against Green Bay (11/24), Smith amassed 208 total yards (113-rushing, 95-receiving) on 38 carries and catches while scoring twice. His 95 yards receiving were a season-high and included a season-long 68-yard catch. When Smith reached the end zone twice at Philadelphia (12/4), it gave him 19 touchdowns for the season, breaking the single-season club-record. The following week against Cleveland (12/10), Smith became the first back to top the 100-yard rushing barrier against the Browns in 1994 when he picked up 112 yards and a touchdown. He also added his first receiving score of the year, marking the sixth consecutive week he had posted two scores. Smith picked up 74 yards and





his 22nd touchdown of the season at New Orleans (12/19) before pulling his left hamstring late in the third quarter. Smith missed the first start of his career due to injury in the season finale at the N.Y. Giants (12/24), but he returned to action in the Cowboys playoff win over Green Bay (1/8/95), picking up 44 yards on seven first quarter carries (6.3 avg.) before re-aggravating his left hamstring. Nursing that sore hamstring, Smith picked up 74 yards and two touchdowns on 20 carries at San Francisco (1/15/95) in the NFC Championship Game before pulling his right hamstring in the fourth quarter. An All-Pro for the third straight year, that injury kept Smith from playing in his fifth-consecutive Pro Bowl, despite being selected.

**1993:** The list of honors and awards for Smith from 1993 goes on and on following one of the most outstanding performances by a running back in league history. Recipient of the NFL MVP Award from: Associated Press, *The Sporting News*, Pro Football Writers of America, Miller Lite, the ESPN "ESPY" Awards, *Pro Football Weekly* and *Pro Football Digest*. United Press International, *Pro Football Weekly* and *College & Pro Football News* weekly named him NFL Offensive Player of the Year. Smith also received the Bert Bell Award from the Maxwell Club as the Player of the Year; consensus All-Pro honors; NFL Alumni Running Back of the Year recognition and the Super Bowl XXVIII MVP award. Smith became only the fourth player to win three straight league rushing titles and the first since Earl Campbell turned the trick from 1978-80 (Jim Brown 1957-61 and 1963-65 and Steve Van Buren 1947-49). Smith also led the NFL in total yards from scrimmage with 1,900 (1,486 rushing/414 receiving), outdistancing runner-up Thurman Thomas of Buffalo (1,702) by almost 200 yards, and with a 5.3 yards-per-carry average, the highest average by a Dallas running back since Duane Thomas posted a 5.3 average in 1970. Second on the team with 57 receptions, Smith finished fourth in the NFC in catches among running backs. He missed the first two regular season games and three starts because of contract negotiations, signing his contract on Sept. 16 and seeing limited action at Phoenix (9/19). Smith returned to the starting line-up against Green Bay (10/3) and, in his 50th career game, became only the fifth Dallas running back to reach the 1,000 career carry mark – the fastest to that point of any running back in team history. Smith recorded his first 100-yard rushing day of the season with 104 yards on 25 carries at Indianapolis (10/10). He established a new club-record with 237 yards rushing (on 30 carries) at Philadelphia (10/31) to nab NFC Offensive Player of the Week honors and post the highest rushing total in the NFL in 1993. That day in Philadelphia, he eclipsed Dorsett's club mark of 206 yards set against the Eagles (12/4/77) and tied Jim Brown for the sixth best single-game rushing performance in NFL history. It was also the highest single-game rushing total in the NFL since Walter Payton ran for 275 yards against Minnesota on Nov. 20, 1977. His 62-yard touchdown run to finish the game was the Cowboys' longest run of the season. The next week when Aikman went down with a pulled hamstring against the Giants (11/7), the Cowboys offense turned to Smith to carry the load. He responded with 182 yards of total offense against Phoenix (11/14) (24 carries, 80 yards, one touchdown and four receptions for 102 yards), including a career-long 86-yard catch from Bernie Kosar. It was his second career 100-yard receiving day. Things didn't go as well the following week when he suffered a bruised right quadricep at Atlanta (11/21) in the second quarter and missed the remainder of game. He finished with a career-low one carry for one yard. Despite the injury, he ran for 51 yards on 16 carries and added 46 yards on nine receptions four days later against Miami (11/25) on Thanksgiving Day. In that game, he moved past the 5,000-yard barrier in his 57th career game – the fastest ever by a Dallas back. Smith went on to garner the NFC Offensive Player of the Month award for December, the third consecutive December he had won the award. During Dallas' final five game march to the playoffs, Smith amassed 115 carries for 688 yards (6.0 average) and two touchdowns to go along with 24 receptions for 142 yards and a touchdown. He started the streak by recording the second highest rushing total ever by a Cowboy at Texas Stadium with 172 yards on 24 carries against Philadelphia (12/6). For the season, Smith logged 409 yards rushing in two games against Philadelphia to join O.J. Simpson (469 yards rushing against New England in 1973) as the only players to record over 400 yards rushing against one opponent in the same season. Including that game against Philadelphia, Smith would record three days with over 150 yards rushing in the final five weeks. The second of those came against the Redskins (12/26) when he ran for 153 yards, and the third came in one of the most memorable games in Cowboys history when Smith carried Dallas to the NFC East title in a 16-13 overtime win at the N.Y. Giants (1/2/94). Despite separating his right shoulder late in the second quarter – an injury that required surgery March 1, 1994 – Smith ran for 168 yards and caught 10 passes for another 61 yards to establish a club record for rushing-receiving attempts in a game at 42. Smith gained 78 yards on 17 carries/catches after the injury, including 41 yards on nine runs/receptions in Dallas' 12-play, 52-yard drive to the game winning field goal in overtime. In the two playoff games leading up to Super Bowl XXVIII, Smith struggled with his injury, but still managed 148 yards against Green Bay (1/16/94) and San Francisco (1/23/94). It was in Super Bowl XXVIII against Buffalo (1/30/94) where Smith capped his storybook season, capturing MVP honors for leading Dallas to its second consecutive NFL title. For the second consecutive year, he topped the 100-yard rushing mark in the Super Bowl, gaining 132 yards – 91 yards and two touchdowns in the second half as Dallas scored 24 unanswered points. It was the 100th 100-yard rushing day of Smith's football career (high school, college, pro). Following the season, Smith was selected to his fourth consecutive Pro Bowl.

**1992:** Smith first set Dallas records with 1,713 rushing yards, 18 rushing touchdowns and 19 total touchdowns, while leading the league in all three categories. Smith posted the 11th best rushing season in NFL history at the time and was the first NFL player since Walter Payton in 1984-85 with consecutive 1,500-yard rushing seasons. Not to limit his heroics to the ground, Smith also posted 59 receptions, tops in the NFC and third in the NFL among running backs, for 335 yards. Smith's 2,048 yards from scrimmage set a new Dallas record, led the NFC and was second in the NFL. Smith also established a Dallas mark for rushing attempts with 373 and rushing/receiving attempts with 432. Smith opened the season with 140 yards on the ground in a Monday night win over the defending Super Bowl champion Redskins (9/7), earn-





ing NFC Offensive Player of the Week honors and becoming the first player to rush for over 100 yards against the Redskins in three consecutive games. He had a streak of five straight games with over 100 yards rushing at Texas Stadium snapped against Seattle (10/11). Smith had surpassed the previous club mark of four straight 100-yard rushing performances at home against Phoenix (9/20). After bruising his hip in the third quarter against the Raiders (10/25), he missed two plays but returned to rush for 79 yards and two touchdowns, giving him 152 yards and three touchdowns on the day. His three touchdowns at the Raiders, which he would match two weeks later at Detroit (11/8), tied for the NFC-high in 1992 and earned him NFC Offensive Player of the Week honors. Smith started November, a month in which he would earn NFC Offensive Player of the Month honors, facing a tough Philadelphia defense (11/1) which was ranked first in the NFL in yards allowed going into the game. Smith broke loose for 163 yards, becoming the first 100-yard rusher against the Eagles in 53 games, a streak that dated back to Sept. 17, 1989. Smith had his team-record 34-game streak of leading the team in rushing yards end against the Lions (11/8). Against the Rams (11/15), Smith matched Dorsett's 1981 record by reaching 1,000 yards rushing in a season in 10 games, the fewest in team history. A week later, Smith demonstrated his versatility when he hauled in a career-high 12 passes at Phoenix (11/22), which were the second most in team history. On Thanksgiving Day against the Giants (11/26), Smith recorded a season-long 68-yard touchdown run and a season-long 26-yard touchdown catch. With Denver Head Coach Dan Reeves watching from across the field, Smith tied the single-season touchdown mark Reeves had established in 1966 by popping into the end zone with 2:47 remaining to give the Cowboys a 31-27 come-from-behind win over the Broncos (12/6). Smith wrapped up the regular season with 174 yards rushing at Atlanta (12/21), a NFC-high for 1992, and 131 yards against Chicago (12/27), earning NFC Offensive Player of the Week honors and claiming the league rushing title. For his late season display, he was named NFC Offensive Player of the Month for December, making him the first NFL player to earn the honor in consecutive months. He strung together three 100-yard rushing games in the playoffs (114 against the Eagles, 114 against the 49ers and 108 against Buffalo). His three straight postseason 100-yard rushing days established a club record and tied for the third longest postseason streak in league history. With his performance against Buffalo in Super Bowl XXVII (1/31/93), Smith became the first Dallas player to rush for 100 yards in a Super Bowl. After the season, Smith earned consensus All-Pro and All-NFC honors.

**1991:** Smith first led the NFL in rushing in 1991 when he gained 1,563 yards, becoming the first Cowboys player to lead the league in rushing. At 22 years and seven months of age, he became the youngest player in league history and 28th overall to rush for over 1,500 yards in a season, and that performance helped earn him a starting spot in the Pro Bowl. He led the NFL with 365 carries, the third youngest player to reach the 500 carry plateau, joining Walter Payton and Barry Sanders as the only players to do so before their 23rd birthday. His eight 100-yard rushing games in 1991 were the second most in team history. Smith scored on a career-long 75-yard dash, the longest run in the NFC in 1991, and averaged a career-high 10.2 yards-per-carry in posting a 112 yard rushing game against Washington (9/9). Slowed by a stomach virus most of the game, he was still able to come off the bench to record a team-high eight receptions, including his first career touchdown catch. Against Phoenix (9/22), Smith earned NFC Offensive Player of the Week honors by putting together the fourth best rushing day in Cowboys history with 182 yards rushing and two touchdowns, including a 60-yard touchdown run. With his 75- and 60-yard runs, Smith became the second player in team history to have more than one 60-yarder in the same season (Dorsett had 84- and 77-yard runs in 1977). Smith played five games against the top three run defenses in the league (No. 1 - Philadelphia, No. 2 - New Orleans and No. 3 - Washington), but against the Redskins (11/24), Smith rushed for 132 yards on 34 carries, his second 100-yard game against the Redskins in 1991 and the only two 100-yard games allowed by the Super Bowl Champions. Four days later, he gained 109 yards against Pittsburgh (11/28), and the following week, he became the only player to gain 100 yards rushing against the Saints (12/8) by picking up 112 yards. With three straight 100-yard rushing games, Smith matched the second longest streak in team history. Smith's 160 yards and two touchdowns rushing against Atlanta (12/22) allowed him to surpass Sanders and Thomas to win the league rushing title. Smith also finished second in the NFC (third in the NFL) in yards from scrimmage, second in the NFL in touchdowns (13) and rushing touchdowns (12). For all his late season heroics in the Cowboys playoff drive, Smith was named NFC Offensive Player of the Month for December. He opened the playoffs in Chicago (12/29) with 105 yards against a Bears' team that had never allowed a running back to go over the century mark in postseason play, a record dating back to 1932 and spanning 27 games.

**1990:** Despite missing training camp and the preseason in 1990, Smith finished fifth in the NFC and 10th in the NFL with 937 rushing yards, tops among rookies. In addition, his 11 rushing touchdowns led NFL rookies, placed third in the NFC and fifth in the NFL. Smith earned his first professional start against the Giants (9/16) after little more than a week with the club, and the following week at Washington (9/23), he scored his first NFL touchdown. Smith's 241 carries broke Dorsett's rookie club record of 208 carries set in 1977, and his three 100-yard rushing games were the second most ever by a Cowboys' rookie. A vital part of the Cowboys four-game win streak late in the season, Smith caught four passes for a career-high 117 yards against the Rams (11/18) in game one of the streak. Four days later, he scored on a 48-yard scamper on his way to a season-high 132 yards rushing against Washington (11/22). Facing Phoenix (12/16), Smith rushed for 103 yards and a career-high four touchdowns to tie the club record for rushing and total touchdowns in a game. The first rookie halfback to start for the Cowboys since Ron Springs in the 1979 season opener, Smith was named NFL Offensive Rookie of the Year by AP, *Football News*, *Pro Football Weekly* and Pro Set Trading Cards and was a consensus All-Rookie selection. He also became the first Cowboys player to participate in the Pro Bowl since Herschel Walker in 1988.





**COLLEGE:** An All-America and three time All-SEC selection at Florida, Smith established 58 school records in three seasons, including a career rushing mark of 3,928 yards. He surpassed the 1,000-yard rushing mark in his seventh game, earlier than any player in college football history. He also became the second freshman to finish in the top 10 in the Heisman Trophy balloting (Herschel Walker was the other) and earned Freshman of the Year honors from UPI and *The Sporting News*. In 1989, he set a school single-game rushing mark with 316 yards against New Mexico on his way to a school-record 1,599 yards rushing for the season. In three seasons, he became the fifth leading all-time rusher in SEC history and led the Gators in receiving two-of-the-three seasons.

**PERSONAL:** Emmitt J. Smith, III was a consensus All-America running back and prep Player of the Year by *Parade Magazine* and *USA Today* as a senior at Escambia, Fla., High School. He posted the third highest career rushing and scoring totals in national high school history with 8,804 yards and 106 touchdowns. He also averaged 7.8 yards-per-carry, ran for over 100 yards 45 times and recorded only six fumbles. In 1986, he represented the nation's prep football players at the White House as part of the "Just Say No" anti-drug campaign. Smith returned to the White House in June 2002 to be appointed to the President's Council on Physical Fitness and Sports. He was the Cowboys' United Way spokesman in 1994-95. Smith has supported 100 Black Men of Pensacola, Pensacola Family Care, Boys Clubs of Pensacola, Big Brothers/Big Sisters, The Kidney Foundation, Oak Cliff, Tex., Little League, Buckner Children's Home of Texas and The Theater Arts for Youth. From 1992-98, the Emmitt Smith Charity Golf Tournament was played each spring in Pensacola. He was a Miller Lite NFL Player of the Year finalist in 1991, 1992, 1994 and 1995 and the 1993 winner, donating all money received through the awards to the Sickle Cell Anemia Foundation. In 1997 House Majority Leader Dick Army presented Smith with the inaugural Freedom Works Award, which "recognizes citizens who's service to their community makes this country a better place." One of Smith's main focuses off the field is working with and aiding youth and children. In July 2002, he was presented the Children's Medical Center/Athlete Role Model Award from the Dallas All-Sports Association. Smith co-founded the Open Doors Foundation, a not-for-profit supporting organization whose mission is to empower underserved youth to achieve. He has also worked with children through the Make-A-Wish Foundation, hosting many visits with children at the club's Valley Ranch practice facility during the season. The Salvation Army, American Lung Association, the Battered and Abused Children's Foundation and B.A.D. (Boxers Against Drugs). He has also hosted an annual "Feed The Children" holiday food drive, which supported over 3,000 families in the Dallas/Fort Worth and Pensacola areas. As the national spokesman for the Starter/JC Penney "Take A Player to School Program," Smith made numerous speaking engagements at schools in the Dallas/Fort Worth area and in Pensacola. Smith also was the ambassador for the NFL's F.A.C.T. trading card program and the 1996 spokesman for the Texas War on Drugs. In May 1994, a celebrity 25th birthday party was held for Emmitt with proceeds from a fundraising auction given to the "I Have a Dream" Foundation. Smith also plans to auction off a special collection of his touchdown footballs to raise money for charity. He has three brothers - Erik, Emory and Emil - and two sisters - Marsha and Connie. Emory, a fullback, was a member of the Cowboys practice squad in 1997. Emmitt received his degree in Public Recreation from the University of Florida in May 1996. He and wife Pat live in Addison, TX, with their daughters, Rheagan and Jasmin, and son Emmitt James Smith IV who was born on May 15, 2002, Smith's 33rd birthday.

## SMITH'S COWBOYS TOTALS

Rushing						Receiving					
Year	No.	Yds.	Avg.	Long	TD	Year	No.	Yds.	Avg.	Long	TD
1990	241	937	3.9	48	11	1990	24	228	9.5	57	0
1991	365	1,563	4.3	75	12	1991	49	258	5.3	14	1
1992	373	1,713	4.6	68	18	1992	59	335	5.7	26	1
1993	283	1,486	5.3	62	9	1993	57	414	7.3	86	1
1994	368	1,484	4.0	46	21	1994	50	341	6.8	68	1
1995	377	1,773	4.7	60	25	1995	62	375	6.0	40	0
1996	327	1,204	3.7	42	12	1996	47	249	5.3	21	3
1997	261	1,074	4.1	44	4	1997	40	234	5.9	24	0
1998	319	1,332	4.2	32	13	1998	27	175	6.5	24	2
1999	329	1,397	4.2	63	11	1999	27	119	4.4	14	2
2000	294	1,203	4.1	52	9	2000	11	79	7.2	19	0
2001	261	1,021	3.9	44	3	2001	17	116	6.8	22	0
Totals	3,798	16,187	4.3	75	148	Totals	470	2,923	6.2	86	11
Playoffs						Playoffs					
1991	41	185	4.5	19	1	1992	1	2	2.0	2	0
1992	71	336	4.7	38	3	1992	13	86	6.6	18	1
1993	66	280	4.2	15	3	1993	13	138	10.6	28	1
1994	27	118	4.4	14	3	1994	4	8	2.0	5	0
1995	74	298	4.0	25	6	1995	6	60	10.0	22	0
1996	39	196	5.0	37	2	1996	7	24	3.4	15	0
1998	16	74	4.6	32	0	1998	1	10	10.0	10	0
1999	15	99	6.6	65	1	1999	1	14	14.0	14	0
Totals	349	1,586	4.5	65	19	Totals	46	342	7.4	28	2

## Single-Game Bests

Rush Yards - 237 @ Philadelphia, 10/31/93  
 playoffs - 150 vs. Green Bay, 1/14/96  
 Rush Attempts - 35 vs. N.Y. Giants, 11/7/94  
 playoffs - 35 vs. Green Bay, 1/14/96  
 Rush Average - 10.8 @ Minnesota, 11/8/99  
 playoffs - 6.8 vs. Minnesota, 12/28/96  
 Rush Touchdowns - 4 twice, vs. Phoenix, 12/16/90; and  
 @ N.Y. Giants, 9/4/95  
 playoffs - 3 vs. Green Bay, 1/14/96

Long Rush - 75t vs. Washington, 9/9/91  
 playoffs - 65 @ Minnesota, 1/9/00  
 Receptions - 12 @ Phoenix, 11/22/92  
 playoffs - 7 twice, @ San Francisco, 1/17/93;  
 and vs. San Francisco, 1/23/94  
 Yards Receiving - 117 @ L.A. Rams, 11/18/90  
 playoffs - 85 vs. San Francisco, 1/23/94  
 Long Reception - 86 vs. Phoenix, 11/14/93  
 playoffs - 28 vs. San Francisco, 1/23/94



## SMITH'S COWBOYS TOTALS (cont.)

## NFL ALL-TIME TOUCHDOWN LEADERS

Career Touchdowns	Career Rushing Touchdowns
1. 196 Jerry Rice	1. 148 EMMITT SMITH
2. 159 EMMITT SMITH	2. 123 Marcus Allen
3. 145 Marcus Allen	3. 110 Walter Payton
4. 126 Jim Brown	4. 106 Jim Brown
5. 125 Walter Payton	5. 101 John Riggins

## NFL CAREER COMBINED NET YARDS LEADERS

No.	Name	Total
1.	Walter Payton	21,803
2.	Jerry Rice	21,017
3.	Brian Mitchell	20,263
4.	EMMITT SMITH	19,110
5.	Barry Sanders	18,308

## NFL CAREER RUSHING LEADERS

No.	Name	Yrs.	Att.	Yards	Avg.	TD
1.	Walter Payton	13	3,838	16,726	4.4	110
2.	EMMITT SMITH	12	3,798	16,187	4.3	148
3.	Barry Sanders	10	3,062	15,269	5.0	99
4.	Eric Dickerson	11	2,996	13,259	4.4	90
5.	Tony Dorsett	12	2,936	12,739	4.3	77

## SMITH'S 148 RUSHING TOUCHDOWNS

Yardage	By Quarters
70-79 yards	1
60-69 yards	5
50-59 yards	0
40-49 yards	1
30-39 yards	4
20-29 yards	8
10-19 yards	10
5-9 yards	22
4 yards	18
3 yards	17
2 yards	18
1 yard	44

## NFC/AFC

NFC Opponents	121
AFC Opponents	27

## Home/Away

Home	84
Away	74

By Quarters	
1st Quarter	35
2nd Quarter	41
3rd Quarter	34
4th Quarter	37
Overtime	

By Halves	
1st Half	76
2nd Half	71
Overtime	1

## RUSHING TOUCHDOWNS PER GAME (185 career games)

2	- Games with four touchdowns
25	- Games with three touchdowns
25	- Games with two touchdowns
69	- Games with one touchdown
61	- Games with zero touchdowns

## TOTAL TOUCHDOWNS PER GAME (185 career games)

2	- Games with four touchdowns
8	- Games with three touchdowns
27	- Games with two touchdowns
73	- Games with one touchdown
64	- Games with zero touchdowns

## SMITH'S REGULAR SEASON TOP 10

## Yards Rushing

237	- @ Philadelphia, 10/31/93 (30 atts.)
182	- @ Phoenix, 9/22/91 (23 atts.)
174	- @ Atlanta, 12/21/92 (24 atts.)
172	- vs. Philadelphia, 12/6/93 (23 atts.)
171	- @ Pittsburgh, 9/4/94 (31 atts.)
168	- @ N.Y. Giants, 1/2/94 (32 atts.)
167	- @ Atlanta, 10/29/95 (26 atts.)
163	- vs. Philadelphia, 11/1/92 (30 atts.)
163	- vs. N.Y. Giants, 11/7/94 (35 atts.)
163	- @ N.Y. Giants, 9/4/95 (21 atts.)
163	- vs. N.Y. Giants, 11/8/98 (29 atts.)

## Rushing Attempts

35	- vs. N.Y. Giants, 11/7/94
34	- @ Washington, 11/24/91
32	- @ Cleveland, 9/1/91
32	- @ Green Bay, 10/6/91
32	- vs. Pittsburgh, 11/28/91
32	- vs. Atlanta, 12/22/91
32	- @ N.Y. Giants, 1/2/94
32	- vs. Green Bay, 11/24/94
31	- @ Pittsburgh, 9/4/94
31	- vs. Green Bay, 10/8/95
31	- vs. Miami, 11/25/99

## SMITH'S CAREER TEAM-BY-TEAM (Regular Season)

Year	Games	Att.	Rushing Yds.	Avg.	Long	TD	Yds/Gm	No.	Receiving Yds.	Avg.	Long	TD
Arizona	24	512	2,204	4.3	601	25	91.8	54	425	7.9	86	0
Atlanta	7	143	695	4.9	41	9	99.3	16	70	4.4	13	1
Baltimore	1	11	48	4.4	15	0	48.0	1	9	9.0	9	0
Buffalo	1	15	25	1.7	6	1	25.0	3	17	5.7	14	0
Carolina	3	47	247	5.3	32	2	82.3	13	66	5.1	19	0
Chicago	4	67	322	4.8	311	1	80.5	5	14	2.8	8	0
Cincinnati	4	73	238	3.3	15	2	59.5	5	46	9.2	19	0
Cleveland	2	58	224	3.9	26	1	112.0	11	58	5.3	13	1
Denver	4	81	278	3.4	21	3	69.5	13	94	7.2	20	0
Detroit	4	82	353	4.3	32	5	88.3	23	66	5.1	19	0
Green Bay	6	139	567	4.1	30	6	94.5	24	153	6.4	68	0
Indianapolis	3	73	298	4.1	20	4	99.3	9	59	6.6	16	0
Jacksonville	2	48	177	3.7	18	1	88.5	11	87	7.9	17	1
Kansas City	3	56	193	3.4	151	2	64.3	16	90	5.6	14	1
Miami	3	69	228	3.3	28	0	76.0	17	85	5.0	17	0
Minnesota	5	82	538	6.6	631	8	107.6	8	65	6.1	21	0
New England	2	46	160	3.5	16	0	80.0	11	36	3.3	9	0
New Orleans	5	104	387	3.7	17	3	77.4	73	437	6.0	261	3
N.Y. Giants	22	441	1,858	4.2	681	18	84.5	7	50	7.1	141	1
N.Y. Jets	3	54	256	4.7	22	0	85.3	9	58	6.4	15	0
Oakland	4	95	346	3.6	261	7	86.5	46	307	6.7	26	0
Philadelphia	24	514	2,384	4.6	621	13	99.3	9	47	5.2	12	0
Pittsburgh	3	89	349	3.9	46	2	116.3	6	125	20.8	57	0
St. Louis	2	40	134	3.4	29	1	67.0	5	15	3.0	6	0
San Diego	3	41	155	3.8	16	2	51.7	21	129	6.1	20	0
San Francisco	8	147	579	3.9	33	5	72.4	3	8	8.0	8	0
Seattle	3	51	191	3.7	18	2	63.7	1	2	0.7	11	0
Tampa Bay	4	72	289	4.0	16	2	72.3	11	73	6.6	22	0
Tennessee	4	61	181	3.0	14	1	45.3	59	280	4.7	24	1
Washington	22	487	2,283	4.7	751	23	103.8					





## SMITH GAME-BY-GAME

1990

	Rushing					Receiving				
	No.	Yds.	Avg.	Long	TD	No.	Yds.	Avg.	Long	TD
W-San Diego 9/9	2	2	1.0	1	0					
L-N.Y. Giants 9/16	6	11	1.8	5	0	2	12	6.0	8	0
L-@ Washington 9/23	17	63	3.7	15	1	2	12	6.0	9	0
L-@ N.Y. Giants 9/30	12	28	2.3	6	1	4	38	9.5	17	0
W-Tampa Bay 10/7	23	121	5.3	16	1	2	-9	-4.5	-3	0
L-@ Phoenix 10/14	12	48	4.0	14	0	1	8	8.0	8	0
W-@ Tampa Bay 10/21	16	48	3.0	11	0					
L-Philadelphia 10/28	14	52	3.7	15	1					
L-@ N.Y. Jets 11/4	15	55	3.7	22	0	2	3	1.5	6	0
L-San Francisco 11/11	6	40	6.7	23	0	1	-4	-4.0	-4	0
W-@ L.A. Rams 11/18	21	54	2.6	12	0	1	17	29.3	57	0
W-Washington 11/22	23	132	5.7	48	2	2	5	2.5	4	0
W-New Orleans 12/2	20	85	4.2	17	1	1	3	3.0	3	0
W-Phoenix 12/16	24	103	4.3	11	4	1	12	12.0	12	0
L-@ Philadelphia 12/23	14	61	4.4	24	0	1	26	26.0	26	0
L-@ Atlanta 12/30	16	34	2.1	13	0	1	5	5.0	5	0

1991

W-@ Cleveland 9/1	32	112	3.5	12	0	6	36	6.0	13	0
L-Washington 9/9	11	112	10.2	75	1	8	42	5.3	11	1
L-Philadelphia 9/15	13	44	3.4	8	0	1	12	12.0	12	0
W-@ Phoenix 9/22	23	182	7.9	60	2	3	19	6.3	9	0
W-N.Y. Jets 9/29	18	67	3.7	16	1	8	8	8.0	8	0
W-@ Green Bay 10/6	12	122	3.8	26	0	7	21	3.0	14	0
W-Cincinnati 10/13	19	62	3.3	12	1	3	18	6.0	8	0
L-@ Detroit 10/27	16	66	4.1	15	0	3	4	1.3	3	0
W-Phoenix 11/3	22	62	2.8	10	3	3	12	4.0	5	0
L-@ Houston 11/10	12	49	4.1	14	0	5	29	5.8	11	0
L-@ N.Y. Giants 11/17	17	97	5.7	36	0	3	16	5.3	13	0
W-@ Washington 11/24	34	132	3.9	32	1					
W-Pittsburgh 11/28	32	109	3.4	14	1	3	19	6.3	10	0
W-New Orleans 12/8	27	112	4.1	10	0	2	9	4.5	7	0
W-@ Philadelphia 12/15	25	75	3.0	13	0					
W-Atlanta 12/22	32	160	5.0	24	2	1	13	13.0	13	0

## Playoffs

W-@ Chicago 12/29	26	105	4.0	18	1					
L-@ Detroit 1/5/92	15	80	5.3	19	0	1	2	2.0	2	0

1992

W-Washington 9/7	27	140	5.2	20	1	3	13	4.3	11	0
W-@ N.Y. Giants 9/13	23	89	3.9	14	1	8	55	6.9	20	0
W-Phoenix 9/20	26	112	4.3	22	1					
L-@ Philadelphia 10/5	19	67	3.5	14	0	2	5	2.5	7	0
W-Seattle 10/11	22	78	3.5	15	2					
W-Kansas City 10/18	24	95	4.0	14	1	4	35	8.8	15	0
W-@ L.A. Raiders 10/25	29	152	5.2	26	3	3	15	5.0	9	0
W-Philadelphia 11/1	30	163	5.4	51	0	1	9	9.0	9	0
W-@ Detroit 11/8	19	67	3.5	7	3	3	13	4.3	7	0
L-L.A. Rams 11/15	19	80	4.2	29	1	2	8	4.0	5	0
W-@ Phoenix 11/22	23	84	3.7	17	0	12	67	5.6	16	0
W-N.Y. Giants 11/26	17	120	7.1	68	1	6	41	6.8	26	1
W-@ Denver 12/6	26	62	2.4	10	1	6	45	7.5	20	0
L-@ Washington 12/13	25	99	4.0	18	0	5	16	3.2	7	0
W-@ Atlanta 12/21	24	174	7.3	29	2	2	5	2.5	4	0
W-Chicago 12/27	20	131	6.6	31	1	2	8	4.0	4	0

## Playoffs

W-Philadelphia 1/10/93	25	114	4.6	23	1					
W-@ San Francisco 1/17/93	24	114	4.8	28	1	7	59	8.4	16	1
W-Buffalo 1/31/93	22	108	4.9	38	1	6	27	4.5	18	0

1993

L-@ Washington 9/6										
L-Buffalo 9/12										
W-@ Phoenix 9/19	8	45	5.6	16	0	1	3	3.0	3	0
W-Green Bay 10/3	13	71	5.5	22	1					
W-@ Indianapolis 10/10	25	104	4.2	20	1	4	39	9.8	15	0
W-San Francisco 10/17	27	92	3.4	9	1	5	30	6.0	12	0
W-@ Philadelphia 10/31	30	237	7.9	62	1					
W-N.Y. Giants 11/7	24	117	4.9	24	2	6	43	7.2	20	0
W-Phoenix 11/14	24	80	3.3	15	1	4	102	25.5	86	0
L-@ Atlanta 11/21	1	1	1.0	1	0	4	9	2.3	6	0
L-Miami 11/25	16	51	3.2	10	0	9	46	5.1	13	0
W-Philadelphia 12/6	23	172	7.5	57	0	4	26	8.5	19	0
W-@ Minnesota 12/12	19	104	5.5	22	1	5	26	5.2	13	0
W-@ N.Y. Jets 12/18	20	91	4.6	12	0	2	11	5.5	6	0
W-Washington 12/26	21	153	7.3	35	1	3	18	6.0	13	0
W-@ N.Y. Giants 12/29	32	168	5.3	46	0	10	61	6.1	12	1

## Playoffs

W-Green Bay 1/16/94	13	60	4.6	14	0	2	27	13.5	22	0
W-San Francisco 1/23/94	23	88	3.8	9	1	7	85	12.1	28	1
W-Buffalo 1/30/94	30	132	4.4	15	2	4	26	6.5	10	0

1994

W-@ Pittsburgh 9/4	31	171	5.5	46	1	3	3	1.0	3	0
W-Houston 9/11	27	90	3.3	12	1	3	24	8.0	22	0
L-Detroit 9/19	29	143	4.9	32	1	7	49	7.0	19	0
W-@ Washington 10/2	16	48	3.0	8	2	2	5	2.5	6	0
W-Arizona 10/9	9	22	2.4	6	2	1	11	11.0	11	0
W-Philadelphia 10/16	26	106	4.1	12	1					
W-@ Arizona 10/23	21	76	3.6	23	1	2	10	5.0	6	0
W-@ Cincinnati 10/30	25	92	3.7	13	0	1	9	9.0	9	0



# EMMITT SMITH

## Smith, Game-By-Game, 1994 (cont.)


	No.	Rushing					No.	Receiving			
		Yds.	Avg.	Long	TD			Yds.	Avg.	Long	TD
W-N.Y. Giants 11/7	35	163	4.7	28	2		3	13	4.3	7	0
L-@ San Francisco 11/13	26	78	3.0	11	2		6	32	5.3	15	0
W-Washington 11/20	21	85	4.0	28	2		2	8	4.0	6	0
W-Green Bay 11/24	32	133	4.2	30	2		6	95	15.8	68	0
W-@ Philadelphia 12/4	25	91	3.6	17	2		4	39	9.8	23	0
L-Cleveland 12/10	26	112	4.3	26	1		5	22	4.4	10	1
W-@ New Orleans 12/19	19	74	3.9	14	1		5	21	4.2	9	0
L-@ N.Y. Giants 12/24											
DNP - hamstring											
<b>Playoffs</b>											
W-Green Bay 1/8/95	7	44	6.3	12	1		1	3	3.0	3	0
L-San Francisco 1/15/95	20	74	3.7	14	2		3	5	1.7	5	0
<b>1995</b>											
W-@ N.Y. Giants 9/4	21	163	7.8	60	4		1	0	0.0	0	0
W-Denver 9/10	26	114	4.4	15	1		4	35	8.8	14	0
W-@ Minnesota 9/17	20	150	7.5	45	2		6	12	2.0	8	0
W-Arizona 9/24	21	116	5.5	28	2		3	53	17.7	40	0
L-@ Washington 10/1	22	95	4.3	14	0		8	38	4.8	15	0
W-Green Bay 10/8	31	106	3.4	16	2		3	19	6.3	9	0
W-@ San Diego 10/15	22	68	3.1	15	2		5	15	3.0	6	0
W-@ Atlanta 10/29	26	167	6.4	41	1		5	30	6.0	12	0
W-Philadelphia 11/6	27	158	5.9	39	2		3	22	7.3	12	0
L-San Francisco 11/12	18	100	5.6	33	1		6	50	8.3	20	0
W-@ Oakland 11/19	29	110	3.8	13	3		3	22	7.3	15	0
W-Kansas City 11/23	18	56	3.1	15	1		3	11	3.7	9	0
L-Washington 12/3	21	91	4.3	11	1		4	16	4.0	9	0
L-@ Philadelphia 12/10	27	108	4.0	13	1		3	8	2.7	7	0
W-N.Y. Giants 12/17	24	103	4.3	23	1		2	6	3.0	3	0
W-@ Arizona 12/25	24	68	2.8	13	1		3	38	12.7	15	0
<b>Playoffs</b>											
W-Philadelphia 1/7/96	21	99	4.7	15	1		3	40	13.3	22	0
W-Green Bay 1/14/96	35	150	4.3	25	3		2	17	8.5	16	0
W-Pittsburgh 1/28/96	18	49	2.7	23	2		1	3	3.0	3	0
<b>1996</b>											
L-@ Chicago 9/2	18	70	3.9	12	0		2	5	2.5	8	0
W-N.Y. Giants 9/8	24	82	3.4	16	0		3	12	4.0	5	1
L-Indianapolis 9/15	26	101	3.9	12	1		2	14	7.0	16	0
L-@ Buffalo 9/22	15	25	1.7	6	1		1	9	9.0	9	0
W-@ Philadelphia 9/30	22	92	4.2	17	1		3	30	10.0	12	0
W-Arizona 10/13	21	112	5.3	18	2		4	10	2.5	7	0
W-Atlanta 10/20	15	50	3.3	10	2		2	7	3.5	9	1
W-@ Miami 10/27	22	74	3.4	13	0		7	44	6.3	14	1
L-Philadelphia 11/3	24	113	4.7	24	2		4	4	1.0	4	0
W-@ San Francisco 11/10	26	81	3.1	16	0		1	11	11.0	11	0
W-Green Bay 11/18	20	78	3.8	25	0		6	16	2.7	8	0
L-@ N.Y. Giants 11/24	11	18	1.6	8	0		4	24	6.0	10	0
W-Washington 11/28	29	155	5.3	42	3		2	9	4.5	11	0
W-@ Arizona 12/8	27	70	2.6	11	0		1	-1	-1.0	-1	0
W-New England 12/15	27	85	3.1	10	0		5	55	11.0	21	0
L-@ Washington 12/22											
DNP											
<b>Playoffs</b>											
W-Minnesota 12/28	17	116	6.8	37	2		4	26	6.5	15	0
L-@ Carolina 1/5/97	22	80	3.6	25	0		3	-2	-0.7	3	0
<b>1997</b>											
W-@ Pittsburgh 8/31	26	69	2.7	9	0		3	25	8.3	12	0
L-@ Arizona 9/7	19	132	6.9	44	0		3	11	3.7	7	0
W-Philadelphia 9/15	27	91	3.4	9	0		3	10	3.3	4	0
W-Chicago 9/28	13	43	3.3	15	0		1	1	1.0	1	0
L-@ N.Y. Giants 10/5	19	91	4.8	20	0		6	24	4.0	7	0
L-@ Washington 10/13	17	61	3.6	16	0		2	23	11.5	24	0
W-Jacksonville 10/19	24	75	3.1	12	1		3	18	6.0	10	0
L-@ Philadelphia 10/26	25	126	5.0	17	0		5	36	7.2	20	0
L-@ San Francisco 11/2	7	31	4.4	12	0		1	6	6.0	6	0
W-Arizona 11/9	15	64	4.3	21	1		3	12	4.0	9	0
W-Washington 11/16	21	99	4.7	31	0		4	31	7.8	11	0
L-@ Green Bay 11/23	11	59	5.4	21	1		2	2	1.0	5	0
L-Tennessee 11/27	10	22	2.2	4	0		3	20	6.7	9	0
L-Carolina 12/8	2	3	1.5	3	0						
L-@ Cincinnati 12/14	12	68	5.7	15	0						
L-N.Y. Giants 12/21	13	40	3.1	10	1		1	15	15.0	15	0
<b>1998</b>											
W-Arizona 9/6	29	124	4.3	16	0		3	15	5.0	8	0
L-@ Denver 9/13	20	93	4.7	21	1		1	7	7.0	7	0
W-@ N.Y. Giants 9/21	7	21	3.0	5	0		3	18	6.0	8	0
L-Oakland 9/27	21	59	2.8	11	1						
W-@ Washington 10/4	28	120	4.3	21	1						
W-Carolina 10/11	21	112	5.3	32	1						
L-@ Chicago 10/18	16	78	4.9	14	0						
W-@ Philadelphia 11/2	23	101	4.4	17	1		1	11	11.0	11	0
W-N.Y. Giants 11/8	29	163	5.6	32	0		5	19	3.8	7	0
W-@ Arizona 11/15	26	118	4.5	18	3		2	16	8.0	24	0
W-Seattle 11/22	17	74	4.4	18	0		1	8	8.0	8	1
L-Minnesota 11/26	18	44	2.4	11	3		4	30	7.5	17	0
L-@ New Orleans 12/6	15	6	0.4	10	0						
L-@ Kansas City 12/13	14	42	3.0	11	0		4	41	10.3	17	1
W-Philadelphia 12/20	25	110	4.4	20	0		2	9	4.5	5	0
W-Washington 12/27	10	67	6.7	26	2		1	1	1.0	1	0
<b>Playoffs</b>											
L-Arizona 1/2/99	16	74	4.6	32	0		1	10	10.0	10	0





## Smith, Game-By-Game (cont.)

1999										
Rushing					Receiving					
No.	Yds.	Avg.	Long	TD	No.	Yds.	Avg.	Long	TD	
W-@ Washington 9/12	23	109	4.7	14	1	4	-3	-0.8	6	0
W-Atlanta 9/20	29	109	3.8	37	2	1	1	1.0	1	0
W-Arizona 10/3	22	77	3.5	8	1					
L-@ Philadelphia 10/10	30	114	3.8	22	0	5	31	6.2	9t	1
L-@ N.Y. Giants 10/18	22	26	1.2	5	1					
W-Washington 10/24	24	80	3.3	12	1	1	1	1.0	1	0
L-@ Indianapolis 10/31	22	93	4.2	12	2	3	6	2.0	6	0
L-@ Minnesota 11/8	12	140	10.8	63t	2	1	9	9.0	9	0
W-Green Bay 11/14		DNP - hand								
L-@ Arizona 11/21	29	127	4.4	21	0	1	6	6.0	6	0
W-Miami 11/25	31	103	3.3	28	0					
L-@ New England 12/5	19	75	3.9	16	0	3	10	3.3	6	0
W-Philadelphia 12/12	1	2	2.0	2	0					
L-N.Y. Jets 12/19	19	110	5.8	22	0	3	36	12.0	14t	1
L-@ New Orleans 12/24	23	110	4.8	15	1	3	3	1.0	6	0
W-N.Y. Giants 1/2/00	22	122	5.5	45	0	2	19	9.5	14	0
<b>Playoffs</b>										
L-@ Minnesota 1/9/00	15	99	6.6	65	1	1	14	14.0	14	0
<b>2000</b>										
L-Philadelphia 9/3	7	29	4.1	12	0					
L-@ Arizona 9/10	16	59	3.7	12	0	1	-1	-1.0	-1	0
W-@ Washington 9/18	24	83	3.5	20	1	1	0	0.0	0	0
L-San Francisco 9/24	11	31	2.8	10	1					
W-@ Carolina 10/1	24	132	5.5	19	1	3	17	5.7	14	0
L-@ N.Y. Giants 10/15	19	61	3.2	11	1	2	10	5.0	6	0
W-Arizona 10/22	24	112	4.7	16	1					
L-Jacksonville 10/29	24	102	4.3	18	0					
L-@ Philadelphia 11/5	26	134	5.2	31	1	1	15	15.0	15	0
W-Cincinnati 11/12	17	16	0.9	6	0	1	19	19.0	19	0
L-@ Baltimore 11/19	11	48	4.4	15	0					
L-Minnesota 11/23	12	100	7.0	52	0	1	8	8.0	8	0
L-@ Tampa Bay 12/3	20	80	4.0	16	1	1	11	11.0	11	0
W-Washington 12/10	23	150	6.5	25	1					
L-N.Y. Giants 12/17	24	46	1.9	15	1					
L-@ Tennessee 12/25	12	20	1.7	8	0					
<b>2001</b>										
L-Tampa Bay 9/9	13	40	3.1	14	0					
L-San Diego 9/23	17	85	5.0	16	0					
L-@ Philadelphia 9/30	16	58	3.6	39	0	1	4	4.0	4	0
L-@ Oakland 10/7	16	25	1.6	12	0	3	21	7.0	13	0
W-Washington 10/15	25	107	4.3	24	0	5	45	9.0	22	0
W-Arizona 10/28	21	83	4.0	13	0	1	11	11.0	11	0
L-@ N.Y. Giants 11/4		DNP - knee								
L-@ Atlanta 11/11		DNP - knee								
L-Philadelphia 11/18	15	80	5.3	27	0	2	10	5.0	7	0
L-Denver 11/22	9	9	1.0	7	0	2	7	3.5	4	0
W-@ Washington 12/2	25	102	4.1	15	1					
W-N.Y. Giants 12/9	22	62	2.8	44	1	1	3	3.0	3	0
L-@ Seattle 12/16	12	39	3.3	18	0					
L-@ Arizona 12/23	26	128	4.9	15	0	1	11	11.0	11	0
W-San Francisco 12/30	26	126	4.8	22	0	1	4	4.0	4	0
L-@ Detroit 1/6/02	18	77	4.3	28	1					



# Markus Steele

## Linebacker

6'3" ★ 240 ★ 7/24/79

Southern California

D-4 for '01 (122nd overall)

NFL: 2nd Year ★ Cowboys: 2nd Year



**GAMES/STARTS:** 2001 (15/10).

**PRO:** Blessed with outstanding speed, aggressiveness and athletic ability, Markus Steele fits the mold for Dallas linebackers. In a defensive scheme that thrives on the quickness and speed of its linebackers, Steele found a home as a rookie starter at strongside linebacker in 2001. A fourth-round selection (122nd overall) in 2001, Steele took over the starting job in Week Six of his rookie season and never looked back. He made a name for himself as a very stout run defender who has the skills necessary to do battle with offensive tackles, while also being able to cover tight ends. His arrow is pointed upward as he adds strength and size to a very athletic frame. Following his rookie season, Steele underwent surgery to repair the rotator cuff and biceps tendon in his right shoulder.




**2001:** Although just a rookie, Steele handled the pressure of starting 10 games at strongside linebacker with a veteran's poise. He brought speed and aggressiveness to a linebacking group that was already one of the NFL's quickest units, finishing the season with 51 tackles. While starting the year as a reserve, he registered one tackle in limited action in his NFL debut against Tampa Bay (9/9). Against San Diego (9/23), Steele took over for starter Darren Hambrick in the second quarter after he suffered a left hip contusion. Steele recorded two tackles before Hambrick returned. He picked up his first career special teams tackle at Oakland (10/7). Following the release of Hambrick on Oct. 23, Steele moved into the starting strongside linebacker spot in the Cowboys win over Arizona (10/28). He responded by finishing the game third on the team with nine stops. He also broke up a Jake Plummer pass in the end zone in the 17-3 Dallas win. In his second career start, at the N.Y. Giants (11/4), Steele was second on the team with nine tackles and helped limit the Giants to 93 yards rushing on 26 carries (3.6 avg.). He recorded his first career tackle for lost yardage in the loss to Philadelphia (11/18), while finishing the day with nine tackles. Steele's efforts helped limit the eventual NFC East Champions to 227 total yards, including just 98 rushing yards on 35 carries (2.8 avg.). In the Thanksgiving Day loss to Denver (11/22), he was third on the team with nine tackles as the Broncos were limited to 3.1 yards-per-carry on the ground for the day (39 carries 119 yards). At Washington (12/2), he recorded five tackles and a tackle for a loss before suffering a right knee contusion mid-way through the third quarter that forced him out of the game. In the following week's win over the Giants (12/9), Steele returned to the starting line-up but re-aggravated his right knee contusion in the first quarter and was out for the remainder of the game. The injury kept him out of action at Seattle (12/16). He returned to the lineup at Arizona (12/23) and recorded three tackles while helping limit the Cardinals to 209 net yards of offense, including just 75 on the ground.

**COLLEGE:** As a senior in 2000, Steele was an All-Pac-10 Conference honorable mention selection, finishing the year third on the team with 61 tackles. While playing primarily at weakside linebacker, he also added three sacks and 17 stops behind the line of scrimmage. As a junior, Steele received honorable mention All-America recognition from *The Football News* while also gaining All-Pac-10 honorable mention honors. He closed the year second on the Trojans in tackles with 91 stops. He also had 12 tackles behind the line of scrimmage, six passes defended, three sacks, three forced fumbles and two fumble recoveries. As a sophomore, at Long Beach City College, Steele earned J.C. Grid-Wire All-America and J.C. Athletic Bureau All-America Defensive Most Valuable Player honors after amassing 93 tackles, including 17 behind the line of scrimmage, eight sacks, three forced fumbles, two blocked kicks, a fumble recovery and an interception. His effort helped lead Long Beach City to a No. 6 national ranking with a 10-1 record. As a freshman, Steele earned J.C. Athletic Bureau All-State Region IV and All-Mission Conference Northern Division accolades after registering 96 stops, 20 tackles for losses, eight sacks and two interceptions.

**PERSONAL:** Born in Cleveland, Ohio, Steele was a star athlete at Chanel High School in Bedford, Ohio. As a senior, he ran for 17 touchdowns in just six games from the tailback position, while also playing middle linebacker. He also enjoyed a solid career as a power forward in basketball. As a rookie, Steele was a member of the Cowboys inaugural "Rookie Club," a program designed to introduce rookies to community and charity work. Throughout the season, the rookies made visits to and spent time with children at Children's Medical Center of Dallas, Oak Cliff Boys and Girls Clubs, The Salvation Army and its' Christmas Distribution Center. He also participated in the Jr. Cattle Baron's Ball Party for children suffering with cancer. While at USC, he majored in history with a minor in sociology. Steele has a daughter, Jordan.

STEELE'S COWBOYS TOTALS

Year	Tackles		Tot.	Sacks	Tkl/ Loss	QB Press.	Passes Def.	For. Fum.	Special Teams		Tot.
	Solo	Asst.							Solo	Asst.	
2001	34	17	51	0.0 (0)	2(-9)	1	0	1	2	-	3



# Daleroy Stewart

## Defensive Tackle

6'4" ★ 318 ★ 11/1/78

Southern Mississippi

D-6 for '01 (171st overall)

NFL: 2nd Year ★ Cowboys: 2nd Year



**GAMES/STARTS:** 2001 (NFI).

**PRO:** Daleroy (pronounced DALE-roy) Stewart has the size and athletic ability to excel at defensive tackle in the NFL. He brings a complete package of run stuffing ability and upfield pass rush to the defensive tackle rotation. Working alongside veterans La'Roi Glover, Brandon Noble and Michael Myers in the trenches should accelerate his learning curve in his second year. Following a rookie season that never got started, Stewart is looking to return to the playing field and pick up where he left off at the collegiate level.






**2001:** After undergoing surgery March 14 to repair a rotator cuff injury suffered as a senior at Southern Miss, Stewart was placed on the reserve/non-football injury list on Aug. 28. While rehabing his rotator cuff, he suffered a herniated disk in his back that required three injections and limited his ability to practice. He was finally returned to the on reserve/non-football injury for the remainder of the season on Dec. 4.

**COLLEGE:** Stewart was a key component of a Golden Eagles defense that finished the year second in the nation in total defense as a senior, allowing just 268 yards-per-game. Stewart saw action in every game and finished 10th on the squad with 38 stops, including eight tackles behind the line of scrimmage. He also contributed four sacks for 32 yards in losses. As a junior, Stewart started the year as a back-up to fellow Cowboys draft choice John Nix, but he moved into the starting lineup and excelled with 47 tackles and 11 tackles behind the line. As a reserve his first two seasons at Southern Miss, Stewart saw limited action in the defensive tackle rotation for the Golden Eagles.

**PERSONAL:** A business administration major, Daleroy Andrew Stewart was an all-state selection after recording 95 tackles, including 13 for losses, and seven sacks during his senior year at Vero Beach, Fla., High School. He was a member of the CompUSA Super Senior team and was selected to play in the Georgia/Florida All-Star game. He helped his high school team to a 23-3 record over his final two seasons and ranked among the best in the state in the discus and shot.



## Clint Stoerner

### Quarterback

6'2" ★ 218 ★ 12/29/77

Arkansas

FA for '00

NFL: 3rd Year ★ Cowboys: 3rd Year



**GAMES/STARTS:** 2000 (1/0), 2001(4/2). Totals (5/2).

**PRO:** The Cowboys gave Clint Stoerner (pronounced STERN-er) a chance to play in the NFL when they signed him as a rookie free agent in 2000. Stoerner took the opportunity and showed coaches during 2000 preseason action that he has an ability to make things happen when he is on the field. He solidified his roster spot in 2001 and proved his merit as a quarterback who could start and win in the NFL by earning a victory in his first career start – a 17-3 win over Arizona on Oct. 28. Stoerner will once again enter the season in a heated battle for a spot on the Dallas depth chart at the quarterback position. The University of Arkansas' most prolific passer, Stoerner possesses solid poise and fine instincts for the position. As a rookie, he led five Cowboy quarterbacks with 513 passing yards on 42-of-75 passing during the 2000 preseason action, then spent the season moving between Dallas' practice squad and active roster. During the spring of 2001, he was at the helm of the Scottish Claymores in NFL Europe.

**2001:** One of four Dallas quarterbacks to earn starting assignments in 2001, Stoerner directed the Cowboys to victory in his first career-start and took the team to the brink of a second straight win before falling in overtime. Injuries to Quincy Carter and Anthony Wright – and the mid-season addition of Ryan Leaf – had Stoerner moving up and down the Cowboys depth chart throughout the season. In the season opener against Tampa Bay (9/9), he was a game-day deactivation as the team's third quarterback. Against San Diego (9/23), he was the Dallas backup, behind Anthony Wright after Carter was on the shelf with a thumb injury. Stoerner saw action on only one play – the game's final snap – against the Chargers. At Philadelphia (9/30), Stoerner quarterbacked the final two drives of the game and led Dallas to two touchdowns. In doing so, he completed four-of-seven passes for 44 yards and two touchdowns. With Carter's return as the starter at Oakland (10/7), Stoerner returned to the third quarterback slot. He moved back to the backup role in the 9-7 win over Washington (10/15) as Wright went the distance and finished the game despite suffering a knee injury that would cause him to miss the remainder of the season. With Carter and Wright both out, Stoerner accepted the responsibility of making his first career NFL start against Arizona (10/28). In leading the Cowboys to a 17-3 victory, he became the 10th Dallas quarterback to win his Cowboys starting debut. Stoerner scored the go-ahead touchdown with a six-yard quarterback draw play on third down in the third quarter to put Dallas up 10-3. He finished the game nine-of-19 for 93 yards and one interception. In his second career start, at the N.Y. Giants (11/4), he completed his first eight passing attempts of the game for 119 yards and a touchdown in guiding Dallas to a 24-7 halftime lead. He finished the game by hitting on 13-of-23 passes for 177 yards but was victimized by four interceptions. He was relieved by Leaf late in the fourth quarter before the Cowboys eventually fell in overtime by a 27-24 score. In the Cowboys' next three games, at Atlanta (11/11), and against Philadelphia (11/18) and Denver (11/22), Stoerner served as the No. 2 man behind Leaf. After Carter's return to health – and the starting quarterback position – Stoerner was the team's third quarterback for the final six games of the season. Stoerner spent the spring of 2001 playing for the Scottish Claymores of NFL Europe. He closed the spring season 171-of-307 for 1,866 yards, 10 touchdowns and eight interceptions. He was the fifth-ranked passer in NFL Europe with a 73.8 rating.



**2000:** Stoerner was signed by Dallas as a rookie free agent on May 5 and turned in a productive training camp before being released on Aug. 27. He was immediately signed to Dallas' practice squad, where he spent the first week of the season. After Troy Aikman suffered a concussion in the season opener, Stoerner was moved to the Cowboy' active roster on Sept. 8. He saw his first NFL action against San Francisco (9/24), completing three-of-five passes for 53 yards and a touchdown. He was inactive as the third quarterback at Carolina (10/1) before being waived on Oct. 10 and immediately re-signed to the practice squad. Following Aikman's back injury against Jacksonville (10/29), Stoerner was again moved to the active roster on Nov. 1. He was inactive at Philadelphia (11/5), against Cincinnati (11/12) and at Baltimore (11/19) before being released Nov. 21. He re-signed to the practice squad Nov. 27 before again moving to the active roster Dec. 13 following Aikman's second concussion of the season, but was deactivated the final two weeks of the season.


**COLLEGE:** Stoerner completed 177-of-317 passes for 2,293 yards and 19 touchdowns as a senior at Arkansas. His completion and attempt totals were the second highest in school history, and his yardage and touchdown totals were third best in Arkansas annals. He also ranked fourth in the Razorbacks' record books with 2,233 total yards of offense. As a junior, Stoerner earned second-team All-SEC honors after completing 167-of-312 passes for 2,629 yards, 26 touchdowns and eight interceptions. His passing yards, touchdowns and total offensive yards (2,572) established school records. During his junior campaign, he passed for 334 yards against LSU to become the first Razorback to ever throw for more than 300 yards in three different games. As a sophomore, Stoerner set then school records for passing yards in a season (2,347) and in a game (387 against LSU). He finished the year 173-of-357 for 2,347 yards and 12 touchdowns.

**PERSONAL:** Stoerner earned all-district and honorable mention all-state honors after completing 148-of-247 passes for 2,416 yards and 28 touchdowns as a senior at Lee High School in Baytown, Tex. He took over quarterbacking duties following his junior season, when he caught 50 passes for 670 yards as a receiver. He also earned all-district honors as a punter following his junior season. The small business management major also earned all-district honors after batting .450 as a junior for the Baytown baseball team. Stoerner, along with several Cowboys teammates, visited Happy Hill Farm Academy and Home to speak to children on the importance of athletics and education. He also participated in the 2002 Lil' Gunslingers Party for children at Medical City of Dallas, benefiting the American Cancer Society. He and fellow Cowboys Darren Woodson and Ebenezer Ekuban, volunteered at The Salvation Army Christmas Distribution Center during the 2000 holiday season and helped distribute gifts to families in need.

## STOERNER'S COWBOYS TOTALS

Year	Starting Record	Passing					Int.	Long	Sack/Yards	Rating
		Att.	Comp.	Yards	Pct.	TD				
2000	0-0	5	3	53	60.0	1	0	29	2/21	135.8
2001	1-1	49	26	314	53.1	3	5	28	5/22	53.8
Totals	1-1	54	29	367	53.7	4	5	29	7/43	61.3

Year	No.	Rushing Yds.	Avg.	Long	TD
2001	9	27	3.0	13	1



## Reggie Swinton

## Wide Receiver

6'0" ★ 186 ★ 7/24/75

Murray State

FA for '01

NFL: 2nd Year ★ Cowboys: 2nd Year

**GAMES/STARTS:** 2001 (15/1).

**PRO:** After struggling to find a home with six teams in four leagues, Reggie Swinton would find his place in Dallas in 2001. After spending time in the NFL training camps of Jacksonville and Seattle, the Canadian Football League with Winnipeg and Edmonton, the XFL with Las Vegas and the af2 with the Arkansas Twisters, Swinton signed with Dallas midway through training camp and proceeded to not only make the team but rewrite the record books as a kick returner. He went on to finish third in the NFL in punt return average and ninth in kickoff return average, earning All-Pro honors along the way. These accolades were far removed from where he started 2001, bouncing between the XFL and af2. This season he will look to continue providing stellar play in the return game while also becoming more of a factor in the offense at wide receiver.

**2001:** Swinton finished the af2 season as the leading receiver for the Arkansas Twisters. In 13 games with the Twisters, Swinton set franchise records with 85 receptions for 1,463 yards and 33 touchdowns.





After joining the Cowboys in training camp in August, he went on to set single-season club records for kickoff returns (56), kickoff return yards (1,327) and combined kick return yards – punts and kickoffs – (1,741). His 414 punt return yards in 2001 was the seventh most in club history. He also tied the club mark for combined kick returns (87). He did this despite not taking over punt return duties until Week 7. His 13.7-yard average on punt returns ranked third in the NFL, second in the NFC, and his 23.7-yard average on kickoff returns was ninth in the NFL, seventh in the NFC. Those numbers earned him second-team All-Pro recognition from *College and Pro Football Newsweekly* as a punt returner. Swinton set the tone for his season in his NFL debut against Tampa Bay (9/9), returning his first kickoff 77 yards to set up Dallas's first field goal. He finished the day with three returns for 131 yards and a 43.7-yard average, the second-highest single-game kickoff return average in club history. Against San Diego (9/23), he moved into the lineup in multiple receiver sets after Raghib Ismail left the game with a sprained right knee. He finished the day with his first two career receptions, good for 30 yards, while also averaging 25.4 yards on five kickoff returns. Swinton got his first taste of punt return duties at Philadelphia (9/30) when he took over for Wane McGarity (cramps) in the fourth quarter and recorded two returns for 14 yards. At Oakland (10/7), Swinton moved into the starting lineup at wide receiver with the mid-week release of McGarity and the continued injury to Ismail, earning his first NFL start in just his fourth NFL game. He responded with two receptions for 15 yards and continued to shine as a returner with three kickoff returns for 92 yards, including a 51-yarder. Also replacing McGarity as the club's punt returner, he had returns of 49 and 21 yards. After suffering a strained hamstring in pregame warm-ups against Washington (10/15), Swinton left the game after returning the opening kickoff 10 yards. He was active but did not play while nursing the hamstring against Arizona (10/28). He returned to action at the N.Y. Giants (11/4) and contributed 187 return yards, averaging 14.0 yards on four punt returns and 21.8 yards on six kickoff returns. His 10 returns in the game (6-kickoff, 4 punt) tied the third highest combined total in club history. With seven kickoff returns for 187 yards (26.7 avg.) he tied the mark for the second most kickoff returns in a game in club history against Philadelphia (11/18). Mel Renfro had eight in a game to set the team record in 1964. Swinton's biggest day as a return man came in the Thanksgiving Day match-up against Denver (11/22) when he recorded his first punt return for a touchdown, taking one back 65 yards in the fourth quarter. He finished the day with season highs for punt returns (5) and punt return yards (100) and also added six kickoff returns for another 124 yards. His 11 total returns tied Butch Johnson for the second most in a game in club history, and his 224 total return yards for the game were the second most in club history. He then averaged 41.5 yards on two kickoff returns against the N.Y. Giants (12/9). Despite a slow day due to the weather at Seattle (12/16), Swinton managed to record six kickoff returns for 93 yards, giving him 1,216 kickoff return yards for the season, a club record. He also established a club record for combined kick return yards in a season at 1,554. Not to be forgotten as a receiver, Swinton recorded his first career touchdown reception with a 45-yard grab at Arizona (12/23) on his fifth career reception. He finished the day with three catches for a team-high 72 yards. He also added a 43-yard punt return to set up a first quarter field goal and became the club's single-season record holder for kickoff returns by adding three to his total for the year, breaking the mark of 51 set by Jason Tucker in 2000.

**2000:** Swinton went to camp with the Seattle Seahawks but was released prior to the season.

**1999:** Swinton signed with the Winnipeg Bombers of the CFL on July 13 and was released Aug. 2. He was re-signed Aug. 9 and released again Aug. 16. While with the Bombers, Swinton ranked 10th in the CFL in kickoff returns with a 25.8 avg. and one touchdown. He was picked up by the Edmonton Eskimos of the CFL on Sept. 13, but was released on Oct. 12.

**1998:** Swinton originally signed as a rookie free agent with the Jacksonville Jaguars but was released on the final cut down day.

**COLLEGE:** Swinton set Murray State records for most career receptions (133) career receiving yards (2,346) and single season receiving yards (1,042). He ranks second in all-time touchdowns with 25. As a senior, he finished the year with 35 receptions for 642 yards. Swinton was named first team All-Conference and second-team Division 1-AA All-America as a junior.

**PERSONAL:** Swinton was a standout athlete at Central High School in Little Rock, Ark. He earned all-state honors in football, baseball, basketball and track. As a senior, he was named his school's athlete of the year. His father and uncle were drafted by Major League Baseball teams.


# SWINTON'S COWBOYS TOTALS

Year	No.	Receiving Yds.	Avg.	Long	TD	Year	No.	Punt Returns FC Yds.	Avg.	Long	TD
2001	7	117	16.7	45t	1	2001	31	8 414	13.4	65t	1
Year	No.	Rushing Yds.	Avg.	Long	TD	Year	No.	Kickoff Returns Yds.	Avg.	Long	TD
2001	1	-4	-4.0	-4	0	2001	56	1,327 77	23.7	77	0

## Single-Game Bests

Receptions 3 at Arizona, 12/23/01  
Receiving yards 72 at Arizona, 12/23/01  
Long Reception 45t at Arizona, 12/23/01  
Punt Returns 5 vs. Denver, 11/22/01  
Punt Return yards 100 vs. Denver, 11/22/01  
Punt Return Average 20.0 vs. Denver, 11/22/01 (5 ret.)

Long Punt Return 65t vs. Denver, 11/22/01  
Kickoff Returns 7 vs. Philadelphia, 11/18/01  
Kickoff Return Yards 187 vs. Philadelphia, 11/18/01  
Kickoff Return Avg. 43.7 vs. Tampa Bay, 9/9/01  
Long Kickoff Return 77 vs. Tampa Bay, 9/9/01



# Tony Taylor

## Tackle

5'9" ★ 191 ★ 3/9/78

Northwestern State

FA for '01

NFL: 2nd Year ★ Cowboys: 2nd Year

**GAMES/STARTS** 2001 (1/0).

**PRO:** After bouncing between Dallas' practice squad and active roster, Tony Taylor is working to make the jump to the active roster permanently. He is a quick shifty back that is looking to break into the NFL.

**2002:** Taylor was re-signed to the Cowboys Jan. 9 and allocated to the Rhein Fire of NFL Europe. He finished the spring sixth among rushers in NFLE with 513 yards and two touchdowns on 111 carries.


**2001:** Taylor was signed as a rookie free agent by the Dallas Cowboys and rushed for 136 yards and a touchdown on 42 carries while catching three passes for 24 yards in preseason. He was released at the end of camp but re-signed to Dallas' practice squad. He was moved to the active roster following a knee injury to Emmitt Smith and was active but did not play at the N.Y. Giants (11/4). He recorded his only carry of the year at Atlanta (11/11) before being released Nov. 17 and re-signing to the practice squad Nov. 19.

**COLLEGE:** Taylor finished his collegiate career as the Demons all-time rushing leader, amassing 3,720 yards on 688 carries (5.4 avg.) and 30 touchdowns. As a senior, he totaled 302 carries for 1,506 yards (5.0) and nine touchdowns, breaking or tying five single-season records. As a sophomore, Taylor led the team and the conference for the second consecutive season in rushing (1,441 yards) and touchdowns (16) and finished second in all-purpose yards (159.0 per game) and scoring (96 points) to earn All-Southland Football League and All-Louisiana honors. He recorded eight 100-yard rushing games while setting seven school records, including season rushing yards and attempts, average yards-per-game (131.0) and single season points and touchdowns. As a redshirt freshman, Taylor led the team and the Southland Football League in rushing with 123 carries for 773 yards (6.3) and seven touchdowns. He was named the Southland Football League Offensive Player of the Week following a 230-yard performance against Jacksonville State.

**PERSONAL:** Taylor, a physical education major, finished his senior year at Pineville, La., High School with 25 touchdowns and 1,640 yards accounting for over 5,000 all-purpose yards during his prep career. Taylor earned football all-district and all-Cenla honors four times and all-state honors as a senior. He received Outstanding Field Man accolades at the Region 1-4A Track and Field Championships as a senior, placing in the top three in the triple jump, long jump, high jump and 110-meter hurdles.

**TAYLOR'S COWBOYS TOTALS**

Year	No.	Rushing Yds.	Avg.	Long	TD
2001	1	0	0.0	0	0



# Robert Thomas

## Fullback

6'1" ★ 273 ★ 12/1/74

Henderson State

FA for '98

NFL: 5th Year ★ Cowboys: 5th Year



**GAMES/STARTS** (regular season, playoffs): 1998 (16/0, 1/0), 1999 (16/7, 1/0), 2000 (16/15), 2001 (5/5). Total - 53/27, 2/0.

**PRO:** Robert Thomas not only made a name for himself as a rookie free agent with small school experience, but he has also survived a major career change, moving from linebacker to fullback. In a very short period of time, he went from being a reserve middle linebacker to the lead blocker for Emmitt Smith as the Cowboys starting fullback. As a rookie free agent, he provided Dallas with not only a solid special teams





player, but also a reserve middle linebacker that could be counted on to produce in spot playing time. Thomas then spent the spring of 1999 playing linebacker in NFL Europe, but when he returned for training camp, a glut of linebackers awaited him. With coaches hoping to find a roster spot for this hardworking player, Thomas was moved to fullback in August to back up Daryl Johnston. When Johnston went down with a neck injury the first week of the season, Thomas was thrust into the fire. Learning and improving each and every week at his new position, he was finally rewarded with the starting role in October. A true NFL long-shot-success-story, Thomas enjoyed a solid season as the starting fullback in 2000. He assumed that role again in 2001 until a serious ankle injury ended his season after just five games. He will return to Cowboys camp after a thorough post-surgery rehabilitation program.

**2001:** Thomas was well on his way to another productive season as Smith's lead blocker before a severe high ankle sprain ended his season in the fifth game of the year. He finished the abbreviated season with 40 rushing yards on six attempts, while catching five passes for 19 yards and his third career-receiving touchdown. He picked up a first down on six of his 15 carries. In the season opener against Tampa Bay (9/9), Thomas picked up the longest run of his career with a 24-yard scamper in the third quarter. Two weeks later in the loss to San Diego (9/23), Thomas led the way for Smith to gain 85 yards on 17 carries (5.0 avg.) and move past Barry Sanders into second on the NFL's all-time rushing list. At Philadelphia (9/30), he recorded his only touchdown of the season with a five-yard reception from Clint Stoerner in the fourth quarter. At Oakland (10/7), Thomas recovered a fumble on a Raiders punt return to set Dallas up at the Oakland seven-yard line. In the Monday night win against Washington (10/15), Thomas recorded one carry for two yards and had a reception for six yards but suffered a high left ankle sprain on that fourth quarter catch and did not return. He underwent season-ending surgery on the ankle on Oct. 19 and was placed on injured reserve on Oct. 22.

**2000:** In his first full season as the starting fullback, Thomas proved to be a very capable blocker and a much improved pass receiver and ball carrier. He finished the year with 51 rushing yards on 15 carries. He also finished with 23 catches for 117 yards and two touchdowns. In his primary role as the lead blocker for Smith, Thomas helped pave the way for the future Hall of Famer's 10th consecutive 1,000 yard rushing season. At Arizona (9/10), he recorded two receptions for eight yards. At Washington (9/18), he registered two special teams tackles and helped limit Deion Sanders to 0 yards on three punt returns. Against San Francisco (9/24), Thomas posted three receptions for a career-high 28 yards, including a career-long catch of 14 yards. The following week, in the overtime win at Carolina (10/1), he recorded his first carries of the season with three rushes for 12 yards, including two carries on third down that gave Dallas a first down. In Dallas' 19-14 loss to the eventual NFC Champion N.Y. Giants (10/15), he recorded a career-high five receptions for 24 yards and his first career touchdown – on a one-yard toss from Troy Aikman. Against Arizona (10/22), Thomas had three carries for 14 yards while adding two receptions for nine yards, including a two-yard touchdown grab from Aikman in the fourth quarter – his second consecutive game with a touchdown reception. In the victory over Cincinnati (11/12), he had two carries for seven yards and two receptions for nine yards. Against Washington (12/10), Thomas helped lead the way as Smith rushed for 150 yards and a touchdown. In all, the Cowboys ran for 242 yards against the Redskins, the most by the Dallas offense since recording 271 yards on the ground at Philadelphia on Oct. 31, 1993.

**1999:** Thomas spent the spring playing linebacker for the Rhein Fire in NFL Europe, finishing fourth on the team with 40 tackles while also recording a forced fumble and four special teams tackles. Upon returning for training camp, Thomas was caught up in a numbers game at linebacker. Because the coaching staff was eager to find him a roster spot, Thomas was given a trial run at fullback over the final two weeks of the preseason. He passed the test and earned a spot on the final roster backing up Johnston as Smith's lead blocker. By season's end, he had posted eight carries for 35 yards and 10 receptions for 64 yards. Along the way, he also helped open holes that allowed Smith to rush for 1,397 yards and 11 touchdowns, his best numbers since 1995. Smith was also able to top the 100-yard rushing mark in nine games, the second highest total in club history. Thomas saw his first NFL action at fullback in the fourth quarter at Washington (9/12) and helped spring Chris Warren on a 23-yard run as the Cowboys climbed out of a 35-14 hole to win in overtime. Following the game, Johnston was diagnosed with a herniated disk in his neck and was done for the year. With Thomas just one week into his NFL career at fullback, the Cowboys immediately added veteran Tim Lester to the roster to take Johnston's spot in the starting lineup. Against Arizona (10/3), Thomas recorded his first career receptions with two grabs for 19 yards, including a season-long 13-yard catch. Through all this, Thomas still remained a threat on special teams as well, tying for second on the team at the N.Y. Giants (10/18) with two special teams tackles. He provided a key block on Smith's one-yard touchdown run against Washington (10/24), and the following week, he was rewarded with the starting job when Lester was released. At Indianapolis (10/31) in his first NFL start, Thomas recorded a nine-yard reception. Against the N.Y. Jets (12/19), he recorded his first career rushes, logging four carries for 22 yards – including a 10-yard burst. It was the first time a Dallas fullback had carried the ball all season and the most carries by a Dallas fullback since Johnston recorded five on Nov. 23, 1995 against Kansas City. In addition, his 22 yards rushing were the most by a Dallas fullback since Johnston picked up 23 at Atlanta on Oct. 29, 1995. Finally, his 10-yard run was the longest by a Dallas fullback since Johnston went 11-yards with a carry on Oct. 8, 1995 against Green Bay. In his first career postseason action, he recorded two receptions at Minnesota (1/9/00).

**1998:** After signing with Dallas on Feb. 24 and making the team as a rookie free agent, Thomas began to immediately show that he belonged in the NFL by finishing tied for fifth on the team with 10 special teams tackles. He saw his first NFL action in the season opener against Arizona (9/6) before leading the team with two special teams tackles at Denver (9/13). He recorded two more special teams tackles the next week at the N.Y. Giants (9/21), and he registered his first defensive tackle at Washington (10/4) while working in a



four linebacker set against the Redskins "heavy" packages. Thomas had two stops and a pass defended in fourth quarter action at Philadelphia (11/2), and he recorded a third quarter tackle at Arizona (11/15) in Dallas' goal line defense. He tallied a special teams tackle against Minnesota (11/26) on Thanksgiving Day before suffering a concussion that knocked him out of the game. At Kansas City (12/13), Thomas totaled two tackles and a tackle for a three-yard loss while relieving Fred Strickland, who was still bothered by the sprained knee. Thomas also finished second on the team with two special teams tackles against the Chiefs. He totaled one special teams tackle against Arizona (1/2/99) in a wild card playoff game.

**1997:** Thomas went to training camp with the Calgary Stampers of the Canadian Football League and contributed two tackles in his only preseason action before being released.

**COLLEGE:** Thomas finished his career at Henderson State as the school's all-time leading tackler with 388. As a senior, he registered 120 tackles, including a single-game team record 18 against Texas A&M, and earned All-America honors and an invitation to the Snow Bowl following the season. As a junior, he established a Henderson State single season record with 129 tackles and was named All-Gulf Conference Defensive Player of the Week three times and earned All-Gulf South honors. Thomas totaled 116 tackles as a sophomore in 1994 after recording 23 tackles in a reserve capacity as a freshman the previous year.

**PERSONAL:** Thomas played prep football for Jacksonville, Ark., High School. As part of the Cowboys for Kids/Dallas Desperados Season Ticket Program, Thomas donated 2002 Dallas Desperados season tickets to the Boys & Girls Club of Dallas. He also served as a celebrity football coach in the Fifth Annual Dallas Cowboys Let Us Play! Sports Camp for girls in 2001, working with girls from non-profit agencies in the Dallas/Ft. Worth area.

## THOMAS' COWBOYS TOTALS

Year	No.	Rushing Yds.	Avg.	Long	TD
1999	8	35	4.4	10	0
2000	15	51	3.4	9	0
2001	6	40	6.7	24	0
Totals	29	126	4.3	24	0

Year	No.	Opponents' Fumbles Yds.	Recovered Avg.	Long	TD
2001	1	0	0.0	0	0

## Additional Statistics

Tackles: 1998 (2 - 6 - 8).  
Tackles for a loss: 1998 (1 (-3)).  
Forced Fumbles: 1998 (1).  
Special Teams Tackles: 1998 (7-3-0), 1999 (4-4-8),  
2000 (1-3-4), 2001 (0-1-1). Total (12-11-23).


Year	No.	Receiving Yds.	Avg.	Long	TD
1999	10	64	6.4	13	0
2000	23	117	5.1	14	2
2001	5	19	3.8	6	1
Totals	38	200	5.3	14	3

## Playoffs

1999	2	0	0.0	5	0
------	---	---	-----	---	---

## Single Game Bests

Rush Yards - 28 vs. Tampa Bay, 9/9/01  
Rush Attempts - 4 vs. N.Y. Jets, 12/19/99  
Long Rush - 24 vs. Tampa Bay, 9/9/01  
Receptions - 5 @ N.Y. Giants, 10/15/00  
Receiving Yards - 28 vs. San Francisco, 9/24/00  
Long Reception - 14 vs. San Francisco, 9/24/00



## Tyson Walter

## Tackle

6'4" ★ 310 ★ 3/17/78

Ohio State

D-6 for '02 (179th overall)

NFL: Rookie ★ Cowboys: Rookie



**COLLEGE:** When in doubt on draft day, it is always a safe bet to go with a Big Ten offensive lineman. That was on the Cowboys mind when they drafted Tyson Walter in the sixth round (179th overall) of the NFL Draft. One of three Ohio State players selected by Dallas in the 2002 draft, Walter holds the distinction of starting more games as a Buckeye, 49, than any other player in school history. He is a strong drive blocker with solid quickness and intelligence, and his experience of performing at a high level in the Big Ten should aid his transition to the NFL. Walter comes to the NFL with a high level of competitive maturity after spending six years in one of the nation's premier collegiate programs. Injuries forced a pair of medical red-shirt seasons for the big tackle. When he was not sidelined with injuries, Walter was a very consistent performer for four full seasons at left tackle, where he capably inherited the responsibility of replacing All-America Orlando Pace, who was taken by the Rams with the first overall pick in the 1997 draft.

**2001:** Walter was an All-Big Ten Conference selection and the winner of the Jim Parker Award for outstanding offensive line performance among Buckeyes. He was also recognized as a first-team Academic All-Big Ten selection. He started every game as a senior, 11 times at left tackle and once at left guard, and graded out with an 83.7% rating for consistency. He also turned in 104 key blocks to help the Buckeyes roll up 370.6 yards in total offense per game and was named the Buckeyes' Lineman of the Game four times (Akron, UCLA, Wisconsin and Michigan). Walter's productive senior year marked his return to the





field after missing the entire 2000 with a back infection that caused him to receive a second medical red-shirt season.

**2000:** Walter sat out the entire year after developing a back infection during the offseason. He was granted a sixth year of eligibility from the NCAA.


**1999:** Despite missing most of the summer after undergoing back surgery, Walter started every game at left tackle. He registered 70 key blocks/knockdowns and graded 81.5% for blocking consistency as the team averaged 362.3 yards-per-game. Walter helped clear a path for current Cowboys teammate Michael Wiley, who rushed for 999 yards and 10 touchdowns on 183 carries.

**1998:** Walter was an All-Big Ten honorable mention selection after starting every game at left tackle. He graded out at 82.3% for blocking consistency while registering 85 key blocks. He played a key role in the Buckeyes finishing the year ranked fifth nationally in total offense (503.5 yards-per-game) and first in the Big Ten in passing efficiency (151.2), total offense (503.5) and scoring (36.9 points-per-game). He was part of an offensive line that helped Buckeye running backs rush for 2,737 yards and 22 touchdowns to finish second in the Big Ten Conference. That squad went on to beat Texas A&M in the Nokia Sugar Bowl and finish with an 11-1 record, second in the nation.

**1997:** As a red-shirt freshman, he was called upon to fill the huge shoes of two-time All-America left tackle Orlando Pace. Walter started every game for Ohio State and displayed great improvement as the season progressed for a first-year player.

**1996:** Walter played in the first two games as a reserve offensive tackle before a shoulder sprain sidelined him for the remainder of the season. He was granted a medical redshirt as a result of the injury.

**PERSONAL:** Walter helped Kenston, Ohio, High School to a runner-up position in the state playoffs as a senior as an offensive and defensive tackle, earning All-Ohio honors. He graduated from Ohio State at the end of the 2000 winter quarter with a degree in finance. He went on to pursue additional degrees in Economics, Risk Management and Information Systems As a senior scholar-athlete, Walter was a nominee for a National Football Foundation scholarship.



## Bryant Westbrook

### Cornerback

6'0" ★ 201 ★ 12/19/74

Texas

UFA (Detroit) for '02

NFL: 6th Year ★ Cowboys: 1st Year



**GAMES/STARTS** (regular season, playoffs): 1997 (15/14, 1/1-Det.), 1998 (16/16-Det.), 1999 (10/8, 1/1-Det.), 2000 (13/13-Det.), 2001 (10/3-Det.). Total - 64/54, 2/2.

**PRO:** One of the league's most physical cornerbacks who uses his strength to his advantage in checking receivers at the line of scrimmage, Bryant Westbrook returns to Texas looking to reclaim his spot among the league's elite. That physical style also makes him a vicious hitter in run-support as evidenced by his 242 career tackles in 64 games. After struggling with injuries over the last three seasons, Westbrook looks to be completely recovered from the ruptured Achilles tendon that cut short his 2000 season and limited his playing time in 2001. What the Cowboys hope they have found is the cornerback that returned an interception for a touchdown and led the Lions in passes broken up in each of his first two NFL seasons. Westbrook has a proven track record of overcoming injuries, having missed a significant chunk of the 1999 campaign with two separate hamstring injuries but rebounding to be selected a Pro Bowl alternate following the 2000 season. Originally the Lions' first round draft choice in 1997 (fifth overall), Westbrook has a proven pedigree that should enhance the Dallas secondary.

**2001:** Westbrook saw his first action of the season when he re-entered the Lions' lineup in dime packages at San Francisco (11/4). It was his first action since surgery for a ruptured left Achilles tendon that he suffered at Minnesota on Nov. 30, 2000. The following week against Tampa Bay (11/11), he played in both the nickel and dime packages. Westbrook recorded his first interception of the season along with two tackles and two passes defended at Chicago (12/2). He had a five tackle performance the following week at Tampa Bay (12/9) and then posted a season-high six tackles and two passes defended at Pittsburgh (12/23). Against Minnesota (12/16), Westbrook earned his first start of the season, collecting five tackles and breaking up a pass from the left cornerback spot. He recorded five tackles at Tampa Bay (12/9).

**2000:** Westbrook rebounded from a broken hand and hamstring injuries in 1999 with a Pro Bowl-caliber season in 2000 before rupturing his left Achilles tendon at Minnesota (11/30). Despite the premature ending of an outstanding season, he registered 52 tackles, a career-high six interceptions and led the team with a career single-season high 21 passes defended. He was selected as an alternate for the Pro Bowl and also earned the Chuck Hughes Most Improved Player award, as voted by his teammates. Westbrook collected six tackles and broke up two passes in the season-opener at New Orleans (9/3). Against Washington (9/10), he collected his first interception of the season with a pick in the fourth quarter, which



was a key play (second of three Lions' fourth-quarter interceptions) in the Lions' 15-10 win over the Redskins. He also had seven tackles in the game. Westbrook earned NFC Defensive Player of the Week honors (first of career) for his effort in the Lions' 28-14 win at Tampa Bay (10/19), as he collected career single-game highs with two interceptions (returned for 16 yards) and six passes defended, and added three tackles to his performance. He then established a single-season career-high with his fourth interception of the season with a pick at Indianapolis (10/29). That interception set up the Lions' first score of the game and sparked a second half comeback. He also recorded seven tackles, surpassing the 200-career tackle mark, and three passes defended. His fifth interception of the season came with 0:39 remaining against Atlanta (11/12) and sealed the Lions' 13-10 victory. He collected five tackles at the N.Y. Giants (11/19) and then logged his sixth interception of the season in the fourth quarter against New England (11/23). He took the pick back 101 yards for a touchdown (second career return for a touchdown), which was the second longest interception return by a player in Lions' history behind Bob Smith's 102 yard return for a score against Chicago on Nov. 24, 1949. He also had three passes defended in the game, which moved his seasonal tally to a single-season career high 21. His outstanding season was cut short at Minnesota (11/30) when he ruptured his left Achilles tendon. He was placed on Injured Reserve Dec. 4.

**1999:** Westbrook was hindered for the majority of his third year in the NFL with hamstring injuries and a broken bone in his hand (suffered in training camp). He started eight of the 10 games in which he played, and was at his healthiest toward the end of the season. Because of the injuries, he ended the season with a career-low 34 tackles and six passes defended, in addition to recovering one fumble. Westbrook started the season opener at Seattle (9/12), but injured his right hamstring the following week against Green Bay (9/19). He was then inactive the next five games while recovering from the injury. He returned to his starting role against St. Louis (11/7) and started the subsequent two games as well, recording a season-high seven tackles at Arizona (11/14). He then suffered a strained left hamstring at Green Bay (11/21), which forced him to the inactive list for the Thanksgiving Day game against Chicago (11/25). Despite not being at full strength the next two contests – against Washington (12/5) and at Tampa Bay (12/12) – he played as a reserve. He returned to the starting lineup for the season's final three games, in addition to the NFL Wild Card Playoff Game at Washington (1/8/00), in which he recorded four tackles and deflected a pass.

**1998:** A starter in all 16 games (14 at left cornerback), Westbrook used his sophomore campaign to build upon a solid rookie season. He started the first two games of the season on the right side after flip-flopping with Kevin Abrams in the off-season, but switched back to left side for the remainder of the year. He tied with Mark Carrier and Ron Rice for the team-lead in interceptions (three). He was also the team-leader for the second straight season with 19 passes broken up, in addition to a career-high 77 tackles. He recorded a career-high 11 tackles against Cincinnati (9/13) and then had the first of two consecutive games with a season-high three passes defended at Minnesota (9/20). His first interception of the season came in the Monday Night spotlight against Tampa Bay (9/28), a pick he returned 34 yards for a touchdown (second career touchdown). He then recorded an interception in back-to-back weeks – against Minnesota (10/25) and Arizona (11/1). Both interceptions gave the Lions possession deep in their opponents' territory. He closed the season with a physical flourish notching seven tackles on three occasions – at Tampa Bay (11/22), against Pittsburgh (11/26) and at San Francisco (12/14).

**1997:** Westbrook posted a solid rookie season, starting the final 14 games at left cornerback and leading the squad with 20 passes defended. He also recorded two interceptions, returning one for a touchdown, while tallying 54 tackles and forcing a fumble. Those numbers landed him a spot on the *USA Today*, *Pro Football Weekly*, *Football News* and *College* and *Pro Football Weekly's* All-Rookie Team. He also finished in fifth-place in the Associated Press' Rookie of the Year voting. A groin injury in practice the week before the opener against Atlanta (8/31), landed him on the inactive list Week One. He recovered to play against Tampa Bay (9/7), but did not start. Westbrook made his first NFL start in the third game of the year – at Chicago (9/14) – and continued as a starter for the remainder of the season. He defended a career-high four passes and made six tackles against Green Bay (9/28). At Tampa Bay (10/12), he defended three passes, forced a fumble and made four tackles. Head coach Bobby Ross said Westbrook played his best game of the season against Minnesota (11/16) as he blanketed Pro Bowler Cris Carter and recorded two tackles. His first career interception came at Miami (12/7) when he picked off a Dan Marino pass and returned it 64 yards for a touchdown. He recorded a big interception in the Lions' end zone on a halfback option pass in the fourth quarter of the regular season finale against the N.Y. Jets (12/21). He also recorded a season-high seven tackles against the Jets. In the NFC Wild Card Playoff Game at Tampa Bay (12/28), Westbrook collected four tackles.

**COLLEGE:** A second-team All-America selection by the Associated Press and a consensus All-Big 12 first-team choice as a senior, Westbrook recorded 52 tackles with three forced fumbles, a pair of blocked kicks, 11 pass deflections and two interceptions as a team captain. One of his blocked kicks was a punt against Missouri that he scooped up and returned 35 yards for a touchdown. A consensus All-Big 12 selection as a junior, Westbrook had a career-high 62 tackles, three forced fumbles, one interception and nine pass deflections from his left cornerback position. Manning the right side as a sophomore, Westbrook led the team with four interceptions and recorded a career-high 12 tackles against Colorado. Westbrook first forced his way into the starting lineup mid-way through his freshman year, starting the final five games of the season at right cornerback.

**PERSONAL:** Westbrook was a *Parade* All-America selection and ranked second on the *Blue Chip Illustrated* Dream Team as a senior at El Camino High School in Oceanside, Calif. He was the North County Defensive Player of the Year as he made 41 tackles with two interceptions and four forced fumbles. He also rushed for 676 yards and five touchdowns on 97 carries (7.0 avg.) in the first seven games of the season at tailback before moving to flanker, where he caught 25 passes for 423 yards. He helped lead the school





to back-to-back county titles as a junior and senior. Bryant majored in social work at Texas and was a member of the Athletic Director's Honor Roll as he attained a 3.0 grade point average in 1994. He also served as a mentor at local elementary and middle schools while at Texas. He was also a regular visitor to the Children's Hospital of Austin during his collegiate career. At Thanksgiving, he sponsors a program with his high school in Oceanside, Calif., to help 100 families in need have a healthy Thanksgiving dinner.


## WESTBROOK'S CAREER TOTALS

Year	Solo	Tackles Ast.	Tot.	Sacks	Tkl/ Loss	Passes Def.	For. Fum.
1997 (Det.)	51	3	54	0.0 (0)	0(0)	20	1
1998 (Det.)	65	12	77	0.0 (0)	0(0)	19	0
1999 (Det.)	28	6	34	0.0 (0)	0(0)	6	0
2000 (Det.)	43	9	52	0.0 (0)	0(0)	21	0
2001 (Det.)	21	4	25	0.0 (0)	0(0)	5	0
Total	208	34	242	0.0 (0)	0(0)	71	1
<b>Playoffs</b>							
1997 (Det.)	3	1	4	0.0 (0)	0(0)	0	0
1999 (Det.)	4	0	4	0.0 (0)	0(0)	1	0
Total (Det.)	7	1	8	0.0 (0)	0(0)	1	0

Year	No.	Interceptions Yds.	Avg.	Long	TD	Year	No.	Opponents' Fumbles Yds.	Recovered	Avg.	Long	TD
1997 (Det.)	2	64	32.0	64t	1	1999 (Det.)	1	0	0.0	0	0	0
1998 (Det.)	3	49	16.3	34t	1							
2000 (Det.)	6	126	21.0	101t	1							
2001 (Det.)	1	0	0.0	0	0							
Total	12	239	9.0	101t	3							

## Single Game Bests

Tackles - 11 vs. Cincinnati, 9/13/98  
Interceptions - 2 at Tampa Bay, 10/19/00  
Long Interception Return - 101t vs. New England, 11/23/00  
Passes Defensed - 6 at Tampa Bay, 10/19/00  
Touchdowns - 1 three times, last vs. New England, 11/23/00



## James Whalen

## Tight End

6'2" ★ 244 ★ 12/11/77

Kentucky

FA for '00

NFL: 3rd Year ★ Cowboys: 3rd Year



**GAMES PLAYED/STARTED:** 2000 (3/0); 2001 (0/0-IR). Total (3/0).

**PRO:** In their search for a pass catching tight end, the Cowboys signed James Whalen two years ago as that possible threat. Whalen, the NCAA's single season receptions, yardage and touchdowns leader for a tight end, spent a year on Dallas' practice squad before making the jump to the active roster. However, his 2001 season was cut short prematurely with an Achilles tendon injury. Having gone through the rehabilitation process, Dallas coaches are expecting Whalen to battle for a spot on the tight end depth chart after increasing his weight to 244 pounds without sacrificing the speed that makes him such a receiving threat.

**2001:** Whalen spent the spring playing for the Scottish Claymores of NFL Europe, where he led the league with 66 catches for 691 yards (second-best in NFLE) and three touchdowns, while garnering All-NFLE honors. He was also fourth in the league with 691 total yards from scrimmage. After the spring, Whalen returned the Cowboys active roster but was a game-day deactivation against Tampa Bay (9/9). He suffered a strained right Achilles in practice Sept. 12 and was placed on injured reserve Sept. 22.


**2000:** Whalen was drafted by the Tampa Bay Buccaneers in the fifth round (157th overall) of the NFL Draft but was released Aug. 27. He signed to the Cowboys practice squad Aug. 30, where he remained until being moved to the active roster Dec. 5. He saw special teams action against Washington (12/10) and the N.Y. Giants (12/17). He saw his first offensive playing time at Tennessee (12/25) but did not record a reception.

**COLLEGE:** Whalen earned All-America and All-SEC honors after leading all collegiate tight ends with 90 receptions, 1,019 receiving yards and 10 touchdowns as a senior. His 90 receptions established an NCAA record for tight ends and set a new school record at Kentucky. He earned Compag's Best Hustle Play of the Week in College Football following a 57-yard catch-and-run play against Louisville. Whalen made the transition from wide receiver to tight end during spring drills prior to his junior year and finished the season with 23 catches for 239 yards and three touchdowns. As a sophomore transfer, Whalen saw action in 11 games, recording seven catches for 66 yards. He was named the UK Walk-on of the Year as



chosen by the Louisville chapter of the National Football Foundation and Hall of Fame. He spent his freshman season at Shasta Junior College in Redding, Calif., as a wide receiver catching 19 passes for 154 yards and a touchdown.

**PERSONAL:** James Patrick Whalen, Jr. was a four-year letterman and three-year starter at LaSalle High School in Portland, Ore. He was named all-state and Tri-Valley League Player of the Year after catching 68 passes for 1,502 yards and 18 touchdowns to help lead his team to the league championship as a senior. He posted approximately 75 receptions for 1,300 yards and 25 touchdowns as a sophomore and junior, combined, to earn all-league honors each season. The marketing major was also named league player of the year as a senior third baseman/pitcher on the LaSalle baseball team while earning second-team all-state honors as a forward on the basketball team. Whalen spends his free time visiting the children at Happy Hill Farm Academy and Home, a residency campus for at risk children.



## Michael Wiley

### Running Back

5'11" ★ 203 ★ 1/5/78

Ohio State

D5 for '00 (144th overall)

NFL: 3rd Year ★ Cowboys: 3rd Year



**GAMES/STARTS:** 2000 (10/0), 2001 (16/0). Total — 26/0.

**PRO:** Michael Wiley is an all-purpose player who has demonstrated the ability to fill the role of a third down back with his solid pass receiving skills and his fine pass blocking ability. After being drafted in the fifth round out of Ohio State in 2000, Wiley was initially scheduled to be evaluated at both running back and receiver, but he soon found a niche in the backfield. As a ball carrier, he has excellent vision and burst, and he also has the ability to set up his blocks effectively. A solid route runner with good hands and speed, Wiley has made the most of his opportunities on the field the past two seasons. In 2001, he was equally effective as a runner, receiver and pass protector in third down situations throughout the season. He will compete for playing time at running back with Troy Hambrick, as the pair back up Emmitt Smith in 2002.

**2001:** As a second year pro, Wiley came into his own as the Cowboys third down back. He touched the football 30 times on third down and picked up a first down on 14 of those touches (46.7% conversion rate). To add to those impressive figures, he averaged 6.8 yards every time he touched the ball from scrimmage. He finished the year with 34 rushing attempts for 247 yards (7.3 avg.) and 16 catches for 99 yards and a touchdown, while averaging 22.5 yards on four kickoff returns. Wiley opened the season with three receptions for 16 yards on third downs against Tampa Bay (9/9). At Philadelphia (9/30), he led the team with three receptions for 28 yards, including an 11-yard touchdown — his only scoring reception of the year and the second of his career. Wiley also added two carries for eight yards and recovered a Brian Mitchell fumble on a first quarter punt on special teams to set up a Dallas field goal. In the Cowboys 17-3 win over Arizona (10/28), he touched the football twice and converted a third down both times, first with a 12-yard run, then with an eight-yard gain on a shovel pass. At New York (11/4), Wiley worked as the third down back and spelled Hambrick (Smith was out with a sprained knee) at running back. The following week at Atlanta (11/11), Wiley again spelled Hambrick at running back and recorded a career-best 85 yards on seven carries, including a career-long 58-yard burst to set up the only Dallas touchdown of the day. At Washington (12/2), Wiley logged three carries for 61 yards, including a 46-yard scamper late in the third quarter to set Dallas up for a 38-yard field goal. All three of his carries against the Redskins came on third down and picked up a first down. In the following week's win over the Giants (12/9), Wiley recorded four carries for 15 yards, including a key six-yard gain on third-and-three to pick up a first down and keep alive the go-ahead touchdown drive. He added a career-long 17-yard reception on the earlier game-tying touchdown drive, and he handled two kickoff returns, one on a reverse handoff from Swinton and the other when he fielded a short kick and returned it 40 yards to the Giants' 44-yard line. At Seattle (12/16), he recorded one reception for eight yards before suffering a right hip contusion in the third quarter that knocked him out of the game. He returned to action the following week at Arizona (12/23) and recorded six touches (three runs, three receptions) for 19 yards. In the Cowboys surprise win over playoff bound San Francisco (12/30), Wiley touched the ball four times on third down and converted three of those touches into first downs. His 19-yard run on third-and-seven got the ball to the 49ers two-yard line and set up the final field goal of the game. In the season finale at Detroit (1/6/02), Wiley converted one-of-two third down runs into a first down.

**2000:** While using his rookie season as a learning experience, Wiley's limited action in the early part of the year grew into an expanded third down back role following the release of Chris Warren in December. Wiley closed the year with 14 receptions for 72 yards. His rushing attempts also increased by the end of the year, and in the last four games of the season, he had 23 carries for 87 yards. Wiley also saw action on Dallas special teams, averaging 23.3 yards on 13 kickoff returns while making seven special teams tackles. In his first NFL game, he led the team with three special teams tackles against Philadelphia (9/3)





while adding a 10-yard reception. At Arizona (9/10), Wiley scored his first NFL touchdown by plucking a tipped pass from Randall Cunningham out of the air and taking it 15 yards for the score. He finished the night with three receptions for 23 yards replacing Warren (neck strain) on third downs. In the Monday night win at Washington (9/18), he took over the kickoff return duties and fielded four kicks for 89 yards. Against San Francisco (9/24), he averaged 21.3 yards on three kickoff returns. In that game, Wiley also recorded his first career rushing attempt (a one-yard gain). After suffering a sprained right knee in practice on Oct. 11, Wiley worked through a six-game period where he was a game-day deactivation. He returned to the field on Thanksgiving Day against Minnesota (11/23) and contributed an eight-yard reception. At Tampa Bay (12/3), in his first extensive offensive action, Wiley replaced Warren on third down and in multiple wide receiver sets and responded with six carries for 32 yards (5.3 avg.) and three receptions for 13 yards. In the win over Washington (12/10), he was second on the team with 11 carries for 38 yards spelling Smith. The following week against the N.Y. Giants (12/17), Wiley led the Cowboys with four receptions. In the season's final game at Tennessee (12/25), he opened the game by recovering an onside kick by Dallas. He went on to add five carries for 17 yards as the team's third down back.

**COLLEGE:** Wiley came to the Cowboys after one of the most productive careers as a playmaker in the history of Ohio State football. In four years in Columbus, Wiley had a hand in 35 touchdowns in the following fashion: rushing (27), receiving (five), passing (two) and kickoff returns (one). Although he started just two seasons for the Buckeyes, Wiley left Ohio State ranked seventh on the school's all-purpose yardage list with 4,194 yards. His career totals include 2,951 rushing yards, good for seventh on the OSU all-time ground list. Wiley completed an incredible 10-of-11 career passing attempts for 225 yards and two touchdowns while averaging 21.9 yards-per-kickoff return with a career-long 100-yard touchdown effort. He finished his days at Ohio State with career averages of 5.8 yards-per-rush and 11.3 yards-per-reception. Wiley averaged 7.7 yards every time he touched the ball in college. He was a second-team All-Big Ten selection after a senior season in which he led the Buckeyes in rushing with 952 yards and 10 touchdowns on 183 carries (5.2 avg.). In 1998, Wiley enjoyed his finest season as a collegiate player. A first team All-Big Ten selection, he led the Buckeyes in rushing and was second in the conference, with a career-high 1,258 yards on 198 carries (6.2 avg.) and 10 touchdowns.

**PERSONAL:** A consensus high school All-America at Monte Vista High School in San Diego, Calif., Wiley ran for 3,417 career yards and 38 touchdowns. As a senior, he tallied 1,901 yards and 23 touchdowns on the ground en route to being ranked as the country's No. 2 running back prospect by *Bluechip Illustrated*. He earned four letters in football and track and three in basketball. Wiley was a National Football Foundation and College Hall of Fame Scholar athlete at Ohio State, where he majored in sociology.

## WILEY'S COWBOYS TOTALS

Year	No.	Rushing Yds.	Avg.	Long	TD
2000	24	88	3.7	11	0
2001	34	247	7.3	58	0
Totals	58	335	5.8	58	0

Year	Att.	Kickoff Returns Yards	Avg.	Long	TD
2000	13	303	23.3	38	0
2001	4	90	22.5	40	0
Totals	17	393	23.1	40	0

Year	No.	Opponents' Fumbles Recovered	Avg.	Long	TD
2001	1	0	0.0	0	0

Year	No.	Receiving Yds.	Avg.	Long	TD
2000	14	72	5.1	15	1
2001	16	99	6.2	17	1
Totals	30	171	5.7	17	2

## Additional Statistics

Special Teams Tackles: 2000 (2-5-7), 2001 (1-3-4).  
Total 3-8-11.

## Single Game Bests

Rushing Attempts - 11 vs. Washington, 12/10/00  
Rushing Yards - 85 @ Atlanta, 11/11/01  
Long Rush - 58 @ Atlanta, 11/11/01  
Receptions - 4 vs. N.Y. Giants, 12/17/00

Receiving Yards - 28 @ Philadelphia, 9/30/01  
Kickoff Returns - 5 @ Tennessee, 12/25/00  
Kickoff Return Yards - 128 @ Tennessee, 12/25/00



## Randal Williams

## Wide Receiver

6'3" ★ 220 ★ 5/21/78

New Hampshire

W(Jax) for '01

NFL: 2nd Year ★ Cowboys: 2nd Year



**GAMES/STARTS** (regular season, playoffs): 2001 (7/0, 0/0).

In an ongoing search to find a possession receiver, Cowboys coaches are looking to Randal Williams to break out of the pack and establish himself as the go-to guy. Williams is a raw receiver that runs precise routes and has the size to win a battle for the football. He is an intelligent player that saw time on special



teams as a rookie and should have a grasp of the Cowboys offensive system going into the 2002 season.


**2001:** Williams signed with Jacksonville as a rookie free agent and finished the preseason with one catch for six yards. He was one of only three rookie free agents to make the Jaguars final roster, but was deactivated for each of Jacksonville's first six games. He was released Oct. 27 and claimed by Dallas Oct. 29. He was inactive at the N.Y. Giants (11/4) then active but did not play at Atlanta (11/11). He saw his first NFL action on special teams, recording one tackle against Philadelphia (11/18). Against Denver (11/22) he added another special teams tackle then recorded his third straight special teams tackle at Washington (12/2). Williams saw action on the punt coverage team and registered a tackle working as a gunner against the N.Y. Giants (12/9). At Seattle (12/16), he recorded another special teams tackle before being deactivated at Arizona (12/23). Against San Francisco (12/30), Williams tallied his sixth special teams tackle before closing the season off at Detroit (1/6) with his seventh tackle in seven games.

**COLLEGE:** Williams saw action in seven games as a senior at New Hampshire, catching 10 passes for 258 yards (25.8 avg.) and four touchdowns. He also carried the ball 47 times for 163 yards and three touchdowns and returned eight punts for 146 yards (18.3). To compliment his football feats, Williams earned Academic All-Conference honors. As a junior, Williams caught 10 passes for 149 yards (14.9) and three touchdowns while seeing action in every game. He averaged 6.5 yards-per-carry on four rushes (26 yards) and also saw some playing time as a defensive end, where he recorded one tackle.

**PERSONAL:** Randal Ellison Williams attended Deerfield, Mass., Academy, where he played split end and defensive end on the football team while running the 100-meters, 200-meters and 4x100 relay for the track team. He tied the Deerfield Academy school record in the 100 and earned a silver medal in the 100 at the New England Prep School Championships. Randal, who was president of the Deerfield Black Student Coalition, graduated from New Hampshire with a double major in business and Spanish.

WILLIAMS' COWBOYS TOTALS

Special Teams Tackles: 2001 (3-4-7).



# Roy Williams

## Safety

6'0" ★ 228 ★ 8/14/80

Oklahoma

D-1 for '02 (8th overall)

NFL: Rookie ★ Cowboys: Rookie



**COLLEGE:** Considered by many to be the nation's top college football players in 2001, Roy Williams comes to Dallas as perhaps the Cowboys most heralded first round draft choice since another player with ties to the State of Oklahoma – Troy Aikman – arrived in 1989. Rarely has any Dallas draft pick received so much advanced billing, and even more uncommon is the universal acceptance of Williams' selection and his immediate popularity with Cowboys' fans across the country. Williams was selected with the eighth pick in the 2002 Draft after coming out of the University of Oklahoma with a year of eligibility remaining. He was a unanimous All-America and All-Big 12 Conference selection at strong safety, while also claiming the 2001 Jim Thorpe Award that annually recognizes the nation's top defensive back. Williams was also named the Bronko Nagurski Award winner as the nation's top defender. Regarded as one of the hardest hitting safeties to come out of the college game in several years, Williams is equally adept at covering receivers or being a stout run stopper. He is particularly talented at blitzing and his outstanding tackling technique is apparent in all situations. He will enter the league with high expectations and should team up with long time Pro Bowler Darren Woodson to form perhaps the league's hardest hitting safety tandem. Williams is expected to learn the intricacies of the NFL game from Woodson, and the pair should be interchangeable at the two safety positions in the Dallas defense. The pair of aggressive blitzers should provide balance in pressuring opposing quarterbacks and helping the Cowboys defense create more negative plays and turnovers.

**2001:** A unanimous All-America and All-Big 12 selection, Williams was named Big 12 Defensive Player of the Year by the *Fort Worth Star-Telegram* and *College Football News*. He capped his brilliant collegiate career by winning the Jim Thorpe Award, given to the nation's top defensive back, and the Nagurski Award, given to college football's top defensive player. In leading the Sooners to a 10-2 record and a victory in the Cotton Bowl, Williams set a school season record with 27 pass deflections, shattering the old mark of 17 by Mike Woods (1999). He recorded a career-high 101 tackles (73 solos) with two sacks and 11 stops for losses. His 11 stops behind the line of scrimmage were one shy of his own school record for defensive backs (12 in 2000). He also intercepted five passes and recovered three fumbles. Williams showcased his talents for the City of Dallas in the Sooners mid-season win over Texas (14-3) at the Cotton Bowl when he picked off a pass, deflected three others, collected eight tackles and stopped tailback Cedric Benson for a three-yard loss. He also made the play of the game with a crunching hit on quarterback Chris Simms that





forced an interception deep in Longhorn territory that was returned for the game-clinching touchdown. At Air Force, Williams picked up three tackles for losses moving him into first place among Oklahoma defensive backs with 29 career tackles for losses. He registered a career-high 15 tackles against North Texas, and scored a touchdown on an 18-yard fumble recovery in a victory over Kansas State. At Nebraska, Williams tied for the team lead with nine tackles then led the team with 11 stops against Texas A&M. In the Sooners win over Texas Tech, he registered 10 tackles with a 13-yard sack and four deflected passes. He played his final game as a college player in Dallas' Cotton Bowl and registered six tackles, two sacks and three stops for minus 17 yards in the win over Arkansas.

**2000:** Williams played a very visible role in the Sooners' perfect 12-0 season and march to the national championship. The title marked the first for Oklahoma since 1985, and the championship season was capped with a victory over Florida State in the Orange Bowl. Williams was named All-America and was also an All-Big 12 pick. Williams started all 12 games at strong safety and finished the year third on the team with 93 tackles (58 solos). His 12 stops for losses set a school record for defensive backs, and he had four sacks for losses of 25 yards. He intercepted two passes and deflected nine others while recovering one fumble. In the season opener against UTEP, Williams recorded the first touchdown return of his career on a 35-yard interception return. Against Kansas, he collected 13 tackles including a five-yard sack and three stops for losses of nine yards. In the annual Red River Shootout against Texas, Williams tallied seven tackles, two behind the line of scrimmage, a sack for a 13-yard loss and one pass defended. He then posted 10 tackles with two for losses against Nebraska before picking up 10 tackles, two for losses, a five-yard sack and a pass defended at Texas A&M. Against Texas Tech, Williams registered 11 tackles then made six stops, a pass defended and a fumble recovery that led to Oklahoma's only touchdown in the National Championship Game.

**1999:** Williams played in every game and started the final five contests for Oklahoma. He recorded 75 tackles (57 solos) with a 5-yard sack and six stops for losses of 21 yards. He also intercepted two passes and deflected 11 others while causing one fumble. He earned *Sporting News* Freshman All-America honors at the conclusion of the season. In the season opener against Indiana State, he recorded eight tackles before picking up his first career interception and nine tackles against Texas A&M. At Colorado, he made seven tackles before taking an interception 22 yards against Missouri. At Iowa State, Williams tallied 11 tackles including one for a loss. Against Oklahoma State, he registered a then career-high 14 tackles, including a 5-yard sack and two tackles behind the line of scrimmage. In the Independence Bowl against Mississippi, he posted six tackles, a tackle for a loss and two passes defended.

**1998:** As a true freshman, he stepped in and contributed immediately on defense and special teams. He played in the first three games of the season before suffering a back injury that forced him out of action the remainder of the year. He received a medical hardship to regain another year of eligibility.


**PERSONAL:** Williams played quarterback, wide receiver and defensive back during his career at James Logan High School in Union City, CA. He was the top-rated defensive back prospect in the western region by *PrepStar*, after recording five interceptions and 56 tackles as a senior. He caught 13 passes for 301 yards and five touchdowns in 1997 as a wide receiver while running for 162 yards and a touchdown on 38 carries. Williams was one of the main reasons that Logan had a four-year record of 38-10, two North Coast Section Class 4A championship appearances (1994 and 1997) and two semifinal appearances (1995 and 1996). He also lettered in track (clocked at 10.9 seconds in the 100 meters). Williams majored in sociology at Oklahoma. His aunt, Vecepia Towery, was the winner of the popular CBS television series *Survivor: Marquesas* in the Spring of 2002.

WILLIAMS' OKLAHOMA TOTALS

Year	Tackles		Tot.	Sacks	Tkl/ Loss	Passes Def.	Fumbles For-Rec.
	Solo	Asst.					
1999	57	18	75	1.0 (-5)	6 (-21)	11	1-0
2000	58	35	93	4.0 (-25)	12 (-46)	9	0-1
2001	73	28	101	2.0 (-16)	11 (-40)	27	0-3
Total	88	81	269	7.0 (-46)	29 (-107)	47	1-4

Year	Interceptions		Avg.	Long	TD
	No.	Yards			
1999	2	22	11.0	22	0
2000	2	53	26.5	35	1
2001	5	25	5.0	23	0
Totals	9	100	11.4	35	1



# Darren Woodson

## Safety

**6'1" ★ 216 ★ 4/25/69****Arizona State****D-2b for '92 (37th overall)****NFL: 11th Year ★ Cowboys: 11th Year****28**

**GAMES/STARTS** (regular season, playoffs): 1992 (16/2, 3/0), 1993 (16/15, 3/3), 1994 (16/16, 2/2), 1995 (16/16, 3/3), 1996 (16/16, 2/2), 1997 (14/14), 1998 (16/15, 1/1), 1999 (15/15, 1/1), 2000 (11/11), 2001 (16/16). Total - 152/136, 15/12.

**PRO:** Through 10 NFL seasons, Darren Woodson has clearly and consistently established himself as one of the NFL's premier strong safeties. His dependability, athleticism, aggressiveness and the ability to produce in the big game have put him in the elite level of performers in the NFL. In addition, his versatility at playing both the run and pass at an extremely productive level have separated Woodson from the rest of the strong safety field. He has been selected to five Pro Bowls, been named first team All-Pro four times and played in three Super Bowls. A converted college linebacker, Woodson is the complete NFL package at safety. He combines size (6-1, 219) and speed (4.4 in the 40-yard dash) with great football instincts and hitting ability. He has recorded at least 100 tackles in nine of the last 10 years. He has started 147 of the club's last 157 games, including playoffs, and he has played in 167 of a possible 175 career games. Woodson has 44 double-figure tackle games in his career, and in 2001, he became the second leading tackler in Dallas Cowboys history. His 131 stops last year increased his career tackle total to 1,178 and moved him ahead of Randy White (1,104) on the Cowboys' all-time list. He now trails only Lee Roy Jordan (1,236 tackles) and can become the club's all-time leader with 58 more stops in 2002. With 21 career interceptions, Woodson is tied for 11th on the club's all-time list and will crack the top ten with his next pick. He has maintained the aggressive nature that he displayed as a college linebacker, but has used his quickness and speed to make a very smooth transition to the secondary. Woodson has finished first or second on the team in tackles in five of the last nine seasons (1993-96, 1998). He also went over the 100 tackle mark in four consecutive seasons (1993-96), becoming the first Dallas player to accomplish that feat since Michael Downs (1983-86). In 1995, he became the first Dallas defensive back to lead the team in tackles (144) since Bill Bates in 1988. He duplicated that feat in 1998. In 1993, he established a Dallas single-season record for tackles by a defensive back (155). In the Cowboys base defensive alignment, Woodson lines up at strong safety, but he has also shown great production when lining up at outside linebacker in certain nickel pass defenses - often covering a slot receiver. His versatility and aggressive attitude makes him a very valuable special teams performer, posting a combined total of 72 special teams tackles in the past five seasons. Woodson's next selection as an All-Pro will enable him to earn that honor more times (five) than any other Dallas safety. He is currently tied with Mel Renfro (1965, 1967, 1969 and 1971) and Cliff Harris (1975-1978), who were each named All-Pro four times during their Dallas careers. Renfro earned a fifth All-Pro selection as a cornerback in 1973. Woodson is one of the team's hardest workers, and his character and leadership ability make him a very valuable asset within the framework of the team. He signed a long-term contract after the 2001 season ended that will assure Woodson's place as a Dallas Cowboy throughout his entire career. At Super Bowl XXXVI in New Orleans, Woodson was named the 14th recipient of the Athletes in Action Bart Starr Award. The honor, which is voted on by all NFL players, recognizes outstanding character and leadership in the home, on the field and in the community.

**2001:** Woodson was clearly the most valuable player on the Dallas defense. He led the team with three interceptions, marking the first time in his career he has led the Cowboys defense outright in that department (he tied for the team lead in 1994 and 1996). He also tied for the team lead in tackles for lost yardage with nine, while his 131 total stops were good for third on the club, trailing Dat Nguyen (172) and Dexter Coakley (134). In an ongoing display of unselfishness, Woodson also racked up 11 special teams tackles, marking the seventh time in his 10-year career that he has reached double figures in special teams tackles. In the opener against Tampa Bay (9/9), Woodson was second on the team with a season-high 13 tackles and helped limit the Bucs wide receivers to 9.7 yards-per-reception, including just one completion of over 20 yards. He also recorded his 19th career interception with a second-quarter pick off Brad Johnson while covering Keyshawn Johnson. On the run side, he added two tackles for a loss while helping hold the Bucs to 2.2 yards-per-carry. In the loss to San Diego (9/23), he tied for second on the team with eight tackles. At Oakland (10/7), Woodson was second on the team with 10 tackles while helping limit the Raiders to 101 rushing yards on 34 carries (3.0 yards-per-carry). In the Monday night win over Washington (10/15), he totaled five tackles while helping limit the Redskins to 123 net yards passing on the night. In Dallas' 17-3 win over Arizona (10/28), he was third on the team with nine tackles while helping limit the Cards to 75 yards rushing. At the N.Y. Giants (11/4), Woodson's six tackles moved him past Randy White (1,104 career tackles) and into second place on the club's all-time tackle list with 1,106 stops. He also forced two fumbles in the Giants game, including one on kickoff coverage that set Dallas up at the Giants' 27-yard line.





At Atlanta (11/11), he recovered a Michael Vick fumble at midfield to set Dallas up for its only touchdown drive of the game. He also had a tackle for a loss as the Falcons were limited to 201 total yards, including just 46 net yards passing, the lowest passing total by an opponent since the N.Y. Giants were held to 42 yards on Sept. 8, 1996. In the loss to Philadelphia (11/18), Woodson recorded the 20th interception of his career and tied his season high with 13 tackles. He also tied his season-high total of two tackles for losses and broke up two passes as the Eagles were limited to 227 total yards, including just 129 through the air. In the Thanksgiving Day loss to Denver (11/22), he was second on the team with 10 tackles while adding a tackle for a loss and a quarterback pressure. Woodson's effort helped limit Denver to 160 net yards passing and a 3.1 yards-per-carry average on the ground. In Dallas' big road win at Washington (12/2), he tied for the team lead with eight tackles while adding two quarterback pressures. He spearheaded a defensive unit that limited Stephen Davis to 53 yards on 17 carries (3.1 avg.) and the Redskins passing game to 196 net yards. In the following week's win over the Giants (12/9), Woodson recorded his 21st career interception with a game-icing pick off of Kerry Collins in the fourth quarter. He also added two special teams tackles on kickoff coverage against New York. At Seattle (12/16), he was second on the team with 12 tackles despite suffering a right knee contusion in the second quarter. He also broke up a pass and helped limit the Seahawks to 139 net yards passing on the day. In the Cowboys' surprise victory over play-off-bound San Francisco (12/30), Woodson was second on the team with nine tackles and added a tackle for a loss. The 49ers were limited to 229 net yards passing, including just 149 through three quarters. On the ground, the NFL's second ranked running game (146 yards-per-game) was limited to 56 yards.

**2000:** Woodson was enjoying another stellar campaign at strong safety, leading the team in tackles with 123 stops before a fractured forearm at Baltimore (11/19) brought a premature end to his season. Although he missed the remaining five games of the year and was placed on injured reserve Dec. 14, he still finished the year as the team's third leading tackler and was fourth in special teams tackles with 11. In the season opener against Philadelphia (9/3), Woodson tied for the team lead with 13 tackles. The following week at Arizona (9/10), he finished with nine tackles, a tackle for a loss and a pass defended while helping limit the Cardinals to 3.0 yards-per-rushing attempt. At Washington (9/18), he led the team with 13 tackles and assisted in shutting down the Redskins big-play passing attack by limiting their four wide receivers to 12 catches for 97 yards (8.1 yards-per-catch) with a long of 14 yards. In the loss to San Francisco (9/24), he recorded a team-high 15 tackles, his best performance since recording 17 stops against Atlanta on Oct. 20, 1996. In the overtime win at Carolina (10/1), he led the secondary with 10 tackles while adding a tackle for a loss, forcing a fumble and breaking up two passes – including a key fourth-down pass from Steve Beuerlein that ended a Panthers potential scoring drive in the fourth quarter. At the N.Y. Giants (10/15), he recorded eight tackles and helped limit the Giants to 108 yards passing. In the Cowboys 48-7 win over Arizona (10/22), Woodson led the team with nine tackles and recorded his first interception of 2000 with a third quarter pick of Jake Plummer to set up a Dallas touchdown. He also helped limit Cardinal wide receivers to five receptions for 51 yards through three quarters, including three receptions for 17 yards by starters Boston and Sanders. In addition, Woodson led Dallas with four special teams tackles, tying his single-game career-high. Against Jacksonville (10/29), he recorded his 1,000th career tackle, becoming just the fourth player in club history to reach the 1,000 tackle mark, joining Lee Roy Jordan, Randy White and Ed Jones. He finished that game with 13 stops – second best on the team. The following week at Philadelphia (11/5), Woodson led the team with 16 tackles, the highest single-game tackle total by a Cowboys defender for 2000. He also recorded his second interception of the season with a second quarter pick of McNabb and helped limit the Eagles running backs to 77 yards on 25 carries (3.1 avg.) and their wide receivers to four receptions for 49 yards. In the win over Cincinnati (11/12), Woodson posted eight tackles as the Bengals were limited to 195 total yards and just 56 net yards passing. In that game, he also moved past Ed Jones (1,032 career tackles) into third place on the club's all-time tackle list. Woodson's season came to an abrupt end at Baltimore (11/19) when he suffered a fractured forearm in the second quarter. He returned to action in the second half and registered nine tackles, but the injury eventually forced him to miss the remaining five games of the year.

**1999:** Although not receiving public accolades, Woodson still performed at a level Cowboys coaches, players and fans have come to expect. Despite missing the game at Philadelphia (10/10) with a sprained left ankle, he finished third on the team with 128 tackles while recording a career-high seven quarterback pressures, eight passes defended, three tackles behind the line of scrimmage, two interceptions and a sack. While registering five double-digit tackle games during the season, he also finished fourth on the team with 13 special teams stops. Woodson opened the season tying for the team lead with nine tackles at Washington (9/12) while also tying for the team lead with three special teams tackles despite suffering a bruised biceps midway through the game. Against Atlanta (9/20), he tied for the team lead with 11 tackles while leading the team with a career-high four quarterback pressures and adding his only sack of the season. He posted six tackles, a tackle for a loss and a pass defended against Arizona (10/3) before missing the game at Philadelphia (10/10) after suffering a sprained left ankle in practice the Thursday before the game. He returned to the starting lineup at the N.Y. Giants (10/18) and registered nine stops. He led the team with 12 tackles and forced a fumble at Indianapolis (10/31) before tying for the team lead with eight tackles at Minnesota (11/8). Against Green Bay (11/14), Woodson tied for the team lead with 11 tackles to help limit the Packers to 40 yards rushing. On Thanksgiving Day, he registered 10 tackles to help shut out Miami (11/25). At New England (12/5), he posted seven tackles and recorded his first interception of the season when he picked off Drew Bledsoe in the end zone to end a Patriots second quarter scoring threat. Woodson also recorded the 100th special teams tackle of his career against the Pats. He registered six tackles against Philadelphia (12/12) and a week later, he recorded a season-high 13 stops against the N.Y. Jets (12/19). He tied his career-high with three passes defended, including his second interception of





the year, at New Orleans (12/24) while tallying six tackles in helping hold Ricky Williams to 61 yards on 23 carries (2.7 avg.). He finished with seven tackles in the season finale against the N.Y. Giants (1/2/00). In Dallas' NFC Wild Card Playoff Game at Minnesota (1/9/00), Woodson recorded a postseason career-high 13 tackles while adding a tackle for a loss and a pass defended.

**1998:** Back to full health, Woodson regained his spot at the top of the Dallas tackle chart, leading the team with 136 stops – the third best performance of his career. His three sacks tied his career-high, and he posted six double figure tackle games. He was also second on the team with 11 passes defended, the second best total of his career. This high productivity level earned him All-Pro selection by *The Sporting News*. It was the fourth time in his career he has been named All-Pro, tying Mel Renfro and Cliff Harris as the most decorated safeties in club history. Following the season, Woodson made his fifth consecutive trip to Hawaii as a member of the NFC Pro Bowl squad. The honor that may have meant the most to Woodson was the Ed Block Courage Award, an honor voted on by his Dallas teammates and given to the player who has overcome injuries to return to the field. He opened the season against Arizona (9/6) by finishing with five tackles and helping limit the Cardinals to 205 total yards. He was second on the team with nine tackles at Denver (9/13) before leading the squad with a season-high 12 tackles at the N.Y. Giants (9/21). In the Giants game, the Dallas defense limited New York to 56 yards rushing. Woodson came right back the next week against Oakland (9/27) and tied his season-high with another 12-tackle performance. He again led the team with 11 stops at Washington (10/4) while helping limit the Redskins to 164 yards on 13-of-29 passing (44.8%). His eight-tackle game at Chicago (10/18) helped limit the Bears to 79 yards rushing on 31 carries. Woodson logged his only interception of the season at Philadelphia (11/2) while deflecting two other passes to help limit the Eagles to 104 passing yards, including six receptions for 38 yards from their wide receivers (6.8 avg.). Against the N.Y. Giants (11/8), Woodson recorded the first multi-sack game of his career while leading the team with 11 tackles and three special teams tackles. He again led the team in tackles with 11 at Arizona (11/15) and nine against Seattle (11/22). He also added his third sack of the season against Seattle – which forced a Warren Moon fumble that led to the first Dallas touchdown of the day. For the fourth straight game, Woodson was at the top of the tackle chart, tying for the team lead with eight stops against Minnesota (11/26) while adding a team-high two tackles for a loss. He was second on the team with 10 tackles at New Orleans (12/6), posting his sixth double digit tackle game of the season. His three passes defended at Kansas City (12/13) led the team and tied his single-game career-best. He also totaled eight tackles on the day. Woodson closed out the season with six tackles and a forced fumble against Philadelphia (12/20) and seven-tackles against Washington (12/27). In the Wild Card Playoff Game against Arizona (1/2/99), he led the team with three passes defended, including a fourth quarter interception that stopped a Cardinals drive at the Dallas 16-yard line.

**1997:** Although Woodson's season was affected by injuries, causing him to miss two regular season starts for the first time since becoming a full-time starter in 1993, he was still recognized as the game's best strong safety, earning his fourth consecutive spot on the NFC Pro Bowl squad. From Week Two of 1993 through Week Seven of 1997, Woodson had started 80 straight games (including playoffs), but that streak came to an end when he was forced to miss the game at Philadelphia (10/26) with a hyperextended right knee. It was the first time he had not suited up for a game in his career (100 consecutive games). He also missed the Thanksgiving Day game against Tennessee with a sprained right shoulder. Woodson's ability to play through injuries earned him the Dallas Cowboys Unsung Hero Award from the NFL Players Association. Despite the two missed games, he still finished the year fifth on the team with 97 tackles, while also leading the team with three forced fumbles. He tied for the team lead in fumble recoveries with two. At Arizona (9/7), he had a career-high two forced fumbles and logged seven tackles. His second quarter sack and forced fumble came on a blitz of Cardinals QB Kent Graham, and the fumble was returned four yards for a touchdown by Chad Hennings. The next week, he led the team with 11 tackles against Philadelphia (9/15) as the Dallas defense limited the Eagles to 5.8 yards-per-pass play. Two weeks later, Woodson recorded his first interception of the season to set up a Dallas field goal against Chicago (9/28) while adding six tackles. At Washington (10/13), Woodson tied for fourth on the team with eight tackles despite suffering a hyperextended right knee in practice the Thursday before the game. He also forced a Redskins fumble that Dexter Coakley returned 16 yards for a touchdown. In the victory over Jacksonville (10/19), he registered four tackles before re-aggravating his hyperextended right knee early in the third quarter and leaving the game. After sitting out the Eagles game (10/26) the next week, Woodson returned to the starting lineup at San Francisco (11/2) and was second on the team with a season-high tying 11 tackles. He also led the team with two special teams tackles and recovered a fumble at the Cowboys 17 yard-line to end a 49ers threat late in the first half. At Green Bay (11/23), he logged five tackles despite suffering a strained right shoulder in the second quarter. He returned to the game midway through the fourth quarter, but the shoulder injury kept him out of the Thanksgiving Day game with Tennessee (11/27) four days later. At the conclusion of the season, Woodson underwent an exploratory arthroscopic debridement of his right shoulder by Dr. James Andrews on Jan. 14, 1998 in Birmingham, AL.

**1996:** Woodson capped another stellar season with his second consecutive All-Pro selection and his third straight Pro Bowl appearance. For the second time in his career, he tied for the team lead in interceptions (five, with Kevin Smith), matching the career-high number of interceptions he collected in 1994. He was also second on the team in tackles with 118 stops, topping the 100-tackle mark for the fourth consecutive season to become the first Dallas player to accomplish that feat since Michael Downs (1983-1986). He finished the year second on the team in special teams tackles (18) and passes defended (10). Woodson also compiled a career-high three sacks – marking the most sacks by a Dallas defensive back since Kenny Gant had three in 1992. In the season opener at Chicago (9/2), Woodson tied for the team lead among defensive backs with eight tackles, while also recovering a fumble to set up Dallas' first field





goal. In the loss at Buffalo (9/22), Woodson picked up his first interception of the year while helping limit the Bills to just 89 yards passing. The next week at Philadelphia (9/30), he led the team with 11 tackles while recording his first sack of the year. In the Cowboys win over Atlanta (10/20), Woodson led the team with a season-high 17 tackles. He received a game ball for his performance against the Falcons after also recording two passes defended and a tackle for lost yardage. Woodson was the team leader in tackles with eight stops at San Francisco (11/10) while registering a sack and intercepting a third quarter pass to set up a Dallas field goal. In the Monday night victory over Green Bay (11/18), Woodson intercepted Brett Favre's two-point conversion pass attempt in the fourth quarter. Woodson recorded his third interception of the year with a fourth quarter theft at Arizona (12/8) that set up a Dallas field goal. The following week, he picked off two Drew Bledsoe passes against New England (12/15), marking the second time in his career he has had a multiple interception game (vs. Arizona, 10/9/94). In the win over the Patriots, he also led the team with nine tackles and forced a Curtis Martin fumble on third-and-one from the Dallas 16-yard line to stop a second quarter scoring drive. Later in the third quarter, he returned an interception 21 yards to the Patriots four-yard line to set up a Dallas field goal. His fourth quarter interception ended the Patriots chances with 2:22 remaining. In the playoff loss at Carolina (1/5/97), Woodson picked up his second career postseason interception on the Panther's opening drive of the game to set up a Dallas field goal.

**1995:** Darren Woodson's fourth NFL season was somewhat of a "dream season," as he closed the year in his hometown of Phoenix, AZ, playing in Super Bowl XXX in the same Sun Devil Stadium where he starred at Arizona State. Along the way to the Super Bowl, Woodson was a consensus All-Pro selection for the second consecutive year, and he earned his second straight starting berth in the Pro Bowl. In doing so, Woodson became the first Dallas defensive back to earn consecutive All-Pro honors since Everson Walls (1982-83) and the first Dallas safety to make back-to-back Pro Bowl trips since Cliff Harris (1978-79). Woodson led the Cowboys with 144 tackles, and became the first defensive back to top the team tackle list since Bill Bates in 1988. He enjoyed his most productive all-around day in the loss at Washington (10/1), leading the team with 15 tackles and returning an interception 37 yards for a touchdown, marking his second career interception return for a score. In the Cowboys win over the Raiders in Oakland (11/19), Woodson recorded a season-high 16 tackles, including a career-high tying 11 solo stops. He also had two passes defended and a key interception at the Raiders four-yard line that stopped a fourth quarter drive. His other top tackling performances came in the following regular season games: at Minnesota (12 stops on 9/17), San Francisco (10 on 11/12), at Philadelphia (14 on 12/10) and against the N.Y. Giants (12 on 12/17). In addition to leading the team in tackles during the regular season, Woodson also led the team with 23 postseason tackles, including a team-high 11 stops against Pittsburgh in Super Bowl XXX (1/28/96). In the divisional playoff win over Philadelphia (1/7/96), his hit on Eagles quarterback Rodney Peete forced Peete to leave the game with a concussion.

**1994:** Woodson's rapid climb to the top level of NFL safeties reached the summit in 1994 – his third year in the NFL and second year as a starter. He was a consensus All-Pro, and he tied for the Cowboys' team lead in interceptions while becoming the first Dallas defensive back to be selected as a Pro Bowl starter since Everson Walls (1985). Woodson's five interceptions ranked fifth in the NFC and 10th in the NFL and were the most by a Dallas safety since Michael Downs had six in 1986. Woodson recorded his second straight 100-plus-tackle season by finishing the year second on the club with 113 stops while tying for third on the team in passes defended with 12. Woodson got off to a blazing start by earning game balls in six of the Cowboys first seven games. Those games and his performances are as follows: at Pittsburgh (9/4) – in the season opener, Woodson received a game ball after his seven tackles helped hold the Steelers to 126 yards in total offense. Against Houston (9/11) – he picked up a game ball after recording 13 tackles. He also picked up his first career regular season interception against Houston. At Washington (10/2) – he earned a special teams game ball by forcing a fumble on the opening kickoff and tying for the team lead in special teams tackles with two. Against Arizona (10/9) – he led the team in tackles with seven and recorded two interceptions that led to Dallas touchdowns. It was the first multiple interception game of his career. Against Philadelphia (10/16) – while leading all Dallas defensive backs with six tackles, he also returned a third quarter interception 26 yards to set up a Cowboys touchdown. At Arizona (10/23) – Woodson registered a season-high 15 tackles. He was named the NFC's Defensive Player of the Week at Philadelphia (12/4) after recording nine tackles and stepping in front of a fourth quarter Randall Cunningham pass and racing 94 yards for a touchdown to ensure the Cowboys 31-19 victory. It was the third longest interception return in club history at the time. He recovered his only fumble of the year at Cincinnati (10/30). Despite earning All-Pro honors at safety, Woodson remained one of the Cowboys top special teams performers, tying for third on the team with 23 special team stops.

**1993:** As a second-year player, Woodson earned a starting job at strong safety in training camp and then nearly won the team's individual tackle title by collecting 155 stops – just four shy of team leader Ken Norton. Woodson's 155 tackles were the most ever by a Dallas defensive back. Moreover, with eight double-digit tackle games in 1993, he joined Eugene Lockhart (16 in 1989) as only the second Dallas player to register at least seven double-figure tackle games in a season (since game-by-game records were kept in 1984). He led the Cowboys in fumble recoveries with three (while forcing another) and contributed four tackles for lost yardage totaling 13 yards. He enjoyed an all-time game in the regular season finale at Giants Stadium (1/2/94) – collecting a career-best 19 tackles (the most ever by a Dallas defensive back in a single game) and one fumble recovery. His 19 tackles against the Giants tied him for second on the Cowboys all-time single-game tackle list. For the regular season, Woodson averaged 9.7 tackles-per-game, but over the course of the last nine games, he contributed 11.8 tackles-per-game. That stretch included the Cowboys' four games in the month of November where Woodson turned in double figure tackle totals in all four games and 48 total stops. He closed the month of November with 15 tackles against

Miami on Thanksgiving Day (11/25). He was the team's leading tackler in the playoffs with 27 stops. He also registered his first professional interception in the playoffs against Green Bay (1/16/94), and he recovered a fumble in Super Bowl XXVIII against the Bills (1/30/94). Woodson missed the opener at Washington (9/6) as he was still recovering from a fractured right forearm.

**1992:** Although Woodson was a second-round draft choice of the Cowboys, his play in the nickel pass defense caught almost everyone by surprise. It was thought that moving from linebacker at Arizona State to strong safety in the NFL would take a longer adjustment period. Instead, he quickly became the club's draft surprise. Woodson became a major contributor to the defense while leading the special teams with 19 tackles. In 16 games, he recorded 33 tackles (28 solo), second among Dallas' rookies. Included was a season-high six stops in a start against the Run-and-Shoot offense at Atlanta (12/21). His first NFL start came in a pass situation defense at Detroit (11/8). Two weeks later at Phoenix (11/22), he had a season-high five solo tackles. Against Chicago (12/27), Woodson's first NFL sack forced a first-quarter fumble at Chicago's 30-yard line, but the Bear's recovered. Against Philadelphia (1/10/93) in the playoffs, he forced a fumble at the Eagles' 25-yard line to set up a Dallas field goal at the end of the first half. His standout play on special teams included a game ball for the 27-0 win over Seattle (10/11).

**COLLEGE:** An All-PAC Ten second-team selection as a senior and honorable mention All-America as a junior, Woodson played linebacker at Arizona State. Coming out of high school, he didn't have the grades to accept a football scholarship from ASU, so he started his career as a walk-on and quickly developed a reputation for being one of the fiercest hitters in the country. As a sophomore in 1989, he had a career-high 16 tackles against Stanford en route to his single-season high of 122 tackles (79 solo). Of his five career interceptions, three came in his senior season.

**PERSONAL:** Darren Ray Woodson was an All-Metro Division AAA and all-city linebacker and running back at Maryvale High School in Phoenix, Ariz. Darren ran for a career-high 225 yards and six touchdowns against Kofa High in Yuma, Ariz, tying a Phoenix Metro game record and setting a school mark. He earned three letters in football and served as team captain his senior year. He received his degree in criminal justice at Arizona State. In 1996, Woodson served as the Dallas Cowboys spokesman in a nationally televised NFL United Way public service announcement. During the 1999-2000 school year, Woodson headed the Dallas Cowboys/Darren Woodson "Prepare to Pass" Challenge, which encouraged 10th grade students at five Dallas high schools to pass all sections of the Texas Assessment of Academic Skills test. In 2000, Woodson received the Children's Medical Center Athlete Role Model Award presented by the Dallas All-Sports Association. Woodson and fellow members of the Cowboys' secondary participated in the second annual NFL/United Way Hometown Huddle in October, 2000. The secondary served lunch to the homeless and visited with children at the Carr P. Collins Social Service Center. He is also a regular participant in the Children's Cancer Fund Fashion Show, serving as a celebrity escort to children suffering with cancer but who serve as fashion models for the day. During the Cowboys annual Let Us Play! Sports Camp for Girls, Woodson served as a guest flag-football coach - teaching girls from local non-profit agencies in Dallas-Ft. Worth basic football drills. In February of 2002 - at Super Bowl XXXVI in New Orleans - Woodson was named the 14th recipient of the Athletes in Action Bart Starr Award. That honor is voted on by all NFL players, and it recognizes outstanding character and leadership in the home, on the field and in the community. Woodson was a guest speaker for at the 2001 United Way Home Town Huddle. He continued his work with children spending time as an escort at the Children's Cancer Fund Fashion Show. He also once again was a celebrity coach at the annual Let Us Play! Sports Camp for girls.

WOODSON'S COWBOYS TOTALS

Year	Solo	Tackles Ast.	Tot.	Sacks	Tkl/ Loss	QB Press.	Passes Def.	For. Fum.	Special Teams		Tot.
									Solo	Ast.	
1992.....	28	5	33	1.0 (-9)	1(-4)	1	4	1	14	5	19
1993.....	89	66	155	0.0 (0)	4(-13)	1	4	1	1	1	2
1994.....	69	44	113	0.0 (0)	3(-3)	0	12	1	16	7	23
1995.....	90	54	144	0.0 (0)	6(-11)	3	8	1	6	3	9
1996.....	70	48	118	3.0 (-17)	5(-9)	3	10	2	12	6	18
1997.....	45	52	97	2.0 (-24)	3(-4)	0	5	3	7	2	9
1998.....	74	62	136	3.0 (-17)	4(-11)	2	11	2	8	2	10
1999.....	71	57	128	1.0 (-8)	3(-3)	7	8	1	7	6	13
2000.....	74	49	123	0.0 (0)	3(-3)	0	7	1	7	4	11
2001.....	72	59	131	0.0 (0)	9(-16)	10	9	3	8	3	11
Totals.....	682	496	1,178	10.0 (-75)	41(-77)	27	78	16	86	39	125

Playoffs											
Year	Solo	Tackles Ast.	Tot.	Sacks	Tkl/ Loss	QB Press.	Passes Def.	For. Fum.	Solo	Ast.	Tot.
1992.....	10	4	14	0.0 (0)	0(0)	1	1	1	3	2	5
1993.....	16	11	27	0.0 (0)	1(-4)	0	2	0	2	0	2
1994.....	9	5	14	0.0 (0)	0(0)	0	1	0	0	1	1
1995.....	18	5	23	0.0 (0)	1(-1)	2	1	0	2	0	2
1996.....	8	4	12	0.0 (0)	1(-1)	0	1	0	1	2	3
1998.....	2	3	5	0.0 (0)	0(0)	1	3	0	0	0	0
1999.....	8	5	13	0.0 (0)	1(-2)	0	1	0	1	0	1
Totals.....	71	37	108	0.0 (0)	4(-8)	4	10	1	9	5	14

Woodson's Single-Game Bests

Total Tackles - 19 @ N.Y. Giants, 1/2/94  
playoffs - 13 @ Minnesota, 1/9/00  
Solo Tackles - 11 three times, last @ Philadelphia,  
11/5/00  
playoffs - 8 vs. Pittsburgh, 1/28/96 and @  
Minnesota, 1/9/00

Interceptions - 2 twice, vs. Arizona, 10/9/94; and vs.  
New England, 12/15/96  
Passes Defensed - 3 four times, last @ New Orleans,  
12/24/99  
playoffs - 3 vs. Arizona, 1/2/99  
Quarterback Pressures - 4 vs. Atlanta, 9/20/99  
Forced Fumbles - 2 @ Arizona, 9/7/97





## WOODSON'S COWBOYS TOTALS (cont.)


Year	Pass Interceptions				
	No.	Yds.	Avg.	Long	TD
1994	5	140	28.0	94t	1
1995	2	46	23.0	37t	1
1996	5	43	8.6	21	0
1997	1	14	14.0	14	0
1998	1	1	1.0	1	0
1999	2	5	2.5	5	0
2000	2	12	6.0	12	0
2001	3	11	3.7	6	0
Totals	21	272	13.0	94t	2

Opponents' Fumbles Recovered					
Year	No.	Yds.	Avg.	Long	TD
1993	3	0	0.0	0	0
1994	1	0	0.0	0	0
1997	2	0	0.0	0	0
2001	1	0	0.0	0	0
Totals	7	0	0.0	0	0

Opponents' Fumbles Recovered					
Year	No.	Yds.	Avg.	Long	TD
1993	3	0	0.0	0	0
1994	1	0	0.0	0	0
1997	2	0	0.0	0	0
2001	1	0	0.0	0	0
Totals	7	0	0.0	0	0

## Playoffs

1993	1	0	0.0	0	0
------	---	---	-----	---	---



## Anthony Wright

## Quarterback

6'1" ★ 211 ★ 2/14/76

South Carolina

FA for '00

NFL: 4th Year ★ Cowboys: 3rd Year

**GAMES/STARTS:** 1999 (0/0-Pitt.), 2000 (4/2), 2001 (4/3). Total - 8/5.

**PRO:** A bright, young talent who was first thrust into one of the most visible jobs in sports at the conclusion of the 2000 season, Anthony Wright accepted the challenge with the poise and confidence of a seasoned veteran. After replacing Troy Aikman during his first season in Dallas, Wright took the field for three starts in place of Quincy Carter in 2001 and guided Dallas to its first victory of the season. In two seasons, Wright has directed the Dallas offense with an unusually steady hand for a player of his youth and inexperience. Possessing a strong arm, fine athletic ability and solid instincts, Wright has proven just as successful coming off the bench to replace a fallen teammate as he has in taking control from the opening snap. Wright will be in the heat of competition for the back-up quarterbacking duties this fall as he squares off with Clint Stoerner and the newly acquired Chad Hutchinson. A student of the game, Wright has excellent work habits and an ability to elude pressure and make plays on the run. He entered the NFL as a rookie free agent with Pittsburgh in 1999 and earned a spot on the Steelers 53-man roster.

**2001:** After earning the back-up spot behind Quincy Carter in training camp, Wright spent little time on the sidelines. When Carter suffered an injured thumb in practice on Sept. 12, Wright became the team's starter against San Diego (9/23). In just his third career start, Wright completed 12-of-25 passes for 193 yards and three touchdowns, including an 80-yard scoring toss to Raghib Ismail for his first career touchdown pass. The following week at Philadelphia (9/30), he earned his second start of the season and was 7-of-23 for 33 yards through three quarters before handing over the team to Clint Stoerner in the fourth quarter. Carter returned to action at Oakland (10/7), but only until a second quarter strained his hamstring sent him to the sideline. In came Wright who proceeded to throw a 40-yard scoring strike to Joey Galloway on his first pass of the game. He finished the day 14-of-22 for 126 yards and two touchdowns. Seven of the eight drives he directed moved the Cowboys inside the 23-yard line, resulting in three touchdowns, two blocked field goals and two drives that ended on downs. With Carter out of action, Wright earned another start against Washington (10/15) in the Monday Night match-up and came away with his first win as a starter after engineering two fourth quarter field goal drives, including an eight-play, 59-yard drive in the final 2:39 to set up Tim Seder's game-winning 26-yard kick with no time remaining. Wright was 15-of-28 for 177 yards and one interception on the night. He also ran eight times for 32 yards, the third most carries ever by a Dallas quarterback. In the game he re-aggravated an ACL injury in his right knee he was originally sustained in college. That injury sidelined him for the game against Arizona (10/28) and he underwent surgery Oct. 30 to repair the ACL. He was placed on injured reserve Nov. 2.

**2000:** After joining the Cowboys practice squad on Aug. 30 after being released by Pittsburgh, Wright was moved up to the active roster Nov. 21. He was the third quarterback in the Thanksgiving Day loss to Minnesota (11/23), and then saw his first splash of NFL regular season action at Tampa Bay (12/3). In limited fourth quarter action against the Bucs, Wright completed one-of-three passes for 10 yards during the only drive he led. After a concussion forced Aikman out the following week against Washington (12/10), Wright took over late in the first quarter and led the Cowboys to a 32-13 victory. He completed three-of-five passes for 73 yards, including a 46-yard toss to James McKnight over Deion Sanders on his first attempt



of the game. Wright calmly directed the Cowboys to three touchdowns and three field goal attempts in his 11 possessions against the Redskins (two other drives ended in kneel downs to end the half and game). His poised play and natural leadership ability helped Dallas claim its seventh straight victory over its chief NFC East rival. Wright's challenges rapidly became more difficult as the remaining two games featured nationally televised outings against the NFC Champion N.Y. Giants and the defending AFC Champion Tennessee Titans. In his first professional start, Wright was 13-of-25 for 119 yards and one interception against New York (12/17). He also ran four times for 26 yards, including a 19-yard gain. He paced Dallas to a 13-0 halftime lead, but ultimately New York was able to pull out a 17-13 division clinching victory. The final game of the season had Wright making his first road start at Tennessee (12/25) in front of a Monday Night Football audience on Christmas. In facing the NFL's top ranked defense, Wright managed to complete five-of-20 passes for 35 yards while suffering two interceptions.

**1999:** After signing with Pittsburgh as a rookie free agent, Wright completed eight-of-19 passes for 70 yards while rushing for 34 yards on four carries in preseason. He impressed Steelers coaches enough to earn a spot on the active roster as the fourth quarterback. He was inactive for the first 11 games of the season before being declared Pittsburgh's third quarterback at Jacksonville (12/2). He was promoted to the second quarterback spot for the season finale against Tennessee (1/2/00) but did not see any playing time.

**COLLEGE:** Wright posted a 116.3 quarterback rating as a senior on 145-of-273 passing for 1,899 yards, 10 touchdowns and 10 interceptions despite overcoming major knee surgery during his junior campaign. He led the Gamecocks in total offense (1,955 total yards) during his final season. He completed 139-of-252 passes for 18 touchdowns and five interceptions as a junior before tearing the ACL in his right knee against Tennessee and missing the final two games of the season. He ranked seventh in the Southeastern Conference in total offensive yards-per-game (193.4) as a junior. As a first-year starter as a sophomore, Wright completed 131-of-244 passes for 1,850 yards, eight touchdowns and six interceptions. He threw for two touchdowns and an interception on 17-of-27 passing as a redshirt freshman in 1995.

**PERSONAL:** Anthony Wright was named All-America by *SuperPrep* magazine as a senior at West Craven High School in Vanceboro, N.C. The Gatorade Player-of-the-Year was rated as the seventh-best quarterback prospect in the nation by *SuperPrep* following his senior campaign. During his prep career, he passed for 4,890 yards, 44 touchdowns and 15 interceptions. Wright is the cousin of former NFL defensive back Jesse Campbell. In 2001 Wright joined Cowboys Peppi Zellner and Troy Hambrick in the NFL High School Tuesday program, a day that all NFL teams visited a local high school. The group spoke to the R.L. Turner High School football team in Carrollton, Tex. about the importance of setting goals, focusing on education and planning for the future.

WRIGHT'S COWBOYS TOTALS  
Passing


Year	Starting Record	Att.	Comp.	Yards	Pct.	TD	Int.	Long	Sacks/Yards	Rating
2000	0-2	53	22	237	41.5	0	3	46	12/92	31.7
2001	1-2	98	48	529	49.0	5	5	80t	5/30	61.1
Totals	1-4	151	70	766	46.4	5	8	80t	17/122	50.8

Rushing

Year	No.	Yds.	Avg.	Long	TD
2000	12	36	3.0	19	0
2001	17	57	3.4	12	0
Totals	29	93	3.2	19	0

Single Game Bests

Attempts - 28 vs. Washington, 10/15/01  
 Completions - 15 vs. Washington, 10/15/01  
 Yards - 193 vs. San Diego, 9/23/01  
 Long - 80t vs. San Diego, 9/23/01  
 Rushing Attempts - 8 vs. Washington, 10/15/01  
 Rushing Yards - 32 vs. Washington, 10/15/01



# Bashir Yamini

## Wide Receiver

6'3" ★ 211 ★ 3/14/75

Iowa

FA for '01

NFL: 3rd Year ★ Cowboys: 2nd Year



**GAMES/STARTS:** 2000 (5/0 - Ten.).

**PRO:** The Cowboys were looking to add another swift receiver when they signed Bashir Yamini on March 6, 2001. A fleet-footed wideout with the speed to separate from defensive backs, Yamini is a raw talent with only two years of collegiate experience under his belt. He spent a year learning the NFL game before a torn ACL ended his second season. He should return to the playing field during training camp to battle for a spot on the Cowboys receiving depth chart.

**2001:** Yamini was signed as a free agent on March 6. After catching three passes for 52 yards and a touchdown in preseason action, he suffered a torn ACL in practice Aug. 7 and underwent reconstructive surgery Aug. 31. He was placed on injured reserve Aug. 28.





**2000:** Yamini originally signed as a rookie free agent with Denver on April 20. He was released by the Broncos on Aug. 27. He signed with Tennessee and saw action in five games but did not record a catch before being released Nov. 9. He immediately joined the Titans practice squad, where he finished 2000.

**COLLEGE:** Yamini only played football his final two seasons at Iowa, recording 57 receptions for 665 yards and one touchdown. He was a track star at Iowa, earning All-America honors on the school's 4x400-meter relay team which finished fourth at the 1999 NCAA Outdoor Championships. During that same year at the Big 10 Championships, Yamini won the 200-meter dash for the second consecutive year and anchored the 4x200-meter relay and the 4x400-meter relay teams that won conference titles. He also placed sixth in the long jump.

**PERSONAL:** Bashir Yamini was an all-conference football player at Thornridge, Ill. High School. He was also the Illinois state long jump and high jump champion and a two-time MVP in basketball.



## Peppi Zellner

### Defensive End

6'5" ★ 262 ★ 3/14/75

Fort Valley State

D-4b for '99 (132nd overall)

NFL: 4th Year ★ Cowboys: 4th Year



**GAMES/STARTS** (regular season, playoffs): 1999 (13/0, 1/0), 2000 (12/0), 2001 (16/15). Total – 41/15, 1/0.

**PRO:** Patience and persistence have characterized Peppi Zellner's ascent to the status of a starting NFL defensive end. After overcoming a serious knee injury late in the 2000 season, Zellner's hard work and dedication brought him back to health in 2001. As opportunity presented itself in the form of Ebenezer Ekuban's season ending back injury – suffered in the first week of the 2001 season – Zellner responded with a very productive season and established himself as a proven starter at defensive end. Tall and athletic, Zellner brings his former basketball skills to the football field with an aggressive attitude and a mean streak. He has an abundance of natural talent that is still in need of development, but his production as a starter gives the Cowboys depth and talent at the pass rushing position. He will battle Ekuban during training camp for the starting job, but the pair will join Greg Ellis to form a solid rotation at the end positions.

**2001:** As a key contributor to the Cowboys dramatic turnaround on defense in 2001, Zellner recorded a career-high 53 stops. He was second on the team with 22 quarterback pressures and was tied for fourth on the club with three sacks. Zellner's efforts helped the Cowboys defense earn a fourth overall NFL ranking by allowing an average of just 287.4 yards-per-game. In 2001, the Dallas Cowboys allowed 1,710 rushing yards, a figure that was 927 fewer yards than the club allowed during the 2000 season. Those numbers represented the largest turnaround by any defensive unit in the NFL in 2001. As a reserve in the season opener against Tampa Bay (9/9), Zellner recorded his first career fumble recovery by falling on a Warrick Dunn miscue in the second quarter. During the Bucs game, Ekuban suffered a season ending back injury that forced Zellner into full-time action as a starter. He earned his first career NFL start (right end) against San Diego (9/23) and responded with two tackles and a team-high three quarterback pressures. Zellner also helped limit LaDainian Tomlinson to a 3.3-yard average on 27 carries. In a very impressive second career start at Philadelphia (9/30), he finished second on the team with a career-best eight tackles, a 10-yard sack of Donovan McNabb, a tackle for a loss, two quarterback pressures and a forced fumble. In Dallas' Monday night win over Washington (10/15), Zellner tied for second on the team with six tackles while recording his second sack of the season. He also added a quarterback pressure as the Redskins were limited to 226 net yards on offense. Zellner added his third sack in four games against Arizona (10/28) while adding three tackles as the Cards were limited to 75 rushing yards. Despite playing with a strained groin that he suffered in the previous week of practice, Zellner recorded five tackles and a pressure at the N.Y. Giants (11/4). In the loss to Philadelphia (11/18), he recorded two tackles, a tackle for a loss and a quarterback pressure while helping limit the Eagles to 227 total yards. At Washington (12/2), he turned in a career-high four quarterback pressures while helping limit the Redskins to 196 net yards passing. The following week against the N.Y. Giants (12/9), Zellner was fourth on the team with five tackles. He also pressured quarterback Kerry Collins into four bad throws while helping limit the Giants to 245 yards of total offense, including just 73 yards on their final eight possessions of the game. In the loss at Seattle (12/16), he enjoyed his second-best tackle total of the season with seven stops. Zellner led all Dallas defensive linemen in tackles with seven in the Cowboys' 27-21 upset victory over playoff bound San Francisco (12/30). The 49ers were limited to 229 net yards passing. On the ground, the NFL's second ranked running game (146 yards-per-game) was limited to 56 yards.

**2000:** Prior to his season ending knee injury on Nov. 27, Zellner had played in all 12 of Dallas' games as a reserve defensive end and collected 16 tackles, two sacks and three quarterback pressures. Despite missing the final four games of the year, Zellner was the Cowboys second leading tackler on special teams



with 13 stops. In the season's second game at Arizona (9/10), he recorded his first sack of the season with a takedown of Jake Plummer. Two weeks later against San Francisco (9/24), he saw considerable playing time at defensive end after Ebenezer Ekuban was injured. Zellner went on to record a season-best four tackles. He picked up his second sack of the season in the following week's overtime win at Carolina (10/1). The next week against Jacksonville (10/29), he tied his season-high with four tackles. In the overtime loss at Philadelphia (11/5), he recorded two quarterback pressures and a special teams tackle as the Dallas punt coverage unit limited Brian Mitchell to one return for two yards and forced two fair catches. In the win over Cincinnati (11/12), he tied for the team lead with three special teams tackles as the Bengals were limited to 19.7 yards-per-kickoff return. At Baltimore (11/19), he led the team with three special teams tackles. Zellner was placed on reserve/injured Dec. 12 following his successful knee surgery.

**1999:** Zellner hit the ground running as a rookie, tying for sixth on the team with 10 special teams tackles and earning All-Rookie honors from *College & Pro Football Newsweekly*. He started off hot, recording his first career sack with a six-yard take down of Danny Kannel in the fourth quarter against Atlanta (9/20) while adding two tackles. He was inactive for three of the next four games but returned to action against Green Bay (11/14), logging a tackle and a special teams stop. On Thanksgiving Day, he tied for the team lead with two special teams tackles against Miami (11/25) and helped limit Brock Marion – who entered the game ranked second in the NFL with a 26.4 yard average – to an 18.4 yard average on five kickoff returns. When Greg Ellis suffered a fractured tibia in the first quarter against Philadelphia (12/12), Zellner saw considerable action at defensive end and recorded a season-high three tackles. He also tied for the team lead with two special teams tackles as the Eagles started eight-of-10 drives following punts or kickoffs at or inside their own 20. Over the next two weeks, Zellner saw a rise in his playing time with Ellis out of action and recorded two tackles against both the N.Y. Jets (12/19) and at New Orleans (12/24). In the wild card playoff game at Minnesota (1/9/00), Zellner's playing time continued to increase when Ebenezer Ekuban (sprained knee) went down. Zellner responded with a season-high tying three tackles.

**COLLEGE:** As a senior, Zellner earned All-America and All-Southern Intercollegiate Athletic Conference honors at defensive end. He was third on the team, tops among defensive linemen, with 60 tackles and three sacks. His 14 tackles behind the line of scrimmage led the team. He accomplished all this after taking the 1997 season off to concentrate on basketball, where he starred at forward for Fort Valley State's hoops team, starting 17-of-26 games and averaging 10.3 points and 9.1 rebounds-per-game as the Wildcats earned their first SIAC basketball title since 1969. Zellner played in just three games due to transfer eligibility problems in his first year on the Fort Valley State football team (1996), but he recorded 18 tackles and four stops behind the line of scrimmage. A two-year letterman in football at Georgia Military Institute (1994-95), Zellner collected 15 sacks, 33 tackles behind the line of scrimmage and 129 tackles in his two junior college seasons.

**PERSONAL:** An all-area, all-district and *Prep Football Report* all-Dixie selection at May Persons High School in Forsythe, Ga., Hunndens Guiseppi Zellner was selected to participate in the Florida-Georgia All-Star Game. He also played in the North-South All-Star hoops tournament as an all-area selection in basketball. Zellner was a physical education major at Fort Valley State, and he has served as a football coach at the Cowboys Let Us Play! Sports Camp for Girls. He also helped coach at the Dallas Cowboys/Gatorade Training Camp for Kids. In 2001, Zellner joined Cowboys teammates Troy Hambrick and Anthony Wright to participate in the NFL High School Tuesday, a day that all NFL teams visited a local high school. They spoke to the R.L. Turner High School football team in Carrollton, Tex., about the importance of setting goals, focusing on education and planning for the future. He has a daughter, Tanjanyika (2/22/92).

## ZELLNER'S COWBOYS TOTALS

Year	Tackles			Sacks	Tkl/Loss	QB Press.	Passes Def.	For. Fum.	Special Teams		
	Solo	Ass.	Tot.						Solo	Ass.	Tot.
1999 .....	8	5	13	1.0 (-6)	0(0)	3	1	0	2	8	10
2000 .....	6	10	16	2.0 (-18)	1(-1)	3	0	0	6	7	13
2001 .....	33	18	51	3.0 (-26)	3(-4)	22	1	1	0	0	0
Totals .....	47	33	80	6.0 (-50)	4(-5)	28	2	1	8	15	23

## Playoffs

1999 .....	0	2	2	0.0 (0)	0(0)	1	0	0	0	0	0
------------	---	---	---	---------	------	---	---	---	---	---	---

## Single-Game Bests

Tackles – 8 @ Philadelphia, 9/30/01  
QB Pressures – 4 @ Washington, 12/2/01 and vs. N.Y. Giants, 12/9/01





## Rookies and First-Year Free Agents



### DaShawn Abram

**Cornerback**

6'2" ★ 201 ★ 5/28/79

**Wyoming**

**FA for '02**


**NFL: Rookie ★ Cowboys: Rookie**



PLAYERS

**COLLEGE:** Abram finished his two-year career at Wyoming with 97 tackles, including a sack, five passes defended, two fumble recoveries and an interception. As a senior, he finished sixth on the Cowboys squad with 40 stops and two passes defended. As a junior transfer from Kemper Military Academy, Abram tallied 57 tackles, a sack, three passes defended and an interception. As a freshman and sophomore at Kemper Military Junior College, Abram was ranked among the top 50 junior college defensive backs in the nation according to *PrepStar* recruiting magazine.

**PERSONAL:** Abram was a communications major at Wyoming. After going to Kemper Military Junior College, he was heavily recruited by Arizona, Oklahoma and Memphis but chose to join the Wyoming Cowboys.



### Rashidi Barnes

**Safety**

6'0" ★ 205 ★ 6/26/78

**Colorado**

**FA for '02**

**NFL: 2nd Year ★ Cowboys: 1st Year**




**GAMES/STARTS:** 2000(14/0 - Cle.).

**PRO:** Barnes signed with the Cowboys June 28 after spending the spring with the Frankfurt Galaxy of NFL Europe. He led the Galaxy with 58 tackles while deflecting four passes and forcing a fumble. He was originally drafted in the seventh round (225th overall) of the 2000 NFL Draft by the Cleveland Browns. He finished his rookie season with 10 tackles and eight special teams tackles. He returned to the Browns for the 2001 season but was released at the end of camp.

**COLLEGE:** Barnes finished his collegiate campaign with 193 tackles and three interceptions. As a senior, he was an All-Big 12 selection finishing second on the Buffaloes with 108 tackles, including four for losses; he also had three sacks, five passes defended, three forced fumbles and three fumble recoveries as the team's starting free safety. He played in six games recording 45 stops, three passes defended and an interception as a junior. Barnes tallied 28 tackles in a reserve role as a sophomore. As a true freshman, he finished the year with 12 tackles and a fumble recovery while adding 13 special teams tackles.

**PERSONAL:** Barnes was a *Blue Chip Illustrated* All-America selection at Berkely, Calif., High School totaling 103 tackles, 15 passes defended and four interceptions while adding 24 receptions for 534 yards and four touchdowns on offense. He also lettered four times in basketball and once in track.





## Darius Bryant

### Defensive Tackle

6'1" ★ 301 ★ 1/21/79

North Carolina State

FA for '02

NFL: Rookie ★ Cowboys: Rookie



**COLLEGE:** Bryant saw action in every game as an NCSU senior, tallying 21 tackles, including one for a loss and two quarterback hurries. As a junior, he made 11 starts, including one in the Micronpc.com Bowl, and recorded 28 tackles. He started seven games during his sophomore campaign, recording a career-high 29 tackles. As a redshirt freshman, he led all defensive tackles with 21 stops, including a game-high five in the season finale against North Carolina.

**PERSONAL:** Darius Bryant was a four-year starter on both sides of the ball at Lakeland High School in Suffolk, Va. He finished his senior year with 95 tackles, six sacks and two fumble recoveries, earning all-southeastern 3-A district honors. Bryant and wife Natasha have two sons, Davarius and Davin.



## Khary Campbell

### Linebacker

6'1" ★ 230 ★ 4/4/79

Bowling Green


FA for '02

NFL: Rookie ★ Cowboys: Rookie



**COLLEGE:** Campbell finished his senior campaign as Bowling Green's tackle leader for the second consecutive season with 79, including five for losses, two sacks, five forced fumbles and an interception. He started nine games as a junior and led the team with 95 tackles while adding eight passes defended, including a 28-yard interception return for a touchdown. As a sophomore, Campbell finished fourth on the Falcons squad with 50 stops despite seeing action in only eight games. As a redshirt freshman, he started all 11 games at outside linebacker and finished third on the team in tackles (75), including three for losses, two forced fumbles and two fumble recoveries. As a true freshman, he was on the travel roster and saw action in two games before spraining ligaments in his lower back and receiving a medical hardship.

**PERSONAL:** Campbell, a criminal justice major, was a three-year starter at Sylvania Southview High School in Toledo, Ohio as a free safety while playing halfback and wide receiver on offense. He finished his prep career with 134 tackles while rushing for 385 yards and five touchdowns on 65 carries and hauling in 47 passes for 717 yards and six scores as a senior to earn all-Northern Lakes League first-team honors.



## Sam Clemons

### Quarterback

6'1" ★ 213 ★ 10/10/78

Western Illinois

FA for '02

NFL: Rookie ★ Cowboys: Rookie



**COLLEGE:** As a senior, Clemons was the Leathernecks starting quarterback, completing 170-of-302 passes for 2,615 yards, 19 touchdowns and 11 interceptions. Clemons was the Gateway Conference's highest-rated quarterback as a junior, completing 83-of-139 passes for 1,288 yards and 10 touchdowns on his way to earn honorable mention All-Gateway honors after transferring from California. He won the start-





ing quarterback position midway through his sophomore campaign at California and finished his two-year career at Cal 12-of-32 for 110 yards.

**PERSONAL:** As a senior at Oak Ridge High School in El Dorado Hills, Calif., Clemons was the Sierra Valley Conference Offensive Player of the Year and earned all-metro honors. He completed 136-of-209 passes for 2,141 yards, 28 touchdowns and two interceptions. He also lettered in basketball and earned all-league honors in baseball. His grandfather, Raymond Clemons, played for the Green Bay Packers in 1947.



## Dan Collins

**Guard**

6'4" ★ 300 ★ 7/27/76

**Boston College**

**FA for '02**

**NFL: 1st Year ★ Cowboys: 1st Year**



PLAYERS

**PRO:** Collins originally signed with the New England Patriots as a rookie free agent on April 20, 1999 and was released during pre-season. He was selected by the Rhein Fire of NFL Europe in the eighth round of the 2000 draft. Collins started at guard as the Fire rushed for 1,002 yards and averaged 333.8 total yards-per-game on their way to capturing the World Bowl Championship. Following the NFL Europe season, Collins signed with Seattle July 12 but was released at the end of camp. He was out of football until he was acquired by the Orlando Rage in the second round (13th overall) in the Player Allocation and Selection System Draft for the XFL. Along with Jason Gamble, Collins was a member of the Rage offensive line that helped the team rush for 1,026 yards (102.6 per game) while giving up just 18 sacks. Collins attended training camp with the Cowboys in 2001, but was released after camp. He was out of football until rejoining the Cowboys this spring.

**COLLEGE:** Collins was a three-year letterman at Boston College. He started at guard as a senior and was credited with 33 knockdowns for an Eagle rushing attack that averaged 195.8 yards-per-game.

**PERSONAL:** Daniel Allen Collins earned all-northeast honors from *SuperPrep Magazine* at Bridgewater-Raynham, Mass., High School. He was also a member of the basketball team and competed in the javelin and high hurdles for the track team.



## Jeremaine Copeland

**Wide Receiver**

6'1" ★ 200 ★ 2/19/77

**Tennessee**

**FA for '02**


**NFL: 1st Year ★ Cowboys: 1st Year**



**PRO:** Jeremaine Copeland originally went to camp with the St. Louis Rams as a rookie free agent in 1999. He was released by the Rams before the beginning of camp and signed by the Tennessee Titans, who released him among their final cuts. He was then selected in the 22nd round of the 2000 NFL Europe Draft by the Barcelona Dragons. He ended the season leading the league with 74 receptions, establishing an NFL Europe record, and was second in the league with 821 receiving yards. Copeland led the Dragons with six touchdowns. He then went to training camp with Indianapolis but was released prior to the start of the season. Before joining Dallas on May 7, 2001, Copeland spent the spring with the Los Angeles Xtreme of the XFL. He finished the season leading the league in receptions (67) while placing third in receiving yards (755). Copeland went to camp with the Cowboys in 2001, but was released Aug. 28 after fracturing his right clavicle in practice July 26. He was out of football until he rejoined the Cowboys this spring.

**COLLEGE:** Copeland started as a senior on Tennessee's National Championship team in 1998 finishing third on the squad with 29 receptions for 438 yards (15.6 avg) and a touchdown. As a junior, he helped lead the Volunteers to the SEC Championship with 58 receptions for 732 yards (12.6 avg.) and nine touchdowns. As a sophomore and freshman, Copeland was Peyton Manning's backup at quarterback.

**PERSONAL:** Jeremaine Copeland was named all-state and all-region at Harriman, Tenn., High School. As a senior, he was named player of the year in Tennessee for football and basketball. The Urban Studies major was also a member of the basketball and track teams at Harriman.



## Billy Cundiff

### Kicker

6'1" ★ 201 ★ 3/30/80

Drake


FA for '02

NFL: Rookie ★ Cowboys: Rookie



**COLLEGE:** Cundiff finished out his career at Drake owning 15 school and five Pioneer League records, including career marks for points (284), field goals (49-of-79), and PATs (137-of-151). He also ranks 14th on the NCAA I-AA career field goal list connecting on 49 kicks. As a senior, he hit 11-of-17 field goals, including two from 50 yards or more. As a junior, he tallied 100 points as he connected on 20-of-27 field goals including one from 62 yards out, which placed him second in NCAA I-AA annals.

**PERSONAL:** Billy Cundiff, from Harlan, Iowa, majored in secondary education at Drake University. While in high school, he led the Harlan High School football squad to state titles as a sophomore and junior. He also placed second in the high jump at the 1997 Iowa Class 3A state track meet with a jump of 6'6".



## Woodrow Dantzler

### Running Back

5'10" ★ 209 ★ 10/4/79

Clemson

FA for '02

NFL: Rookie ★ Cowboys: Rookie



**COLLEGE:** Dantzler finished his career completing 445-of-773 passes for 5,819 yards, 37 touchdowns and 24 interceptions while rushing for 2,704 yards and 27 touchdowns on 576 carries to become the first quarterback in NCAA history to throw for 2,000 yards and rush for 1,000 yards in a single season. He is Clemson's all-time passing yards leader (5,819) and touchdown passer (37). As a senior, Dantzler completed 188-of-311 passes for 2,360 yards, 17 touchdowns and 11 interceptions while rushing for 1,004 yards and 10 touchdowns on 206 attempts. He was a Heisman candidate before suffering a left upper-ankle injury as a junior finishing the 2000 season with 137 completions on 244 attempts for 1,871 yards, 11 touchdowns and seven interceptions. As a sophomore leading the 30th ranked offense in the nation, Dantzler averaged 231 yards per game while completing 112-of-201 passes for nine touchdowns and six interceptions. He saw limited time as a redshirt freshman completing eight-of-17 passes for 82 yards.

**PERSONAL:** In his three-year prep career at Wilkinson High School in Orangeburg, S.C., Dantzler completed 507-of-791 passes for 7,113 yards and 60 touchdowns while rushing for 3,134 yards and 35 touchdowns. He was a *SuperPrep* All-America while also running track and finishing third in the state in the 400-meter dash. He received a degree in marketing in August 2001.



## Keith Davis

### Safety

5'10" ★ 193 ★ 12/30/78

Sam Houston

FA for '02

NFL: Rookie ★ Cowboys: Rookie



**COLLEGE:** Davis closed out his Bearkat career with 339 tackles and six interceptions. In his senior campaign he totaled 96 tackles, four forced fumbles. As a junior, he finished the year with 99 tackles, two interceptions, and 14 tackles behind the line of scrimmage, earning Southland Football League Defensive





Player of the Year and team Most Valuable Player honors by his teammates. As a sophomore, he amassed 104 tackles, 11 passes defended, three forced fumbles and two fumble recoveries. As a redshirt freshman, Davis recorded 40 tackles as a reserve safety.

**PERSONAL:** Keith Davis played football, basketball and baseball at Italy, Tex., High School. He was a two-time all-state wide receiver and defensive back for the Gladiators. Davis majored in Kinesiology while at Sam Houston.



## Kevin DeRonde

### Defensive End

6'5" ★ 263 ★ 8/15/78

Iowa State

FA for '02

NFL: Rookie ★ Cowboys: Rookie



PLAYERS

**COLLEGE:** DeRonde finished his senior campaign seventh on the Cyclones squad with 68 tackles, four for losses and two sacks. As a junior, he registered 60 stops and added five tackles in the Insight.com Bowl. DeRonde finished his sophomore campaign with 36 tackles, two for losses, and a sack. He saw action in all 11 games as a redshirt freshman in 1998, tallying 21 stops and 2.5 sacks.

**PERSONAL:** As a senior at Pella, Iowa, High School, DeRonde tallied 110 tackles to earn an Iowa Shrine Bowl selection. He was named captain of the all-Marion county team as he started at linebacker and offensive tackle for two seasons. He also earned four letters in track and field and two in basketball.



## Filip Filipovic

### Punter

6'2" ★ 216 ★ 11/5/77

South Dakota


FA for '02

NFL: Rookie ★ Cowboys: Rookie



**COLLEGE:** Filipovic finished his collegiate campaign after three years as the starting punter for the South Dakota University Coyotes also serving as the team's kicker in 2001. In his career with the Coyotes, he had 183 punts for a 39.7-yard average and 35 kicks downed inside the 20-yard line. In his junior year, he had 73 punts for an average of 40.7 and a long of 62 yards. He joined the team as a walk on in 1999, finishing the year with 57 punts for a 38.1 average and a long of 56 yards.

**PERSONAL:** Filip Filipovic, originally from Belgrade, Yugoslavia, was born Nov. 5, 1977 and is the son of Dragan and Gordana Filipovic. At South Dakota he majored in health, physical education and recreation, was an academic all-NCC first team and all-NCC honorable mention in 2000 with the Coyotes.



## Richmond Flowers

### Wide Receiver

5'11" ★ 193 ★ 5/4/78

Tennessee-Chattanooga

FA for '01

NFL: 1st Year ★ Cowboys: 1st Year



**PRO:** The Dallas Cowboys signed Richmond Flowers on Jan. 10, 2002 after spending most of 2001 on the club's practice squad as the club continues building a solid, young receiving corps. Flowers, a hard working, determined player, is hoping to impress coaches with his quickness and sure hands. The experience he gained in NFL Europe this spring should give him a solid base in battling for a roster spot.



**2002:** Flowers spent the spring playing for the Barcelona Dragons in NFL Europe leading the team with six touchdowns and finishing second among receivers with 34 catches for 508 yards (14.9 avg.). He added seven kick off returns for 192 yards (27.4 avg.).

**2001:** Flowers was originally drafted by the Jacksonville Jaguars in the seventh round (235th overall) of the 2001 NFL draft. He finished the preseason with three kickoff returns for 76 yards (25.3 avg.) and one punt return for 19 yards. He was released at the end of camp and signed to the Jaguars' practice squad. He was released on Sept. 18 and was out of football until he signed to Dallas' practice squad Oct. 22.

**COLLEGE:** Flowers finished his collegiate career with 184 receptions for 2,501 yards and 13 touchdowns. He added 1,691 yards on 79 kickoff returns. As a senior, Flowers transferred to Tennessee-Chattanooga from Duke and earned consensus All-Southern Conference honors while ranking fourth in the nation in receptions (86), 10th in receiving yards (1,035) and 15th in receiving yards-per-game (94.1). His receptions and receiving yards totals established new school records.

**PERSONAL:** Richmond Flowers earned *USA Today* All-America honors at Vestavia Hills High School in Birmingham, Ala., as a starter at wide receiver and free safety. As a senior, he amassed over 500 yards on kickoff returns, caught seven touchdown passes and totaled 69 tackles and 10 interceptions on defense. Flowers set a school career-record with 18 interceptions. He was a two-time all-state selection in track, holding the state record in the 55-meter hurdles and school records in the 110-meter hurdles and 300-meter hurdles. Flowers holds a degree in history from Duke University and attended graduate school at Tennessee-Chattanooga. His father, Richmond Flowers II, was a safety with Dallas from 1969-71 and his grandfather Richmond Flowers Sr. was the Alabama State Attorney General during the early 1960's.



## Jason Gamble

### Guard

6'3" ★ 301 ★ 9/12/75

Clemson

FA for '02


NFL: 1st Year ★ Cowboys: 1st Year



**PRO:** Gamble originally signed as a rookie free agent with Tennessee on April 21, 1999. He injured his knee and fractured his shin near the end of training camp and was placed on injured reserve on Sept. 5. He was selected in the 11th round of the 2000 NFL Europe draft by the Scottish Claymores. Gamble started at guard for the Claymores as part of an offense that led the league with 1,274 yards rushing. His performance in NFL Europe led him to training camp with the Jacksonville Jaguars, but he was released at the end of camp. He was then acquired by the Orlando Rage in the second round (13th overall) of the 2001 Player Allocation and Selection System for the XFL. Along with current Cowboys teammate Dan Collins, Gamble was a member of the Rage offensive line that helped lead the way for 1,026 rushing yards (102.6 per game) while giving up only 18 sacks. He then went to camp with the Cowboys but suffered a high ankle sprain and reached an injury settlement with the club. He was out of football the remainder of the year.

**COLLEGE:** Gamble was a two-year starter at center for Clemson after transferring from Hutchinson, Kan., Community College. He received honorable mention All-ACC honors as a senior and played in the Senior Bowl and East/West Shrine Game. Gamble was a JUCO All-America selection and Jayhawk Conference Offensive Lineman of the Year at Hutchinson.

**PERSONAL:** Jason Edward Gamble, a speech communications major, lettered in football and wrestling at Darby, Kan., High School.



## Ennis Haywood

### Running Back

5'10" ★ 224 ★ 12/5/79

Iowa State

FA for '02

NFL: Rookie ★ Cowboys: Rookie



**COLLEGE:** Haywood finished his collegiate campaign fifth on the Cyclones career rushing list in rushing yards (2,862), sixth in touchdowns (27) and second in average yards-per-carry (5.0) on 572 carries. As





a senior, he was the Cyclones team captain and MVP after finishing with 258 rushes for 1,169 yards and 14 touchdowns. Haywood led the conference and was ranked 10th nationally with 123.7 yards-per-game rushing average after rushing for 1,237 yards and eight touchdowns on 229 carries. He saw limited time as a back up to Darren Davis as a sophomore and finished second on the team with 55 carries for 278 yards (5.4 avg.) and three touchdowns. As a true freshman, he played in all 11 games and finished with 178 yards on 30 carries (5.9) and two touchdowns.

**PERSONAL:** As a senior at Carter High School in Dallas, Tex., he rushed for 800 yards and 10 touchdowns while adding 85 tackles on defense. He earned honor roll recognition all four years at Carter with a 3.50 GPA.



## Travis Ortega

### Safety

6'2" ★ 215 ★ 5/11/77

Rice

FA for '01

NFL: Rookie ★ Cowboys: Rookie



**PRO:** Looking to unearth another big safety, the Cowboys brought back Travis Ortega this spring. His size and playmaking ability intrigue coaches, but he will need to make an impression on special teams to break through and earn a spot on the roster.

**2001:** Ortega signed with Dallas as a rookie free agent on Aug. 6 and finished training camp with the Cowboys before being released Aug. 28.

**COLLEGE:** As a senior with the Owls, Ortega finished third on the team with 77 tackles, five stops for a loss, seven passes defended and three forced fumbles. He intercepted two passes, returning them for 97 yards (48.5 avg.), including returning one for a touchdown. He started all 11 games as a junior and finished with 69 tackles and three passes defended. As a sophomore, he led all Rice defensive backs with 78 stops and earned All-WAC Mountain Division honors. As a redshirt freshman, Ortega led the Owl secondary with 62 tackles and five passes defended.

**PERSONAL:** The political science major was a four-year starter at Rockdale High School in San Antonio, Tex.. He earned first-team all-district honors as a quarterback and defensive back as a senior after rushing for 697 yards and passed for 643 yards while tallying 70 tackles, three interceptions and three fumble recoveries on defense.



## Ray Robinson

### Running Back

5'10" ★ 206 ★ 6/11/78

North Carolina State

FA for '02

NFL: Rookie ★ Cowboys: Rookie



**COLLEGE:** Robinson signed with the Cowboys June 28 as a rookie free agent. As a senior, Robinson led all Wolfpack running backs with 190 carries for 733 yards (3.9 avg.) and 10 touchdowns. He also led the team in receptions with 52 for 376 yards and a touchdown. He was seventh in the ACC with 71.6 yards-per-game as a junior as he rushed for 788 yards and seven touchdowns on 193 attempts and caught 41 passes for 366 yards and a touchdown. He was slowed by injuries as a sophomore but managed to carry the ball 112 times for 438 yards (3.9) and three touchdowns. As a true freshman, Robinson earned The Sporting News All-America and 1998 ACC Rookie of the Year honors rushing for 822 yards and 10 touchdowns on 154 carries.

**PERSONAL:** Robinson, a four-year letterman at Hilton Head, S.C., High School, earned *USA Today* All-America honors as a senior, rushing for 1,645 yards and 24 touchdowns. As a junior, he ran a 10.6 second 100-meter dash for the Hilton Head track team and played basketball during as a sophomore.



## Joey Slaten

### Tackle

6'6" ★ 316 ★ 4/17/79

Southern Methodist

FA for '02

NFL: Rookie ★ Cowboys: Rookie



**COLLEGE:** Slaten was a three-year starter at Southern Methodist University, earning honorable mention All-WAC honors as a senior when he helped clear the path for 1,785 rushing yards. The best game of his senior year came in the finale at North Carolina when he was assigned to block Lombardi Award winner Julius Peppers, the second overall pick in the 2002 NFL draft, and did not allow a sack. In his four year career with the Mustangs, Slaten started 28 games, including every game as a senior and junior.

**PERSONAL:** Joey Slaten, born April 17, 1979 in Memphis, Tenn., majored in history while at Southern Methodist. Slaten was an all-district offensive lineman for Seguin, Tex., High School where he was a two-time letterman in football and track.



## Colston Weatherington

### Defensive End

6'5" ★ 289 ★ 10/29/77

Central Missouri State

D-7a for '01 (207th overall)

NFL: 1st Year ★ Cowboys: 1st Year



**PRO:** A physical, athletic defensive end with a good motor, Colston Weatherington is a raw talent the Cowboys hope to polish into a gem. With a quick, explosive first move off the line of scrimmage, he was able to make plays against both the run and pass at Central Missouri. After an all-state career in high school, Weatherington sat out two seasons of football while attending junior college before resuming his career on the gridiron in 1998. In one year of junior college football and two years at Central Missouri, he flashed the potential to be an impact player. He has shown the skills necessary to develop into a special player with hard work and time on the practice field and in the weight room.


**2002:** Weatherington spent the spring with the Amsterdam Admirals of NFL Europe where he finished with 15 tackles and a forced fumble.

**2001:** Weatherington was drafted in the seventh round (207th overall) of the NFL draft by Dallas. He sprained his left ankle in the preseason opener at Oakland (8/4) and missed the final four preseason games. He was released at the end of camp then immediately re-signed to the Cowboys practice squad, where he remained for the entire season.

**COLLEGE:** In leading the Mules' defense as a junior, Weatherington recorded 32 tackles and 22 tackles behind the line of scrimmage for 108 yards in losses. He also added seven sacks and batted down seven passes to earn All-MIAA conference and Division II All-America honors. Weatherington made an immediate impact in moving from one year of junior college football to the Division II level, earning All-America and MIAA Defensive MVP honors as a sophomore after leading the team with 12.0 sacks and recording another 19 tackles behind the line of scrimmage. He totaled 52 stops on the year and recovered two fumbles. After sitting out the 1996 and 1997 seasons while enrolled at Northwest Mississippi Community College, Weatherington began his college career in 1998 and recorded 68 tackles with 18 tackles behind the line of scrimmage for NMCC. He went on to earn all-state and all-region honors after recording 13 sacks, three passes defended, including an interception, five forced fumbles and three fumble recoveries before transferring to Central Missouri State.

**PERSONAL:** Weatherington earned all-state honors and helped Graceville, Fla., High School to one state title and a runner-up finish. He majored in physical education at Central Missouri. In 1999, Weatherington also played on the Central Missouri basketball team.





# Scott Zimmerman

## Linebacker

6'0" ★ 235 ★ 4/29/77

Northern Colorado

FA for '01

NFL: 1st Year ★ Cowboys: 1st Year



**PRO:** With continuing injuries at the linebacker position, the Cowboys signed Scott Zimmerman to their practice squad on Dec. 12. Zimmerman, a hard working, determined player, is trying to show Dallas coaches that his ability to make consistent big plays will follow him to the NFL.

**2001:** Zimmerman was allocated to the Rhein Fire of NFL Europe by the St. Louis Rams. He led NFL Europe with 76 tackles while registering two sacks, three passes defended and a forced fumble. He returned to the Rams training camp, he was released at the end of camp, signed to the practice squad and released one week later. He was out of football until signing with Dallas.

**2000:** Zimmerman originally signed as a rookie free agent with Miami but was released at the end of camp. He signed to the Rams practice squad on Oct. 10 and remained with the team through the season.

**COLLEGE:** Zimmerman finished his collegiate career third on Northern Colorado's all-time tackle chart with 370 stops, earning All-North Central Conference honors each of his last three seasons. As a senior, he registered a career-high 106 tackles including 12 for losses, one sack and one interception. As a junior, he amassed 99 tackles, nine for losses, two sacks and two interceptions. He finished his sophomore campaign with 95 stops, a career-high four sacks and two interceptions. As a redshirt freshman, he recorded 70 tackles including a career-high 12 for losses.

**PERSONAL:** Scott Zimmerman lettered three times in football at Standley Lake High School in Westminster, Colo. He also lettered in baseball and wrestling, earning All-America and all-state honors while winning the 1995 state wrestling title in the 172-pound class title. He holds a degree in speech communications and lives in Dallas with his wife Lindsey.

## 2002 Rookie and First-Year Roster

NO	NAME	POS	HGT	WGT	BIRTH- DATE	NFL EXP	COLLEGE	HOW ACQ.
37	Abram, Dashawn	CB	6-2	201	5/28/79	R	Wyoming	FA-'02
14	Bryant, Antonio	WR	6-1	188	3/9/81	R	Pittsburgh	D2b-'02
91	Bryant, Darius	DT	6-1	301	1/21/79	R	North Carolina State	FA-'02
54	Campbell, Khary	LB	6-1	230	4/4/79	R	Bowling Green	FA-'02
9	Clemons, Sam	QB	6-1	213	10/10/78	R	Western Illinois	FA-'02
67	Collins, Dan	G	6-4	300	7/27/76	1	Boston College	FA-'02
11	Copeland, Jermaine	WR	6-1	200	2/19/77	1	Tennessee	FA-'02
3	Cundiff, Billy	K	6-1	201	3/30/80	R	Drake	FA-'02
35	Dantzler, Woodrow	RB	5-10	209	10/4/79	R	Clemson	FA-'02
40	Davis, Keith	S	5-10	193	12/30/78	R	Sam Houston	FA-'02
69	DeRonde, Kevin	DE	6-5	263	8/15/78	R	Iowa State	FA-'02
10	Filipovic, Filip	P	6-2	216	11/5/77	R	South Dakota	FA-'02
19	Flowers, Richmond	WR	5-11	193	5/4/78	1	Tennessee-Chattanooga	FA-'01
62	Gamble, Jason	G	6-3	301	9/12/75	1	Clemson	FA-'02
65	Gurode, Andre	G/C	6-4	334	3/6/78	R	Colorado	D2a-'02
46	Haywood, Ennis	RB	5-10	224	12/5/79	R	Iowa State	FA-'02
47	Hunter, Pete	CB	6-2	202	5/25/80	R	Virginia Union	D5-'02
7	Hutchinson, Chad	QB	6-5	230	2/21/77	R	Stanford	FA-'02
13	Johnson, DeVeren	WR	6-4	211	9/21/78	R	Sacred Heart	D6b-'02
34	Martin, Jamar	FB	5-11	244	4/12/80	R	Ohio State	D4-'02
29	Ortega, Travis	S	6-2	215	5/11/77	1	Rice	FA-'02
39	Robinson, Ray	RB	5-10	206	6/11/78	R	North Carolina State	FA-'02
20	Ross, Derek	CB	5-10	197	1/5/80	R	Ohio State	D3-'02
78	Slaten, Joey	T	6-6	321	4/17/79	R	Southern Methodist	FA-'02
48	Slowikowski, Bob	TE	6-5	261	10/30/79	R	Virginia Tech	D6c-'02
64	Stewart, Daleroy	DT	6-4	318	11/2/78	1	Southern Miss	D6-'01
36	Taylor, Tony	RB	5-9	191	3/9/78	1	Northwestern Louisiana	FA-'01
74	Walter, Tyson	T	6-4	300	3/17/78	R	Ohio State	D6a-'02
95	Weatherington, Colston	DE	6-5	289	10/29/77	1	Central Missouri State	D7a-'01
31	Williams, Roy	S	6-0	228	8/14/80	R	Oklahoma	D1-'02
53	Zimmerman, Scott	LB	6-0	235	4/29/77	1	Northern Colorado	FA-'01



## Dallas Cowboys 2002 Veterans Roster

NO	NAME	POS	HGT	WGT	BIRTH-DATE	NFL EXP	COLLEGE	HOW ACQ.
76	Adams, Flozell	T	6-7	335	5/18/75	5	Michigan State	D2-'98
43	Adams, Keith	LB	5-11	223	11/22/79	2	Clemson	FA-'01
73	Allen, Larry	G	6-3	335	11/27/71	9	Sonoma State	D2-'94
26	Barnes, Rashidi	S	6-0	205	6/26/78	2	Colorado	FA-'02
33	Bell, Jason	CB	6-0	182	4/1/78	2	UCLA	FA-'01
99	Blade, Willie	DT	6-3	332	2/7/79	2	Mississippi State	D3-'01
50	Brooks, Jamal	LB	6-2	240	11/9/76	2	Hampton	FA-'01
17	Carter, Quincy	QB	6-2	221	10/13/77	2	Georgia	D2a-'01
52	Coakley, Dexter	LB	5-10	236	10/20/72	6	Appalachian State	D3a-'97
70	Collins, Javier	T	6-6	314	4/13/78	2	Northwestern	FA-'01
25	Criss, Shad	CB	5-10	190	1/11/76	2	Missouri	FA-'02
41	Dennis, Pat	CB	6-0	203	6/30/78	3	Louisiana-Monroe	W(KC)-'01
24	Dixon, Tony	S	6-1	213	6/18/79	2	Alabama	D2b-'01
79	Dorsey, Char-ron	T	6-6	390	11/5/78	2	Florida State	D7c-'01
27	Edwards, Mario	CB	6-0	199	12/1/75	3	Florida State	D6-'00
96	Ekuban, Ebenezer	DE	6-3	265	5/29/76	4	North Carolina	D1-'99
98	Ellis, Greg	DE	6-6	267	8/14/75	5	North Carolina	D1-'98
92	Evans, Demetric	DE	6-3	286	9/3/79	2	Georgia	FA-'01
90	Frisch, Byron	DE	6-5	267	12/17/76	3	BYU	FA-'01
84	Galloway, Joey	WR	5-11	197	11/20/71	8	Ohio State	T(Sea.)-'00
61	Garmon, Kelvin	G	6-2	350	10/26/76	3	Baylor	D7-'99
63	Gibson, Aaron	T	6-6	410	9/27/77	4	Wisconsin	W(Det.)-'01
97	Glover, La'Roi	DT	6-2	285	7/4/74	7	San Diego St.	UFA (NO)-'02
23	Goodrich, Dwayne	CB	5-11	207	5/29/78	3	Tennessee	D2-'00
56	Grant, Orantes	LB	6-0	236	3/18/78	3	Georgia	D7-'00
42	Hambrick, Troy	RB	6-1	243	11/6/76	3	Savannah State	FA-'00
51	Hardy, Kevin	LB	6-4	259	7/24/73	7	Illinois	UFA(Jax.)-'02
38	Hawthorne, Duane	CB	5-10	175	8/26/76	4	Northern Illinois	FA-'99
49	Huggins, J.J.	TE	6-3	245	3/29/76	2	Alabama State	W(Hou)-'02
81	Ismail, Raghib	WR	5-11	183	11/18/69	10	Notre Dame	UFA(Car.)-'99
71	Jackson, Alcender	G	6-3	311	5/18/77	3	Louisiana State	FA-'00
57	Johnson, Paris	LB	6-3	238	1/18/76	2	Miami, OH	FA-'02
4	Knorr, Micah	P	6-2	199	1/9/75	3	Utah State	FA-'00
68	Lehr, Matt	G/C	6-2	304	4/25/79	2	Virginia Tech	D5-'01
15	Lucas, Anthony	WR	6-3	204	11/20/76	2	Arkansas	W(GB)-'01
86	Lucky, Mike	TE	6-6	280	11/23/75	4	Arizona	D7a-'99
58	Mackey, Louis	LB	6-1	225	12/29/77	2	Akron	FA-'01
82	McGee, Tony	TE	6-4	241	4/21/71	10	Michigan	FA-'02
72	Missouri, Dwayne	DE	6-5	260	12/23/78	2	Northwestern	FA-'01
94	Myers, Michael	DL	6-2	292	1/20/76	5	Alabama	D4-'98
59	Nguyen, Dat	LB	5-11	243	9/25/75	4	Texas A&M	D3-'99
60	Nix, John	DT	6-1	313	11/24/76	2	Southern Miss	D7b-'01
75	Noble, Brandon	DT	6-2	304	4/10/74	4	Penn State	FA-'99
77	Page, Solomon	T	6-5	325	2/27/76	4	West Virginia	D2-'99
87	Rambo, Ken-Yon	WR	6-1	195	10/4/78	2	Ohio State	FA-'01
88	Robinson, Jeff	TE	6-4	264	2/20/70	10	Idaho	UFA(STL)-'02
21	Scott, Lynn	S	6-0	221	6/23/77	2	NW Oklahoma	FA-'01
6	Seder, Tim	K	5-9	197	9/17/74	3	Ashland University	FA-'00
22	Smith, Emmitt	RB	5-9	220	5/15/69	13	Florida	D1-'90
55	Steele, Markus	LB	6-3	240	7/24/79	2	Southern Cal	D4-'01
5	Stoerner, Clint	QB	6-2	218	12/29/77	3	Arkansas	FA-'00
80	Swinton, Reggie	WR	6-0	186	7/24/75	2	Murray State	FA-'01
44	Thomas, Robert	FB	6-1	273	12/1/74	5	Henderson State	FA-'98
30	Westbrook, Bryant	CB	6-0	198	12/19/74	6	Texas	UFA(Det.)-'02
83	Whalen, James	TE	6-2	244	12/11/77	3	Kentucky	FA-'00
32	Wiley, Michael	RB	5-11	195	1/5/78	3	Ohio State	D5-'00
89	Williams, Randal	WR	6-3	214	5/21/78	2	New Hampshire	W(Jax.)-'01
28	Woodson, Darren	S	6-1	219	4/25/69	11	Arizona State	D2b-'92
2	Wright, Anthony	QB	6-1	207	2/14/76	4	South Carolina	FA-'00
18	Yamini, Bashir	WR	6-3	211	9/10/77	2	Iowa	FA-'01
93	Zellner, Peppi	DE	6-5	282	3/14/75	4	Fort Valley State, GA	D4b-'99





# Cowboys All-Time Roster

## HEAD COACHES

Coach	Seasons	Years	— Regular Season —				— Postseason —				— Total —			
			Won	Lost	Tied	Pct.	Won	Lost	Pct.		Won	Lost	Tied	Pct.
Tom Landry	29	1960-88	250	162	6	.605	20	16	.556		270	178	6	.601
Jimmy Johnson	5	1989-93	44	36	0	.550	7	1	.875		51	37	0	.580
Barry Switzer	4	1994-97	40	24	0	.625	5	2	.714		45	26	0	.634
Chan Gailey	2	1998-99	18	14	0	.563	0	2	.000		18	16	0	.529
Dave Campo	2	2000-01	10	22	0	.313	0	0	.000		10	22	0	.313
All-time Totals	42	1960-01	362	258	6	.583	32	21	.604		394	279	6	.585

## ASSISTANT COACHES

<b>A</b>		
Alexander, Hubbard	Receivers	1989-97
Allen, Ermal	Offensive Backfield	1962-69
	Special Assistant	1970-79
	Research and Development	1980-83
Armstrong, Neill	Research and Development	1982-89
Avezzano, Joe	Special Teams	1990-00
	Special Teams/Tight Ends	2001

<b>B</b>		
Bates, Bill	Special Teams/	
	Defensive Assistant	1998-99
	Defensive Backs	2000
	Defensive Nickel Package/	
	Assistant Special Teams	2001
Bates, Jim	Linebackers	1996-97
	Assistant Head Coach/	
	Defensive Line	1998-99
Berry, Raymond	Offensive Ends	1968-69
Blake, John	Defensive Line	1993-95
Boller, Craig	Defensive Tackles	1996-97
Brodsky, Joe	Running Backs	1989-97

<b>C</b>		
Campo, Dave	Defensive Assistant	1989-90
	Defensive Backs	1991-94
	Defensive Coordinator	1995-99
Chandler, Wes	Receivers	2000-01

<b>D</b>		
Dahms, Tom	Defensive Line	1960-62
Davis, Butch	Defensive Line	1989-92
	Defensive Coordinator/	
	Linebackers	1993
	Defensive Coordinator	1994
Dimancheff, Boris (Babe)	Backfield	1960-61
Ditka, Mike	Receivers/Tight Ends	1973-74
	Special Teams/	
	Tight Ends	1975-76, 1980
	Special Teams/Receivers	1977-79, 1981

<b>E</b>		
Ecklund, Brad	Offensive Line	1960-61
	Defensive Line	1962-63
Eddy, Jim	Defensive Assistant	1993
	Linebackers	1994-95
Edwards, George	Linebackers	1998-01
Erkenbeck, Jim	Offensive Line	1987-88

<b>F</b>		
Ford, Robert	Tight Ends	1991-97
Franklin, Bobby	Defensive Backfield	1968-71
	Special Teams	1972

<b>G</b>		
Geis, Wayne "Buddy"	Quarterbacks	1998-99
	Offensive Nickel Package	2000
Gillman, Sid	Special Assistant	1972

<b>H</b>		
Hackett, Paul	Offensive Coordinator/	
	Quarterbacks/Receivers	1986
	Offensive Coordinator/	
	Quarterbacks	1987-88
Hart, Tommy	Defensive Ends	1996-97
Hickey, Howard (Red)	Offensive Ends	1964-65
Hoffman, Steve	Kickers/Quality Control	1989-01
Houck, Hudson	Offensive Line	1993-01
Hughes, Ed	Offensive Backfield	1973-74, 1976
	Quarterbacks/Receivers	1975

<b>J</b>		
Jeffcoat, Jim	Defensive Line Assistant	1998-99
	Defensive Ends	2000-01
Juraszek, Joe	Strength and Conditioning	1997-01
Lavan, Al	Running Backs	1980-88
Lowry, Alan	Special Teams	1982-86
	Receivers	1987-88
	Special Teams/Tight Ends	1989
	Tight Ends	1990

<b>M</b>		
Mackovic, John	Quarterbacks	1981-82
Meeks, Ron	Defensive Assistant	1991
Miles, Les	Tight Ends	1998-00
Myers, Jim	Offensive Line	1962-72
	Offensive Coordinator	1973-74
	Offensive Coordinator/	
	Offensive Line	1975-76
	Assistant Head Coach/	
	Offensive Line	1977-86

<b>N</b>		
Nolan, Dick	Defensive Backfield	1962-67
	Receivers	1982-85
	Defensive Backs	1986-90

<b>P</b>		
Painter, Dwain	Receivers	1998-99
Patterson, Andre	Defensive Tackles	2000-01
Pendergast, Clancy	Defensive Assistant/	
	Quality Control	1996-99
	Defensive Nickel Package	2000
	Defensive Backs	2001

<b>R</b>		
Reeves, Dan	Offensive Backfield	1970-72, 1975
	Special Teams Coach	1974
	Quarterbacks/Receivers	1976
	Offensive Coordinator/	
	Offensive Backs	1977-79
	Offensive Coordinator/	
	Quarterbacks/Receivers	1980
Reilly, Jack	Quarterbacks	1997
	Offensive Coordinator	2000-01
Renfro, Ray	Passing Offense	1968-72
Rhyme, Jerry	Quarterbacks	1989
Robinson, Tommie	Offensive Assistant	1998-99
	Special Teams Assistant	2000
Roy, Alvin	Strength and Conditioning	1973-75



# ALL-TIME ROSTER

## Assistant Coaches, cont.

<b>S</b>		
Shelmon, Clarence .....	Running Backs .....	1998-01
Shofner, Jim .....	Quarterbacks .....	1983-85
Shula, Dave .....	Offensive Coordinator .....	1989
	Offensive Coordinator/ Quarterbacks .....	1990
Slowik, Bob .....	Defensive Assistant .....	1992
Smith, Glenn .....	Offensive Assistant .....	2000-01
Solari, Mike .....	Special Teams .....	1987-88
Stallings, Gene .....	Defensive Backfield Coach .....	1972-85
Stautner, Ernie .....	Defensive Line .....	1966-72
	Defensive Coordinator .....	1973-74
	Defensive Coordinator/ Defensive Line .....	1975-88

<b>T</b>		
Tubbs, Jerry	Linebackers	1966-88
Turner, Norv	Offensive Coordinator/ Quarterbacks	1991-93

<b>W</b>		
Wannstedt, Dave.....	Defensive Coordinator/ Linebackers .....	1989-92
Ward, Bob .....	Strength and Conditioning .....	1976-89
Wilson, Wade .....	Quarterbacks .....	2000-01
Wise, Tony .....	Offensive Line .....	1989-92
Woicik, Mike .....	Strength and Conditioning .....	1990-96

<b>Z</b>		
Zampese, Ernie.....	Offensive Coordinator.....	1994-97
Zimmer, Mike.....	Defensive Assistant .....	1994
	Defensive Backs .....	1995-99
	Defensive Coordinator .....	2000-01

## PLAYERS

<b>A</b>	
50 Abrams, Bobby	LB, Michigan, 1992-93
21 Adams, David	RB, Arizona, 1987
76 Adams, Flozell	G/T, Michigan State, 1998-01
51 Adams, Keith	LB, Clemson, 2001
24 Adams, Vashone	S, Eastern Michigan, 1999
6 Adderley, Herb	CB, Michigan State, 1970-72
23 Adkins, Margene	WR, Henderson J.C., 1970-71
34 Agee, Tommie	FB, Auburn, 1990-94
8 Aikman, Troy	QB, UCLA, 1989-90
29 Akins, Chris	S, Arkansas-Pine Bluff, 1999-00
36 Albritton, Vince	S/LB, Washington, 1984-91
87 Alexander, Ray	WR, Florida A&M, 1988-89
31 Allen, Gary	RB, Hawaii, 1983-84
73 Allen, Larry	G/T, Sonoma State, 1994-01
19 Alworth, Lance	WR, Arkansas, 1971-72
96 Anderson, Antonio	DT, Syracuse, 1997-98
6 Andrie, George	DE, Marquette, 1962-72
81 Ankrom, Scott	WR, Texas Christian, 1989
10/35 Armstrong, Jimmy	DB, Appalachian State, 1987
81 Armstrong, Tyji	TE, Mississippi, 1996
64 Arneson, Jim	C/G, Arizona, 1973-74
74 Asher, Bob	T, Vanderbilt, 1970
76 Aughtman, Dowe	OL, Auburn, 1984
89 Awalt, Rob	TE, San Diego St., 1990-91

<b>B</b>	
33 Babb, Gene	LB/RB, Austin College, 1960-61
53 Babinetz, John	LB, Villanova, 1972-73
23 Bailey, Robert	CB, Miami, Fla., 1995
66 Baker, Jesse	DE, Jacksonville State, 1986
10 Baker, Jon	K, Arizona State, 1995
62 Baker, Sam	P/K, Oregon State, 1962-63
63 Baldinger, Brian	OL, Duke, 1982-84, 1986-87
87 Banks, Gordon	WR, Stanford, 1985-87
80 Barksdale, Rod	WR, Arizona, 1987
31 Barnes, Benny	DB, Stanford, 1972-82
80 Barnes, Gary	WR, Clemson, 1963
56 Barnes, Reggie	LB, Oklahoma, 1995
56 Barnes, Rodrigo	LB, Rice, 1973-74
81 Bateman, Marv	P, Utah, 1972-74
40 Bates, Bill	S, Tennessee, 1983-97
68 Batiste, Michael	DT/G, Tulane, 1995
64 Baynham, Craig	RB, Georgia Tech, 1967-69
11 Belden, Bob	QB, Notre Dame, 1969-70
3 Bell, Jason	CB, UCLA, 2001
91 Benson, Darren	DT, Trinity Valley C.C., 1995-98
20 Berich, Bob	S, Michigan State, 1960-61
76 Bethea, Larry	DL, Michigan State, 1978-83
7 Beuerlein, Steve	QB, Notre Dame, 1991-92
36 Bielski, Dick	TE, Maryland, 1960-61
29 Billups, Terry	CB, North Carolina, 1998
44 Bishop, Don	CB, CCLA, 1960-65
86 Bjornson, Eric	TE, Washington, 1995-99
24 Blackwell, Alois	RB, Houston, 1978-79
89 Blackwell, Kelly	TE, Texas Christian, 1993
26 Blake, Ricky	RB, Alabama A&M, 1991
26 Blount, Alvin	RB, Maryland, 1987
68 Boeke, Jim	T, Heidelberg, 1964-67
18 Boniol, Chris	K, Louisiana Tech, 1994-96

87 Borden, Nate	DE, Indiana, 1960-61
84 Borresen, Rich	TE, Northwestern, 1987
58 Bowden, Joe	LB, Oklahoma, 2000
51 Braatz, Tom	LB, Marquette, 1960
77 Bradfute, Byron	T, Southern Mississippi, 1960-61
1 Brady, Kerry	K, Hawaii, 1987
82/85 Brazzell, Chris	WR, Angelo State, 1999-00
53 Breunig, Bob	LB, Arizona State, 1975-84
21/23/29 Brice, Alundis	CB, Mississippi, 1995-96
43 Briggs, Greg	S, Texas Southern, 1995
63 Brinkley, Lester	DL, Mississippi, 1990
36 Brinson, Larry	RB, Florida, 1977-79
77 Brock, Clyde	DT, Utah State, 1962-63
50 Brooks, Jamal	LB, Hampton, 2001
99 Brooks, Kevin	DT, Michigan, 1985-88
44 Brooks, Michael	S, No. Carolina St., 1990
62 Brotzki, Bob	T, Syracuse, 1988
79 Broughton, Willie	DT, Miami, Fla., 1989-90
33 Brown, Eric	DB, Savannah State, 1989
59 Brown, Guy	LB, Houston, 1977-82
24/34 Brown, Larry	CB, Texas Christian, 1991-95, 1998
31 Brown, Otto	DB, Prairie View, 1969
59/60 Brownlow, Darrick	LB, Illinois, 1991, 1994
60 Brymer, Chris	C/G, Southern Cal, 1999
22 Bullocks, Amos	RB, Southern Illinois, 1962-64
15/89/82 Burbage, Cornell	WR, Kentucky, 1987-89
60 Burkett, Jackie	LB, Auburn, 1968-69
73 Burnette, Dave	T, Central Arkansas, 1987
57 Burton, Ron	LB, North Carolina, 1987-89
22 Butler, Bill	S, Tenn. Chattanooga, 1960

<b>C</b>	
60 Caffey, Lee Roy	LB, Texas A&M, 1971
57 Campos, Alan	LB, Louisville, 1996
52 Cannon, Billy	LB, Texas A&M, 1984
10 Cantrell, Barry	P, Fordham, 2000
59 Capone, Warren	LB, Louisiana State, 1975
18 Carano, Glenn	QB, Nevada-Las Vegas, 1977-83
17 Carmichael, Harold	WR, Southern, 1984
10 Carrell, Duane	P, Florida State, 1974
75 Carter, Jon	DT, Pittsburgh, 1989
17 Carter, Quincy	QB, Georgia, 2001
96/98 Carver, Shante	DE, Arizona State, 1994-97
25 Case, Scott	S, Oklahoma, 1995
73 Casillas, Tony	DT, Oklahoma, 1991-93, 1996-97
54 Cerqua, Marc	LB, Carson-Newman, 2001
79 Cesario, Sal	G, Cal. Poly SLO, 1987
35 Chancey, Robert	RB, no college, 1999
85/89 Chandler, Thornton	TE, Alabama, 1986-89
72 Cheek, Louis	OL, Texas A&M, 1990
95 Chevrier, Randy	DT, McGill, 2001
85 Chiverini, Darrin	WR, Colorado, 2001
72 Childress, Ray	DT, Texas A&M, 1996
77 Cisowski, Steve	T, Santa Clara, 1987
42 Clack, Darryl	RB, Arizona State, 1986-89
83/17 Clark, Mike	K, Texas A&M, 1968-71, 1973
73 Clark, Monte	T, Southern California, 1962
37 Clark, Phil	DB, Northwestern, 1967-69
82 Clarke, Frank	TE/WR, Colorado, 1960-67
83 Clay, Hayward	TE, Texas A&M, 1998-99





- 47 Clinkscale, Dexter, S. South Carolina State, 1980, 1982-85  
 52 Coakley, Dexter, LB, Appalachian State, 1997-01  
 53 Cobb, Garry, LB, Southern California, 1988-89  
 63 Cole, Larry, DL, Hawaii, 1968-80  
 41 Coleman, Anthony, DB, Baylor, 1987  
 44 Coleman, Lincoln, RB, Baylor, 1993-94  
 86 Coleman, Ralph, LB, North Carolina A&T, 1972  
 10 Collier, Reggie, QB, Southern Mississippi, 1986  
 70 Collins, Javier, DT/T, Northwestern, 2001  
 77 Colvin, Jim, DT, Houston, 1964-66  
 31 Cone, Fred, K, Clemson, 1960  
 54/53 Connelly, Mike, C, Utah State, 1960-67  
 40 Conrad, Bobby Joe, WR, Texas A&M, 1969  
 61 Cooper, Jim, OL, Temple, 1977-86  
 93 Cooper, Reggie, LB, Nebraska, 1991  
 68 Cornish, Frank, C, UCLA, 1992-94  
 85 Cornwell, Fred, TE, Southern California, 1984-85  
 75 Coryatt, Quentin, LB, Texas A&M, 1999  
 84 Cosbie, Doug, TE, Santa Clara, 1979-88  
 44/81 Courville, Vince, WR, Rice, 1987  
 90 Crockett, Willis, LB, Georgia Tech, 1990  
 85 Cronin, Gene, LB, Pacific, 1960  
 7 Cunningham, Randall, QB, Nevada-Las Vegas, 2000  
 3 Cunningham, Richie, K, SW Louisiana, 1997-99  
 62 Cvercko, Andy, G, Northwestern, 1961-62

- D**  
 81 Daniel, Tim, WR, Florida A&M, 1993  
 45/21 Daniels, Dick, S, Pacific, Ore., 1966-68  
 87 Davis, Billy, WR, Pittsburgh, 1995-98  
 89 Davis, Donnie, WR, Southern, 1962  
 57 Davis, Kyle, C, Oklahoma, 1975  
 77/99 Davis, Nathan, DT, Indiana, 1998-99  
 88 Davis, Sonny, LB, Baylor, 1961  
 35 Davis, Wendell, CB, Oklahoma, 1996-99  
 55 Del Rio, Jack, LB, Southern California, 1989-91  
 41 Dennis, Pat, CB, Louisiana-Monroe, 2001  
 21 Dennison, Doug, RB, Kutztown State, 1974-78  
 56 DeOssie, Steve, LB, Boston College, 1984-88  
 83 Deters, Harold, K, No. Carolina State, 1967  
 26 Dial, Buddy, WR, Rice, 1964-66  
 64 Diaz, Jorge, G, Texas A&M-Kingsville, 2000  
 51 Dickerson, Anthony, LB, Southern Methodist, 1980-84  
 71 Dickson, Paul, T, Baylor, 1960  
 76 Diehl, John, DT, Virginia, 1965  
 89 Ditka, Mike, TE, Pittsburgh, 1969-72  
 86/21 Dixon, James, WR/RB, Houston, 1989-91  
 24 Dixon, Tony, S, Alabama, 2001  
 34 Doelling, Fred, S, Pennsylvania, 1960  
 53 Donaldson, Ray, C, Georgia, 1995-96  
 83 Donley, Doug, WR, Ohio State, 1981-84  
 62 Donohue, Leon, G, Cal. State San Jose, 1965-67  
 66 Donovan, Pat, T, Stanford, 1975-83  
 83 Doran, Jim, WR, Iowa State, 1960-61  
 33 Dorsett, Tony, RB, Pittsburgh, 1977-87  
 79 Dorsey, Char-ron, T, Florida State, 2001  
 34 Douglas, Merrill, RB, Utah, 1961  
 30 Dowdle, Mike, RB/LB, Texas, 1960-62  
 26 Downs, Michael, S, Rice, 1981-88  
 86 Duckett, Kenny, WR, Wake Forest, 1985  
 89 Dugan, Fred, WR, Dayton, 1960  
 52 Duiban, Chris, LB, Texas, 1987  
 37 Dunn, Perry Lee, RB, Mississippi, 1964-65  
 45 Dupre, L.G., RB, Baylor, 1960-61  
 89 DuPree, Billy Joe, TE, Michigan State, 1973-83  
 78 Dutton, John, DL, Nebraska, 1979-86  
 71 Dwyer, Mike, DT, Massachusetts, 1987

- E**  
 42 Easmon, Ricky, DB, Florida, 1985  
 79/77 East, Ron, DT, Montana State, 1967-70  
 52 Edwards, Dave, LB, Auburn, 1963-75  
 58 Edwards, Dixon, LB, Michigan State, 1991-95  
 81/87 Edwards, Kelvin, WR, Liberty, 1987-88  
 27 Edwards, Mario, CB, Florida State, 2000-01  
 52 Eidson, Jim, G/C, Mississippi State, 1976  
 96 Ekuban, Ebenezer, DE, North Carolina, 1999-01  
 3 Elam, Onzy, LB, Tennessee State, 1989  
 2 Elliott, Lin, K, Texas Tech, 1992-93  
 98 Ellis, Greg, DE, North Carolina, 1998-01  
 92 Evans, Demetric, DE, Georgia, 2001  
 31/27 Everett, Thomas, S, Baylor, 1992-93

- F**  
 63 Falls, Mike, G, Minnesota, 1960-61  
 27 Fellows, Ron, CB, Missouri, 1981-86  
 54 Fieldings, Anthony, LB, Morningside College, 1995  
 47 Fields, Aaron, DE, Troy State, 2000  
 96 Fishback, Joe, S, Carson-Newman, 1993-94  
 73 Fisher, Ray, T, Eastern Illinois, 1960  
 62 Fitzgerald, John, C, Boston College, 1971-80  
 55 Flaherty, Harry, LB, Holy Cross, 1987  
 63 Flannery, John, G, Syracuse, 1996-97  
 82 Fleming, Cory, WR, Tennessee, 1994-95  
 45 Flowers, Richmond, S, Tennessee, 1969-71  
 80/83 Folkins, Lee, TE, Washington, 1962-64  
 85 Folsom, Steve, TE, Utah, 1987-90  
 80 Fontenot, Chris, TE, McNeese State, 2000  
 80 Ford, Bernard, WR, Central Florida, 1989  
 46 Fowler, Todd, FB, Stephen F. Austin, 1985-88  
 38 Francis, Ron, CB, Baylor, 1987-90  
 32 Franckhauser, Tom, CB, Purdue, 1960-61  
 76 Frank, Bill, T, Colorado, 1964  
 23 Frazier, Derrick, CB, Texas A&M, 1996  
 71 Frederick, Andy, T, New Mexico, 1977-81  
 69/66 Fricke, Ben, G/C, Houston, 1999-01  
 90 Frisch, Byron, DE, BYU, 2001  
 15 Fritsch, Toni, K, Vienna, Austria, 1971-73, 1975  
 79 Frost, Ken, DT, Kentucky, 1961-62  
 75 Fry, Bob, T, Kentucky, 1960-64  
 84 Fugett, Jean, TE, Amherst, 1972-75

- G**  
 80 Gadsden, Oronde, WR, Winston-Salem, 1995  
 27 Gaechter, Mike, S, Oregon, 1962-69  
 39 Gainer, Derrick, RB, Florida A&M, 1992-93  
 89 Galbraith, Scott, TE, Southern California, 1993-94, 1997  
 84 Galloway, Joey, WR, Ohio State, 2000-01  
 29 Gant, Kenneth, CB, Albany St., 1990-94  
 61 Garmon, Kelvin, G, Baylor, 2000-01  
 17 Garrett, Jason, QB, Princeton, 1993-99  
 32 Garrison, Walt, RB, Oklahoma State, 1966-74  
 80 Gay, Everett, WR, Texas, 1988  
 35 Gent, Pete, WR/TE, Michigan State, 1964-68  
 67/63 Geseke, John, G, Cal. St.-Sacramento, 1990-93  
 11 Gibbs, Sonny, QB, Texas Christian, 1963  
 63 Gibson, Aaron, T, Wisconsin, 2001  
 56 Godfrey, Randall, LB, Georgia, 1996-99  
 66 Gogan, Kevin, T, Washington, 1987-93  
 76 Gonzaga, John, DE, No. college, 1960  
 9 Gonzalez, Daniel, QB, East Carolina, 1998  
 83 Gonzalez, Leon, WR, Bethune, Cookman, 1985  
 23 Goodrich, Dwayne, CB, Tennessee, 2000  
 44 Gowdy, Cornell, DB, Morgan State, 1986  
 4 Gowin, Toby, P, North Texas, 1997-99  
 71 Granger, Charlie, T, Southern, 1961  
 28 Granger, Norm, RB, Iowa, 1984  
 56 Grant, Orantes, LB, Georgia, 2000-01  
 29/48 Green, Alex, CB, Indiana, 1987  
 61 Green, Allen, P/K, Mississippi, 1961  
 34 Green, Cornell, DB, Utah State, 1962-74  
 79 Gregg, Forrest, G/T, Southern Methodist, 1971  
 77 Gregory, Bill, DL, Wisconsin, 1971-77  
 21 Gregory, Glynn, WR/DB, Southern Methodist, 1961-62  
 64 Grottkau, Bob, G, Oregon, 1961  
 60 Guy, Buzz, G, Duke, 1960

- H**  
 64 Hagen, Halvor, C/G, Weber State, 1969-70  
 94 Haley, Charles, DE, James Madison, 1992-96  
 38 Hall, Chris, S, East Carolina, 1993  
 55 Hall, Lemanski, LB, Alabama, 1999  
 54 Hambrick, Darren, LB, South Carolina, 1998-01  
 35/42 Hambrick, Troy, RB, Savannah State, 2000-01  
 60 Hamel, Dean, DT, Tulsa, 1989-90  
 52 Hansen, Wayne, LB, Texas Wesleyan, 1960  
 54 Hardy, Darryl, LB, Tennessee, 1995, 1997  
 80/82 Harper, Alvin, WR, Tennessee, 1991-94, 1999  
 50 Harper, Dave, LB, Humboldt State, 1990  
 24 Harper, Roger, S, Ohio State, 1996  
 83 Harris, Cliff, S, Ouachita, 1970-79  
 86 Harris, Duriel, WR, New Mexico State, 1984  
 88 Harris, Jackie, TE, Northeast Louisiana, 2000-01  
 40 Harris, Jim, S, Oklahoma, 1961



80 Harris, Rod, WR, Texas A&M, 1990  
 38 Hawthorne, Duane, CB, Northern Illinois, 1999-01  
 22 Hayes, Bob, WR, Florida A&M, 1965-74  
 33 Hayes, Wendell, RB, Humboldt State, 1963  
 27 Haynes, Tommy, S, Southern California, 1987  
 56 Hays, Harold, LB, Southern Mississippi, 1963-67  
 62/78 Healy, Don, DT, Maryland, 1960-61  
 9 Hegamin, George, T, North Carolina State, 1994-97  
 58 Hegman, Mike, LB, Tennessee State, 1976-88  
 11 Heinrich, Don, QB, Washington, 1960  
 62/70 Hellestrae, Dale, OL, Southern Methodist, 1990-00  
 58 Hemsley, Nate, LB, Syracuse, 1997-99  
 56 Henderson, Thomas, LB, Langston, 1975-79  
 58/50 Hendrickson, Steve, LB, California, 1989  
 45 Hendrix, Manny, CB, Utah, 1986-91  
 85 Hendrix, Tim, TE, Tennessee, 1987  
 95 Hennings, Chad, DT, Air Force, 1992-00  
 72 Herchman, Bill, DT, Texas Tech, 1960-61  
 1 Herrera, Efrén, K, UCLA, 1974, 1976-77  
 81 Hervey, Edward, WR, Southern Cal, 1995  
 21 Higgs, Mark, RB, Kentucky, 1988  
 32 Highsmith, Alonzo, FB, Miami, Fla., 1990-91  
 9 Hilbert, Jon, K, Louisville, 2001  
 31 Hill, Bill, CB, Rutgers, 1987  
 35 Hill, Calvin, RB, Yale, 1969-74  
 25 Hill, Rod, CB, Kentucky State, 1982-83  
 80 Hill, Tony, WR, Stanford, 1977-86  
 60/90 Hill, Tony, DE, Tenn. Chattanooga, 1991-92  
 16 Hodge, Damon, WR, Alabama State, 2000  
 10 Hodson, Tommy, QB, Louisiana State, 1994  
 14 Hogeboom, Gary, QB, Central Michigan, 1980-85  
 23 Holloway, Johnny, CB, Kansas, 1986  
 47 Holmes, Clayton, CB, Carson-Newman, 1992-95  
 30 Holt, Issiac, CB, Alcorn State, 1989-92  
 24 Homan, Dennis, WR, Alabama, 1968-70  
 9 Hoopes, Mitch, P, Arizona, 1975  
 20 Horton, Ray, S, Washington, 1989-92  
 67 Houser, John, C/G, Redlands, 1960-61  
 86 Houston, Bill, WR, Jackson State, 1974  
 21 Howard, Carl, CB, Rutgers, 1984  
 99 Howard, David, LB, Cal. St. Long Beach, 1989-90  
 81 Howard, Percy, WR, Austin Peay, 1975  
 87 Howard, Ron, TE, Seattle, 1974-75  
 54 Howley, Chuck, LB, West Virginia, 1961-73  
 81 Howton, Bill, WR, Rice, 1960-63  
 51 Hoyem, Lynn, C/G, Cal. St. Long Beach, 1962-63  
 49 Huggins, Johnny, TE, Alabama State, 2001  
 42 Hughes, Randy, S, Oklahoma, 1975-80  
 32 Hughes, Tyrone, CB, Nebraska, 1998  
 11 Humphrey, Buddy, QB, Baylor, 1961  
 79 Hunt, John, G/T, Florida, 1984  
 34 Hunter, Monty, S, Salem, 1982  
 52/58 Hurd, Jeff, LB, Kansas State, 1987  
 40 Hurt, Eric, CB, Cal. State San Jose, 1980  
 66 Husmann, Ed, DT, Nebraska, 1960  
 59 Hutcherson, Ken, LB, Livingston State, 1974  
 57/55 Huther, Bruce, LB, New Hampshire, 1977-80, 1983  
 66 Hutson, Tony, G, N.E. Oklahoma St., 1996-99

**I**  
 88 Irvin, Michael, WR, Miami, Fla., 1988-99  
 60 Isbell, Joe Bob, G, Houston, 1962-65  
 81 Ismail, Raghib, WR, Notre Dame, 1999-01

**J**  
 71 Jackson, Al, G, Louisiana State, 2000-01  
 32 Jackson, Tim, S, Nebraska, 1989  
 83 Jackson, Willie, WR, Florida, 1994  
 53 Jax, Garth, LB, Florida State, 1986-88  
 77 Jeffcoat, Jim, DE, Arizona State, 1983-94  
 81 Jeffers, Patrick, WR, Virginia, 1998  
 84 Jennings, Keith, TE, Clemson, 1989  
 37 Jensen, Jim, RB, Iowa, 1976  
 19 Jett, John, P, East Carolina, 1993-96  
 86 Johnson, Butch, WR, Calif.-Riverside, 1976-83  
 23 Johnson, Mike, CB, Kansas, 1966-69  
 64 Johnson, Mitch, G, UCLA, 1965  
 29 Johnson, Undra, RB, West Virginia, 1989  
 91 Johnson, Walter, DT, Pittsburgh, 1987  
 46 Johnston, Daryl, FB, Syracuse, 1989-99  
 51 Jones, Dale, LB, Tennessee State, 1987  
 39 Jones, E.J., RB, Kansas, 1987

72 Jones, Ed, DE, Tennessee State, 1974-78, 1980-89  
 23 Jones, James, RB, Mississippi State, 1980-82, 1984-85  
 97 Jones, Jimmie, DL, Miami, Fla., 1990-93  
 55 Jones, Robert, LB, East Carolina, 1992-95  
 55 Jordan, Lee Roy, LB, Alabama, 1963-76

**K**  
 20 Kaiser, Jason, S, Culver-Stockton, 1999  
 57 Keller, Mike, LB, Michigan, 1972  
 60 Kennard, Derek, G, Nevada-Reno, 1994-96  
 68 Ker, Crawford, G, Florida, 1985-90  
 60 Killian, Gene, G, Tennessee, 1974  
 60 Kiner, Steve, LB, Tennessee, 1970  
 57 King, Angelo, LB, South Carolina State, 1981-83  
 63 Kiselak, Michael, C/G, Maryland, 1998-99  
 73 Kitson, Syd, G, Wake Forest, 1984  
 79 Klein, Dick, T, Iowa, 1960  
 4 Knorr, Micah, P, Utah State, 2000-01  
 18 Kosar, Bernie, QB, Miami, Fla., 1993  
 35 Kowalczyk, Walt, RB, Michigan State, 1960  
 9 Kupp, Craig, QB, Pacific-Lutheran, 1991  
 67 Kupp, Jake, G, Washington, 1964-65  
 25 Kyle, Aaron, CB, Wyoming, 1976-79

**L**  
 49 LaFleur, David, TE, Louisiana State, 1997-00  
 35 Laidlaw, Scott, RB, Stanford, 1975-79  
 38 Lang, David, RB, Northern Arizona, 1995  
 41 Larrimore, Kareem, CB, West Texas A&M, 2000-01  
 15 Laufenberg, Babe, QB, Indiana, 1989-90  
 25 Lassic, Derrick, RB, Alabama, 1993-94  
 29 Lavette, Robert, RB, Georgia Tech, 1985-87  
 66 Lawless, Burton, G, Florida, 1975-79  
 14 Leaf, Ryan, QB, Washington State, 2001  
 14 LeBaron, Eddie, QB, Pacific, 1960-63  
 68 Lehr, Matt, C/G, Virginia Tech, 2001  
 34 Lester, Tim, FB, Eastern Kentucky, 1999  
 78 Lett, Leon, DL, Emporia State, 1991-00  
 50 Lewis, D.D., LB, Mississippi State, 1968, 1970-81  
 23 Lewis, Woodley, WR, Oregon, 1960  
 64/67 Lilja, George, C, Michigan, 1987  
 74 Lilly, Bob, DL, Texas Christian, 1961-74  
 97 Lilly, Kevin, DT, Tulsa, 1989  
 72/64 Liscio, Tony, T, Tulsa, 1963-64, 1966-71  
 20 Livingston, Bruce, DB, Arkansas Tech, 1987  
 41 Livingston, Warren, CB, Arizona, 1961-66  
 35 Lockett, J.W., RB, Central Oklahoma, 1961-62  
 56 Lockhart, Eugene, LB, Houston, 1984-90  
 25 Logan, Obert, S, Trinity Tex., 1965-66  
 56 Long, Bob, LB, UCLA, 1962  
 19 Longley, Clint, QB, Abilene Christian, 1974-75  
 18 Lothridge, Billy, P/QB, Georgia Tech, 1964  
 84/86 Lucky, Mike, TE, Arizona, 1999-01

**M**  
 58 Mackey, Louis, LB, Akron, 2001  
 51 Manders, Dave, C, Michigan State, 1964-66, 1968-74  
 22 Manning, Wade, CB, Ohio State, 1979  
 31 Marion, Brock, S, Nevada-Reno, 1993-97  
 31 Marsh, Amos, RB, Oregon State, 1961-64  
 79 Martin, Harvey, DE, East Texas State, 1973-83  
 83 Martin, Kelvin, WR, Boston College, 1987-92, 1996  
 67 Maryland, Russell, DT, Miami, Fla., 1991-95  
 25 Mathews, Ray, WR, Clemson, 1960  
 23 Mathis, Kevin, CB, Texas A&M-Commerce, 1997-99  
 99 McCormack, Hurvin, DT, Indiana, 1994-98  
 70 McCreary, Bob, T, Wake Forest, 1961  
 80 McDaniels, David, WR, Mississippi Valley, 1968  
 14 McDonald, Paul, QB, Southern California, 1986-87  
 25 McDonald, Tommy, WR, Oklahoma, 1964  
 83 McGarity, Wade, WR, Texas, 1999-01  
 62 McIlhenny, Don, RB, Southern Methodist, 1960-61  
 90 McIntosh, Todd, DT, Florida State, 1994  
 67 McIver, Everett, G, Elizabeth City State, 1998-99  
 85 McKinnon, Dennis, WR, Florida St., 1990  
 82 McKnight, James, WR, Liberty, 1999-00  
 52 McLean, Scott, LB, Florida State, 1983  
 47 McNeil, Ryan, CB, Miami, Fla., 2000  
 35 McSwain, Chuck, RB, Clemson, 1983-84  
 70 Memmelaar, Dale, G, Wyoming, 1962-63  
 17 Meredith, Don, QB, Southern Methodist, 1960-68  
 78 Meyers, John, DT, Washington, 1962-63





- 83 Mickey, Joey, TE, Oklahoma, 1993  
 7 Millen, Hugh, QB, Washington, 1993  
 83 Miller, Anthony, WR, Tennessee, 1997  
 3 Miller, Jim, P, Mississippi, 1983-84  
 85 Mills, Ernie, WR, Florida, 1998-99  
 72 Missouri, Dwayne, DE, Northwestern, 2001  
 34 Mitchell, Aaron, CB, Nevada-Las Vegas, 1979-80  
 82 Mitchell, Johnny, TE, Nebraska, 1996  
 27 Mobley, Singor, S, Washington State, 1997-99  
 47 Moegle, Dick, S, Rice, 1961  
 23 Montgomery, Mike, RB/WR, Kansas State, 1972-73  
 24 Mooty, Jim, CB, Arkansas, 1960  
 37 Morgan, Dennis, RB, Western Illinois, 1974  
 14 Morton, Craig, QB, California, 1965-74  
 80 Murchison, Oia Lee, WR, Pacific, 1961  
 3 Murray, Eddie, K, Tulane, 1993, 1999  
 29 Myers, Greg, S, Colorado State, 2000  
 94 Myers, Michael, DL, Alabama, 1998-01  
 98 Myles, Godfrey, LB, Florida, 1991-96  
 62 Myslinski, Tom, G/C, Tennessee, 1999

## N

- 73 Neely, Ralph, G/T, Oklahoma, 1965-77  
 39 Neufeld, Ryan, FB, UCLA, 1999  
 44 Newhouse, Robert, FB, Houston, 1972-83  
 30 Newsome, Timmy, RB, Winston-Salem, 1980-88  
 67/61 Newton, Nate, G/T, Florida A&M, 1986-98  
 59 Nguyen, Dat, LB, Texas A&M, 1999-01  
 76 Niland, John, G, Iowa, 1966-74  
 60 Nix, John, DT, Southern Miss, 2001  
 75 Noble, Brandon, DT, Penn State, 1999-01  
 25 Nolan, Dick, S, Maryland, 1962  
 73 Noonan, Danny, DL, Nebraska, 1987-92  
 84 Norman, Pettis, TE, J.C. Smith, 1962-70  
 25 Norton, Jerry, S, Southern Methodist, 1962  
 51 Norton, Ken, LB, UCLA, 1988-93  
 84 Novacek, Jay, TE, Wyoming, 1990-96  
 76 Nutting, Ed, T, Georgia Tech, 1963  
 61 Nye, Blaine, G, Standord, 1968-76

## O

- 82 Ogden, Jeff, WR, Eastern Washington, 1998-99  
 62 Oswald, Paul, G, Kansas, 1988  
 76 Otto, Bob, DL, Idaho State, 1986  
 20 Overton, Jerry, S, Utah, 1963  
 31 Owens, Billy, DB, Pittsburgh, 1988

## P

- 62 Page, Craig, C, Georgia Tech, 2000  
 77 Page, Solomon, G/T, West Virginia, 1999-01  
 26 Palmer, Paul, RB, Temple, 1989  
 21 Parks, Billy, WR, Cal. St. Long Beach, 1972  
 62 Parrish, James, T, Temple, 1993-94  
 56 Patera, Jack, LB, Oregon, 1960-61  
 43 Patterson, Elvis, CB, Kansas, 1993  
 88 Pearson, Drew, WR, Tulsa, 1973-83  
 26 Pearson, Preston, RB, Illinois, 1975-80  
 9 Peele, Rodney, QB, Southern California, 1994  
 16 Pelluer, Steve, QB, Washington, 1984-88  
 59 Penn, Jesse, LB, Virginia Tech, 1985-87  
 22 Peoples, George, RB, Auburn, 1982  
 33 Percival, Mac, K, Texas Tech, 1974  
 43 Perkins, Don, RB, New Mexico, 1961-68  
 92 Perkins, Ray, DE, Virginia, 1987  
 39 Perryman, Robert, FB, Michigan, 1990  
 65 Petersen, Kurt, G, Missouri, 1980-85  
 58 Peterson, Calvin, LB, UCLA, 1974-75  
 81 Phillips, Kirk, WR, Tulsa, 1984  
 33 Pinder, Cyril, RB, Illinois, 1973  
 99 Pittman, Kavika, DE, McNeese St., 1996-99  
 73 Ploeger, Kurt, DL, Gustavus Adolphus, 1986  
 62 Poimboeuf, Lance, K, Southwest Louisiana, 1963  
 97 Ponder, David, DT, Florida State, 1985  
 86 Porterfield, Garry, DE, Tulsa, 1965  
 81 Powe, Karl, WR, Alabama State, 1985-86  
 75 Pozderac, Phil, T, Notre Dame, 1982-87  
 89 Price, Jim, TE, Stanford, 1993  
 52 Pruitt, Mickey, LB, Colorado, 1991-92  
 75 Pugh, Jethro, DT, Elizabeth City, 1965-78  
 61 Putnam, Duane, G, Pacific, 1960

## Q

- 11 Quinn, Mike, QB, Stephen F. Austin, 1998-99

## R

- 64 Rafferty, Tom, G/C, Penn State, 1976-89  
 87 Rambo, Ken-Yon, WR, Ohio State, 2001  
 60 Randall, Tom, G, Iowa State, 1978  
 88 Randle, Sonny, WR, Virginia, 1968  
 82 Reece, Beasley, CB/WR, North Texas, 1976  
 68 Reese, Guy, DT, Southern Methodist, 1962-63  
 43 Reese, Izell, S, Alabama-Birmingham, 1998-01  
 30 Reeves, Dan, RB/OB, South Carolina, 1965-72  
 20 Renfro, Mel, DB/RB, Oregon, 1964-77  
 82 Renfro, Mike, WR, Texas Christian, 1984-87  
 19 Rentzel, Lance, WR, Oklahoma, 1967-70  
 76 Reynolds, Jerry, T, Nevada-Las Vegas, 1994  
 13 Rhome, Jerry, QB, Tulsa, 1965-68  
 27 Richards, Curvin, RB, Pittsburgh, 1991-92  
 83 Richards, Golden, WR, Hawaii, 1973-78  
 70 Richards, Howard, G/T, Missouri, 1981-86  
 31 Richardson, Gloster, WR, Jackson State, 1971  
 88 Ridgway, Colin, P/K, Lamar Tech, 1965  
 42 Ridlon, Jim, S, Syracuse, 1963-64  
 30 Riley, Earl, S, Washington State, 2000  
 12 Roach, John, QB, Southern Methodist, 1964  
 87 Roberts, Alfredo, TE, Miami, Fla., 1991-92  
 45 Robinson, Larry, RB, Tennessee, 1973  
 56 Roe, Bill, LB, Colorado, 1980  
 90 Rohrer, Jeff, LB, Yale, 1982-87  
 56 Roper, John, LB, Texas A&M, 1993  
 36 Ross, Dominique, RB, Valdosta State, 1995-96  
 68 Ross, Oliver, T, Iowa State, 1998  
 88 Rucker, Reggie, WR, Boston University, 1970-71  
 9 Ruzek, Roger, K, Weber State, 1987-89

## S

- 87 Saldi, Jay, TE, South Carolina, 1976-82  
 89 Salonen, Brian, TE/LB, Montana, 1984-85  
 70 Sandeman, Bill, DT, Pacific, 1966  
 21 Sanders, Deion, CB/WR, Florida State, 1995-99  
 60 Santiago, O.J., TE, Kent, 2000  
 39 Sargent, Broderick, FB, Baylor, 1989  
 8 Sawyer, Buzz, P, Baylor, 1987  
 4 Saxon, Mike, P, San Diego St., 1985-92  
 68 Scarlett, Noel, DT, Langston, 2000  
 78 Schaum, Greg, DE, Michigan State, 1976  
 65 Schoenke, Ray, T, Southern Methodist, 1963-64  
 66 Schultz, Chris, T, Arizona, 1983, 1985  
 52 Schwantz, Jim, LB, Purdue, 1994-96  
 77 Scifres, Steve, OL, Wyoming, 1997  
 47 Scott, Chuck, WR, Vanderbilt, 1987  
 68 Scott, Herb, G, Virginia Union, 1975-84  
 35 Scott, Kevin, RB, Stanford, 1989  
 21 Scott, Lynn, S, Northwestern Oklahoma, 2001  
 52 Scott, Sean, LB, Maryland, 1988  
 22 Scott, Victor, DB, Colorado, 1984-88  
 10 Secules, Scott, QB, Virginia, 1988  
 6 Seder, Tim, K, Ashland, 2000-01  
 88 Sellers, Ron, WR, Florida State, 1972  
 1 Septien, Rafael, K, Southwest Louisiana, 1978-86  
 94/53 Shannon, Randy, LB, Miami, Fla., 1989-90  
 52 Shaw, Robert, C, Tennessee, 1979-81  
 67 Shearin, Joe, C, Texas, 1987  
 87/82 Shepard, Derrick, WR, Oklahoma, 1989-91  
 86 Sherer, Dave, P, Southern Methodist, 1960  
 86 Sherrard, Mike, WR, UCLA, 1986  
 63 Shields, Joe, OL, Portland State, 1987  
 50 Shiver, Clay, C, Florida State, 1996-98  
 46/25 Shy, Les, RB, Cal. St. Long Beach, 1966-69  
 82 Simmons, Cleo, TE, Jackson State, 1983  
 53 Simmons, Dave, LB, Georgia Tech, 1968  
 63 Simmons, Victor, LB, Central State, Ohio, 1987  
 55 Slaton, Tony, G, Southern Cal., 1990  
 42 Smagala, Stan, DB, Notre Dame, 1990-91  
 60 Smerek, Don, DL, Nevada-Reno, 1981-87  
 93 Smith, Artie, DT, Louisiana Tech, 1998  
 59 Smith, Darrin, LB, Miami, Fla., 1993-96  
 75/79 Smith, Daryle, T, Tennessee, 1987-88  
 39 Smith, Donald, S, Liberty, 1991  
 22 Smith, Emmitt, RB, Florida, 1990-01  
 24 Smith, J.D., RB, No. Carolina A&T, 1965-66



- 81 **Smith, Jackie**, TE, Northwest Louisiana, 1978  
 64 **Smith, Jim Ray**, G/T, Baylor, 1963-64  
 82 **Smith, Jimmy**, WR, Jackson State, 1992  
 26 **Smith, Kevin**, CB, Texas A&M, 1992-99  
 57 **Smith, Myron**, LB, Louisiana Tech, 1998  
 67 **Smith, Sean**, DT, Grambling, 1989  
 36 **Smith, Tarik**, RB, California, 1998-99  
 33 **Smith, Timmy**, RB, Texas Tech, 1990  
 85 **Smith, Tody**, DL, Southern California, 1971-72  
 57 **Smith, Vinson**, LB, East Carolina, 1990-92, 1997  
 86 **Smith, Waddell**, WR, Kansas, 1984  
 18 **Snyder, Loren**, QB, Northern Colorado, 1987  
 54 **Solomon, Jesse**, LB, Florida State, 1989-90  
 46 **Solomon, Roland**, S, Utah, 1980  
 45 **Solvold, Mike**, TE, Wisconsin, 2001  
 20 **Sparks, Phillippi**, CB, Arizona State, 2000  
 90 **Spellman, Alonzo**, DT, Ohio State, 1999-00  
 80 **Spivey, Sebron**, WR, Southern Illinois, 1987  
 55 **Spradlin, Danny**, LB, Tennessee, 1981-82  
 20 **Springs, Ron**, RB, Ohio State, 1979-84  
 65 **Stalls, Dave**, DE, Northern Colorado, 1977-79  
 12 **Staubach, Roger**, QB, Navy, 1969-79  
 55 **Steele, Markus**, LB, Southern California, 2001  
 81/82 **Steele, Robert**, WR, Northern Alabama, 1978  
 79/77 **Stephens, Larry**, DE, Texas, 1963-67  
 70/53 **Stepnoski, Mark**, G/C, Pittsburgh, 1989-94, 1999-01  
 28 **Stewart, Curtis**, RB, Auburn, 1989  
 40 **Stiger, Jim**, RB, Washington, 1963-65  
 83 **Still, Bryan**, WR, Virginia Tech, 1999  
 56 **Stincic, Tom**, LB, Michigan, 1969-71  
 5 **Stoerner, Clint**, QB, Arkansas, 2000-01  
 31 **Stokes, Sim**, WR, Northern Colorado, 1967  
 65 **Stone, Ron**, T, Boston College, 1993-95  
 18 **Stoudt, Cliff**, QB, Youngstown St., 1990-91  
 24 **Stoutmire, Omar**, S, Fresno State, 1997-98  
 82 **Stowe, Otto**, WR, Iowa State, 1973  
 96 **Stubbs, Daniel**, DE, Miami, Fla., 1990-91  
 30 **Studstill, Darren**, S, West Virginia, 1994  
 90 **Sturgis, Oscar**, DE, North Carolina, 1995  
 40 **Strayhorn, Les**, RB, East Carolina, 1973-74  
 55 **Strickland, Fred**, LB, Purdue, 1996-98  
 87 **Stynchula, Andy**, DE, Penn State, 1968  
 45 **Sualua, Nicky**, FB, Ohio State, 1997-98  
 72 **Sullivan, Mike**, T, Miami, Fla., 1991  
 51/57 **Swan, Russ**, LB, Virginia, 1987  
 19 **Sweeney, Kevin**, QB, Cal. St. Fresno, 1987-88  
 80 **Swinton, Reggie**, WR, Murray State, 2001

## T

- 71/72 **Talbert, Don**, DE/OT, Texas, 1962, 1965, 1971  
 25 **Tautalatasi, Junior**, RB, Washington State, 1989  
 36 **Taylor, Tony**, RB, Northwestern Louisiana, 2001  
 30/31 **Teague, George**, S, Alabama, 1996, 1998-01  
 89 **Tennell, Derek**, TE, UCLA, 1992  
 27 **Thomas, Bill**, RB, Boston College, 1972  
 32 **Thomas, Blair**, RB, Penn State, 1994  
 51 **Thomas, Broderick**, LB, Nebraska, 1996-98  
 41 **Thomas, Dave**, CB, Tennessee, 1993-94  
 33 **Thomas, Duane**, RB, West Texas State, 1970-71  
 37 **Thomas, Ike**, CB, Bishop, 1971  
 59/44 **Thomas, Robert**, LB/FB, Henderson State, 1996-01  
 67 **Thompson, Broderick**, G, Kansas, 1985  
 77 **Thornton, Bruce**, DL, Illinois, 1979-81  
 32 **Thurman, Dennis**, DB, Southern California, 1978-85  
 59 **Timmer, Kirk**, LB, Montana State, 1987  
 98 **Tippins, Ken**, LB, Middle Tennessee St., 1989  
 63 **Titensor, Glen**, G, Brigham Young, 1981-86, 1988  
 53/50 **Tolbert, Brandon**, LB, Georgia, 1998-00  
 62/92 **Tolbert, Tony**, DL, Texas-El Paso, 1989-97  
 67 **Toomay, Pat**, DE, Vanderbilt, 1970-74  
 71 **Townes, Willie**, DE, Tulsa, 1966-68  
 27 **Tremble, Greg**, S, Georgia, 1995  
 87 **Truax, Billy**, TE, Louisiana State, 1971-73  
 50 **Tubbs, Jerry**, LB, Oklahoma, 1960-67  
 87 **Tucker, Jason**, WR, Texas Christian, 1999-00  
 71 **Tuinei, Mark**, OT/DL, Hawaii, 1983-97  
 57 **Turner, Jimmie**, LB, Presbyterian, 1984

## U

- 93 **Ulfale, Mike**, DT, Brigham Young, 1996  
 91 **Underwood, Dimitrius**, DL, Michigan State, 2000-01

## V

- 91 **Vanderbeek, Matt**, LB/DE, Michigan State, 1993-94  
 30 **Van Raaphorst, Dick**, K, Ohio State, 1964  
 37 **Vaughn, Lee**, DB, Wyoming, 1997  
 76 **Veingrad, Alan**, OL, E. Texas St., 1991-92  
 11 **Villanueva, Danny**, P/K, New Mexico State, 1965-67

## W

- 95 **Walen, Mark**, DT, UCLA, 1987-88  
 67 **Walker, Gary**, OL, Boston University, 1987  
 34 **Walker, Herschel**, RB, Georgia, 1986-89, 1996-97  
 57 **Walker, Louie**, LB, Colorado State, 1974  
 57 **Walker, Malcolm**, C, Rice, 1966-69  
 71 **Wallace, Rodney**, G/T, New Mexico, 1971-73  
 24 **Walls, Everson**, CB, Grambling, 1981-89  
 3 **Walsh, Steve**, QB, Miami, Fla., 1989-90  
 59 **Walter, Mike**, LB, Oregon, 1983  
 78 **Walton, Bruce**, G, UCLA, 1973-75  
 89 **Ware, Derek**, TE, Central Oklahoma, 1996  
 42 **Warren, Chris**, RB, Ferrum, 1998-00  
 5 **Warren, John**, P, Tennessee, 1983-84  
 37 **Washington, James**, S, UCLA, 1990-94  
 46 **Washington, Mark**, CB, Morgan State, 1970-78  
 41 **Waters, Charlie**, DB, Clemson, 1970-78, 1980-81  
 83 **Watkins, Kendall**, TE, Mississippi State, 1995  
 94 **Watts, Randy**, DE, Catawba, 1987  
 33 **Wayt, Russell**, LB, Rice, 1965  
 42 **Welch, Claxton**, RB, Oregon, 1969-71  
 66 **Wells, Norm**, G, Northwestern, 1980  
 65 **Westberry, Gary**, C, Hampton, 1987  
 46/82 **Whalen, James**, TE, Kentucky, 2000-01  
 30 **Wheaton, Kenny**, CB, Oregon, 1997-99  
 65/70 **White, Bob**, OL, Rhode Island, 1987-89  
 92 **White, Chris**, DE, Southern, 2000  
 11 **White, Danny**, QB/P, Arizona State, 1976-88  
 37 **White, Gerald**, FB, Michigan, 1987  
 54 **White, Randy**, DT/LB, Maryland, 1975-88  
 42 **Whitfield, A.D.**, RB, North Texas, 1965  
 53 **Whittingham, Fred**, LB, Cal. Poly SLO, 1969  
 12/10 **Widby, Ron**, P, Tennessee, 1968-71  
 78 **Widell, Dave**, T, Boston College, 1988-89  
 65 **Wilbur, John**, T, Stanford, 1966-69  
 32 **Wiley, Michael**, RB, Ohio State, 2000-01  
 42/25 **Williams, Charlie**, S, Bowling Green, 1995-00  
 79 **Williams, Erik**, T, Central (OH) State, 1991-00  
 36 **Williams, Joe**, RB, Wyoming, 1971  
 38 **Williams, John**, FB, Wisconsin, 1985  
 85 **Williams, Kevin**, WR, Miami, Fla., 1993-96  
 89 **Williams, Randal**, WR, New Hampshire, 2001  
 23 **Williams, Robert**, CB, Baylor, 1987-93  
 20 **Williams, Sherman**, RB, Alabama, 1995-99  
 80 **Williams, Stepfret**, WR, Northeast Louisiana, 1996-97  
 86 **Williams, Tyrone**, WR, Western Ontario, 1993  
 1 **Willis, Ken**, K, Kentucky, 1990-91  
 98 **Willis, Mitch**, DT, Southern Methodist, 1990  
 42 **Wilson, Robert**, FB, Texas A&M, 1994  
 81/45 **Wilson, Steve**, WR/CB, Howard, 1979-81  
 11/18 **Wilson, Wade**, QB, East Texas State, 1995-97  
 84 **Wisener, Gary**, WR, Baylor, 1960  
 48 **Witherspoon, Terry**, FB, Clemson, 2001  
 28 **Woodson, Darren**, S, Arizona State, 1992-01  
 45 **Woolsey, Rolly**, DB, Boise State, 1975  
 57 **Wortham, Barron**, LB, Texas-El Paso, 2000  
 41 **Wright Alexander**, WR, Auburn, 1990-92  
 2 **Wright, Anthony**, QB, South Carolina, 2000-01  
 15 **Wright, Brad**, QB, New Mexico, 1982  
 41 **Wright, Charles**, DB, Tulsa, 1988  
 85/70 **Wright, Rayfield**, TE/T, Fort Valley State, 1967-79  
 73 **Wright, Steve**, T, Northern Iowa, 1981-82

## Y

- 78 **Youmans, Maury**, DE, Syracuse, 1964-65  
 30 **Young, Charles**, RB, North Carolina State, 1974-76

## Z

- 93 **Zellner, Peppi**, DE, Fort Valley State, 1999-01  
 6 **Zendejas, Luis**, K, Arizona State, 1987-89  
 62 **Zentic, Mike**, C, Oklahoma State, 1987  
 76 **Zimmerman, Jeff**, G, Florida, 1987-90





# Cowboys All-Time College Roster

<b>A</b>	Abilene Christian.....1	Florida.....10	Minnesota.....1	Santa Clara.....2
	Air Force.....1	Florida A&M.....5	Mississippi.....6	Savannah State.....2
	Akron.....1	Florida State.....13	Mississippi State.....4	Seattle.....1
	Alabama.....9	Fordham.....1	Mississippi Valley.....1	Sonoma State.....1
	Alabama A&M.....1	Fort Valley State.....2	Missouri.....3	South Carolina.....4
	Alabama-Birmingham.....1	Fresno State.....2	Montana.....1	South Carolina State.....2
	Alabama State.....3		Montana State.....2	Southern.....4
	Albany State.....1	<b>G</b>	Morgan State.....2	Southern California.....14
	Alcorn State.....1	Georgia.....8	Morningside College.....1	Southern Illinois.....2
	Amherst.....1	Georgia Tech.....7	Murray State.....1	Southern Methodist.....12
	Angelo State.....1	Grambling.....2		Southern Mississippi.....4
	Appalachian State.....2	Gustavus Adolphus.....1	<b>N</b>	Stanford.....9
	Arizona.....6		Navy.....1	Stephen F. Austin.....2
	Arizona State.....9	<b>H</b>	Nebraska.....9	Syracuse.....7
	Arkansas.....3	Hampton.....2	Nevada-Las Vegas.....4	
	Arkansas-Pine Bluff.....1	Hawaii.....5	Nevada.....3	<b>T</b>
	Arkansas Tech.....1	Heidelberg.....1	New Hampshire.....2	Taylor.....1
	Ashland.....1	Henderson J.C.....1	New Mexico.....4	Temple.....3
	Auburn.....7	Henderson State.....1	New Mexico State.....2	Tennessee.....19
	Austin College.....1	Holy Cross.....1	North Carolina.....5	Tennessee-Chattanooga.....2
	Austin Peay.....1	Houston.....8	North Carolina A&T.....2	Tennessee State.....3
		Howard.....1	North Carolina State.....4	Texas.....7
		Humboldt State.....2	North Texas.....3	Texas A&M.....14
<b>B</b>	Baylor.....13	<b>I</b>	Northeastern Oklahoma.....1	Texas A&M-Commerce.....4
	Bethune-Cookman.....1	Idaho State.....1	North Alabama.....1	Texas A&M-Kingsville.....1
	Bishop.....1	Illinois.....4	Northern Arizona.....1	Texas Christian.....7
	Boise State.....1	Indiana.....5	Northern Colorado.....3	Texas Southern.....1
	Boston College.....6	Iowa.....4	Northern Illinois.....1	Texas Tech.....3
	Boston University.....2	Iowa State.....4	Northern Iowa.....1	Texas Wesleyan.....1
	Bowling Green.....1		Northwest Louisiana.....2	Texas-El Paso.....2
	Brigham Young.....3	<b>J</b>	Northwestern.....6	Trinity, Tex.....1
		J.C. Smith.....1	Northwestern Oklahoma.....1	Trinity Valley C.C.....1
<b>C</b>	California.....3	Jackson State.....4	Notre Dame.....5	Troy State.....1
	Cal Poly SLO.....2	Jacksonville State.....1	<b>O</b>	Tulane.....2
	Cal. St. Long Beach.....4	James Madison.....2	Ohio State.....10	Tulsa.....9
	Calif.-Riverside.....1	<b>K</b>	Oklahoma.....14	<b>U</b>
	Carson-Newman.....3	Kansas.....7	Oklahoma State.....2	UCLA.....14
	Catawba.....1	Kansas State.....2	Oregon.....8	Utah.....6
	CCLA.....1	Kent.....1	Oregon State.....2	Utah State.....4
	Central Arkansas.....1	Kentucky.....6	Ouachita.....1	
	Central Florida.....1	Kentucky State.....1	<b>P</b>	<b>V</b>
	Central Michigan.....1	Kutztown State.....1	Pacific.....5	Valdosta State.....1
	Central Oklahoma.....2		Pacific Lutheran.....1	Vanderbilt.....3
	Central State, Ohio.....2	<b>L</b>	Pacific, Ore.....1	Vienna, Austria.....1
	Clemson.....8	Lamar.....1	Penn State.....4	Villanova.....1
	Colorado.....6	Langston.....2	Pennsylvania.....1	Virginia.....6
	Colorado State.....2	Liberty.....3	Pittsburgh.....8	Virginia Tech.....3
	Culver-Stockton.....1	Livingston.....1	Portland State.....1	Virginia Union.....1
<b>D</b>		SW Louisiana-Lafayette.....3	Prairie View A&M.....1	
	Dayton.....1	Louisiana-Monroe.....3	Presbyterian.....1	<b>W</b>
	Duke.....2	Louisiana State.....5	Princeton.....1	Wake Forest.....3
		Louisiana Tech.....3	Purdue.....3	Washington.....11
<b>E</b>		Louisville.....2	<b>R</b>	Washington State.....4
	East Carolina.....6	<b>M</b>	Redlands.....1	Weber State.....2
	Eastern Illinois.....1	Marquette.....2	Rhode Island.....1	West Texas A&M.....2
	Eastern Kentucky.....1	Maryland.....7	Rice.....8	West Virginia.....4
	Eastern Michigan.....1	Massachusetts.....1	Rutgers.....2	Western Illinois.....1
	Eastern Washington.....1	McGill.....1	<b>S</b>	Western Ontario.....1
	Elizabeth City.....2	McNeese State.....2	Sacramento State.....1	Winston-Salem.....2
	Emporia State.....1	Miami, Fla.....15	Salem.....1	Wisconsin.....4
<b>F</b>		Michigan.....7	San Diego State.....2	Wyoming.....6
	Ferrum.....1	Michigan State.....13	San Jose State.....2	
		Middle Tennessee State.....1		<b>Y</b>
				Yale.....2
				Youngstown State.....1

## TOP SCHOOLS

Tennessee.....19	UCLA.....14	Washington.....11
Miami, Fla.....15	Baylor.....13	Florida.....10
Texas A&M.....14	Florida State.....13	Ohio State.....10
Oklahoma.....14	Michigan State.....13	
Southern California.....14	Southern Methodist.....12	



## Cowboys All-Time Roster by Number

- 1**  
Herrerra, Efren, K, 1974, 1976-77  
Septien, Rafael, K, 1978-86  
Brady, Kerry, K, 1987  
Willis, Ken, K, 1990-91
- 2**  
Elliott, Lin, K, 1992-93  
Wright, Anthony, QB, 2000-01
- 3**  
Miller, Jim, P, 1983-84  
Walsh, Steve, QB, 1989-90  
Murray, Eddie, K, 1993, 1999  
Cunningham, Richie, K, 1997-99
- 4**  
Saxon, Mike, P, 1985-92  
Gowin, Toby, P, 1997-99  
Knorr, Micah, P, 2000-01
- 5**  
Warren, John, P, 1983-84  
Stoerner, Clint, QB, 2000-01
- 6**  
Zendejas, Luis, K, 1987-89  
Seder, Tim, K, 2000-01
- 7**  
Beuerlein, Steve, QB, 1991-92  
Millen, Hugh, QB, 1993  
Cunningham, Randall, QB, 2000
- 8**  
Sawyer, Buzz, P, 1987  
Aikman, Troy, QB, 1989-00
- 9**  
Hoopes, Mitch, P, 1975  
Ruzek, Roger, K, 1987-89  
Kupp, Craig, QB, 1991  
Peete, Rodney, QB, 1994  
Gonzalez, Daniel, QB, 1998  
Hilbert, Jon, K, 2001
- 10**  
Widby, Ron, P, 1968-71  
(Widby also wore #12)  
Carrell, Duane, P, 1974  
Collier, Reggie, QB, 1986  
Armstrong, Jimmy, DB, 1987  
(Armstrong also wore #35)  
Secules, Scott, QB, 1988  
Hodson, Tommy, QB, 1994  
Baker, Jon, K, 1995  
Cantrell, Barry, P, 2000
- 11**  
Heinrich, Don, QB, 1960  
Humphrey, Buddy, QB, 1961  
Gibbs, Sonny, QB, 1963  
Villanueva, Danny, P/K, 1965-67  
Belden, Bob, QB, 1969-70  
White, Danny, QB/P, 1976-88  
Wilson, Wade, QB, 1995-97  
(Wilson also wore #18)  
Quinn, Mike, QB, 1998-99
- 12**  
Roach, John, QB, 1964  
Widby, Ron, P, 1968-71  
(Widby also wore #10)  
Staubach, Roger, QB, 1969-79
- 13**  
Rhyme, Jerry, QB, 1965-68
- 14**  
LeBaron, Eddie, QB, 1960-63  
Morton, Craig, QB, 1965-74  
Hogeboom, Gary, QB, 1980-85  
McDonald, Paul, QB, 1986-87
- 15**  
Fritsch, Toni, K, 1971-73, 1975  
Wright, Brad, QB, 1982  
Burbage, Cornell, WR, 1987-89  
(Burbage also wore #89 and #82)  
Laufenberg, Babe, QB, 1989-90
- 16**  
Pelluer, Steve, QB, 1984-88  
Hodge, Damon, WR, 2000  
Leaf, Ryan, QB, 2001
- 17**  
Meredith, Don, QB, 1960-68  
Clark, Mike, K, 1968-71, 1973  
(Clark also wore #83)  
Carmichael, Harold, WR, 1984  
Garrett, Jason, QB, 1993-99  
Carter, Quincy, QB, 2001
- 18**  
Lothridge, Billy, P/QB, 1964  
Carano, Glenn, QB, 1977-83  
Snyder, Loren, QB, 1987  
Stoudt, Cliff, QB, 1990-91  
Kosar, Bernie, QB, 1993  
Boniol, Chris, K, 1994-96  
Wilson, Wade, QB, 1995-97  
(Wilson also wore #11)
- 19**  
Rentzel, Lance, WR, 1967-70  
Alworth, Lance, WR, 1971-72  
Longley, Clint, QB, 1974-75  
Sweeney, Kevin, QB, 1987-88  
Jett, John, P, 1993-96
- 20**  
Bercich, Bob, S, 1960-61  
Overton, Jerry, S, 1963  
Renfro, Mel, DB/RB, 1964-77  
Springs, Ron, RB, 1979-84  
Livingston, Bruce, DB, 1987  
Horton, Ray, S, 1989-92  
Williams, Sherman, RB, 1995-99  
Kaiser, Jason, S, 1999  
Sparks, Philippi, CB, 2000
- 21**  
Gregory, Glynn, WR/DB, 1961-62  
Daniels, Dick, S, 1966-68  
(Daniels also wore #45)  
Parks, Billy, WR, 1972  
Dennison, Doug, RB, 1974-78  
Howard, Carl, CB, 1984  
Adams, David, RB, 1987  
Higgs, Mark, RB, 1988  
Dixon, James, WR/RB, 1989-91  
(Dixon also wore #86)  
Brice, Alundis, CB, 1995-96  
(Brice also wore #23 and #29)  
Sanders, Deion, CB/WR, 1995-99  
Scott, Lynn, S, 2001
- 22**  
Butler, Bill, S, 1960
- Bullocks, Amos, RB, 1962-64  
Hayes, Bob, WR, 1965-74  
Manning, Wade, CB, 1979  
Peoples, George, RB, 1982  
Scott, Victor, DB, 1984-88  
Smith, Emmitt, RB, 1990-01
- 23**  
Lewis, Woodley, WR, 1960  
Johnson, Mike, CB, 1966-69  
Adkins, Margene, WR, 1970-71  
Montgomery, Mike, RB/WR, 1972-73  
Jones, James, RB, 1980-82, 1984-85  
Holloway, Johnny, CB, 1986  
Williams, Robert, CB, 1987-93  
Bailey, Robert, CB, 1995  
Brice, Alundis, CB, 1995-96  
(Brice also wore #21 and #29)  
Frazier, Derrick, CB, 1996  
Mathis, Kevin, CB, 1997-99  
Goodrich, Wayne, CB, 2000
- 24**  
Moody, Jim, CB, 1960  
Smith, J.D., RB, 1965-66  
Homan, Dennis, WR, 1968-70  
Blackwell, Alois, RB, 1978-79  
Walls, Everson, CB, 1981-89  
Brown, Larry, CB, 1991-95, 1998  
(Brown also wore #34)  
Harper, Roger, S, 1996  
Stoutmire, Omar, S, 1997-98  
Adams, Vashone, S, 1999  
Dixon, Tony, S, 2001
- 25**  
Mathews, Ray, WR, 1960  
Nolan, Dick, S, 1962  
Norton, Jerry, S, 1962  
McDonald, Tommy, WR, 1964  
Logan, Obert, S, 1965-66  
Shy, Les, RB, 1966-69  
(Shy also wore #46)  
Kyle, Aaron, CB, 1976-79  
Hill, Rod, CB, 1982-83  
Tautalatasi, Junior, RB, 1989  
Lassic, Derrick, RB, 1993-94  
Case, Scott, S, 1995  
Williams, Charlie, S, 1995-00  
(Williams also wore #42)
- 26**  
Dial, Buddy, WR, 1964-66  
Adderley, Herb, CB, 1970-72  
Pearson, Preston, RB, 1975-80  
Downs, Michael, S, 1981-88  
Palmer, Paul, RB, 1989  
Smith, Kevin, CB, 1992-99
- 27**  
Gaechter, Mike, S, 1962-69  
Thomas, Bill, RB, 1972  
Fellows, Ron, CB, 1981-86  
Haynes, Tommy, S, 1987  
Richards, Curvin, RB, 1991-92  
Everett, Thomas, S, 1992-93  
(Everett also wore #31)  
Tremble, Greg, S, 1995  
Mobley, Singor, S, 1997-99  
Edwards, Mario, CB, 2000-01
- 28**  
Granger, Norm, RB, 1984  
Blount, Alvin, RB, 1987  
Stewart, Curtis, RB, 1989  
Woodson, Darren, S, 1992-01



## 29

Lavette, Robert, RB, 1985-87  
Green, Alex, CB, 1987

(Green also wore #48)

Johnson, Udra, RB, 1989  
Gant, Kenneth, CB, 1990-94  
Brice, Alundis, CB, 1995-96

(Brice also wore #21 and #23)

Billups, Terry, CB, 1998  
Akins, Chris, S, 1999-00  
Myers, Greg, S, 2000

## 30

Dowdle, Mike, RB/LB, 1960-62  
Van Raaphorst, Dick, K, 1964  
Reeves, Dan, RB/QB, 1965-72  
Young, Charles, RB, 1974-76  
Newsome, Timmy, RB, 1980-88  
Holt, Issiac, CB, 1989-92  
Studstill, Darren, S, 1994  
Teague, George, S, 1996, 1998-01

(Teague also wore #31)

Wheaton, Kenny, CB, 1997-99  
Riley, Earl, S, 2000

## 31

Cone, Fred, K, 1960  
Marsh, Amos, RB, 1961-64  
Stokes, Sim, WR, 1967  
Brown, Otto, DB, 1969  
Richardson, Gloster, WR, 1971  
Barnes, Benny, DB, 1972-82  
Allen, Gary, RB, 1983-84  
Hill, Bill, CB, 1987  
Owens, Billy, DB, 1988  
Everett, Thomas, S, 1992-93

(Everett also wore #27)

Marion, Brock, S, 1993-97  
Teague, George, S, 1996, 1998-01  
(Teague also wore #30)

## 32

Franckhauser, Tom, CB, 1960-61  
Garrison, Walt, RB, 1966-74  
Thurman, Dennis, DB, 1978-85  
Jackson, Tim, S, 1989  
Highsmith, Alonzo, FB, 1990-91  
Thomas, Blair, RB, 1994  
Hughes, Tyrone, CB, 1998  
Wiley, Michael, RB, 2000-01

## 33

Babb, Gene, LB/RB, 1960-61  
Hayes, Wendell, RB, 1963  
Wayt, Russell, LB, 1965  
Thomas, Duane, RB, 1970-71  
Pinder, Cyril, RB, 1973  
Percival, Mac, K, 1974  
Dorsett, Tony, RB, 1977-87  
Brown, Eric, DB, 1989  
Smith, Timmy, RB, 1990  
Bell, Jason, CB, 2001

## 34

Doelling, Fred, S, 1960  
Douglas, Merrill, RB, 1961  
Green, Cornell, DB, 1962-74  
Mitchell, Aaron, CB, 1979-80  
Hunter, Monty, S, 1982  
Walker, Herschel, RB, 1986-89, 1996-97  
Agee, Tommie, FB, 1990-94  
Brown, Larry, CB, 1991-95, 1998  
(Brown also wore #24)  
Lester, Tim, FB, 1999

## 35

Kowalczyk, Walt, RB, 1960  
Lockett, J.W., RB, 1961-62

Gent, Pete, WR/TE, 1964-68  
Hill, Calvin, RB, 1969-74  
Laidlaw, Scott, RB, 1975-79  
McSwain, Chuck, RB, 1983-84  
Armstrong, Jimmy, DB, 1987  
(Armstrong also wore #10)  
Scott, Kevin, RB, 1989  
Davis, Wendell, CB, 1996-99  
Chancey, Robert, RB, 1999  
Hambrick, Troy, RB, 2000-01  
(Hambrick also wore #42)

## 36

Bielski, Dick, TE, 1960-61  
Williams, Joe, RB, 1971  
Brinson, Larry, RB, 1977-79  
Albritton, Vince, S/LB, 1984-91  
Ross, Dominique, RB, 1995-96  
Smith, Tarik, RB, 1998-99  
Taylor, Tony, RB, 2001

## 37

Dunn, Perry Lee, RB, 1964-65  
Clark, Phil, DB, 1967-69  
Thomas, Ike, CB, 1971  
Morgan, Dennis, RB, 1974  
Jensen, Jim, RB, 1976  
White, Gerald, FB, 1987  
Washington, James, S, 1990-94  
Vaughn, Lee, DB, 1997

## 38

Baker, Sam, P/K, 1962-63  
Williams, John, FB, 1985  
Francis, Ron, CB, 1987-90  
Hall, Chris, S, 1993  
Lang, David, RB, 1995  
Hawthorne, Duane, CB, 1999-01

## 39

Jones, E.J., RB, 1987  
Sargent, Broderick, FB, 1989  
Perryman, Robert, FB, 1990  
Smith, Donald, S, 1991  
Gainer, Derrick, RB, 1992-93  
Neufeld, Ryan, FB, 1999

## 40

Harris, Jim, S, 1961  
Stiger, Jim, RB, 1963-65  
Conrad, Bobby Joe, WR, 1969  
Strayhorn, Les, RB, 1973-74  
Hurt, Eric, CB, 1980  
Bates, Bill, S, 1983-97

## 41

Livingston, Warren, CB, 1961-66  
Waters, Charlie, DB, 1970-78, 1980-81  
Coleman, Anthony, DB, 1987  
Wright, Charles, DB, 1988  
Thomas, Dave, CB, 1993-94  
Larrimore, Kareem, CB, 2000-01  
Dennis, Pat, CB, 2001

## 42

McIlhenny, Don, RB, 1960-61  
Ridlon, Jim, S, 1963-64  
Whitfield, A.D., RB, 1965  
Welch, Claxton, RB, 1969-71  
Hughes, Randy, S, 1975-80  
Easmon, Ricky, DB, 1985  
Clack, Darryl, RB, 1986-89  
Smagala, Stan, DB, 1990-91  
Wilson, Robert, FB, 1994  
Williams, Charlie, S, 1995-00  
(Williams also wore #25)

Warren, Chris, RB, 1998-00  
Hambrick, Troy, RB, 2000-01  
(Hambrick also wore #35)

## 43

Perkins, Don, RB, 1961-68  
Harris, Cliff, S, 1970-79  
Patterson, Elvis, CB, 1993  
Briggs, Greg, S, 1995  
Reese, Izell, S, 1998-01

## 44

Bishop, Don, CB, 1960-65  
Newhouse, Robert, FB, 1972-83  
Gowdy, Cornell, DB, 1986  
Courville, Vince, WR, 1987  
(Courville also wore #81)  
Brooks, Michael, S, 1990  
Coleman, Lincoln, RB, 1993-94  
Thomas, Robert, LB/FB, 1998-01  
(Thomas also wore #59)

## 45

Dupre, L.G., RB, 1960-61  
Daniels, Dick, S, 1966-68  
(Daniels also wore #21)  
Flowers, Richmond, S, 1969-71  
Robinson, Larry, RB, 1973  
Woolsey, Larry, DB, 1975  
Wilson, Steve, WR/CB, 1979-81  
(Wilson also wore #81)  
Hendrix, Manny, CB, 1986-91  
Sualua, Nicky, FB, 1997-98  
Solwold, Mike, TE, 2001

## 46

Shy, Les, RB, 1966-69  
(Shy also wore #25)  
Baynham, Craig, RB, 1967-69  
Washington, Mark, CB, 1970-78  
Solomon, Roland, S, 1980  
Fowler, Todd, FB, 1985-88  
Blake, Ricky, RB, 1991  
Fishback, Joe, S, 1993-94  
Whalen, James, TE, 2000-01  
(Whalen also wore #82)

## 47

Moegle, Dick, S, 1961  
Clinkscale, Dextor, S, 1980, 1982-85  
Scott, Chuck, WR, 1987  
Holmes, Clayton, CB, 1992-95  
McNeil, Ryan, CB, 2000

## 48

Green, Alex, CB, 1987  
(Green also wore #29)  
Johnston, Daryl, FB, 1989-99  
Witherspoon, Terry, FB, 2001

## 49

Huggins, Johnny, TE, 2001

## 50

Tubbs, Jerry, LB, 1960-67  
Lewis, D.D., LB, 1968, 1970-81  
Rohrer, Jeff, LB, 1982-87  
Hendrickson, Steve, LB, 1989  
(Hendrickson also wore #58)  
Harper, Dave, LB, 1990  
Brownlow, Darrick, LB, 1991, 1994  
(Brownlow also wore #59)  
Abrams, Bobby, LB, 1992-93  
Shiver, Clay, C, 1996-98  
Tolbert, Brandon, LB, 1998-00  
(Tolbert also wore #53)  
Brooks, Jamal, LB, 2001



## 51

Braatz, Tom, LB, 1960  
 Hoyem, Lynn, C/G, 1962-63  
 Manders, Dave, C, 1964-66, 1968-74  
 Dickerson, Anthony, LB, 1980-84  
 Jones, Dale, LB, 1987  
 Swan, Russ, LB, 1987  
 (Swan also wore #57)  
 Norton, Ken, LB, 1988-93  
 Thomas, Broderick, LB, 1996-98  
 Adams, Keith, LB, 2001

## 52

Hansen, Wayne, LB, 1960  
 Edwards, Dave, LB, 1963-75  
 Eidson, Jim, G/C, 1976  
 Shaw, Robert, C, 1979-81  
 McLean, Scott, LB, 1983  
 Cannon, Billy, LB, 1984  
 Duliban, Chris, LB, 1987  
 Hurd, Jeff, LB, 1987  
 (Hurd also wore #58)

Scott, Sean, LB, 1988  
 Pruitt, Mickey, LB, 1991-92  
 Schwantz, Jim, LB, 1994-96  
 Coakley, Dexter, LB, 1997-01

## 53

Connelly, Mike, C, 1960-67  
 (Connelly also wore #54)  
 Simmons, Dave, LB, 1968  
 Whittingham, Fred, LB, 1969  
 Babinecz, John, LB, 1972-73  
 Breunig, Bob, LB, 1975-84  
 Jax, Garth, LB, 1986-88  
 Simmons, Victor, LB, 1987  
 Elam, Onzy, LB, 1989  
 Shannon, Randy, LB, 1989-90  
 (Shannon also wore #94)  
 Stepnoski, Mark, C, 1989-94, 1999-01  
 (Stepnoski also wore #70)  
 Donaldson, Ray, C, 1995-96  
 Tolbert, Brandon, LB, 1998-00  
 (Tolbert also wore #50)

## 54

Connelly, Mike, C, 1960-67  
 (Connelly also wore #53)  
 Howley, Chuck, LB, 1961-73  
 White, Randy, DT/LB, 1975-88  
 Solomon, Jesse, LB, 1989-90  
 Fieldings, Anthony, LB, 1995  
 Hardy, Darryl, LB, 1995, 1997  
 Hambrick, Darren, LB, 1998-01  
 Cerqua, Marc, LB, 2001

## 55

Jordan, Lee Roy, LB, 1963-76  
 Huther, Bruce, LB, 1977-80, 1983  
 (Huther also wore #57)  
 Spradlin, Danny, LB, 1981-82  
 DeOssie, Steve, LB, 1984-88  
 Flaherty, Harry, LB, 1987  
 Del Rio, Jack, LB, 1989-91  
 Jones, Robert, LB, 1992-95  
 Strickland, Fred, LB, 1996-98  
 Hall, Lemanski, LB, 1999  
 Steele, Markus, LB, 2001

## 56

Patera, Jack, LB, 1960-61  
 Long, Bob, LB, 1962  
 Hays, Harold, LB, 1963-67  
 Stincic, Tom, LB, 1969-71  
 Barnes, Rodrigo, LB, 1973-74  
 Henderson, Thomas, LB, 1975-79  
 Roe, Bill, LB, 1980  
 Lockhart, Eugene, LB, 1984-90  
 Roper, John, LB, 1993

Barnes, Reggie, LB, 1995  
 Godfrey, Randall, LB, 1996-99  
 Grant, Orantes, LB, 2000-01

## 57

Walker, Malcolm, C, 1966-69  
 Keller, Mike, LB, 1972  
 Walker, Louie, LB, 1974  
 Davis, Kyle, C, 1975  
 Huther, Bruce, LB, 1977-80, 1983  
 (Huther also wore #55)  
 King, Angelo, LB, 1981-83  
 Turner, Jimmie, LB, 1984  
 Burton, Ron, LB, 1987-89  
 Swan, Russ, LB, 1987  
 (Swan also wore #51)  
 Smith, Vinson, LB, 1990-92, 1997  
 Campos, Alan, LB, 1996  
 Smith, Myron, LB, 1998  
 Coryatt, Quentin, LB, 1999  
 Wortham, Barron, LB, 2000

## 58

Peterson, Calvin, LB, 1974-75  
 Hegman, Mike, LB, 1976-88  
 Hurd, Jeff, LB, 1987  
 (Hurd also wore #52)  
 Hendrickson, Steve, LB, 1989  
 (Hendrickson also wore #50)  
 Edwards, Dixon, LB, 1991-95  
 Hemsley, Nate, LB, 1997-99  
 Bowden, Joe, LB, 2000  
 Mackey, Louis, LB, 2001

## 59

Hutcherson, Ken, LB, 1974  
 Capone, Warren, LB, 1975  
 Brown, Guy, LB, 1977-82  
 Walter, Mike, LB, 1983  
 Penn, Jesse, LB, 1985-87  
 Timmer, Kirk, LB, 1987  
 Cobb, Garry, LB, 1988-89  
 Brownlow, Darrick, LB, 1991, 1994  
 (Brownlow also wore #50)  
 Smith, Darrin, LB, 1993-96  
 Thomas, Robert, LB/FB, 1998-01  
 (Thomas also wore #44)  
 Nguyen, Dat, LB, 1999-01

## 60

Guy, Buzz, G, 1960  
 Isbell, Joe Bob, G, 1962-65  
 Burkett, Jackie, LB, 1968-69  
 Kiner, Steve, LB, 1970  
 Caffey, Lee Roy, LB, 1971  
 Killian, Gene, G, 1974  
 Randall, Tom, G, 1978  
 Smerek, Don, DL, 1981-87  
 Hamel, Dean, DT, 1989-90  
 Hill, Tony, DE, 1991-92  
 (Hill also wore #90)  
 Kennard, Derek, G, 1994-96  
 Brymer, Chris, C/G, 1999  
 Nix, John, DT, 2001

## 61

Putnam, Duane, G, 1960  
 Green, Allen, P/K, 1961  
 Nye, Blaine, G, 1968-76  
 Cooper, Jim, OL, 1977-86  
 Newton, Nate, G/T, 1986-98  
 (Newton also wore #67)  
 Garmon, Kelvin, G, 2000-01

## 62

Healy, Don, DT, 1960-61  
 (Healy also wore #78)  
 Cvercko, Andy, G, 1961-62

Poimboeuf, Lance, K, 1963  
 Donohue, Leon, G, 1965-67  
 Fitzgerald, John, C, 1971-80  
 Baldinger, Brian, OL, 1982-84, 1986-87  
 Zentic, Mike, C, 1987  
 Brotzki, Bob, T, 1988  
 Oswald, Paul, G, 1988  
 Tolbert, Tony, DL, 1989-97  
 (Tolbert also wore #92)  
 Hellestree, Dale, OL, 1990-00  
 (Hellestree also wore #70)  
 Parrish, James, T, 1993-94  
 Myslinski, Tom, G/C, 1999  
 Page, Craig, C, 2000

## 63

Falls, Mike, G, 1960-61  
 Cole, Larry, DL, 1968-80  
 Titensor, Glen, G, 1981-86, 1988  
 Shields, Joe, OL, 1987  
 Brinkley, Lester, DL, 1990  
 Gesek, John, G, 1990-93  
 (Gesek also wore #67)  
 Flannery, John, G, 1996-97  
 Kiselak, Michael, C/G, 1998-99  
 Gibson, Aaron, T, 2001

## 64

Grottkau, Bob, G, 1961  
 Liscio, Tony, T, 1963-64, 1966-71  
 (Liscio also wore #72)  
 Smith, Jim Ray, G/T, 1963-64  
 Johnson, Mitch, G, 1965  
 Hagen, Halvor, C/G, 1969-70  
 Arneson, Jim, C/G, 1973-74  
 Rafferty, Tom, G/C, 1976-89  
 Lilja, George, C, 1987  
 (Lilja also wore #67)  
 Diaz, Jorge, G, 2000

## 65

Schoenke, Ray, T, 1963-64  
 Wilbur, John, T, 1966-69  
 Stalls, Dave, DE, 1977-79  
 Petersen, Kurt, G, 1980-85  
 Westberry, Gary, C, 1987  
 White, Bob, OL, 1987-89  
 (White also wore #70)  
 Stalon, Tony, G, 1990  
 Stone, Ron, T, 1993-95

## 66

Husmann, Ed, DT, 1960  
 Andrie, George, DE, 1962-72  
 Lawless, Burton, G, 1975-79  
 Wells, Norm, G, 1980  
 Schultz, Chris, T, 1983, 1985  
 Baker, Jesse, DE, 1986  
 Gogan, Kevin, T, 1987-93  
 Hutson, Tony, G, 1996-99  
 Fricke, Ben, C, 1999-01  
 (Fricke also wore #69)

## 67

Houser, John, C/G, 1960-61  
 Kupp, Jake, G, 1964-65  
 Toomay, Pat, DE, 1970-74  
 Donovan, Pat, T, 1975-83  
 Thompson, Broderick, G, 1985  
 Newton, Nate, G/T, 1986-98  
 (Newton also wore #61)  
 Lilja, George, C, 1987  
 (Lilja also wore #64)  
 Walker, Gary, OL, 1987  
 Shearin, Joe, C, 1987  
 Smith, Sean, DT, 1989  
 Gesek, John, G, 1990-93  
 (Gesek also wore #63)





Maryland, Russell, DT, 1991-95  
McIver, Everett, G, 1998-99

## 68

Reese, Guy, DT, 1962-63  
Boeke, Jim, T, 1964-67  
Scott, Herb, G, 1975-84  
Ker, Crawford, G, 1985-90  
Cornish, Frank, C, 1992-94  
Batiste, Michael, DT/G, 1995  
Ross, Oliver, T, 1998  
Scarlett, Noel, DT, 2000  
Lehr, Matt, G/C, 2001

## 69

Hegamin, George, T, 1994-97  
Fricke, Ben, G/C, 1999-01  
(Fricke also wore #66)

## 70

McCreary, Bob, T, 1961  
Memmelaar, Dale, G, 1962-63  
Sandeman, Bill, DT, 1966  
Wright, Rayfield, TE/T, 1967-79  
(Wright also wore #85)  
Richards, Howard, G/T, 1981-86  
White, Bob, OL, 1987-89  
(White also wore #65)  
Stepnoski, Mark, C, 1989-94, 1999-01  
(Stepnoski also wore #53)  
Hellestrae, Dale, OL, 1990-00  
(Hellestrae also wore #62)  
Collins, Javier, DT/T, 2001

## 71

Dickson, Paul, T, 1960  
Granger, Charlie, T, 1961  
Talbert, Don, DE/OT, 1962, 1965, 1971  
(Talbert also wore #72)  
Townes, Willie, DE, 1966-68  
Wallace, Rodney, G/T, 1971-73  
Frederick, Andy, T, 1977-81  
Tuinei, Mark, OT/DL, 1983-97  
Dwyer, Mike, DT, 1987  
Jackson, Alcender, G, 2000-01

## 72

Herschman, Bill, DT, 1960-61  
Talbert, Don, DE/OT, 1962, 1965, 1971  
(Talbert also wore #71)  
Liscio, Tony, T, 1963-64, 1966-71  
(Liscio also wore #64)  
Jones, Ed, DE, 1974-78, 1980-89  
Cheek, Louis, OL, 1990  
Sullivan, Mike, T, 1991  
Childress, Ray, DT, 1996  
Missouri, Dwayne, DE, 2001

## 73

Fisher, Ray, T, 1960  
Clark, Monte, T, 1962  
Neely, Ralph, G/T, 1965-77  
Wright, Steve, T, 1981-82  
Kitson, Syd, G, 1984  
Ploeger, Kurt, DL, 1986  
Burnette, Dave, T, 1987  
Noonan, Danny, DL, 1987-92  
Allen, Larry, G/T, 1994-01

## 74

Lilly, Bob, DL, 1961-74

## 75

Fry, Bob, T, 1960-64  
Pugh, Jethro, DT, 1965-78  
Pozderac, Phil, T, 1982-87

Smith, Daryle, T, 1987-88  
(Smith also wore #79)

Carter, Jon, DT, 1989

Casillas, Tony, DT, 1991-93, 1996-97  
Noble, Brandon, DT, 1999-01

## 76

Gonzaga, John, DE, 1960  
Nutting, Ed, T, 1963  
Frank, Bill, T, 1964  
Diehl, John, DT, 1965  
Niland, John, G, 1966-74  
Betha, Larry, DL, 1978-83  
Aughtman, Dow, OL, 1984  
Otto, Bob, DL, 1986  
Zimmerman, Jeff, G, 1987-90  
Vingrad, Alan, OL, 1991-92  
Reynolds, Jerry, T, 1994  
Adams, Flozell, G/T, 1998-01

## 77

Bradfute, Byron, T, 1960-61  
Brock, Clyde, DT, 1962-63  
Stephens, Larry, DE, 1963-67  
(Stephens also wore #79)  
Colvin, Jim, DT, 1964-66  
East, Ron, DT, 1967-70  
(East also wore #79)  
Gregory, Bill, DL, 1971-77  
Thornton, Bruce, DL, 1979-81  
Jeffcoat, Jim, DE, 1983-94  
Cisowski, Steve, T, 1987  
Scifres, Steve, OL, 1997  
Davis, Nathan, DT, 1998-99  
(Davis also wore #99)  
Page, Solomon, G/T, 1999-01

## 78

Healy, Don, DT, 1960-61  
(Healy also wore #62)  
Meyers, John, DT, 1962-63  
Youmans, Maury, DE, 1964-65  
Asher, Bob, T, 1970  
Walton, Bruce, G, 1973-75  
Schaum, Greg, DE, 1976  
Dutton, John, DL, 1979-86  
Widell, Dave, T, 1988-89  
Lett, Leon, DL, 1991-00

## 79

Klein, Dick, T, 1960  
Frost, Ken, DT, 1961-62  
Stephens, Larry, DE, 1963-67  
(Stephens also wore #77)  
East, Ron, DT, 1967-70  
(East also wore #77)  
Gregg, Forrest, G/T, 1971  
Martin, Harvey, DE, 1973-83  
Hunt, John, G/T, 1984  
Cesario, Sal, G, 1987  
Smith, Daryle, T, 1987-88  
(Smith also wore #75)  
Broughton, Willie, DT, 1989-90  
Williams, Erik, T, 1991-00  
Dorsey, Char-ron, T, 2001

## 80

Murchison, Ola Lee, WR, 1961  
Folkins, Lee, TE, 1962-64  
(Folkins also wore #83)  
Barnes, Gary, WR, 1963  
McDaniels, David, WR, 1968  
Hill, Tony, WR, 1977-86  
Barksdale, Rod, WR, 1987  
Spivey, Sebron, WR, 1987  
Gay, Everett, WR, 1988

Ford, Bernard, WR, 1989  
Harris, Rod, WR, 1990  
Harper, Alvin, WR, 1991-94, 1999  
(Harper also wore #82)  
Gadsden, Oronde, WR, 1995  
Williams, Stepfret, WR, 1996-97  
Santiago, O.J., TE, 2000  
Fontenot, Chris, TE, 2000  
Swinton, Reggie, WR, 2001

## 81

Howton, Bill, WR, 1960-63  
Bateman, Marv, P, 1972-74  
Howard, Percy, WR, 1975  
Steele, Robert, WR, 1978  
(Steele also wore #82)  
Smith, Jackie, TE, 1978  
Wilson, Steve, WR/CB, 1979-81  
(Wilson also wore #45)  
Phillips, Kirk, WR, 1984  
Powe, Karl, WR, 1985-86  
Courville, Vince, WR, 1987  
(Courville also wore #44)  
Edwards, Kelvin, WR, 1987-88  
(Edwards also wore #87)  
Ankrom, Scott, WR, 1989  
Wright Alexander, WR, 1990-92  
Daniel, Tim, WR, 1993  
Galbraith, Scott, TE, 1993-94, 1997  
(Galbraith also wore #89)  
Hervey, Edward, WR, 1995  
Armstrong, Tyji, TE, 1996  
Jeffers, Patrick, WR, 1998  
Ismail, Raghib, WR, 1999-01

## 82

Clarke, Frank, TE/WR, 1960-67  
Stowe, Otto, WR, 1973  
Reece, Beasley, CB/WR, 1976  
Steele, Robert, WR, 1978  
(Steele also wore #81)  
Simmons, Cleo, TE, 1983  
Frost, Mike, WR, 1984-87  
Burbage, Cornell, WR, 1987-89  
(Burbage also wore #15 and #89)  
Shepard, Derrick, WR, 1989-91  
(Shepard also wore #87)  
Harper, Alvin, WR, 1991-94, 1999  
(Harper also wore #80)  
Smith, Jimmy, WR, 1992  
Fleming, Cory, WR, 1994-95  
Mitchell, Johnny, TE, 1996  
Ogden, Jeff, WR, 1998-99  
Brazzell, Chris, WR, 1999-00  
(Brazzell also wore #85)  
McKnight, James, WR, 1999-00  
Whalen, James, TE, 2000-01  
(Whalen also wore #46)

## 83

Doran, Jim, WR, 1960-61  
Folkins, Lee, TE, 1962-64  
(Folkins also wore #80)  
Deters, Harold, K, 1967  
Clark, Mike, K, 1968-71, 1973  
(Clark also wore #17)  
Richards, Golden, WR, 1973-78  
Donley, Doug, WR, 1981-84  
Gonzalez, Leon, WR, 1985  
Martin, Kelvin, WR, 1987-92, 1996  
Mickey, Joey, TE, 1993  
Jackson, Willie, WR, 1994  
Watkins, Kendall, TE, 1995  
Miller, Anthony, WR, 1997  
Clay, Hayward, TE, 1998-99  
Still, Bryan, WR, 1999  
McGarity, Wane, WR, 1999-01



# ALL-TIME ROSTER

## PLAYERS

**84**

Wisener, Gary, WR, 1960  
Norman, Pettis, TE, 1962-70  
Fugett, Jean, TE, 1972-75  
Cosbie, Doug, TE, 1979-88  
Borresen, Rich, TE, 1987  
Jennings, Keith, TE, 1989  
Novacek, Jay, TE, 1990-96  
Lucky, Mike, TE, 1999-01  
(Lucky also wore #86)  
Galloway, Joey, WR, 2000-01

**85**

Cronin, Gene, LB, 1960  
Wright, Rayfield, TE/T, 1967-79  
(Wright also wore #70)  
Smith, Tody, DL, 1971-72  
Cornwell, Fred, TE, 1984-85  
Chandler, Thornton, TE, 1986-89  
(Chandler also wore #89)  
Folsom, Steve, TE, 1987-90  
Hendrix, Tim, TE, 1987  
McKinnon, Dennis, WR, 1990  
Williams, Kevin, WR, 1993-96  
Mills, Ernie, WR, 1998-99  
Brazzell, Chris, WR, 1999-00  
(Brazzell also wore #82)  
Chiaverini, Darren, WR, 2001

**86**

Sherer, Dave, P, 1960  
Porterfield, Garry, DE, 1965  
Coleman, Ralph, LB, 1972  
Houston, Bill, WR, 1974  
Johnson, Butch, WR, 1976-83  
Harris, Duriel, WR, 1984  
Smith, Waddell, WR, 1984  
Duckett, Kenny, WR, 1985  
Sherrard, Mike, WR, 1986  
Dixon, James, WR/RB, 1989-91  
(Dixon also wore #21)  
Williams, Tyrone, WR, 1993  
Bjornson, Eric, TE, 1995-99  
Lucky, Mike, TE, 1999-01  
(Lucky also wore #84)

**87**

Borden, Nate, DE, 1960-61  
Stynchula, Andy, DE, 1968  
Truax, Billy, TE, 1971-73  
Howard, Ron, TE, 1974-75  
Saldi, Jay, TE, 1976-82  
Banks, Gordon, WR, 1985-87  
Edwards, Kelvin, WR, 1987-88  
(Edwards also wore #81)

Alexander, Ray, WR, 1988-89  
Shepard, Derrick, WR, 1989-91  
(Shepard also wore #82)  
Roberts, Alfredo, TE, 1991-92  
Davis, Billy, WR, 1995-98  
Tucker, Jason, WR, 1999-00  
Rambo, Ken-Yon, WR, 2001

**88**

Davis, Sonny, LB, 1961  
Ridgway, Colin, P/K, 1965  
Randle, Sonny, WR, 1968  
Rucker, Reggie, WR, 1970-71  
Sellers, Ron, WR, 1972  
Pearson, Drew, WR, 1973-83  
Irvin, Michael, WR, 1988-99  
Harris, Jackie, TE, 2000-01

**89**

Dugan, Fred, WR, 1960  
Davis, Donnie, WR, 1962  
Ditka, Mike, TE, 1969-72  
DuPree, Billy Joe, TE, 1973-83  
Salonen, Brian, TE/LB, 1984-85  
Chandler, Thornton, TE, 1986-89  
(Chandler also wore #85)  
Burbage, Cornell, WR, 1987-89  
(Burbage also wore #15 and #82)  
Awalt, Rob, TE, 1990-91  
Tennell, Derek, TE, 1992  
Blackwell, Kelly, TE, 1993  
Galbraith, Scott, TE, 1993-94, 1997  
(Galbraith also wore #81)  
Price, Jim, TE, 1993  
Ware, Derek, TE, 1996  
LaFleur, David, TE, 1997-00  
Williams, Randal, WR, 2001

**90**

Crockett, Willis, LB, 1990  
Hill, Tony, DE, 1991-92  
(Hill also wore #60)  
McIntosh, Toddrick, DT, 1994  
Sturgis, Oscar, DE, 1995  
Spellman, Alonzo, DT, 1999-00  
Frisch, Byron, DE, 2001

**91**

Johnson, Walter, DT, 1987  
Vanderbeek, Matt, LB/DE, 1993-94  
Benson, Darren, DT, 1995-98  
Underwood, Dimitrius, DL, 2000-01

**92**

Perkins, Ray, DE, 1987  
Tolbert, Tony, DL, 1989-97  
(Tolbert also wore #62)  
White, Chris, DE, 2000  
Evans, Demetric, DE, 2001

**93**

Cooper, Reggie, LB, 1991  
Ulufale, Mike, DT, 1996  
Smith, Artie, DT, 1998  
Zellner, Peppi, DE, 1999-01

**94**

Watts, Randy, DE, 1987  
Shannon, Randy, LB, 1989-90  
(Shannon also wore #53)  
Haley, Charles, DE, 1992-96  
Myers, Michael, DL, 1998-01

**95**

Walen, Mark, DT, 1987-88  
Hennings, Chad, DT, 1992-00  
Chevrier, Randy, DT, 2001

**96**

Stubbs, Daniel, DE, 1990-91  
Carver, Shante, DE, 1994-97  
(Carver also wore #98)  
Anderson, Antonio, DT, 1997-98  
Ekuban, Ebenezer, DE, 1999-01

**97**

Ponder, David, DT, 1985  
Lilly, Kevin, DT, 1989  
Jones, Jimmie, DL, 1990-93  
Pittman, Kavika, DE, 1996-99  
Fields, Aaron, DE, 2000

**98**

Tippins, Ken, LB, 1989  
Willis, Mitch, DT, 1990  
Myles, Godfrey, LB, 1991-96  
Carver, Shante, DE, 1994-97  
(Carver also wore #96)  
Ellis, Greg, DE, 1998-01

**99**

Brooks, Kevin, DT, 1985-88  
Howard, David, LB, 1989-90  
McCormack, Hurvin, DT, 1994-98  
Davis, Nathan, DT, 1998-99  
(Davis also wore #77)

## LEAST USED

### Numbers Worn By Just One Player

13 Jerry Rhome, QB, 1965-68  
49 Johnny Huggins, TE, 2001  
74 Bob Lilly, DL, 1961-74

## MOST USED

### Most Frequently Issued Number

81 – 18 Players  
80 – 16 Players  
82 – 16 Players  
83 – 15 Players  
89 – 15 Players  
57 – 14 Players  
62 – 14 Players





# Cowboys All-Time Honor Roll

## ALL-TIME PRO BOWL SELECTIONS

Name, Position	Total Selections	Consecutive Streak
Bob Lilly, DT	11	10 (1964-73)
Mel Renfro, S/CB	10	10 (1964-73)
Randy White, DT	9	9 (1977-85)
Emmitt Smith, RB	9	6 (1990-95)
Larry Allen, G/T	7	7 (1995-01)
Don Perkins, RB	6	3 (61-63, '66-68)
Chuck Howley, LB	6	5 (1965-69)
John Niland, G	6	6 (1968-73)
Rayfield Wright, T	6	6 (1971-76)
Cliff Harris, S	6	6 (1974-79)
Roger Staubach, QB	6	5 (1975-79)
Troy Aikman, QB	6	6 (1991-96)
Nate Newton, G	6	5 (1992-96)
George Andrie, DE	5	5 (1965-69)
Cornell Green, CB/S	5	3 (1965-67)
Lee Roy Jordan, LB	5	3 (1967-69)
Michael Irvin, WR	5	5 (1991-95)
Jay Novacek, TE	5	5 (1991-95)
Darren Woodson, S	5	5 (1994-98)
Calvin Hill, RB	4	3 (1972-74)
Harvey Martin, DE	4	4 (1976-79)
Pat Donovan, T	4	4 (1979-82)
Tony Dorsett, RB	4	3 (1981-83)
Everson Walls, CB	4	3 (1981-83)
Deion Sanders, CB/KR	4	4 (1996-99)
Erik Williams, T	4	2 (1996-97)

## PRO BOWL

1960 (1) -	Jim Doran, WR (1)
1961 (2) -	Dick Bielski, TE (1)
	# Don Perkins, RB (1)
1962 (5) -	Don Bishop, CB (1)
	Eddie LeBaron, QB (1)
	Bob Lilly, DE (1)
	Don Perkins, RB (2)
	Jerry Tubbs, LB (1)
1963 (3) -	Sam Baker, P (1)
	Lee Folkins, TE (1)
	Don Perkins, RB (3)
1964 (2) -	Bob Lilly, DT (2)
	# Mel Renfro, S (1)
1965 (6) -	George Andrie, DE (1)
	Cornell Green, CB (1)
	# Bob Hayes, WR (1)
	Chuck Howley, LB (1)
	Bob Lilly, DT (3)
	Mel Renfro, S (2)
1966 (9) -	George Andrie, DE (2)
	Cornell Green, CB (2)
	Bob Hayes, WR (2)
	Chuck Howley, LB (2)
	Bob Lilly, DT (4)
	Dave Manders, C (1)
	Don Meredith, QB (1)
	Don Perkins, RB (4)
	Mel Renfro, S (3)
1967 (10) -	George Andrie, DE (3)
	Cornell Green, CB (3)
	Bob Hayes, WR (3)
	Chuck Howley, LB (3)
	Lee Roy Jordan, LB (1)
	Bob Lilly, DT (5)
	Don Meredith, QB (2)
	Ralph Neely, T (1)
	Don Perkins, RB (5)
	Mel Renfro, S (4)
1968 (8) -	George Andrie, DE (4)
	Chuck Howley, LB (4)
	Lee Roy Jordan, LB (2)
	Bob Lilly, DT (6)
	Don Meredith, QB (3)

## Pro Bowl (cont.)

1968 (cont.)	John Niland, G (1)
	Don Perkins, RB (6)
	Mel Renfro, CB (5)
1969 (8) - a	George Andrie, DE (5)
	* Calvin Hill, RB (1)
	Chuck Howley, LB (5)
	Lee Roy Jordan, LB (3)
	Bob Lilly, DT (7)
	Ralph Neely, T (2)
	John Niland, G (2)
	Mel Renfro, CB (6)
1970 (3) -	Bob Lilly, DT (8)
	John Niland, G (3)
1971 (8) - b	Mel Renfro, CB (7)
	Cornell Green, S (4)
	Chuck Howley, LB (6)
	Bob Lilly, DT (9)
	John Niland, G (4)
	Mel Renfro, S (8)
	Roger Staubach, QB (1)
	Ron Widby, P (1)
	Rayfield Wright, T (1)
1972 (7) -	Walt Garrison, RB (1)
	Cornell Green, S (5)
	Calvin Hill, RB (2)
	* Bob Lilly, DT (10)
	John Niland, G (5)
	* Mel Renfro, CB (9)
	Rayfield Wright, T (2)
1973 (6) -	* Calvin Hill, RB (3)
	* Lee Roy Jordan, LB (4)
	* Bob Lilly, DT (11)
	John Niland, G (6)
	Mel Renfro, CB (10)
	Rayfield Wright, T (3)
1974 (6) -	Cliff Harris, S (1)
	Calvin Hill, RB (4)
	Lee Roy Jordan, LB (5)
	Blaine Nye, G (1)
	Drew Pearson, WR (1)
	Rayfield Wright, T (4)
1975 (3) -	Cliff Harris, S (2)
	* Roger Staubach, QB (2)
	Rayfield Wright, T (5)
1976 (8) -	Billy Joe DuPree, TE (1)
	Cliff Harris, S (3)
	Harvey Martin, DE (1)
	Blaine Nye, G (2)
	Drew Pearson, WR (2)
	Roger Staubach, QB (3)
	Charlie Waters, S (1)
	Rayfield Wright, T (6)
1977 (8) -	Billy Joe DuPree, TE (2)
	Cliff Harris, S (4)
	Efren Herrera, K (1)
	Harvey Martin, DE (2)
	Drew Pearson, WR (3)
	* Roger Staubach, QB (4)
	Charlie Waters, S (2)
	Randy White, DT (1)
1978 (9) -	Tony Dorsett, RB (1)
	Billy Joe DuPree, TE (3)
	Cliff Harris, S (5)
	Thomas Henderson, LB (1)
	Tony Hill, WR (1)
	* Harvey Martin, DE (3)
	Roger Staubach, QB (5)
	Charlie Waters, S (3)
	Randy White, DT (2)
1979 (8) -	Bob Bruenig, LB (1)
	Pat Donovan, T (1)
	Cliff Harris, S (6)
	Tony Hill, WR (2)
	Harvey Martin, DE (4)
	Herb Scott, G (1)



## Pro Bowl (cont.)

- 1979 (cont.) **Roger Staubach, QB (6)**  
**Randy White, DT (3)**  
**Bob Bruenig, LB (2)**  
 Pat Donovan, T (2)  
**Herb Scott, G (2)**  
**Randy White, DT (4)**  
 1981 (7) - **Pat Donovan, T (3)**  
**Tony Dorsett, RB (2)**  
**Ed Jones, DE (1)**  
**Herb Scott, G (3)**  
 Rafael Septien, K (1)  
 # **Everson Walls, CB (1)**  
**Randy White, DT (5)**  
 1982 (7) - **Bob Bruenig, LB (3)**  
**Pat Donovan, T (4)**  
**Tony Dorsett, RB (3)**  
**Ed Jones, DE (2)**  
**Everson Walls, CB (2)**  
 Danny White, QB (1)  
**Randy White, DT (6)**  
 1983 (5) - **Doug Cosbie, TE (1)**  
**Tony Dorsett, RB (4)**  
**Ed Jones, DE (3)**  
**Everson Walls, CB (3)**  
**Randy White, DT (7)**  
 1984 (3) - **Bill Bates, ST (1)**  
**Doug Cosbie, TE (2)**  
**Randy White, DT (8)**  
 1985 (4) - **Doug Cosbie, TE (3)**  
 Tony Hill, WR (3)  
**Everson Walls, CB (4)**  
**Randy White, DT (9)**  
 1987 (1) - **Herschel Walker, RB (1)**  
 1988 (1) - **Herschel Walker, RB (2)**  
 1990 (1) - # **Emmitt Smith, RB (1)**  
 1991 (4) - **Troy Aikman, QB (1)**  
 @ **Michael Irvin, WR (1)**  
**Jay Novacek, TE (1)**  
**Emmitt Smith, RB (2)**  
 1992 (6) - **Troy Aikman, QB (2)**  
**Michael Irvin, WR (2)**  
**Nate Newton, G (1)**  
**Jay Novacek, TE (2)**  
**Emmitt Smith, RB (3)**  
 Mark Stepnoski, C (1)  
 1993 (11) - %\* **Troy Aikman, QB (3)**  
 \* **Thomas Everett, S (1)**  
**Michael Irvin, WR (3)**  
**Daryl Johnston, FB (1)**  
**Russell Maryland, DT (1)**  
**Nate Newton, G (2)**  
**Ken Norton, LB (1)**  
**Jay Novacek, TE (3)**  
**Emmitt Smith, RB (4)**  
 \* **Mark Stepnoski, C (2)**  
**Erik Williams, T (1)**  
 1994 (11) - **Troy Aikman, QB (4)**  
**Charles Haley, DE (1)****Michael Irvin, WR (4)**  
**Daryl Johnston, FB (2)**  
**Leon Lett, DT (1)**  
**Nate Newton, G (3)**  
**Jay Novacek, TE (4)**  
 \* **Emmitt Smith, RB (5)**  
**Mark Stepnoski, C (3)**  
**Mark Tuinei, T (1)**  
**Darren Woodson, S (1)**  
 1995 (10) - \* **Troy Aikman, QB (5)**  
**Larry Allen, G (1)**  
 \* **Ray Donaldson, C (1)**  
**Charley Haley, DE (2)**  
**Michael Irvin, WR (5)**  
**Nate Newton, G (4)**  
**Jay Novacek, TE (5)**  
**Emmitt Smith, RB (6)**  
**Mark Tuinei, T (2)**  
**Darren Woodson, S (2)**

- 1996 (9) - \* **Troy Aikman, QB (6)**  
**Larry Allen, G (2)**  
 \* **Ray Donaldson, C (2)**  
**Nate Newton, G (5)**  
 \* **Deion Sanders, CB (1)**  
**Jim Schwantz, ST (1)**  
**Tony Tolbert, DE (1)**  
**Erik Williams, T (2)**  
**Darren Woodson, S (3)**  
 1997 (4) - **Larry Allen, G (3)**  
 \* **Deion Sanders, CB (2)**  
**Erik Williams, T (3)**  
 \* **Darren Woodson, S (4)**  
 1998 (6) - **Larry Allen, T (4)**  
**Leon Lett, DT (2)**  
**Nate Newton, G (6)**  
**Deion Sanders, CB/KR (3)**  
**Emmitt Smith, RB (7)**  
**Darren Woodson, S (5)**  
 1999 (5) - \* **Larry Allen, G (5)**  
**Dexter Coakley, LB (1)**  
 \* **Deion Sanders, CB (4)**  
**Emmitt Smith, RB (8)**  
**Erik Williams, T (4)**  
 2000 (2) - **Larry Allen, G (6)**  
 \* **Emmitt Smith, RB (9)**  
 2001 (2) - \* **Larry Allen, G (7)**  
**Dexter Coakley, LB (2)**

**BOLD** starter  
 \* selected but did not play  
 # rookie  
 @ most valuable player  
 a named outstanding lineman  
 b named outstanding back  
 % top vote getter

## ALL PRO

- 1962 (2) - **Don Perkins, RB (1, AP, NEA)**  
**Jerry Tubbs, LB (1, TSN)**  
 1963 (1) - **Chuck Howley, LB (1, TSN)**  
 1964 (3) - **Frank Clarke, TE (1, AP)**  
**Bob Lilly, DT (1, AP, UPI, NEA)**  
**Jim Riddle, DB (1, TSN)**  
 1965 (3) - # **Bob Hayes, WR (1, TSN)**  
**Bob Lilly, DT (2, AP, UPI, NEA, TSN)**  
**Mel Renfro, S (1, NEA, TSN)**  
 1966 (7) - **Cornell Green, CB (1, AP, NEA, TSN)**  
**Bob Hayes, WR (2, AP, UPI, NEA, TSN)**  
**Chuck Howley, LB (2, AP, UPI, NEA)**  
**Lee Roy Jordan, LB (1, TSN)**  
**Bob Lilly, DT (3, AP, UPI, NEA, TSN)**  
**Ralph Neely, T (1, TSN)**  
**Dan Reeves, RB (1, TSN)**  
 1967 (7) - **George Andrie, DE (1, TSN)**  
**Cornell Green, CB (2, AP, UPI, NEA, TSN)**  
**Bob Hayes, WR (3, TSN)**  
**Chuck Howley, LB (3, AP, TSN)**  
**Bob Lilly, DT (4, AP, UPI, NEA, TSN)**  
**Ralph Neely, T (2, AP, UPI, TSN)**  
**Mel Renfro, S (2, TSN)**  
 1968 (5) - **Cornell Green, CB (3, NEA)**  
**Bob Hayes, WR (4, AP)**  
**Chuck Howley, LB (4, AP, NEA)**  
**Bob Lilly, DT (5, AP, UPI, NEA)**  
**Ralph Neely, T (3, AP, UPI, NEA)**  
**Cornell Green, CB (4, UPI)**  
 1969 (7) - # **Calvin Hill, RB (1, AP, UPI)**  
**Chuck Howley, LB (5, AP, UPI, NEA)**  
**Bob Lilly, DT (6, AP, NEA)**  
**Ralph Neely, T (4, AP, UPI, NEA)**  
**John Niland, G (1, AP)**  
**Mel Renfro, S (3, NEA)**  
 1970 (1) - **Chuck Howley, LB (6, AP, PFWA)**  
 1971 (4) - **Bob Lilly, DT (7, AP, PFWA, NEA)**  
**John Niland, G (2, AP, PFWA)**  
**Mel Renfro, S (4, NEA)**  
**Rayfield Wright, T (1, AP, PFWA)**  
**John Niland, G (3, AP)**  
 1972 (3) - **Blaine Nye, CB (1, NEA)**  
**Rayfield Wright, T (2, AP, UPI, PFWA, NEA)**





All-Pro (cont.)

- 1973 (4) - Calvin Hill, RB (2, PFWA)  
Lee Roy Jordan, LB (2, NEA, PFWA)  
Mel Renfro, CB (5, NEA, PFWA)  
Rayfield Wright, T (3, AP, PFWA)  
1974 (1) - Drew Pearson, WR (1, AP, PFWA)  
1975 (2) - Cliff Harris, S (1, NEA)  
Rayfield Wright, T (4, NEA)  
1976 (2) - Cliff Harris, S (2, AP, PFWA, NEA)  
Drew Pearson, WR (2, AP, PFWA)  
Cliff Harris, S (3, AP, PFWA, NEA)  
1977 (5) - Efren Herrera, K (1, AP, PFWA, NEA)  
Harvey Martin, DE (1, AP, PFWA, NEA)  
Drew Pearson, WR (3, AP, PFWA, NEA)  
Charlie Waters, S (1, PFWA)  
1978 (3) - Cliff Harris, S (4, AP, PFWA)  
Charlie Waters, S (2, PFWA, NEA)  
Randy White, DT (1, AP, PFWA, NEA)  
1979 (1) - Randy White, DT (2, AP, PFWA, NEA)  
1980 (2) - Herb Scott, G (1, AP, NEA)  
Randy White, DT (3, PFWA, NEA)  
1981 (5) - Tony Dorsett, RB (1, AP, PFWA, NEA)  
Ed Jones, DE (1, NEA)  
Herb Scott, G (2, AP)  
Rafael Septien, K (1, AP, PFWA)  
Randy White, DT (4, AP, PFWA, NEA)  
1982 (3) - Ed Jones, DE (2, AP)  
Everson Walls, CB (1, PFWA)  
Randy White, DT (5, AP, PFWA, NEA)  
1983 (2) - Everson Walls, CB (2, AP)  
Randy White, DT (6, AP, PFWA)  
1984 (2) - Michael Downs, S (PFWA)  
Randy White, DT (7, AP, PFWA, NEA)  
1985 (2) - Everson Walls, CB (3, PFWA)  
Randy White, DT (8, AP, NEA)  
1989 (1) - Eugene Lockhart, LB (1, TSN)  
1991 (2) - Michael Irvin, WR (1, AP, PFWA, NEA, TSN)  
Jay Novacek, TE (1, CPFN)  
1992 (4) - Kelvin Martin, PR (1, PFW, PFWA)  
Jay Novacek, TE (2, AP, PFW, PFWA, CPFN)  
Emmitt Smith, RB (1, AP, PFW, PFWA, NEA, TSN, CPFN, FD)  
Mark Stepnoski, C (1, NEA)  
1993 (3) - Troy Aikman, QB (1, TSN)  
Emmitt Smith, RB  
(2, AP, PFWA, PFW, TSN, CPFN, FD)  
Erik Williams, T  
(1, AP, PFWA, PFW, TSN, CPFN, FD)  
1994 (4) - Charles Haley, DE  
(1, AP, PFWA, PFW, TSN, CPFN, FD)  
Nate Newton, G  
(1, AP, PFWA, PFW, CPFN, FD)  
Emmitt Smith, RB  
(3, AP, PFWA, PFW, TSN, CPFN, FD)  
Darren Woodson, S  
(1, AP, PFWA, PFW, TSN, CPFN, FD)  
1995 (6) - Larry Allen, G (1, TSN, CPFN, FD)  
Nate Newton, G  
(2, AP, PFWA, PFW, TSN, FD)  
Deion Sanders, CB (1, TSN)  
Emmitt Smith, RB  
(4, AP, PFWA, PFW, TSN, CPFN, FD)  
Erik Williams, T (2, TSN)  
Darren Woodson, S  
(2, AP, PFWA, PFW, TSN, CPFN, FD)  
1996 (5) - Larry Allen, G (2, AP, PFWA, PFW, TSN, CPFN, FD)  
Deion Sanders, CB (2, AP, PFWA, PFW, TSN)  
Jim Schwartz, ST (1, PFWA, PFW)  
Erik Williams, T (3, AP)  
Darren Woodson, S (3, AP, PFWA, PFW, TSN, CPFN, FD)  
1997 (3) - Larry Allen, G (3, AP, PFWA, PFW, TSN, CPFN, FD)  
Richie Cunningham, K (1, AP, TSN)  
Deion Sanders, CB (3, AP, PFWA, PFW, TSN)  
1998 (3) - Larry Allen, T (4, AP, PFW, TSN)  
Deion Sanders, CB (3, AP, PFW, TSN, FD)  
KR (1, PFW)

- 1998 (cont.) - Darren Woodson, S (4, TSN)  
1999 (2) - Larry Allen, G (5, AP, PFW, TSN, PFN)  
Deion Sanders, CB (4, TSN)  
2000 (1) - Larry Allen, G (6, AP, PFW, CPFN, TSN)  
2001 (1) - Larry Allen, G (7, AP, PFW, FD, CPFN, TSN)

ALL-NFC

- 1970 (3) - Chuck Howley, LB (AP, UPI)  
John Niland, G (UPI)  
Mel Renfro, CB (AP)  
1972 (3) - Bob Lilly, DT (AP, UPI)  
John Niland, G (AP, UPI)  
Rayfield Wright, T (AP, UPI)  
1973 (5) - Calvin Hill, RB (AP, UPI)  
Lee Roy Jordan, LB (AP, UPI)  
John Niland, G (AP, UPI)  
Mel Renfro, CB (AP, UPI)  
Rayfield Wright, T (AP, UPI)  
1974 (3) - Cliff Harris, S (AP, UPI)  
Drew Pearson, WR (AP, UPI)  
Rayfield Wright, T (AP, UPI)  
1976 (5) - Billy Joe DuPree, TE (AP, UPI)  
Cliff Harris, S (AP, UPI)  
Blaine Nye, G (AP)  
Drew Pearson, WR (AP, UPI)  
Roger Staubach, QB (AP)  
1977 (5) - Cliff Harris, S (UPI)  
Efren Herrera, K (UPI)  
Harvey Martin, DE (UPI)  
Drew Pearson, WR (UPI)  
Roger Staubach, QB (UPI)  
1978 (6) - Tony Dorsett, RB (UPI)  
Billy Joe DuPree, TE (UPI)  
Cliff Harris, S (UPI)  
Herb Scott, G (UPI)  
Charlie Waters, S (UPI)  
Randy White, DT (UPI)  
1979 (6) - Bob Breunig, LB (PFW)  
Pat Donovan, T (UPI, PFW, TSN)  
Cliff Harris, S (TSN)  
Herb Scott, G (UPI, TSN)  
Roger Staubach, QB (UPI, PFW, TSN)  
Randy White, DT (UPI, PFW)  
1980 (4) - Bob Breunig, LB (UPI)  
Pat Donovan, T (UPI)  
Herb Scott, G (UPI)  
Randy White, DT (UPI, PFW, TSN)  
1981 (5) - Tony Dorsett, RB (UPI)  
Herb Scott, G (UPI)  
Ed Jones, DE (UPI)  
Rafael Septien, K (UPI)  
Randy White, DT (UPI)  
1982 (5) - Bob Breunig, LB (UPI)  
Pat Donovan, T (UPI)  
Tony Dorsett, RB (UPI)  
Everson Walls, CB (UPI)  
Randy White, DT (UPI)  
1983 (4) - Bob Breunig, LB (UPI)  
Ed Jones, DE (UPI, PFW)  
Everson Walls, CB (PFW)  
Randy White, DT (UPI, PFW)  
1984 (4) - Bill Bates, S (PFW)  
Michael Downs, S (UPI)  
Everson Walls, CB (UPI)  
Randy White, DT (UPI, FN)  
1985 (5) - Doug Cosbie, TE (UPI)  
Michael Downs, S (UPI)  
Tony Hill, WR (FN)  
Everson Walls, CB (UPI, FN)  
Randy White, DT (UPI, FN)  
1986 (1) - Randy White, DT (FN)  
1987 (1) - Herschel Walker, RB (PFW)  
1988 (1) - Herschel Walker, RB (UPI)  
1991 (3) - Michael Irvin, WR (UPI, FN)  
Jay Novacek, TE (UPI, FN, PFW)  
Emmitt Smith, RB (UPI, FN, PFW)  
Nate Newton, G (UPI, FN)



## All-NFC (cont.)

- 1992 (cont.) Jay Novacek, TE (UPI, FN)  
Emmitt Smith, RB (UPI, FN)  
Mark Stepnoski, C (UPI, FN)
- 1993 (5) - Troy Aikman, QB (FN)  
Ken Norton, LB (FN)  
Emmitt Smith, RB (UPI, FN)  
Mark Stepnoski, C (UPI, FN)  
Erik Williams, T (UPI, FN)
- 1994 (6) - Charles Haley, DE (UPI, FN)  
Leon Lett, DT (UPI, FN)  
Nate Newton, G (UPI, FN)  
Emmitt Smith, RB (UPI, FN)  
Mark Stepnoski, C (UPI, FN)  
Darren Woodson, S (UPI, FN)
- 1995 (5) - Larry Allen, G (FN)  
Nate Newton, G (UPI)  
Jay Novacek, TE (UPI)  
Emmitt Smith, RB (UPI, FN)  
Darren Woodson, S (UPI, FN)
- 1996 (4) - Larry Allen, G (UPI, FN)  
Deion Sanders, CB (UPI, FN)  
Tony Tolbert, DE (UPI, FN)  
Darren Woodson, S (UPI, FN)
- 1997 (2) - Larry Allen, G (PFW, PFWA, FN)  
Deion Sanders, CB (PFW, PFWA, FN)
- 1998 (2) - Larry Allen, T (PFW, FN)  
Deion Sanders, CB (PFW, FN)  
KR (PFW, FN)
- 1999 (3) - Larry Allen, G (PFW, FN)  
Deion Sanders, CB (PFW, FN)  
Erik Williams, T (FN)
- 2000 (1) - Larry Allen, G (PFW, FN)
- 2001 (1) - Larry Allen, G (PFW, FN)

## ALL-ROOKIE

- 1974 - Efen Herrera, K (PFWA)  
Ed Jones, DE (PFWA)
- 1975 - Burton Lawless, G (PFWA)  
Randy White, LB (PFWA)
- 1977 - Tony Dorsett, RB (PFWA)
- 1979 - Aaron Mitchell, CB (UPI)
- 1981 - Everson Walls, CB (PFWA, UPI)
- 1983 - Bill Bates, S (PFWA, UPI, PFW)
- 1984 - Eugene Lockhart, LB (PFWA, UPI, PFW, FD)
- 1987 - Roger Ruzek, K (UPI, PFW)
- 1988 - Michael Irvin, WR (FD)
- 1989 - Troy Aikman, QB (PFWA, UPI, PFW, CPFN)  
James Dixon, KR (UPI, PFW)
- 1990 - Jimmie Jones, DT (PFWA, UPI, PFW)  
Emmitt Smith, RB  
(PFWA, UPI, FN, PFW, FD, CPFN)
- 1991 - Larry Brown, CB (PFWA, PFW, FD, FN)  
Darrick Brownlow, LB (PFWA)  
Russell Maryland, DT (PFWA, CPFN, PFW)
- 1992 - Robert Jones, LB (PFWA, PFW, CPFN, FN)  
Darren Woodson, ST (PFW, PFWA)
- 1993 - Darrin Smith, LB (PFWA, CPFN, PFW, FN, FD)  
Kevin Williams, WR (FN)
- 1994 - Larry Allen, T (PFWA, PFW, CPFN, FN)  
Chris Boniol, K (PFWA, PFW)
- 1997 - Antonio Anderson, DT (PFW)  
Dexter Coakley, LB (PFW, FN)
- 1998 - Flozell Adams, G (FD)  
Greg Ellis, DE (FN, FD)
- 1999 - Ebenezer Ekuban, DE (PFW, FN)  
Dat Nguyen, ST (FD)  
Peppi Zellner, DE (CPFN)

## OTHER HONORS

## NFL COACH OF THE YEAR

- 1966 - Tom Landry (AP)  
1990 - Jimmy Johnson (AP)  
1991 - Jimmy Johnson (FD)

## NFC COACH OF THE YEAR

- 1966 - Tom Landry (UPI)  
1975 - Tom Landry (UPI)  
1978 - Tom Landry (FN)  
1990 - Jimmy Johnson (UPI, CPFN)

## NFL PLAYER OF THE YEAR

- 1993 - Emmitt Smith (AP, PFWA, TSN, PFW, FD)

## BERT BELL AWARD

(presented by Maxwell Club to NFL Player of the Year)

- 1966 - Don Meredith, QB  
1971 - Roger Staubach, QB  
1993 - Emmitt Smith, RB

## NFC PLAYER OF THE YEAR

- 1971 - Roger Staubach  
1981 - Tony Dorsett (UPI)  
1993 - Emmitt Smith (FN)

## NFL OFFENSIVE PLAYER OF THE YEAR

- 1993 - Emmitt Smith (UPI, PFW, CPFN)

## NFL DEFENSIVE PLAYER OF THE YEAR

- 1977 - Harvey Martin (UPI, PFW)  
1994 - Charles Haley (FD)

## NFC DEFENSIVE PLAYER OF THE YEAR

- 1994 - Charles Haley (UPI)

## NFC OFFENSIVE LINEMAN OF THE YEAR

- 1996 - Larry Allen (NFLPA)  
1997 - Larry Allen (NFLPA)

## NFC DEFENSIVE BACK OF THE YEAR

- 1997 - Deion Sanders (NFLPA)

## NFC SPECIAL TEAMS PLAYER OF THE YEAR

- 1984 - Bill Bates (USA Today, NFLPA)

## NFC KICKER OF THE YEAR

- 1997 - Richie Cunningham (NFLPA)

## NFL DEFENSIVE BACK OF THE YEAR

- 1982 - Everson Walls (NFL Alumni)

## NFL DEFENSIVE LINEMAN OF THE YEAR

- 1982 - Randy White (NFL Alumni)

## NFL OFFENSIVE LINEMAN OF THE YEAR

- 1994 - Nate Newton (NFL Alumni)  
1997 - Larry Allen (NFL Alumni)

## NFL QUARTERBACK OF THE YEAR

- 1993 - Troy Aikman (NFL Alumni)

## NFL RUNNING BACK OF THE YEAR

- 1992 - Emmitt Smith (NFL Alumni)  
1993 - Emmitt Smith (NFL Alumni)  
1995 - Emmitt Smith (NFL Alumni)

## NFL WIDE RECEIVER OF THE YEAR

- 1991 - Michael Irvin (NFL Alumni)

## NFL TIGHT END OF THE YEAR

- 1993 - Jay Novacek (NFL Alumni)

## NFL SPECIAL TEAMS PLAYER OF THE YEAR

- 1983 - # Bill Bates (NFL Alumni)  
1984 - Bill Bates (NFL Alumni)  
1996 - Jim Schwantz (NFL Alumni)  
1998 - Deion Sanders (NFL Alumni)

## GOLDEN TOE TROPHY (PFW) (top placekicker)

- 1981 - Rafael Septien

## NFL ROOKIE OF THE YEAR

- 1977 - Tony Dorsett (NEA, PFWA, TSN)

## NFC ROOKIE OF THE YEAR

- 1977 - Tony Dorsett (UPI, TSN)  
1992 - Robert Jones, (UPI)

## NFL OFFENSIVE ROOKIE OF THE YEAR

- 1969 - Calvin Hill, RB (AP)  
1970 - Duane Thomas, RB (FN, PFG)  
1977 - Tony Dorsett, RB (AP, PFW, FD)  
1990 - Emmitt Smith, RB (AP, PFW, FN)

## NFL MAN OF THE YEAR

- 1981 - Tom Landry (FN)  
1997 - Troy Aikman



**BART STARR AWARD**

2001 - Darren Woodson

**NFL PLAYER OF THE WEEK**1993 - Michael Irvin, vs. S.F., 10/17 (PFWA)  
Emmitt Smith, @ Phil., 10/31 (PFWA)**NFL PLAYER OF THE WEEK (cont.)**1993 (cont.) Emmitt Smith, @ N.Y. Gia., 1/2/94 (PFWA)  
1994 - Jason Garrett, vs. G.B., 11/24 (PFHOF)  
1995 - Emmitt Smith, @ N.Y. Gia., 9/4 (PFHOF)  
Emmitt Smith, @ Minn., 9/17 (PFHOF)  
1998 - Deion Sanders, @ N.Y. Gia., 9/21 (PFHOF)  
1999 - Troy Aikman, @ Wash., 9/12 (PFHOF)  
Dexter Coakley, vs. Miami 11/25 (PFHOF)**NFC DEFENSIVE PLAYER OF THE WEEK**1984 - Randy White, vs. G.B., 9/23  
Randy White, @ Phil., 12/2  
1985 - Jim Jeffcoat, @ Wash., 11/10  
Jim Jeffcoat, vs. N.Y. Gia., 12/15  
1986 - Ed Jones, @ S.D., 11/16  
1987 - Bill Bates, @ N.Y. Gia., 9/20  
Ed Jones, vs. N.Y. Gia., 11/2  
1988 - Ed Jones, vs. Atl., 9/25  
1990 - Issiac Holt, @ T.B., 10/7  
James Washington, vs. Pho., 12/16  
1993 - Kevin Smith, @ N.Y. Jets, 12/18  
1994 - Charles Haley, @ Pitt., 9/4  
Darren Woodson, @ Phil., 12/4  
Darrin Smith, @ N.O., 12/19  
1995 - Charles Haley, vs. Den., 9/10  
1996 - Leon Lett, @ Phil., 9/30  
George Teague, vs. Minn., 12/28  
1999 - Dexter Coakley, vs. Miami, 11/25**NFC OFFENSIVE PLAYER OF THE WEEK**1985 - Tony Dorsett, vs. Pit., 10/13  
Danny White, vs. StL., 11/28  
1987 - Kelvin Edwards, vs. Phil., 10/11  
Herschel Walker, vs. StL., 12/27  
1988 - # Michael Irvin, @ Wash., 12/11  
1991 - Emmitt Smith, @ Pho., 9/22  
Troy Aikman, vs. N.Y. Gia., 9/29  
Michael Irvin, vs. Atl., 12/22  
1992 - Emmitt Smith, vs. Wash., 9/7  
Michael Irvin, vs. Pho., 9/20  
Emmitt Smith, @ Raid., 10/25  
Erik Williams, vs. Phil., 11/1  
Emmitt Smith, vs. Chi., 12/27  
Troy Aikman, vs. Phil., 1/10/93  
Troy Aikman, @ S.F., 1/17/93  
1993 - Troy Aikman, vs. G.B., 10/3  
Michael Irvin, vs. S.F., 10/17  
Emmitt Smith, @ Phil., 10/31  
Emmitt Smith, @ N.Y. Gia., 1/2/94  
1994 - Troy Aikman, vs. Ariz., 10/9  
Alvin Harper, @ Cin., 10/30  
Jason Garrett, vs. G.B., 11/24  
Troy Aikman, vs. G.B., 1/8/95  
1995 - Emmitt Smith, @ N.Y. Gia., 9/4  
Emmitt Smith, @ Minn., 9/17  
Emmitt Smith, vs. G.B., 1/14/96  
1996 - Troy Aikman, @ Mia., 10/27  
1997 - Troy Aikman, @ Pitt., 8/31  
1998 - Emmitt Smith, vs. N.Y. Gia., 11/8  
1999 - Troy Aikman, @ Wash., 9/12  
2001 - Quincy Carter, vs. S.F., 12/30**NFC SPECIAL TEAMS PLAYER OF THE WEEK**1993 - # Kevin Williams, vs. N.Y. Gia., 11/7  
Eddie Murray, @ Minn., 12/12  
1994 - Bill Bates, vs. Phil., 10/16  
Kevin Williams, vs. Wash., 11/20  
Brock Marion, vs. G.B., 1/8/95  
1995 - John Jett, vs. G.B., 10/8  
Chris Boniol, vs. N.Y. Gia., 12/17  
1996 - Herschel Walker, vs. Atl., 10/20  
Chris Boniol, vs. G.B., 11/18  
Chris Boniol, vs. Minn., 12/28  
1999 - Toby Gowin, vs. Wash., 10/24  
2001 - Tim Seder, vs. Wash., 10/15**NFC PRIME TIME PLAYER OF THE WEEK**

1998 - Deion Sanders, @ N.Y. Gia., 9/21

**NFC OFFENSIVE PLAYER OF THE MONTH**

1991 - Emmitt Smith, RB, December

**NFC OFFENSIVE PLAYER OF THE MONTH (cont.)**1992 - Emmitt Smith, RB, November  
Emmitt Smith, RB, December  
1993 - Troy Aikman, QB, October  
Emmitt Smith, RB, December  
1995 - Emmitt Smith, RB, September**NFC SPECIAL TEAMS PLAYER OF THE MONTH**1996 - Chris Boniol, K, November  
1997 - Richie Cunningham, K, September  
1999 - Jason Tucker, KR, December**NFL DEFENSIVE ROOKIE OF THE MONTH**

1997 - Dexter Coakley, LB, October

**SUPER BOWL MOST VALUABLE PLAYER**SB V - Chuck Howley, LB  
SB VI - Roger Staubach, QB  
SB XII - Harvey Martin, DE  
Randy White, DT/LB  
SB XXVII - Troy Aikman, QB  
SB XXVIII - Emmitt Smith, RB  
SB XXX - Larry Brown, CB**ED BLOCK COURAGE AWARD**

(nominee from each NFL team for courage in battling injuries)

1984 - James Jones, RB  
1985 - Howard Richards, OL  
1986 - Tony Dorsett, RB  
1987 - Brian Baldinger, OL  
1988 - Randy White, DT  
1989 - Ed Jones, DE  
1990 - Kelvin Martin, WR  
1991 - Ken Norton, LB  
1992 - Daryl Johnston, FB  
1993 - Bill Bates, S  
1994 - Mark Stepnoski, C  
1995 - Erik Williams, T  
1996 - Kevin Smith, CB  
1997 - Tony Tolbert, DE  
1998 - Darren Woodson, S  
1999 - Ernie Mills, WR  
2000 - Greg Ellis, DE  
2001 - Mike Lucky, TE**BOB LILLY AWARD** (voted by Cowboys' fans for sportsman-ship, dedication, leadership and achievement)1985 - Randy White, DT  
1986 - Randy White, DT  
1987 - Danny White, QB  
1988 - Ed Jones, DE  
1989 - Ed Jones, DE  
1990 - Bill Bates, S  
1991 - Bill Bates, S  
1992 - Troy Aikman, QB  
1993 - Bill Bates, S  
1994 - Bill Bates, S  
1995 - Troy Aikman, QB  
1996 - Emmitt Smith, RB  
1997 - Troy Aikman, QB  
1998 - Troy Aikman, QB  
1999 - Emmitt Smith, RB  
2001 - Emmitt Smith, RB**SPORTSMAN OF THE YEAR**

1994 - Emmitt Smith (TSN)

**DASA PRO ATHLETE OF THE YEAR**1991 - Michael Irvin, WR  
Emmitt Smith, RB  
1993 - Troy Aikman, QB  
Emmitt Smith, RB**DASA BIG "D" AWARD**1990 - Jimmy Johnson  
1991 - Jerry Jones  
1992 - Emmitt Smith  
2001 - Troy Aikman

**DASA FIELD SCOVELL AWARD**

1970	- Dallas Cowboys
1971	- Bob Lilly
1975	- Roger Staubach
1977	- Tom Landry
1980	- Randy White
1981	- Tony Dorsett
1992	- Dallas Cowboys
1994	- Troy Aikman
1995	- Emmitt Smith
2001	- Gil Brandt

**DASA COACH OF THE YEAR**

1995	- Barry Switzer
------	-----------------

**DASA LEGENDS AWARD**

1993	- Tom Landry
2001	- Gene Stallings

**DASA GARY BRIDELL COURAGE AWARD**

1994	- Bill Bates
------	--------------

**DASA ROLE MODEL AWARD**

1997	- Daryl Johnston
1999	- Darren Woodson
2002	- Emmitt Smith

**NFL MAN OF THE YEAR**(Dallas nominees, Club winner underlined when selected)

1970	- Bob Lilly, John Nilaad, Pettis Norman
1971	- John Nilaad, Jethro Pugh, Roger Staubach

**NFL MAN OF THE YEAR (cont.)**

1972	- John Nilaad, Jethro Pugh, Roger Staubach
1973	- Calvin Hill, John Nilaad, Roger Staubach
1975	- John Fitzgerald, Bill Gregory, Roger Staubach
1976	- Ralph Neely, Roger Staubach, Mark Washington
1980	- Billy Joe DuPree, D.D. Lewis, <u>Drew Pearson</u>
1981	- Billy Joe DuPree, <u>D.D. Lewis</u> , Robert Newhouse
1982	- Bob Breunig, Tony Dorsett, <u>Bill Joe DuPree</u>
1983	- Bob Breunig, Butch Johnson, <u>Danny White</u>
1984	- Bob Breunig, <u>Doug Cosbie</u> , Howard Richards
1985	- Gil Bates
1986	- Jim Jeffcoat
1987	- Jim Jeffcoat
1988	- Herschel Walker
1989	- Everson Walls
1990	- Jim Jeffcoat
1991	- Troy Aikman
1992	- <u>Troy Aikman</u> , Jim Jeffcoat, James Washington
1993	- <u>Troy Aikman</u> , Russell Maryland, James Washington
1994	- Troy Aikman
1995	- <u>Troy Aikman</u> , Daryl Johnston, Russell Maryland
1996	- <u>Troy Aikman</u> , Bill Bates, Daryl Johnston
1997	- <u>Troy Aikman</u> , Daryl Johnston, Emmitt Smith
1998	- Richie Cunningham, <u>Daryl Johnston</u> , Emmitt Smith
1999	- Emmitt Smith
2000	- Ebenezer Ekuban, Chad Hennings, <u>Darren Woodson</u>
2001	- <u>Ebenezer Ekuban</u> , Emmitt Smith, Darren Woodson

AP - Associated Press; CPFN - College & Pro Football Newsweekly; DASA - Dallas All Sports Association; FD - Football Digest; FN - Football News; NEA - Newspaper Enterprise Association; PFG - Pro Football Guide; PFHF - Pro Football Hall of Fame; PFW - Pro Football Weekly; PFWA - Pro Football Writers of America; TSN - The Sporting News; UPI - United Press International

**Cowboys All-Time Draft****1960****EXPANSION DRAFT**

Rd. Player	Pos.	College
<b>FROM BALTIMORE</b>		
L.G. DUPRE	RB	Baylor
RAY KROUSE	DE	Maryland
DAVE SHERER	WR/P	Southern Methodist
<b>FROM CHICAGO</b>		
DON HEALY	DT	Maryland
JACK JOHNSON	RB	Miami, Fla.
PETE JOHNSON	RB	V.M.I.
<b>FROM CLEVELAND</b>		
LEROY BOLDEN	RB	Michigan State
FRANK CLARKE	WR/TE	Colorado
ED MODZELEWSKI	RB	Maryland
<b>FROM DETROIT</b>		
CHARLES ANE	C	Southern California
GENE CRONIN	LB	Pacific
JIM DORAN	WR	Iowa State
<b>FROM GREEN BAY</b>		
NATE BORDEN	DE	Indiana
BILL BUTLER	S	Tenn. Chattanooga
DON MCLHENNY	RB	Southern Methodist
<b>FROM L.A. RAMS</b>		
TOM FRANKHAUSER	CB	Purdue
BOB FRY	T	Kentucky
DUANE PUTNAM	G	Pacific
<b>FROM N.Y. GIANTS</b>		
AL BARRY	G	Southern California
MELWOOD "BUZ" GUY	G	Duke
DON HEINRICH	QB	Washington
<b>FROM PHILADELPHIA</b>		
DICK BIELSKI	TE	Maryland
GERRY DELUCCA	T	Mid. Tennessee St.
BILL STRIEGEL	LB	Pacific
<b>FROM PITTSBURGH</b>		
RAY FISHER	T/DT	Eastern Illinois
BOBBY LUNA	RB	Alabama
RAY MATHEWS	WR	Clemson

**FROM ST. LOUIS**

BOB CROSS	T	Kilgore J.C.
ED HUSMANN	DT	Nebraska
JACK PATERA	LB	Oregon

**FROM SAN FRANCISCO**

FRED DUGAN	WR	Dayton
JOHN GONZAGA	DE	no college
JERRY TUBBS	LB	Oklahoma

**FROM WASHINGTON**

TOM BRAATZ	LB	Marquette
JOE NICELY	C	West Virginia
DOYLE NIX	RB	Southern Methodist

**1961****(Drafted 2nd)**

Rd. Player	Pos.	College	Sel. #
1. (A) No Choice - Traded along with sixth-round choice to Washington for Eddie LeBaron.			
1. (B) BOB LILLY	DT	TCU	13
Choice from Cleveland for first round pick in 1962.			
2. E.J. HOLUB	LB	Texas Tech	16
(went to AFL)			
3. STEW BARBER	G	Penn State	30
(went to AFL)			
4. SONNY DAVIS	WR	Baylor	44
5. No Choice - Traded to San Francisco for Gene Babb.			
6. No Choice - Traded, along with first-round choice, to Washington for LeBaron.			
7. ART GIMORE	HB	Oregon State	66
8. DON TALBERT	T	Texas	100
9. GLENN GREGORY	HB	SMU	114
10. No Choice - Traded to Green Bay for Fred Cone.			
11. NORRIS STEVENSON	HB	Missouri	142
12. LOWNDES SHINGLER	QB	Clemson	156
13. DON GOODMAN	HB	Florida	170
14. BILL SHAW	G	Georgia Tech	184
(went to AFL)			
15. JULIUS VARNADO	T	San Francisco State	198
(went to AFL)			
16. JERRY STEFFEN	HB	Colorado	212
17. EVERETT CLOUD	HB	Maryland	226
18. RANDY WILLIAMS	HB	Indiana	240
19. LYNN HOYEM	C	Long Beach State	254
20. JERRY MORGAN	QB	Iowa State	268

**BOLD** Indicates Made Active Roster

\*Drafted As Future





## 1962

(Drafted 4th)

Rd. Player	Pos.	College	Sel. #
1. No Choice - Traded to Cleveland for first round pick in 1961			
2. <b>SONNY GIBBS*</b>	QB	TCU	18
3. (A) No Choice - Traded to Chicago for Don Meredith.			
3. (B) <b>BOBBY PLUMMER</b>	G	TCU	39
Choice from Cleveland for Duane Putnam.			
4. No Choice - Traded to San Francisco for Bill Herchman.			
5. No Choice - Traded to Los Angeles for Jimmy Harris.			
6. (A) <b>DONNIE DAVIS</b>	TE	Southern University	74
6. (B) <b>GEORGE ANDRIE</b>	DE	Marquette	82
Choice and Allen Green from New York for Fred Dugan.			
7. No Choice - Traded to Los Angeles for John Houser.			
8. <b>KEN TUREAUD</b>	RB	Michigan	102
9. No Choice - Traded to Baltimore for Don Perkins.			
10. <b>JOHN M. LONGMEYER</b>	G	Southern Illinois	130
11. <b>LARRY HUDAS</b>	WR	Michigan St.	144
12. No Choice - Traded to Green Bay for Steve Mellinger.			
13. <b>ROBERT MOSES</b>	TE	Texas	172
14. <b>HAROLD HAYS*</b>	G	Southern Mississippi	186
15. <b>GUY REESE</b>	T	SMU	200
16. <b>ROBERT JOHNSTON</b>	T	Rice	214
17. <b>RAY JACOBS</b>	DT	Howard Payne	228
(went to AFL)			
18. <b>DAVE CLOUTIER*</b>	RB	Maine	242
(went to AFL)			
19. <b>PAUL HOLMES</b>	T	Georgia	256
20. <b>AMOS BULLOCKS</b>	RB	Southern Illinois	270

## 1963

(Drafted 6th)

Rd. Player	Pos.	College	Sel. #
1. <b>LEE ROY JORDAN</b>	LB	Alabama	6
2. No Choice - Traded along with ninth-round choice to Chicago for Chuck Howley.			
3. <b>JIM PRICE</b>	LB	Auburn	34
4. <b>WHALEY HALL*</b>	G	Mississippi	48
5. No Choice - Traded to New York for Dick Nolan.			
6. No Choice - Traded to Green Bay for John Sutro.			
7. <b>MARV CLOTHIER</b>	G	Kansas	90
8. No Choice - Traded to Green Bay for Lee Folkins.			
9. No Choice - Traded along with second-round choice to Chicago for Chuck Howley.			
10. <b>ROD SCHEYER</b>	T	Washington	132
11. <b>RAY SCHOENKE</b>	C	Southern Methodist	146
12. <b>BILL PERKINS</b>	FB	Iowa	160
13. <b>PAUL WICKER*</b>	T	Fresno State	174
14. <b>LOU CIOCI</b>	LB	Boston College	188
15. <b>JERRY OVERTON</b>	WR	Utah	202
16. <b>DENNIS GOLDEN</b>	T	Holy Cross	216
17. <b>ERNEST PARKS*</b>	G	McMurry	230
(went to AFL)			
18. <b>BILL FRANK</b>	T	Colorado	244
19. <b>JIM STIGER</b>	RB	Washington	258
20. <b>TOMMY LUCAS</b>	TE	Texas	272

## 1964

(Drafted 4th)

Rd. Player	Pos.	College	Sel. #
1. <b>SCOTT APPLETON</b>	DT	Texas	4
2. <b>MEL RENFRO</b>	DB	Oregon	17
3. No Choice - Traded to L.A. Rams for Bob Long and John Meyers.			
4. <b>PERRY LEE DUNN</b>	DB	Mississippi	45
5. No Choice - Traded to Green Bay for Gary Barnes			
6. (A) <b>BILLY LOTHRIEDGE</b>	K-QB	Georgia Tech	73
6. (B) <b>JIM CURRY</b>	WR	Cincinnati	82
Choice from Cleveland for Andy Cvercko.			
6. (C) <b>JIMMY EVANS</b>	WR	Texas Western	83
Choice from Green Bay for Jerry Norton.			
7. <b>BOB HAYES*</b>	WR	Florida A&M	88
8. <b>AL GEYERINK</b>	G	UCLA	101
9. <b>JAKE KUPP</b>	RB	Washington	116
10. <b>ROGER STAUBACH*</b>	QB	Navy	129
11. <b>BOBBY CRENSHAW</b>	G	Baylor	144
(went to AFL)			
12. <b>JOHNNY NORMAN</b>	WR	NW Louisiana	157
13. <b>JERRY RHOME*</b>	QB	Tulsa	172
14. <b>JIM WORDEN</b>	LB	Wittenberg	185
15. <b>BILL VAN BURKLEO</b>	WR	Tulsa	200

BOLD Indicates Made Active Roster

\*Drafted As Future

16. <b>PAUL CERCEL</b>	C	Pittsburgh	213
17. <b>HARRY ABELL*</b>	LB	Missouri	228
(went to AFL)			
18. No Selection		Player chosen not eligible.	
19. <b>H.D. MURPHY</b>	DB	Oregon	256
20. <b>JOHN HUGHES</b>	LB	Southern Methodist	269

## 1965

(Drafted 6th)

Rd. Player	Pos.	College	Sel. #
1. <b>CRAIG MORTON</b>	QB	California	6
2. <b>MALCOLM WALKER</b>	LB	Rice	19
3. No Choice - Traded to Green Bay			
4. (A) <b>JIM SIDLE</b>	FB	Auburn	47
4. (B) <b>BOB SVIHUS</b>	T	USC	53
(went to AFL) Choice from Detroit for Sonny Gibbs.			
5. <b>ROGER PETTEE</b>	LB	Florida	61
6. <b>SONNY UTZ</b>	RB	VPI	75
7. <b>BRIG OWENS</b>	DB	Cincinnati	89
8. <b>RUSSELL WAYT</b>	LB	Rice	103
9. <b>JIM ZANIOS</b>	FB	Texas Tech	117
10. <b>GAYLON MCCOLLOUGH</b>	C	Alabama	131
11. <b>JETHRO PUGH</b>	DT	Elizabeth City State	145
12. <b>ERNE KELLERMAN</b>	QB	Miami, OH	159
13. <b>JACK SCHRAUB</b>	TE	California	173
14. <b>GARRY PORTERFIELD</b>	DE	Tulsa	187
15. <b>GENE FOSTER</b>	RB	Arizona State	201
(went to AFL)			
16. <b>DOUG McDOUGAL</b>	E	Oregon State	215
17. <b>MITCH JOHNSON</b>	T	UCLA	229
18. <b>MARTIN AMSLER</b>	DT	Evansville	243
19. <b>MUR RETTENMUND</b>	HB	Ball State	257
20. <b>RON BARLOW*</b>	T	Kansas State	271

## 1966

(Drafted 5th)

Rd. Player	Pos.	College	Sel. #
1. <b>JOHN NILAND</b>	G	Iowa	5
2. <b>WILLIE TOWNES*</b>	DE	Tulsa	22
3. No Choice - Traded to San Francisco for Leon Donohue.			
4. No Choice - Traded to Baltimore for Ralph Neely.			
5. (A) No Choice - Traded to San Francisco for J.D. Smith.			
5. (B) <b>WALT GARRISON</b>	RB	Oklahoma State	79
Choice from Baltimore through Detroit for Amos Marsh.			
6. <b>BOB DUNLEVY</b>	WR	West Virginia	86
7. <b>ART ROBINSON</b>	TE	Florida A&M	100
8. <b>DON KUNIT</b>	RB	Penn State	116
9. <b>DARRELL ELAM</b>	FL	West Virginia Tech	130
10. <b>MASON MITCHELL</b>	RB	Washington	146
11. <b>AUSTIN DENNEY*</b>	TE	Tennessee	160
12. (A) <b>LES SHY</b>	RB	Long Beach State	173
Choice from Pittsburgh for Lee Folkins.			
12. (B) <b>CRAIG BAYNHAM*</b>	RB	Georgia Tech	176
13. <b>RONNIE LAMB</b>	RB	South Carolina	190
14. <b>LEWIS TURNER</b>	RB	Norfolk State	206
15. <b>MARK GARTUNG*</b>	DT	Oregon State	220
16. <b>TOM PIGGEE</b>	RB	San Francisco State	236
17. <b>GEORGE ALLEN</b>	T	West Texas State	250
(went to AFL)			
18. <b>STEVE ORR</b>	DT	Washington	266
19. <b>BYRON JOHNSON</b>	T	Central Wash. St.	280
20. <b>LOU HUDSON</b>	FL	Minnesota	296

## 1967

(Drafted 23rd)

Rd. Player	Pos.	College	Sel. #
1. No Choice - Given along with second- and two fifth-round choices, to Houston for Ralph Neely.			
2. No Choice - Given along with first- and two fifth-round choices, to Houston for Ralph Neely.			
3. <b>PHIL CLARK</b>	DB	Northwestern	76
4. <b>CURTIS MARKER</b>	G	Northwestern	103
5. (A) No Choice - Choice and Jim Steffen from Washington for Brig Owens, Mitch Johnson, and Jake Kupp; given along with first-, second- and fifth-round choices to Houston for Ralph Neely.			
5. (B) No Choice - From Cleveland for Joe Bob Isbell; given along with first-, second- and fifth-round choices to Houston for Ralph Neely.			
5. (C) No Choice - Traded to Green Bay for Henry Gremminger.			
6. <b>SIMS STOKES</b>	DB	Northern Arizona	157
7. <b>RAYFIELD WRIGHT</b>	DE	Ft. Valley State	182
8. <b>STEVE LAUB</b>	QB	Illinois Wesleyan	208
9. <b>BYRON MORGAN</b>	DB	Findlay (Ohio)	234



## ALL-TIME DRAFT

## 1967 (cont.)

10. EUGENE BOWENS	RB	Tennessee A&I	260
11. PAT RILEY	WR	Kentucky	285
12. HAROLD DETERS	K	North Carolina State	312
13. AL KERKIAN	DE	Akron	338
14. TOM BOYD	G	Tarleton State	364
15. LEAVIE DAVIS	DB	Edward Waters Col.	390
16. PAUL BROTHERS	HB	Oregon State	416
17. GEORGE ADAMS	LB	Morehead State	442

## 1968

(Drafted Alternately 20th, 19th, 21st)

Rd. Player	Pos.	College	Sel. #
1. DENNIS HOMAN	FL	Alabama	20
2. DAVID McDANIELS	WR	Mississippi Valley	45
Choice from Chicago for Lance Rentzel.			
3. (B) ED HARMON	LB	Louisville	71
Choice from Chicago for Austin Denney and Mac Percival.			
4. (A) No Choice - Traded to New Orleans for Larry Stephens.			
4. (B) JOHN DOUGLAS	LB	Missouri	97
Choice from New York for Jim Colvin.			
5. BLAINE NYE	G	Stanford	130
6. D.D. LEWIS	LB	Mississippi State	159
7. BOB TAUCHER	T	Nebraska	185
8. FRANK BROWN	DE	Albany State	211
9. KEN KMIEC	DB	Illinois	241
10. BEN OLISON	FL	Kansas	266
11. RON SHOTTS	RB	Oklahoma	292
12. WILSON WHITTY	LB	Boston University	321
13. CARTER LORD	TE	Harvard	347
14. RON WILLIAMS	DB	West Virginia	373
15. TOMMY LUNCFORD	P	Auburn	402
16. LARRY COLE	DE	Hawaii	428
17. GEORGE NORDGREN	RB	Houston	454

## 1969

(Drafted Alternately 24th, 23rd, 22nd)

Rd. Player	Pos.	College	Sel. #
1. CALVIN HILL	RB	Yale	24
2. RICHMOND FLOWERS	WR	Tennessee	49
3. (A) TOM STINCIC	LB	Michigan	68
3. (B) HALVOR HAGEN	DE	Weber State	74
Choice from San Francisco for Harold Hayes.			
No Choice - Traded to New Orleans for Dave Simmons.			
5. (A) No Choice - Traded to Baltimore for Andy Stynchula.			
5. (B) CHUCK KYLE	LB	Purdue	125
Choice from Los Angeles for Coy Bacon.			
6. RICH SHAW	FL	Arizona St.	152
7. LARRY BALES	WR	Emory & Henry	180
8. ELMER BENHARDT	LB	Missouri	205
9. CLAXTON WELCH	RB	Oregon	230
10. STUART GOTTLIEB	G	Weber State	258
11. CLARENCE WILLIAMS	DT	Prairie View A&M	283
12. BOB BELDEN	QB	Notre Dame	308
13. RENE MATISON	WR	New Mexico	336
14. GERALD LUTRI	T	Northern Michigan	361
15. BILL JUSTUS	DB	Tennessee	386
16. FLOYD KERR	DB	Colorado State	414
17. BILL BAILEY	DT	Lewis & Clark	439

## 1970

(Drafted 23rd)

Rd. Player	Pos.	College	Sel. #
1. DUANE THOMAS	RB	West Texas	23
2. (A) BOB ASHER	T	Vanderbilt	27
Choice from Chicago for Craig Baynham and Phil Clark.			
2. (B) MARGENE ADKINS	WR	Herderson J.C.	49
3. (A) CHARLIE WATERS	CB	Clemson	66
Choice from Houston through Cleveland for Jerry Rhome.			
3. (B) STEVE KINER	LB	Tennessee	73
Choice from Cleveland for Jerry Rhome.			
3. (C) DENTON FOX	S	Texas Tech	75
4. JOHN FITZGERALD	T	Boston College	101
No Choice - Traded to St. Louis for Bobby Joe Conrad.			
6. PAT TOOMAY	DE	Vanderbilt	153
7. DON ABBEY	LB	Penn State	179
8. JERRY DOSSEY	G	Arkansas	205
9. ZENON ANDRUSYSHYN	K	UCLA	231
10. PETE ATHAS	S	Dade J.C.	257
11. IVAN SOUTHERLAND	DT	Clemson	283
12. JOE WILLIAMS	RB	Wyoming	309
13. MARK WASHINGTON	CB	Morgan State	335

14. JULIAN MARTIN	WR	N. Carolina Central	361
15. KEN DeLONG	TE	Tennessee	387
16. SEABERN HILL	CB	Arizona St.	411
17. GLENN PATTERSON	C	Nebraska	438

## 1971

(Drafted 25th)

Rd. Player	Pos.	College	Sel. #
1. TODY SMITH	DE	Southern Cal.	25
2. ISAAC THOMAS	CB	Bishop	51
3. (A) SAM SCARBER	RB	New Mexico	69
Choice from St. Louis for John Wilbur.			
3. (B) BILL GREGORY	DE	Wisconsin	77
4. (A) JOE CARTER	TE	Grambling	80
Choice from New Orleans for Willie Townes.			
4. (B) BUDDY MITCHELL	T	Mississippi	103
5. RON KADZIEL	LB	Stanford	129
6. STEVE MAIER	WR	Northern Arizona	155
7. BILL GRIFFIN	T-G	Catawba	181
8. RON JESSIE	WR	Kansas	206
9. HONOR JACKSON	WR	Pacific	233
10. RODNEY WALLACE	DT	New Mexico	259
11. ERNEST BONWELL	LB	Lane College	285
12. STEVE GOEPEL	QB	Colgate	311
13. JAMES FORD	RB	Texas Southern	337
14. TYRONE COUEY	DB	Utah State	363
15. BOB YOUNG	TE	Delaware	389
16. JOHN BRENNAN	T	Boston College	415
17. JOHN BOMER	C	Memphis State	440

## 1972

(Drafted 26th)

Rd. Player	Pos.	College	Sel. #
1. BILL THOMAS	RB	Boston College	26
2. (A) ROBERT NEWHOUSE	RB	Houston	35
Choice from New England for Halvor Hagen and Honor Jackson.			
2. (B) JOHN BABINECZ	LB	Villanova	39
Choice from New Orleans for Margene Adkins.			
2. (C) CHARLES McKEE	WR	Arizona	52
3. (A) MIKE KELLER	LB	Michigan	64
Choice from New England for Halvor Hagen and Honor Jackson.			
3. (B) MARV BATEMAN	P-K	Utah	78
4. (A) TIM KEARNEY	LB	Northern Michigan	83
Choice from New Orleans for Joe Williams.			
4. (B) ROBERT WEST	WR	San Diego St.	90
Choice from New England for Steve Kiner.			
4. (C) CHARLES ZAPIEC	LB	Penn State	93
Choice from Detroit for Ron Jessie.			
4. (D) No Choice - Traded to New Orleans for Don Talbert.			
5. No Choice - Traded to San Diego for Tony Liscio.			
6. CHARLES BOLDEN	DB	Iowa	156
No Choice - Traded to Chicago for Lee Roy Caffey.			
8. RALPH COLEMAN	LB	North Carolina A&T	208
9. ROY BELL	RB	Oklahoma	234
10. RICHARD AMMAN	DE	Florida State	260
11. LONNIE LEONARD	T-G	North Carolina A&T	286
12. JIMMY HARRIS	WR	Ohio State	312
13. JEAN FUGETT	TE	Amherst	338
14. ALAN THOMPSON	RB	Wisconsin	363
15. CARLOS ALVAREZ	WR	Florida	390
16. GORDON LONGMIRE	QB	Utah	416
17. ALFONSO CAIN	DT	Bethune-Cookman	442

## 1973

(Drafted Alternately 20th, 22nd, 21st)

Rd. Player	Pos.	College	Sel. #
1. BILLY JOE DuPREE	TE	Michigan State	20
2. (A) GOLDEN RICHARDS	WR	Hawaii	46
Choice from Green Bay for Ron Widby and Ike Thomas.			
2. (B) No Choice - To Chicago as compensation for signing Jack Concannon.			
3. (A) HARVEY MARTIN	DT	East Texas State	53
Choice from Houston through New Orleans for Tom Stincic.			
3. (B) No Choice - Traded to New England for Ron Sellers.			
4. DRANE SCRIVENER	DB	Tulsa	98
5. BRUCE WALTON	T	UCLA	126
6. BOB LEYEN	G	Yale	151
7. RODRIGO BARNES	LB	Rice	176
8. DAN WERNER	QB	Michigan State	204
9. MIKE WHITE	CB	Minnesota	229
10. CARL JOHNSON	LB	Tennessee	254
11. GERALD CASWELL	G	Colorado State	282
12. JIM ARNESON	G	Arizona	307

BOLD Indicates Made Active Roster



# ALL-TIME DRAFT



13. JOHN SMITH	WR	UCLA	332
14. BOB THORNTON	G-C	North Carolina	360
15. WALT BAISY	LB	Grambling	385
16. JOHN CONLEY	TE	Hawaii	410
17. LES STRAYHORN	RB	East Carolina	438

## 1974

(Drafted Alternately 22nd, 21st, 20th, 23rd)

Rd.	Player	Pos.	College	Sel. #
1.	(A) ED JONES	DE	Tennessee State	1
	Choice from Houston for Tody Smith and Billy Parks.			
1.	(B) CHARLES YOUNG	RB	North Carolina State	22
	No Choice - Choice and Ron Sellers to Miami for Otto Stowe			
3.	(A) DANNY WHITE	QB	Arizona State	53
	Choice from Houston for Tody Smith and Billy Parks.			
3.	(B) CALVIN PETERSON	LB	UCLA	72
4.	(A) KEN HUTCHERSON	LB	Livingston State	97
	Choice from Oakland for Gloster Richardson.			
4.	(B) ANDY ANDRADE	RB-DB	Northern Michigan	101
5.	JOHN KELSEY	T	Missouri	126
6.	JIM BRIGHT	DB	UCLA	151
7.	RAYMOND NESTER	LB	Michigan State	176
8.	MIKE HOLT	DB	Michigan State	205
9.	BILL DULIN	T	Johnson C. Smith	230
10.	DENNIS MORGAN	DB	Western Illinois	255
11.	HARRY MCGEE	WR	Southern Mississippi	280
12.	KEITH BOBO	QB	Southern Methodist	309
13.	FRED LIMA	K	Colorado	334
14.	DOUG RICHARDS	DB	Brigham Young	359
15.	BRUCE CRAFT	DT	Geneva, Pa.	384
16.	GENE KILLIAN	T	Tennessee	413
17.	LAWRIE SKOLROOD	T	North Dakota	438

## 1975

(Drafted 18th)

Rd.	Player	Pos.	College	Sel. #
1.	(A) RANDY WHITE	DE	Maryland	2
	Choice from N.Y. Giants for Craig Morton.			
1.	(B) THOMAS HENDERSON	LB	Langston	18
2.	BURTON LAWLESS	G	Florida	44
3.	BOB BREUNIG	LB	Arizona State	70
4.	(A) PAT DONOVAN	DE	Stanford	90
	Choice from Houston for Mike Montgomery.			
4.	(B) RANDY HUGHES	DB	Oklahoma	96
5.	(A) KYLE DAVIS	C	Oklahoma	113
	Choice from Green Bay for Jack Concannon.			
5.	(B) No Choice - Traded to Cincinnati for Clint Longley.			
6.	ROLLY WOOLSEY	DB	Boise State	148
7.	MICHAEL HEGMAN	LB	Tennessee State	173
8.	MITCH HOOPES	P	Arizona	200
9.	ED JONES	DB	Rutgers	226
10.	DENNIS BOOKER	RB	Millersville State	252
11.	GREG KRAPEK	C	Oregon State	278
12.	CHUCK BLAND	DB	Cincinnati	304
13.	HERB SCOTT	G	Virginia Union	330
14.	SCOTT LAIDLAW	RB	Stanford	356
15.	WILLIE HAMILTON	RB	Arizona	382
16.	PETE CLARK	TE	Colorado State	407
17.	JIM TESTERMAN	TE	Dayton	434

## 1976

(Drafted 27th)

Rd.	Player	Pos.	College	Sel. #
1.	AARON KYLE	DB	Wyoming	27
2.	(A) JIM JENSEN	RB	Iowa	40
	Choice from N.Y. Giants for Craig Morton.			
2.	(B) JIM EIDSON	G	Mississippi St.	55
3.	(A) DUKE FERGUSON	WR	San Diego St.	73
	Choice from San Francisco for Bob Hayes.			
3.	(B) JOHN SMITH	RB	Boise State	75
	Choice from Denver for OTTO STOWE.			
3.	(C) BUTCH JOHNSON	WR	UC-Riverside	87
4.	TOM RAFFERTY	G	Penn State	119
5.	WALLY PESUIT	T	Kentucky	151
6.	GREG MCGUIRE	T	Indiana	181
7.	(A) GREG SCHAUM	DT	Michigan State	186
	Choice from San Diego for Ken Hutcherson.			
7.	(B) DAVID WILLIAMS	RB	Colorado	208
8.	HENRY LAWS	DB	South Carolina	236
9.	BEASLEY REECE	DB	North Texas	264
10.	LEROY COOK	DE	Alabama	290
11.	CORNELIUS GREEN	QB	Ohio	317
12.	CHARLES McSHANE	LB	Cal Lutheran	346

13. MARK DRISCOLL	QB	Colorado St.	374
14. LARRY MUSHINSKIE	TE	Nebraska	402
15. DALE CURRY	LB	UCLA	430
16. RICH COSTANZO	T	Nebraska	458
17. STAN WOODFILL	K	Oregon	486

## 1977

(Drafted Alternately 24th, 25th, 26th)

Rd.	Player	Pos.	College	Sel. #
1.	TONY DORSETT	RB	Pittsburgh	2
	Choice from Seattle for Cowboys' first-round choice and three second-round choices.			
2.	GLENN CARANO	QB	Nevada-Las Vegas	54
	Choice from Seattle for Duke Ferguson.			
3.	(A) TONY HILL	WR	Stanford	62
	Choice from Philadelphia for John Niland.			
3.	(B) VAL BELCHER	G	Houston	81
4.	GUY BROWN	LB	Houston	108
5.	ANDY FREDERICK	OL	New Mexico	137
6.	JIM COOPER	T	Temple	164
7.	DAVID STALLS	DT	Northern Colorado	191
8.	(A) AL CLEVELAND	DL	Pacific	208
	Choice from San Diego for Mitch Hoopes.			
8.	(B) FRED WILLIAMS	RB	Arizona State	221
9.	MARK CANTRELL	C	North Carolina	248
10.	STEVE DeBERG	QB	San Jose State	275
11.	DON WARLOW	TE	Washington	305
12.	GREG PETERS	OL	California	332

## 1978

(Drafted 28th)

Rd.	Player	Pos.	College	Sel. #
1.	LARRY BETHEA	DL	Michigan State	28
2.	TODD CHRISTENSEN	RB-TE	Brigham Young	56
3.	DAVID HUGHES	OL	Oklahoma	84
4.	ALOIS BLACKWELL	RB	Houston	112
5.	RICH ROSEN	G	Syracuse	140
6.	HAROLD RANDOLPH	LB	East Carolina	168
7.	TOM RANDALL	DT	Jowa State	196
8.	HOMER BUTLER	WR	UCLA	224
9.	RUSS WILLIAMS	DB	Tennessee	252
10.	BARRY TOMASETTI	OL	Iowa	280
11.	DENNIS THURMAN	S	Southern Cal	308
12.	LEE WASHBURN	OL	Montana State	336

## 1979

(Drafted 27th)

Rd.	Player	Pos.	College	Sel. #
1.	ROBERT SHAW	C	Tennessee	27
2.	AARON MITCHELL	CB	Nevada-Las Vegas	55
3.	DOUG COSBIE	TE	Santa Clara	76
	Swapped choices with Seattle in Bill Gregory trade.			
4.	RALPH DeLOACH	DE	California	109
5.	(A) BOB HUKILL	OL	North Carolina	121
	Choice from Chicago for Golden Richards.			
5.	(B) CURTIS ANDERSON	DE	Central State	128
	Choice from Seattle for Efron Herrera.			
5.	(C) RON SPRINGS	RB	Ohio State	136
6.	(A) TIM LAVENDER	CB	Southern Cal	155
	Choice from Seattle for Bill Gregory.			
6.	(B) MIKE SALZANO	OL	North Carolina	160
	Choice from Denver for Jim Jensen.			
6.	(C) CHRIS De FRANCE	WR	Arizona State	164
7.	GREG FITZPATRICK	LB	Youngstown	191
8.	BRUCE THORNTON	DT	Illinois	219
9.	GARRY COBB	LB	Southern Cal	247
10.	MIKE CALHOUN	DT	Notre Dame	274
11.	No Choice - Traded to Detroit for Skip Butler.			
12.	QUENTIN LOWRY	LB	Youngstown	329

## 1980

(Drafted Alternately 23rd, 24th, 25th)

1.	No Choice - Traded along with second-round choice to Baltimore for John Dutton.			
2.	No Choice - Traded along with first-round choice to Baltimore for John Dutton.			
3.	(A) BILL ROE	LB	Colorado	78
	Choice from Chicago for Golden Richards.			
3.	(B) JAMES JONES	RB	Mississippi State	81
4.	KURT PETERSEN	DL	Missouri	107
5.	GARY HOGESBOOM	QB	Central Michigan	135
6.	TIMMY NEWSOME	QB	Winston-Salem State	165

BOLD Indicates Made Active Roster



## 1980 (cont.)

7. LESTER BROWN	RB	Clemson	192
8. LARRY SAVAGE	LB	Michigan State	219
9. JACKIE FLOWERS	WR	Florida State	249
10. MATTHEW TEAGUE	DE	Prairie View A&M	276
11. GARY PADJEN	LB	Arizona State	303
12. NORM WELLS	DT	Northwestern	333

## 1981

(Drafted Alternately 25th and 26th)

Rd. Player	Pos.	College	Sel. #
1. HOWARD RICHARDS	T	Missouri	26
2. DOUG DONLEY	WR	Ohio State	53
3. GLEN TITENSOR	DL	Brigham Young	82
4. (A) SCOTT PELLUER	LB	Washington State	92
Choice from San Francisco for Thomas Henderson.			
4. (B) DERRIE NELSON	LB	Nebraska	109
5. DANNY SPRADLIN	LB	Tennessee	138
6. VINCE SKILLINGS	DB	Ohio State	165
7. (A) RON FELLOWS	DB	Missouri	175
Choice from Tampa Bay for Dave Stalls.			
7. (B) KEN MILLER	DB	East Michigan	194
8. PAUL PIUROWSKI	LB	Florida State	221
9. MIKE WILSON	WR	Washington State	250
10. PAT GRAHAM	DT	California	277
11. TIM MORRISON	G	Georgia	303
12. NATE LUNDY	WR	Indiana	330

## 1982

(Drafted 26th)

Rd. Player	Pos.	College	Sel. #
1. ROD HILL	CB	Kentucky State	26
2. JEFF ROHRER	LB	Yale	54
3. JIM ELIOPULOS	LB	Wyoming	82
4. (A) BRIAN CARPENTER	CB	Michigan	102
Choice from Tampa Bay for Dave Stalls.			
4. (B) MONTY HUNTER	S	Salem College	110
5. PHIL POZDERAC	T	Notre Dame	138
6. (A) KEN HAMMOND	G	Vanderbilt	144
Choice from Cleveland for Bruce Huther.			
6. (B) CHARLES DAUM	DL	Cal Poly-SLO	166
7. BILL PURIFOY	DL	Tulsa	194
8. (A) GEORGE PEOPLES	RB	Auburn	217
Choice from Denver through Buffalo for Wade Manning.			
8. (B) DWIGHT SULLIVAN	RB	N. Carolina State	222
9. JOE GARY	DL	UCLA	250
10. TODD ECKERSON	T	North Carolina State	278
11. (A) GEORGE THOMPSON	WR	Albany State	297
Choice from Tampa Bay for Aaron Mitchell.			
11. (B) MICHAEL WHITING	RB	Florida State	306
12. RICH BURTNES	G	Montana	334

## 1983

(Drafted Alternately 23rd, 24th, 21st, 22nd)

Rd. Player	Pos.	College	Sel. #
1. JIM JEFFCOAT	DE	Arizona State	23
2. MIKE WALTER	LB	Oregon	50
3. BRYAN CALDWELL	DE	Arizona State	77
4. CHRIS FAULKNER	TE	Florida	108
5. CHUCK McSWAIN	RB	Clemson	135
6. REGGIE COLLIER	QB	Southern Mississippi	162
7. CHRIS SCHULTZ	T	Arizona	179
8. LAWRENCE RICKS	RB	Michigan	210
9. AL GROSS	S	Arizona	237
10. ERIC MORAN	T	Washington	264
11. DAN TAYLOR	T	Idaho State	291
12. LORENZO BOUIER	RB	Maine	322

## 1984

(Drafted Alternately 25th and 26th)

Rd. Player	Pos.	College	Sel. #
1. BILLY CANNON	LB	Texas A&M	25
2. (A) VICTOR SCOTT	DB	Colorado	40
Choice from Houston thru Minnesota for Butch Johnson.			
2. (B) No Choice - Traded to Houston for Mike Renfro.			
3. FRED CORNWELL	TE	Southern California	81
4. STEVE DEOSSIE	LB	Boston College	110
5. (A) STEVE PELLUER	QB	Washington	113
Choice from Tampa Bay for Danny Spradlin.			
5. (B) NORM GRANGER	RB	Iowa	137
6. (A) EUGENE LOCKHART	LB	Houston	152
Choice from Chicago for Jay Saldi.			

6. (B) JOE LEVELIS	G	Iowa	166
7. ED MARTIN	LB	Indiana State	193
8. MIKE REVELL	RB	Bethune-Cookman	222
9. (A) JOHN HUNT	OL	Florida	232
Choice from Indianapolis for Raul Allegre.			
9. (B) NEAL MAUNE	OL	Notre Dame	249
10. BRIAN SALONEN	TE	Montana	278
11. DOWE AUGHTMAN	DL	Auburn	304
12. CARL LEWIS	WR	Houston	334

## U.S.F.L. SUPPLEMENTAL DRAFT

(Drafted Alternately 25th and 26th)

Rd. Player	Pos.	College	Sel. #
1. TODD FOWLER	FB	Stephen F. Austin	25
From Houston Gamblers.			
2. MALCOLM MOORE	WR	Southern California	54
From Los Angeles Express.			
3. JEFF SPEK	TE	San Diego State	81
From New Jersey Generals.			

## 1985

(Drafted Alternately 17th, 16th, 20th, 19th, 18th)

Rd. Player	Pos.	College	Sel. #
1. KEVIN BROOKS	DE	Michigan	17
2. JESSE PENN	LB	Virginia Tech	44
3. CRAWFORD KER	G	Florida	76
4. ROBERT LAVETTE	RB	Georgia Tech	103
5. (A) HERSCHEL WALKER	RB	Georgia	114
Choice from Houston for Butch Johnson.			
5. (B) MATT DARWIN	C/G	Texas A&M	119
Choice from Cleveland thru Buffalo for Rod Hill.			
6. (A) KURT PLOEGER	DT	Gustavus Adolphus	144
Choice from Indianapolis for Steve Wright.			
6. (B) MATT MORAN	C/G	Stanford	157
7. (A) KARL POWE	WR	Alabama State	178
Choice from San Diego thru Kansas City for Lawrence Ricks.			
7. (B) JIM HERRMANN	DE	Brigham Young	184
8. LEON GONZALEZ	WR	Bethune-Cookman	216
9. SCOTT STRASBURGER	LB	Nebraska	243
10. JOE JONES	TE	Virginia Tech	270
11. NEAL DELLOCONO	LB	UCLA	297
12. KARL JORDAN	LB	Vanderbilt	324

## 1986

(Drafted Alternately 21st, 20th, 19th, 18th)

Rd. Player	Pos.	College	Sel. #
1. (A) MIKE SHERRARD	WR	UCLA	18
Choice from San Francisco for Cowboys first and fifth-round choices.			
1. (B) No Choice - Traded to San Francisco along with fifth-round choice for San Francisco's first-round choice.			
2. DARRYL CLACK	RB	Arizona State	33
Traded to Indianapolis for Gary Hogeboom.			
3. MARK WALLEN	DT	UCLA	74
4. MAX ZENDEJAS	K	Arizona	100
5. No Choice - Traded to San Francisco along with first-round choice for San Francisco's first-round choice.			
6. (A) THORNTON CHANDLER	TE	Alabama	140
Choice from Buffalo for Rod Hill.			
6. (B) STAN GELBAUGH	QB	Maryland	150
Choice from Detroit for Angelo King.			
6. (C) LLOYD VANCEY	G	Temple	158
7. JOHNNY HOLLOWAY	DB	Kansas	185
8. TOPPER CLEMONS	RB	Wake Forest	212
9. JOHN IONATA	G	Florida State	242
10. BRYAN CHESTER	G	Texas	269
11. GARTH JAX	LB	Florida State	296
12. (A) CHRIS DULIBAN	LB	Texas	307
Choice from Buffalo for Rod Hill.			
12. (B) TONY FLACK	DB	Georgia	322

## 1987

(Drafted Alternately 12th and 11th)

Rd. Player	Pos.	College	Sel. #
1. DANNY NOONAN	DT	Nebraska	12
2. RON FRANCIS	CB	Baylor	39
3. JEFF ZIMMERMAN	OL	Florida	68
4. KELVIN MARTIN	WR	Boston College	95
5. EVERETT GAY	WR	Texas	124
6. JOE ONOSAI	OL	Hawaii	151
7. KEVIN SWEENEY	QB	Fresno State	180





8. KEVIN GOGAN	T	Washington	206
9. ALVIN BLOUNT	RB	Maryland	235
10. DALE JONES	LB	Tennessee	262
11. JEFF WARD	K	Texas	291
12. SCOTT ARMSTRONG	LB	Florida	318

## 1988

(Drafted Alternately 11th, 14th, 13th, 12th)

Rd. Player	Pos.	College	Sel. #
1. MICHAEL IRVIN	WR	Miami, Fla.	11
2. KEN NORTON JR.	LB	UCLA	41
3. MARK HUTSON	G	Oklahoma	67
4. DAVE WIDELL	T	Boston College	94
5. No Choice - Traded to Seattle for Ron Essink			
6. SCOTT SECULES	QB	Virginia	151
7. OWEN HOOVEN	T	Oregon State	178
8. MARK HIGGS	RB	Kentucky	205
9. BRIAN BEDFORD	WR	California	232
10. BILLY OWENS	DB	Pittsburgh	263
11. CHAD HENNINGS	DE	Air Force	290
12. BEN HUMMEL	LB	UCLA	317

## 1989

(Drafted 1st)

Rd. Player	Pos.	College	Sel. #
1. TROY AIKMAN	QB	UCLA	1
2. (A) No Choice - Traded along with sixth-round choice to L.A. Raiders for their second, third and fifth-round choices.			
2. (B) DARYL JOHNSTON	FB	Syracuse	39
Choice from L.A. Raiders along with third and fifth-round choices for Cowboys' second and sixth-round choices.			
3. (A) MARK STEPANSKI	OL	Pittsburgh	57
3. (B) RHONDY WESTON	DE	Florida	68
Choice from L.A. Raiders along with second and fifth-round choices for Cowboys' second and sixth-round choices.			
4. TONY TOLBERT	DE	Texas-El Paso	85
5. (A) KEITH JENNINGS	TE	Clemson	113
5. (B) WILLIS CROCKETT	LB	Georgia Tech	119
Choice from L.A. Raiders along with second and third-round choices for Cowboys' second and sixth-round choices.			
5. (C) JEFF ROTH	DT	Florida	125
Choice from Denver for Tony Dorsett.			
6. No Choice - Traded to L.A. Raiders along with second-round choice for Raiders' second, third and fifth-round choices.			
7. KEVIN PETERSON	LB	Northwestern	168
8. CHARVEZ FOGER	RB	Nevada-Reno	196
9. TIM JACKSON	DB	Nebraska	224
10. ROD CARTER	LB	Miami, Fla.	252
11. RANDY SHANNON	LB	Miami, Fla.	280
12. SCOTT ANKROM	WR	Texas Christian	308

## 1990

(Drafted 1st)

Rd. Player	Pos.	College	Sel. #
1. (A) No Choice - Used to select Steve Walsh in the 1989 supplemental draft.			
1. (B) EMMITT SMITH	RB	Florida	17
Choice from Pittsburgh for first-round choice obtained from Minnesota and third-round choice obtained from San Francisco.			
2. ALEXANDER WRIGHT	WR	Auburn	26
3. (A) No Choice - Traded to Minnesota in Herschel Walker deal.			
3. (B) JIMMIE JONES	DT	Miami	64
Choice from New England along with sixth and eighth-round choices for third-round choice obtained from Denver, fifth-round choice obtained from Miami and Cowboys' seventh-round choice.			
4. No Choice - Traded to Denver along with Kevin Brooks for third-round choice.			
5. (A) No Choice - Traded to Washington for Dean Hamel.			
5. (B) STAN SMAGALA	CB	Notre Dame	123
Choice from L.A. Raiders for sixth-round choice obtained from Minnesota, eighth-round choice obtained from New England, ninth-round choice obtained from Seattle, 10th-round choice obtained from Indianapolis and 11th-round choice obtained from San Francisco.			
6. No Choice - Traded to San Diego along with sixth-round choice obtained from New England and sixth-round choice obtained from N.Y. Giants for San Diego's third-round choice in 1991.			
7. No Choice - Traded to New England along with third-round choice obtained from Denver and fifth-round choice obtained from Miami for New England's third, sixth and eighth-round choices.			

8. No Choice - Traded to Detroit for Paul Palmer.			
9. KENNETH GANT	CB	Albany State	221
10. No Choice - Traded to Minnesota in Herschel Walker deal.			
11. DAVE HARPER	LB	Humboldt State	277
12. No Choice - Used to select Mike Lowman in the 1989 supplemental draft.			

## 1991

(Drafted Alternately 13th and 14th)

Rd. Player	Pos.	College	Sel. #
1. (A) RUSSELL MARYLAND	DT		1
Choice from New England for first-round choice obtained from Minnesota, second-round choice, Ron Francis, David Howard and Eugene Lockhart.			
1. (B) ALVIN HARPER	WR	Tennessee	12
2. (A) DIXON EDWARDS	LB	Michigan State	37
Choice from Detroit for first-round choice obtained from Washington.			
2. (B) No Choice - To New England along with first-round choice obtained from Minnesota, Ron Francis, David Howard and Eugene Lockhart for New England's first-round choice.			
3. (A) GODFREY MYLES	LB	Florida	62
Choice obtained from San Diego for 1990 draft choices.			
3. (B) JAMES RICHARDS	G	California	64
Choice obtained from Detroit for first-round choice obtained from Washington.			
3. (C) No Choice - Traded to Minnesota in Herschel Walker deal.			
4. (D) ERIK WILLIAMS	T	Central St. (OH)	70
Choice obtained from New Orleans in Steve Walsh trade.			
4. (A) CURVIN RICHARDS	RB	Pittsburgh	97
4. (B) BILL MUSGRAVE	QB	Oregon	106
Choice obtained from Kansas City in Steve Pelluer trade.			
4. (C) TONY HILL	DE	Tenn.-Chattanooga	108
Choice obtained from Detroit for first-round choice obtained from Washington.			
4. (D) KEVIN HARRIS	DE	Texas Southern	110
Choice obtained from New England for first-round pick obtained from Minnesota.			
5. (A) No Choice - Traded to L.A. Raiders for John Geseke.			
5. (B) DARRICK BROWNLOW	LB	Illinois	132
Choice from Washington for first-round choice obtained from New England.			
6. MIKE SULLIVAN	OL	Miami	153
7. (A) LEON LETT	DE	Emporia (KS) St.	173
Choice from Denver for Dave Widell.			
7. (B) No Choice - Traded to L.A. Raiders for Dale Hellestrae.			
8. No Choice - Traded to Phoenix for Rob Awalt.			
9. DAMON MAYS	WR	Missouri	235
10. SEAN LOVE	G	Penn State	266
11. TONY BOLES	RB	Michigan	291
12. LARRY BROWN	CB	Tex. Christian	320

## 1992

(Drafted Alternately 24th, 23rd, 22nd, 21st)

Rd. Player	Pos.	College	Sel. #
1. (A) KEVIN SMITH	CB	Texas A&M	17
Choice from Atlanta along with fifth-round choice for first and fourth-round choices obtained from New England.			
1. (B) ROBERT JONES	LB	East Carolina	24
2. (A) JIMMY SMITH	WR	Jackson State	36
Choice from Cleveland along with fifth-round choice for second-round choice obtained from New Orleans, eighth-round choice obtained from Denver and the Cowboys' third, sixth and twelfth-round choices.			
2. (B) DARREN WOODSON	S	Arizona State	37
Choice from New England along with first and fourth-round choices for first and third-round choices obtained from Minnesota.			
2. (C) No Choice - Traded to Atlanta along with eighth-round choice for Tony Casillas.			
3. (A) CLAYTON HOLMES	CB	Carson-Newman	58
Choice from Washington along with second-round choice for second and third-round choices obtained from Kansas City.			
3. (B) No Choice - Traded to Cleveland along with second-round choice obtained from New Orleans, eighth-round choice obtained from Denver and the Cowboys' sixth and twelfth-round choices for second and fifth-round choices.			
3. (C) JAMES BROWN	T	Virginia State	82
Choice from Detroit along with fourth and ninth-round choices for second-round choice obtained from Washington.			
4. (A) No Choice - Traded to L.A. Raiders for Steve Buerlein.			
4. (B) TOM MYSLINSKI	G	Tennessee	109
Choice from Detroit along with third and ninth-round choices for second-round choice obtained from Washington.			

BOLD Indicates Made Active Roster



# ALL-TIME DRAFT

1992 (cont.)

5. (A) **GREG BRIGGS** .....S.....Texas Southern ..... 120  
Choice from Atlanta along with first-round choice for first and fourth-round choices obtained from New England.
5. (B) **ROD MILSTEAD** .....G.....Delaware State ..... 121  
Choice from Cleveland along with second-round choice for second-round choice obtained from New Orleans, eighth-round choice obtained from Denver and the Cowboys' third, sixth, and twelfth-round choices.
5. (C) No Choice - Traded to Houston along with second-round choice in 1991 obtained from Minnesota for Alonzo Highsmith.
6. (A) **FALLON WACASEY** .....TE.....Tulsa ..... 149  
Choice from New England for Jesse Solomon.
6. (B) No Choice - Traded to Cleveland along with second-round choice obtained from New Orleans, eighth-round choice obtained from Denver and the Cowboys' third and twelfth-round choices for second and fifth-round choices.
7. No Choice - Traded to L.A. Raiders for Gary Lewis.
8. No Choice - Traded to Atlanta along with second-round choice for Tony Casillas.
9. (A) **NATE KIRTMAN** .....S.....Pomona-Pitzer ..... 248
9. (B) **CHRIS HALL** .....S.....East Carolina ..... 250  
Choice from Detroit along with third and fourth-round choices for second-round choice obtained from Washington.
10. **JOHN TERRY** .....G.....Livingstone College ..... 275
11. **TIM DANIEL** .....WR.....Florida A&M ..... 302
12. (A) **DONALD HARRIS** .....S.....Texas Tech ..... 317  
Choice from New England for Rich Gicewicz.
12. (B) No Choice - Traded to Cleveland along with second-round choice obtained from New Orleans, the Cowboys' third and sixth-round choices and the eighth-round choice obtained from Denver for second and fifth-round choices.

## 1993

(Drafted 28th)

Rd. Player	Pos.	College	Sel. #
1. No Choice - Traded to Green Bay along with fourth-round choice for two seconds, a fourth and an eighth-round choice.			
2. (A) <b>KEVIN WILLIAMS</b> .....WR.....Miami, Fla. .... 46 Choice from Green Bay along with second, fourth and eighth-round choices for first and fourth-round choices.			
2. (B) <b>DARRIN SMITH</b> .....LB.....Miami, Fla. .... 54 Choice from Green Bay along with second, fourth and eighth-round choices for first and fourth-round choices.			
2. (C) No Choice - Traded to San Francisco along with third-round choice in 1994 for Charles Haley.			
3. <b>MIKE MIDDLETON</b> .....S.....Indiana ..... 84			
4. (A) <b>DERRICK LASSIC</b> .....RB.....Alabam ..... 94 Choice from Green Bay along with two second-round choices and an eighth-round choice for first and fourth-round choices.			
4. (B) <b>RON STONE</b> .....T.....Boston College ..... 96 Choice from L.A. Raiders for Alexander Wright.			
4. (C) No Choice - Traded to Green Bay along with first-round choice for two second, a fourth and eighth round choices.			
5. No Choice - Traded to Pittsburgh for Thomas Everett.			
6. <b>BARRY MINTER</b> .....LB.....Tulsa ..... 168			
7. <b>BROCK MARION</b> .....S.....Nevada-Reno ..... 196			
8. (A) <b>DAVE THOMAS</b> .....CB.....Tennessee ..... 203 Choice from Tampa Bay for Gary Lewis and an eighth-round choice.			
8. (B) <b>REGGIE GIVENS</b> .....S.....Penn State ..... 213 Choice from Green Bay along with two second-round choices and a fourth-round choice for first and fourth-round choices.			
8. (C) No Choice - Traded to Tampa Bay along with Gary Lewis for an eighth-round choice.			

## 1994

(Drafted 28th)

Rd. Player	Pos.	College	Sel. #
1. (A) <b>SHANTE CARVER</b> .....DE.....Arizona State ..... 23 Choice from San Francisco along with seventh-round choice for Cowboys' first and second-round choices.			
1. (B) No Choice - Traded to San Francisco along with second-round choice for first and seventh-round choice.			
2. (A) <b>LARRY ALLEN</b> .....OL.....Sonoma State ..... 46 Compensatory choice			
2. (B) No Choice - Traded to San Francisco along with first-round choice for first and seventh-round choice.			
3. (A) No Choice - Traded to San Francisco along with second-round choice in 1993 for Charles Haley.			
3. (B) <b>GEORGE HEGAMIN</b> .....T.....North Carolina State ..... 102 Compensatory choice			

4. (A) **WILLIE JACKSON** .....WR.....Florida ..... 109  
Choice from Tampa Bay in Thomas Everett trade.
4. (B) **DEWAYNE DOTSON** .....LB.....Mississippi ..... 131
5. No Choice - Traded to L.A. Raiders along with seventh-round choice obtained from San Francisco for Elvis Patterson and L.A. Raiders seventh-round choice.
6. (A) No Choice - Traded to L.A. Rams for Jim Price.
6. (B) **DARREN STUDDILL** .....DB.....West Virginia ..... 191  
Choice from L.A. Rams for fourth-round choice in 1995.
7. (A) **TODDRICK McINTOSH** .....DL.....Florida State ..... 216  
Choice from L.A. Raiders along with Elvis Patterson for Cowboys' fifth-round choice and seventh-round choice obtained from San Francisco.
7. (B) No Choice - Traded to New England for Hugh Millen.

## 1995

(Drafted Alternately 28th and 27th)

Rd. Player	Pos.	College	Sel. #
1. (A) No Choice - Traded to Tampa Bay for two second-round choices.			
2. (A) <b>SHERMAN WILLIAMS</b> .....RB.....Alabama ..... 46 Choice from Atlanta along with fourth-round choice for a second-round choice obtained from Tampa Bay.			
2. (B) <b>KENDEL WATKINS</b> .....TE.....Mississippi State ..... 59			
2. (C) <b>SHANE HANNAH</b> .....G.....Michigan State ..... 63 Choice from Tampa Bay along with second-round choice for first-round choice.			
3. <b>CHARLIE WILLIAMS</b> .....S.....Bowling Green ..... 92			
4. (A) <b>ERIC BJORNSSON</b> .....TE.....Washington ..... 110 Choice from Atlanta along with second-round choice for a second round choice obtained from Tampa Bay.			
4. (B) No Choice - Traded to St. Louis for 1994 sixth-round choice.			
4. (C) <b>ALUNDIS BRICE</b> .....CB.....Mississippi ..... 129 Compensatory choice			
4. (D) <b>LINC HARDEN</b> .....LB.....Oklahoma State ..... 130 Compensatory choice			
5. (A) No Choice - Used to select John Davis in the 1994 supplemental draft.			
5. (B) <b>EDWARD HERVEY</b> .....WR.....Southern Cal ..... 166 Compensatory choice			
5. (C) <b>DANA HOWARD</b> .....LB.....Illinois ..... 168 Compensatory choice			
6. No Choice - Traded to Chicago along with Vinson Smith and Barry Minter for Kelly Blackwell, Markus Paul and John Roper.			
7. <b>OSCAR STURGIS</b> .....DE.....North Carolina ..... 236			

## 1996

(Drafted 30th)

Rd. Player	Pos.	College	Sel. #
1. No Choice - Traded to Washington for a second and third-round choices.			
2. (A) <b>KAVIKA PITTMAN</b> .....DE.....McNeese State ..... 37 Choice from Washington along with third-round choice for first-round choice.			
2. (B) <b>RANDALL GODFREY</b> .....LB.....Georgia ..... 49 Choice from Miami for second-round choice and fourth-round choice obtained from N.Y. Giants as compensation for signing Ron Stone.			
2. (C) No Choice - Traded to Miami along with fourth-round choice obtained from N.Y. Giants as compensation for signing of Ron Stone for second-round choice.			
3. (A) <b>CLAY SHIVER</b> .....C.....Florida State ..... 67 Choice from Washington along with second-round choice for first-round choice.			
3. (B) No Choice - Used to select Darren Benson in the 1995 supplemental draft.			
3. (C) <b>STEFFRET WILLIAMS</b> .....WR.....N.E. Louisiana ..... 94 Compensatory choice			
3. (D) <b>MIKE ULUFALE</b> .....DL.....Brigham Young ..... 95 Compensatory choice			
4. No Choice - Traded to Atlanta along with fifth-round choice for Roger Harper.			
5. (A) <b>KENNETH McDANIEL</b> .....G.....Norfolk State ..... 157 Choice from Baltimore for fourth-round choice in 1997.			
5. (B) No Choice - Traded to Atlanta along with fourth-round choice for Roger Harper.			
5. (C) <b>ALAN CAMPOS</b> .....LB.....Louisville ..... 167 Compensatory choice			

BOLD Indicates Made Active Roster





6. (A) No Choice - Traded to Chicago for Jim Schwartz.  
 6. (B) **WENDELL DAVIS**.....CB.....Oklahoma.....207  
 Compensatory Choice  
 7. **RYAN WOOD**.....FB.....Arizona State.....243

## 1997

(Drafted Alternately 25th, 24th, 23rd, 22nd)

Rd.	Player	Pos.	College	Sel. #
1.	(A) <b>DAVID LaFLEUR</b> .....TE.....Louisiana State.....22			
	Choice from Philadelphia for first-round choice, fifth-round choice and third-round choice in 1998.			
1.	(B) No Choice - Traded to Philadelphia along with fifth-round choice and third-round choice in 1998 for first-round choice.			
2.	No Choice - Traded to Detroit for third and fourth-round choices.			
3.	(A) <b>DEXTER COAKLEY</b> .....LB.....Appalachian State.....65			
	Choice from Detroit along with fourth-round choice for second-round choice.			
3.	(B) <b>STEVE SCIFRES</b> .....G/T.....Wyoming.....83			
3.	(C) <b>KENNY WHEATON</b> .....CB.....Oregon.....94			
	Compensatory Choice			
4.	(A) <b>ANTONIO ANDERSON</b> .....DT.....Syracuse.....101			
	Choice from Detroit along with third-round choice for second-round choice.			
4.	(B) No Choice - Traded to Baltimore for 1996 fifth-round choice.			
4.	(C) <b>MACEY BROOKS</b> .....WR.....James Madison.....127			
	Compensatory Choice			
4.	(D) <b>NICKY SUALUA</b> .....FB.....Ohio State.....129			
	Compensatory Choice			
5.	No Choice - Traded to Philadelphia along with first-round choice and third-round choice in 1998 for first-round choice.			
6.	<b>LEE VAUGHN</b> .....CB.....Wyoming.....187			
7.	<b>OMAR STOUTMIRE</b> .....S.....Fresno State.....224			

## 1998

(Drafted Alternately 8th, 7th, 9th)

Rd.	Player	Pos.	College	Sel. #
1.	<b>GREG ELLIS</b> .....DE.....North Carolina.....8			
2.	<b>FLOZELL ADAMS</b> .....T.....Michigan State.....38			
3.	No Choice - Traded to Philadelphia along with first-round choice and fifth-round choice in 1997 for first-round choice in 1997.			
4.	<b>MICHAEL MYERS</b> .....DL.....Alabama.....100			
4.	<b>DARREN HAMBRICK</b> .....LB.....South Carolina.....130			
5.	(B) <b>OLIVER ROSS</b> .....OL.....Iowa State.....138			
	Choice from Seattle for sixth and seventh-round choices in 1998.			
6.	(A) No Choice - Traded to Seattle along with seventh-round choice for fifth-round choice.			
6.	(B) <b>IZELL REESE</b> .....S.....Alabama-Birmingham.....188			
	Compensatory Choice			
7.	(A) No Choice - Traded to Seattle along with sixth-round choice for fifth-round choice.			
7.	(B) <b>TARIK SMITH</b> .....RB.....California.....223			
	Compensatory Choice			
7.	(C) <b>ANTONIO FLEMING</b> .....G.....Georgia.....227			
	Compensatory Choice			
7.	(D) <b>ROD MONROE</b> .....TE.....Cincinnati.....237			
	Compensatory Choice			

## 1999

(Drafted Alternately 22nd, 23rd, 24th)

Rd.	Player	Pos.	College	Sel. #
1.	(A) <b>EBENEZER EKUBAN</b> .....DE.....North Carolina.....20			
1.	(B) No Choice - Traded to Seattle along with fifth round choice obtained from Carolina as compensation for the signing of Patrick Jeffers for first round choice.			
2.	<b>SOLOMON PAGE</b> .....T.....West Virginia.....55			
3.	<b>DAT NGUYEN</b> .....LB.....Texas A&M.....85			
4.	(A) <b>WANE MCGARITY</b> .....WR.....Texas.....118			
4.	(B) <b>PEPPI ZELLNER</b> .....DE.....Fort Valley State.....132			
	Compensatory Choice			
5.	No Choice - Traded to Denver for past considerations.			
6.	<b>MARTAY JENKINS</b> .....WR.....Nebraska-Omaha.....193			
7.	(A) <b>MIKE LUCKY</b> .....TE.....Arizona.....229			
7.	(B) <b>KELVIN GARMON</b> .....OL.....Baylor.....243			
	Compensatory Choice			

## 2000

(Drafted Alternately 19th, 18th, 17th, 16th, 15th, 14th, 13th)

1. No Choice - Traded to Seattle along with first-round choice in 2001 for Joey Galloway.  
 2. **DWAYNE GOODRICH**.....CB.....Tennessee.....49  
 3. No Choice - Traded to Seattle for James McKnight.  
 4. **KAREEM LARRIMORE**.....CB.....West Texas A&M.....109  
 5. **MICHAEL WILEY**.....RB.....Ohio State.....144  
 6. **MARY EDWARDS**.....CB.....Florida State.....180  
 7. **ORANTES GRANT**.....LB.....Georgia.....219

## 2001

(Drafted Alternately 7th, 6th, 8th)

Rd.	Player	Pos.	College	Sel. #
1.	No Choice - Traded to Seattle along with first-round choice in 2000 for Joey Galloway.			
2.	(A) No Choice - Traded to Indianapolis for second-round and third-round draft choices.			
2.	(B) <b>QUINCY CARTER</b> .....CB.....Georgia.....53			
	Choice from New Orleans for third-round draft choice and third-round draft choice obtained from Indianapolis.			
2.	(C) <b>TONY DIXON</b> .....S.....Alabama.....56			
	Choice from Miami along with fourth-round draft choice for second-round draft choice obtained from Indianapolis.			
3.	(A) No Choice - Traded to New Orleans along with third-round draft choice obtained from Indianapolis for second-round draft choice.			
3.	(B) <b>WILLIE BLADE</b> .....DT.....Mississippi St.....93			
	Compensatory Choice			
4.	(A) No Choice - Traded to Atlanta along with seventh-round choice in 2002 for O.J. Santiago.			
4.	(B) <b>MARKUS STEELE</b> .....LB.....Southern California.....122			
	Choice from Miami along with second-round choice for second-round choice.			
5.	<b>MATT LEHR</b> .....G.....Virginia Tech.....137			
6.	<b>DALEROY STEWART</b> .....DT.....Southern Mississippi.....171			
7.	(A) <b>COLSTON WEATHERINGTON</b> .....DE.....Central Missouri St.....207			
7.	(B) <b>JOHN NIX</b> .....DT.....Southern Mississippi.....240			
	Compensatory Choice			
7.	(C) <b>CHAR-RON DORSEY</b> .....T.....Florida State.....242			
	Compensatory Choice			

## 2002

(Drafted Alternately 6th, 5th, 7th)

Rd.	Player	Pos.	College	Sel. #
1.	(A) No Choice - Traded to Kansas City for first and third round choices in 2002 and sixth round choice in 2003			
1.	(B) <b>ROY WILLIAMS</b> .....S.....Oklahoma.....8			
	Choice from Kansas City along with third round choice in 2002 and sixth round choice in 2003 for first round choice			
2.	(A) <b>ANDRE GURODE</b> .....G.....Colorado.....37			
2.	(B) <b>ANTONIO BRYANT</b> .....WR.....Pittsburgh.....63			
	Choice from Chicago along with fourth round choice for third, fourth and fifth round choices.			
3.	No Choice - Traded to Chicago along with fourth and fifth round choices for second and fourth round choices.			
3.	<b>DEREK ROSS</b> .....CB.....Ohio State.....75			
	Choice from Kansas City along with first round choice in 2002 and sixth round choice in 2003 for first round choice			
4.	(A) No Choice - Traded to Chicago along with third and fifth round choices for second and fourth round choices.			
4.	(B) <b>JAMAR MARTIN</b> .....FB.....Ohio State.....129			
	Choice from Chicago along with second round choice for third, fourth and fifth round choices.			
5.	(A) No Choice - Traded to Chicago along with third and fourth round choices for second and fourth round choices.			
5.	(B) <b>PETE HUNTER</b> .....CB.....Virginia Union.....168			
	Choice from New England for seventh round choice in 2002 obtained from Miami and fifth round choice in 2003.			
6.	(A) <b>TYSON WALTER</b> .....T.....Ohio State.....179			
6.	(B) <b>DEVEREN JOHNSON</b> .....WR.....Sacred Heart.....208			
	Compensatory Choice			
6.	(C) <b>BOB SLOWIKOWSKI</b> .....TE.....Virginia Tech.....211			
	Compensatory Choice			
7.	No choice - Traded to Atlanta along with fourth round choice in 2001 for O.J. Santiago.			



## Cowboys and Free Agency

## 1989

## PLAN B

## PLAYERS SIGNED (5):

C Eric Coyle  
(from Washington)  
DB Ray Horton  
(from Cincinnati)  
TE Anthony Jones  
(from San Diego)  
LB Eric Naposki  
(from New England)  
RB Kevin Scott  
(from San Diego)

## PLAYERS LOST (6):

C Bob Brotzki  
(by Atlanta)  
TE Doug Cosbie  
(by Denver)  
RB Mark Higgs  
(by Philadelphia)  
LB Garth Jax  
(by Phoenix)  
WR Mike Sherrard  
(by San Francisco)  
QB Kevin Sweeney  
(by San Francisco)

## 1990

## PLAN B

## PLAYERS SIGNED (16):

FB Torrimie Agee  
(from Kansas City)  
T Louis Cheek  
(from Miami)  
LB Terrence Cooks  
(from New England)  
DB Antonio Gibson  
(from New Orleans)  
WR Rod Harris  
(from New Orleans)  
OL Greg Johnson  
(from Miami)  
LB Walter Johnson  
(from New Orleans)  
RB Keith Jones  
(from Cleveland)  
WR Dennis McKinnon  
(from Chicago)  
TE Jay Novacek  
(from Phoenix)  
DE Lybrant Robinson  
(from Washington)  
G Tony Stalon  
(from L.A. Rams)  
LB Vinson Smith  
(from Pittsburgh)  
DE Anthony Spears  
(from Houston)  
S James Washington  
(from L.A. Rams)  
WR Mike Williams  
(from Detroit)

## PLAYERS LOST (4):

WR Cornell Burbage  
(by Minnesota)  
WR Bernard Ford  
(by Houston)  
RB Paul Palmer  
(by Cincinnati)  
C Bob White  
(by New England)

## 1991

## PLAN B

## PLAYERS SIGNED (4):

DB Odie Harris  
(from Tampa Bay)  
TE Craig Hudson  
(from Green Bay)

TE Alfredo Roberts  
(from Kansas City)  
OL Alan Veingard  
(from Green Bay)

## PLAYERS LOST (2):

G Crawford Ker  
(by Denver)  
FB Robert Perryman  
(by Denver)

## 1992

## PLAN B

## PLAYERS SIGNED (4):

LB Bernard Clark  
(from Cincinnati)  
G/C Frank Cornish  
(from San Diego)  
K Brad Daluiso  
(from Buffalo)  
CB Brian Mitchell  
(from Atlanta)

## PLAYERS LOST (6):

TE Rob Awalt  
(by Denver)  
LB Derrick Brownlow  
(by Buffalo)  
LB Jack Del Rio  
(by Minnesota)  
CB Manny Hendrix  
(by San Francisco)  
S Stan Smagala  
(by Pittsburgh)  
K Ken Willis  
(by Tampa Bay)

## 1993

## PLAYERS SIGNED (0):

## PLAYERS LOST (2):

QB Steve Beuerlein  
(by Phoenix)  
WR Kelvin Martin  
(by Seattle)

## 1994

## PLAYERS SIGNED (2):

G Derek Kennard  
(from New Orleans)  
QB Rodney Peete  
(from Detroit)

## PLAYERS LOST (8):

DT Tony Casillas  
(by Kansas City)  
G/C Frank Cornish  
(by Minnesota)  
G John Gesek  
(by Washington)  
G/T Kevin Gogan  
(by L.A. Raiders)  
DT Jimmie Jones  
(by L.A. Rams)  
QB Bernie Kosar  
(by Miami)  
K Eddie Murray  
(by Philadelphia)  
LB Ken Norton  
(by San Francisco)

## 1995

## PLAYERS SIGNED (3):

C Ray Donaldson  
(from Seattle)  
RB David Lang  
(from St. Louis)  
CB Deion Sanders  
(from San Francisco)

## PLAYERS LOST (11):

LB Derrick Brownlow  
(by Washington)  
G/C Frank Cornish  
(by Jacksonville)  
TE Scott Galbraith  
(by Washington)  
S Kenneth Gant  
(by Tampa Bay)  
WR Alvin Harper  
(by Tampa Bay)  
DE Jim Jeffcoat  
(by Buffalo)  
QB Rodney Peete  
(by Philadelphia)  
C Mark Stepnoski  
(by Houston)  
RB Blair Thomas  
(by Atlanta)  
LB Matt Vanderbeek  
(by Washington)  
S James Washington  
(by Washington)

## 1996

## PLAYERS SIGNED (2):

LB Fred Strickland  
(from Green Bay)  
CB Robert Bailey  
(by Miami)

## PLAYERS LOST (5):

CB Larry Brown  
(by Oakland)  
LB Dixon Edwards  
(by Minnesota)  
LB Robert Jones  
(by St. Louis)  
DT Russell Maryland  
(by Oakland)  
G/T Ron Stone\*  
(by N.Y. Giants)

## 1997

## PLAYERS SIGNED (0):

## PLAYERS LOST (6):

K Chris Boniol\*  
(by Philadelphia)  
P John Jett  
(by Detroit)  
LB Godfrey Myles  
(by Denver)  
LB Jim Schwartz\*  
(by San Francisco)  
LB Darrin Smith  
(by Philadelphia)  
S George Teague  
(by Miami)

## 1998

## PLAYERS SIGNED (1):

G Everett McIver  
(from Miami)

## PLAYERS LOST (3):

G/C John Flannery  
(by St. Louis)  
G/T George Hegamin  
(by Philadelphia)  
S Brock Marion  
(by Miami)

## 1999

## PLAYERS SIGNED (2):

WR Raghib Ismail  
(from Carolina)  
C Mark Stepnoski  
(from Tennessee)

## PLAYERS LOST (3):

WR Patrick Jeffers\*  
(by Carolina)  
C Clay Shiver  
(by Denver)  
DT Artie Smith  
(by Kansas City)

## 2000

## PLAYERS SIGNED (4):

LB Joe Bowden  
(from Tennessee)  
TE Jackie Harris  
(from Tennessee)  
QB Paul Justin  
(from St. Louis)  
CB Ryan McNeil  
(from Cleveland)

## PLAYERS LOST (8):

TE Eric Bjornson  
(by New England)  
RB Robert Chancey\*  
(by San Diego)  
QB Jason Garrett  
(by N.Y. Giants)  
LB Randall Godfrey  
(by Tennessee)  
P Toby Gowin\*  
(by New Orleans)  
LB Lemanski Hall  
(by Minnesota)  
G/C Tom Myslinski  
(by Pittsburgh)  
DE Kavika Pittman  
(by Denver)

## 2001

## PLAYERS SIGNED (0):

## PLAYERS LOST (3):

QB Randall Cunningham  
(by Baltimore)  
DT Leon Lett  
(by Denver)  
WR James McKnight  
(by Miami)

## 2002

## PLAYERS SIGNED (4):

DT LaRoi Glover  
(from New Orleans)  
LB Kevin Hardy  
(from Jacksonville)  
TE Jeff Robinson  
(from St. Louis)  
CB Bryant Westbrook  
(Detroit)

## PLAYERS LOST (1):

S Izell Reese  
(by Denver)



**2001  
Season**





# The 2001 Season At A Glance

## Tampa Bay 10, Dallas 6

At Dallas, Sept. 9, 2001

Attendance - 61,521

The Dallas Cowboys opened the 2001 season with a 10-6 loss at the hands of the Tampa Bay Buccaneers at Texas Stadium. The Bucs opened the scoring midway through the opening period with a 39-yard Martin Gramatica field goal. First-year receiver Reggie Swinton returned the ensuing kickoff 77 yards to the Tampa Bay 17-yard line, setting up a 22-yard Tim Seder field goal that knotted the score at three. The score remained tied until Seder connected on a 46-yard field goal early in the third quarter to give Dallas a 6-3 advantage. Early in the final frame, Tampa Bay closed out the scoring when Brad Johnson sneaked in on a one-yard quarterback keeper. Cowboys quarterback Quincy Carter became the third rookie in club history to start a season opener (Roger Staubach, 1969 and Troy Aikman, 1989) and only the sixth rookie quarterback in franchise history to start a game. Carter finished the day nine-of-19 for 34 yards and two interceptions. Swinton returned three kickoffs for 131 yards, registering the second highest kickoff return average for a game in team history (43.7). Cornerback Izell Reese recorded the first sack of his career, and defensive end Peppi Zellner posted his first career fumble recovery. Fullback Robert Thomas posted the longest rush of his career with a 24-yard carry.

TAMPA BAY	3	0	0	7	10
DALLAS	3	0	3	0	6

Bucs - FG Gramatica 39  
Cowboys - FG Seder 22  
Cowboys - FG Seder 46  
Bucs - Johnson 1 run (Gramatica kick)

	Buccaneers	Cowboys
First Downs	19	8
Total Net Yards	263	127
Net Yards Rushing	71	99
Net Yards Passing	192	28
Passes	34-25	19-9
Sacked/Yards	2/3	2/6
Passes Intercepted By	2	1
Punts-Average	4-42.3	5-36.8
Fumbles-Lost	1-1	2-1
Penalties-Yards	6-61	4-32
Time of Possession	36:32	23:28

### Rushing

Buccaneers - Dunn, 22 for 56; Alstott, 5 for 12; Johnson, 4 for 2, 1 touchdown; Stecker, 2 for 1.

Cowboys - E. Smith, 13 for 40; Thomas, 2 for 28; Carter, 4 for 16; T. Hambrick, 1 for 10; Ismail, 2 for 3; Wiley, 1 for 2.

### Passing

Buccaneers - Johnson, 25-of-34 for 195 yards, 1 interception

Cowboys - Carter, 9-of-19 for 34 yards, 2 interceptions.

### Receiving

Buccaneers - Green, 8 for 75; Johnson, 7 for 71; Dunn, 4 for 21; Alstott, 4 for 15; K. Williams, 1 for 9; Cook, 1 for 4.

Cowboys - Galloway, 6 for 18; Wiley, 3 for 16.

## San Diego 32, Dallas 21

At Dallas, Sept. 23, 2001

Attendance - 63,430

The Dallas Cowboys saw their record fall to 0-2 following a 32-21 defeat at the hands of the San Diego Chargers. Following a Dallas fumble, the Chargers opened the scoring early in the first quarter when Doug Flutie connected with Freddie Jones on an 11-yard touchdown pass. Late in the period, Flutie hooked up with Curtis Conway on a seven-yard scoring strike to up San Diego's lead to 14-0. Early in the second quarter, Wade Richey increased the Chargers advantage with a 22-yard field goal. On the first play of the Cowboys ensuing possession, Anthony Wright (replacing an injured Quincy Carter - sprained thumb) found Raghib Ismail on an 80-yard scoring strike to cut Dallas' deficit to 17-7. Late in the period, Richey connected on a 24-yard field goal attempt before Wane McGarity hauled in an 11-yard scoring toss from Wright to cut the Cowboys halftime deficit to 20-14. Tim Dwight scored on a 16-yard reverse midway through the third quarter (two point attempt failed), and Richey connected on his third field goal of the day from 23 yards out early in the final frame to give San Diego a 29-14 lead. On Dallas' ensuing possession, Wright tossed his third touchdown pass of the game, this time connecting with Mike Lucky for a seven-yard score. Richey closed out the scoring late in the game with a 43-yard field goal. Emmitt Smith finished the day with 85 rushing yards on 17 carries, giving him 15,291 career rushing yards and moving him ahead of Barry Sanders (15,269) into second place on the NFL's all-time rushing list. The Wright-to-Ismail 80-yard scoring strike was the longest pass completion by the Cowboys since Troy Aikman completed a 90-yard scoring pass to Jason Tucker on Jan. 2, 2000. It was also the first career touchdown pass for Wright and the longest reception of Ismail's career. McGarity and Lucky each posted the first receiving touchdowns of their NFL careers.

SAN DIEGO	14	6	6	6	32
DALLAS	0	14	0	7	21

Chargers - F. Jones 11 pass from Flutie (Richey kick)

Chargers - Conway 7 pass from Fluties (Richey kick)

Chargers - FG Richey 22

Cowboys - Ismail 80 pass from Wright (Seder kick)

Chargers - FG Richey 24

Cowboys - McGarity 11 pass from Wright (Seder kick)

Chargers - Dwight 16 run (two point attempt failed)

Chargers - FG Richey 23

Cowboys - Lucky 7 pass from Wright (Seder kick)

Chargers - FG Richey 43

	Chargers	Cowboys
First Downs	26	14
Total Net Yards	475	289
Net Yards Rushing	130	101
Net Yards Passing	345	188
Passes	38-23	25-12
Sacked/Yards	1/3	1/5
Passes Intercepted By	3	0
Punts-Average	3-37.3	4-42.5
Fumbles-Lost	2-1	2-2
Penalties-Yards	3-57	3-27
Time of Possession	37:59	22:01

### Rushing

Chargers - Tomlinson, 27 for 90; Dwight, 1 for 16, 1 touchdown; Flutie, 6 for 15; Fletcher, 4 for 9.

Cowboys - E. Smith, 17 for 85; T. Hambrick, 2 for 6; Wright, 4 for 5; Wiley, 1 for 3; Thomas, 1 for 2; Stoerner, 1 for 0.

### Passing

Chargers - Flutie, 23-of-38 for 348 yards, 2 touchdowns.

Cowboys - Wright, 12-of-25 for 193 yards, 3 touchdowns, 3 interceptions.

### Receiving

Chargers - Graham, 6 for 94; F. Jones, 5 for 51, 1 touchdown; Conway, 4 for 68, 1 touchdown; Dwight, 2 for 88; Tomlinson, 2 for 27; McCrary, 2 for 8; R. Jones, 1 for 7; Heiden, 1 for 5.

Cowboys - McGarity, 5 for 40, 1 touchdown; Ismail, 2 for 83, 1 touchdown; Galloway, 2 for 33; Swinton, 2 for 30; Lucky, 1 for 7, 1 touchdown.





## Philadelphia 40, Dallas 18

At Philadelphia, Sept. 30, 2001

Attendance - 66,621

The Dallas Cowboys saw their record fall to 0-3 with a 40-18 loss to the Philadelphia Eagles at Veterans Stadium. After Lynn Scott recovered a Brian Mitchell fumble on the opening kickoff, the Cowboys jumped on the scoreboard with a 41-yard Tim Seder field goal. Michael Wiley recovered another Mitchell fumble following a Micah Knorr punt moments later, leading to a 43-yard Seder field goal and a 6-0 Dallas advantage. The Eagles quickly responded with a 10-yard Donovan McNabb-to-Chad Lewis touchdown pass midway through the opening period. Early in the second quarter, McNabb again hooked up with Lewis on a 17-yard scoring play to widen Philadelphia's advantage to eight points. Four minutes later, Damon Moore returned a Troy Hambrick fumble 10 yards for a touchdown, then McNabb connected with Todd Pinkston on a 10-yard scoring toss after the Eagles recovered an Anthony Wright fumble at the Dallas 20-yard line. Philadelphia recovered a Wiley fumble on the ensuing kickoff to set up David Akers' 40-yard field goal midway through the quarter. Just before the half expired, Akers added a 19-yard field goal to give the Eagles a 33-6 halftime advantage. Midway through the third frame, Correll Buckhalter scored on a three-yard run to up Philadelphia's advantage to 40-6. In the fourth quarter, Clint Stoerner hit Robert Thomas for a five-yard touchdown, but the two-point attempt failed. Late in the game, Stoerner hooked up with Wiley on an 11-yard scoring toss (two-point attempt failed) to close out the scoring. Running back Hambrick recorded the first 100-yard rushing game of his NFL career with 107 yards on 10 carries, including an 80-yard burst late in the fourth period - the fourth-longest run in club history. The 26 points given up in the second quarter was the most allowed in a quarter in franchise history.

DALLAS	6	0	0	12	18
PHILADELPHIA	7	26	7	0	40

Cowboys - FG Seder 41  
 Cowboys - FG Seder 43  
 Eagles - Lewis 10 pass from McNabb (Akers kick)  
 Eagles - Lewis 17 pass from McNabb (Akers kick)  
 Eagles - Moore 10 fumble return (Akers kick)  
 Eagles - Pinkston 10 pass from McNabb (kick blocked)  
 Eagles - FG Akers 40  
 Eagles - FG Akers 19  
 Eagles - Buckhalter 3 run (Akers kick)  
 Cowboys - Thomas 5 pass from Stoerner (two point attempt failed)  
 Cowboys - Wiley 11 pass from Stoerner (two point attempt failed)

	Cowboys	Eagles
First Downs	11	14
Total Net Yards	242	276
Net Yards Rushing	161	13
Net Yards Passing	61	145
Passes	30-11	28-14
Sacked/Yards	2/16	2/17
Passes Intercepted By	0	1
Punts-Average	7-34.9	7-40.6
Fumbles-Lost	5-4	5-3
Penalties-Yards	6-50	10-81
Time of Possession	29:31	30:29

### Rushing

Cowboys - T. Hambrick, 10 for 107; E. Smith, 16 for 58; Wiley, 2 for 8; Thomas, 1 for 6; Wright, 1 for 2.  
 Eagles - Buckhalter, 20 for 99, 1 touchdown; McNabb, 4 for 19; Martin, 5 for 14; Detmer, 1 for -1.

### Passing

Cowboys - Wright, 7-of-23 for 33 yards, 1 interception; Stoerner, 4-of-7 for 44 yards, 2 touchdowns.  
 Eagles - McNabb, 14-of-28 for 162 yards, 3 touchdowns.

### Receiving

Cowboys - Wiley, 3 for 28, 1 touchdown; Thomas, 2 for 10, 1 touchdown; Lucky, 2 for 8; Chiaverini, 1 for 21; McGarity, 1 for 5; E. Smith, 1 for 4; Huggins, 1 for 1.  
 Eagles - Lewis, 4 for 43, 2 touchdowns; Pinkston, 3 for 71, 1 touchdown; Martin, 3 for 14; Thrash, 2 for 25; Buckhalter, 1 for 9; Mitchell, 1 for 0.

## Oakland 28, Dallas 21

At Oakland, Oct. 7, 2001

Attendance - 61,535

The Dallas Cowboys saw their record fall to 0-4 for the first time since 1989 as the Oakland Raiders claimed a 28-21 victory at Network Associates Coliseum. The Raiders got on the scoreboard first when Rich Gannon connected with Jerry Rice on a five-yard scoring toss midway through the opening quarter. Oakland upped their advantage early in the second period with a three-yard Zack Crockett scoring run. The Cowboys immediately responded as Anthony Wright hooked up with Joey Galloway on a 40-yard scoring pass on the first offensive play of their next possession. The Raiders responded with a four-yard Tyrone Wheatley scoring jaunt to give Oakland a 21-7 advantage at the half. Twice in the second quarter the Cowboys had field goal attempts blocked. Wheatley capped a nine minute, 49 second Oakland drive to start the second half with a one-yard scoring plunge. Just before the third period expired, Tim Seder took a hand off on a fake field goal and darted eight yards for a touchdown. Late in the fourth quarter, Darrin Chiaverini closed out the scoring when he caught a three-yard scoring toss from Wright. Wright finished the game 14-of-22 for 126 yards and two touchdowns after taking over for the injured Quincy Carter (strained hamstring) early in the second quarter. Reggie Swinton finished the day with 162 total return yards, including a 49-yard punt return and a 51-yard kickoff return.

DALLAS	0	7	7	7	21
OAKLAND	7	14	7	0	28

Raiders - Rice 5 pass from Gannon (Janikowski kick)  
 Raiders - Crockett 3 run (Janikowski kick)  
 Cowboys - Galloway 40 pass from Wright (Seder kick)  
 Raiders - Wheatley 4 run (Janikowski kick)  
 Raiders - Wheatley 1 run (Janikowski kick)  
 Cowboys - Seder 8 run (Seder kick)  
 Cowboys - Chiaverini 3 pass from Wright (Seder kick)

	Cowboys	Raiders
First Downs	17	23
Total Net Yards	231	308
Net Yards Rushing	108	101
Net Yards Passing	123	207
Passes	27-15	28-21
Sacked/Yards	1/7	1/2
Passes Intercepted By	0	0
Punts-Average	3-42.7	3-46.7
Fumbles-Lost	1-0	2-2
Penalties-Yards	4-29	8-70
Time of Possession	28:49	31:11

### Rushing

Cowboys - E. Smith, 16 for 25; T. Hambrick, 4 for 24; Carter, 3 for 21; Wright, 4 for 18; Galloway, 1 for 10; Seder, 1 for 8, 1 touchdown; Thomas, 1 for 2.  
 Raiders - Garner, 12 for 53; Wheatley, 12 for 33, 2 touchdowns; Gannon, 8 for 7; Jordan, 1 for 5; Crockett, 1 for 3.

### Passing

Cowboys - Wright, 14-of-22 for 126 yards, 2 touchdowns; Carter, 1-of-5 for 4 yards.  
 Raiders - Gannon, 21-of-28 for 209 yards, 1 touchdown.

### Receiving

Cowboys - E. Smith, 3 for 21; Galloway, 2 for 59, 1 touchdown; Swinton, 2 for 15; Chiaverini, 2 for 12, 1 touchdown; Thomas, 2 for 3; Rambo, 1 for 8; Huggins, 1 for 4; Lucky, 1 for 4; Wiley, 1 for 4.  
 Raiders - Brown, 7 for 114; Rice, 7 for 51, 1 touchdown; Garner, 2 for 15; R. Williams, 2 for 14; Brigham, 1 for 6; Porter, 1 for 5; Wheatley, 1 for 4.

**Dallas 9, Washington 7**

At Dallas, Oct. 15, 2001

Attendance - 63,941

The Dallas Cowboys claimed their first victory of the season when they defeated the Washington Redskins 9-7 on a last second field goal at Texas Stadium. The victory marked Dallas' eighth consecutive win over the Redskins. After missing a 41-yard first quarter field goal, Tim Seder booted a 28-yard field goal late in the first half. A missed 44-yard field goal by Brett Conway allowed the Cowboys to hold onto a 3-0 halftime advantage. After a scoreless third period, Washington went up 7-3 on a 31-yard Tony Banks-to-Michael Westbrook scoring pass early in the final frame following a missed Seder field goal attempt from 52 yards. On the Cowboys' ensuing possession, Seder connected on a 39-yard field goal to cut Dallas' deficit to one point at 7-6. As the Redskins attempted to run out the clock, Cowboys defensive tackle John Nix forced a Stephen Davis fumble which Greg Ellis recovered at the Dallas 33-yard line. A 59-yard drive ensued, culminating with a 26-yard Seder field goal as time expired to give the Cowboys the victory. Anthony Wright finished the day 15-of-28 for 177 yards and an interception and rushed for 32 yards on eight carries in recording his first victory as a starting NFL quarterback. Emmitt Smith led the Cowboys with 107 yards on 25 carries - his first 100-yard effort of the season - as well as five receptions for 45 yards. Joey Galloway tallied four catches for 51 yards before spraining his left ankle midway through the second quarter, forcing him to miss the remainder of the game. The Dallas defense held the Redskins to 10 first downs - the fewest first downs allowed by the Cowboys since holding Miami to 10 on Oct. 27, 1996.

WASHINGTON.....	0	0	0	7	7
DALLAS.....	0	3	0	6	9

Cowboys - FG Seder 28  
 Redskins - Westbrook 31 pass from Banks (Conway kick)  
 Cowboys - FG Seder 39  
 Cowboys - FG Seder 26

**Redskins****Cowboys**

First Downs.....	10	23
Total Net Yards.....	226	386
Net Yards Rushing.....	103	211
Net Yards Passing.....	123	175
Passes.....	18-10	28-15
Sacked/Yards.....	2/9	1/2
Passes Intercepted By.....	1	0
Punts-Average.....	7-39.9	4-36.3
Fumbles-Lost.....	2-1	0-0
Penalties-Yards.....	7-60	3-22
Time of Possession.....	23:15	36:45

**Rushing**

Redskins - S. Davis, 23 for 99; Banks, 3 for 4.  
 Cowboys - E. Smith, 25 for 107; T. Hambrick, 9 for 68;  
 Wright, 8 for 32; Chiaverini, 1 for 3; Thomas, 1 for 2; Ismail,  
 1 for -1.

**Passing**

Redskins - Banks, 10-of-18 for 132 yards, 1 touchdown.  
 Cowboys - Wright, 15-of-28 for 177 yards, 1 interception.

**Receiving**

Redskins - Bennett, 3 for 39; Gardner, 3 for 36; Carter,  
 3 for 26; Westbrook, 1 for 31, 1 touchdown.  
 Cowboys - E. Smith, 5 for 45; Galloway, 4 for 51; Ismail,  
 3 for 50; Chiaverini, 2 for 25; Thomas, 1 for 6.

**Dallas 17, Arizona 3**

At Dallas, Oct. 28, 2001

Attendance - 63,114

The Dallas Cowboys won consecutive games for the first time since the start of the 1999 season when they defeated the Arizona Cardinals 17-3 at Texas Stadium. The Cardinals got on the scoreboard first with a 27-yard Bill Gramatica field goal late in the opening period. Dallas tied the score shortly before the first half expired when Tim Seder connected on a 31-yard field goal. Early in the third quarter, Clint Stoerner ran a quarterback draw six yards for the touchdown and a 10-3 Cowboys advantage. After Dallas pinned the Cardinals at their own one-yard line following a downed punt, Dexter Coakley intercepted a Jake Plummer pass and returned it 10 yards for a touchdown to close out the scoring. Dallas' win marked their 12th consecutive regular season victory over the Cardinals at Texas Stadium. It also increased the Cowboys record following the bye weekend to 10-3, including 4-0 against the Cardinals. Stoerner, making his first NFL start, became the 10th quarterback in Cowboys history to win his first start as a Cowboy and the first since Rodney Peete won at Philadelphia on Dec. 4, 1994. Stoerner finished the day nine-of-18 for 93 yards and an interception. Coakley's interception was his seventh career pick and his second returned for a touchdown (vs. Miami on Nov. 25, 1999). Dallas' offense converted six-of-12 third downs into first downs, marking the first time since 1996 that they converted 50%-or-more of their third down attempts in consecutive games.

ARIZONA.....	3	0	0	0	3
DALLAS.....	0	3	14	0	17

Cardinals - FG Gramatica 27  
 Cowboys - FG Seder 31  
 Cowboys - Stoerner 6 run (Seder kick)  
 Cowboys - Coakley 10 interception return (Seder kick)

**Cardinals****Cowboys**

First Downs.....	17	15
Total Net Yards.....	292	225
Net Yards Rushing.....	75	145
Net Yards Passing.....	217	80
Passes.....	41-25	19-9
Sacked/Yards.....	2/16	3/13
Passes Intercepted By.....	1	2
Punts-Average.....	3-43.0	5-43.0
Fumbles-Lost.....	3-2	1-1
Penalties-Yards.....	5-72	5-37
Time of Possession.....	30:12	29:48

**Rushing**

Cardinals - Plummer, 4 for 35; Pittman, 16 for 29;  
 Boston, 1 for 12; T. Jones, 1 for -1.  
 Cowboys - E. Smith, 21 for 83; Stoerner, 7 for 23, 1  
 touchdown; T. Hambrick, 4 for 18; Wiley, 1 for 12; Ismail, 1  
 for 9.

**Passing**

Cardinals - Plummer, 25-of-41 for 233 yards, 2 inter-  
 ceptions.  
 Cowboys - Stoerner, 9-of-19 for 93 yards, 1 interception.

**Receiving**

Cardinals - Boston, 9 for 108; Sanders, 5 for 56; T.  
 Jones, 4 for 21; Pittman, 2 for 16; Mitchell, 2 for 8; Hardy, 1  
 for 11; Makovicka, 1 for 8; Jenkins, 1 for 5.  
 Cowboys - Ismail, 3 for 39; Galloway, 3 for 28; E. Smith,  
 1 for 11; Wiley, 1 for 8; Harris, 1 for 7.



# N.Y. Giants 27, Dallas 24 (OT)

At New York, Nov. 4, 2001

Attendance - 78,673

The Dallas Cowboys saw a 17-point halftime advantage disappear as the N.Y. Giants claimed a 27-24 come-from-behind overtime victory at Giants Stadium. Dallas got on the scoreboard first with a 22-yard Tim Seder field goal late in the opening quarter. Two plays after Brandon Noble recovered a Kerry Collins fumble at the New York 15-yard line, Clint Stoerner hooked up with Joey Galloway on a 16-yard touchdown pass. Early in the second period, Dexter Coakley stepped in front of a Collins pass and returned it 29 yards for a touchdown. His second interception return for a touchdown in two weeks. Midway through the second, the Giants cut their deficit to 17-7 when Collins connected with Joe Jurevicius on a four-yard scoring toss. With less than a minute remaining in the first half, Mario Edwards stepped in front of another Collins pass and returned it 71 yards for a touchdown and a 24-7 Cowboys advantage. Four second half interceptions, including two in the Giants' end zone, torpedoed the Cowboys upset bid. Following the Giants first interception, New York capped an 80-yard drive with a 34-yard Collins-to-Jurevicius touchdown pass. Then in the final frame, Morton Andersen trimmed the Giants deficit to seven points with a 40-yard field goal. The Giants blocked a Micah Knorr punt on the Cowboys next possession and took over on Dallas' 14-yard line. Two plays later, Collins hit Ike Hilliard with a nine-yard touchdown pass to tie the score at 24-24. After holding the Cowboys on the first overtime drive, the Giants marched 61 yards to set up Andersen's 42-yard game winning field goal. Stoerner, getting his second consecutive start, finished the day 13-of-23 for 177 yards, four interceptions and a touchdown. Raghib Ismail recorded the Cowboys first 100-yard receiving day of the year with 107 yards on six catches. Troy Hambrick totaled 77 yards on 30 carries in place of the injured Emmitt Smith, who missed just his third career start due to injury. Coakley's interception return for a touchdown marked the first time in Cowboys history a player has returned an interception for a touchdown in back-to-back games. Edwards' interception return for a touchdown was his first career interception. Dallas forced six Giants fumbles on the day, the most by a Cowboys defense since forcing six against Arizona on Sept. 7, 1997.

# Atlanta 20, Dallas 13

At Atlanta, Nov. 11, 2001

Attendance - 69,010

The Dallas Cowboys lost their ninth consecutive road game with a 20-13 defeat at the hands of the Atlanta Falcons in the Georgia Dome. Dallas opened the scoring midway through the first quarter with a 28-yard Tim Seder field goal. The Falcons responded on their next possession with a nine-yard Michael Vick-to-Alge Crumpler touchdown pass. Seder connected on his second field goal of the day early in the second frame from 39 yards out. The Cowboys then reclaimed the lead with under a minute to play in the first half when Ryan Leaf hooked up with Jackie Harris on a three-yard scoring toss to give Dallas a 13-7 halftime advantage. Early in the third period, Atlanta cut the deficit to 13-10 with a 31-yard Jay Feely field goal. Following a 74-yard punt return by Darrien Gordon, Doug Johnson found Brian Kozlowski in the end zone with a one-yard scoring pass midway through the final quarter. Gordon then brought the next Knorr punt back 41 yards, and with just over a minute to play, Feely closed out the scoring with a 19-yard field goal. Leaf, making his first start as a Dallas Cowboy, finished the day 14-of-22 for 114 yards, a touchdown and an interception. Leaf's start marked the first time in franchise history four different quarterbacks have started games in the same season for Dallas. Troy Hambrick, again filling in for the injured Emmitt Smith (sprained knee), rushed for a career-high 127 yards on 20 carries, including runs of 36 and 47 yards. Michael Wiley also posted a career-high with 85 rushing yards, including a 58-yarder. The Cowboys defense surrendered a season-low 201 yards of total offense, including just 46 yards passing - the lowest passing yardage total given up by Dallas since surrendering 42 yards to the Giants on Sept. 8, 1996.

DALLAS	10	14	0	0	0	24
NEW YORK	0	7	7	10	3	27

Cowboys - FG Seder 22	
Cowboys - Galloway 16 pass from Stoerner (Seder kick)	
Cowboys - Coakley 29 interception return (Seder kick)	
Giants - Jurevicius 4 pass from Collins (Andersen kick)	
Cowboys - Edwards 71 interception return (Seder kick)	
Giants - Jurevicius 34 pass from Collins (Andersen kick)	
Giants - FG Andersen 40	
Giants - Hilliard 9 pass from Collins (Andersen kick)	
Giants - FG Andersen 42	

	Cowboys	Giants
First Downs	17	19
Total Net Yards	324	358
Net Yards Rushing	86	93
Net Yards Passing	238	265
Passes	31-17	34-24
Sacked/Yards	4/24	4/15
Passes Intercepted By	2	4
Punts-Average	6-36.8	5-51.2
Fumbles-Lost	0-0	6-3
Penalties-Yards	5-40	4-43
Time of Possession	37:34	29:38

## Rushing

Cowboys - T. Hambrick, 30 for 77; Wiley, 1 for 5; Stoerner, 1 for 4.  
Giants - Dayne, 17 for 52; Barber, 7 for 30; Collins, 2 for 11.

## Passing

Cowboys - Stoerner, 13-of-23 for 177 yards, 1 touchdown, 4 interceptions; Leaf, 4-of-8 for 85 yards.  
Giants - Collins, 24-of-34 for 280 yards, 3 touchdowns, 2 interceptions.

## Receiving

Cowboys - Ismail, 6 for 107; Galloway, 4 for 73, 1 touchdown; Harris, 2 for 49; Lucky, 2 for 18; Wiley, 1 for 9; Huggins, 1 for 5; T. Hambrick, 1 for 1.  
Giants - Barber, 8 for 60; Hilliard, 7 for 63, 1 touchdown; Toomer, 3 for 69; Jurevicius, 3 for 50, 2 touchdowns; Dayne, 2 for 30; Comella, 1 for 8.

DALLAS	3	10	0	0	13
ATLANTA	7	0	3	10	20

Cowboys - FG Seder 28	
Falcons - Crumpler 9 pass from Vick (Feely kick)	
Cowboys - FG Seder 39	
Cowboys - Harris 3 pass from Leaf (Seder kick)	
Falcons - FG Feely 31	
Falcons - Kozlowski 1 pass from Johnson (Feely kick)	
Falcons - FG Feely 19	

	Cowboys	Falcons
First Downs	15	12
Total Net Yards	303	201
Net Yards Rushing	207	155
Net Yards Passing	96	46
Passes	22-14	16-7
Sacked/Yards	3/18	3/9
Passes Intercepted By	0	1
Punts-Average	4-43.3	4-32.8
Fumbles-Lost	3-1	2-1
Penalties-Yards	4-41	2-10
Time of Possession	33:06	26:54

## Rushing

Cowboys - T. Hambrick, 20 for 127; Wiley, 7 for 85; Ismail, 1 for 2; Knorr, 1 for 0; Taylor, 1 for 0; Leaf, 3 for -7.  
Falcons - M. Smith, 27 for 148; Christian, 3 for 4; Vick, 2 for 4; Johnson, 1 for -1.

## Passing

Cowboys - Leaf, 14-of-22 for 114 yards, 1 touchdown, 1 interception.  
Falcons - Vick, 4-of-12 for 32 yards, 1 touchdown; Johnson, 3-of-4 for 23 yards, 1 touchdown.

## Receiving

Cowboys - Ismail, 5 for 62; Chiaverini, 2 for 20; Huggins, 2 for 17; Harris, 2 for 8, 1 touchdown; Galloway, 1 for 9; Wiley, 1 for 0; Lucky, 1 for -2.  
Falcons - Jefferson, 2 for 22; Martin, 1 for 11; Crumpler, 1 for 9, 1 touchdown; Kelly, 1 for 7; Mathis, 1 for 5; Kozlowski, 1 for 1, 1 touchdown.





## 2001 SEASON

### Philadelphia 36, Dallas 3

At Dallas, Nov. 18, 2001  
Attendance - 63,204

The Dallas Cowboys saw their record fall to 2-7 following a 36-3 loss to the Philadelphia Eagles at Texas Stadium. After two missed Dallas field goal attempts and an Emmitt Smith fumble at his own 25 yard line, the Eagles opened the scoring midway through the second period with a two-yard Donovan McNabb-to-Chad Lewis touchdown pass. Two series later, Philadelphia added a 24-yard David Akers field goal. Akers then connected from 46 yards out with less than 30 second remaining in the half. On the last play of the half, Jeremiah Trotter intercepted a Ryan Leaf pass and returned it 50 yards for a score to give the Eagles a 20-0 halftime advantage. Akers connected on a 26-yard field goal early in the third quarter and a 28-yard field goal late in the quarter to increase the Eagles lead. Early in the final frame, Jon Hilbert got the Cowboys on the scoreboard with a 30-yard field goal, his first career field goal after two previous misses. The Eagles immediately responded with a 30-yard Akers field goal, his fifth of the day. William Hambrick closed out the scoring on Dallas' next play when he picked off a Leaf pass and returned it 33 yards for a score. Philadelphia's two scores off interceptions marked the ninth time in Cowboys history that an opponent has scored two defensive (interception or fumble) touchdowns in a game and the fourth time it has been accomplished with two interceptions. Reggie Swinton returned seven kickoffs for the Cowboys, tying the second most kickoff returns in a game in club history. Akers' five field goals on the day tied the Cowboys club record for field goals in a game by an opponent.

PHILADELPHIA.....	0	20	6	10	36
DALLAS .....	0	0	0	3	3

Eagles	- Lewis 2 pass from McNabb (Akers kick)
Eagles	- FG Akers 24
Eagles	- FG Akers 46
Eagles	- Trotter 50 interception return (Akers kick)
Eagles	- FG Akers 26
Eagles	- FG Akers 28
Cowboys	- FG Hilbert 30
Eagles	- FG Akers 30
Eagles	- Hampton 33 interception return (Akers kick)

	Eagles	Cowboys
First Downs .....	17	11
Total Net Yards .....	227	213
Net Yards Rushing .....	98	132
Net Yards Passing .....	129	81
Passes .....	32-16	26-11
Sacked/Yards .....	0/0	3/21
Passes Intercepted By .....	2	1
Punts-Average .....	3-47.0	5-33.8
Fumbles-Lost .....	0-0	2-2
Penalties-Yards .....	3-22	10-81
Time of Possession .....	33:40	26:20

### Rushing

Eagles - Staley, 26 for 102; McNabb, 4 for 24; Detmer, 2 for -2; B. Mitchell, 2 for -10; F. Mitchell, 1 for -16.  
Cowboys - E. Smith, 15 for 80; Galloway, 2 for 22; T. Hambrick, 3 for 17; Wiley, 2 for 13; Leaf, 1 for 0.

### Passing

Eagles - McNabb, 16-of-32 for 129 yards, 1 touchdown, 1 interception.  
Cowboys - Leaf, 11-of-26 for 102 yards, 2 interceptions.

### Receiving

Eagles - Staley, 4 for 31; Lewis, 3 for 18, 1 touchdown; Pinkston, 2 for 30; Thrash, 2 for 17; F. Mitchell, 2 for 15; B. Mitchell, 1 for 11; Martin, 1 for 4; Reader, 1 for 3.  
Cowboys - Ismail, 5 for 57; Galloway, 2 for 20; E. Smith, 2 for 10; Lucky, 1 for 9; Harris, 1 for 6.

### Denver 26, Dallas 24

At Dallas, Nov. 22, 2001  
Attendance - 64,104

The Dallas Cowboys saw their record fall to 2-8 with a 26-24 Thanksgiving Day loss to the Denver Broncos at Texas Stadium. The Broncos opened the scoring midway through the first quarter with a 24-yard Jason Elam field goal. The Cowboys immediately responded with a 43-yard Jon Hilbert field goal just before the opening period expired. Denver took the ensuing kickoff and drove 67 yards in 11 plays, culminating in a one-yard Mike Anderson touchdown plunge early in the second frame. Ryan Leaf's fumble on the Cowboys next possession was returned to Dallas' four-yard line, setting up a four-yard Brian Griese-to-Dwayne Carswell touchdown pass on the next play. Early in the second half, Elam connected from 50-yards out, and after Reggie Swinton fumbled the ensuing kickoff, Elam expanded Denver's lead to 23-3 with a 46-yard field goal. As the final period got underway, Elam connected on his fourth field goal of the day, this time from 28 yards out. The Cowboys immediately drove down the field and scored on a one-yard Troy Hambrick run, his first career touchdown. After forcing the Broncos to punt on their next possession, Swinton returned the kick 65 yards for a touchdown - his first career score - to cut Dallas' deficit to 26-17 with 7:29 to play. After the team traded punts, Dallas drove 56 yards in two plays as Hambrick scored his second touchdown, also from one-yard out, to reduce the Broncos advantage to 26-24 with just over a minute to play. Denver recovered the on-side kick and ran the clock out to claim the victory. Swinton's 224 combined return yards on the day - 100 on punt returns and 124 on kickoff returns - was the second highest combined return yardage total in club history, and his 11 combined returns - five punt returns and six kickoff returns - tied the second highest combined return total in club history. The Cowboys 21 fourth quarter points tied the club record for points scored in the fourth quarter and was the fifth time in franchise history the club had scored 21 points in the final frame.

DENVER.....	3	14	6	3	26
DALLAS .....	3	0	0	21	24

Broncos	- FG Elam 24
Cowboys	- FG Hilbert 43
Broncos	- Anderson 1 run (Elam kick)
Broncos	- Carswell 4 pass from Griese (Elam kick)
Broncos	- FG Elam 50
Broncos	- FG Elam 46
Broncos	- FG Elam 28
Cowboys	- T. Hambrick 1 run (Hilbert kick)
Cowboys	- Swinton 65 punt return (Hilbert kick)
Cowboys	- T. Hambrick 1 run (Hilbert kick)

	Broncos	Cowboys
First Downs .....	19	16
Total Net Yards .....	279	191
Net Yards Rushing .....	119	27
Net Yards Passing .....	160	164
Passes .....	29-17	33-17
Sacked/Yards .....	1/11	4/28
Passes Intercepted By .....	0	1
Punts-Average .....	6-46.5	8-45.5
Fumbles-Lost .....	0-0	4-2
Penalties-Yards .....	6-65	5-34
Time of Possession .....	36:34	23:26

### Rushing

Broncos - Anderson, 33 for 118, 1 touchdown; Gary, 2 for 5; Griese, 4 for -4.  
Cowboys - T. Hambrick, 5 for 17, 2 touchdowns; E. Smith, 9 for 9; Wiley, 2 for 1.

### Passing

Broncos - Griese, 17-of-29 for 171 yards, 1 touchdown, 1 interception.  
Cowboys - Leaf, 16-of-32 for 193 yards; Galloway, 1-of-1 for -1 yard.

### Receiving

Broncos - R. Smith, 7 for 81; Carswell, 3 for 11, 1 touchdown; Clark, 2 for 39; Anderson, 2 for 13; Dominguez, 1 for 12; Gary, 1 for 9; Poole, 1 for 6.  
Cowboys - Ismail, 6 for 84; Galloway, 6 for 64; E. Smith, 2 for 7; T. Hambrick, 1 for 23; Lucky, 1 for 9; Huggins, 1 for 5.





## Dallas 20, Washington 14

At Washington, Dec. 2, 2001

Attendance - 85,112

The Dallas Cowboys won on the road for the first time since defeating Carolina in overtime on Oct. 1, 2000 when they topped the Washington Redskins 20-14 at FedEx Field. The victory marked the ninth consecutive time Dallas has defeated Washington, marking the longest winning streak for either team in the 42-year series. For the first time this season, Dallas scored a touchdown on its opening possession when Emmitt Smith scored on a five-yard scamper around right end, his first touchdown of the year. Following a scoreless second period, the Redskins tied the game late in the third quarter when Tony Banks scrambled in for a one-yard touchdown on fourth down. On the Cowboys next possession, Jon Hilbert gave the Cowboys the lead when he connected on a 38-yard field goal early in the final frame. Quincy Carter then connected with Raghbi Ismail on a 64-yard scoring pass to up the Cowboys advantage to 17-7. The touchdown drive covered 94 yards in seven plays. After Izell Reese intercepted a Tony Banks pass and returned it 42 yards to the Washington 21-yard line, Hilbert booted a 39-yard field goal to give the Cowboys a 20-7 lead. With under a minute remaining in the game, Banks hooked up with Rod Gardner on a 15-yard scoring strike. Dexter Coakley recovered the ensuing on-side kick to seal the Cowboys victory. Starting for the first time since Oct. 7 following hamstring surgery, Carter finished the day seven-of-14 for 130 yards, his first career touchdown and an interception. Smith posted his 11th career 100-yard rushing game against Washington with 102 yards on 25 carries, marking his 72nd career regular season 100-yard game. On whole, the Cowboys rushed for 215 yards, their highest rushing total since accumulating 242 yards on the ground against Washington on Dec. 10, 2000.

DALLAS	7	0	0	13	20
WASHINGTON	0	0	7	7	14

Cowboys - Smith 5 run (Hilbert kick)  
 Redskins - Banks 1 run (Conway kick)  
 Cowboys - FG Hilbert 38  
 Cowboys - Ismail 64 pass from Carter (Hilbert kick)  
 Cowboys - FG Hilbert 39  
 Redskins - Gardner 15 pass from Banks

	Cowboys	Redskins
First Downs	19	15
Total Net Yards	337	277
Net Yards Rushing	215	81
Net Yards Passing	122	196
Passes	14-7	32-17
Sacked/Yards	2/8	3/20
Passes Intercepted By	1	1
Punts-Average	3-38.3	6-37.8
Fumbles-Lost	0-0	1-0
Penalties-Yards	7-45	5-36
Time of Possession	34:27	25:33

### Rushing

Cowboys - E. Smith, 25 for 103, 1 touchdown; Wiley, 3 for 61; Hambrick, 10 for 47; Carter, 7 for 5.  
 Redskins - Davis, 17 for 53; Banks, 4 for 25, 1 touchdown; Carter, 1 for 3.

### Passing

Cowboys - Carter, 7-of-14 for 130 yards, 1 touchdown, 1 interception.  
 Redskins - Banks, 17-of-32 for 216 yards, 1 touchdown, 1 interception.

### Receiving

Cowboys - Ismail, 3 for 93, 1 touchdown; Galloway, 1 for 13; Chiaverini, 1 for 10; Harris, 1 for 7; Lucky, 1 for 7.  
 Redskins - Lockett, 4 for 66; Bennett, 3 for 22; Davis, 2 for 32; Westbrook, 2 for 27; Gardner, 2 for 24, 1 touchdown; Carter, 2 for 18; Flemister, 1 for 18; Metcalf, 1 for 9.

## Dallas 20, N.Y. Giants 13

At Dallas, Dec. 9, 2001

Attendance - 61,821

The Dallas Cowboys won their second straight game by defeating the N.Y. Giants 20-13 at Texas Stadium. The Giants opened the scoring with a 35-yard Morton Andersen field goal on the game's opening possession. After the Cowboys recovered a Tiki Barber fumble on their first punt of the game, Jon Hilbert tied the score with a 38-yard field. Andersen booted a 41-yard field goal on New York's next possession and then Kerry Collins hooked up with Marcellus Rivers on a two-yard scoring toss early in the second quarter to give the Giants a 13-3 advantage. With less than a minute remaining in the first half, Hilbert connected from 41 yards out to cut Dallas' halftime deficit to 13-6. Midway through the third period, Quincy Carter hit Raghbi Ismail on a 41-yard pass play to the Giants one yard line setting up Emmitt Smith's one-yard touchdown plunge, to tie the score. Dallas capitalized on a Rodney Williams fumbled punt snap to drive 26 yards for the go-ahead touchdown early in the fourth quarter. On the drive, Carter recorded his second touchdown pass of the season when he hit Jackie Harris with a three-yard pass. Carter finished the day 17-of-26 for 194 yards, marking the highest completion percentage (65.4%) by a Cowboys quarterback this season. Ismail finished with 10 catches for 118 yards, a career-high for receptions and the most catches by a Cowboy since Michael Irvin caught 12 passes at Miami on Oct. 27, 1996. Smith finished with 62 yards on 22 carries, marking his best rushing yards performance against the Giants since running for 122 yards in the Cowboys last win over the Giants (1/2/00). The Cowboys defense rose to the occasion in the second half, limiting New York to 25 rushing yards, 34 net passing yards and three first downs after intermission. Dallas' defense also held the Giants to two-of-12 (16.7%) on third downs, the lowest conversion rate by a Cowboys opponent since limiting Philadelphia to a one-of-15 day (6.7%) on Dec. 20, 1998.

N.Y. GIANTS	6	7	0	0	13
DALLAS	3	3	7	7	20

Giants - FG Andersen 35  
 Cowboys - FG Hilbert 38  
 Giants - FG Andersen 41  
 Giants - Rivers 2 pass from Collins (Andersen kick)  
 Cowboys - FG Hilbert 41  
 Cowboys - E. Smith 1 run (Hilbert kick)  
 Cowboys - Harris 3 pass from Carter (Hilbert kick)

	Giants	Cowboys
First Downs	12	14
Total Net Yards	245	289
Net Yards Rushing	125	104
Net Yards Passing	120	185
Passes	26-13	26-17
Sacked/Yards	1/2	2/9
Passes Intercepted By	0	1
Punts-Average	7-39.9	6-41.5
Fumbles-Lost	3-1	0-0
Penalties-Yards	2-15	6-45
Time of Possession	25:03	34:57

### Rushing

Giants - Barber, 18 for 110; Dayne 4 for 10; R. Williams, 1 for 5; Collins, 1 for 0.  
 Cowboys - E. Smith, 22 for 62, 1 touchdown; T. Hambrick, 4 for 16; Wiley, 4 for 15; Carter, 6 for 11.

### Passing

Giants - Collins, 13-of-26 for 122 yards, 1 touchdown, 1 interception.  
 Cowboys - Carter, 17-of-24 for 194 yards, 1 touchdown.

### Receiving

Giants - Toomer, 4 for 68; Barber, 4 for 26; Hilliard, 2 for 18; Campbell, 2 for 8; Rivers, 1 for 2, 1 touchdown.  
 Cowboys - Ismail, 10 for 118; Harris, 2 for 25, 1 touchdown; Galloway, 2 for 17; Wiley, 1 for 17; Rambo, 1 for 14; E. Smith, 1 for 3.



## 2001 SEASON

### Seattle 29, Dallas 3

At Seattle, Dec. 16, 2001

Attendance - 63,366

The Dallas Cowboys saw their road record fall to 1-5 with a 29-3 loss to the Seattle Seahawks at Husky Stadium. The Seahawks got on the scoreboard first when they took the opening kickoff and drove 70 yards, capped by a one-yard Ricky Watters touchdown run. After Dallas went three-and-out, Seattle added a 22-yard Rian Lindell field goal for a 10-0 advantage. Early in the second period, Jon Hilbert got the Cowboys on the scoreboard with a 37-yard field goal, cutting Dallas' deficit to 10-3 at halftime. Late in the third quarter, Reggie Swinton fumbled a Jeff Feagles punt at his own four yard line and Jamal Brooks kicked the ball out of the end zone to give the Seahawks a safety. Lindell increased Seattle's lead to 15-3 with a 37-yard field goal early in the final frame, then Shaun Alexander scored a seven-yard touchdown on the Seahawks next possession. On the Cowboys first play following the Alexander score, Ike Charlton picked off a Quincy Carter pass and raced 38 yards for the touchdown to close out the scoring. The Charlton interception was the first interception Carter has thrown since returning to the lineup at Washington on Dec. 2, a span of 11-plus quarters. Joey Galloway, in his first return to Seattle since being traded to Dallas in 1999, caught seven passes for 82 yards, a season-high for Galloway in receptions. Dexter Coakley finished the day with 17 tackles, including 15 solo stops - the second highest solo tackle figure in Cowboys history.

DALLAS	0	3	0	0	3
SEATTLE	10	0	2	17	29

Seahawks - Watters 1 run (Lindell kick)  
 Seahawks - FG Lindell 22  
 Cowboys - FG Hilbert 37  
 Seahawks - Swinton fumble out of bounds in end zone for safety  
 Seahawks - FG Lindell 37  
 Seahawks - Alexander 7 run (Lindell kick)  
 Seahawks - Charlton 38 interception return (Lindell kick)

	Cowboys	Seahawks
First Downs	10	22
Total Net Yards	218	312
Net Yards Rushing	102	173
Net Yards Passing	116	139
Passes	33-14	26-13
Sacked/Yards	4/19	1/13
Passes Intercepted By	0	1
Punts-Average	7-35.7	4-47.0
Fumbles-Lost	3-0	1-0
Penalties-Yards	6-70	0-0
Time of Possession	25:18	34:42

### Rushing

Cowboys - Carter, 6 for 40; E. Smith, 12 for 39; Ismail, 2 for 20; T. Hambrick, 1 for 3.

Seahawks - Watters, 28 for 104, 1 touchdown; Alexander, 7 for 27, 1 touchdown; Hasselbeck, 3 for 19; Strong, 4 for 12; Evans, 2 for 11.

### Passing

Cowboys - Carter, 14-of-33 for 135 yards, 1 interception.

Seahawks - Hasselbeck, 13-of-25 for 152 yards; Feagles, 0-of-1 for 0 yards.

### Receiving

Cowboys - Galloway, 7 for 82; Ismail, 3 for 24; Huggins, 2 for 4; Chiaverini, 1 for 17; Wiley, 1 for 8.

Seahawks - Watters, 5 for 34; Jackson, 4 for 85; Robinson, 2 for 19; Fauria, 2 for 14.

### Arizona 17, Dallas 10

At Arizona, Dec. 23, 2001

Attendance - 48,883

In their final NFC East visit to Sun Devil Stadium, the Dallas Cowboys fell to the Arizona Cardinals 17-10 in the last divisional match-up between these long-time rivals. In 2002, Arizona will move to the NFC West with NFL re-alignment. But in this meeting, Jon Hilbert got Dallas on the scoreboard first with a 27-yard field goal just before the first quarter expired. On the Cowboys next offensive play, Ronald McKinnon intercepted a Quincy Carter pass that had been tipped at the line of scrimmage and returned it 24 yards for the score. Three plays later, Carter hit Reggie Swinton with a 45-yard scoring pass - Swinton's first career receiving touchdown - to reclaim the lead at 10-7. The Cardinals took the lead for good when Michael Pittman scored on a one-yard plunge late in the first half. Cedric Oglesby gave Arizona a 17-10 halftime advantage with a 34-yard field goal set up by Kwamie Lassiter's interception of Carter. Both teams missed second half field goal attempts to make the final score 17-10. Emmitt Smith finished his final divisional game in Arizona with 128 yards on 26 carries, including 95 yards on 14 second half rushes. His rushing yardage was the team's highest individual effort for the season and Smith's best performance since rushing for 150 yards on 23 carries against Washington on Dec. 10, 2000. Swinton returned four punts for 67 yards (16.8 avg.), including a 43 yard return - his third punt return of more than 40 yards this season.

DALLAS	3	7	0	0	10
ARIZONA	0	17	0	0	17

Cowboys - FG Hilbert 27  
 Cardinals - McKinnon 24 interception return (Oglesby kick)  
 Cowboys - Swinton 45 pass from Carter (Hilbert kick)  
 Cardinals - Pittman 1 run (Oglesby kick)  
 Cardinals - FG Oglesby 34

	Cowboys	Cardinals
First Downs	21	11
Total Net Yards	343	209
Net Yards Rushing	174	75
Net Yards Passing	169	134
Passes	29-16	31-17
Sacked/Yards	1/7	1/10
Passes Intercepted By	0	2
Punts-Average	4-41.0	8-41.4
Fumbles-Lost	2-1	0-0
Penalties-Yards	9-65	5-27
Time of Possession	37:14	22:46

### Rushing

Cowboys - E. Smith, 26 for 128; Hambrick, 4 for 27; Wiley, 3 for 13; Carter, 5 for 12; Ismail, 1 for -2; Swinton, 1 for -4.

Cardinals - Pittman, 14 for 58, 1 touchdown; Jones, 4 for 18; Plummer, 1 for 0; Boston, 1 for -1.

### Passing

Cowboys - Carter, 16-of-28 for 176 yards, 1 touchdown, 2 interceptions; Knorr, 0-of-1 for 0 yards.  
 Cardinals - Plummer, 17-of-31 for 144 yards.

### Receiving

Cowboys - Swinton, 3 for 72, 1 touchdown; Galloway, 3 for 28; Harris, 3 for 21; Wiley, 2 for 6; Lucky, 2 for 29; E. Smith, 1 for 11; Witherspoon, 1 for 9.

Cardinals - Jackson, 4 for 14; Boston, 3 for 26; Jones, 3 for 12; Makovicka, 3 for 12; Sanders, 2 for 69; Mitchell, 2 for 11.





## Dallas 27, San Francisco 21

At Dallas, Dec. 20, 2001

Attendance - 64,366

In their final home game of the season, the Dallas Cowboys defeated the San Francisco 49ers 27-21 at Texas Stadium. Following a scoreless first period, Jon Hilbert put the Cowboys on the score board with a 22-yard field goal early in the second frame. The 49ers immediately responded with a six-yard Jeff Garcia touchdown run to give San Francisco a 7-3 advantage following a failed on-side kick attempt by Dallas. On their next possession, the Cowboys reclaimed the lead with a two-yard Quincy Carter-to-Darrin Chiaverini touchdown pass. San Francisco took a 14-10 lead into the locker room at halftime after Garcia hooked up with J.J. Stokes on a seven-yard touchdown pass just before the first half expired. Dallas took the opening kickoff of the second half and drove 75 yards, capped by a one-yard Carter sneak for a touchdown and a 17-14 advantage. After holding the 49ers to a three-and-out series, Carter found Joey Galloway down the right sidelines for a 47-yard touchdown midway through the third quarter. Early in the final period, Hilbert extended the Cowboys advantage to 27-14 with a 20-yard field goal. San Francisco blocked a Micah Knorr punt and Garcia hooked up with Stokes for a three-yard touchdown with 0:39 remaining in the game to make things interesting. Dallas recovered the ensuing on-side kick to preserve the victory. On his third carry of the game - an eight yard run around left end - Emmitt Smith became the second player in NFL history to eclipse the 16,000 career rushing yards mark (Walter Payton). Smith finished the day with 126 yards on 26 carries. Galloway finished the day with six catches for a career-high 146 yards and a touchdown, the highest receiving yards total of the season for the Cowboys. Carter finished the game 15-of-25 for a career-high 241 yards and two touchdowns, the highest passing yardage total of the season for any Cowboys quarterback. The 11 converted third downs by Dallas were the most by a Cowboys team since converting 11 at Philadelphia on Oct. 16, 1983. The Cowboys defense held the 49ers to 56 rushing yards, the lowest total since holding Green Bay to 40 rushing yards on Nov. 14, 1999.

SAN FRANCISCO	0	14	0	7	21
DALLAS	0	10	14	3	27

Cowboys - FG Hilbert 22  
 49ers - Garcia 6 run (Cortez kick)  
 Cowboys - Chiaverini 2 pass from Carter (Hilbert kick)  
 49ers - Stokes 7 pass from Garcia (Cortez kick)  
 Cowboys - Carter 1 run (Hilbert kick)  
 Cowboys - Galloway 47 pass from Carter (Hilbert kick)  
 Cowboys - FG Hilbert 20  
 49ers - Stokes 3 pass from Garcia

	49ers	Cowboys
First Downs	16	24
Total Net Yards	285	420
Net Yards Rushing	56	186
Net Yards Passing	229	234
Passes	36-21	25-15
Sacked/Yards	0/0	1/7
Passes Intercepted By	0	0
Punts-Average	4-38.5	4-25.5
Fumbles-Lost	1-1	0-0
Penalties-Yards	2-10	5-27
Time of Possession	22:11	37:49

### Rushing

49ers - Hearst, 11 for 35; Barlow, 5 for 15; Garcia, 1 for 6, 1 touchdown; Jackson, 1 for 0.  
 Cowboys - E. Smith, 26 for 126; Carter, 10 for 30, 1 touchdown; Wiley, 4 for 24; T. Hambrick, 4 for 6.

### Passing

49ers - Garcia, 21-of-36 for 229 yards, 2 touchdowns.  
 Cowboys - Carter, 15-of-25 for 241 yards, 2 touchdowns.

### Receiving

49ers - Owens, 5 for 93; Stokes, 4 for 47, 2 touchdowns; Johnson, 4 for 33; Streets, 2 for 27; Hearst, 2 for 3; Barlow, 1 for 13; Jackson, 1 for 6; Sutherland, 1 for 5; Swift, 1 for 2.  
 Cowboys - Galloway, 6 for 146, 1 touchdown; Ismail, 3 for 46; T. Hambrick, 1 for 27; Lucky, 1 for 7; Rambo, 1 for 6; E. Smith, 1 for 4; Wiley, 1 for 3; Chiaverini, 1 for 2, 1 touchdown.

## Detroit 15, Dallas 10

At Detroit, Jan. 6, 2002

Attendance - 77,512

The Dallas Cowboys closed out the 2001 season with a 15-10 loss to the Detroit Lions in the Pontiac Silverdome. After a missed Jason Hanson field goal left the score tied at 0-0 at the end of the first quarter, Emmitt Smith got the Cowboys on the scoreboard early in the second period with a two-yard touchdown run. The Lions immediately responded with a 20-yard Ty Detmer-to-David Sloan touchdown pass, leaving the score 7-6 following the missed extra point. Early in the third quarter, Hanson connected on a 47-yard field goal to give Detroit a 9-7 advantage. As the final frame began, Jon Hilbert helped Dallas re-stake the lead with a 33-yard field goal. Midway through the quarter, Detmer connected with Johnnie Morton on a 16-yard touchdown pass that, following the missed two-point conversion attempt, gave the Lions their final margin of victory at 15-10. With a 13-yard, third quarter burst, Smith surpassed the 1,000-rushing yard mark for the season, making him the first player in NFL history to rush for more than 1,000 yards in 11 consecutive seasons. He finished the year with 1,021 yards after rushing for 77 yards against the Lions. Middle linebacker Dat Nguyen finished the day with 13 tackles, giving him 172 stops for the season - the second highest single-season tackle figure in Cowboys history (Eugene Lockhart - 222).

DALLAS	0	7	0	3	10
DETROIT	0	6	3	6	15

Cowboys - Smith 2 run (Hilbert kick)  
 Lions - Sloan 20 pass from Detmer (two-point attempt failed)  
 Lions - FG Hanson 47  
 Cowboys - FG Hilbert 33  
 Lions - Morton 16 pass from Detmer (two-point attempt failed)

	Cowboys	Lions
First Downs	12	20
Total Net Yards	264	366
Net Yards Rushing	106	124
Net Yards Passing	158	242
Passes	26-11	40-24
Sacked/Yards	0/0	0/0
Passes Intercepted By	0	1
Punts-Average	6-40.3	5-39.8
Fumbles-Lost	0-0	0-0
Penalties-Yards	9-99	1-5
Time of Possession	26:30	33:30

### Rushing

Cowboys - E. Smith, 18 for 77, 1 touchdown; Carter, 4 for 15; T. Hambrick, 2 for 9; Wiley, 3 for 5.  
 Lions - Stewart, 13 for 69; Schlesinger, 5 for 26; Cason, 5 for 19; Morton, 1 for 6; Detmer, 4 for 4.

### Passing

Cowboys - Carter, 11-of-26 for 158 yards, 1 interception.  
 Lions - Detmer, 24-of-40 for 242 yards, 2 touchdowns.

### Receiving

Cowboys - Ismail, 4 for 71; Galloway, 3 for 58; Harris, 3 for 18; T. Hambrick, 1 for 11.  
 Lions - Morton, 8 for 86, 1 touchdown; Cason, 4 for 32; Sloan, 3 for 1, 1 touchdown; Warren, 3 for 25; Emanuel, 2 for 33; Schlesinger, 2 for 17; Trejo, 1 for 20; Stewart, 1 for 1.



## 2001 Regular Season Statistics

RECORD: 5-11  
FIFTH PLACE, NFC EAST  
HEAD COACH: DAVE CAMPO

Date	W/L	Score	Opponent	Att.
9/9	L	6-10	TAMPA BAY	61,521
9/23	L	21-32	SAN DIEGO	63,430
9/30	L	18-40	@ Philadelphia	66,621
10/7	L	21-28	@ Oakland	61,535
10/15	W	9-7	WASHINGTON	63,941
10/21			- Bye -	
10/28	W	17-3	ARIZONA	63,114
11/4	L	24-27	@ N.Y. Giants (OT)	78,673
11/11	L	13-20	@ Atlanta	69,010
11/18	L	3-36	PHILADELPHIA	63,204
11/22	L	24-26	DENVER	64,104
12/2	W	20-14	@ Washington	85,112
12/9	W	20-13	N.Y. GIANTS	61,821
12/16	L	3-29	@ Seattle	63,366
12/23	L	10-17	@ Arizona	48,883
12/30	W	27-21	SAN FRANCISCO	64,366
1/6/02	L	10-15	@ Detroit	77,512

TEAM STATISTICS	DALLAS	OPP
FIRST DOWNS	247	272
Rushing	114	90
Passing	110	160
Penalty	23	22
Third Down-Made/Att	71/215	76/214
Third Down Efficiency	33.0	35.5
Fourth Down-Made/Att	4/16	8/15
TOTAL NET YARDS	4,402	4,599
Avg. Per Game	275.1	287.4
Total Plays	952	985
Avg. Per Play	4.6	4.7
NET YARDS RUSHING	2,184	1,710
Avg. Per Game	136.5	106.9
Total Rushes	505	472
Avg. Per Rush	4.3	3.6
NET YARDS PASSING	2,218	2,889
Avg. Per Game	138.6	180.6
Sacked/Yards Lost	34/190	24/130
Gross Yards	2,408	3,019
Att./Completions	413/210	489/287
Completion Pct.	50.8	58.7
Had Intercepted	20	9
PUNTS/AVERAGE	81/38.7	79/41.7
Net Punting Avg.	31.1	34.5
PUNT RET./AVG.	41/12.0	38/13.0
KICKOFF RET./AVG.	64/23.1	54/21.6
INT./AVG. RET.	9/21.2	20/17.2
PENALTIES/YARDS	92/744	69/634
FUMBLES/BALL LOST	25/14	29/16
TOUCHDOWNS	26	37
Rushing	8	12
Passing	14	20
Returns	4	5
EXTRA POINT/ATTEMPTS	24/26	33/37
Kicking Made-Attempts	24/24	33/34
Passing Made-Attempts	0/2	0/3
Rushing Made-Attempts	0/0	0/0
FIELD GOALS/ATTEMPTS	22/33	27/36
AVG TIME OF POSS.	30:13	29:47

SCORE BY QUARTERS	1	2	3	4	OT	T
COWBOYS	38	81	45	82	0	246
Opponents	60	131	54	90	3	338

					AVG	PCT		PCT			
PASSING	ATT	COMP	YDS	PCT	ATT	TD	INT	INT	LG	SKS/YDS	RATING
Carter	176	90	1,072	51.1	6.09	5	2.8	7	4.0	641	12/56 63.0
Wright	98	48	529	49.0	5.40	5	5.1	5	5.1	801	5/30 61.1
Leaf	88	45	494	51.1	5.61	1	1.1	3	3.4	38	12/82 57.7
Stoerner	49	26	314	53.1	6.41	3	6.1	5	10.2	28	5/22 53.8
Galloway	1	1	-1	100.0	-1.00	0	0.0	0	0.0	-1	0/0 79.2
Knorr	1	0	0	0.0	0.00	0	0.0	0	0.0	0	0/0 39.6
COWBOYS	413	210	2,408	50.8	5.83	14	3.4	20	4.8	801	34/190 59.9
Opponents	489	287	3,019	58.7	6.17	20	4.1	9	1.8	78	24/130 82.7

RUSHING	ATT	YDS	AVG	LG	TD
E. Smith	261	1,021	3.9	44	3
T. Hambrick	113	579	5.1	80	2
Wiley	34	247	7.3	58	0
Carter	45	150	3.3	17	1
Wright	17	57	3.4	12	0
Thomas	6	40	6.7	24	0
Galloway	3	32	10.7	16	0
Ismail	8	31	3.9	11	0
Stoerner	9	27	3.0	13	1
Seder	1	8	8.0	81	1
Chiaverini	1	3	3.0	3	0
Knorr	1	0	0.0	0	0
Taylor	1	0	0.0	0	0
Swinton	1	-4	-4.0	-4	0
Leaf	4	-7	-1.8	0	0
COWBOYS	505	2,184	4.3	80	8
Opponents	472	1,710	3.6	48	12

RECEIVING	ATT	YDS	AVG	LG	TD
Ismail	53	834	15.7	801	2
Galloway	52	699	13.4	471	3
E. Smith	17	116	6.8	22	0
Wiley	16	99	6.2	17	1
Harris	15	141	9.4	28	2
Lucky	13	96	7.4	16	1
Chiaverini	10	107	10.7	21	2
Huggins	8	36	4.5	10	0
Swinton	7	117	16.7	451	1
McGarity	6	45	7.5	11	1
Thomas	5	19	3.8	6	1
Hambrick	4	62	15.5	27	0
Rambo	3	28	9.3	14	0
Witherspoon	1	9	9.0	9	0
COWBOYS	210	2,408	11.5	801	14
Opponents	287	3,019	10.5	78	20

INTERCEPTIONS	NO	YDS	AVG	LG	TD
Woodson	3	11	3.7	6	0
Coakley	2	39	19.5	291	2
Hawthorne	2	28	14.0	22	0
Edwards	1	71	71.0	711	1
Reese	1	42	42.0	42	0
COWBOYS TOT.	9	191	21.2	711	3
Opp. Totals	20	344	17.2	501	4

## USUAL STARTERS

WR	Raghib Ismail	LE	Greg Ellis
LT	Rozell Adams	NT	Brandon Noble
LG	Larry Allen	DT	Mike Myers
C	Mark Stepanoski	RE	Peppi Zellner
RG	Kelvin Garmon	WLB	Dexter Coakley
RT	Solomon Page	MLB	Dat Nguyen
TE	Jackie Harris (12)/Mike Lucky (4)	SLB	Markus Steele(10)/Darren Hambrick (5)
WR	Joey Galloway	RCB	Mano Edwards
QB	Quincy Carter(8)/Ryan Leaf(3)/Anthony Wright(3)/Clint Stoerner(2)	LCB	Duane Hawthorne (11)/Izeli Reese (3)
RB	Ermitt Smith	SS	Darren Woodson
FB	Troy Hambrick (9)/Robert Thomas (5)	FS	George Teague

PUNTING	NO	YDS	AVG	TD	INT	LG	BL	NET
Knorr	78	3,135	40.2	6	25	57	3	31.1
COWBOYS	81	3,135	38.7	6	25	57	3	31.1
Opponents	79	3,298	41.7	4	29	62	0	34.4

PUNT RETURNS	NO	FC	YDS	AVG	LG	TD
Swinton	31	8	414	13.4	651	1
McGarity	6	2	38	6.3	17	0
Rambo	2	0	15	7.5	13	0
Ismail	1	3	20	20.0	20	0
Galloway	1	0	6	6.0	6	0
COWBOYS	41	13	493	12.0	651	1
Opponents	38	18	493	13.0	74	0

KICKOFF RETURNS	NO	YDS	AVG	LG	TD
Swinton	56	1,327	23.7	77	0
Wiley	4	90	22.5	40	0
Rambo	2	30	15.0	19	0
Larrimore	1	22	22.0	22	0
Evans	1	7	7.0	7	0
COWBOYS TOT.	64	1,476	23.1	77	0
Opp. Totals	54	1,164	21.6	61	0

FIELD GOALS	11-19	20-29	30-39	40-49	50+
Seder	0-0	5-5	3-3	3-6	0-1
Hilbert	0-0	3-3	6-6	2-7	0-0

COWBOYS	0-0	8-8	9-1	5-13	0-1
Opponents	2-2	10-10	6-8	8-11	1-5

Seder: (22,46), (1,41,43), (348,418), (41M,28,52M,39,26), (31), (22,47M,34M), (28,39), (0,0,0,0,0,0,0,0)  
Hilbert: (0,0,0,0,0,0,0,0), (478,41M,30), (43), (44M,38,39), (38,41,48M), (37), (27,41M), (22,20), (33)  
Opponents: (39,52M), (22,24,23,41M,43), (40,19), (1,44M), (27), (40,59M,42), (31,36M,19), (24,46,26,28,30), (24,50,48,28), (1,35,41), (22,37), (34,35M), (46M), (51M,51M,47)

SCORING	TD	TD	TD	2P	FG	PAT	S	TP
Seder	1	0	0	0	11/17	12/12	0	51
Hilbert	0	0	0	0	11/15	12/12	0	45
Galloway	0	3	0	0	0/0	0/0	0	18
Smith	3	0	0	0	0/0	0/0	0	18
Chiaverini	0	2	0	0	0/0	0/0	0	12
Coakley	0	0	2 <sup>a</sup>	0	0/0	0/0	0	12
Hambrick	2	0	0	0	0/0	0/0	0	12
Harris	0	2	0	0	0/0	0/0	0	12
Ismail	0	2	0	0	0/0	0/0	0	12
Swinton	0	1	1 <sup>c</sup>	0	0/0	0/0	0	12
Carter	1	0	0	0	0/0	0/0	0	6
Edwards	0	0	1 <sup>d</sup>	0	0/0	0/0	0	6
Lucky	0	1	0	0	0/0	0/0	0	6
McGarity	0	1	0	0	0/0	0/0	0	6
Stoerner	1	0	0	0	0/0	0/0	0	6
Thomas	0	1	0	0	0/0	0/0	0	6
Wiley	0	1	0	0	0/0	0/0	0	6
COWBOYS	8	14	4	0	22/33	24/24	0	246
Opponents	12	20	5	0	27/36	33/34	1	338

2-Pt Conversions: Cowboys 0-2; Opponents 0-3

<sup>a</sup> 10-yard interception return vs. Arizona (10/28)

<sup>b</sup> 29-yard interception return @ N.Y. Giants (11/4)

<sup>c</sup> 71-yard interception return @ N.Y. Giants (11/4)

<sup>d</sup> 65-yard punt return vs. Denver (11/22)

<sup>e</sup> 100-yard fumble return @ Philadelphia (9/30)

<sup>f</sup> Moore 50 interception ret. vs. Philadelphia (11/18)

<sup>g</sup> Hampton 38 interception ret. vs. Philadelphia (11/18)

<sup>h</sup> Charlton 33 interception return @ Seattle (12/16)

<sup>i</sup> McKinnon 24 interception return @ Arizona (12/23)

<sup>j</sup> Swinton fumble punt out of end zone @ Seattle (12/16)





## 2001 Defensive Statistics

	Tackles		Sacks	Tkl/ Loss	QB Pres.	Int	Pass Def.	Fumbles For.-Rec.	Blk. Kick	Special Teams	
	Solo-Asst.	Total								Solo-Asst.	Total
1. Nguyen, Dat	104-68	— 172		9(-18)	5		4				
2. Coakley, Dexter	79-55	— 134		2(-2)	1	2	5	2-1		5-1	— 6
3. Woodson, Darren	72-59	— 131		9(-16)	10	3	9	2-1		8-3	— 11
4. Ellis, Greg	46-37	— 83	6.0 (-9)	7(-12)	26		7	4-2			
5. Teague, George	48-31	— 79		1(-1)			5	1-0		4-4	— 8
6. Hawthorne, Duane	54-18	— 72				2	9			2-1	— 3
7. Myers, Michael	39-33	— 72	3.5 (-22)	4(-10)	18		2	0-1			
8. Edwards, Mario	48-10	— 58		2(-2)		1	11	0-1			
9. Noble, Brandon	32-24	— 56	3.5 (-19)	4(-7)	6		4	0-2			
10. Zellner, Peppi	35-18	— 53	3.0 (-26)	5(-7)	22		1	1-1			
11. Steele, Markus	34-17	— 51		2(-9)	1		1			2-1	— 3
12. Reese, Izell	24-13	— 37	3.0 (-18)	1(-3)	2	1	3	1-0		4-4	— 8
13. Evans, Demetric	15-20	— 35	1.0 (-3)	1(-1)	5		2	1-0		2-4	— 6
14. Hambrick, Darren	19-12	— 31			1		1	1-0		1-1	— 2
15. Nix, John	13-9	— 22			4			2-0			
16. Brooks, Jamal	9-12	— 21						1-0		12-8	— 20
17. Grant, Orantes	12-4	— 16		1(-1)	1			1-1		6-2	— 8
18. Dennis, Pat	11-3	— 14					8			6-2	— 8
19. Larrimore, Kareem	7-1	— 8					2				
20. Frisch, Byron	4-4	— 8	3.0 (-31)	1(-16)	1		1	1-0			
21. Dixon, Tony	3-2	— 5	1.0 (-2)		1					5-2	— 7
22. Scott, Lynn	2-3	— 5						0-2		6-9	— 15
23. Underwood, Dimitrius	2-1	— 3			2		1				
24. Ekuban, Ebenezer	1-0	— 1			1						
Bell, Jason										15-6	— 21
Hambrick, Troy								1-1		6-2	— 8
Knorr, Micah								0-1		4-3	— 7
Williams, Randal										3-4	— 7
Wiley, Michael								0-1		1-3	— 4
Adams, Keith										1-2	— 3
Rambo, Ken-Yon										1-1	— 2
Chevrier, Randy										0-1	— 1
Solwold, Mike										0-1	— 1
Thomas, Robert								0-1		0-1	— 1
Adams, Flozell											

## 2001 Game-by-Game

## COWBOYS OFFENSE

[illegible]

3RD DOWN EFFICIENCY	9/9	TAMPA BAY	8-15	53.3%	10/15	WASHINGTON	4-11	36.4%	11/18	PHILADELPHIA	7-17	41.2%	12/16	SEATTLE	3-13	23.1%
	9/23	SAN DIEGO	9-18	50.0%	10/28	ARIZONA	4-13	30.8%	11/22	DENVER	4-14	28.6%	12/23	ATLANTA	3-14	21.4%
	9/30	PHILADELPHIA	5-15	33.0%	11/4	N.Y. GIANTS	3-11	27.3%	12/2	WASHINGTON	3-12	25.0%	12/30	SAN FRANCISCO	5-12	41.7%
	10/7	PHILADELPHIA	7-11	63.6%	11/11	ATLANTA	2-11	18.2%	12/9	N.Y. GIANTS	2-12	16.7%	1/6/02	DETROIT	7-15	46.7%



# 2001 Game-by-Game

## COWBOYS DEFENSE

FIRST DOWNS				TOTAL OFF.				RUSHING				PASSING				INT BY DAL.				PUNTS				PUNT RETURNS				KO RETURNS				PEN.				FUM.				SCORING																																	
T	R	Pa	Pe	YDS	PLYS	YDS	ATT	YDS	SK/YD	ATT	COM	I	NO	YDS	TD	NO	YDS	FC	TD	NO	YDS	TD	NO	YDS	TD	NO	YDS	NO/LT	TD	TDr	Tdp	Tdt	PAT	2 PT	FG	T.O.P.																																					
TAMPA BAY																																								19	3	13	3	263	69	71	33	192	2/3	34	25	1	2	17	0	4-42.3	2	0	1	0	1	13	0	6-61	1/1	1	1	0	0	1/1	0/0	1/2	36:32
SAN DIEGO																																								26	7	17	2	475	77	130	38	345	1/3	38	23	0	3	45	0	3-37.3	1	-2	3	0	3	86	0	3-57	2/1	3	1	2	0	2/2	0/1	4/5	37:59
@Philadelphia																																								14	5	7	2	276	60	131	30	145	2/17	28	14	0	1	14	0	7-40.6	4	57	2	0	3	69	0	10-81	5/3	5	1	3	1	4/5	0/0	2/2	30:29
@Oakland																																								23	7	14	2	308	63	101	34	207	1/2	28	21	0	0	0	0	3-46.7	3	25	0	0	3	60	0	8-70	2/2	4	3	1	0	4/4	0/0	0/0	31:11
WASHINGTON																																								10	4	6	0	226	46	103	26	123	2/9	18	10	0	1	36	0	7-39.9	1	2	1	0	3	35	0	7-60	2/1	1	0	1	0	1/1	0/0	0/1	23:15
ARIZONA																																								17	4	13	0	292	65	75	22	217	2/16	41	25	2	1	36	0	3-43.0	3	21	0	0	4	91	0	5-72	3/2	0	0	0	0	0/0	0/0	1/1	30:12
@N.Y. Giants																																								19	5	14	0	358	64	93	26	265	4/15	34	24	2	4	35	0	5-51.2	1	22	0	0	5	85	0	4-43	6/3	3	0	3	0	3/3	0/0	2/3	38:00
@Atlanta																																								12	5	5	2	201	52	155	33	46	3/9	16	7	0	1	8	0	4-32.8	3	139	1	0	4	102	0	2-10	2/1	2	0	2	0	2/2	0/0	2/3	26:54
PHILADELPHIA																																								17	8	7	2	227	67	98	35	129	0/0	32	16	1	2	83	2	3-47.0	3	38	0	0	2	78	0	3-22	0/0	3	0	1	2	3/3	0/0	5/5	33:40
DENVER																																								19	8	9	2	279	69	119	39	160	1/11	29	17	1	0	0	0	6-46.5	4	63	0	0	4	68	0	6-65	0/0	2	1	1	0	2/2	0/0	4/4	36:34
@Washington																																								15	5	9	1	277	57	81	22	196	3/20	32	17	1	1	0	0	6-37.8	1	34	0	0	5	124	0	5-36	1/0	2	1	1	0	2/2	0/0	0/0	25:33
N.Y. GIANTS																																								12	5	7	0	245	51	125	24	120	1/2	26	13	1	0	0	0	7-39.9	3	17	0	0	5	121	0	2-15	3/1	1	0	1	0	1/1	0/0	2/2	25:03
@Seattle																																								22	12	7	3	312	71	173	44	139	1/13	26	13	0	1	38	1	4-47.0	1	12	3	0	3	51	0	0-0	1/0	3	2	0	1	3/3	0/0	2/2	34:42
@Arizona																																								11	4	6	1	209	52	75	20	134	1/10	31	17	0	2	32	1	8-41.4	3	27	0	0	3	78	0	5-27	0/0	2	1	0	1	2/2	0/0	1/2	22:46
SAN FRANCISCO																																								16	2	13	1	285	54	56	18	229	0/0	36	21	0	0	0	0	4-38.5	1	15	0	0	4	77	0	2-10	1/1	3	1	2	0	3/3	0/0	0/1	22:11
@Detroit																																								20	6	13	1	366	68	124	28	242	0/0	40	24	0	1	0	0	5-39.8	4	23	2	0	2	26	0	1-5	0/0	2	0	2	0	0/0	0/2	1/3	33:30
TOTALS																																								272	90	160	22	4,599	985	1,710	472	2,889	24/130	489	287	9	20	344	4	79-41.7	38	493	13	0	54	1,164	0	69-634	29/16	37	12	20	5	33/34	0/3	27/36	29:47

### 3RD DOWN

### EFFICIENCY

9/9 TAMPA BAY ..... 8-15 53.3%  
 9/23 SAN DIEGO ..... 9-18 50.0%  
 9/30 @ Philadelphia ..... 5-15 33.0%  
 10/7 @ Oakland ..... 7-11 63.4%

10/15 WASHINGTON ..... 4-11 36.4%  
 10/28 ARIZONA ..... 4-13 30.8%  
 11/4 @ N.Y. Giants ..... 3-11 27.3%  
 11/11 @ Atlanta ..... 2-11 18.2%

11/18 PHILADELPHIA ..... 7-17 41.2%  
 11/22 DENVER ..... 4-14 28.6%  
 12/2 @ Washington ..... 3-12 25.0%  
 12/9 N.Y. GIANTS ..... 2-12 16.7%

12/16 @ Seattle ..... 3-13 23.1%  
 12/23 @ Arizona ..... 3-14 21.4%  
 12/30 SAN FRANCISCO ..... 5-12 41.7%  
 1/6/02 @ Detroit ..... 7-15 46.7%





## Individual Game-by-Game Rushing

		Emmitt Smith					Troy Hambrick					Michael Wiley				
		No.	Yds	Avg.	Long	TD	No.	Yds	Avg.	Long	TD	No.	Yds	Avg.	Long	TD
9/9	Tampa Bay	13	40	3.1	14	0	1	10	10.0	10	0	1	2	2.0	2	0
9/23	San Diego	17	85	5.0	16	0	2	6	3.0	4	0	1	3	3.0	3	0
9/30	@ Philadelphia	16	58	3.6	39	0	10	107	10.7	80	0	2	8	4.0	5	0
10/7	@ Oakland	16	25	1.6	12	0	4	24	6.0	19	0					
10/15	Washington	25	107	4.3	24	0	9	68	7.6	27	0					
10/28	Arizona	21	83	4.0	13	0	4	18	4.5	8	0	1	12	12.0	12	0
11/4	@ N.Y. Giants	INJURED - Knee					30	77	2.6	16	0	1	5	5.0	5	0
11/11	@ Atlanta	INJURED - Knee					20	127	6.4	47	0	7	85	12.1	58	0
11/18	Philadelphia	15	80	5.3	27	0	3	17	5.7	15	0	2	13	6.5	9	0
11/22	Denver	9	9	1.0	7	0	5	17	3.4	11	2	2	1	0.5	3	0
12/2	@ Washington	25	102	4.1	15	1	10	47	4.7	13	0	3	61	20.3	46	0
12/9	N.Y. Giants	22	62	2.8	44	1	4	16	4.0	10	0	4	15	3.8	6	0
12/16	@ Seattle	12	39	3.3	18	0	1	3	3.0	3	0					
12/23	@ Arizona	26	128	4.9	15	0	4	27	6.8	12	0	3	13	4.3	9	0
12/30	San Francisco	26	126	4.8	22	0	4	6	1.5	10	0	4	24	6.0	19	0
1/6	@ Detroit	18	77	4.3	28	1	2	9	4.5	7	0	3	5	1.7	4	0
TOTAL		2611	021	3.9	44	3	113	579	5.1	80	2	34	247	7.3	58	0

		Quincy Carter					Anthony Wright					Robert Thomas				
		No.	Yds	Avg.	Long	TD	No.	Yds	Avg.	Long	TD	No.	Yds	Avg.	Long	TD
9/9	Tampa Bay	4	16	2.6	17	0						2	28	14.0	24	0
9/23	San Diego	INJURED - Thumb					4	5	1.3	8	0	1	2	2.0	2	0
9/30	@ Philadelphia	INJURED - Thumb					1	2	2.0	2	0	1	6	6.0	6	0
10/7	@ Oakland	3	21	7.0	15	0	4	18	4.5	8	0	1	2	2.0	2	0
10/15	Washington	INJURED - Hamstring					8	32	4.0	12	0	1	2	2.0	2	0
10/28	Arizona	INJURED - Hamstring					I.R. - Knee					I.R. - Ankle				
11/4	@ N.Y. Giants	INJURED - Hamstring														
11/11	@ Atlanta	INJURED - Hamstring														
11/18	Philadelphia	INJURED - Hamstring														
11/22	Denver	INJURED - Hamstring														
12/2	@ Washington	7	5	0.8	10	0										
12/9	N.Y. Giants	6	11	1.8	11	0										
12/16	@ Seattle	6	40	6.7	13	0										
12/23	@ Arizona	5	12	2.4	6	0										
12/30	San Francisco	10	30	3.0	10	1										
1/6	@ Detroit	4	15	3.8	7	0										
TOTAL		45	160	3.3	17	1	17	57	3.4	12	0	6	40	6.7	24	0

		Joey Galloway					Raghib Ismail					Clint Stoerner				
		No.	Yds	Avg.	Long	TD	No.	Yds	Avg.	Long	TD	No.	Yds	Avg.	Long	TD
9/9	Tampa Bay						2	3	1.5	5	0					
9/23	San Diego											1	0	0.0	0	0
9/30	@ Philadelphia															
10/7	@ Oakland	1	10	10.0	10	0										
10/15	Washington						1	-1	-1.0	-1	0					
10/28	Arizona						1	9	9.0	9	0	7	23	3.3	13	1
11/4	@ N.Y. Giants											1	4	4.0	4	0
11/11	@ Atlanta						1	2	2.0	2	0					
11/18	Philadelphia	2	22	11.0	16	0										
11/22	Denver															
12/2	@ Washington															
12/9	N.Y. Giants															
12/16	@ Seattle						2	20	10.0	11	0					
12/23	@ Arizona						1	-2	-2.0	-2	0					
12/30	San Francisco															
1/6	@ Detroit															
TOTAL		3	32	10.7	16	0	8	31	3.9	11	0	9	27	3.0	13	1





# Individual Game-by-Game Receiving

		<b>Raghib Ismail</b>					<b>Joey Galloway</b>					<b>Emmitt Smith</b>				
		No.	Yds	Avg.	Long	TD	No.	Yds	Avg.	Long	TD	No.	Yds	Avg.	Long	TD
9/9	Tampa Bay						6	18	3.0	11	0					
9/23	San Diego	2	83	41.5	80t	1	2	33	16.5	22	0					
9/30	@ Philadelphia	INJURED - Knee										1	4	4.0	4	0
10/7	@ Oakland	INJURED - Knee					2	59	29.5	40t	1	3	21	7.0	13	0
10/15	Washington	3	50	16.7	25	0	4	51	12.8	16	0	5	45	9.0	22	0
10/28	Arizona	3	39	13.0	20	0	3	28	9.3	17	0	1	11	11.0	11	0
11/4	@ N.Y. Giants	6	107	17.8	38	0	4	73	18.3	24	1	INJURED - Knee				
11/11	@ Atlanta	5	62	12.4	30	0	1	9	9.0	9	0	INJURED - Knee				
11/18	Philadelphia	5	57	11.4	20	0	2	20	10.0	11	0	2	10	5.0	7	0
11/22	Denver	6	84	14.0	36	0	6	64	10.7	27	0	2	7	3.5	4	0
12/2	@ Washington	3	93	31.0	64t	1	1	13	13.0	13	0					
12/9	N.Y. Giants	10	118	11.8	41	0	2	17	8.5	11	0	1	3	3.0	3	0
12/16	@ Seattle	3	24	8.0	9	0	7	82	11.7	40	0					
12/23	@ Arizona						3	28	9.3	10	0	1	11	11.0	11	0
12/30	San Francisco	3	46	15.3	19	0	6	146	24.3	47t	1	1	4	4.0	4	0
1/6	@ Detroit	4	71	17.8	35	0	3	58	19.3	23	0					
TOTAL		53	834	15.7	80t	2	52	699	13.4	47t	3	17	116	6.8	22	0

		<b>Michael Wiley</b>					<b>Jackie Harris</b>					<b>Mike Lucky</b>				
		No.	Yds	Avg.	Long	TD	No.	Yds	Avg.	Long	TD	No.	Yds	Avg.	Long	TD
9/9	Tampa Bay	3	16	5.3	10	0										
9/23	San Diego											1	7	7.0	7t	1
9/30	@ Philadelphia	3	28	9.3	11t	1						2	8	4.0	7	0
10/7	@ Oakland	1	4	4.0	4	0						1	4	4.0	4	0
10/15	Washington															
10/28	Arizona	1	8	8.0	8	0	1	7	7.0	7	0					
11/4	@ N.Y. Giants	1	9	9.0	9	0	2	49	24.5	28	0	2	18	9.0	15	0
11/11	@ Atlanta	1	0	0.0	0	0	2	8	4.0	5	1	1	-2	-2.0	-2	0
11/18	Philadelphia						1	6	6.0	6	0	1	9	9.0	9	0
11/22	Denver											1	9	9.0	9	0
12/2	@ Washington						1	7	7.0	7	0	1	7	7.0	7	0
12/9	N.Y. Giants	1	17	17.0	17	0	2	25	12.5	22	1					
12/16	@ Seattle	1	8	8.0	8	0										
12/23	@ Arizona	3	6	2.0	3	0	3	21	7.0	8	0	2	29	14.5	16	0
12/30	San Francisco	1	3	3.0	3	0						1	7	7.0	7	0
1/6	@ Detroit						3	18	6.0	7	0					
TOTAL		16	99	6.2	17	1	15	141	9.4	28	2	13	96	7.4	16	1

		<b>Darrin Chiaverini</b>					<b>Johnny Huggins</b>					<b>Reggie Swinton</b>				
		No.	Yds	Avg.	Long	TD	No.	Yds	Avg.	Long	TD	No.	Yds	Avg.	Long	TD
9/9	Tampa Bay															
9/23	San Diego											2	30	15.0	18	0
9/30	@ Philadelphia	1	21	21.0	21	0	1	1	1.0	1	0					
10/7	@ Oakland	2	12	6.0	9	1	1	4	4.0	4	0	2	15	7.5	13	0
10/15	Washington	2	25	12.5	15	0										
10/28	Arizona															
11/4	@ N.Y. Giants						1	5	5.0	5	0					
11/11	@ Atlanta	2	20	10.0	13	0	2	17	8.5	10	0					
11/18	Philadelphia															
11/22	Denver						1	5	5.0	5	0					
12/2	@ Washington	1	10	10.0	10	0										
12/9	N.Y. Giants															
12/16	@ Seattle	1	17	17.0	17	0	2	4	2.0	3	0					
12/23	@ Arizona											3	72	24.0	45	1
12/30	San Francisco	1	2	2.0	2	1										
1/6	@ Detroit															
TOTAL		10	107	10.7	21	2	8	36	4.5	10	0	7	117	16.7	45t	1



## Individual Game-by-Game Passing

## Quincy Carter

## Anthony Wright

		Att	Cmp	Yds	TD	Int	Long	Sk/Yd	Rtg		Att	Cmp	Yds	TD	Int	Long	Sk/Yd	Rtg
9/9	Tampa Bay	19	9	34	0	2	11	1/3	14.5		25	12	193	3	3	80t	1/5	74.2
9/23	San Diego										23	7	33	0	1	10	2/16	21.8
9/30	@ Philadelphia										22	14	126	2	0	40t	1/7	109.3
10/7	@ Oakland	5	1	4	0	0	4	0/0	39.6		28	15	177	0	25	1	1/2	58.2
10/15	Washington																	
10/28	Arizona																	
11/4	@ N.Y. Giants																	
11/11	@ Atlanta																	
11/18	Philadelphia																	
11/22	Denver																	
12/2	@ Washington	14	7	130	1	1	64t	2/8	76.5									
12/9	N.Y. Giants	26	17	194	1	0	41	2/9	100.5									
12/16	@ Seattle	33	14	135	0	1	40	4/19	41.9									
12/23	@ Arizona	28	16	176	1	2	45t	1/7	58.0									
12/30	San Francisco	25	15	241	2	0	47t	1/7	118.9									
1/6	@ Detroit	26	11	158	0	1	35	0/0	46.6									
TOTAL		176	90	1,072	5	7	64t	12/56	63.0		98	48	529	5	5	80t	5/30	61.1

## Ryan Leaf

## Clint Stoerner

		Att	Cmp	Yds	TD	Int	Long	Sk/Yd	Rtg		Att	Cmp	Yds	TD	Int	Long	Sk/Yd	Rtg
9/9	Tampa Bay																	
9/23	San Diego										7	4	44	2	0	21	0/0	115.5
9/30	@ Philadelphia																	
10/7	@ Oakland																	
10/15	Washington										19	9	93	0	1	20	3/13	42.1
10/28	Arizona										23	13	177	1	4	28	2/9	56.2
11/4	@ N.Y. Giants	8	4	85	0	0	38	2/15	88.0									
11/11	@ Atlanta	22	14	114	1	1	30	3/18	72.9									
11/18	Philadelphia	26	11	102	0	2	20	3/21	21.6									
11/22	Denver	32	16	193	0	0	36	4/28	68.9									
12/2	@ Washington																	
12/9	N.Y. Giants																	
12/16	@ Seattle																	
12/23	@ Arizona																	
12/30	San Francisco																	
1/6	@ Detroit																	
TOTAL		88	45	494	1	3	38	12/82	57.7		49	26	314	3	5	28	5/22	53.8

## Individual Game-by-Game Returns

## PUNT RETURNS

## KICKOFF RETURNS

## Reggie Swinton

## Reggie Swinton

		No.	Yds	Avg.	FC	Long	TD		No.	Yds	Avg.	Long	TD
9/9	Tampa Bay								3	131	43.7	77	0
9/23	San Diego								5	127	25.4	32	0
9/30	@ Philadelphia	2	14	7.0	0	10	0		5	105	21.0	26	0
10/7	@ Oakland	2	70	35.0	0	49	0		3	92	30.7	51	0
10/15	Washington								1	10	10.0	10	0
10/28	Arizona												
11/4	@ N.Y. Giants	4	56	14.0	0	28	0		6	131	21.8	34	0
11/11	@ Atlanta	2	13	6.5	1	13	0		4	79	19.8	24	0
11/18	Philadelphia	2	12	6.0	1	10	0		7	187	26.7	35	0
11/22	Denver	5	100	20.0	0	65t	1		6	124	20.7	23	0
12/2	@ Washington	2	29	14.5	2	19	0		2	54	27.0	27	0
12/9	N.Y. Giants	4	42	10.5	0	27	0		2	83	41.5	40	0
12/16	@ Seattle	2	2	1.0	0	10	0		6	93	15.5	25	0
12/23	@ Arizona	4	67	16.8	3	43	0		3	40	13.3	23	0
12/30	San Francisco	0	0	0.0	1	0	0		1	17	17.0	17	0
1/6	@ Detroit	2	9	4.5	0	8	0		2	54	27.0	35	0
TOTAL		31	414	13.4	8	65t	1		56	1,327	23.7	77	0





## Individual Game-by-Game Tackles

		Dat Nguyen				Dexter Coakley				Darren Woodson			
		Solo	Asst.	Total	Sacks	Solo	Asst.	Total	Sacks	Solo	Asst.	Total	Sacks
9/9	Tampa Bay	7	8	-	15	2	3	-	5	8	5	-	13
9/23	San Diego	7	2	-	9	5	4	-	9	7	1	-	8
9/30	@ Philadelphia	6	4	-	10	3	7	-	10	2	6	-	8
10/7	@ Oakland	6	2	-	8	8	3	-	11	3	7	-	10
10/15	Washington	6	5	-	11	3	2	-	5	5	0	-	5
10/28	Arizona	7	6	-	13	5	6	-	11	5	4	-	9
11/4	@ N.Y. Giants	5	6	-	11	5	4	-	9	3	3	-	6
11/11	@ Atlanta	10	4	-	15	2	3	-	5	1	0	-	1
11/18	Philadelphia	8	6	-	14	INACTIVE/Injured				8	5	-	13
11/22	Denver	7	9	-	16	4	4	-	8	4	6	-	10
12/2	@ Washington	6	2	-	8	3	3	-	6	5	3	-	8
12/9	N.Y. Giants	2	0	-	2	5	3	-	8	3	2	-	5
12/16	@ Seattle	8	3	-	11	15	2	-	17	3	9	-	12
12/23	@ Arizona	5	2	-	7	8	1	-	9	5	1	-	6
12/30	San Francisco	5	5	-	10	3	4	-	7	5	4	-	9
1/6	@ Detroit	9	4	-	13	8	6	-	14	5	3	-	8
TOTAL		104	68	-	172	79	55	-	134	72	59	-	131

		Greg Ellis				George Teague				Duane Hawthorne			
		Solo	Asst.	Total	Sacks	Solo	Asst.	Total	Sacks	Solo	Asst.	Total	Sacks
9/9	Tampa Bay	3	6	-	9	5	3	-	8	2	0	-	2
9/23	San Diego	4	0	-	4	5	2	-	7	2	1	-	3
9/30	@ Philadelphia	2	1	-	3	3	0	-	3				
10/7	@ Oakland	3	1	-	4	1	2	-	3	2	2	-	4
10/15	Washington	3	2	-	5	1	4	-	5				
10/28	Arizona	4	3	-	7	2	0	-	2	7	1	-	8
11/4	@ N.Y. Giants	3	5	-	8	2	1	-	3	6	2	-	8
11/11	@ Atlanta	5	2	-	7	2	1	-	3	3	2	-	5
11/18	Philadelphia	0	2	-	2	5	2	-	7	4	1	-	5
11/22	Denver	5	1	-	6	6	3	-	9	3	2	-	5
12/2	@ Washington	5	2	-	7	3	3	-	6	5	0	-	5
12/9	N.Y. Giants	3	3	-	6	3	1	-	4	6	2	-	8
12/16	@ Seattle	4	0	-	4	1	6	-	7	3	2	-	5
12/23	@ Arizona	0	4	-	4	1	0	-	1	2	1	-	3
12/30	San Francisco	0	3	-	3	4	1	-	5	5	0	-	5
1/6	@ Detroit	2	2	-	4	4	2	-	6	4	2	-	6
TOTAL		46	37	-	83	48	31	-	79	54	18	-	72

		Michael Myers				Mario Edwards				Brandon Noble			
		Solo	Asst.	Total	Sacks	Solo	Asst.	Total	Sacks	Solo	Asst.	Total	Sacks
9/9	Tampa Bay	3	4	-	7	4	2	-	6	2	2	-	4
9/23	San Diego	3	1	-	4	2	1	-	3	2	3	-	5
9/30	@ Philadelphia	4	1	-	5	3	0	-	3	3	1	-	4
10/7	@ Oakland	2	1	-	3	1	0	-	1	2	1	-	3
10/15	Washington					6	0	-	6	2	2	-	4
10/28	Arizona	2	1	-	3	5	1	-	6				1.0
11/4	@ N.Y. Giants	4	2	-	6	3	0	-	3	4	1	-	5
11/11	@ Atlanta	4	1	-	5	2	0	-	2	2	1	-	3
11/18	Philadelphia	4	6	-	10	1	1	-	2	3	2	-	5
11/22	Denver	4	1	-	4	4	2	-	6	3	1	-	4
12/2	@ Washington	0	3	-	3	4	0	-	4	0	3	-	3
12/9	N.Y. Giants	2	1	-	3	3	0	-	3	3	1	-	4
12/16	@ Seattle	0	6	-	6	3	2	-	5	2	3	-	5
12/23	@ Arizona	5	2	-	7	3	0	-	3	1	2	-	3
12/30	San Francisco	1	0	-	1	1	1	-	2	2	1	-	3
1/6	@ Detroit	2	3	-	5	3	0	-	3	1	0	-	1
TOTAL		39	33	-	72	48	10	-	58	3	24	-	56



## 2001 Preseason Statistics

RECORD: 2-3

Date	W/L	Score	Opponent	Att.
Aug. 4	L	14-21	@ Oakland	37,978
Aug. 11	L	6-20	DENVER	46,883
Aug. 18	L	10-16	@ New Orleans	53,249
Aug. 27	W	21-6	Oakland	
Aug. 30	W	27-17	@ Mexico City JACKSONVILLE	88,309 35,228

TEAM STATISTICS	DALLAS	OPP
FIRST DOWNS	70	87
Rushing	31	25
Passing	33	53
Penalty	6	9
Third Down-Made/Att.	19/65	25/72
Third Down Efficiency	29.2	33.3
Fourth Down-Made/Att.	1/3	3/4
TOTAL NET YARDS	1,266	1,550
Avg. Per Game	253.2	310.0
Total Plays	283	329
Avg. Per Play	4.5	4.7
NET YARDS RUSHING	499	543
Avg. Per Game	99.8	108.6
Total Rushes	149	132
Avg. Per Rush	3.3	4.1
NET YARDS PASSING	767	1,007
Avg. Per Game	153.4	201.4
Sacked/Yards Lost	5/31	15/73
Gross Yards	798	1,080
Att./Completions	129/63	170/110
Completion Pct.	48.8	64.7
Had Intercepted	4	4
PUNTS/AVERAGE	30/41.7	26/39.1
Net Punting Avg.	31.3	32.0
PUNT RET./AVG.	12/8.8	18/15.1
KICKOFF RET./AVG.	18/20.3	13/24.8
INT./AVG. RET.	4/25.8	4/20.3
PENALTIES/YARDS	43/323	42/328
FUMBLES/BALL LOST	8/3	10/6
TOUCHDOWNS	9	8
Rushing	5	3
Passing	2	3
Returns	2	2
EXTRA POINT/ATTEMPTS	9/9	8/8
TO POINT CONV./ATTS.	0/0	0/0
FIELD GOALS/ATTEMPTS	5/6	8/11
AVG TIME OF POSS.	28:10	31:50

RUSHING	ATT	YDS	AVG	LG	TD
T. Hambrick	31	182	5.9	34t	2
Taylor	42	136	3.2	18t	1
Manns	19	40	2.1	9	0
Wright	5	35	7.0	13	1
Carter	14	31	2.2	16t	1
E. Smith	9	28	3.1	12	0
Wiley	13	24	1.8	18	0
Avery	6	10	1.7	7	0
Drake	1	10	10.0	10	0
Thomas	2	10	5.0	11	0
Banks	1	6	6.0	6	0
Swinton	1	2	2.0	2	0
Knorr	1	0	0.0	0	0
Ismail	1	-1	-1.0	-1	0
Stoerner	3	-4	-1.3	0	0
COWBOYS TOT.	149	499	3.3	34t	5
Opp. Tot.	132	543	4.1	49t	5

PASSING	ATT	COMP	YDS	PCT	AVG	TD	PCT	PCT	LG	SKS/YDS	RATING
Carter	67	31	448	46.3	6.69	2	3.0	56t	2/4	66.0	
Wright	45	24	267	53.3	5.93	0	0.0	2	4.4	2/20	52.7
Stoerner	3	2	29	66.7	9.67	0	0.0	0	0.0	17	97.9
Banks	14	6	54	42.9	3.86	0	0.0	0	0.0	22	1/7 53.9
COWBOY TOT.	129	63	798	48.8	6.19	2	1.6	4	3.1	56t	5/31 60.8
Opp. Tot.	170	110	1,080	64.7	6.35	3	1.8	4	2.4	40t	15/73 78.6

RECEIVING	ATT	YDS	AVG	LG	TD
Tucker	8	115	14.4	28	0
Drake	6	96	16.0	37	0
Whalen	6	72	12.0	24	0
Brazzell	5	99	19.8	56t	1
Huggins	5	31	6.2	18	0
Swinton	3	57	19.0	40	0
Yamini	3	52	17.3	20	1
Hodge	3	39	13.0	25	0
Taylor	3	24	8.0	11	0
T. Hambrick	3	12	4.0	7	0
Galloway	2	47	23.5	27	0
Burley	2	43	21.5	29	0
Harris	2	12	6.0	9	0
Wiley	2	12	6.0	10	0
Fontenot	2	2	1.0	2	0
Avery	2	0	0.0	5	0
Ismail	1	44	44.0	44	0
Lucas	1	17	17.0	17	0
McGarity	1	13	13.0	13	0
Chiaverini	1	12	12.0	12	0
Brady	1	2	2.0	2	0
E. Smith	1	-5	-5.0	-5	0
COWBOYS TOT.	63	798	12.7	56t	2
Opponents Tot.	110	1,080	9.8	40t	3

INTERCEPTIONS	NO	YDS	AVG	LG	TD
Larrimore	1	95	95.0	95t	1
Teague	1	8	8.0	8	0
Goodrich	1	0	0.0	0	0
Key	1	0	0.0	0	0
COWBOYS TOT.	4	103	25.8	95t	1
Opponents Tot.	4	81	20.3	48t	2

PUNTING	NO	YDS	AVG	TB	IN20	LG	BL	NET
Knorr	29	1,251	43.1	2	9	58	1	32.4
COWBOYS	30	1,251	41.7	2	9	58	1	31.3
Opp.	26	1,017	39.1	4	5	55	0	32.0

PUNT RETURNS	NO	FC	YDS	AVG	LG	TD
Swinton	5	1	57	11.4	18	0
Tucker	6	2	31	6.2	15	0
McGarity	2	2	17	8.5	12	0
COWBOYS TOT.	12	5	105	8.8	18	0
Opponents Tot.	18	3	271	15.1	56	0

KICKOFF RETURNS	NO	YDS	AVG	LG	TD
Swinton	9	220	24.4	47	0
Avery	5	107	21.4	25	0
Wiley	3	37	12.3	20	0
Tucker	1	2	2.0	2	0
COWBOYS TOT.	18	366	20.3	47	0
Opponents Tot.	13	323	24.8	58	0

SCORE BY	1	2	3	4	OT	T
QUARTERS						
COWBOYS	14	20	24	20	-	78
Opponents	30	20	3	27	-	80

FIELD GOALS	11-19	20-29	30-39	40-49	50+
COWBOYS	0-0	1-1	2-2	2-3	0-0
Opponents	0-0	3-3	3-5	2-2	0-1

Seder: ( ), (46M, 48, 32), (37), ( ), (41, 26)  
Opponents: ( ), (40, 27, 39M), (55M, 35, 27, 28), (31, 39M, 38), (40)

SCORING	TDR	TDP	TDR1	2Pt	FG	PAT	\$	TP
Seder	1	0	0	0	5/6	9/9	0	24
T. Hambrick	2	0	0	0	0/0	0/0	0	12
Brazzell	0	1	0	0	0/0	0/0	0	6
Carter	1	0	0	0	0/0	0/0	0	6
Larrimore	0	0	1a	0	0/0	0/0	0	6
Riley	0	0	1b	0	0/0	0/0	0	6
Taylor	1	0	0	0	0/0	0/0	0	6
Wright	1	0	0	0	0/0	0/0	0	6
Yamini	0	1	0	0	0/0	0/0	0	6

2-Pt Conversions: Cowboys 0-0 Opponents 0-0

a Larrimore 95 int. ret. @ New Orleans (8/18)

b Riley 21 blocked punt return vs. Jacksonville (8/30)

\* Suttle 48 int. ret. vs. Denver (8/11)

Hawthorne 19 int. ret. @ New Orleans (8/18)

## DEFENSIVE STATS

	Solo	Asst.	Total
Grant	18	12	- 30
Nguyen	14	15	- 29
Coakley	13	8	- 21
Dixon	10	10	- 20
Steele	13	6	- 19
Brooks	12	7	- 19
Edwards	15	3	- 18
Goodrich	10	6	- 16
Scott	9	6	- 16
Myers	8	8	- 16

	Sacks	Loss
Underwood	3.0	-12
Williams	2.0	-2
Zellner	2.0	-25
Ekuban	1.5	-11
Ellis	1.5	-6
Brooks	1.0	-0
Coakley	1.0	-5
Mackey	1.0	-3
Scott	1.0	-5
Steele	1.0	-5



# Records





## Cowboys All-Time Leaders

## RUSHING

Player	Att.	Yards	Avg.	Long	TD
1. Smith, Emmitt (1990-01).....	3,798	16,187	4.3	75t	148
2. Dorsett, Tony (1977-87).....	2,755	12,036	4.4	99t	72
3. Perkins, Don (1961-68).....	1,500	6,217	4.2	59	42
4. Hill, Calvin (1969-74).....	1,166	5,009	4.3	55	39
5. Newhouse, Robert (1972-83).....	1,160	4,784	4.1	54	31
6. Garrison, Walt (1966-74).....	899	3,886	4.3	41	30
7. Walker, Herschel (1986-89, 1996-97).....	818	3,491	4.3	84t	27
8. Staubach, Roger (1969-79).....	410	2,264	5.5	33	20
9. Springs, Ron (1979-84).....	604	2,180	3.6	46	28
10. Marsh, Amos (1961-64).....	427	2,065	4.8	71	14

## RECEIVING

Player	Rec.	Yards	Avg.	Long	TD
1. Irvin, Michael (1988-99).....	750	11,904	15.9	87t	65
2. Pearson, Drew (1973-83).....	489	7,822	16.0	67	48
3. Hill, Tony (1977-86).....	479	7,988	16.7	75t	51
4. Smith, Emmitt (1990-01).....	470	2,923	6.2	86	11
5. Dorsett, Tony (1977-87).....	382	3,432	9.0	91	13
6. Hayes, Bob (1965-74).....	365	7,295	20.0	95	71
7. Novacek, Jay (1990-96).....	339	3,576	10.5	49	22
8. Cosbie, Doug (1979-88).....	300	3,728	12.4	61t	30
9. Johnston, Daryl (1989-99).....	294	2,227	7.6	28	14
10. Clarke, Frank (1960-67).....	281	5,214	18.6	80	50

## RUSHING-RECEIVING

Player	Rushing	Receiving	Total
1. Smith, Emmitt (1990-01).....	16,187	2,923	19,110
2. Dorsett, Tony (1977-87).....	12,036	3,432	15,468
3. Irvin, Michael (1988-99).....	6	11,904	11,910
4. Hill, Tony (1977-86).....	90	7,988	8,078
5. Pearson, Drew (1973-83).....	190	7,822	8,012
6. Perkins, Don (1961-68).....	6,217	1,310	7,527
7. Hayes, Bob (1965-74).....	70	7,295	7,365
8. Hill, Calvin (1969-74).....	5,009	1,359	6,368
9. Walker, Herschel (1986-89, 1996-97).....	3,491	2,556	6,047
10. Newhouse, Robert (1972-83).....	4,784	956	5,740

## PASSING (Min. 1500 att.)

Player	Att.	Comp.	Pct.	Yards	TD	Long	Int.	Rating
1. Staubach, Roger (1969-79).....	2,958	1,685	57.0	22,700	153	91t	109	83.4
2. White, Danny (1976-88).....	2,950	1,761	59.7	21,959	155	80t	132	81.7
3. Aikman, Troy (1989-00).....	4,715	2,898	61.5	32,942	165	90t	141	81.6
4. Meredith, Don (1960-68).....	2,308	1,170	50.7	17,199	135	95t	111	74.7

## SCORING

Player	TD	PAT	2PT	FG	TP
1. Smith, Emmitt (1990-01).....	159	-	1	-	956
2. Septien, Rafael (1978-86).....	-	388	-	162	874
3. Dorsett, Tony (1977-87).....	86	-	-	-	516
4. Hayes, Bob (1965-74).....	76	-	-	-	456
5. Irvin, Michael (1988-99).....	65	-	1	-	392
6. Clark, Mike (1968-71, 73).....	-	180	-	69	386
7. Boniol, Chris (1994-96).....	-	118	-	81	361
8. Cunningham, Richie (1997-99).....	-	95	-	75	320
9. Fritsch, Toni (1971-73, 75).....	-	119	-	66	317
10. Clarke, Frank (1960-67).....	51	-	-	-	306
Hill, Tony (1977-86).....	51	-	-	-	306





FIELD GOALS (Min. 100 made)

Player	Att.	Made	Pct.	Long
1. Septien, Rafael (1978-86) .....	226	162	.717	53

PUNTING (Min. 300)

Player	No.	Avg.	Long	Blk.
1. Saxon, Mike (1985-92) .....	591	41.5	64	4
2. White, Danny (1976-88) .....	612	40.1	73	4

INTERCEPTIONS

Player	TD	PAT	2PT	FG	TP
1. Renfro, Mel (1964-77) .....	52	626	12.0	90	3
2. Walls, Everson (1981-89) .....	44	391	8.9	37	0
3. Waters, Charlie (1970-78, 80-81) .....	41	584	14.2	56t	2
4. Thurman, Dennis (1978-85) .....	36	562	15.6	96	4
5. Downs, Michael (1981-88) .....	34	433	12.7	31	1
Green, Cornell (1962-74) .....	34	552	16.2	59	2
7. Jordan, Lee Roy (1963-76) .....	32	472	14.8	49	3
8. Harris, Cliff (1970-79) .....	29	281	9.7	60	1
9. Howley, Chuck (1961-73) .....	24	395	16.5	58	2
10. Bishop, Don (1960-65) .....	22	364	16.5	57	0

PUNT RETURNS (Min. 75 returns)

Player	No.	Yards	Avg.	Long	TD
1. Sanders, Deion (1995-99) .....	89	1,184	13.3	83t	4
2. Hayes, Bob (1965-74) .....	104	1,158	11.1	90	3
3. Martin, Kelvin (1987-92, 1996) .....	179	1,803	10.1	85t	3
4. Williams, Kevin (1993-96) .....	95	913	9.6	83t	3
5. Johnson, Butch (1976-83) .....	146	1,313	9.0	55	0
6. Jones, James (1980-85) .....	87	736	8.5	52	0
7. Renfro, Mel (1964-77) .....	109	842	7.7	69	1

KICKOFF RETURNS (Min. 75 returns)

Player	No.	Yards	Avg.	Long	TD
1. Renfro, Mel (1964-77) .....	85	2,246	26.4	100t	2
2. Walker, Herschel (1986-89, 1996-97) .....	77	1,946	25.3	89	0
3. Williams, Kevin (1993-96) .....	144	3,416	23.7	87t	1
4. Johnson, Butch (1976-83) .....	79	1,832	23.2	74	0
5. Dixon, James (1989-91) .....	101	2,315	22.9	97t	1
6. Clack, Darryl (1986-89) .....	83	1,802	21.7	51	0

COMBINED YARDAGE

Player	Total	Rush	Rec	Int. Ret.	Punt Ret.	Kick Ret.	Fum. Ret.
1. Smith, Emmitt (1990-01) .....	19,110	16,187	2,923	0	0	0	0
2. Dorsett, Tony (1977-87) .....	15,501	12,036	3,432	0	0	0	33
3. Irvin, Michael (1988-99) .....	11,910	6	11,904	0	0	0	0
4. Hayes, Bob (1965-74) .....	9,104	70	7,295	0	1,158	581	0
5. Hill, Tony (1977-86) .....	8,436	84	7,988	0	268	96	0
6. Pearson, Drew (1973-83) .....	8,180	190	7,822	0	13	155	0
7. Perkins, Don (1961-68) .....	8,005	6,217	1,310	0	8	443	0
8. Walker, Herschel (1986-89, 1996-97) ..	7,993	3,491	2,556	0	0	1,946	0



## COWBOYS OFFENSE YEAR-BY-YEAR

YEAR	TOTAL	1ST DOWNS	PASS	PEN	NET OFFENSE YDS/PLAYS	RUSHING YDS/ATT	NET	SACKS	GROSS	PASSING ATT	COMP	INT	PENALTIES NO-YDS	FUMBLES NO-LOST	TDs	POINTS	NFC RANKING TOT-RU-PA	NFL RANKING TOT-RU-PA
1960	180	57	105	18	3,153-698	1,048-311	2,104	33/284	2,388	354	163	33	62-600	21-17	23	177	12-13-5	
1961	239	100	136	9	4,480-863	1,819-414	2,661	27/257	1,819	422	215	27	47-427	46-21	29	236	8-10-6	
1962	246	101	136	9	4,912-842	2,040-454	2,872	29/243	3,115	380	200	17	62-639	32-19	51	368	2-3-7	
1963	248	105	132	11	4,263-839	1,795-420	2,468	44/331	2,799	375	200	21	67-627	28-15	40	365	9-6-9	
1964	230	89	119	22	3,704-893	1,691-421	2,013	68/503	2,516	404	192	24	97-962	39-19	30	250	14-8-13	
1965	211	87	108	16	3,995-833	1,608-416	2,387	55/369	2,756	362	168	18	78-710	31-17	40	325	10-6-9	
1966	287	124	139	24	5,145-926	2,122-471	3,023	42/308	3,331	413	214	14	83-824	23-10	56	445	4-5-6	
1967	261	109	141	11	4,699-936	1,900-477	2,799	42/294	3,093	417	210	28	81-785	25-13	45	342	5-5-6	
1968	297	135	143	19	5,117-913	2,071-480	3,026	34/269	3,295	399	217	18	77-751	21-15	54	431	1-2-1	
1969	275	133	125	17	5,122-931	2,275-532	2,846	44/366	3,212	355	189	18	81-840	28-12	44	369	1-1-4	
1970	229	119	95	15	4,449-858	2,300-522	2,149	38/296	2,445	297	149	16	87-934	28-12	35	289	2-1-9	
1971	288	135	144	9	5,035-905	2,249-512	2,786	32/251	3,037	361	206	14	94-852	30-21	50	406	1-2-1	
1972	256	118	126	12	4,466-897	2,124-499	2,342	31/238	2,580	367	196	23	90-841	27-15	36	319	2-4-5	
1973	281	139	127	15	4,751-906	2,418-542	2,333	43/269	2,602	321	192	16	83-762	25-12	46	382	3-2-6	
1974	295	147	129	19	4,983-974	2,454-542	2,529	47/327	2,856	385	206	15	86-703	31-16	38	297	1-1-3	
1975	288	132	142	14	5,025-996	2,432-571	2,593	39/242	2,835	376	207	17	94-715	25-18	41	350	1-1-3	
1976	269	111	140	18	4,884-958	2,147-538	2,737	30/230	2,967	390	222	13	94-761	26-16	34	296	2-6-2	
1977	272	118	136	18	4,812-969	2,369-564	2,443	33/246	2,689	372	215	10	106-865	26-14	42	345	1-3-2	
1978	342	146	167	28	5,959-1,107	2,783-625	3,176	33/229	3,405	449	251	17	96-816	36-18	48	384	1-1-2	
1979	339	122	195	22	5,968-1,122	2,375-578	3,593	41/260	3,883	503	287	13	100-845	33-21	45	371	1-7-2	
1980	337	143	171	23	5,468-1,075	2,346-594	3,104	41/250	3,356	449	265	25	107-908	27-14	60	454	5-5-9	
1981	321	137	158	26	5,880-1,100	2,711-630	3,169	31/245	3,414	439	241	15	103-839	45-20	40	367	2-2-7	
1982	180	70	99	11	3,199-579	1,313-296	1,886	25/264	2,150	258	160	14	42-304	28-12	28	226	2-1-6	
1983	342	109	205	28	5,959-1,110	2,117-519	3,842	37/314	4,156	554	346	25	99-847	30-14	59	479	4-9-2	
1984	323	93	202	28	5,320-1,121	1,714-469	3,606	48/389	3,995	604	332	26	100-947	35-17	34	308	7-12-4	
1985	336	95	208	33	5,602-1,093	1,741-462	3,861	44/375	4,236	587	344	25	101-759	29-16	43	357	4-9-1	
1986	325	98	189	28	5,474-1,054	1,969-447	3,505	60/498	4,003	547	319	24	111-931	44-17	43	346	4-8-4	
1987	293	93	176	24	5,056-1,017	1,865-465	3,191	52/403	3,594	500	288	20	131-1,091	30-20	38	340	5-9-5	
1988	311	112	175	24	5,483-1,059	1,995-469	3,488	35/239	3,727	555	307	27	141-1,148	22-13	32	265	6-7-5	
1989	246	78	145	23	4,294-896	1,409-355	2,885	30/239	3,124	513	266	27	100-771	23-15	25	204	14-12-13	
1990	250	88	135	27	4,081-981	1,500-393	2,581	43/317	2,888	475	254	24	98-729	27-9	27	244	14-13-13	
1991	304	89	191	24	5,101-971	1,711-433	3,390	38/273	3,663	500	305	12	74-610	23-12	37	342	4-7-5	
1992	324	119	183	22	5,606-1,014	2,121-500	3,485	39/212	3,597	491	314	15	91-650	16-9	48	409	2-3-3	
1993	322	120	172	30	5,615-994	2,161-490	3,454	29/163	3,617	475	317	6	94-744	33-16	41	376	2-2-3	
1994	322	136	160	26	5,321-1,018	1,953-550	3,368	20/83	3,461	448	282	14	100-895	22-10	50	414	8-5-12T	
1995	364	141	195	28	5,824-1,007	2,201-495	3,623	18/118	3,741	494	322	10	90-695	24-13	51	435	4-1-9	
1996	266	105	163	18	4,763-961	1,641-475	3,122	19/127	3,249	487	307	14	103-832	23-11	27	286	11-8-10	
1997	279	82	150	27	4,778-1,015	1,637-423	3,141	39/313	3,454	553	314	12	116-1,058	23-11	29	304	8-11-10	
1998	308	125	154	29	5,450-982	2,014-499	3,436	19/110	3,546	474	279	8	128-1,108	16-7	42	381	5-4-5	
1999	295	129	139	27	5,178-1,024	2,051-493	3,127	24/151	3,278	507	295	13	138-1,196	22-10	42	352	8-3-12	
2000	276	116	128	32	4,475-943	1,953-463	2,522	35/249	2,771	445	255	21	108-963	31-18	31	294	13-5-15	
2001	247	114	110	23	4,402-952	2,184-505	2,218	34/190	2,408	413	210	20	91-744	25-14	26	246	14-2-15	





## COWBOYS DEFENSE YEAR-BY-YEAR

YEAR	TOTAL	1ST DOWNS	RUSH	PASS	PEN	NET OFFENSE	RUSHING	NET	SACKS	GROSS	PASSING	COMP	INT	PENALTIES	FUMBLES	TDs	POINTS	NFL RANKING	TOT RU-PA
						YDS-PLYS	YDS-ATT				ATTEMPT			NO-YDS	NO-LOST				
1960	216	106	97	13	4,372-858	2,242-445	2,130	20,175	2,305	393	159	15	15	73-671.5	21-11	44	369		13-13-8
1961	254	122	120	12	4,592-787	2,161-439	2,431	22,204	2,635	326	168	25	25	38-352	30-18	49	380		10-12-7
1962	274	93	166	15	5,184-848	1,510-386	3,674	25,620	3,904	437	233	20	20	56-569	33-16	52	402		13-14-7
1963	266	114	139	13	5,325-870	2,094-455	3,231	20,161	3,392	403	202	26	26	52-571	23-11	48	378		13-14-13
1964	211	71	121	19	3,950-868	1,504-438	2,446	45,625	2,571	377	172	18	18	75-871	26-20	34	289		2-2-4
1965	240	80	138	22	4,192-885	1,444-422	2,748	39,315	3,063	424	205	18	18	50-483	33-20	33	280		6-2-9
1966	211	64	140	17	3,558-873	1,176-356	2,382	60,420	2,802	457	212	17	17	63-778	23-14	29	239		2-1-7
1967	236	64	145	27	3,874-866	1,094-339	2,780	45,377	3,167	482	260	29	29	64-707	28-18	35	268		7-1-11
1968	202	61	123	18	3,653-863	2,071-480	2,583	51,400	2,838	428	220	26	26	64-657	21-15	23	186		4-1-11
1969	203	57	141	10	3,707-826	1,050-313	2,657	55,452	3,109	458	235	24	24	58-680	23-11	28	223		3-1-11
1970	205	87	105	13	3,569-855	1,656-415	1,913	41,913	2,226	399	193	24	24	70-732	25-14	24	221	4-5-3	4-9-3
1971	200	59	125	16	3,468-817	1,144-353	2,324	43,336	2,660	421	209	26	26	61-647	40-25	25	222	2-1-9	3-2-19
1972	217	81	113	23	3,755-842	1,515-428	2,240	32,269	2,508	382	187	16	16	59-586	44-19	28	240	4-1-9	7-1-19
1973	208	83	106	19	3,466-827	1,471-435	1,995	40,306	2,301	352	187	18	18	52-516	44-23	23	203	2-2-8	5-3-16
1974	199	63	110	26	3,463-803	1,344-417	2,119	47,327	2,856	379	178	13	13	69-657	31-13	28	235	3-2-4	4-2-14
1975	234	103	113	21	3,739-888	1,699-474	2,040	41,288	2,328	373	162	25	25	63-639	43-19	33	268	3-3-3	5-4-8
1976	246	113	111	22	3,730-919	1,821-484	1,909	44,327	2,236	391	187	16	16	71-643	32-12	25	194	5-3-5	7-6-7
1977	205	88	94	23	3,213-880	1,651-457	1,562	53,429	1,991	370	154	21	21	78-731	22-10	26	212	1-1-2	1-3-2
1978	232	83	128	21	4,009-967	1,721-477	2,288	58,442	2,730	432	202	23	23	95-783	27-13	25	208	2-1-3	2-1-5
1979	259	105	135	19	4,596-978	2,115-500	2,471	43,362	2,863	435	207	13	13	70-704	20-10	38	313	4-4-3	8-11-3
1980	296	98	160	28	5,279-986	2,069-469	3,205	43,358	3,563	484	231	27	27	106-989	33-20	38	311	7-7-7	17-18-16
1981	287	107	160	16	5,419-1,021	2,049-468	3,370	42,347	3,717	511	236	37	37	104-837	43-16	34	277	13-8-13	20-16-21
1982	163	96	11	11	2,753-581	1,011-260	1,742	32,260	2,002	289	152	15	15	52-431	20-10	17	145	7-7-5	11-13-11
1983	286	82	181	23	5,427-1,025	1,499-410	3,928	57,437	4,365	558	299	27	27	100-873	31-21	42	360	10-2-13	17-21-27
1984	283	106	155	22	5,036-1,094	2,226-510	2,810	57,390	3,200	527	250	28	28	83-854	35-16	36	308	3-11-3	7-24-5
1985	312	98	193	21	5,608-1,076	1,853-465	3,755	62,459	4,214	549	279	33	33	108-920	24-15	40	333	11-6-13	20-11-26
1986	296	118	148	20	4,985-1,017	2,200-504	2,785	49,364	3,149	464	226	17	17	90-817	29-18	41	337	7-11-3	10-23-3
1987	294	85	175	34	5,061-1,012	1,617-459	3,444	51,937	3,791	502	269	23	23	100-857	29-20	42	348	9-4-13	20-26-27
1988	297	93	180	24	5,414-1,023	1,856-454	3,566	46,927	3,863	523	264	10	10	92-772	22-10	44	381	12-10-12	20-13-24
1989	321	116	183	22	5,556-1,060	1,991-543	3,565	29,163	3,748	488	301	7	7	102-723	22-10	44	393	9-10-8	20-18-20
1990	280	109	153	18	4,615-968	1,976-482	2,639	36,292	2,931	470	271	11	11	104-911	32-19	36	308	4-9-1	10-18-2
1991	299	103	168	16	5,066-963	1,871-400	3,196	23,151	3,646	540	320	12	12	97-801	23-11	32	310	12-6-13	17-8-23
1992	241	68	147	26	3,933-873	1,244-345	2,689	44,347	3,036	484	263	17	17	94-727	25-14	29	243	1-1-2	1-1-5
1993	297	94	176	27	4,767-1,012	1,651-423	3,116	34,231	3,347	555	334	14	14	87-653	22-14	23	229	7-5-7	10-11-10
1994	273	86	157	30	4,315-1,006	1,561-437	2,752	47,299	3,051	269	222	22	22	102-826	15-9	27	248	1-5-1	1-10-1
1995	303	113	165	25	5,044-1,001	1,772-442	3,272	36,219	3,491	523	293	19	19	112-913	16-6	32	291	4-9-4	9-16-8
1996	280	89	144	27	4,382-958	1,576-437	2,806	37,219	3,025	484	271	19	19	94-717	26-14	24	250	2-5-2	3-10-2
1997	281	104	139	38	4,516-1,022	1,994-511	2,522	38,195	2,717	473	253	7	7	99-757	27-12	36	314	2-12-1	2-24-1
1998	276	84	162	30	5,164-988	1,619-401	3,545	34,222	3,767	553	290	14	14	120-917	23-12	32	275	9-6-12	18-12-22
1999	266	81	154	31	4,840-997	1,442-417	3,398	35,217	3,615	545	297	24	24	107-862	23-9	28	276	3-3-4	9-6-13
2000	309	137	145	27	5,329-1,021	2,639-538	2,693	25,189	2,882	458	287	16	16	108-969	23-9	41	361	9-15-2	19-31-3
2001	272	90	160	22	4,599-985	1,710-472	2,889	24,130	3,019	489	287	9	9	69-634	29-16	37	338	2-6-2	4-13-3



## Cowboys Leaders By Years

## RUSHING

Year	Player	Att.	Yds.	Avg.	Long	TD	NFL/NFC Rank
1960	Dupre, L.G.	104	362	3.5	18	3	20
1961	*Perkins, Don	200	815	4.1	47	4	6
1962	Perkins, Don	222	945	4.3	35	7	5
1963	Perkins, Don	149	614	4.1	19t	7	10
1964	Perkins, Don	174	768	4.4	59	6	5
1965	Perkins, Don	177	690	3.9	43	0	7
1966	Reeves, Dan	175	757	4.3	67t	8	6
1967	Perkins, Don	201	823	4.1	30	6	6
1968	Perkins, Don	191	836	4.4	28t	4	6
1969	*Hill, Calvin	204	942	4.6	55	8	2
1970	*Thomas, Duane	151	803	5.3	47t	5	8/5
1971	Thomas, Duane	175	793	4.5	56t	11	11/7
1972	Hill, Calvin	245	1,036	4.2	26	6	7/3
1973	Hill, Calvin	273	1,142	4.2	21	6	3/2
1974	Hill, Calvin	185	844	4.6	27	7	8/3
1975	Newhouse, Robert	209	930	4.4	29	2	9/4
1976	Dennison, Doug	153	542	3.5	14	6	35/18
1977	*Dorsett, Tony	208	1,007	4.8	84t	12	9/4
1978	Dorsett, Tony	290	1,325	4.6	63t	7	3/2
1979	Dorsett, Tony	250	1,107	4.4	41	6	11/8
1980	Dorsett, Tony	278	1,185	4.3	56	11	6/6
1981	Dorsett, Tony	342	1,646	4.8	75t	4	2/2
1982	Dorsett, Tony	177	745	4.2	99t	5	2/1
1983	Dorsett, Tony	289	1,321	4.6	77	8	6/5
1984	Dorsett, Tony	302	1,189	3.9	31t	8	7/7
1985	Dorsett, Tony	305	1,307	4.3	60t	7	6/4
1986	Dorsett, Tony	184	748	4.1	33	5	19/11
1987	Walker, Herschel	209	891	4.3	60t	7	6/3
1988	Walker, Herschel	361	1,514	4.2	38	5	2/1
1989	Palmer, Paul	112	446	4.0	63t	2	39/18
1990	*Smith, Emmitt	241	937	3.9	48t	11	10/5
1991	Smith, Emmitt	365	1,563	4.3	75t	12	1/1
1992	Smith, Emmitt	373	1,713	4.6	68t	18	1/1
1993	Smith, Emmitt	283	1,486	5.3	62t	9	1/1
1994	Smith, Emmitt	368	1,484	4.0	46	21	3/2
1995	Smith, Emmitt	377	1,773	4.7	60t	25	1/1
1996	Smith, Emmitt	327	1,204	3.7	42	12	8/4
1997	Smith, Emmitt	261	1,074	4.1	44	4	12/5
1998	Smith, Emmitt	319	1,332	4.2	32	13	5/4
1999	Smith, Emmitt	329	1,397	4.2	63t	11	4/2
2000	Smith, Emmitt	294	1,203	4.1	52	9	13/4
2001	Smith, Emmitt	261	1,021	3.9	44	3	15/7

## PASSING

Year	Player	Att.	Comp.	Pct.	Yds.	TD	Int.	Rating	NFL/NFC Rank
1960	LeBaron, Eddie	225	111	49.3	1,736	12	25	53.4	8
1961	LeBaron, Eddie	236	120	50.8	1,741	14	16	66.5	9
1962	LeBaron, Eddie	166	95	57.2	1,436	16	9	95.3	3
1963	Meredith, Don	310	167	53.9	2,381	17	18	73.2	10
1964	Meredith, Don	323	158	48.9	2,143	9	16	67.3	15
1965	Meredith, Don	305	141	46.2	2,415	22	13	79.7	8
1966	Meredith, Don	344	177	51.5	2,805	24	12	87.7	4
1967	Meredith, Don	255	128	50.2	1,834	16	16	68.6	8
1968	Meredith, Don	309	171	55.3	2,500	21	12	88.3	2
1969	Morton, Craig	302	162	53.6	2,619	21	15	85.4	5
1970	Morton, Craig	207	102	49.3	1,819	15	7	89.7	5/4
1971	Staubach, Roger	211	126	59.7	1,882	15	4	104.8	1/1
1972	Morton, Craig	339	185	54.6	2,396	15	21	65.9	15/7
1973	Staubach, Roger	286	179	62.6	2,428	23	15	94.6	1/1
1974	Staubach, Roger	360	190	52.8	2,552	11	15	68.5	14/7
1975	Staubach, Roger	348	198	56.9	2,666	17	16	78.6	8/2
1976	Staubach, Roger	369	208	56.4	2,715	14	11	79.9	8/5
1977	Staubach, Roger	361	210	58.2	2,620	18	9	87.1	2/1
1978	Staubach, Roger	413	231	55.9	3,190	25	16	84.9	1/1
1979	Staubach, Roger	461	267	57.9	3,586	27	11	92.4	1/1

\* Rookie





PASSING (cont.)

Year	Player	Att.	Comp.	Pct.	Yds.	TD	Int.	Rating	NFL/NFC Rank
1980	White, Danny.....	436	260	59.6	3,287	28	25	80.8	9/7
1981	White, Danny.....	391	223	57.0	3,098	22	13	87.5	5/2
1982	White, Danny.....	247	156	63.2	2,079	16	12	91.1	4/2
1983	White, Danny.....	533	334	62.7	3,980	29	23	85.6	9/6
1984	White, Danny.....	233	126	54.1	1,580	11	11	71.5	22/11
1985	White, Danny.....	450	267	59.3	3,157	21	17	80.6	9/4
1986	Pelluer, Steve.....	378	215	56.9	2,727	8	17	67.9	20/9
1987	White, Danny.....	362	215	59.4	2,617	12	17	73.2	19/9
1988	Pelluer, Steve.....	435	245	56.3	3,139	17	19	73.9	16/9
1989	*Aikman, Troy.....	293	155	52.9	1,749	9	18	55.7	27/14
1990	Aikman, Troy.....	399	226	56.6	2,579	11	18	66.6	27/14
1991	Aikman, Troy.....	363	237	65.3	2,754	11	10	86.7	6/4
1992	Aikman, Troy.....	473	302	63.8	3,445	23	14	89.5	3/3
1993	Aikman, Troy.....	392	271	69.1	3,100	15	6	99.0	2/2
1994	Aikman, Troy.....	361	233	64.5	2,676	13	12	84.9	6/4
1995	Aikman, Troy.....	432	280	64.8	3,304	16	7	93.6	3/2
1996	Aikman, Troy.....	465	296	63.7	3,126	12	13	80.1	12/5
1997	Aikman, Troy.....	518	292	56.4	3,283	19	12	78.0	17/8
1998	Aikman, Troy.....	315	187	59.4	2,330	12	5	88.5	8/4
1999	Aikman, Troy.....	442	263	59.5	2,964	17	12	81.1	14/8
2000	Aikman, Troy.....	262	156	59.5	1,632	7	14	64.3	32/16
2001	*Carter, Quincy.....	176	90	51.1	1,072	5	7	63.0	DNQ

RECEIVING

Year	Player	No.	Yds.	Avg.	Long	TD	NFL/NFC Rank
1960	Doran, Jim.....	31	554	17.9	75t	3	21
1961	Howton, Billy.....	56	785	14.0	53	4	6
1962	Howton, Billy.....	49	706	14.4	69t	6	15
1963	Clarke, Frank.....	43	833	19.4	75t	10	3
1964	Clarke, Frank.....	65	973	15.0	49	5	3
1965	*Hayes, Bob.....	46	1,003	21.8	82t	12	13
1966	Hayes, Bob.....	64	1,232	19.3	95t	13	4
1967	Rentzel, Lance.....	58	996	17.2	74t	8	6
1968	Rentzel, Lance.....	54	1,009	18.7	65t	6	3
1969	Rentzel, Lance.....	43	960	22.3	75t	12	20
1970	Hayes, Bob.....	34	889	26.1	89t	10	45/26
1971	Garrison, Walt.....	40	396	9.9	36	1	23/10
1972	Hill, Calvin.....	43	364	8.5	33t	3	18/9
1973	Hill, Calvin.....	32	290	9.1	29	0	36/21
1974	Pearson, Drew.....	62	1,087	17.9	50t	2	3/2
1975	Pearson, Drew.....	46	822	17.9	46t	8	16/9
1976	Pearson, Drew.....	58	806	13.9	54	6	4/1
1977	Pearson, Drew.....	48	870	18.1	67	2	9/3
1978	Pearson, Preston.....	47	526	11.2	34	0	26/15
1979	Hill, Tony.....	60	1,062	17.7	75t	10	12/6
1980	Hill, Tony.....	60	1,055	17.6	58t	8	16/9
1981	Hill, Tony.....	46	953	20.7	63t	4	47/26
	Spring, Ron.....	46	359	7.8	32t	2	
1982	Hill, Tony.....	35	526	15.0	47	1	22/8
1983	Spring, Ron.....	73	589	8.1	80t	1	9/4
1984	Cosbie, Doug.....	60	789	13.2	36	4	28/12
1985	Hill, Tony.....	74	1,113	15.0	53t	7	9/3
1986	Walker, Herschel.....	76	837	11.0	84t	2	9/4
1987	Walker, Herschel.....	60	715	11.9	44	1	5/4
1988	Alexander, Ray.....	54	788	14.6	50t	6	34/21
1989	Martin, Kelvin.....	46	644	14.0	46	2	53/26
1990	Martin, Kelvin.....	64	732	11.4	45	0	17/9
1991	Irvin, Michael.....	93	1,523	16.4	66t	8	2/1
1992	Irvin, Michael.....	78	1,396	17.9	87t	7	7/4
1993	Irvin, Michael.....	88	1,330	15.1	61t	7	3/3
1994	Irvin, Michael.....	79	1,241	15.7	65t	6	13/8
1995	Irvin, Michael.....	111	1,603	14.4	50	10	5/5
1996	Irvin, Michael.....	64	962	15.0	61	2	27/15
1997	Irvin, Michael.....	75	1,180	15.7	55	9	12/7
1998	Irvin, Michael.....	74	1,057	14.3	51	1	14/6
1999	Ismail, Raghib.....	80	1,097	13.7	76t	6	12/8
2000	McKnight, James.....	52	926	17.8	48	2	61/31
2001	Ismail, Raghib.....	53	834	15.7	80t	2	54/24

\* Rookie



## PUNTING

Year	Player	No.	Yards	Avg.	TB	IN20	Long	Had Blk	NET	NFL/NFC Rank
1960	Sherer, Dave	57	2,420	42.5	4	15	67	0	39.5	7
1961	*Green, Allen	60	2,236	37.3	3	6	53	1	32.5	14
1962	Baker, Sam	57	2,589	45.4	4	13	72	0	40.7	3
1963	Baker, Sam	71	3,138	44.4	4	13	64	0	40.6	7
1964	*Lothridge, Billy	62	2,501	40.3	5	17	75	0	38.1	15
1965	Villanueva, Danny	60	2,505	41.8	8	11	58	0	37.9	10
1966	Villanueva, Danny	64	2,551	39.9	3	14	58	1	36.7	13
1967	Villanueva, Danny	67	2,707	40.4	4	9	57	0	35.2	9
1968	Widby, Ron	59	2,415	40.9	7	17	84	0	36.4	5
1969	Widby, Ron	63	2,729	43.3	4	9	62	0	37.2	2
1970	Widby, Ron	68	2,847	41.9	6	10	59	1	35.4	10/2
1971	Widby, Ron	55	2,329	42.3	6	8	59	1	35.3	8/3
1972	*Bateman, Marv	51	1,949	38.2	3	4	61	0	36.2	24/13
1973	Bateman, Marv	53	2,290	43.2	5	14	62	2	37.1	11/7
1974	*Carrell, Duane	40	1,591	39.8	5	15	59	0	31.4	11/5
1975	*Hoopes, Mitch	67	2,676	39.9	8	15	55	1	33.2	16/9
1976	White, Danny	70	2,690	38.4	12	13	54	2	30.5	20/9
1977	White, Danny	80	3,171	39.6	10	25	57	1	33.2	12/8
1978	White, Danny	76	3,076	40.5	11	16	56	1	33.1	8/5
1979	White, Danny	76	3,168	41.7	9	21	73	0	36.0	4/2
1980	White, Danny	71	2,903	40.9	11	17	58	0	34.9	10/5
1981	White, Danny	81	3,284	40.8	7	19	60	0	36.0	14/8
1982	White, Danny	37	1,542	41.7	2	6	56	0	37.4	8/5
1983	White, Danny	38	1,543	40.6	3	6	50	1	32.9	DNQ
1984	White, Danny	82	3,151	38.4	8	21	54	0	34.6	28/14
1985	Saxon, Mike	81	3,396	41.9	10	20	57	1	35.5	13/8
1986	Saxon, Mike	86	3,498	40.7	10	28	58	1	34.5	15/9
1987	Saxon, Mike	68	2,685	39.5	5	20	63	0	34.2	20/10
1988	Saxon, Mike	80	3,271	40.9	15	24	55	0	34.2	10/4
1989	Saxon, Mike	79	3,233	40.9	6	19	56	2	34.3	10/6
1990	Saxon, Mike	79	3,413	43.2	8	20	62	0	35.6	4/2
1991	Saxon, Mike	57	2,426	42.6	5	16	64	0	36.8	11/6
1992	Saxon, Mike	61	2,620	43.0	9	19	58	0	33.5	9/5
1993	*Jett, John	56	2,342	41.8	3	22	59	0	37.7	21/10
1994	Jett, John	70	2,935	41.9	4	26	58	0	35.4	14/6
1995	Jett, John	53	2,166	40.9	6	17	58	0	34.5	24/12
1996	Jett, John	74	3,150	42.6	9	22	60	0	36.8	18/8
1997	*Gowin, Toby	86	3,592	41.8	9	26	72	0	35.4	27/13
1998	Gowin, Toby	77	3,342	43.4	14	31	65	1	36.6	17/7
1999	Gowin, Toby	81	3,500	43.2	10	24	64	0	35.1	7/2
2000	*Knorr, Micah	58	2,485	42.8	8	12	60	0	35.8	11/4
2001	Knorr, Micah	78	3,135	40.2	6	25	57	3	31.1	27/15

## SCORING

Year	Player	TD	PAT	TWO PT	FG	Tot.	NFL/NFC Rank
1960	Cone, Fred	0	21	-	6	39	27
1961	Clarke, Frank	9	0	-	0	54	22
1962	Baker, Sam	0	50	-	14	92	6
1963	Baker, Sam	0	38	-	9	65	14
1964	*Van Raaphorst, Dick	0	28	-	14	70	13
1965	Villanueva, Danny	0	37	-	16	85	10
1966	Villanueva, Danny	0	56	-	17	107	2
1967	Hayes, Bob	11	0	-	0	66	16
	Reeves, Dan	11	0	-	0	66	
1968	Clark, Mike	0	54	-	17	105	2
1969	Clark, Mike	0	43	-	20	103	2
1970	Clark, Mike	0	35	-	18	89	12/8
1971	Clark, Mike	0	47	-	13	86	13/7
1972	Fritsch, Toni	0	36	-	21	99	7/3
1973	Fritsch, Toni	0	43	-	18	97	11/7
1974	*Herrera, Eflen	0	33	-	8	57	26/9
1975	Fritsch, Toni	0	38	-	22	104	3/2
1976	Herrera, Eflen	0	34	-	18	88	6/4
1977	Herrera, Eflen	0	39	-	18	93	3/2
1978	Septien, Rafael	0	46	-	16	94	5/2
1979	Septien, Rafael	0	40	-	19	97	8/3
1980	Septien, Rafael	0	59	-	11	92	13/6
1981	Septien, Rafael	0	40	-	27	121	1/1
1982	Septien, Rafael	0	28	-	10	58	11/5
1983	Septien, Rafael	0	57	-	22	123	5/5
1984	Septien, Rafael	0	33	-	23	102	13/6
1985	Septien, Rafael	0	42	-	19	99	17/8
1986	Septien, Rafael	0	43	-	15	88	20/9

\* Rookie





# SCORING (cont.)

Year	Player	TD	PAT	TWO PT	FG	Tot.	NFL/NFC Rank
1987	Ruzek, Roger	0	26	-	22	92	5/3
1988	Ruzek, Roger	0	27	-	12	63	36/17
1989	Ruzek, Roger	0	14	-	5	29	DNQ
1990	* Willis, Ken	0	26	-	18	80	25/13
1991	Willis, Ken	0	37	-	27	118	3/2
1992	* Elliott, Lin	0	47	-	24	119	4/3
1993	Murray, Eddie	0	38	-	28	122	6/3
1994	Smith, Emmitt	22	0	-	0	132	2/1
1995	Smith, Emmitt	25	0	0	0	150	1/1
1996	Boniol, Chris	0	24	0	32	120	6/4
1997	Cunningham, Richie	0	24	0	34	126	2/1
1998	Cunningham, Richie	0	40	0	29	127	5/3
1999	Smith, Emmitt	13	0	0	0	78	31/15
2000	* Seder, Tim	1	27	0	25	108	14/7
2001	Seder, Tim	1	12	0	11	51	53/23

# FIELD GOALS

Year	Player	Att.	Made	Pct.	Long	NFL/NFC Rank
1960	Cone, Fred	13	6	.462	45	12
1961	Bielski, Dick	9	6	.667	42	13
1962	Baker, Sam	27	14	.519	53	3
1963	Baker, Sam	20	9	.450	53	12
1964	* Van Raaphorst, Dick	29	14	.483	43	8
1965	Villaneuva, Danny	27	16	.593	41	7
1966	Villaneuva, Danny	31	17	.548	37	8
1967	Villaneuva, Danny	23	9	.391	34	14
1968	Clark, Mike	29	17	.586	50	7
1969	Clark, Mike	36	20	.555	47	5
1970	Clark, Mike	27	18	.667	43	7/4
1971	Clark, Mike	25	13	.520	48	19/9
1972	Fritsch, Toni	36	21	.583	54	18/8
1973	Fritsch, Toni	28	18	.643	37	12/4
1974	* Herrera, Efren	13	6	.615	39	11/5
1975	Fritsch, Toni	35	22	.629	43	14/8
1976	Herrera, Efren	23	18	.783	46	1/1
1977	Herrera, Efren	29	18	.621	52	12/1
1978	Septien, Rafael	26	16	.615	48	17/9
1979	Septien, Rafael	29	19	.655	51	9/4
1980	Septien, Rafael	17	11	.647	52	13/7
1981	Septien, Rafael	35	27	.771	47	4/3
1982	Septien, Rafael	14	10	.714	53	13/6
1983	Septien, Rafael	27	22	.815	47	7/3
1984	Septien, Rafael	29	23	.793	52	4/3
1985	Septien, Rafael	28	19	.679	53	18/9
1986	Septien, Rafael	21	15	.714	50	11/5
1987	Ruzek, Roger	25	22	.880	49	2/1
1988	Ruzek, Roger	22	12	.546	50	25/14
1989	Zendejas, Luis	9	5	.556	47	DNQ
1990	* Willis, Ken	25	18	.720	49	17/8
1991	Willis, Ken	39	27	.692	54	21/11
1992	* Elliott, Lin	35	24	.686	53	18/10
1993	Murray, Eddie	33	28	.848	52	5/3
1994	* Boniol, Chris	29	22	.759	47	18/6
1995	Boniol, Chris	28	27	.964	45	1/1
1996	Boniol, Chris	36	32	.889	52	1/2
1997	Cunningham, Richie	37	34	.919	53	2/1
1998	Cunningham, Richie	35	29	.829	54	11/5
1999	Cunningham, Richie	22	12	.545	47	30/15
2000	* Seder, Tim	33	25	.758	48	20/11
2001	Hilbert, Jon	15	11	.733	43	31/15
	Seder, Tim	17	11	.647	46	

# KICKOFF RETURNS

Year	Player	No.	Yds.	Avg.	Long	TD	NFL/NFC Rank
1960	Franckhauser, Tom	25	509	19.8	46	0	19
1961	* Marsh, Amos	26	667	25.7	79	0	13
1962	Marsh, Amos	29	725	25.0	101t	1	10
1963	* Stiger, Jim	18	432	24.0	66	0	12

\* Rookie



## KICKOFF RETURNS (cont.)

Year	Player	No.	Yds.	Avg.	Long	TD	NFL/NFC Rank
1964	*Renfro, Mel	40	1,017	25.4	65	0	7
1965	Renfro, Mel	21	630	30.0	100t	1	4
1966	Renfro, Mel	19	487	25.6	87t	1	9
1967	Garrison, Walt	20	366	18.3	36	0	23
1968	Baynham, Craig	23	590	25.7	40	0	7
1969	*Flowers, Richmond	11	283	25.7	30	0	29
1970	*Thomas, Duane	19	416	21.9	33	0	23/10
1971	Harris, Cliff	29	823	28.4	77	0	4/4
1972	Harris, Cliff	26	615	23.7	44	0	23/11
1973	Montgomery, Mike	6	175	29.2	63	0	DNQ
1974	*Morgan, Dennis	35	823	23.5	43	0	21/11
1975	Pearson, Preston	16	391	24.4	42	0	13/7
1976	*Johnson, Butch	28	693	24.8	74	0	11/5
1977	Johnson, Butch	22	536	24.4	64	0	9/5
1978	Johnson, Butch	29	603	20.8	56	0	27/12
1979	*Springs, Ron	38	780	20.5	70	0	25/12
1980	*Jones, James	32	720	22.5	41	0	11/6
1981	Jones, James	27	517	19.1	33	0	36/17
1982	Fellows, Ron	16	359	22.4	35	0	16/9
1983	Fellows, Ron	43	855	19.9	53	0	26/12
1984	Allen, Gary	33	666	20.2	34	0	24/11
1985	*Lavette, Robert	34	682	20.1	34	0	27/13
1986	Lavette, Robert	36	699	19.4	37	0	27/12
1987	Clack, Darryl	29	635	21.9	48	0	9/7
1988	Burbage, Cornell	20	448	22.4	53	0	9/2
1989	*Dixon, James	47	1,181	25.1	97t	1	5/2
1990	Dixon, James	36	736	20.4	47	0	13/7
1991	Wright, Alexander	21	514	24.5	102t	1	3/2
1992	Martin, Kelvin	24	503	21.0	59	0	13/10
1993	*Williams, Kevin	31	689	22.2	49	0	8/6
1994	Williams, Kevin	43	1,148	26.7	87t	1	4/3
1995	Williams, Kevin	49	1,108	22.6	43	0	16/6
1996	Walker, Herschel	27	779	28.9	89	0	2/2
1997	Walker, Herschel	50	1,167	23.3	49	0	16/10
1998	Mathis, Kevin	25	621	24.8	42	0	13/6
1999	Tucker, Jason	22	613	27.9	79	0	2/2
2000	Tucker, Jason	51	1,099	21.5	90	0	27/13
2001	Swinton, Reggie	56	1,327	23.7	77	0	9/7

## PUNT RETURNS

Year	Player	No.	Yds.	Avg.	Long	TD	NFL/NFC Rank
1960	Butler, Bill	13	131	10.1	46	0	2
1961	*Marsh, Amos	14	71	5.1	19	0	14
1962	Lockett, J.W.	8	45	5.6	17	0	14
1963	*Stiger, Jim	14	141	10.1	45	0	6
1964	*Renfro, Mel	32	418	13.1	69t	1	3
1965	Renfro, Mel	24	145	6.0	35	0	9
1966	Hayes, Bob	17	106	6.2	18	0	7
1967	Hayes, Bob	24	276	11.5	69t	1	2
1968	Hayes, Bob	15	312	20.8	90t	2	1
1969	Hayes, Bob	18	179	9.9	50	0	3
1970	Hayes, Bob	15	116	7.7	34	0	20/7
1971	Harris, Cliff	17	129	7.6	35	0	11/4
1972	Harris, Cliff	19	78	4.1	21	0	21/11
1973	*Richards, Golden	21	139	6.6	46	0	23/10
1974	*Morgan, Dennis	19	287	15.1	98t	1	3/2
1975	Richards, Golden	28	288	10.3	43t	1	12/5
1976	*Johnson, Butch	45	489	10.9	55	0	8/4
1977	Johnson, Butch	50	423	8.5	38	0	20/7
1978	Johnson, Butch	51	401	7.9	23	0	18/9
1979	*Wilson, Steve	35	236	6.8	13	0	20/7
1980	*Jones, James	54	548	10.1	52	0	5/4
1981	Jones, James	33	188	5.7	17	0	28/14
1982	Fellows, Ron	25	189	7.6	17	0	18/8
1983	Hill, Rod	30	232	7.7	37	0	20/10
1984	Allen, Gary	54	446	8.3	18	0	16/8
1985	Bates, Bill	22	152	6.9	21	0	20/8
1986	Banks, Gordon	27	160	5.9	20	0	22/11
1987	*Martin, Kelvin	22	216	9.8	38	0	12/7
1988	Martin, Kelvin	44	360	8.2	21	0	17/7
1989	Shepard, Derrick	24	160	6.7	17	0	-
1990	Shepard, Derrick	20	121	6.1	13	0	20/13
1991	Martin, Kelvin	21	244	11.6	85t	1	3/3
1992	Martin, Kelvin	42	532	12.7	79t	2	2/2

\* Rookie





PUNT RETURNS (cont.)

Year	Player	No.	Yds.	Avg.	Long	TD	NFL/NFC Rank
1993	*Williams, Kevin	36	381	10.6	64t	2	8/3
1994	Williams, Kevin	39	349	8.9	83t	1	13/6
1995	Williams, Kevin	18	166	9.2	30	0	DNQ
1996	Martin, Kelvin	41	373	9.1	22	0	16/7
1997	Sanders, Deion	33	407	12.3	83t	1	5/3
1998	Sanders, Deion	24	375	15.6	69t	2	1/1
1999	Sanders, Deion	30	344	11.5	76	1	7/4
2000	McGarity, Wane	30	353	11.8	64t	2	8/3
2001	Swinton, Reggie	31	414	13.4	65t	1	3/2

INTERCEPTIONS

Year	Player	No.	Yds.	Avg.	Long	TD	NFL/NFC Rank
1960	Bishop, Don	3	13	4.3	13	0	25
	Franckhauser, Tom	3	11	3.7	9	0	
1961	Bishop, Don	8	172	21.5	57	0	2
1962	Bishop, Don	6	134	22.3	44	0	9
1963	Green, Cornell	7	211	30.1	55	0	6
1964	*Renfro, Mel	7	110	15.7	39t	1	4
1965	Green, Cornell	3	49	16.3	43	0	27
	Livingston, Warren	3	5	1.7	5	0	
	*Logan, Obert	3	5	1.7	3	0	
1966	Green, Cornell	4	88	22.0	41	1	21
1967	Green, Cornell	7	52	7.4	28	0	7
	Renfro, Mel	7	38	5.4	30	0	
1968	Howley, Chuck	6	115	19.2	58	1	11
1969	Renfro, Mel	10	118	11.8	41	0	1
1970	*Waters, Charlie	5	45	9.0	20	0	16/9
1971	Adderley, Herb	6	182	30.3	46	0	9/4
1972	Waters, Charlie	6	132	22.0	56	1	7/3
1973	Jordan, Lee Roy	6	78	13.0	31t	1	4/2
1974	Harris, Cliff	3	8	2.7	8	0	42/20
1975	Jordan, Lee Roy	6	80	13.3	38	0	7/4
1976	Washington, Mark	4	49	12.3	22	0	24/11
1977	Harris, Cliff	5	7	1.4	7	0	16/7
1978	Barnes, Benny	5	72	14.4	38	0	25/14
1979	Hughes, Randy	2	91	45.5	68	0	93/45
	Harris, Cliff	2	35	17.5	20	0	
	Barnes, Benny	2	20	10.0	11	0	
	Lewis, D.D.	2	8	4.0	5	0	
	Kyle, Aaron	2	0	0.0	0	0	
1980	Thurman, Dennis	5	114	22.8	78t	1	24/10
	Waters, Charlie	5	78	15.6	29	0	
1981	*Walls, Everson	11	133	12.1	33	0	1/1
1982	Walls, Everson	7	61	8.7	37	0	1/1
1983	Thurman, Dennis	6	49	8.2	34	0	15/8
1984	Downs, Michael	7	126	18.0	27t	1	4/2
1985	Walls, Everson	9	31	3.4	19	0	1/1
1986	Downs, Michael	6	54	9.0	31	0	11/7
1987	Walls, Everson	5	38	7.6	30	0	7/4
1988	Williams, Robert	2	18	9.0	12	0	81/47
	Downs, Michael	2	3	1.5	3	0	
	Walls, Everson	2	0	0.0	0	0	
1989	Lockhart, Eugene	2	14	7.0	12	0	81/41
1990	Holt, Issiac	3	72	24.0	64t	1	33/17
	Washington, James	3	24	8.0	13	0	
1991	Holt, Issiac	4	2	0.5	2	0	23/13
1992	Washington, James	3	31	10.3	16	0	43/20
	Gant, Kenneth	3	19	6.3	11	0	
1993	Smith, Kevin	6	56	9.3	32t	1	7/2
1994	Woodson, Darren	5	140	28.0	94t	1	10/5
	Washington, James	5	43	8.6	25	0	
1995	Brown, Larry	6	124	20.7	65t	2	5/4
	Marion, Brock	6	40	6.7	32t	1	
1996	Smith, Kevin	5	45	9.0	24	0	11/6
	Woodson, Darren	5	43	8.6	21	0	
1997	Sanders, Deion	2	81	40.5	50t	1	51/34
	*Stoutmire, Omar	2	8	4.0	8	0	
1998	Sanders, Deion	5	153	30.6	71t	1	14/5
1999	Coakley, Dexter	4	119	29.8	46t	1	25/12
2000	Sparks, Phillippi	5	59	11.8	43	0	17/9
2001	Woodson, Darren	3	11	3.7	6	0	35/21

\* Rookie



## THE RECORDS

### TACKLES

Year	Player	Solo	Assists	Total
1979	Breunig, Bob	81	- 86	- 167
1980	Breunig, Bob	69	- 60	- 129
1981	Breunig, Bob	63	- 51	- 114
1982	Downs, Michael	49	- 21	- 70
1983	Breunig, Bob	69	- 57	- 126
1984	Downs, Michael	96	- 40	- 136
1985	Lockhart, Eugene	69	- 59	- 128
1986	Lockhart, Eugene	77	- 44	- 121
1987	Downs, Michael	58	- 28	- 86
1988	Bates, Bill	85	- 39	- 124
1989	Lockhart, Eugene	154	- 68	- 222
1990	Lockhart, Eugene	72	- 67	- 139
1991	Del Rio, Jack	77	- 53	- 130
1992	Norton, Ken	64	- 56	- 120
1993	Norton, Ken	93	- 66	- 159
1994	Jones, Robert	83	- 79	- 162
1995	Woodson, Darren	90	- 54	- 144
1996	Strickland, Fred	87	- 66	- 153
1997	Marion, Brock	92	- 66	- 158
1998	Woodson, Darren	74	- 62	- 136
1999	Godfrey, Randall	95	- 48	- 143
2000	Hambrick, Darren	78	- 76	- 154
2001	Nguyen, Dat	104	- 68	- 172

### Largest Margin

#### VICTORY

- 49 pts, (56-7) vs. Philadelphia, Oct. 9, 1966
- 46 pts, (59-13) @ Detroit, Sept. 15, 1968
- 45 pts, (52-7) vs. N.Y. Giants, Sept. 18, 1966
- 45 pts, (59-14) vs. San Fran., Oct. 12, 1980
- 44 pts, (51-7) vs. Seattle, Nov. 27, 1980
- 42 pts, (52-10) vs. Houston, Dec. 20, 1970
- 42 pts, (52-10) vs. N.Y. Jets, Dec. 4, 1971
- 41 pts, (48-7) vs. Arizona, Oct. 22, 2000
- 38 pts, (38-0) @ Baltimore, Sept. 4, 1978
- 37 pts, (40-3) @ New Orleans, Sept. 24, 1973
- 37 pts, (37-0) vs. Detroit, Oct. 30, 1977

#### DEFEAT

- 44 pts, (44-0) vs. Chicago, Nov. 17, 1985
- 41 pts, (48-7) vs. Cleveland, Oct. 16, 1960
- 41 pts, (54-13) @ Minnesota, Oct. 18, 1970
- 40 pts, (43-3) vs. Minnesota, Nov. 13, 1988
- 38 pts, (45-7) vs. Baltimore, Oct. 30, 1960
- 38 pts, (38-0) vs. St. Louis, Nov. 16, 1970
- 36 pts, (43-7) vs. Philadelphia, Oct. 22, 1961
- 34 pts, (41-7) @ Green Bay, Nov. 13, 1960
- 33 pts, (36-3) vs. Philadelphia, Nov. 18, 2001
- 32 pts, (52-20) @ St. Louis, Dec. 9, 1962
- 32 pts, (42-10) @ Cleveland, Nov. 2, 1969

### SACKS

Year	Player	Sacks
1960	Gonzaga, John	2.0
1961	Borden, Nate	3.0
	Howley, Chuck	3.0
	Lilly, Bob	3.0
1962	Lilly, Bob	10.0
1963	Lilly, Bob	5.0
1964	Andrie, George	12.5
1965	Andrie, George	14.5
1966	Andrie, George	18.5
1967	Andrie, George	11.5
1968	Pugh, Jethro	15.5
1969	Pugh, Jethro	13.0
1970	Pugh, Jethro	13.5
1971	Pugh, Jethro	13.0
1972	Pugh, Jethro	7.5
1973	Toomay, Pat	10.5
1974	Martin, Harvey	7.5
1975	Martin, Harvey	9.5
1976	Martin, Harvey	14.5
1977	Martin, Harvey	23.0
1978	White, Randy	16.0
1979	Martin, Harvey	8.5
1980	Martin, Harvey	12.0
1981	Jones, Ed	9.5
1982	Martin, Harvey	8.0
1983	White, Randy	12.5
1984	White, Randy	12.5
1985	Jones, Ed	13.0
1986	Jeffcoat, Jeff	14.0
1987	Jones, Ed	10.0
1988	Cobb, Reggie	7.5
	Noonan, Danny	7.5
1989	Jeffcoat, Jim	11.5
1990	Stubbs, Daniel	7.5
	Jones, Jimmie	7.5
1991	Tolbert, Tony	7.0
1992	Jeffcoat, Jim	10.5
1993	Tolbert, Tony	7.5
1994	Haley, Charles	12.5
1995	Haley, Charles	10.5
1996	Tolbert, Tony	12.0
1997	Carver, Shante	6.0
1998	Pittman, Kavika	6.0
1999	Ellis, Greg	7.5
2000	Ekuban, Ebenezer	6.5
2001	Ellis, Greg	6.0

## Temperature at Kickoff

### COWBOYS WARMEST GAMES

DATE	TEAM	W/L	SCORE	TEMP.
9/3/00	Philadelphia	L	14-41	109°
9/7/97	@ Arizona	L	22-25	101°
9/10/00	@ Arizona	L	31-32	100°
9/20/92	Phoenix	W	31-20	99°
9/13/81	St. Louis	W	30-17	98°
9/12/88	@ Phoenix	W	17-14	98°
9/12/93	Buffalo	L	10-13	97°
9/6/98	Arizona	W	38-10	97°
9/16/90	N.Y. Giants	L	7-28	96°
9/21/80	Tampa Bay	W	28-17	95°
9/15/97	Philadelphia	W	21-20	95°

#### Playoffs

1/14/96	Green Bay	W	38-27	72°
12/19/76	L.A. Rams	L	12-14	71°
1/21/79	*Pittsburgh	L	31-35	71°
1/17/71	*Baltimore	L	13-16	70°
*@ Miami				

### COWBOYS COLDEST GAMES

DATE	TEAM	W/L	SCORE	TEMP.
12/15/63	@ St. Louis	W	28-24	16°
12/6/92	@ Denver	W	31-27	19°
12/10/95	@ Phila.	L	17-20	19°
12/16/89	@ N.Y. Giants	L	0-15	20°
12/15/68	@ N.Y. Giants	W	28-10	21°
12/11/60	@ Detroit	L	14-23	22°
12/16/73	@ St. Louis	W	30-3	22°
11/23/97	@ Green Bay	L	17-45	22°
12/19/81	@ N.Y. Giants	L	10-13	25°
12/9/61	@ St. Louis	L	20-52	26°
12/21/75	@ N.Y. Jets	W	31-21	28°

Coldest regular season home game:

11/25/93	Miami	L	14-16	32°
----------	-------	---	-------	-----

#### Playoffs

12/31/67	@ Green Bay	L	17-21	-13°
1/11/81	@ Philadelphia	L	7-20	16°
1/7/96	Philadelphia	W	30-11	26°
12/28/75	@ Minnesota	W	17-14	27°
12/26/83	L.A. Rams	L	17-27	27°





# Cowboys Individual Records

1960 — 12 games; 1961-77 — 14 games; 1978-2001 — 16 games.

NOTE: The 1982 regular season was reduced to nine games and the 1987 season to 15 games due to players' strikes.

## SERVICE

### Most Seasons

- 15 Ed Jones, 1974-78, 1980-89
- 15 Bill Bates, 1983-97
- 15 Mark Tuinei, 1983-97
- 14 Bob Lilly, 1961-74
- 14 Lee Roy Jordan, 1963-76
- 14 Mel Renfro, 1964-77
- 14 Jethro Pugh, 1965-78
- 14 Randy White, 1975-88
- 14 Tom Rafferty, 1976-89

### Most Games Played

- 224 Ed Jones, 1974-78, 1980-89
- 217 Bill Bates, 1983-97
- 209 Randy White, 1975-88

### Most Consecutive Games Played

- 196 Bob Lilly, 1961-74
- 176 Dale Hellestrae, 1990-00
- 168 Cornell Green, 1962-74

### Most Games Started

- 203 Ed Jones, 1974-78, 1980-89
- 194 Bob Lilly, 1961-74
- 183 Tom Rafferty, 1976-89
- 183 Emmitt Smith, 1990-2001

### Most Consecutive Games Started

- 154 Lee Roy Jordan, 1966-76
- 145 Cornell Green, 1964-74
- 135 Bob Lilly, 1965-74
- 135 D.D. Lewis, 1972-81

## SCORING

### Most Seasons Leading Team

- 9 Rafael Septien, 1978-86
- 4 Mike Clark, 1968-71
- 3 Roger Ruzek, 1987-89
- 3 Emmitt Smith, 1994-95, 1999

### Most Consecutive Seasons Leading Team

- 9 Rafael Septien, 1978-86
- 4 Mike Clark, 1968-71
- 3 Roger Ruzek, 1987-89

## POINTS

### Career

- 956 Emmitt Smith, 1990-2001 (159-td, 1-2pt)
- 874 Rafael Septien, 1978-86 (388-pat, 162-ig)
- 516 Tony Dorsett, 1977-87 (86-td)

### Season

- 150 Emmitt Smith, 1995 (25-td)
- 132 Emmitt Smith, 1994 (22-td)
- 127 Chris Boniol, 1995 (46-pat, 27-ig)
- 127 Richie Cunningham, 1998 (40-pat, 29-ig)

### Most Seasons, 100 or More Points

- 3 Rafael Septien, 1981, 1983-84
- 3 Emmitt Smith, 1992, 1994-95
- 3 Chris Boniol, 1994-96
- 2 Mike Clark, 1968-69
- 2 Richie Cunningham, 1997-98

### Season, Rookie

- 119 Lin Elliott, 1992 (47-pat, 24-ig)
- 114 Chris Boniol, 1994 (48-pat, 22-ig)
- 108 Tim Seder, 2000 (27-pat, 25-ig, 1-TD)

### Game

- 24 Dan Reeves, vs. Atlanta, 11/5/67 (4 TDs)
- 24 Bob Hayes, vs. Houston, 12/20/70 (4 TDs)
- 24 Calvin Hill, @ Buffalo, 9/19/71 (4 TDs)
- 24 Duane Thomas, vs. St. Louis, 12/18/71 (4 TDs)
- 24 Emmitt Smith, vs. Phoenix, 12/16/90 (4 TDs)
- 24 Emmitt Smith, @ N.Y. Giants, 9/4/95 (4 TDs)

### Game, Opponent

- 24 Dick James, @ Washington, 12/17/61
- 24 Harold Jackson, @ Rams, 10/14/73
- 24 Sterling Sharpe, vs. Green Bay, 11/24/94

### Most Consecutive Games Scoring

- 111 Rafael Septien, 1978-85
- 48 Chris Boniol, 1994-96
- 44 Richie Cunningham, 1997-99

## TOUCHDOWNS

### Most Seasons Leading Team

- 11 Emmitt Smith, 1990-96, 1998-2001
- 7 Tony Dorsett, 1977-78, 1980, 1982-85
- 4 Bob Hayes, 1965, 1967-68, 1970
- 4 Herschel Walker, 1986-89

### Most Consecutive Seasons Leading Team

- 7 Emmitt Smith, 1990-96
- 4 Tony Dorsett, 1982-85
- 4 Herschel Walker, 1986-89
- 4 Emmitt Smith, 1998-2001

### Career

- 159 Emmitt Smith, 1990-2001 (148-r, 11-p)
- 86 Tony Dorsett, 1977-87 (72-r, 13-p, 1-ret.)
- 76 Bob Hayes, 1965-74 (2-r, 71-p, 3-ret.)

### Season

- 25 Emmitt Smith, 1995 (25-r)
- 22 Emmitt Smith, 1994 (21-r, 1-p)
- 19 Emmitt Smith, 1992 (18-r, 1p)

### Season, Rookie

- 13 Bob Hayes, 1965 (1-r, 12-p)
- 13 Tony Dorsett, 1977 (12-r, 1-p)
- 11 Emmitt Smith, 1990 (11-r)

### Game

- 4 Dan Reeves, vs. Atlanta, 11/5/67 (2-r, 2-p)
- 4 Bob Hayes, vs. Houston, 12/20/70 (4-p)
- 4 Calvin Hill, @ Buffalo, 9/19/71 (4-r)
- 4 Duane Thomas, vs. St. Louis, 12/18/71 (3-r, 1-p)
- 4 Emmitt Smith, vs. Phoenix, 12/16/90 (4-r)
- 4 Emmitt Smith, @ N.Y. Giants, 9/4/95 (4-r)

### Game, Opponent

- 4 Dick James, @ Wash., 12/17/61 (3-r, 1-p)
- 4 Harold Jackson, @ Rams, 10/14/73 (4-p)
- 4 Sterling Sharpe, vs. Green Bay, 11/24/94 (4-p)

### Most Consecutive Games Scoring Touchdown

- 11 Emmitt Smith, 1994-95
- 11 Emmitt Smith, 1995
- 9 Emmitt Smith, 1993-94
- 9 Emmitt Smith, 1998-99

## POINTS AFTER TOUCHDOWN

### Most Attempted, Career

- 398 Rafael Septien, 1978-86
- 182 Mike Clark, 1968-71, 1973
- 128 Danny Villanueva, 1965-67

### Most Attempted, Season

- 60 Rafael Septien, 1980
- 59 Rafael Septien, 1983
- 56 Danny Villanueva, 1966

### Most Attempted, Game

- 8 Danny Villanueva, vs. Philadelphia, 10/19/66
- 8 Mike Clark, vs. Detroit, 9/15/68
- 8 Rafael Septien, vs. San Francisco, 10/12/80

### Most Attempted, Game, Opponent

- 7 Gerry Perry, @ St. Louis, 12/9/62
- 6 Ten times, last by Jason Elam, @ Denver, 9/13/98

### Most Made, Career

- 388 Rafael Septien, 1978-86
- 180 Mike Clark, 1968-71, 1973
- 125 Danny Villanueva, 1965-67

### Most Made, Season

- 59 Rafael Septien, 1980
- 57 Rafael Septien, 1983
- 56 Danny Villanueva, 1966

### Most Made, Game

- 8 Rafael Septien, vs. San Francisco, 10/12/80
- 8 Mike Clark, vs. Detroit, 9/15/68
- 8 Danny Villanueva, vs. Philadelphia, 10/19/66

### Most Made, Game, Opponent

- 7 Gerry Perry, @ St. Louis, 12/9/62
- 6 Ten times, last by Jason Elam, @ Denver, 9/13/98

### Most Consecutive Made

- 100 Danny Villanueva, 1965-67
- 99 Mike Clark, 1969-1971
- 95 Richie Cunningham, 1997-99

### Highest Percentage Made, Career (200 made)

- 97.5 Rafael Septien (398-388)

**Most Made, No Misses, Season**

- 56 Danny Villanueva, 1966
- 54 Mike Clark, 1968
- 48 Chris Boniol, 1994

**FIELD GOALS****Most Attempted, Career**

- 226 Rafael Septien, 1978-88
- 119 Mike Clark, 1968-71, 1973
- 107 Toni Fritsch, 1971-73, 1975

**Most Attempted, Season**

- 39 Ken Willis, 1991
- 37 Richie Cunningham, 1997
- 36 Toni Fritsch, 1972
- 36 Mike Clark, 1969
- 36 Chris Boniol, 1996

**Most Attempted, Game**

- 7 Mike Clark, @ Chicago, 11/24/68
- 7 Chris Boniol, vs. Green Bay, 11/18/96
- 6 Toni Fritsch, vs. Rams, 9/21/75
- 6 Richie Cunningham, @ Arizona, 9/7/97
- 6 Tim Seder, vs. Cincinnati, 11/12/00

**Most Attempted, Opponent, Game**

- 7 Sam Baker, @ Philadelphia, 12/5/65
- 6 Tommy Davis, vs. San Francisco, 11/20/60
- 6 Chester Marcol, @ Green Bay, 10/1/72

**Most Made, Career**

- 162 Rafael Septien, 1978-88
- 81 Chris Boniol, 1994-96
- 75 Richie Cunningham, 1997-99

**Most Made, Season**

- 34 Richie Cunningham, 1997
- 32 Chris Boniol, 1996
- 29 Richie Cunningham, 1998

**Most Made, Season, Rookie**

- 25 Tim Seder, 2000
- 24 Lin Elliott, 1992
- 22 Chris Boniol, 1994

**Most Made, Game**

- 7 Chris Boniol, vs. Green Bay, 11/18/96
- 5 Roger Ruzek, @ Rams, 12/21/87
- 5 Eddie Murray, vs. Green Bay, 10/3/93
- 5 Chris Boniol, vs. N.Y. Giants, 12/17/95
- 5 Richie Cunningham, @ Arizona, 9/7/97

**Most Made, Opponent, Game**

- 5 Morten Andersen, vs. Atlanta, 10/20/96
- 5 David Akers, vs. Philadelphia, 11/18/01
- 4 Many times, last by Jason Elam, vs. Denver, 11/22/01

**Most Made, No Misses, Game**

- 7 Chris Boniol, vs. Green Bay, 11/18/96
- 5 Roger Ruzek, @ Rams, 12/21/87
- 5 Eddie Murray, vs. Green Bay, 10/3/93
- 5 Chris Boniol, vs. N.Y. Giants, 12/17/95
- 5 Richie Cunningham, vs. Philadelphia, 9/15/97

**Most Made, One Half**

- 5 Chris Boniol, vs. Green Bay, 11/18/96
- 4 Roger Ruzek, vs. N.Y. Giants, 11/2/87
- 4 Richie Cunningham, @ Arizona, 9/7/97

**Most Made, One Quarter**

- 4 Roger Ruzek, vs. N.Y. Giants, 11/2/87

**Most Consecutive Field Goals Made**

- 27 Chris Boniol, 1996
- 26 Chris Boniol, 1995-96
- 18 Richie Cunningham, 1997

**Most Consecutive Games Made**

- 12 Richie Cunningham, 1997
- 11 Lin Elliott, 1992-93
- 11 Chris Boniol, 1995-96
- 10 Mike Clark, 1969-70
- 10 Toni Fritsch, 1972-73
- 10 Toni Fritsch, 1975

**Longest Field Goal**

- 54 Toni Fritsch, @ N.Y. Giants, 9/24/72
- 54 Ken Willis, @ Cleveland, 9/1/91
- 54 Richie Cunningham, @ Denver, 9/13/98
- 53 Seven times, last by Richie Cunningham, @ Pittsburgh, 8/31/97

**Longest Field Goal, Opponent**

- 59 Tony Franklin, vs. Philadelphia, 11/12/79
- 55 Fred Steinfert, @ Denver, 9/14/80
- 55 Chip Lohmiller, @ Washington, 9/23/90

**Most Made, 50 or More Yards, Career**

- 8 Rafael Septien, 1978-86
- 4 Ken Willis, 1990-91

**Most Made, 50 or More Yards, Season**

- 4 Ken Willis, 1991
- 3 Lin Elliott, 1992
- 3 Eddie Murray, 1993

**Most Made, 50 or More Yards, Game**

- 2 Eddie Murray, @ Minnesota, 12/12/93

**Highest Field Goal Percentage, Career (100 made)**

- 71.7 Rafael Septien, 1978-86 (226-162)

**Highest Field Goal Percentage, Season (Qualifiers)**

- 96.4 Chris Boniol, 1995 (27-28)
- 91.9 Richie Cunningham, 1997 (34-37)
- 88.9 Chris Boniol, 1996 (32-36)

**Highest Field Goal Percentage, Season, Rookie (Qualifiers)**

- 75.9 Chris Boniol, 1994 (22-29)
- 75.8 Tim Seder, 2000 (25-33)
- 72.0 Ken Willis, 1990 (18-25)

**SAFETIES****Most, Career**

- 2 Jethro Pugh, 1965-78
- 2 Benny Barnes, 1972-82
- 2 Harvey Martin, 1973-83

**Most, Season**

- 2 Benny Barnes, 1973

**Most, Game**

- 1 By many, last by Izell Reese, @ Carolina, 10/1/00

**RUSHING****Most Seasons Leading Team**

- 12 Emmitt Smith, 1990-2001
- 10 Tony Dorsett, 1977-86
- 7 Don Perkins, 1961-65, 1967-68

**Most Consecutive Seasons Leading Team**

- 12 Emmitt Smith, 1990-2001
- 10 Tony Dorsett, 1977-86
- 5 Don Perkins, 1961-65

**Most Consecutive Games Leading Team**

- 41 Emmitt Smith, 1994-96
- 32 Emmitt Smith, 1990-92
- 26 Herschel Walker, 1987-88

**ATTEMPTS****Career**

- 3,798 Emmitt Smith, 1990-2001
- 2,755 Tony Dorsett, 1977-87
- 1,500 Don Perkins, 1961-68

**Season**

- 377 Emmitt Smith, 1995
- 373 Emmitt Smith, 1992
- 368 Emmitt Smith, 1994

**Season, Rookie**

- 241 Emmitt Smith, 1990
- 208 Tony Dorsett, 1977
- 204 Calvin Hill, 1969

**Game**

- 35 Emmitt Smith, vs. N.Y. Giants, 11/7/94
- 34 Emmitt Smith, @ Washington, 11/24/91
- 32 7 times, last by Emmitt Smith, vs. Green Bay, 11/24/94

**Game Opponent**

- 40 Barry Sanders, vs. Detroit, 9/19/94
- 38 Walter Payton, vs. Chicago, 11/26/81
- 36 Charlie Garner, vs. San Francisco, 9/24/00

**YARDS GAINED****Career**

- 16,187 Emmitt Smith, 1990-2001
- 12,036 Tony Dorsett, 1977-87
- 6,217 Don Perkins, 1961-68

**Season**

- 1,773 Emmitt Smith, 1995
- 1,713 Emmitt Smith, 1992
- 1,646 Tony Dorsett, 1981
- 1,563 Emmitt Smith, 1991
- 1,514 Herschel Walker, 1988

**Season, Rookie**

- 1,007 Tony Dorsett, 1977
- 942 Calvin Hill, 1969
- 937 Emmitt Smith, 1990



**Game**

- 237 Emmitt Smith, @ Philadelphia, 10/31/93  
 206 Tony Dorsett, vs. Philadelphia, 12/4/77  
 183 Tony Dorsett, @ N.Y. Giants, 11/9/80

**Game, Rookie**

- 206 Tony Dorsett, vs. Philadelphia, 12/4/77  
 150 Calvin Hill, @ Washington, 11/16/69  
 141 Tony Dorsett, @ St. Louis, 10/9/77

**Game, Opponent**

- 232 Jim Brown, vs. Cleveland, 9/22/63  
 210 Warrick Dunn, @ Tampa Bay, 12/3/00  
 206 Greg Bell, @ Buffalo, 11/18/84

**Longest Run (All TDs)**

- 99 Tony Dorsett, @ Minnesota, 1/3/83  
 84 Herschel Walker, vs. Philadelphia, 12/14/86  
 84 Tony Dorsett, vs. Philadelphia, 12/4/77

**Longest Run, Opponent (All TDs)**

- 85 Greg Bell, @ Buffalo, 11/18/84  
 77 Keith Byars, vs. Miami, 11/25/93  
 76 O.J. Anderson, @ St. Louis, 9/2/79

**Most Seasons, 1,000 or More Yards**

- 11 Emmitt Smith, 1991-2001  
 8 Tony Dorsett, 1977-81, 1983-85  
 2 Calvin Hill, 1972-73

**Most Consecutive Seasons, 1,000 or More Yards**

- 11 Emmitt Smith, 1991-2001  
 5 Tony Dorsett, 1977-81  
 3 Tony Dorsett, 1983-85

**Most Games, 100 or More Yards, Career**

- 74 Emmitt Smith, 1990-2001  
 43 Tony Dorsett, 1977-87  
 16 Calvin Hill, 1969-74

**Most Games, 100 or More Yards, Season**

- 11 Emmitt Smith, 1995  
 9 Tony Dorsett, 1981  
 9 Emmitt Smith, 1999  
 8 Tony Dorsett, 1983  
 8 Emmitt Smith, 1991

**Most Consecutive Games, 100 or More Yards**

- 4 Tony Dorsett, 1979  
 4 Emmitt Smith, 1995  
 4 Emmitt Smith, 1995  
 3 seven times, last by Emmitt Smith, 2000

**AVERAGE GAIN****Career (750 att.)**

- 4.37 Tony Dorsett, 1977-87 (2,755-12,036)  
 4.32 Walt Garrison, 1966-74 (899-3,886)  
 4.30 Calvin Hill, 1969-74 (1,166-5,009)

**Season (Qualifiers)**

- 5.57 Amos Marsh, 1962 (144-802)  
 5.32 Duane Thomas, 1970 (151-803)  
 5.25 Emmitt Smith, 1993 (283-1,486)

**Game (10 att.)**

- 12.1 Walt Garrison, vs. Washington, 12/9/72 (10-121)  
 10.9 Amos Marsh, @ Washington, 11/4/62 (10-109)  
 10.8 Dan Reeves, vs. Washington, 12/11/66 (10-108)

**TOUCHDOWNS****Most Seasons Leading Team**

- 12 Emmitt Smith, 1990-2001  
 7 Tony Dorsett, 1977, 1979-80, 1982-85  
 6 Don Perkins, 1961-64, 1966-67

**Most Consecutive Seasons Leading Team**

- 12 Emmitt Smith, 1990-2001  
 4 Don Perkins, 1961-64  
 4 Tony Dorsett, 1982-85  
 4 Herschel Walker, 1986-89

**Career**

- 148 Emmitt Smith, 1990-2001  
 72 Tony Dorsett, 1977-87  
 42 Don Perkins, 1961-88

**Season**

- 25 Emmitt Smith, 1995  
 21 Emmitt Smith, 1994  
 18 Emmitt Smith, 1992

**Season, Rookie**

- 12 Tony Dorsett, 1977  
 11 Emmitt Smith, 1990

**Game**

- 4 Calvin Hill, @ Buffalo, 9/19/71  
 4 Emmitt Smith, vs. Phoenix, 12/16/90  
 4 Emmitt Smith, @ N.Y. Giants, 9/4/95

**Game, Opponent**

- 3 Jim Taylor, @ Green Bay, 11/13/60  
 3 Dick James, vs. Washington, 12/17/61  
 3 Cleveland Gary, @ Rams, 11/18/90  
 3 Terry Allen, @ Washington, 12/22/96  
 3 Terrell Davis, @ Denver, 9/13/98

**Most Consecutive Games Rushing for Touchdown**

- 11 Emmitt Smith, 1994-95  
 11 Emmitt Smith, 1995  
 7 Emmitt Smith, 1994

**PASSING****Most Seasons Leading Team**

- 12 Troy Aikman, 1989-00  
 8 Roger Staubach, 1971, 1973-79  
 7 Danny White, 1980-85, 1987

**Most Consecutive Seasons Leading Team**

- 12 Troy Aikman, 1989-00  
 7 Roger Staubach, 1973-79  
 6 Don Meredith, 1963-68  
 6 Danny White, 1980-85

**RATING****Highest, Career (1,500 att.)**

- 83.42 Roger Staubach, 1969-79  
 81.71 Danny White, 1976-88  
 81.62 Troy Aikman, 1989-00

**Highest, Season (Qualifiers)**

- 104.8 Roger Staubach, 1971  
 99.0 Troy Aikman, 1993  
 94.6 Roger Staubach, 1973

**Highest, Rookie, Season (Qualifiers)**

- 55.7 Troy Aikman, 1989

**ATTEMPTS****Career**

- 4,715 Troy Aikman, 1989-00  
 2,958 Roger Staubach, 1969-79  
 2,950 Danny White, 1976-88

**Season**

- 533 Danny White, 1983  
 518 Troy Aikman, 1997  
 473 Troy Aikman, 1992

**Season, Rookie**

- 293 Troy Aikman, 1989  
 219 Steve Walsh, 1989  
 176 Quincy Carter, 2001

**Game**

- 57 Troy Aikman, vs. Minnesota, 11/26/98  
 53 Troy Aikman, @ Cincinnati, 12/14/97  
 52 Troy Aikman, @ N.Y. Giants, 10/5/97

**Game, Opponent**

- 56 Warren Moon, @ Houston, 11/10/91  
 56 Jake Plummer, @ Arizona, 11/15/98  
 54 Neil Lomax, vs. St. Louis, 12/27/87  
 54 Mark Rypien, vs. Washington, 11/22/90

**COMPLETIONS****Career**

- 2,898 Troy Aikman, 1989-00  
 1,761 Danny White, 1976-88  
 1,685 Roger Staubach, 1969-79

**Season**

- 334 Danny White, 1983  
 302 Troy Aikman, 1992  
 296 Troy Aikman, 1996

**Season, Rookie**

- 155 Troy Aikman, 1989  
 110 Steve Walsh, 1989  
 90 Quincy Carter, 2001

**Game**

- 34 Troy Aikman, @ N.Y. Giants, 10/5/97  
 34 Troy Aikman, vs. Minnesota, 11/26/98  
 33 Gary Hogeboom, @ Rams, 9/3/84  
 33 Troy Aikman, @ Miami, 10/27/96

**Game, Opponent**

- 41 Warren Moon, @ Houston, 11/10/91  
 31 Jake Plummer, @ Arizona, 11/15/98  
 30 Wade Wilson, @ Atlanta, 12/21/92  
 30 Kerry Collins, vs. N.Y. Giants, 1/2/00  
 30 Brad Johnson, @ Washington, 9/18/00

**Consecutive Passes Completed**

- 14 Steve Pelluer, vs. Seattle, 11/27/86
- 14 Randall Cunningham, vs. Philadelphia (1), 9/3/00; @ Arizona (13), 9/10/00
- 13 Troy Aikman, @ Atlanta, 12/21/92
- 13 Troy Aikman, @ Oakland, 11/19/95
- 13 Troy Aikman, @ Arizona, 11/15/98
- 12 Roger Staubach, vs. Baltimore (11), 9/4/78; vs. N.Y. Giants (1), 9/10/78
- 12 Danny White, @ Philadelphia, 11/6/83
- 12 Troy Aikman, @ Green Bay, 10/6/91

**COMPLETION PERCENTAGE****Career (1,500 att.)**

- 61.5 Troy Aikman, 1989-00 (4,715-2,898)
- 59.7 Danny White, 1976-88 (2,950-1,761)
- 57.0 Roger Staubach, 1969-79 (2,958-1,685)

**Season (Qualifiers)**

- 69.1 Troy Aikman, 1993 (271-392)
- 65.3 Troy Aikman, 1991 (363-237)
- 64.8 Troy Aikman, 1995 (432-280)

**Season, Rookie (Qualifiers)**

- 52.9 Troy Aikman, 1989 (293-155)

**Game (20 attempts)**

- 87.5 Danny White, @ Philadelphia, 11/6/83 (24-21)
- 85.7 Troy Aikman, @ Atlanta, 12/21/92 (21-18)
- 80.8 Troy Aikman, @ N.Y. Giants, 9/30/90 (26-21)

**YARDS GAINED****Career**

- 32,942 Troy Aikman, 1989-00
- 22,700 Roger Staubach, 1969-79
- 21,959 Danny White, 1976-88

**Season**

- 3,980 Danny White, 1983
- 3,586 Roger Staubach, 1979
- 3,445 Troy Aikman, 1992

**Season, Rookie**

- 1,749 Troy Aikman, 1989
- 1,371 Steve Walsh, 1989
- 1,072 Quincy Carter, 2001

**Game**

- 460 Don Meredith, @ San Francisco, 11/10/63
- 455 Troy Aikman, vs. Minnesota, 11/26/98
- 406 Don Meredith, @ Washington, 11/13/66

**Game, Rookie**

- 379 Troy Aikman, @ Phoenix, 11/12/89
- 294 Steve Walsh, vs. San Francisco, 10/15/89
- 264 Steve Walsh, vs. Phoenix, 10/29/89

**Game, Opponent**

- 466 Bill Wade, vs. Chicago, 11/18/62
- 465 Jake Plummer, @ Arizona, 11/15/98
- 432 Phil Simms, @ N.Y. Giants, 10/6/85
- 432 Warren Moon, @ Houston, 11/10/91

**Most Seasons, 3,000 or More Passing Yards**

- 5 Troy Aikman, 1992-93, 1995-97
- 4 Danny White, 1980-81, 1983, 1985
- 2 Roger Staubach, 1978-79

**Most Games, 300 or More Passing Yards, Career**

- 13 Troy Aikman, 1989-00
- 10 Danny White, 1976-88
- 7 Don Meredith, 1960-68

**Most Games, 300 or More Passing Yards, Season**

- 3 Don Meredith, 1966
- 3 Roger Staubach, 1979
- 3 Danny White, 1983

**Most Consecutive Games, 300 or More Passing Yards**

- 2 Don Meredith, 1963

**Longest Pass Completion (All TDs except as noted)**

- 95 Don Meredith (to Hayes), vs. Wash., 11/13/66
- 91 Roger Staubach (to Dorsett), vs. Balt., 9/4/78
- 90 Troy Aikman (to Harper), @ San Francisco, 11/13/94 (no TD)
- 90 Troy Aikman (to Tucker), vs. N.Y. Giants, 1/20/00

**Longest Pass Completion, Opponent (All TDs)**

- 94 Norm Snead (to Rich Houston), @ N.Y. Giants, 9/24/72
- 89 Kerry Collins (to Andre Hastings), @ New Orleans, 12/6/98
- 88 Sonny Jurgensen (to Charley Taylor), @ Washington, 11/16/69

**AVERAGE GAIN****Career (1,500 att.)**

- 7.67 Roger Staubach, 1969-79 (1,685-22,700)
- 7.45 Don Meredith, 1960-68 (2,308-17,199)
- 7.44 Danny White, 1976-88 (1,761-21,959)

**Season (Qualifiers)**

- 8.92 Roger Staubach, 1971 (211-1,882)
- 8.79 Craig Morton, 1970 (207-1,819)
- 8.67 Craig Morton, 1969 (302-2,619)

**Game (20 att.)**

- 15.15 Don Meredith, vs. Phila., 10/9/66 (26-394)
- 14.92 Don Meredith, vs. N.Y. Giants, 9/18/66 (24-358)
- 14.00 Don Meredith, @ Wash., 11/13/66 (29-406)

**TOUCHDOWNS****Career**

- 165 Troy Aikman, 1989-00
- 155 Danny White, 1976-88
- 153 Roger Staubach, 1969-79

**Season**

- 29 Danny White, 1983
- 28 Danny White, 1980
- 27 Roger Staubach, 1979

**Season, Rookie**

- 9 Troy Aikman, 1989
- 5 Steve Walsh, 1989
- 5 Quincy Carter, 2001

**Game**

- 5 Eddie LeBaron, @ Pittsburgh, 10/21/62
- 5 Don Meredith, vs. N.Y. Giants, 9/18/66
- 5 Don Meredith, vs. Philadelphia, 10/9/66
- 5 Don Meredith, vs. Philadelphia, 9/29/68
- 5 Craig Morton, vs. Philadelphia, 10/19/69
- 5 Craig Morton, vs. Houston, 12/20/70
- 5 Danny White, @ N.Y. Giants, 10/20/83
- 5 Troy Aikman, @ Washington, 9/12/99 (OT)

**Game, Rookie**

- 4 Troy Aikman, vs. Rams, 12/3/89

**Game, Opponent**

- 6 Y.A. Tittle, @ N.Y. Giants, 12/16/62
- 5 Charley Johnson, @ St. Louis, 12/9/62
- 5 Bill Nelsen, @ Cleveland, 11/2/69

**Most Games, Four or More Touchdown Passes, Career**

- 8 Danny White, 1976-88
- 6 Don Meredith, 1960-68
- 3 Troy Aikman, 1989-99

**Most Games, Four or More Touchdown Passes, Season**

- 3 Don Meredith, 1966
- 2 Danny White, 1980

**Most Consecutive Games, Four or More Touchdown Passes**

- 1 By many, last by Troy Aikman, @ Washington, 9/12/99 (OT)

**Most Consecutive Games, Touchdown Pass**

- 16 Troy Aikman, 1993-94
- 12 Don Meredith, 1965-66
- 12 Roger Staubach, 1977-78

**HAD INTERCEPTED****Career**

- 141 Troy Aikman, 1989-00
- 132 Danny White, 1976-88
- 111 Don Meredith, 1960-68

**Season**

- 25 Eddie LeBaron, 1960
- 25 Danny White, 1980
- 23 Danny White, 1983

**Game**

- 5 Eddie LeBaron, vs. Philadelphia, 9/30/60
- 5 Eddie LeBaron, vs. St. Louis, 11/5/61
- 5 Danny White, @ N.Y. Giants, 11/9/80
- 5 Steve Pelluer, vs. Raiders, 11/9/86
- 5 Troy Aikman, @ N.Y. Giants, 10/15/00

**Game, Opponent**

- 6 Pete Liske, @ Philadelphia, 9/26/71
- 5 Five times, last by Dan Marino, vs. Miami, 11/25/99

**Most Consecutive Passes Attempted, None Intercepted**

- 216 Troy Aikman, 1999
- 184 Troy Aikman, 1995
- 156 Don Meredith, 1965-66





### Most Attempts, No Interceptions, Game

- 57 Troy Aikman, vs. Minnesota, 11/26/98
- 47 Danny White, @ San Diego, 11/13/83
- 45 Troy Aikman, vs. Washington, 11/16/97

### Most Attempts, No Interceptions, Game, Opponent

- 56 Warren Moon, @ Houston, 11/10/91
- 47 Kent Graham, @ Arizona, 9/7/97
- 46 Fran Tarkenton, vs. N.Y. Giants, 10/11/71
- 46 Sonny Jurgensen, @ Washington, 11/13/66

### LOWEST PERCENTAGE PASSES INTERCEPTED

#### Career (1,500 att.)

- 2.99 Troy Aikman, 1989-00 (4,715-141)
- 3.70 Roger Staubach, 1969-79 (2,958-109)
- 4.47 Danny White, 1976-88 (2,950-132)

#### Season (Qualifiers)

- 1.53 Troy Aikman, 1993 (392-6)
- 1.59 Troy Aikman, 1998 (315-5)
- 1.62 Troy Aikman, 1995 (432-7)

#### Season, Rookie (Qualifiers)

- 6.14 Troy Aikman, 1989 (293-18)

### TIMES SACKED

#### Career

- 311 Roger Staubach, 1969-79
- 259 Troy Aikman, 1989-00
- 251 Don Meredith, 1960-68

#### Season

- 58 Don Meredith, 1964
- 47 Steve Pelluer, 1986
- 44 Danny White, 1987

#### Game

- 11 Steve Pelluer, @ San Diego, 11/16/86
- 11 Troy Aikman, vs. Philadelphia, 9/15/91
- 9 Craig Morton, @ Green Bay, 10/24/65

#### Game, Opponent

- 12 Warren Moon, @ Houston, 9/29/85
- 11 Greg Landry, vs. Detroit, 10/6/75
- 11 David Norrie, @ N.Y. Jets, 10/4/87

### Highest Attempts/Sack Ratio, Career (1,500 att.)

- 19.2 Troy Aikman, 1989-00 (4,974-259)
- 13.2 Danny White, 1976-88 (3,192-242)
- 10.5 Roger Staubach, 1969-79 (3,269-311)

### Highest Attempts/Sack Ratio, Season (Qualifiers)

- 36.0 Troy Aikman, 1998 (324-9)
- 31.9 Troy Aikman, 1995 (446-14)
- 26.8 Troy Aikman, 1996 (483-18)

### PASS RECEIVING

#### RECEPTIONS

#### Most Seasons Leading Team

- 8 Michael Irvin, 1991-98
- 5 Tony Hill, 1979-82, 1985
- 4 Drew Pearson, 1974-77

#### Most Consecutive Seasons Leading Team

- 8 Michael Irvin, 1991-98
- 4 Drew Pearson, 1974-77
- 3 Lance Rentzel, 1967-69
- 3 Tony Hill, 1979-81

#### Most Consecutive Games Leading or Tied Team Lead

- 8 Michael Irvin, 1991-92
- 8 Raghib Ismail, 1999
- 7 Raghib Ismail, 2001
- 6 Lance Rentzel, 1968-69
- 6 Bob Hayes, 1966-67
- 6 Billy Howton, 1961-62

#### Career

- 750 Michael Irvin, 1988-99
- 489 Drew Pearson, 1973-83
- 479 Tony Hill, 1977-86

#### Season

- 111 Michael Irvin, 1995
- 93 Michael Irvin, 1991
- 88 Michael Irvin, 1993

#### Season, Rookie

- 46 Bob Hayes, 1965
- 41 Mike Sherrard, 1986
- 32 Don Perkins, 1961
- 32 Michael Irvin, 1988

#### Game

- 13 Lance Rentzel, vs. Washington, 11/19/67
- 12 Emmitt Smith, @ Phoenix, 11/22/92
- 12 Michael Irvin, vs. San Francisco, 10/17/93
- 12 Michael Irvin, @ Miami, 10/27/96

### Game, Rookie

- 8 Bob Hayes, vs. Philadelphia, 10/10/65
- 7 Drew Pearson, vs. Miami, 11/22/73
- 7 Karl Pove, @ San Francisco, 12/22/85

### Game, Opponent

- 13 Tiki Barber, vs. N.Y. Giants, 1/2/00
- 12 J.R. Wilburn, @ Pittsburgh, 10/22/67
- 12 Jerry Rice, vs. San Francisco, 11/11/90
- 12 Tim Brown, @ Oakland, 11/19/95
- 12 Larry Centers, @ Arizona, 12/25/95

### Most Intercepted Games, Pass Reception

- 117 Michael Irvin, 1990-98
- 72 Tony Hill, 1981-86
- 58 Drew Pearson, 1974-78

### Most Seasons 50 or More Pass Receptions

- 8 Michael Irvin, 1991-98
- 4 Tony Hill, 1979-80, 1984-85
- 4 Jay Novacek, 1990-92, 1995
- 4 Emmitt Smith, 1992-95
- 3 Drew Pearson, 1974, 1976, 1979
- 3 Herschel Walker, 1986-88

### YARDS

#### Most Seasons Leading Team

- 8 Tony Hill, 1978-85
- 8 Michael Irvin, 1991-98
- 5 Bob Hayes, 1965-67, 1970-71

#### Most Consecutive Seasons Leading Team

- 8 Tony Hill, 1978-85
- 8 Michael Irvin, 1991-98
- 4 Frank Clarke, 1961-64
- 4 Drew Pearson, 1974-77

#### Career

- 11,904 Michael Irvin, 1988-99
- 7,988 Tony Hill, 1977-86
- 7,822 Drew Pearson, 1973-83

#### Season

- 1,603 Michael Irvin, 1995
- 1,523 Michael Irvin, 1991
- 1,396 Michael Irvin, 1992
- 1,330 Michael Irvin, 1993
- 1,241 Michael Irvin, 1994

#### Season, Rookie

- 1,003 Bob Hayes, 1965
- 744 Mike Sherrard, 1986
- 654 Michael Irvin, 1988

#### Game

- 246 Bob Hayes, @ Washington, 11/13/66
- 241 Frank Clarke, vs. Washington, 9/16/62
- 233 Lance Rentzel, vs. Washington, 11/19/67

### Game, Rookie

- 203 James Dixon, @ Phoenix, 11/12/89
- 177 Bob Hayes, vs. Philadelphia, 10/10/65
- 149 Michael Irvin, @ Washington, 12/11/88

### Game, Opponent

- 238 Harold Jackson, @ Rams, 10/14/73
- 201 Johnny Morris, vs. Chicago, 11/18/62
- 199 Charley Taylor, @ Washington, 11/13/66

### Longest Pass Reception (All TDs except as noted)

- 95 Bob Hayes (from Meredith), vs. Washington, 11/13/66
- 91 Tony Dorsett (from Staubach), vs. Balt., 9/4/78
- 90 Alvin Harper (from Aikman), @ San Francisco, 11/13/94 (No TD)
- 90 Jason Tucker (from Aikman), vs. N.Y. Giants, 1/2/00

### Longest Pass Reception, Opponent (All TDs)

- 94 Rich Houston (from Norm Snead), @ N.Y. Giants, 9/24/72
- 89 Andre Hastings (from Kerry Collins), @ New Orleans, 12/6/98
- 88 Charley Taylor (from Sonny Jurgensen), @ Washington, 11/16/69

### Most Seasons 1,000 or More Yards Pass Receiving

- 7 Michael Irvin, 1991-95, 1997-98
- 3 Tony Hill, 1979-80, 1985
- 2 Bob Hayes, 1965-66
- 2 Drew Pearson, 1974, 1979

### Most Games, 100 or More Yards Pass Receiving, Career

- 47 Michael Irvin, 1988-99
- 26 Tony Hill, 1977-86
- 21 Bob Hayes, 1965-75

### Most Games, 100 or More Yards Pass Receiving, Season

- 11 Michael Irvin, 1995
- 7 Michael Irvin, 1991
- 6 Bob Hayes, 1967
- 6 Michael Irvin, 1992

**Most Consecutive Games, 100 or More Yards Pass Receiving**

- 7 Michael Irvin, 1995
- 3 Lance Rentzel, 1968-69
- 3 Michael Irvin, 1991
- 3 Michael Irvin, 1992
- 3 Michael Irvin, 1993
- 3 Michael Irvin, 1995

**AVERAGE GAIN****Career (200 receptions)**

- 20.0 Bob Hayes, 1965-74 (365-7,295)
- 18.6 Frank Clarke, 1960-67 (281-5,214)
- 16.7 Tony Hill, 1977-86 (479-7,988)

**Season (Qualifiers)**

- 26.1 Bob Hayes, 1970 (34-889)
- 24.9 Alvin Harper, 1994 (33-821)
- 24.0 Bob Hayes, 1971 (35-840)

**Game (3 receptions)**

- 45.3 Alvin Harper, @ San Fran., 11/13/94 (3-136)
- 44.3 Tony Hill, @ Washington, 9/5/83 (3-133)
- 42.0 Frank Clarke, @ N.Y. Giants, 10/20/63 (4-168)

**TOUCHDOWNS****Career**

- 71 Bob Hayes, 1965-74
- 65 Michael Irvin, 1988-99
- 51 Tony Hill, 1977-86

**Season**

- 14 Frank Clarke, 1962
- 13 Bob Hayes, 1966
- 12 Lance Rentzel, 1969
- 12 Bob Hayes, 1965

**Season, Rookie**

- 12 Bob Hayes, 1965
- 5 Billy Joe Dupree, 1973
- 5 Mike Sherrard, 1986
- 5 Michael Irvin, 1988

**Game**

- 4 Bob Hayes, vs. Houston, 12/20/70
- 3 11 times, last by Michael Irvin, vs. Phoenix, 9/20/92

**Game, Opponent**

- 4 Harold Jackson, @ Rams, 10/14/73
- 4 Sterling Sharpe, vs. Green Bay, 11/24/94

**Most Consecutive Games, Touchdown**

- 7 Frank Clarke, 1961-62
- 7 Bob Hayes, 1965-66
- 6 Frank Clarke, 1963
- 6 Bob Hayes, 1966-67
- 6 Michael Irvin, 1995

**RUSHING-RECEIVING****Most Seasons Leading Team**

- 12 Emmitt Smith, 1990-2001
- 9 Tony Dorsett, 1977-85
- 3 Calvin Hill, 1969, 1972-73
- 3 Herschel Walker, 1986-88

**Most Consecutive Seasons Leading Team**

- 12 Emmitt Smith, 1990-2001
- 9 Tony Dorsett, 1977-85
- 3 Herschel Walker, 1986-88

**ATTEMPTS****Career**

- 4,268 Emmitt Smith, 1990-2001 (ru-3,798, re-470)
- 3,137 Tony Dorsett, 1977-87 (ru-2,755, re-382)
- 1,646 Don Perkins, 1961-68 (ru-1,500, re-146)

**Season**

- 439 Emmitt Smith, 1995 (ru-377, re-62)
- 432 Emmitt Smith, 1992 (ru-373, re-59)
- 418 Emmitt Smith, 1994 (ru-368, re-50)

**Season, Rookie**

- 265 Emmitt Smith, 1990 (ru-241, re-24)
- 237 Tony Dorsett, 1977 (ru-208, re-29)
- 232 Don Perkins, 1961 (ru-200, re-32)

**Game**

- 42 Emmitt Smith, @ N.Y. Giants, 1/2/94 (ru-32, re-10)
- 39 Emmitt Smith, @ G.B., 10/6/91 (ru-32, re-7)
- 38 Emmitt Smith, @ Cleveland, 9/1/91 (ru-32, re-6)
- 38 Emmitt Smith, vs. N.Y. Giants, 11/7/94 (ru-35, re-3)
- 38 Emmitt Smith, vs. G.B., 11/24/94 (ru-32, re-6)

**YARDS****Career**

- 19,110 Emmitt Smith, 1990-2001 (ru-16,187, re-2,923)
- 15,468 Tony Dorsett, 1977-87 (ru-12,036, re-3,432)
- 10,685 Michael Irvin, 1988-97 (ru-5, re-10,680)

**Season**

- 2,148 Emmitt Smith, 1995 (ru-1,773, re-375)
- 2,048 Emmitt Smith, 1992 (ru-1,713, re-335)
- 2,019 Herschel Walker, 1988 (ru-1,514, re-505)

**Season, Rookie**

- 1,280 Tony Dorsett, 1977 (ru-1,007, re-273)
- 1,174 Calvin Hill, 1969 (ru-942, re-232)
- 1,165 Emmitt Smith, 1990 (ru-937, re-228)

**Game**

- 292 Herschel Walker, vs. Philadelphia, 12/14/86 (ru-122, re-170)
- 254 Tony Dorsett, vs. Baltimore, 9/4/78 (ru-147, re-107)
- 246 Bob Hayes, @ Washington, 11/13/66 (re-246)

**PUNTING****PUNTS****Career**

- 612 Danny White, 1976-88
- 591 Mike Saxon, 1985-92
- 253 John Jett, 1993-96

**Season**

- 86 Mike Saxon, 1986
- 86 Toby Gowin, 1997
- 82 Danny White, 1984

**Season, Rookie**

- 86 Toby Gowin, 1997
- 81 Mike Saxon, 1985
- 68 Mitch Hoopes, 1975

**Game**

- 11 Danny White, vs. Philadelphia, 9/23/84
- 10 By Many, last by Micah Knorr, @ Tennessee, 12/25/00

**Game, Opponent**

- 11 Danny Villanueva, @ Rams, 9/30/62
- 11 John James, @ Atlanta, 9/15/74
- 11 Marv Bateman, vs. Buffalo, 11/15/76
- 11 Rich Camarillo, vs. New England, 11/22/84

**Longest Punt**

- 84 Ron Widby, @ New Orleans, 11/3/68
- 75 Billy Lothridge, vs. N.Y. Giants, 10/11/64
- 75 Sam Baker, vs. Rams, 9/30/62

**Longest Punt, Opponent**

- 81 Tom McNeill, @ New Orleans, 9/28/69
- 80 Randall Cunningham, vs. Phila., 10/16/94
- 78 Jerry Norton, vs. St. Louis, 11/5/61
- 78 Bill Van Heusen, @ Denver, 12/2/73

**AVERAGE GROSS YARDS****Career (300 punts)**

- 41.5 Mike Saxon, 1985-92 (591-24,542)
- 40.1 Danny White, 1976-84 (612-24,571)

**Season (Qualifiers)**

- 45.4 Sam Baker, 1962 (57-2,589)
- 44.2 Sam Baker, 1963 (71-3,138)
- 43.4 Toby Gowin, 1998 (77-3,342)

**Season, Rookie (Qualifiers)**

- 42.8 Micah Knorr, 2000 (58-2,485)
- 41.9 Mike Saxon, 1985 (81-3,396)
- 41.8 John Jett, 1993 (56-2,342)
- 41.8 Toby Gowin, 1997 (86-3,592)

**Game (4 punts)**

- 55.3 Toby Gowin, vs. Chicago, 9/28/97 (6-332)
- 53.4 Ron Widby, @ New Orleans, 11/3/68 (5-267)
- 53.3 Toby Gowin, vs. Washington, 10/24/99 (4-213)

**Game, Opponent (4 punts)**

- 54.4 John Kidd, @ Miami, 10/27/96 (5-272)
- 54.3 Gary Collins, @ Cleveland, 10/17/65 (6-326)
- 54.0 Dave Jennings, vs. N.Y. Giants, 10/5/80 (5-270)

**AVERAGE NET YARDS****Career (300 punts)**

- 34.8 Mike Saxon, 1985-92 (591-24,542)
- 34.1 Danny White, 1976-88 (617-21,052)

**Season (Qualifiers)**

- 40.7 Sam Baker, 1962 (57-2,319)
- 40.6 Sam Baker, 1963 (71-2,882)
- 39.5 Dave Sherer, 1960 (57-2,252)



**Season, Rookie (Qualifiers)**

- 38.1 Billy Lothridge, 1964 (62-2,361)
- 37.7 John Jett, 1993 (56-2,113)
- 36.2 Marv Bateman, 1972 (51-1,848)

**Game (4 punts)**

- 50.6 Ron Widby, @ New Orleans, 11/3/68 (5-253)
- 49.2 John Jett, @ Atlanta, 11/21/93 (6-295)
- 49.0 Marv Bateman, vs. St. Louis, 9/30/73 (4-191)

**Game, Opponent (4 punts)**

- 51.0 Pat Studstill, vs. Rams, 11/25/71 (4-204)
- 50.0 Dave Jennings, vs. N.Y. Giants, 10/5/80 (5-250)

**HAD BLOCKED****Career**

- 5 Danny White, 1976-88
- 4 Mike Saxon, 1985-92

**Season**

- 3 Micah Knorr, 2001
- 2 Marv Bateman, 1973
- 2 Danny White, 1976
- 2 Mike Saxon, 1989

**Most Consecutive Punts, None Blocked**

- 341 Danny White, 1978-83
- 253 John Jett, 1993-96
- 204 Mike Saxon, 1989-92

**INSIDE 20****Career**

- 166 Mike Saxon, 1985-92
- 159 Danny White, 1976-88
- 87 John Jett, 1993-96

**Season**

- 31 Toby Gowin, 1998
- 28 Mike Saxon, 1986
- 26 John Jett, 1994
- 26 Toby Gowin, 1997

**Game**

- 5 Danny Villanueva, @ Cleveland, 10/17/65
- 5 Duane Carrell, vs. St. Louis, 11/3/74
- 5 Toby Gowin, @ Washington, 10/13/97
- 5 Toby Gowin, vs. Philadelphia, 12/12/99
- 4 By many, last by Micah Knorr, vs. N.Y. Giants, 12/9/01

**Fewest Touchbacks in a Season (Qualifiers)**

- 2 Danny White, 1982
- 3 Allen Green, 1961
- 3 Danny Villanueva, 1966
- 3 Marv Bateman, 1972
- 3 John Jett, 1993

**PUNT RETURNS****Most Seasons Leading Team**

- 5 Bob Hayes, 1966-70
- 5 Kelvin Martin, 1987-88, 1991-92, 1996
- 3 Butch Johnson, 1976-78
- 3 Kevin Williams, 1993-95
- 3 Deion Sanders, 1997-99

**Most Consecutive Seasons Leading Team**

- 5 Bob Hayes, 1966-70
- 3 Butch Johnson, 1976-78
- 3 Kevin Williams, 1993-95
- 3 Deion Sanders, 1997-99

**RETURNS****Career**

- 179 Kelvin Martin, 1987-92, 1996
- 146 Butch Johnson, 1976-83
- 109 Mel Renfro, 1964-77

**Season**

- 54 James Jones, 1980
- 54 Gary Allen, 1984
- 51 Butch Johnson, 1978

**Season, Rookie**

- 54 James Jones, 1980
- 45 Butch Johnson, 1976
- 36 Kevin Williams, 1993

**Game**

- 9 Butch Johnson, vs. Buffalo, 11/15/76
- 8 Ron Fellows, vs. Cleveland, 11/25/82
- 7 By many, last by Gary Allen, @ N.Y. Giants, 9/9/84

**Game, Opponent**

- 8 Phil McConkey, vs. N.Y. Giants, 11/4/84
- 7 Phillip Epps, vs. Green Bay, 9/23/84
- 7 Irving Fryar, vs. New England, 11/22/84
- 7 Vai Sikahema, @ St. Louis, 9/13/87

**FAIR CATCHES****Career**

- 61 Kelvin Martin, 1987-92, 1996
- 42 Kevin Williams, 1993-96
- 38 Mel Renfro, 1964-77
- 38 Butch Johnson, 1976-83

**Season**

- 18 Golden Richards, 1973
- 18 Kelvin Martin, 1992
- 16 Cliff Harris, 1972

**Game**

- 4 Golden Richards, @ New England, 11/16/75
- 4 Golden Richards, @ Washington, 11/7/74
- 4 Kelvin Martin, vs. Philadelphia, 12/18/88

**Game, Opponent**

- 5 Amani Toomer, N.Y. Giants, 9/8/96
- 4 Jim Lindsey, Minnesota, 9/25/66
- 4 Rickie Harris, Washington, 12/11/66
- 4 Bruce Taylor, San Francisco, 11/23/72
- 4 Phillip Epps, Green Bay, 9/23/84
- 4 Jeff Groh, New Orleans, 10/21/84
- 4 Jermaine Lewis, @ Baltimore, 11/19/00

**YARDS GAINED****Career**

- 1,803 Kelvin Martin, 1987-92, 1996
- 1,313 Butch Johnson, 1976-83
- 1,184 Deion Sanders, 1995-99

**Season**

- 548 James Jones, 1980
- 532 Kelvin Martin, 1992
- 489 Butch Johnson, 1976

**Season, Rookie**

- 548 James Jones, 1980
- 489 Butch Johnson, 1976
- 418 Mel Renfro, 1964

**Game**

- 124 Kelvin Martin, @ Philadelphia, 12/15/91
- 122 Bob Hayes, vs. Pittsburgh, 12/8/68
- 117 Mel Renfro, vs. Green Bay, 11/29/64
- 117 Butch Johnson, vs. Buffalo, 11/15/76

**Game, Opponent**

- 139 Darrien Gordon, @ Atlanta, 11/11/01
- 123 Tiki Barber, @ N.Y. Giants, 10/18/99
- 105 Terance Mathis, @ N.Y. Jets, 11/4/90

**Longest Punt Return (All TDs)**

- 98 Dennis Morgan, vs. St. Louis, 10/13/74
- 90 Bob Hayes, vs. Pittsburgh, 12/8/68
- 85 Kelvin Martin, @ Philadelphia, 12/15/91

**Longest Punt Return/Opponent (All TDs)**

- 98 Terance Mathis, @ N.Y. Jets, 11/4/90
- 85 Tiki Barber, @ N.Y. Giants, 10/18/99
- 78 Michael Harper, @ N.Y. Jets, 10/4/87

**AVERAGE YARDAGE****Career (75 returns)**

- 13.3 Deion Sanders, 1995-99 (89-1,184)
- 11.1 Bob Hayes, 1965-74 (104-1,158)
- 10.1 Kelvin Martin, 1987-92, 1996 (179-1,803)

**Season (Qualifiers)**

- 20.8 Bob Hayes, 1968 (15-312)
- 15.6 Deion Sanders, 1998 (24-375)
- 15.1 Dennis Morgan, 1974 (19-287)

**Season, Rookie (Qualifiers)**

- 15.1 Dennis Morgan, 1974 (19-287)
- 13.1 Mel Renfro, 1964 (32-418)
- 10.9 Butch Johnson, 1976 (45-489)

**Game (3 returns)**

- 40.7 Bob Hayes, vs. Pittsburgh, 12/8/68 (3-122)
- 32.0 Kevin Williams, vs. Wash., 11/20/94 (3-96)
- 29.3 Mel Renfro, vs. Green Bay, 11/29/64 (4-117)

**Game, Opponent (3 returns)**

- 46.3 Darrien Gordon, @ Atlanta, 11/11/01 (3-139)
- 30.0 Ron Smith, @ Oakland, 12/14/74 (3-90)
- 29.3 Michael Harper, @ N.Y. Jets, 10/4/87 (3-88)

**TOUCHDOWNS****Career**

- 4 Deion Sanders, 1995-99
- 3 Bob Hayes, 1965-74
- 3 Kelvin Martin, 1987-92, 1996
- 3 Kevin Williams, 1993-96

**Season**

- 2 Bob Hayes, 1968
- 2 Kelvin Martin, 1992
- 2 Kevin Williams, 1993
- 2 Deion Sanders, 1998
- 2 Wane McGarity, 2000

**Game**

- 1 By many, last by Reggie Swinton, vs. Denver, 11/22/01



## KICKOFF RETURNS

## Most Seasons Leading Team

- 3 Mel Renfro, 1964-66
- 3 Butch Johnson, 1976-78
- 3 Kevin Williams, 1993-95

## Most Consecutive Seasons Leading Team

- 3 Mel Renfro, 1964-66
- 3 Butch Johnson, 1976-78
- 3 Kevin Williams, 1993-95

## RETURNS

## Career

- 144 Kevin Williams, 1993-96
- 101 James Dixon, 1989-91
- 85 Mel Renfro, 1964-77

## Season

- 56 Reggie Swinton, 2001
- 51 Jason Tucker, 2000
- 50 Herschel Walker, 1997

## Season, Rookie

- 47 James Dixon, 1989
- 40 Mel Renfro, 1964
- 38 Ron Springs, 1979

## Game

- 8 Mel Renfro, vs. Green Bay, 11/29/64
- 7 Robert Lavette, @ N.Y. Giants, 10/6/85
- 7 Reggie Swinton, vs. Philadelphia, 11/18/01

## Game, Opponent

- 8 Mel Gray, @ Detroit, 11/8/92
- 7 Terry Metcalfe, @ St. Louis, 10/9/77
- 7 Dave Turner, vs. Cincinnati, 9/30/79
- 7 James Owens, vs. San Francisco, 10/12/80
- 7 Ryan Terry, vs. Arizona, 9/24/95

## YARDS

## Career

- 3,416 Kevin Williams, 1993-96
- 2,315 James Dixon, 1989-91
- 2,246 Mel Renfro, 1964-77

## Season

- 1,327 Reggie Swinton, 2001
- 1,181 James Dixon, 1989
- 1,167 Herschel Walker, 1997

## Season, Rookie

- 1,181 James Dixon, 1989
- 1,017 Mel Renfro, 1964
- 823 Dennis Morgan, 1974

## Game

- 205 Jason Tucker, @ N.Y. Giants, 10/15/00
- 203 Jason Tucker, @ New Orleans, 12/24/99
- 198 Herschel Walker, vs. Atlanta, 10/20/96

## Game, Opponent

- 247 Tim Brown, @ Philadelphia, 11/6/66
- 188 James Owens, San Francisco, 10/12/80
- 180 Brian Mitchell, vs. Washington, 11/20/94

## Longest Kickoff Return (All TDs)

- 102 Alexander Wright, vs. Atlanta, 12/22/91
- 101 Amos Marsh, vs. Philadelphia, 10/14/62
- 101 Ike Thomas, vs. N.Y. Jets, 12/4/71

## Longest Kickoff Return, Opponent (All TDs)

- 108 Roy Green, St. Louis, 10/21/79
- 95 Robert Brooks, Green Bay, 10/3/93
- 93 Jim Butler, Pittsburgh, 10/30/66
- 93 Tim Brown, @ Philadelphia, 11/6/66

## AVERAGE YARDAGE

## Career (75 returns)

- 26.4 Mel Renfro, 1964-77 (85-2,246)
- 25.3 Herschel Walker, 1986-89, 1996-97 (77-1,946)
- 23.7 Kevin Williams, 1993-96 (144-3,416)

## Season (Qualifiers)

- 30.0 Mel Renfro, 1965 (21-630)
- 28.9 Herschel Walker, 1996 (27-779)
- 28.4 Cliff Harris, 1971 (29-823)

## Season, Rookie (Qualifiers)

- 26.5 Bob Hayes, 1965 (17-450)
- 25.7 Amos Marsh, 1961 (26-667)
- 25.4 Mel Renfro, 1964 (40-1,017)

## Game (3 returns)

- 48.0 Mark Washington, @ Wash., 11/22/70 (3-144)
- 47.7 Reggie Swinton, vs. Tampa Bay (9/9/01) (3-131)
- 43.6 Ike Thomas, vs. Rams, 11/25/71 (3-131)

## Game, Opponent (3 returns)

- 49.4 Tim Brown, @ Philadelphia, 11/6/66 (5-247)
- 40.8 Mike Nelms, Washington, 11/22/81 (4-163)
- 40.0 Jim Butler, Pittsburgh, 10/30/66 (3-120)

## TOUCHDOWNS

## Career

- 2 Mel Renfro, 1964-77
- 2 Ike Thomas, 1971
- 2 Alexander Wright, 1990-91

## Season

- 2 Ike Thomas, 1971

## Game

- 1 By many players, last by Kevin Williams, vs. Arizona, 10/9/94

## Game, Opponent

- 2 Tim Brown, @ Philadelphia, 11/6/66

## COMBINED KICK RETURNS

## MOST RETURNS

## Career

- 239 Kevin Williams, 1993-96 (p-95, k-144)
- 230 Kelvin Martin, 1987-92, 1996 (p-179, k-51)
- 225 Butch Johnson, 1976-83 (p-146, k-79)

## Season

- 87 Gary Allen, 1984 (p-54, k-33)
- 87 Reggie Swinton, 2001 (p-31, k-56)
- 86 James Jones, 1980 (p-54, k-32)

## Game

- 12 Mel Renfro, vs. G.B., 11/29/64 (p-4, k-8)
- 11 Butch Johnson, vs. Buff., 11/15/76 (p-9, k-2)
- 11 Reggie Swinton, vs. Denver, 11/22/01 (p-5, k-6)

## Game, Opponent

- 12 Larry Jones, vs. Wash., 12/13/75 (p-6, k-6)
- 10 Phil McConkey, vs. N.Y. Giants, 11/4/84 (p-8, k-2)
- 10 Stump Mitchell, @ St. Louis, 9/11/83 (p-5, k-5)
- 10 Brian Mitchell, vs. Wash., 11/20/94 (p-5, k-5)

## YARDS GAINED

## Career

- 4,329 Kevin Williams, 1993-96 (p-913, k-3,416)
- 3,145 Butch Johnson, 1976-83 (p-1,313, k-1,832)
- 3,088 Mel Renfro, 1964-77 (p-842, k-2,246)

## Season

- 1,741 Reggie Swinton, 2001 (p-414, k-1,327)
- 1,497 Kevin Williams, 1994 (p-349, k-1,148)
- 1,435 Mel Renfro, 1964 (p-418, k-1,017)

## Game

- 273 Mel Renfro, vs. G.B., 11/29/64 (p-117, k-156)
- 224 Reggie Swinton, vs. Denver, 11/22/01 (p-100, k-124)
- 212 Butch Johnson, vs. Buffalo, 11/15/76 (p-117, k-95)

## Game, Opponent

- 247 Tim Brown, @ Philadelphia, 11/6/66 (k-247)
- 213 Stump Mitchell, St. Louis, 9/11/83 (p-53, k-160)
- 212 Brian Mitchell, vs. Wash., 11/20/94 (p-32, k-180)

## TOUCHDOWNS

## Career

- 4 Kevin Williams, 1993-94 (p-3, k-1)
- 4 Deion Sanders, 1995-99 (p-4)
- 3 Bob Hayes, 1965-74 (p-3)
- 3 Mel Renfro, 1964-77 (p-1, k-2)
- 3 Kelvin Martin, 1987-92 (p-3)

## Season

- 2 Bob Hayes, 1968 (p-2)
- 2 Ike Thomas, 1971 (k-2)
- 2 Kelvin Martin, 1992 (p-2)
- 2 Kevin Williams, 1993 (p-2)
- 2 Kevin Williams, 1994 (p-1, k-1)
- 2 Deion Sanders, 1998 (p-2)
- 2 Wane McGarity, 2000 (p-2)

## Game

- 1 By many players, last by Reggie Swinton vs. Denver, 11/22/01

## Game, Opponent

- 2 Tim Brown, @ Philadelphia, 11/6/66 (k-2)





## COMBINED NET YARDS

Rushing, receiving, interception returns, kickoff returns, punt returns and fumble returns

## Most Seasons Leading Team

- 10 Emmitt Smith, 1990-96, 1998-00
- 9 Tony Dorsett, 1977-85
- 4 Herschel Walker, 1986-88, 1997

## Most Consecutive Seasons Leading Team

- 9 Tony Dorsett, 1977-85
- 7 Emmitt Smith, 1990-96
- 3 Herschel Walker, 1986-88
- 3 Emmitt Smith, 1998-00

## ATTEMPTS

## Career

- 4,268 Emmitt Smith, 1990-2001
- 3,153 Tony Dorsett, 1977-87
- 1,677 Don Perkins, 1961-68

## Season

- 439 Emmitt Smith, 1995
- 433 Emmitt Smith, 1992
- 418 Emmitt Smith, 1994

## Game

- 42 Emmitt Smith, @ N.Y. Giants, 1/2/94 (ru-32, re-10)
- 39 Emmitt Smith, @ G.B., 10/6/91 (ru-32, re-7)
- 38 Emmitt Smith, @ Cleveland, 9/1/91 (ru-32, re-6)
- 38 Emmitt Smith, vs. N.Y. Giants, 11/7/94 (ru-35, re-3)
- 38 Emmitt Smith, vs. G.B., 11/24/94 (ru-32, re-6)

## YARDS

## Career

- 19,110 Emmitt Smith, 1990-2001
- 15,501 Tony Dorsett, 1977-87
- 9,104 Bob Hayes, 1965-74

## Season

- 2,148 Emmitt Smith, 1995
- 2,048 Emmitt Smith, 1992
- 2,019 Herschel Walker, 1988

## Season, Rookie

- 1,688 James Dixon, 1989
- 1,598 Bob Hayes, 1965
- 1,564 Don Perkins, 1961

## Game

- 331 Jason Tucker, @ New Orleans, 12/24/99
- 307 Kevin Williams, @ Arizona, 12/25/95
- 292 Herschel Walker, vs. Philadelphia, 12/14/86

## INTERCEPTIONS BY

## Most Seasons Leading Team

- 5 Everson Walls, 1981-82, 1985, 1987-88
- 4 Cornell Green, 1963, 1965-67

## Most Consecutive Seasons Leading Team

- 3 Don Bishop, 1960-62
- 3 Cornell Green, 1965-67

## Career

- 52 Mel Renfro, 1964-77
- 44 Everson Walls, 1981-89
- 41 Charlie Waters, 1970-78, 1980-81

## Season

- 11 Everson Walls, 1981
- 10 Mel Renfro, 1969
- 9 Everson Walls, 1985

## Season, Rookie

- 11 Everson Walls, 1981
- 7 Mel Renfro, 1964
- 7 Michael Downs, 1981

## Game

- 3 Herb Adderley, @ Philadelphia, 9/26/71
- 3 Lee Roy Jordan, vs. Cincinnati, 11/4/73
- 3 Dennis Thurman, vs. Philadelphia, 12/13/81

## Consecutive Games Intercepted By

- 5 Don Bishop, 1961
- 4 Charlie Waters, 1972-73
- 4 Dennis Thurman, 1985

## Game, Opponent

- 3 Seven times, last by Terry Kinard, @ N.Y. Giants, 9/20/87

## YARDS GAINED

## Career

- 626 Mel Renfro, 1964-77
- 584 Charlie Waters, 1970-78, 1980-81
- 562 Dennis Thurman, 1978-85

## Season

- 211 Cornell Green, 1963
- 187 Dennis Thurman, 1981
- 182 Herb Adderley, 1971

## Season, Rookie

- 136 Mike Gaechter, 1962
- 133 Everson Walls, 1981
- 110 Mel Renfro, 1964

## Game

- 121 Mike Gaechter, vs. Washington, 11/3/63
- 102 Herb Adderley, @ Philadelphia, 9/26/71
- 100 Mike Gaechter, vs. Philadelphia, 10/14/62

## Game, Opponent

- 110 Jim Steffen, @ Washington, 9/29/63
- 102 Erich Barnes, vs. N.Y. Giants, 10/15/61
- 98 Delves Howell, @ New Orleans, 10/17/71
- 98 Ross Fichtner, @ Cleveland, 10/23/66

## Longest Returns (All TDs except as noted)

- 100 Mike Gaechter, vs. Philadelphia, 10/14/62
- 96 Dennis Thurman, @ Washington, 9/6/81 (no TD)
- 95 George Teague, vs. Green Bay, 11/14/99

## Longest Return, Opponent (All TDs)

- 104 James Willis and Troy Vincent, vs. Philadelphia, 11/3/96
- 102 Erich Barnes, vs. N.Y. Giants, 10/15/61
- 96 Ray Crockett, @ Detroit, 10/27/91

## TOUCHDOWNS

## Career

- 4 Dennis Thurman, 1977-85
- 3 Mel Renfro, 1964-77
- 3 Lee Roy Jordan, 1963-76
- 3 Larry Cole, 1968-80
- 3 Dexter Coakley, 1997-2001

## Season

- 2 Larry Brown, 1995
- 2 George Teague, 1999
- 2 Dexter Coakley, 2001

- 1 By many players, last by Mario Edwards, 2001

## Game

- 1 By many players, last by Dexter Coakley, and Mario Edwards, @ N.Y. Giants, 11/4/01

## FUMBLES

## OPPONENTS' FUMBLES RECOVERED

## Career

- 19 Ed Jones, 1974-78, 1980-89
- 16 Chuck Howley, 1961-73
- 16 Dave Edwards, 1963-75
- 16 Lee Roy Jordan, 1963-76
- 16 Cliff Harris, 1970-79

## Season

- 5 Don Healy, 1961
- 4 Jerry Norton, 1962
- 4 Jethro Pugh, 1967
- 4 Larry Cole, 1971
- 4 Jethro Pugh, 1973
- 4 Dextor Clinkscale, 1983
- 4 Eugene Lockhart, 1985

## Game

- 2 Many times, last by Kevin Mathis, vs. Carolina, 10/11/98

## Longest Fumble Returns (All TDs)

- 98 Greg Ellis, vs. Arizona, 10/3/99
- 97 Chuck Howley, vs. Atlanta, 10/2/66
- 86 Michael Downs, @ Houston, 12/13/82

## Longest Fumble Returns, Opponent (All TDs)

- 96 Joe Lavender, @ Philadelphia, 9/23/74
- 81 Andy Headen, @ N.Y. Giants, 9/9/84
- 73 Skip Vanderbunt, vs. San Francisco, 11/23/72

## OPPONENTS' FUMBLE RETURNED FOR TOUCHDOWN

## Career

- 3 Bob Lilly, 1961-74
- 2 Cornell Green, 1962-74
- 2 Benny Barner, 1972-82
- 2 Mike Hegman, 1976-88
- 2 Michael Downs, 1981-89
- 2 Jim Jeffcoat, 1983-94



## SACKS

## Most Seasons Led Team

- 7 Harvey Martin, 1974-77, 1979-80, 1982
- 5 Jethro Pugh, 1968-72
- 4 George Andrie, 1964-67

## Most Consecutive Seasons Leading Team

- 5 Jethro Pugh, 1968-72
- 4 George Andrie, 1964-67
- 4 Harvey Martin, 1974-77

## TOTAL SACKS

## Career

- 113 Harvey Martin, 1973-83
- 111 Randy White, 1975-88
- 106 Ed Jones, 1974-78, 1980-89

## Season

- 23 Harvey Martin, 1977
- 18½ George Andrie, 1966
- 16 Randy White, 1978

## Season, Rookie

- 9 Willie Townes, 1966
- 9 Harvey Martin, 1973
- 7½ Jimmie Jones, 1990

## Game

- 5 Bob Lilly, @ Pittsburgh, 11/20/66
- 5 Jim Jeffcoat, @ Washington, 11/10/85
- 4 Eight times, last by Charles Haley, @ Pittsburgh, 9/4/84

## Game, Rookie

- 3 Randy White, @ Detroit, 10/6/75
- 3 Randy White, @ New England, 11/16/75
- 2½ Five times, last by Jimmie Jones, vs. Tampa Bay, 10/7/90

## Game, Opponent

- 4½ Jim Katcavage, @ N.Y. Giants, 10/20/63
- 4½ Clyde Simmons, vs. Philadelphia, 9/15/91

## TACKLES

## COMBINED TACKLES

## Career

- 1,236 Lee Roy Jordan, 1963-76
- 1,178 Darren Woodson, 1992-2001
- 1,104 Randy White, 1975-88

## Season

- 222 Eugene Lockhart, 1989
- 172 Dat Nguyen, 2001
- 167 Bob Breunig, 1979

## Season, Rookie

- 136 Dexter Coakley, 1997
- 108 Robert Jones, 1992
- 93 Darrin Smith, 1993

## Game

- 21 Lee Roy Jordan, vs. Philadelphia, 9/26/71
- 20 Fred Strickland, @ N.Y. Giants, 11/24/96
- 19 Jerry Tubbs, vs. Chicago, 11/27/60
- 19 Eugene Lockhart, vs. Phoenix, 10/29/89
- 19 Ken Norton, @ Washington, 9/6/93
- 19 Darren Woodson, @ N.Y. Giants, 1/2/94
- 19 Robert Jones, @ Philadelphia, 12/4/94
- 19 Brock Marion, @ Green Bay, 11/23/97
- 19 Fred Strickland, @ Kansas City, 12/13/98

## SOLO TACKLES

## Career

- 743 Lee Roy Jordan, 1963-76
- 701 Randy White, 1975-88
- 693 Ed Jones, 1974-78, 1980-89

## Season

- 154 Eugene Lockhart, 1989
- 104 Dat Nguyen, 2001
- 100 Lee Roy Jordan, 1975

## Game

- 16 Eugene Lockhart, vs. Phoenix, 10/29/89
- 15 Dexter Coakley, @ Seattle, 12/16/01
- 14 Lee Roy Jordan, vs. Philadelphia, 10/28/73
- 14 Brock Marion, @ Green Bay, 11/23/97

## ASSISTED TACKLES

## Career

- 496 Darren Woodson, 1992-2001
- 493 Lee Roy Jordan, 1963-76
- 466 Bob Breunig, 1975-84

## Season

- 101 Jerry Tubbs, 1960

## Game

- 15 Jerry Tubbs, vs. Chicago, 11/27/60

## BLOCKED KICKS

## BLOCKS

(Extra points, Field Goals and Punts)

## Career

- 10 Cornell Green, 1962-74
- 9 Mike Gaechter, 1962-69
- 9 Ed Jones, 1974-78, 1980-89

## Season

- 3 Jethro Pugh, 1965
- 3 Ed Jones, 1978
- 3 Michael Downs, 1986

## Game

- 2 Billy Joe DuPree, vs. N.Y. Giants, 10/21/73
- 2 Leon Lett, vs. Detroit, 9/19/94

## Game, Opponent

- 2 Bob Freeman, vs. Philadelphia, 9/30/60
- 2 Matt Blair, @ Minnesota, 10/7/79

## BLOCKED EXTRA POINTS

## Career

- 2 Cornell Green, 1962-74
- 2 Mike Gaechter, 1962-69
- 2 Ed Jones, 1974-78, 1980-89

## Season

- 1 By many, last by Flozell Adams, 2001

## Game

- 1 By many, last by Flozell Adams, @ Philadelphia, 9/30/01

## Game, Opponent

- 2 Bob Freeman, vs. Philadelphia, 9/30/60
- 2 Matt Blair, @ Minnesota, 10/7/79

## BLOCKED FIELD GOALS

## Career

- 8 Cornell Green, 1962-74
- 7 Mike Gaechter, 1962-69
- 7 Ed Jones, 1974-78, 1980-89

## Season

- 2 Ten times, last by Leon Lett, 1994
- 1 Many times, last by Brandon Noble, 2000

## Game

- 2 Leon Lett, vs. Detroit, 9/19/94
- 1 Many times, last by Brandon Noble, vs. N.Y. Giants, 12/17/00

## Game, Opponent

- 1 By many, last by Jon Runyan, vs. Philadelphia, 11/18/01

## BLOCKED PUNTS

## Career

- 4 Issiac Holt, 1989-92
- 2 Billy Joe DuPree, 1973-83
- 2 Thomas Henderson, 1975-79
- 2 Aaron Kyle, 1976-79
- 2 Charlie Waters, 1970-78, 1980-81

## Season

- 2 Billy Joe DuPree, 1973
- 2 Aaron Kyle, 1976
- 2 Issiac Holt, 1990

## Game

- 2 Billy Joe DuPree, vs. N.Y. Giants, 10/21/73

## Game, Opponent

- 1 By many, last by Jimmy Williams, vs. San Francisco, 12/30/01





# Cowboys Team Records

1960 — 12 games; 1961-77 — 14 games; 1978-2001 — 16 games.  
NOTE: The 1982 regular season was reduced to nine games and the 1987 season to 15 games due to players' strikes.

## GAMES WON

### Most Consecutive Games Won (Including postseason)

12 1971-72  
10 1993-94  
9 1977-78

### Most Consecutive Games Won (Regular season)

11 1968-69  
9 1971-72, 1978-79  
8 1977, 1991-92

### Most Games Won, Season (Including postseason)

16 1992  
15 1977, 1993, 1995  
14 1971, 1978, 1980

### Most Games Won, Season (Regular season)

13 1992  
12 1968, 1977, 1978, 1980, 1981, 1983, 1993,  
1994, 1995

### Most Consecutive Games Won, Season (Including postseason)

10 1971  
8 1977, 1978, 1993

### Most Consecutive Games Won, Season (Regular season)

8 1977  
7 1971, 1983, 1993

### Most Consecutive Games Won, Start of Season

8 1977  
7 1983  
6 1968, 1969

### Most Consecutive Games Won, End of Season

7 1971  
6 1978  
5 1968, 1970, 1991, 1993

### Most Consecutive Away Games Won (Including postseason)

18 1980-81  
11 1971-72, 1991-92  
9 1975-76

### Most Consecutive Road Games Won (Including postseason)

7 1968, 1993-94  
6 1966-67, 1975-76, 1978-79

## GAMES LOST

### Most Consecutive Games Lost

10 1960, 1988  
9 1988-89

### Most Consecutive Games Without Victory

12 1960  
10 1988  
9 1988-89

### Most Games Lost, Season

15 1989  
13 1988  
11 1960, 2000, 2001

### Most Consecutive Home Games Lost

14 1988-89  
6 1960

### Most Consecutive Home Games Without Victory

14 1988-89  
7 1962-63

### Most Consecutive Away Games Lost

9 1962-63, 2000-2001  
8 1997-98, 1999-00

### Most Consecutive Away Games Without Victory (Including postseason)

9 1962-63, 1999-00, 2000-2001  
8 1997-98  
7 1960, 1964-65

## SCORING

### Most Points, Season

479 1983  
454 1980  
445 1966

### Most Points, Opponent, Season

402 1962  
393 1989  
381 1988

### Fewest Points, Season

177 1960  
204 1989  
226 1982

### Fewest Points, Opponent, Season

186 1968  
194 1976  
208 1978\*

### Most Points, Game

59 vs. Detroit, 9/15/68  
59 vs. San Francisco, 10/12/80  
56 vs. Philadelphia, 10/9/66

### Most Points, Opponent, Game

54 @ Minnesota, 10/18/70  
52 @ St. Louis, 12/9/62  
50 @ Cincinnati, 12/8/85

### Most Points, Both Teams, Game

86 @ Buffalo, 9/19/71 (Dallas 49, Buffalo 37)  
82 vs. Minnesota, 11/26/87  
(Minnesota 44, Dallas 38 OT)  
82 vs. Minnesota, 11/26/98  
(Minnesota 46, Dallas 36)

### Fewest Points, Both Teams, Game

8 @ Cleveland, 12/12/70 (Dallas 6, Clev. 2)  
10 @ Houston, 11/24/74 (Dallas 10, Houston 0)  
12 vs. N.Y. Giants, 11/7/76 (Dallas 9, N.Y. Giants 3)

### Most Points Overcome To Win Game

21 vs. New Orleans, 10/21/84  
21 @ Washington, 9/12/99 (OT)  
20 @ Washington, 9/5/83

### Most Points, Opponent, Overcome To Win Game

21 @ Washington, 11/28/65  
20 @ Philadelphia, 10/23/88  
18 vs. Indianapolis, 9/15/96

### Most Points, First Half

42 vs. Philadelphia, 10/19/69  
38 vs. N.Y. Jets, 12/4/71  
38 vs. San Francisco, 10/12/80

### Most Points, Opponent, First Half

35 @ Denver, 9/13/98  
34 @ Minnesota, 10/18/70  
34 @ Rams, 10/14/73  
34 @ Washington, 11/23/86

### Most Points, Both Teams, First Half

55 vs. Raiders, 10/23/83  
52 @ N.Y. Giants, 12/16/62  
52 @ Buffalo, 9/19/71  
52 @ Denver, 9/13/98

### Most Points, Second Half

36 vs. Green Bay, 11/24/94  
31 @ Philadelphia, 9/29/68  
31 @ Washington, 11/17/68

### Most Points, Opponent, Second Half

38 @ St. Louis, 12/9/62  
35 @ Green Bay, 11/23/97  
28 Eight times, last @ Indianapolis, 10/31/99

### Most Points, Both Teams, Second Half

58 vs. St. Louis, 9/28/75 (OT)  
50 vs. Green Bay, 11/24/94  
49 vs. N.Y. Giants, 10/21/73  
49 @ Cincinnati, 12/8/85  
49 @ Washington, 9/12/99 (OT)

### Most Points, First Quarter

28 vs. Philadelphia, 10/19/69  
28 vs. N.Y. Jets, 12/4/71  
21 Four times, last vs. Arizona, 10/9/94

### Most Points, Opponent, First Quarter

22 @ Cincinnati, 12/8/85  
21 vs. Cleveland, 12/3/61  
21 @ San Francisco, 10/11/81  
21 @ San Francisco, 12/19/83  
21 @ Denver, 9/13/98  
21 vs. Minnesota, 11/26/98

**Most Points, Both Teams, First Quarter**

35 vs. Philadelphia, 10/19/69  
 35 vs. Atlanta, 12/22/91  
 28 vs. St. Louis, 11/23/67  
 28 vs. N.Y. Jets, 12/4/71  
 28 @ Denver, 9/13/98

**Most Points, Second Quarter**

24 vs. N.Y. Giants, 9/18/66  
 24 vs. Pittsburgh, 10/30/66  
 24 vs. Detroit, 9/15/68  
 24 vs. New England, 10/24/71  
 24 vs. San Francisco, 10/12/80  
 24 @ Washington, 10/2/94

**Most Points, Opponent, Second Quarter**

26 @ Philadelphia, 9/30/01  
 24 vs. Baltimore, 10/30/60  
 24 vs. N.Y. Giants, 11/11/62

**Most Points, Both Teams, Second Quarter**

42 @ N.Y. Giants, 12/16/62  
 38 vs. Kansas City, 11/10/75  
 38 vs. Raiders, 10/23/83

**Most Points, Third Quarter**

24 vs. Chicago, 12/27/92  
 21 Six times, last vs. N.Y. Giants, 11/7/94

**Most Points, Opponent, Third Quarter**

24 @ Tennessee, 12/25/00  
 22 @ Washington, 9/12/99  
 21 @ Washington, 12/17/61  
 21 @ Cincinnati, 12/8/85

**Most Points, Both Teams, Third Quarter**

35 @ Washington, 12/17/61  
 35 vs. St. Louis, 9/28/75  
 28 Four times, last @ Cincinnati, 12/8/85

**Most Points, Fourth Quarter**

21 @ N.Y. Giants, 12/19/85  
 21 vs. Detroit, 9/15/68  
 21 @ Detroit, 10/6/75  
 21 @ Washington, 9/12/99  
 21 vs. Denver, 11/22/01

**Most Points, Opponent, Fourth Quarter**

21 @ St. Louis, 12/9/62  
 21 @ Washington, 11/28/65  
 21 vs. St. Louis, 11/16/70  
 21 @ San Diego, 11/5/72  
 21 @ St. Louis, 9/13/87  
 21 @ Green Bay, 11/23/97

**Most Points, Both Teams, Fourth Quarter**

35 vs. N.Y. Giants, 10/21/73  
 31 vs. Washington, 12/11/66  
 31 vs. Washington, 12/16/79

**Most Consecutive Games Scoring**

218 1970-85  
 151 1991-00  
 146 1960-70

**TOUCHDOWNS****Most Touchdowns, Season**

60 1980  
 59 1983  
 56 1966

**Most Touchdowns, Opponent, Season**

52 1962  
 49 1961  
 48 1963

**Fewest Touchdowns, Season**

23 1960  
 25 1989\*  
 26 2001

**Fewest Touchdowns, Opponent, Season**

23 1968  
 23 1973  
 23 1993\*

**Most Touchdowns, Game**

8 vs. Philadelphia, 10/9/66  
 8 vs. Detroit, 9/15/68  
 8 vs. San Francisco, 10/12/80

**Most Touchdowns, Opponent, Game**

7 vs. Cleveland, 10/16/60  
 7 @ St. Louis, 12/9/62  
 7 @ Cincinnati, 12/8/85

**Most Touchdowns, Both Teams, Game**

12 vs. Buffalo, 9/19/71  
 11 @ San Francisco, 12/12/77  
 11 vs. Minnesota, 11/26/87

**Most Consecutive Games Score Touchdown**

75 1979-84  
 73 1960-65  
 72 1965-70

**POINT AFTER TOUCHDOWNS****Most Points After Touchdowns, Season**

59 1980  
 57 1983  
 56 1966

**Most Point After Touchdowns, Opponent, Season**

49 1962  
 45 1963  
 44 1961

**Most Point After Touchdowns, Game**

8 vs. Philadelphia, 10/9/66  
 8 vs. Detroit, 9/15/68  
 8 vs. San Francisco, 10/12/80

**Most Point After Touchdowns, Opponent, Game**

7 @ St. Louis, 12/9/62  
 6 Nine times, last @ Denver, 9/13/98

**Most Consecutive Point After Touchdowns (Kicking)**

165 1996-2001 (current)  
 162 1969-73  
 143 1985-89

**Most Two Point Conversions, Attempted, Season**

5 1997  
 4 2000  
 2 1994, 1995, 1996, 1998

**Most Two Point Conversions Attempted, Opponent Season**

4 1996, 1999  
 3 1994, 1995, 2000

**Most Two Point Conversions Made, Season**

2 1996, 1997, 2000  
 1 1995

**Most Two Point Conversions Made, Opponent, Season**

3 1999  
 2 1997, 1998  
 1 1995

**FIELD GOALS****Most Field Goals Attempted, Season**

39 1991  
 38 1997  
 37 1993

**Most Field Goals Attempted, Opponent, Season**

39 1991  
 36 2001  
 35 1989

**Fewest Field Goals Attempted, Season**

13 1960  
 17 1980\*  
 20 1963, 1989

**Fewest Field Goals Attempted, Opp., Season**

12 1976  
 15 1977  
 17 1992\*

**Most Field Goals Attempted, Game**

7 @ Chicago, 11/24/68  
 7 vs. Green Bay, 11/18/96  
 6 vs. Rams, 9/21/75  
 6 @ Arizona, 9/7/97  
 6 vs. Cincinnati, 11/12/00

**Most Field Goals Attempted, Opponent, Game**

7 @ Philadelphia, 12/5/65  
 6 vs. San Francisco, 11/20/60  
 6 vs. St. Louis, 12/18/71  
 6 @ Green Bay, 10/1/72

**Most Field Goals Attempted, Both Teams, Game**

9 @ Philadelphia, 12/5/65  
 9 @ Chicago, 11/24/68

**Most Field Goals Made, Season**

34 1997  
 32 1996  
 30 1993

**Most Field Goals Made, Opponent, Season**

29 1991  
 28 1989, 1996  
 27 2001





**Fewest Field Goals Made, Season**

6 1960  
9 1963, 1967  
10 1974, 1989\*

**Fewest Field Goals Made, Opponent, Season**

7 1976  
8 1967  
9 1968, 1969  
11 1978\*

**Most Field Goals Made, Game**

7 vs. Green Bay, 11/18/96  
5 @ Rams, 12/21/87  
5 vs. Green Bay, 10/3/93  
5 vs. N.Y. Giants, 12/17/95  
5 @ Arizona, 9/7/97  
5 vs. Philadelphia, 9/15/97

**Most Field Goals Made, Opponent, Game**

5 vs. Atlanta, 10/20/96  
5 vs. Philadelphia, 11/18/01  
4 Many times, last vs. Denver, 11/22/01

**Most Field Goals Made, Both Teams, Game**

7 @ Houston, 11/10/91  
7 vs. N.Y. Giants, 12/17/95  
7 vs. Green Bay, 11/18/96  
7 vs. Philadelphia, 9/15/97

**Most Consecutive Games Scoring Field Goal**

18 1992-93  
15 1996-97  
12 2001 (current)

**SAFETIES**

**Most Safeties, Season**

3 1981  
2 Many times, last 1973

**Most Safeties, Opponent, Season**

2 1960, 1986, 1988

**Most Safeties, Game**

2 vs. Philadelphia, 11/19/72  
1 Many times, last @ Carolina, 10/1/00

**FIRST DOWNS**

**Most First Downs, Season**

364 1995  
342 1978, 1983  
339 1979

**Most First Downs, Opponent, Season**

321 1989  
312 1985  
309 2000

**Most First Downs, Both Teams, Season**

667 1995  
648 1985  
633 1980

**Fewest First Downs, Season**

180 1960  
211 1965  
246 1989\*

**Fewest First Downs, Opponent, Season**

199 1974  
200 1971  
232 1978\*

**Most First Downs, Game**

33 @ Detroit, 9/15/85  
32 Five times, last vs. Minnesota, 11/26/98

**Most First Downs, Opponent, Game**

33 @ Houston, 11/10/91  
32 @ Oakland, 11/19/95  
32 @ Washington, 12/22/96

**Most First Downs, Both Teams, Game**

57 @ Oakland, 11/19/95  
55 @ Washington, 9/12/99 (OT)  
54 @ San Francisco, 11/10/63  
54 @ N.Y. Giants, 9/10/78  
54 @ Houston, 11/10/91

**Fewest First Downs, Game**

6 @ Tennessee, 12/25/00  
7 @ N.Y. Giants, 12/16/89  
8 Eight times, last vs. Tampa Bay, 9/9/01

**Fewest First Downs, Opponent, Game**

5 @ Philadelphia, 11/6/66  
5 @ Philadelphia, 9/23/74  
6 Three times, last vs. Seattle, 10/11/92

**Fewest First Downs, Both Teams, Game**

20 @ Green Bay, 10/24/65  
21 @ Philadelphia, 11/6/66  
21 @ Houston, 11/24/74  
21 @ N.Y. Giants, 12/16/89

**Most First Downs, Rushing, Season**

147 1974  
146 1978  
143 1980

**Most First Downs, Rushing, Opponent, Season**

137 2000  
122 1961  
118 1986

**Fewest First Downs, Rushing, Season**

57 1960  
78 1989\*  
82 1997

**Fewest First Downs, Rushing, Opp., Season**

52 1969  
59 1971  
68 1992\*

**Most First Downs, Rushing, Game**

19 @ Baltimore, 12/6/81  
18 vs. Cleveland, 11/25/82  
17 @ Green Bay, 11/12/78  
17 vs. Washington, 11/22/81

**Most First Downs, Rushing, Opponent, Game**

17 @ Chicago, 9/30/84  
17 vs. Philadelphia, 9/3/00  
15 Four times, last @ Baltimore, 11/19/00

**Fewest First Downs, Rushing, Game**

0 vs. Philadelphia, 11/1/70  
1 Many times, last @ New Orleans, 12/6/98

**Fewest First Downs, Rushing, Opponent, Game**

0 Six times, last @ Atlanta, 12/21/92

**Most First Downs, Passing, Season**

208 1985  
205 1983  
202 1984

**Most First Downs, Passing, Opponent, Season**

193 1985  
183 1989  
181 1983

**Fewest First Downs, Passing, Season**

95 1970  
105 1960  
108 1965  
110 2001\*

**Fewest First Downs, Passing, Opp., Season**

94 1977  
97 1960  
105 1970  
128 1978\*

**Most First Downs, Passing, Game**

23 @ San Francisco, 11/10/63  
22 @ Detroit, 9/15/95  
21 @ Miami, 10/27/96

**Most First Downs, Passing, Opponent, Game**

21 vs. Chicago, 11/18/62  
21 vs. Kansas City, 11/20/83  
21 @ St. Louis, 11/11/84  
21 @ Arizona, 11/15/98

**Fewest First Downs, Passing, Game**

1 vs. Tampa Bay, 9/9/01  
2 @ Phoenix, 10/14/90  
2 @ Tennessee, 12/25/00

**Fewest First Downs, Passing, Opponent, Game**

1 Three times, last @ N.Y. Jets, 12/21/75

**Most First Downs, Penalty, Season**

33 1985  
32 2000  
30 1993

**Most First Downs, Penalty, Opponent, Season**

38 1997  
34 1987  
31 1999

**Fewest First Downs, Penalty, Season**

9 1961, 1962, 1971  
11 1963, 1967  
18 1996\*

**Fewest First Downs, Penalty, Opp., Season**

10 1969  
12 1961  
16 1991\*

**Most First Downs, Penalty, Game**

7 vs. Washington, 12/26/93  
6 vs. Tampa Bay, 10/9/83  
5 12 times, last vs. N.Y. Giants, 12/17/00

**Most First Downs, Penalty, Opponent, Game**

7 @ N.Y. Jets, 10/4/87  
6 Five times, last @ Green Bay, 11/23/97

**NET YARDS GAINED RUSHING AND PASSING****Most Yards Gained, Season**

5,968 1979  
5,959 1978, 1983

**Most Yards Gained, Opponent, Season**

5,608 1985  
5,556 1989  
5,427 1983

**Fewest Yards Gained, Season**

3,153 1960  
3,704 1964  
3,995 1965  
4,081 1990\*

**Fewest Yards Gained, Opponent, Season**

3,213 1977  
3,463 1974  
3,466 1973  
3,933 1992\*

**Most Yards Gained, Game**

652 vs. Philadelphia, 10/9/66  
583 vs. Baltimore, 9/4/78  
578 vs. St. Louis, 9/30/73

**Most Yards Gained, Opponent, Game**

583 @ Houston, 11/10/91  
570 @ Cincinnati, 12/8/85  
529 vs. Miami, 10/25/81

**Most Yards Gained, Both Teams, Game**

1,045 @ Washington, 9/12/99 (OT)  
995 vs. Miami, 10/25/81  
984 vs. Minnesota, 11/26/98

**Fewest Yards Gained, Game**

90 vs. Philadelphia, 9/15/91  
96 @ Tennessee, 12/25/00  
100 @ Phoenix, 10/14/90

**Fewest Yards Gained, Opponent, Game**

62 vs. Seattle, 10/11/92  
63 @ Green Bay, 10/24/65  
80 @ Philadelphia, 11/6/66

**Fewest Yards Gained, Both Teams, Game**

255 @ Green Bay, 10/24/65  
320 @ Philadelphia, 11/6/66  
333 @ Houston, 11/24/74

**Most Consecutive Games, 300 or More Yards**

17 1975-76  
15 1978-79  
13 1992-93

**Most Consecutive Games, 400 or More Yards**

4 1976  
3 1983  
2 Many times, last 1998

**RUSHING****ATTEMPTS****Most Rushing Attempts, Season**

630 1981  
625 1978  
594 1980

**Most Rushing Attempts, Opponent, Season**

543 1989  
538 2000  
511 1997

**Fewest Rushing Attempts, Season**

311 1960  
355 1989\*  
393 1990

**Fewest Rushing Attempts, Opponent, Season**

313 1969  
339 1967  
345 1992\*

**Most Rushing Attempts, Game**

66 @ Baltimore, 12/6/81  
59 vs. San Francisco, 10/12/80  
58 @ Green Bay, 11/12/78

**Most Rushing Attempts, Opponent, Game**

53 vs. N.Y. Giants, 11/7/76  
52 vs. N.Y. Giants, 12/17/72  
51 vs. N.Y. Giants, 9/16/90

**Fewest Rushing Attempts, Game**

10 @ New Orleans, 9/10/89  
11 vs. N.Y. Giants, 9/16/90  
13 Four times, last vs. Philadelphia, 9/3/00

**Fewest Rushing Attempts, Opponent, Game**

11 @ Atlanta, 12/21/92  
12 vs. Pittsburgh, 10/30/66  
12 vs. N.Y. Giants, 9/24/67  
12 vs. Philadelphia, 10/16/83

**YARDS****Most Yards Gained Rushing, Season**

2,783 1978  
2,711 1981  
2,454 1974

**Most Yards Gained Rushing, Opponent, Season**

2,636 2000  
2,242 1960  
2,226 1984

**Fewest Yards Gained Rushing, Season**

1,049 1960  
1,409 1989\*  
1,500 1990

**Fewest Yards Gained Rushing, Opp., Season**

1,050 1969  
1,094 1967  
1,144 1971  
1,244 1992\*

**Most Yards Gained Rushing, Game**

354 @ Baltimore, 12/6/81  
313 @ Green Bay, 11/12/78  
299 vs. Cleveland, 11/25/82

**Most Yards Gained Rushing, Opponent, Game**

306 vs. Philadelphia, 9/3/00  
289 vs. Philadelphia, 10/22/61  
283 @ Chicago, 9/30/84

**Most Yards Gained Rushing, Both Teams, Game**

510 @ Baltimore, 12/6/81  
466 vs. Philadelphia, 10/22/61  
450 vs. N.Y. Giants, 10/15/61

**Fewest Yards Gained Rushing, Game**

8 @ New Orleans, 12/6/98  
20 @ New Orleans, 9/10/89  
20 vs. N.Y. Giants, 9/16/90

**Fewest Yards Gained Rushing, Opponent, Game**

7 vs. Pittsburgh, 10/30/66  
11 @ Cleveland, 9/17/67  
16 @ Washington, 10/8/67

**AVERAGE GAIN****Highest Average Gain Rushing, Season**

4.70 1962  
4.52 1974  
4.50 1966

**Highest Average Gain Rushing, Opponent, Season**

5.04 1960  
4.92 1961  
4.90 2000

**Lowest Average Gain Rushing, Season**

3.37 1960  
3.45 1996  
3.55 1994

**Lowest Average Gain Rushing, Opponent, Season**

3.22 1974  
3.23 1967  
3.24 1971

**TOUCHDOWNS****Most Touchdowns Rushing, Season**

29 1995  
26 1968, 1980, 1994

**Most Touchdowns, Rushing, Opponent, Season**

24 1960  
21 1989  
19 1962, 1987

**Fewest Touchdowns, Rushing, Season**

6 1960, 1961, 1997  
7 1989

**Fewest Touchdowns, Rushing, Opp., Season**

3 1968, 1969  
5 1973  
6 1999\*



**Most Touchdowns, Rushing, Game**

5 @ Philadelphia, 9/29/68  
5 @ Buffalo, 9/19/71  
5 vs. Phoenix, 12/16/90

**Most Touchdowns, Rushing, Opponent, Game**

5 Four times, last vs. Philadelphia, 10/10/65  
4 Many times, last @ Denver, 9/13/98

**Most Touchdowns, Rushing, Both Teams, Game**

6 Seven times, last vs. Phoenix, 12/16/90  
5 Many times, last vs. Minnesota, 11/26/98

**PASSING****ATTEMPTS****Most Passes Attempted, Season**

604 1984  
587 1985  
555 1988

**Most Passes Attempted, Opponent, Season**

558 1983  
555 1993  
553 1998

**Fewest Passes Attempted, Season**

297 1970  
321 1973  
354 1960  
413 2001\*

**Fewest Passes Attempted, Opponent, Season**

293 1960  
326 1961  
349 1974  
432 1978\*

**Most Passes Attempted, Game**

62 @ Detroit, 9/15/85  
57 vs. Minnesota, 11/26/98  
55 @ N.Y. Giants, 11/6/88

**Most Passes Attempted, Opponent, Game**

59 vs. Kansas City, 11/20/83  
56 @ Houston, 11/10/91  
56 @ Arizona, 11/15/98  
55 vs. St. Louis, 12/27/87  
55 @ Oakland, 11/19/95

**Most Passes Attempted, Both Teams, Game**

99 @ Philadelphia, 10/23/88  
95 @ Houston, 11/10/91  
92 vs. Minnesota, 11/26/98

**Fewest Passes Attempted, Game**

8 vs. Washington, 12/10/00  
11 vs. Atlanta, 10/11/70  
11 vs. N.Y. Giants, 10/21/73  
12 vs. Philadelphia, 10/14/62

**Fewest Passes Attempted, Opponent, Game**

10 vs. Washington, 10/3/71  
10 vs. Miami, 11/22/73  
12 @ Pittsburgh, 11/20/77

**Fewest Passes Attempted, Both Teams, Game**

28 @ N.Y. Jets, 12/21/75  
29 vs. Atlanta, 10/11/70  
31 @ N.Y. Giants, 10/10/76

**COMPLETIONS****Most Passes Completed, Season**

346 1983  
344 1985  
322 1984, 1995

**Most Passes Completed, Opponent, Season**

334 1993  
320 1991  
301 1989

**Fewest Passes Completed Season**

149 1970  
163 1960  
168 1965  
210 2001\*

**Fewest Passes Completed, Opponent, Season**

145 1960  
154 1977  
162 1975  
202 1978\*

**Most Passes Completed, Game**

40 @ Detroit, 9/15/85  
34 @ N.Y. Giants, 10/5/97  
34 vs. Minnesota, 11/26/98  
33 @ Rams, 9/3/84  
33 @ Miami, 10/27/96

**Most Passes Completed, Opponent, Game**

41 @ Houston, 11/10/91  
34 @ Atlanta, 12/21/92  
33 vs. Kansas City, 11/20/83

**Most Pass Completions, Both Teams, Game**

65 @ Houston, 11/10/91  
58 @ Philadelphia, 10/23/88  
57 @ San Diego, 11/13/83

**Fewest Passes Completed, Game**

4 vs. Atlanta, 10/11/70  
5 vs. Washington, 12/12/76  
5 vs. Washington, 12/10/00  
5 @ Tennessee, 12/25/00

**Fewest Passes Completed, Opponent, Game**

2 @ N.Y. Jets, 12/21/75  
4 Four times, last vs. Rams, 9/21/75

**Fewest Pass Completions, Both Teams, Game**

8 @ N.Y. Jets, 12/21/75  
14 Five times, last vs. Rams, 9/21/75

**YARDS****Most Yards Gained, Passing, Season**

3,861 1985  
3,842 1983  
3,623 1995

**Most Yards Gained, Passing, Opponent, Season**

3,928 1983  
3,755 1985  
3,674 1962

**Fewest Yards Gained, Passing, Season**

2,013 1964  
2,104 1960  
2,149 1970  
2,218 2001\*

**Fewest Yards Gained, Passing, Opp., Season**

1,562 1977  
1,909 1976  
1,913 1970  
2,288 1978\*

**Most Yards Gained, Passing, Game**

455 vs. Minnesota, 11/26/98  
452 @ Detroit, 9/15/85  
440 vs. Philadelphia, 10/9/66

**Most Yards Gained, Passing, Opponent, Game**

448 @ Arizona, 11/15/98  
437 vs. Chicago, 11/18/62  
425 @ Houston, 10/10/91

**Most Yards Gained, Passing, Both Teams, Game**

808 vs. Minnesota, 11/26/98  
724 @ Washington, 9/12/99 (OT)  
720 @ N.Y. Giants, 10/6/85

**Fewest Yards Gained, Passing, Game**

-1 @ Green Bay, 10/24/65  
10 @ Tennessee, 12/25/00  
28 vs. Tampa Bay, 9/9/01

**Fewest Yards Gained, Passing, Opp., Game**

-10 @ Green Bay, 10/24/65  
-1 @ N.Y. Jets, 12/21/75  
1 vs. Washington, 10/16/77

**Fewest Yards Gained, Pass., Both Teams, Game**

-11 @ Green Bay, 10/24/65  
83 vs. Atlanta, 10/11/70  
85 @ N.Y. Jets, 12/21/75

**COMPLETION PERCENTAGE****Highest Completion Percentage, Season**

66.7 1993 (317 of 475)  
65.2 1995 (322 of 494)  
64.0 1992 (314 of 491)

**Highest Completion Percentage, Opp., Season**

61.7 1989 (301 of 488)  
60.5 2000 (277 of 458)  
60.2 1993 (334 of 555)

**Lowest Completion Percentage, Season**

46.0 1960 (163 of 354)  
46.4 1965 (168 of 362)  
47.5 1964 (192 of 404)

**Lowest Completion Percentage, Opp., Season**

40.5 1960 (159 of 393)  
41.6 1977 (154 of 370)  
43.4 1975 (162 of 373)

**Highest Completion Percentage, Game (10 att.)**

87.5 @ Philadelphia, 11/6/83 (21 of 24)  
86.7 @ N.Y. Giants, 10/10/76 (16 of 19)  
85.7 @ Atlanta, 12/21/92 (18 of 21)

\*16-game record

**Highest Completion Percentage, Opponent, Game (10 att.)**

85.7 @ Detroit, 12/11/60 (12 of 14)  
 84.2 @ New Orleans, 9/10/89 (16 of 19)  
 83.3 vs. Jacksonville, 10/29/00 (20 of 24)

**Highest Completion Percentage, Both Teams, Game**

80.6 @ N.Y. Giants, 10/10/76 (25 of 31)  
 78.7 vs. N.Y. Giants, 9/29/91 (48 of 61)  
 78.0 @ N.Y. Giants, 9/30/90 (39 of 50)

**Lowest Completion Percentage, Game**

22.7 vs. Washington, 12/12/76 (5 of 22)  
 25.0 @ Tennessee, 12/25/00 (5 of 20)  
 28.6 vs. Washington, 9/26/65 (6 of 21)

**Lowest Completion Percentage, Opp., Game**

16.7 @ N.Y. Jets, 12/21/75 (2 of 12)  
 18.2 @ St. Louis, 10/23/60 (4 of 22)  
 21.1 @ Green Bay, 10/24/65 (4 of 19)

**Lowest Completion Per., Both Teams, Game**

28.6 @ N.Y. Jets, 12/21/75 (8 of 28)  
 30.4 @ St. Louis, 10/23/60 (14 of 46)  
 34.1 vs. Rams, 9/21/75 (14 of 41)

**TOUCHDOWNS****Most Touchdowns, Passing, Season**

31 1962, 1983  
 30 1980

**Most Touchdowns, Passing, Opponent, Season**

33 1962  
 31 1963  
 30 1988

**Fewest Touchdowns, Passing, Season**

10 1964  
 12 1990\*, 1996\*

**Fewest Touchdowns, Passing, Opp., Season**

10 1970, 1996  
 11 1978

**Most Touchdowns, Passing, Game**

5 Seven times, last @ Washington, 9/12/99 (OT)  
 4 Many times, last @ Pittsburgh, 8/31/97

**Most Touchdowns, Passing, Opponent, Game**

6 @ N.Y. Giants, 12/16/62  
 5 Four times, last @ Cleveland, 11/2/69

**SACKS****TOTAL SACKS****Most Sacks, Season**

62 1985  
 60 1966  
 58 1978

**Most Sacks, Opponent, Season**

68 1964  
 60 1986  
 55 1965  
 55 1966

**Fewest Sacks, Season**

20 1960, 1963  
 21 1961  
 23 1991\*

**Fewest Sacks, Opponent, Season**

18 1995  
 19 1996, 1998  
 20 1994

**Most Sacks, Game**

12 @ Pittsburgh, 11/20/66  
 12 @ Houston, 9/29/85  
 11 @ Detroit, 10/6/75  
 11 @ N.Y. Jets, 10/4/87

**Most Sacks, Opponent, Game**

11 @ San Diego, 11/16/86  
 11 vs. Philadelphia, 9/15/91  
 10 vs. New England, 11/22/84

**Most Sacks, Both Teams, Game**

17 @ Pittsburgh, 11/20/66  
 15 @ San Diego, 11/16/86  
 14 Four times, last @ Houston, 9/29/85

**Games With No Sacks Allowed, Season**

8 1994  
 6 1995  
 5 Five times, last 1998

**SACK YARDAGE****Most Sack Yardage, Season**

459 1985  
 452 1969  
 442 1978

**Most Sack Yardage, Opponent, Season**

503 1964  
 498 1986  
 403 1987

**Fewest Sack Yardage, Season**

130 2001  
 151 1991  
 161 1963

**Fewest Sack Yardage, Opponent, Season**

93 1994  
 110 1998  
 112 1992

**Most Sack Yardage, Game**

84 vs. Detroit, 10/6/75  
 84 @ Houston, 11/24/74  
 82 @ Houston, 9/29/85

**Most Sack Yardage, Opponent, Game**

93 @ San Diego, 11/16/86  
 77 vs. San Francisco, 11/23/72  
 71 @ Atlanta, 9/15/74

**INTERCEPTIONS****TOTAL INTERCEPTIONS****Most Interceptions, Season**

37 1981  
 33 1985  
 29 1967

**Most Interceptions, Opponent, Season**

33 1960  
 28 1967  
 27 1961, 1988, 1989

**Fewest Interceptions, Season**

7 1989, 1997  
 9 2001  
 10 1988

**Fewest Interceptions, Opponent, Season**

6 1993  
 8 1998  
 10 1977, 1995

**Most Interceptions, Game**

7 @ Philadelphia, 9/26/71  
 6 vs. Washington, 9/9/85  
 5 Seven times, last vs. Miami, 11/25/99

**Most Interceptions, Opponent, Game**

5 Six times, last @ N.Y. Giants, 10/15/00

**YARDS GAINED****Most Yards, Season**

549 1963  
 523 1980  
 482 1981

**Most Yards, Opponent, Season**

586 1961  
 437 1963  
 396 1989

**Fewest Yards, Season**

37 1989  
 67 1988  
 100 1960

**Fewest Yards, Opponent, Season**

47 1993  
 93 1974  
 100 1999

**Most Yards, Game**

183 vs. Washington, 11/3/63  
 154 vs. Atlanta, 9/20/99  
 150 @ Philadelphia, 9/26/71

**Most Yards, Opponent, Game**

138 vs. N.Y. Giants, 10/15/61  
 129 @ Minnesota, 10/18/70  
 127 @ Cleveland, 10/23/66

**TOUCHDOWNS****Most Touchdowns By Interceptions, Season**

4 1985, 1995, 1999  
 3 Seven times, last 2001

**Most Touchdowns By Interceptions, Opponent, Season**

5 1961, 1963  
 4 1964, 1984, 1990, 2001





## PUNTING

## TOTAL PUNTS

## Most Punts, Season

108 1984  
87 1986  
86 1997

## Most Punts, Opponent, Season

108 1978  
103 1977  
99 1984

## Fewest Punts, Season

51 1972  
55 1995\*  
56 1971, 1993

## Fewest Punts, Opponent, Season

43 1961  
50 1960  
52 1963  
55 1995\*

## Most Punts, Game

11 vs. Green Bay, 9/23/84  
10 Eight times, last @ Tennessee, 12/25/00

## Most Punts, Opponent, Game

11 @ Rams, 9/30/62  
11 @ Atlanta, 9/15/74  
11 vs. Buffalo, 11/15/76  
11 vs. New England, 11/22/84  
10 Many times, last @ N.Y. Giants, 9/21/98

## Most Punts, Both Teams, Game

21 vs. Buffalo, 11/15/76  
21 vs. New England, 11/22/84  
20 vs. Green Bay, 9/23/84

## Fewest Punts, Game

0 vs. Cleveland, 12/3/61  
0 vs. Detroit, 9/15/68  
0 vs. Baltimore, 9/4/78  
0 vs. Cincinnati, 11/12/00

## Fewest Punts, Opponent, Game

0 vs. Philadelphia, 10/22/61  
0 vs. N.Y. Giants, 9/29/91  
1 12 times, last vs. San Francisco, 9/24/00

## Fewest Punts, Both Teams, Game

1 vs. Cleveland, 12/3/61  
2 vs. Philadelphia, 10/22/61  
3 Seven times, last vs. Cincinnati, 11/12/00

## Consecutive Punts, No Blocks

611 1989-98  
396 1961-66  
382 1978-83

## Consecutive Punts, No Blocks, Opponent

591 1977-84  
582 1992-99  
330 1960-65

## AVERAGE YARDAGE

## Highest Average Distance, Punting, Season

45.4 1962  
44.2 1963  
43.3 1969

## Highest Average Distance, Punting, Opponent, Season

46.1 1996  
45.5 1961  
43.6 1997

## Highest Avg. Distance, Punting, Game (4 punts)

55.3 vs. Chicago, 9/28/97  
53.4 vs. New Orleans, 11/3/68  
53.3 vs. Washington, 10/24/99

## Highest Average Distance, Punting, Opponent, Game (4 punts)

54.4 @ Miami, 10/27/96  
54.3 @ Cleveland, 10/17/65  
54.0 vs. N.Y. Giants, 10/5/80

## PUNT RETURNS

## TOTAL RETURNS

## Most Punt Returns, Season

63 1978  
62 1974  
61 1977

## Most Punt Returns, Opponent, Season

55 1984  
53 1983  
45 1987

## Fewest Punt Returns, Season

18 1962  
23 1963, 1995\*

## Fewest Punt Returns, Opponent, Season

15 1972  
17 1961  
18 1960  
22 1995\*

## Most Punt Returns, Game

9 vs. Buffalo, 11/15/76  
8 vs. Cleveland, 11/25/82  
8 @ Houston, 12/13/82

## Most Punt Returns, Opponent, Game

8 vs. N.Y. Giants, 11/4/84  
7 Five times, last vs. Phoenix, 10/30/88

## YARDS GAINED

## Most Yards, Punt Returns, Season

573 1974  
556 1980  
550 1992

## Most Yards, Punt Returns, Opponent, Season

588 1983  
493 2001  
459 1999

## Fewest Yards, Punt Returns, Season

81 1962  
103 1961  
134 1972  
197 1989\*

## Fewest Yards, Punt Returns, Opponent, Season

41 1972  
52 1964  
83 1960  
169 1993\*

## Most Yards, Punt Returns, Game

126 vs. Green Bay, 11/29/64  
124 @ Philadelphia, 12/15/91  
122 vs. Pittsburgh, 12/8/68

## Most Yards, Punt Returns, Opponent, Game

139 @ Atlanta, 11/11/01  
123 @ N.Y. Giants, 10/18/99  
112 @ St. Louis, 10/13/74

## TOUCHDOWNS

## Most Touchdowns, Punt Returns, Season

2 1968, 1992, 1993, 1998, 2000  
1 10 times, last 2001

## Most Touchdowns, Punt Returns, Opp., Season

1 10 times, last 1999

## KICKOFF RETURNS

## TOTAL RETURNS

## Most Kickoff Returns, Season

77 1989  
70 1983  
69 1988, 2000

## Most Kickoff Returns, Opponent, Season

85 1995  
82 1994  
78 1983

## Fewest Kickoff Returns, Season

33 1973  
36 1969, 1993\*

## Fewest Kickoff Returns, Opponent, Season

32 1960  
43 1961  
46 1989\*

## Most Kickoff Returns, Game

9 @ Minnesota, 10/18/70  
8 Five times, last vs. Minnesota, 11/13/88

## Most Kickoff Returns, Opponent, Game

10 vs. Detroit, 9/15/68  
9 Five times, last vs. New England, 10/24/71

## YARDS GAINED

## Most Yards, Kickoff Returns, Season

1,709 1989  
1,520 1997  
1,476 2001

## Most Yards, Kickoff Returns, Opponent, Season

1,806 1983  
1,709 1978, 1994

**Most Yards, Kickoff Returns, Season**

699 1992  
718 1969  
725 1973

**Fewest Yards, Kickoff Returns, Opponent, Season**

811 1960  
853 1989\*  
948 1961

**Most Yards, Kickoff Returns, Game**

260 vs. San Francisco, 11/7/65  
235 vs. Atlanta, 10/20/96  
208 vs. Minnesota, 11/13/88

**Most Yards, Kickoff Returns, Opponent, Game**

261 @ Philadelphia, 11/6/66  
258 vs. Green Bay, 10/3/93  
219 vs. Baltimore, 9/4/78

**TOUCHDOWNS****Most Touchdowns, Kickoff Returns, Season**

2 1971  
1 Nine times, last 1994

**Most Touchdowns, Kickoff Returns, Opponent, Season**

3 1966  
1 Six times, last 1993

**FUMBLES****TOTAL FUMBLES****Most Fumbles, Season**

46 1961  
45 1981  
44 1986

**Most Fumbles, Opponent, Season**

44 1973  
43 1975, 1981

**Fewest Fumbles, Season**

16 1992  
18 1998  
21 1960, 1968

**Fewest Fumbles, Opponent, Season**

15 1994  
16 1995  
20 1979

**Most Fumbles, Game**

8 @ Tennessee, 12/25/00  
7 vs. N.Y. Giants, 10/11/71  
6 Five times, last vs. St. Louis, 10/26/86

**Most Fumbles, Opponent, Game**

7 @ Washington, 11/28/65  
7 vs. Kansas City, 11/10/75  
6 Six times, last @ N.Y. Giants, 11/4/01

**FUMBLES LOST****Most Fumbles Lost, Season**

21 1961, 1971, 1979

**Most Fumbles Lost, Opponent, Season**

25 1971  
23 1973  
21 1983

**Fewest Fumbles Lost, Season**

7 1998  
9 1990, 1992  
10 1966, 1994, 1999

**Fewest Fumbles Lost, Opponent, Season**

6 1995  
9 1988, 1994, 1999, 2000

**Most Fumbles Lost, Game**

5 @ New Orleans, 11/3/68  
5 vs. N.Y. Giants, 10/11/71  
5 vs. Kansas City, 11/10/75

**Most Fumbles Lost, Opponent, Game**

5 Four times, last vs. Raiders, 10/23/83

**Most Consecutive Games Without Losing Fumble**

7 1998  
5 1997  
4 1991, 1992, 1994, 1996

**PENALTIES****TOTAL PENALTIES****Most Penalties, Season**

141 1988  
136 1999  
131 1987

**Most Penalties, Opponent, Season**

120 1998  
112 1995  
108 1985, 2000

**Fewest Penalties, Season**

47 1961  
62 1960, 1962  
74 1991\*

**Fewest Penalties, Opponent, Season**

38 1961  
50 1965  
52 1963, 1973  
69 2001\*

**Most Penalties, Game**

17 @ Cleveland, 12/4/88  
16 @ N.Y. Jets, 10/4/87  
16 @ Philadelphia, 10/23/88

**Most Penalties, Opponent, Game**

14 vs. Tampa Bay, 10/9/83  
13 Five times, last vs. Philadelphia, 9/15/97

**Most Penalties, Both Teams, Game**

26 vs. Tampa Bay, 10/9/83  
26 @ N.Y. Jets, 10/4/87  
26 @ Cleveland, 12/4/88  
25 vs. L.A. Rams, 10/18/81

**Fewest Penalties, Game**

0 @ St. Louis, 12/10/61  
0 vs. Washington, 11/23/80  
0 @ Washington, 11/5/89

**Fewest Penalties, Opponent, Game**

0 @ Pittsburgh, 10/21/62  
0 @ Philadelphia, 12/5/65  
0 @ Seattle, 12/16/01

**YARDS PENALIZED****Most Yards Penalized, Season**

1,196 1999  
1,148 1988  
1,108 1998

**Most Yards Penalized, Opponent, Season**

999 2000  
990 1985  
989 1980

**Fewest Yards Penalized, Season**

427 1961  
600 1960  
610 1991\*

**Fewest Yards Penalized, Opponent, Season**

362 1961  
479 1963  
483 1965  
634 2001\*

**Most Yards Penalized, Game**

161 @ Washington, 11/2/70  
159 vs. Philadelphia, 10/13/68  
152 vs. Minnesota, 11/26/98

**Most Yards Penalized, Opponent, Game**

185 vs. Tampa Bay, 10/9/83  
166 @ St. Louis, 10/9/77  
150 @ N.Y. Jets, 10/4/87

**Most Yards Penalized, Both Teams, Game**

294 vs. Tampa Bay, 10/9/83  
281 @ N.Y. Jets, 10/4/87  
275 @ St. Louis, 10/9/77

**Fewest Yards Penalized, Game**

0 @ St. Louis, 12/10/61  
0 vs. Washington, 11/23/80  
0 @ Washington, 11/5/89

**Fewest Yards Penalized, Opponent, Game**

0 @ Pittsburgh, 10/21/62  
0 @ Philadelphia, 12/5/65  
0 @ Seattle, 12/16/01





## BLOCKED KICKS

## BLOCKS

(Extra Points, Field Goals and Punts)

## Most, Season

14 1965  
7 1968  
6 1963, 1973  
5 1978, 1986

## Most, Season, Opponent

7 1973  
6 1960, 2001  
4 1965, 1977, 1989

## Most, Game

3 @ Pittsburgh, 10/31/65  
2 11 times, last vs. Detroit, 9/19/94

## Most, Game, Opponent

3 @ Washington, 10/8/73  
2 Nine times, last @ Oakland, 10/7/01

## BLOCKED EXTRA POINTS

## Most, Season

4 1965  
2 1963, 1968, 1979\*

## Most, Season, Opponent

2 1960, 1979  
1 Six times, last 1992

## Most, Game

2 @ Pittsburgh, 10/31/65  
1 Many times, last @ Philadelphia, 9/30/01

## Most, Game, Opponent

2 vs. Philadelphia, 9/30/60  
2 @ Minnesota, 10/7/79  
1 Five times, last @ Green Bay, 10/8/89

## BLOCKED FIELD GOALS

## Most, Season

9 1965  
5 1968  
4 1963, 1969, 1973, 1978

## Most, Season, Opponent

5 1973  
4 1960  
3 1965, 1991, 2001

## Most, Game

2 Five times, last vs. Detroit, 9/19/94

## Most, Game, Opponent

2 Six times, last @ Oakland, 10/7/01

## BLOCKED PUNTS

## Most, Season

4 1976  
3 1991  
2 1973, 1977, 1990, 1992

## Most, Season, Opponent

3 2001  
2 1973, 1976, 1989

## Most, Game

2 vs. N.Y. Giants, 10/21/73  
2 @ Houston, 11/10/91  
1 Many times, last @ Indianapolis, 10/31/99

## Most, Game, Opponent

1 Many times, last vs. San Francisco, 12/30/01

\*16-game record

## Cowboys Longest Plays

## LONG RUNS FROM SCRIMMAGE

- 99 - Tony Dorsett @ Minnesota, Jan. 3, 1983 (TD).  
84 - **Tony Dorsett vs. Philadelphia, Dec. 4, 1977 (TD).**  
84 - Herschel Walker vs. Philadelphia, Dec. 14, 1986 (TD).  
80 - Troy Hambrick @ Philadelphia, Sept. 30, 2001  
77 - **Tony Dorsett @ St. Louis, Oct. 9, 1977 (TD).**  
77 - Tony Dorsett @ Washington, Sept. 5, 1983.  
75 - Tony Dorsett @ New England, Sept. 21, 1981 (TD).  
75 - Emmitt Smith vs. Washington, Sept. 9, 1991 (TD).  
73 - **Amos Bullocks vs. Chicago, Nov. 18, 1962 (TD).**  
71 - **Amos Marsh vs. N.Y. Giants, Oct. 15, 1961.**  
70 - Amos Marsh @ Washington, Nov. 4, 1962.  
68 - **Les Shy vs. Philadelphia, Oct. 9, 1966.**  
68 - Emmitt Smith vs. N.Y. Giants, Nov. 26, 1992 (TD).  
67 - Dan Reeves vs. Washington, Dec. 11, 1966 (TD).  
64 - Jim Stiger @ Washington, Nov. 22, 1964.  
63 - Tony Dorsett vs. New Orleans, Nov. 19, 1978.  
63 - Paul Palmer @ Kansas City, Oct. 22, 1989 (TD).  
63 - Emmitt Smith @ Minnesota, Nov. 8, 1999 (TD).  
62 - Kelvin Edwards vs. Philadelphia, Oct. 11, 1987 (TD).  
62 - Emmitt Smith @ Philadelphia, Oct. 31, 1993 (TD).

## LONG FORWARD PASSES

- 95 - Don Meredith to Bob Hayes @ Washington, Nov. 13, 1966 (TD).  
91 - Roger Staubach to Tony Dorsett vs. Baltimore, Sept. 4, 1978 (TD).  
90 - Troy Aikman to Alvin Harper @ San Francisco, Nov. 13, 1994.  
90 - Troy Aikman to Jason Tucker vs. N.Y. Giants, Jan. 2, 2000 (TD).  
89 - Craig Morton to Bob Hayes @ Kansas City, Oct. 25, 1970 (TD).  
87 - Troy Aikman to Michael Irvin vs. Phoenix, Sept. 20, 1992 (TD).  
86 - Craig Morton to Lance Rentzel vs. Philadelphia, Nov. 1, 1970 (TD).  
86 - Bernie Kosar to Emmitt Smith vs. Phoenix, Nov. 14, 1993.  
85 - Eddie LeBaron to Amos Marsh @ L.A. Rams, Sept. 30, 1962 (TD).  
85 - Roger Staubach to Bob Hayes @ N.Y. Giants, Dec. 12, 1971 (TD).

Bold denotes rookie



## LONG PUNTS

- 84 - Ron Widby @ New Orleans, Nov. 3, 1968.
- 75 - Sam Baker @ L.A. Rams, Sept. 30, 1962.
- 75 - Billy Lothridge vs. N.Y. Giants, Oct. 11, 1964.**
- 73 - Danny White vs. L.A. Rams, Oct. 14, 1979.
- 72 - Toby Gowin vs. Chicago, Sept. 28, 1997.**
- 71 - Sam Baker @ N.Y. Giants, Dec. 16, 1962.
- 71 - Billy Lothridge vs. St. Louis, Sept. 12, 1964.**
- 67 - Dave Sherer @ St. Louis, Oct. 23, 1960.
- 65 - Toby Gowin @ Chicago, Oct. 18, 1998.
- 64 - Sam Baker vs. N.Y. Giants, Dec. 1, 1963.
- 64 - Mike Saxon vs. Atlanta, Dec. 22, 1991.
- 64 - Toby Gowin @ N.Y. Giants, Oct. 18, 1999.

## LONG PUNT RETURNS

- 98 - Dennis Morgan @ St. Louis, Oct. 13, 1974 (TD).**
- 90 - Bob Hayes vs. Pittsburgh, Dec. 8, 1968 (TD).
- 85 - Kelvin Martin @ Philadelphia, Dec. 15, 1991 (TD).
- 83 - Kevin Williams vs. Washington, Nov. 20, 1994 (TD).
- 83 - Deion Sanders vs. Chicago, Sept. 28, 1997 (TD).
- 79 - Kelvin Martin vs. Washington, Sept. 7, 1992 (TD).
- 76 - Deion Sanders @ Indianapolis, Oct. 31, 1999.
- 74 - Kelvin Martin vs. L.A. Rams, Nov. 15, 1992 (TD).
- 70 - Deion Sanders vs. Washington, Oct. 24, 1999 (TD).
- 69 - Bob Hayes vs. St. Louis, Nov. 23, 1967 (TD).
- 69 - Mel Renfro vs. Green Bay, Nov. 29, 1964 (TD).**
- 69 - Deion Sanders @ Philadelphia, Nov. 2, 1998 (TD).

## LONG KICKOFF RETURNS

- 102 - Alexander Wright vs. Atlanta, Dec. 22, 1991 (TD).
- 101 - Amos Marsh vs. Philadelphia, Oct. 14, 1962 (TD).
- 101 - Ike Thomas vs. N.Y. Jets, Dec. 4, 1971 (TD).**
- 100 - Mel Renfro vs. San Francisco, Nov. 7, 1965 (TD).
- 100 - Mark Washington @ Washington, Nov. 22, 1970 (TD).**
- 97 - Thomas Henderson vs. St. Louis, Sept. 28, 1975 (TD).**
- 97 - James Dixon @ Kansas City, Oct. 22, 1989 (TD).**
- 90 - James Dixon @ Green Bay, Oct. 8, 1989.**
- 90 - Alexander Wright vs. N.Y. Giants, Sept. 16, 1990 (TD).**
- 90 - Jason Tucker @ N.Y. Giants, Oct. 15, 2000.

## LONG INTERCEPTION RETURNS

- 100 - Mike Gaechter vs. Philadelphia, Oct. 14, 1962 (TD).**
- 96 - Dennis Thurman @ Washington, Sept. 6, 1981.
- 95 - George Teague vs. Green Bay, Nov. 14, 1999 (TD).
- 94 - Darren Woodson @ Philadelphia, Dec. 4, 1994 (TD).
- 90 - Mel Renfro @ St. Louis, Oct. 4, 1965 (TD).
- 87 - Greg Ellis vs. Atlanta, Sept. 20, 1999 (TD).
- 86 - Mike Gaechter vs. Washington, Nov. 3, 1963.
- 79 - Thomas Henderson vs. Tampa Bay, Oct. 2, 1977 (TD).
- 78 - Dennis Thurman @ St. Louis, Nov. 2, 1980 (TD).
- 74 - Jim Ridlon @ N.Y. Giants, Nov. 8, 1964 (TD).

## LONG FUMBLE RETURNS

- 98 - Greg Ellis vs. Arizona, Oct. 3, 1999 (TD).
- 97 - Chuck Howley @ Atlanta, Oct. 2, 1966 (TD).
- 86 - Michael Downs @ Houston, Dec. 13, 1982 (TD).
- 84 - Don Bishop vs. St. Louis, Oct. 28, 1962 (TD).
- 77 - Jim Jeffcoat vs. Washington, Sept. 24, 1989 (TD).
- 72 - Benny Barnes @ San Francisco, Oct. 11, 1981 (TD).
- 63 - Jim Ridlon vs. Philadelphia, Dec. 6, 1964 (TD).
- 58 - Chuck Howley vs. San Francisco, Nov. 7, 1965.
- 54 - Mike Montgomery vs. Detroit, Oct. 30, 1972 (TD).
- 42 - Bob Lilly @ St. Louis, Dec. 15, 1963 (TD).

## LONG RETURNS OF FIELD GOAL ATTEMPTS

- 94 - Jerry Norton @ St. Louis, Dec. 9, 1962 (TD).
- 62 - Ron Fellows vs. New Orleans, Sept. 25, 1983 (TD).
- 60 - Mike Gaechter @ Washington, Nov. 28, 1965 (TD).
- 60 - Obert Logan @ N.Y. Giants, Dec. 19, 1965 (TD).**
- 51 - Bernard Ford @ Philadelphia, Dec. 10, 1989.

Bold denotes rookie





# Cowboys Big Days

## RUSHING

1.	237	-	Emmitt Smith @ Philadelphia, Oct. 31, 1993 (30 carries).
2.	206	-	<b>Tony Dorsett vs. Philadelphia, Dec. 4, 1977 (23 carries).</b>
3.	183	-	Tony Dorsett @ N.Y. Giants, Nov. 9, 1980 (24 carries).
4.	182	-	Emmitt Smith @ Phoenix, Sept. 22, 1991 (23 carries).
5.	175	-	Tony Dorsett @ Baltimore, Dec. 6, 1981 (30 carries).
6.	174	-	Emmitt Smith @ Atlanta, Dec. 21, 1992 (24 carries).
7.	173	-	Herschel Walker @ New England, Nov. 15, 1987 (28 carries).
8.	172	-	Emmitt Smith vs. Philadelphia, Dec. 6, 1993 (23 carries).
9.	171	-	Emmitt Smith @ Pittsburgh, Sept. 4, 1994 (31 carries).
10.	168	-	Emmitt Smith @ N.Y. Giants, Jan. 2, 1994 (32 carries).
11.	167	-	Emmitt Smith @ Atlanta, Oct. 29, 1995 (26 carries).
12.	163	-	Emmitt Smith vs. Philadelphia, Nov. 1, 1992 (30 carries).
	163	-	Emmitt Smith vs. N.Y. Giants, Nov. 7, 1994 (35 carries).
	163	-	Emmitt Smith @ N.Y. Giants, Sept. 4, 1995 (21 carries).
	163	-	Emmitt Smith vs. N.Y. Giants, Nov. 8, 1998 (29 carries).
16.	162	-	Tony Dorsett @ New England, Sept. 21, 1981 (19 carries).
17.	160	-	Emmitt Smith vs. Atlanta, Dec. 22, 1991 (32 carries).
18.	159	-	Tony Dorsett vs. L.A. Rams, Oct. 18, 1981 (27 carries).
	159	-	Tony Dorsett @ Houston, Sept. 29, 1985 (23 carries).
20.	158	-	Emmitt Smith vs. Philadelphia, Nov. 6, 1995 (27 carries).
21.	155	-	Emmitt Smith vs. Washington, Nov. 28, 1996 (29 carries).
22.	154	-	Tony Dorsett vs. St. Louis, Sept. 24, 1978 (21 carries).
23.	153	-	Calvin Hill vs. San Francisco, Nov. 10, 1974 (32 carries).
	153	-	Tony Dorsett @ Minnesota, Jan. 3, 1983 (16 carries).
	153	-	Emmitt Smith vs. Washington, Dec. 26, 1993 (21 carries).
26.	152	-	Tony Dorsett vs. New Orleans, Nov. 19, 1978 (25 carries).
	152	-	Emmitt Smith @ L.A. Raiders, Oct. 25, 1992 (29 carries).
28.	151	-	Tony Dorsett @ Washington, Sept. 5, 1983 (14 carries).
29.	150	-	Calvin Hill @ Washington, Nov. 16, 1969 (27 carries).
	150	-	Emmitt Smith @ Minnesota, Sept. 17, 1995 (20 carries).
	150	-	Emmitt Smith vs. Washington, Dec. 10, 2000 (23 carries).
32.	149	-	Tony Dorsett @ Green Bay, Nov. 12, 1978 (23 carries).
	149	-	Herschel Walker @ Phoenix, Sept. 12, 1988 (29 carries).
34.	147	-	Tony Dorsett vs. Baltimore, Sept. 4, 1978 (15 carries).
35.	145	-	Tony Dorsett @ Minnesota, Oct. 7, 1979 (21 carries).

## 100-YARD RUSHING GAMES - CAREER

	100-YARD GAMES	TEAM RECORD	PCT.
Emmitt Smith.....	74	56-18	.757
Tony Dorsett.....	43	39-4	.907
Calvin Hill.....	16	14-2	.875
Don Perkins.....	10	5-4-1	.550
Herschel Walker.....	9	5-4	.556
Duane Thomas.....	6	6-0	1.000
Robert Newhouse.....	5	5-0	1.000
Walt Garrison.....	2	2-0	1.000
Scott Laidlaw.....	2	2-0	1.000
Amos Marsh.....	2	2-0	1.000
Dan Reeves.....	2	1-1	.500
Troy Hambrick.....	2	0-2	.000
Paul Palmer.....	1	1-0	1.000
Chris Warren.....	1	1-0	1.000
Preston Pearson.....	1	0-1	.000
Total.....	176	139-36-1	.793

## RECEIVING

1.	246	-	Bob Hayes @ Washington, Nov. 13, 1966 (9 catches).
2.	241	-	Frank Clarke vs. Washington, Sept. 16, 1962 (10 catches).
3.	223	-	Lance Rentzel vs. Washington, Nov. 19, 1967 (13 catches).
4.	213	-	Tony Hill vs. Philadelphia, Nov. 12, 1979 (7 catches).
5.	210	-	Michael Irvin vs. Phoenix, Sept. 20, 1992 (8 catches).
6.	203	-	<b>James Dixon @ Phoenix, Nov. 12, 1989 (6 catches).</b>
	203	-	Kevin Williams @ Arizona, Dec. 25, 1995 (9 catches).
8.	198	-	Michael Irvin @ Arizona, Dec. 8, 1996 (8 catches).
9.	195	-	Bob Hayes vs. N.Y. Giants, Sept. 18, 1966 (6 catches).
10.	190	-	Frank Clarke @ San Francisco, Nov. 10, 1963 (8 catches).
11.	188	-	Drew Pearson @ Detroit, Oct. 6, 1975 (6 catches).
12.	187	-	Bob Hayes vs. Houston, Dec. 20, 1970 (6 catches).
13.	186	-	Michael Irvin @ Miami, Oct. 27, 1996 (12 catches).
14.	181	-	Bob Hayes vs. Baltimore, Dec. 13, 1969 (5 catches).
	181	-	Tony Hill @ Detroit, Sept. 15, 1985 (11 catches).
16.	177	-	<b>Bob Hayes vs. Philadelphia, Oct. 10, 1965 (8 catches).</b>
17.	170	-	Bob Hayes @ Pittsburgh, Oct. 22, 1967 (7 catches).
	170	-	Herschel Walker vs. Philadelphia, Dec. 14, 1986 (9 catches).
19.	169	-	Michael Irvin vs. Atlanta, Dec. 22, 1991 (10 catches).
20.	168	-	Frank Clarke @ N.Y. Giants, Oct. 20, 1963 (4 catches).
	168	-	Michael Irvin vs. L.A. Rams, Nov. 15, 1992 (8 catches).
	168	-	Michael Irvin vs. San Francisco, Oct. 17, 1993 (12 catches).



100-YARD RECEIVING GAMES - CAREER

	100-YARD GAMES	TEAM RECORD	PCT.
Michael Irvin .....	47	36-11	.766
Tony Hill .....	26	17-9	.654
Bob Hayes .....	21	16-5	.762
Drew Pearson .....	19	11-8	.579
Lance Rentzel .....	12	10-2	.833
Frank Clarke .....	12	4-6-2	.417
Alvin Harper .....	6	4-2	.667
Raghib Ismail .....	5	4-1	.800
Bill Howton .....	5	1-4	.200
Doug Cosbie .....	4	2-2	.500
Mike Renfro .....	4	2-2	.500
Jay Novacek .....	4	1-3	.250
Ray Alexander .....	3	1-2	.333
James McKnight .....	3	1-2	.333
Herschel Walker .....	3	1-2	.333
Doug Donley .....	2	2-0	1.000
Billy Joe DuPree .....	2	2-0	1.000
Preston Pearson .....	2	2-0	1.000
Dan Reeves .....	2	2-0	1.000
Ron Sellers .....	2	2-0	1.000
Mike Sherrard .....	2	2-0	1.000
Emmitt Smith .....	2	2-0	1.000
Kelvin Edwards .....	2	1-1	.500
Lee Folkins .....	2	1-1	.500
Jason Tucker .....	2	1-1	.500
Jim Doran .....	2	0-2	.000
Cornell Burbage .....	1	1-0	1.000
Buddy Dial .....	1	1-0	1.000
Tony Dorsett .....	1	1-0	1.000
Joey Galloway .....	1	1-0	1.000
Ernie Mills .....	1	1-0	1.000
Ron Springs .....	1	1-0	1.000
Kevin Williams .....	1	1-0	1.000
Tommy McDonald .....	1	0-0-1	.500
James Dixon .....	1	0-1	.000
Butch Johnson .....	1	0-1	.000
Karl Powe .....	1	0-1	.000
Total .....	207	135-69-3	.659

PASSING

1. 460 - Don Meredith @ San Francisco, Nov. 10, 1963 (30 of 48).
2. 455 - Troy Aikman vs. Minnesota, Nov. 26, 1998 (34 of 57).
3. 406 - Don Meredith @ Washington, Nov. 13, 1966 (21 of 29).
4. 394 - Don Meredith vs. Philadelphia, Oct. 9, 1966 (19 of 26).
5. 389 - Gary Hogeboom @ San Francisco, Dec. 22, 1985 (28 of 49).
6. 379 - **Troy Aikman @ Phoenix, Nov. 12, 1989 (21 of 40).**
7. 377 - Danny White vs. Tampa Bay, Oct. 9, 1983 (29 of 44).
8. 363 - Troy Aikman @ Miami, Oct. 27, 1996 (33 of 41).
9. 362 - Danny White vs. Atlanta, Oct. 27, 1985 (27 of 47).
10. 362 - Troy Aikman @ Washington, Sept. 12, 1999 (28 of 49).
11. 359 - Danny White @ Washington, Dec. 13, 1987 (27 of 49).
12. 358 - Don Meredith vs. N.Y. Giants, Sept. 18, 1966 (14 of 24).
13. 356 - Troy Aikman vs. Tennessee, Nov. 27, 1997 (27 of 42).
14. 354 - Danny White vs. Miami, Oct. 25, 1981 (22 of 32).
15. 350 - Troy Aikman @ Arizona, Dec. 25, 1995 (21 of 32).
16. 349 - Craig Morton vs. Houston, Dec. 20, 1970 (13 of 17).
17. 347 - Danny White vs. Pittsburgh, Sept. 13, 1982 (25 of 36).
18. 345 - Eddie LeBaron vs. Pittsburgh, Sept. 24, 1960 (15 of 28).
19. 343 - Gary Hogeboom @ L.A. Rams, Sept. 3, 1984 (33 of 47).
20. 342 - Danny White @ N.Y. Giants, Oct. 6, 1985 (31 of 46).
- 342 - Steve Pelluer @ Philadelphia, Oct. 23, 1988 (32 of 46).

300-YARD PASSING GAMES - CAREER

	300-YARD GAMES	TEAM RECORD	PCT.
Troy Aikman .....	13	7-6	.538
Danny White .....	10	5-5	.500
Don Meredith .....	7	6-1	.857
Roger Staubach .....	5	3-2	.600
Steve Pelluer .....	4	2-2	.500
Gary Hogeboom .....	3	2-1	.667
Jason Garrett .....	1	1-0	1.000
Eddie LeBaron .....	1	0-1	.000
Craig Morton .....	1	1-0	1.000
Total .....	45	27-18	.600

Bold denotes rookie





## The Last Time . . .

### 400 YARDS TOTAL OFFENSE

- By **Cowboys** – 420 vs. San Francisco, 12/30/01  
 Playoffs – 438, vs. Minnesota, 12/28/96  
 By **Opponents** – 480, vs. San Diego, 9/23/01  
 Playoffs – 415, @ San Francisco, 1/17/93

### 500 YARDS TOTAL OFFENSE

- By **Cowboys** – 541 @ Washington, 9/12/99  
 Playoffs – 528, vs. L.A. Rams, 12/28/80  
 By **Opponents** – 504, @ Washington, 9/12/99  
 Playoffs – Has never happened

### 300 YARDS PASSING IN A GAME BY A PLAYER

- By **Cowboys** – Troy Aikman, 308, vs. Cincinnati, 11/12/00  
 Playoffs – Troy Aikman, 380, @ San Francisco, 1/15/95  
 By **Opponents** – Doug Flutie, 353 vs. San Diego, 9/23/01  
 Playoffs – Brett Favre, 307, Green Bay, 1/14/96

### 400 YARDS PASSING IN A GAME BY A PLAYER

- By **Cowboys** – Troy Aikman, 455, vs. Minnesota, 11/26/98  
 Playoffs – Has never happened  
 By **Opponents** – Jake Plummer, 465, @ Arizona, 11/15/98  
 Playoffs – Has never happened

### 4 TOUCHDOWN PASSES IN A GAME BY A PLAYER

- By **Cowboys** – Troy Aikman, (5 TDs), @ Washington, 9/12/99  
 Playoffs – Troy Aikman, vs. Buffalo, 1/31/93  
 By **Opponents** – Jeff Garcia, vs. San Francisco, 9/24/00  
 Playoffs – Terry Bradshaw, Pittsburgh, 1/21/79

### 100 YARDS RUSHING IN A GAME BY A PLAYER

- By **Cowboys** – Emmitt Smith, 126, vs. San Francisco, 12/30/01  
 Playoffs – Emmitt Smith, 116, vs. Minnesota, 12/28/96  
 By **Opponents** – Rickey Watters, 104, @ Seattle, 12/16/01  
 Playoffs – Robert Smith, 140, @ Minnesota, 1/9/00

### 200 YARDS RUSHING IN A GAME BY A PLAYER

- By **Cowboys** – Emmitt Smith, 237, @ Philadelphia, 10/31/93  
 Playoffs – Has never happened  
 By **Opponents** – Warrick Dunn, 210, @ Tampa Bay, 12/3/00  
 Playoffs – Eric Dickerson, 248, @ L.A. Rams, 1/4/86

### TWO 100-YARD RUSHERS IN A GAME

- By **Cowboys** – Emmitt Smith, 122, and Chris Warren, 104, @ Washington, 10/4/98  
 Playoffs – Has never happened  
 By **Opponents** – Has never happened  
 Playoffs – Has never happened

### 3 TOUCHDOWNS RUSHING IN A GAME BY A PLAYER

- By **Cowboys** – Emmitt Smith (2, 1, 4), vs. Minnesota, 11/26/98  
 Playoffs – Emmitt Smith (1, 5, 16), vs. Green Bay, 1/14/96  
 By **Opponents** – Terrell Davis (63, 59, 3), @ Denver, 9/13/98  
 Playoffs – Larry Schreiber (1, 1, 1), @ San Francisco, 12/23/72

### 100 YARDS RECEIVING IN A GAME BY A PLAYER

- By **Cowboys** – Joey Galloway, 146, vs. San Francisco, 12/30/01  
 Playoffs – Raghib Ismail, 163, @ Minnesota, 1/9/00  
 By **Opponents** – David Boston, 108, vs. Arizona, 10/28/01  
 Playoffs – Randy Moss, 127, @ Minnesota, 1/9/00

### TWO 100-YARD RECEIVERS IN A GAME

- By **Cowboys** – Raghib Ismail, 149, and Michael Irvin, 122, @ Washington, 9/12/99  
 Playoffs – Michael Irvin, 111, Alvin Harper, 108, Jay Novacek, 104, vs. Green Bay, 1/8/95  
 By **Opponents** – Michael Westbrook, 159, Albert Connell, 137, @ Washington, 9/12/99  
 Playoffs – Has never happened

### 3 TOUCHDOWN CATCHES IN A GAME BY A PLAYER

- By **Cowboys** – Michael Irvin (87, 41, 4), vs. Phoenix, 9/20/92  
 Playoffs – Preston Pearson (18, 15, 19), @ L.A. Rams, 1/14/76  
 By **Opponents** – Randy Moss (51, 56, 56), Minnesota, 11/26/98  
 Playoffs – Has never happened

### 100-YARD RUSHER AND 100-YARD RECEIVER IN A GAME

- By **Cowboys** – Emmitt Smith, 126, and Joey Galloway, 146, vs. San Francisco, 12/30/01  
 Playoffs – Emmitt Smith, 116, and Michael Irvin, 103, vs. Minnesota, 12/28/96  
 By **Opponents** – Robert Smith, 148, Randy Moss, 144, vs. Minnesota, 11/23/00  
 Playoffs – Robert Smith, 140, Randy Moss, 127, @ Minnesota, 1/9/00

### 100-YARD RUSHER, 100-YARD RECEIVER AND 300-YARD PASSER IN A GAME

- By **Cowboys** – E. Smith, 109, R. Ismail, 149, and M. Irvin, 122, T. Aikman, 362, @ Washington, 9/12/99  
 Playoffs – Emmitt Smith, 114, Alvin Harper, 117, Troy Aikman, 322, @ San Francisco, 1/17/93  
 By **Opponents** – S. Davis, 109, M. Westbrook, 159, and A. Connell, 137, B. Johnson, 382, @ Washington, 9/12/99  
 Playoffs – Has never happened

### 3 TOUCHDOWNS IN A GAME BY A PLAYER

- By **Cowboys** – Emmitt Smith (3 rushing), vs. Minnesota, 11/26/98  
 Playoffs – Emmitt Smith (3 rushing), vs. Green Bay, 1/14/96  
 By **Opponents** – Randy Moss (3 receiving), vs. Minnesota, 11/26/98  
 Playoffs – Larry Schreiber (3 rushing), @ San Francisco, 12/23/72

### 4 TOUCHDOWNS IN A GAME BY A PLAYER

- By **Cowboys** – Emmitt Smith (4 rushing), @ N.Y. Giants, 9/4/95  
 Playoffs – Has never happened  
 By **Opponents** – Sterling Sharpe (4 receiving), vs. Green Bay, 11/24/94  
 Playoffs – Has never happened

### 2 INTERCEPTIONS IN A GAME BY A PLAYER

- By **Cowboys** – Phillip Sparks, @ Baltimore, 11/19/00  
 Playoffs – Larry Brown, vs. Pittsburgh, 1/28/96



**By Opponents** – Ryan McNeil, vs. San Diego, 9/23/01  
Playoffs – Aeneas Williams, vs. Arizona, 1/2/99

### 3 INTERCEPTIONS IN A GAME BY A PLAYER

**By Cowboys** – Dennis Thurman, vs. Philadelphia, 12/13/81  
Playoffs – Dennis Thurman, vs. Green Bay, 1/16/83

**By Opponents** – Roger Wehril, @ St. Louis, 12/7/75  
Playoffs – Has never happened

### PUNT RETURNED FOR A TOUCHDOWN

**By Cowboys** – Reggie Swinton, 65 yards, vs. Denver, 11/22/01  
Playoffs – Golden Richards, 63 yards, vs. Minnesota, 12/30/73

**By Opponents** – Tiki Barber, 85 yards, @ N.Y. Giants, 10/18/99  
Playoffs – Has never happened

### KICKOFF RETURNED FOR A TOUCHDOWN

**By Cowboys** – Kevin Williams, 87 yards, vs. Arizona, 10/9/94  
Playoffs – Has never happened

**By Opponents** – Robert Brooks, 95 yards, Green Bay, 10/3/93  
Playoffs – Vic Washington, 97 yards, @ San Francisco, 12/23/72

### INTERCEPTION RETURNED FOR A TOUCHDOWN

**By Cowboys** – Dexter Coakley 29 yards and Mario Edwards 71 yards, @ NY Giants, 11/4/01  
Playoffs – George Teague, 29 yards, vs. Minnesota, 12/28/96

**By Opponents** – Ronald McKinnon, 24 yards, @ Arizona, 12/23/01  
Playoffs – Eric Davis, 44 yards, @ San Francisco, 1/15/95

### FUMBLE RETURNED FOR A TOUCHDOWN

**By Cowboys** – Greg Ellis, 98 yards, vs. Arizona, 10/3/99  
Playoffs – James Washington, 46 yards, vs. Buffalo, 1/30/94

**By Opponents** – Damon Moore, 10 yards, @ Philadelphia, 9/30/01  
Playoffs – Hugh Green, 60 yards, Tampa Bay, 1/9/83

### PUNT BLOCKED

**By Cowboys** – Lemanski Hall, @ Indianapolis, 10/31/99  
Playoffs – Darrick Brownlow, @ Chicago, 12/29/91

**By Opponents** – Jimmy Williams, vs. San Francisco, 12/30/01  
Playoffs – Bernardo Harris, Green Bay, 1/14/96

### PUNT BLOCKED FOR A TOUCHDOWN

**By Cowboys** – Ken Norton, @ N.Y. Giants, (Robert Williams runs 3 yards), 9/13/92  
Playoffs – Has never happened

**By Opponents** – Miles McPherson, @ San Diego, (Derrie Nelson runs 21 yards), 11/13/83  
Playoffs – Has never happened

### PUNT BLOCKED FOR A SAFETY

**By Cowboys** – Issiac Holt, vs. Washington, 9/7/92  
Playoffs – Has never happened

**By Opponents** – Ron McGovern, @ Kansas City, 10/22/89  
Playoffs – Reggie Harrison, Pittsburgh, 1/18/76

### SAFETY SCORED

**By Cowboys** – Ken Walter tackled in end zone by Izell Reese, @ Carolina, 10/1/00  
Playoffs – Ball snapped over Rohn Stark's head out of end zone, @ Carolina, 1/5/97

**By Opponents** – Jamal Brooks kicked a Reggie Swinton fumbled punt out of end zone, @ Seattle, 12/16/01  
Playoffs – Reggie Harrison, Pitt., blocked Mitch Hoopes punt out of end zone, 1/18/76

### FIELD GOAL BLOCKED

**By Cowboys** – Brandon Noble, vs. N.Y. Giants, 12/17/00  
Playoffs – Aaron Mitchell, @ Philadelphia, 1/11/81

**By Opponents** – Jon Runyan, vs. Philadelphia, 11/18/01  
Playoffs – Frank Nunley, @ San Francisco, 1/2/72

### BLOCKED FIELD GOAL RETURNED FOR A TOUCHDOWN

**By Cowboys** – Ron Fellows, vs. New Orleans, 62 yards, (blocked by Ed Jones), 9/25/83  
Playoffs – Has never happened

**By Opponents** – William White, @ Detroit, 55 yards, (blocked by Marc Spindler), 10/27/91  
Playoffs – Has never happened

### PAT KICK MISSED

**By Cowboys** – Chris Boniol, @ Miami, 10/27/96  
Playoffs – Lin Elliott, @ San Francisco, 1/17/93

**By Opponents** – David Akers, Philadelphia, 9/30/01  
Playoffs – Jan Stenerud, Green Bay, 1/16/83

### PAT KICK BLOCKED

**By Cowboys** – Flozell Adams, @ Philadelphia, 9/30/01  
Playoffs – Rod Hill, vs. Green Bay, 1/16/83

**By Opponents** – Shawn Patterson, @ Green Bay, 10/8/89  
Playoffs – Carl Eller, Minnesota, 1/1/78

### 50 POINTS SCORED IN A GAME

**By Cowboys** – Dallas 51, Seattle, 7, 11/27/80  
Playoffs – Dallas 52, Buffalo 17, 1/31/93

**By Opponents** – @ Cincinnati 50, Dallas 24, 12/8/85  
Playoffs – Has never happened

### 40 POINTS SCORED IN A GAME

**By Cowboys** – Dallas 48, Arizona 7, 10/22/00  
Playoffs – Dallas 40, Minnesota 15, 12/28/96

**By Opponents** – @ Philadelphia 40, Dallas 18, 9/30/01  
Playoffs – Has never happened

### SHUTOUT SCORED IN A GAME

**By Cowboys** – Dallas 20, vs. Miami, 0, 11/25/99  
Playoffs – Dallas 38, Tampa Bay 0, 1/2/82

**By Opponents** – @ Tennessee 31, Dallas 0, 12/25/00  
Playoffs – @ L.A. Rams 20, Dallas 0, 1/4/86





**Playoff Records**



# Dallas Cowboys Playoff History

Date	Game	Opponent	Result	Site
<b>1966 Season (0-1)</b>				
Jan. 1, 1967	Championship Game	Green Bay	L 27-34	Cotton Bowl
<b>1967 Season (1-1)</b>				
Dec. 24	Eastern Championship Game	Cleveland	W 52-14	Cotton Bowl
Dec. 31	Championship Game	Green Bay	L 17-21	Lambeau Field
<b>1968 Season (0-1)</b>				
Dec. 21	Eastern Championship Game	Cleveland	L 20-31	Cleveland Stadium
<b>1969 Season (0-1)</b>				
Dec. 28	Eastern Championship Game	Cleveland	L 14-38	Cotton Bowl
<b>1970 Season (2-1)</b>				
Dec. 26	NFC Divisional Playoff	Detroit	W 5-0	Cotton Bowl
Jan. 3, 1971	NFC Championship Game	San Francisco	W 17-10	Kezar Stadium
Jan. 17, 1971	Super Bowl V	Baltimore	L 13-16	Orange Bowl
<b>1971 Season (3-0)</b>				
Dec. 25	NFC Divisional Playoff	Minnesota	W 20-12	Metropolitan Stadium
Jan. 2, 1972	NFC Championship Game	San Francisco	W 14-3	Texas Stadium
Jan. 16, 1972	Super Bowl VI	Miami	W 24-3	Tulane Stadium
<b>1972 Season (1-1)</b>				
Dec. 23	NFC Divisional Playoff	San Francisco	W 30-28	Candlestick Park
Dec. 31	NFC Championship Game	Washington	L 3-26	RFK Stadium
<b>1973 Season (1-1)</b>				
Dec. 23	NFC Divisional Playoff	Los Angeles	W 27-16	Texas Stadium
Dec. 30	NFC Championship Game	Minnesota	L 10-27	Texas Stadium
<b>1975 Season (2-1)</b>				
Dec. 28	NFC Divisional Playoff	Minnesota	W 17-14	Metropolitan Stadium
Jan. 4, 1976	NFC Championship Game	Los Angeles	W 37-7	Memorial Coliseum
Jan. 18, 1976	Super Bowl X	Pittsburgh	L 17-21	Orange Bowl
<b>1976 Season (0-1)</b>				
Dec. 19	NFC Divisional Playoff	Los Angeles	L 12-14	Texas Stadium
<b>1977 Season (3-0)</b>				
Dec. 26	NFC Divisional Playoff	Chicago	W 37-7	Texas Stadium
Jan. 1, 1978	NFC Championship Game	Minnesota	W 23-6	Texas Stadium
Jan. 15, 1978	Super Bowl XII	Denver	W 27-10	Louisiana Superdome
<b>1978 Season (2-1)</b>				
Dec. 30	NFC Divisional Playoff	Atlanta	W 27-20	Texas Stadium
Jan. 7, 1979	NFC Championship Game	Los Angeles	W 28-0	Memorial Coliseum
Jan. 21, 1979	Super Bowl XIII	Pittsburgh	L 31-35	Orange Bowl
<b>1979 Season (0-1)</b>				
Dec. 30	NFC Divisional Playoff	Los Angeles	L 19-21	Texas Stadium
<b>1980 Season (2-1)</b>				
Dec. 28	NFC Wild Card Game	Los Angeles	W 34-13	Texas Stadium
Jan. 4, 1981	NFC Divisional Playoff	Atlanta	W 30-27	Fulton County Stad.
Jan. 11, 1981	NFC Championship Game	Philadelphia	L 7-20	Veterans Stadium



# PLAYOFF RECORDS



Date	Game	Opponent	Result	Site
<b>1981 Season (1-1)</b>				
Jan. 2, 1982	NFC Divisional Playoff	Tampa Bay	W 38-0	Texas Stadium
Jan. 10, 1982	NFC Championship Game	San Francisco	L 27-28	Candlestick Park
<b>1982 Season (2-1)</b>				
Jan. 9, 1983	NFC Wild Card Game	Tampa Bay	W 30-17	Texas Stadium
Jan. 16, 1983	NFC Divisional Playoff	Green Bay	W 37-26	Texas Stadium
Jan. 22, 1983	NFC Championship Game	Washington	L 17-31	RFK Stadium
<b>1983 Season (0-1)</b>				
Dec. 26	NFC Wild Card Game	Los Angeles	L 17-24	Texas Stadium
<b>1985 Season (0-1)</b>				
Jan. 4, 1986	NFC Divisional Playoff	Los Angeles	L 0-20	Anaheim Stadium
<b>1991 Season (1-1)</b>				
Dec. 29	NFC Wild Card Game	Chicago	W 17-13	Soldier Field
Jan. 5, 1992	NFC Divisional Playoff	Detroit	L 6-38	Pontiac Silverdome
<b>1992 Season (3-0)</b>				
Jan. 10, 1993	NFC Divisional Playoff	Philadelphia	W 34-10	Texas Stadium
Jan. 17, 1993	NFC Championship Game	San Francisco	W 30-20	Candlestick Park
Jan. 31, 1993	Super Bowl XXVII	Buffalo	W 52-17	Rose Bowl
<b>1993 Season (3-0)</b>				
Jan. 16, 1994	NFC Divisional Playoff	Green Bay	W 27-17	Texas Stadium
Jan. 23, 1994	NFC Championship Game	San Francisco	W 38-21	Texas Stadium
Jan. 30, 1994	Super Bowl XXVIII	Buffalo	W 30-13	Georgia Dome
<b>1994 Season (1-1)</b>				
Jan. 8, 1995	NFC Divisional Playoff	Green Bay	W 35-9	Texas Stadium
Jan. 15, 1995	NFC Championship Game	San Francisco	L 28-38	Candlestick Park
<b>1995 Season (3-0)</b>				
Jan. 7, 1996	NFC Divisional Playoff	Philadelphia	W 30-11	Texas Stadium
Jan. 14, 1996	NFC Championship Game	Green Bay	W 38-27	Texas Stadium
Jan. 28, 1996	Super Bowl XXX	Pittsburgh	W 27-17	Sun Devil Stadium
<b>1996 Season (1-1)</b>				
Dec. 28	NFC Wild Card Game	Minnesota	W 40-15	Texas Stadium
Jan. 5, 1997	NFC Divisional Playoff	Carolina	L 17-26	Ericsson Stadium
<b>1998 Season (0-1)</b>				
Jan. 2, 1999	NFC Wild Card Game	Arizona	L 7-20	Texas Stadium
<b>1999 Season (0-1)</b>				
Jan. 9, 2000	NFC Wild Card Game	Minnesota	L 10-27	Metrodome

## NFL Playoff Record: 32-21

Home: 18-7  
Away: 9-11  
Neutral: 5-3

Wild Card Game: 4-3  
Divisional Game: 15-6

Championship Game: 8-9  
Super Bowl: 5-3

## Dallas Cowboys Playoff Record vs.

Arizona .....0-1  
Atlanta .....2-0  
Baltimore .....0-1  
Buffalo .....2-0  
Carolina .....0-1  
Chicago .....2-0

Cleveland .....1-2  
Denver .....1-0  
Detroit .....1-1  
Green Bay .....4-2  
Los Angeles Rams ...4-4  
Miami .....1-0

Minnesota .....4-2  
Philadelphia .....2-1  
Pittsburgh .....1-2  
San Francisco .....5-2  
Tampa Bay .....2-0  
Washington .....0-2



## Cowboys Career Playoff Records

## RUSHING

Player	G	Att.	Yds.	Avg.	Long	TD
1. Smith, Emmitt (1990-99) .....	17	349	1,586	4.5	65	19
2. Dorsett, Tony (1977-85) .....	17	302	1,383	4.6	53	9
3. Newhouse, Robert (1972-83) .....	23	174	651	3.7	19	3
4. Thomas, Duane (1970-71) .....	6	130	520	4.0	23	4
5. Garrison, Walt (1966-74) .....	15	126	493	4.0	19	0
6. Staubach, Roger (1969-79) .....	20	76	432	5.7	29	0
7. Hill, Calvin (1969-74) .....	8	90	335	3.8	48	2
8. Perkins, Don (1961-68) .....	4	66	284	4.0	24	3
9. Springs, Ron (1979-83) .....	9	42	201	4.8	32	2
10. Dennison, Doug (1974-78) .....	7	38	130	3.4	14	2

## RECEIVING

Player	G	No.	Yds.	Avg.	Long	TD
1. Irvin, Michael (1988-98) .....	16	87	1,315	15.1	53	8
2. Pearson, Drew (1973-83) .....	22	67	1,105	16.5	83t	8
3. Novacek, Jay (1990-96) .....	13	62	645	10.4	25	6
4. Hill, Tony (1977-85) .....	17	46	618	13.4	49	4
Dorsett, Tony (1977-85) .....	17	46	403	8.8	32	1
Smith, Emmitt (1990-99) .....	17	46	342	7.4	28	2
7. Pearson, Preston (1975-80) .....	13	43	504	11.7	34	3
8. DuPree, Billy Joe (1973-83) .....	22	38	438	11.5	28	4
9. Johnston, Daryl (1989-98) .....	16	37	247	6.7	26	1
10. Hayes, Bob (1965-74) .....	15	27	425	15.7	86t	3

## RUSHING-RECEIVING

Player	G	Rushing	Receiving	Total
1. Smith, Emmitt (1990-99) .....	17	1,586	342	1,928
2. Dorsett, Tony (1977-85) .....	17	1,383	403	1,786
3. Irvin, Michael (1988-98) .....	16	0	1,315	1,315
4. Pearson, Drew (1973-83) .....	22	16	1,105	1,121
5. Newhouse, Robert (1972-83) .....	23	651	69	720
6. Garrison, Walt (1966-74) .....	15	493	155	648
7. Novacek, Jay (1990-96) .....	13	0	645	645
8. Pearson, Preston (1975-80) .....	13	135	504	639
9. Hill, Tony (1977-85) .....	17	-6	618	612
10. Thomas, Duane (1970-71) .....	6	520	72	592

## PASSING (Min. 150 Attempts)

Player	G	Att.	Comp.	Pct.	Yds.	TD	Int.	Rating
1. Aikman, Troy (1989-99) .....	16	502	320	63.7	3,849	23	17	88.3
2. Staubach, Roger (1969-79) ...	20	410	223	54.4	2,791	24	19	76.0
3. White, Danny (1976-88) .....	18	360	206	57.2	2,284	15	16	71.6





SCORING

Player	G	TD	PAT	2PT	FG	Total
1. Smith, Emmitt (1990-99).....	17	21	—	—	—	126
2. Septien, Rafael (1978-85).....	13	—	40	—	18	94
3. Boniol, Chris (1994-96).....	7	—	24	—	13	63
4. Dorsett, Tony (1977-85).....	17	10	—	—	—	60
5. Fritsch, Toni (1971-73, 1975).....	7	—	15	—	12	51
6. Pearson, Drew (1973-83).....	22	8	—	—	—	48
Irvin, Michael (1988-95).....	13	8	—	—	—	48
8. Clark, Mike (1968-71, 73).....	8	—	14	—	9	41
9. Novacek, Jay (1990-95).....	13	6	—	—	—	36
10. Murray, Eddie (1994, 1999).....	4	—	12	—	7	33

FIELD GOALS (Min. 10 Made)

Player	G	Att.	Made	Pct.	Long
1. Saxon, Mike (1985-92).....	7	15	13	86.7	51
2. Septien, Rafael (1978-85).....	15	21	18	85.7	50
Fritsch, Toni (1971-73, 1975).....	7	14	12	85.7	45

PUNTING (Min. 25 Punts)

Player	G	No.	Avg.	Long	Blk
1. Saxon, Mike (1985-92).....	6	26	43.5	57	1
2. Jett, John (1993-96).....	10	33	42.9	59	1
3. Wibby, Ron (1968-71).....	8	51	40.1	65	0
4. White, Danny (1976-83).....	17	84	36.6	53	0

PUNT RETURNS (Min. 10)

Player	G	No.	Yds.	Avg.	Long	TD
1. Hayes, Bob (1965-74).....	15	12	151	12.6	68	0
2. Johnson, Butch (1976-83).....	17	19	208	11.0	44	0
3. Jones, James (1980-82).....	5	16	147	9.2	43	0

KICKOFF RETURNS (Min. 10)

Player	G	No.	Yds.	Avg.	Long	TD
1. Harris, Cliff (1970-79).....	21	11	243	22.1	34	0
2. Williams, Kevin (1993-96).....	10	23	505	22.0	50	0
3. Martin, Kelvin (1987-92).....	5	11	237	21.5	39	0
4. Jones, James (1980-82, 1984-85).....	6	13	267	20.5	33	0
5. Fellows, Ron (1981-85).....	6	11	191	17.4	33	0
6. Johnson, Butch (1976-83).....	17	12	207	17.3	26	0

INTERCEPTIONS

Player	G	No.	Yds.	Avg.	Long	TD
1. Waters, Charlie (1970-78, 1980-81).....	25	9	124	13.8	29	0
2. Thurman, Dennis (1978-85).....	13	7	126	18.0	39t	1
3. Harris, Cliff (1970-79).....	21	6	103	17.2	30	0
4. Brown, Larry (1991-95, 1998).....	14	5	105	21.0	44	0
5. Howley, Chuck (1961-73).....	11	4	89	22.3	41	0
Lewis, D.D. (1968-81).....	27	4	64	16.0	23	0
Jordan, Lee Roy (1963-76).....	19	4	34	8.5	41	0
Renfro, Mel (1964-77).....	21	4	32	8.0	19	0
9. Washington, James (1990-93).....	8	3	46	15.3	21	0
Everett, Thomas (1992-93).....	6	3	36	12.0	22	0
Woodson, Darren (1992-98).....	14	3	24	8.0	19	0
Walls, Everson (1981-85).....	7	3	20	6.7	20	0
Hughes, Randy (1975-80).....	12	3	1	0.3	1	0
Barnes, Benny (1972-82).....	21	3	0	0.0	0	0



## Cowboys Individual Playoff Records

## SERVICE

## Most Games, Career

- 27 D.D. Lewis, 1968, 1970-81
- 26 Larry Cole, 1968-80
- 25 Charlie Waters, 1970-78, 1980-81

## SCORING

## POINTS

## Career

- 126 Emmitt Smith, 1990-99 (21-td)
- 94 Rafael Septien, 1978-85 (40-pat, 18-fg)
- 63 Chris Boniol, 1994-96 (24-pat, 13-fg)

## Game

- 18 Craig Baynham, vs. Cleveland, 12/24/67
- 18 Preston Pearson, @ L.A. Rams, 1/4/76
- 18 Emmitt Smith, vs. Green Bay, 1/14/96

## Game, Opponent

- 18 Larry Schreiber, @ San Francisco, 12/23/72
- 14 Curt Knight, @ Washington, 12/31/72
- 14 John Kasay, @ Carolina, 1/5/97

## TOUCHDOWNS

## Career

- 21 Emmitt Smith, 1990-99 (19-r, 2-p)
- 10 Tony Dorsett, 1977-85 (9-r, 1-p)
- 8 Drew Pearson, 1973-83 (8-p)
- 8 Michael Irvin, 1988-98 (8-p)

## Game

- 3 Craig Baynham, vs. Cleveland, 12/24/67 (2-r, 1-p)
- 3 Preston Pearson, @ L.A. Rams, 1/4/76 (3-p)
- 3 Emmitt Smith, vs. Green Bay, 1/14/96 (3-r)

## Game, Opponent

- 3 Larry Schreiber, @ San Francisco, 12/23/72 (3-r)

## Most Consecutive Games Scoring Touchdown

- 8 Emmitt Smith, 1993-96
- 5 Duane Thomas, 1970-71
- 3 Tony Dorsett, 1977-78
- 3 Tony Dorsett, 1981-82
- 3 Emmitt Smith, 1992
- 3 Alvin Harper, 1992-93
- 3 Jay Novacek, 1992-93

## POINTS AFTER TOUCHDOWNS

## Most Attempted, Career

- 40 Rafael Septien, 1978-85
- 24 Chris Boniol, 1994-96
- 15 Toni Fritsch, 1971-73, 1975

## Most Attempted, Game

- 7 Danny Villanueva, vs. Cleveland, 12/24/67
- 7 Lin Elliott, vs. Buffalo, 1/31/93

## Most Made, Career

- 40 Rafael Septien, 1978-85
- 24 Chris Boniol, 1994-96
- 15 Toni Fritsch, 1971-73, 1975

## Most Made, Game

- 7 Danny Villanueva, vs. Cleveland, 12/24/67
- 7 Lin Elliott, vs. Buffalo, 1/31/93

## Made, Opponent

- 5 Don Cockroft, vs. Cleveland, 12/28/69
- 5 Roy Gerela, vs. Pittsburgh, 1/21/79
- 5 Eddie Murray, @ Detroit, 1/5/92
- 5 Doug Brien, @ San Francisco, 1/15/95

## Most Made, No Misses, Career

- 40 Rafael Septien, 1978-86
- 24 Chris Boniol, 1994-96
- 15 Toni Fritsch, 1971-73, 1975

## FIELD GOALS

## Most Attempted, Career

- 21 Rafael Septien, 1978-86
- 15 Chris Boniol, 1994-96
- 14 Toni Fritsch, 1972-76
- 14 Mike Clark, 1968-71, 1973

## Most Attempted, Game

- 5 Efen Herrera, vs. Denver, 1/15/78
- 4 Mike Clark, @ Cleveland, 12/21/68
- 4 Chris Boniol, vs. Minnesota, 12/28/96

## Most Attempted, Opponent, Game

- 6 David Ray, vs. L.A. Rams, 12/23/73
- 4 Curt Knight, @ Washington, 12/31/72
- 4 John Kasay, @ Carolina, 1/5/97

## Most Made, Career

- 18 Rafael Septien, 1978-86
- 13 Chris Boniol, 1994-96
- 12 Toni Fritsch, 1972-76

## Most Made, Game

- 4 Chris Boniol, vs. Minnesota, 12/28/96
- 3 7 times, last by Chris Boniol @ Carolina, 1/5/97

## Most Made, Opponent, Game

- 4 Curt Knight, @ Washington, 12/31/72
- 4 John Kasay, @ Carolina, 1/5/97
- 3 David Ray, vs. L.A. Rams, 12/23/73

## Most Consecutive Field Goals Made

- 15 Rafael Septien, 1978-82
- 9 Chris Boniol, 1995-96
- 7 Efen Herrera, 1976-77
- 7 Eddie Murray, 1994, 1999

## Most Consecutive Games Made

- 7 Toni Fritsch, 1972-76
- 6 Rafael Septien, 1976-78
- 5 Chris Boniol, 1995-96

## Longest Field Goal

- 51 Chris Boniol, vs. Philadelphia, 1/7/96
- 50 Rafael Septien, vs. Green Bay, 1/16/83
- 50 Eddie Murray, vs. S.F., 1/23/94

## Longest Field Goal, Opponent

- 54 Steve Christie, vs. Buffalo, 1/30/94
- 51 Roy Gerela, vs. Pittsburgh, 1/21/79
- 50 Chris Jackie, vs. Green Bay, 1/8/95

## Highest Field Goal Percentage, Career (10 made)

- 86.7 Chris Boniol, 1994-96 (15-13)
- 85.7 Rafael Septien, 1978-86 (21-18)
- 85.7 Toni Fritsch, 1972-76 (14-12)

## SAFETIES

## Most, Game

- 1 George Andrie and Jethro Pugh, vs. Detroit, 12/26/70
- 1 Jim Jensen, vs. L.A. Rams, 12/19/76

## Most, Opponent, Game

- 1 Alan Page, @ Minnesota, 12/25/71
- 1 Reggie Harrison, vs. Pittsburgh, 1/18/76

## RUSHING

## ATTEMPTS

## Career

- 349 Emmitt Smith, 1990-99
- 302 Tony Dorsett, 1977-85
- 174 Robert Newhouse, 1972-83

## Game

- 35 Emmitt Smith, vs. Green Bay, 1/14/96
- 30 Duane Thomas, vs. Detroit, 12/26/70
- 30 Emmitt Smith, vs. Buffalo, 1/30/94

## Opponent, Game

- 36 John Riggins, vs. Washington, 1/22/83
- 34 Eric Dickerson, @ L.A. Rams, 1/4/86
- 30 Larry Brown, @ Washington, 1/23/72

## YARDS GAINED

## Career

- 1,586 Emmitt Smith, 1990-99
- 1,383 Tony Dorsett, 1977-85
- 651 Robert Newhouse, 1972-83

## Game

- 160 Tony Dorsett, vs. L.A. Rams, 12/28/80
- 150 Emmitt Smith, vs. Green Bay, 1/14/96
- 143 Duane Thomas, @ San Francisco, 1/3/71

## Game, Opponent

- 248 Eric Dickerson, @ L.A. Rams, 1/4/86
- 194 Wilbert Montgomery, @ Philadelphia, 1/11/81
- 140 John Riggins, vs. Washington, 1/22/83
- 140 Robert Smith, @ Minnesota, 1/9/00

## Longest Run

- 65 Emmitt Smith, @ Minnesota, 1/9/00
- 53 Tony Dorsett, @ L.A. Rams, 1/7/79
- 48 Calvin Hill, @ San Francisco, 12/23/72



**Longest Run, Opponent**

74	Adrian Murrell, vs. Arizona, 1/2/99
71	James Lofton, vs. Green Bay, 1/16/83 (TD)
55	Wilbert Montgomery, @ Philadelphia, 1/7/79
55	Eric Dickerson, vs. L.A. Rams, 12/26/83 (TD)

**Most Games, 100 or More Yards**

7	Emmitt Smith, 1990-98
3	Tony Dorsett, 1978-83
2	Duane Thomas, 1970-71

**Most Consecutive Games, 100 or More Yards**

3	Emmitt Smith, 1992
2	Duane Thomas, 1970-71

**AVERAGE GAIN****Career (50 attempts)**

5.68	Roger Staubach, 1969-79 (76-432)
4.58	Tony Dorsett, 1977-85 (302-1,383)
4.54	Emmitt Smith, 1990-99 (349-1,586)

**Game (10 attempts)**

7.27	Tony Dorsett, vs. L.A. Rams, 12/28/80 (22-160)
6.94	Calvin Hill, @ San Francisco, 12/23/72 (18-125)
6.82	Emmitt Smith, vs. Minnesota, 12/28/96 (17-116)

**TOUCHDOWNS****Career**

19	Emmitt Smith, 1990-99
9	Tony Dorsett, 1977-85
4	Duane Thomas, 1970-71

**Game**

3	Emmitt Smith, vs. Green Bay, 1/14/96
2	Eight times, last by Emmitt Smith, vs. Minnesota, 12/28/96

**Opponent, Game**

3	Larry Schreiber, @ San Francisco, 12/23/72
2	Four times, last by Eric Dickerson, @ L.A. Rams, 1/4/86

**Most Consecutive Games Rushing for Touchdown**

8	Emmitt Smith, 1993-96
3	Duane Thomas, 1971-72
3	Tony Dorsett, 1977-78
3	Tony Dorsett, 1981-82
3	Emmitt Smith, 1992

**PASSING****ATTEMPTS****Career**

502	Troy Aikman, 1989-99
410	Roger Staubach, 1969-79
360	Danny White, 1976-88

**Game**

53	Danny White, vs. L.A. Rams, 12/26/83
53	Troy Aikman, @ San Francisco, 1/15/95
49	Troy Aikman, vs. Arizona, 1/2/99

**Game, Opponent**

50	Jim Kelly, vs. Buffalo, 1/30/94
49	Neil O'Donnell, vs. Pittsburgh, 1/28/96
45	Brett Favre, vs. Green Bay, 1/16/94
45	Steve Young, vs. San Francisco, 1/22/94

**COMPLETIONS****Career**

320	Troy Aikman, 1989-99
223	Roger Staubach, 1969-79
206	Danny White, 1976-88

**Game**

32	Danny White, vs. L.A. Rams, 12/26/83
30	Troy Aikman, @ San Francisco, 1/15/95
28	Troy Aikman, vs. Green Bay, 1/16/94

**Opponent, Game**

31	Jim Kelly, vs. Buffalo, 1/30/94
29	Erik Kramer, @ Detroit, 1/5/92
28	Brett Favre, vs. Green Bay, 1/16/94
28	Neil O'Donnell, vs. Pittsburgh, 1/28/96

**Consecutive Passes Completed**

10	Troy Aikman, vs. Pittsburgh, 1/28/96
8	Danny White, vs. Green Bay, 1/16/83
8	Troy Aikman, vs. Buffalo, 1/31/93

**COMPLETION PERCENTAGE****Career (150 attempts)**

63.75	Troy Aikman, 1989-99 (320 of 502)
57.22	Danny White, 1976-88 (206 of 360)
54.39	Roger Staubach, 1969-79 (223 of 410)

**Game (20 attempts)**

76.67	Troy Aikman, vs. Green Bay, 1/8/95 (23 of 30)
75.68	Troy Aikman, vs. Green Bay, 1/16/94 (28 of 37)
73.33	Troy Aikman, vs. Buffalo, 1/31/93 (22 of 30)

**YARDS GAINED****Career**

3,849	Troy Aikman, 1989-99
2,791	Roger Staubach, 1969-79
2,284	Danny White, 1976-88

**Game**

380	Troy Aikman, @ San Francisco, 1/15/95
337	Troy Aikman, vs. Green Bay, 1/8/95
330	Danny White, vs. L.A. Rams, 12/26/83

**Game, Opponent**

341	Erik Kramer, @ Detroit, 1/5/92
332	Lynn Dickey, vs. Green Bay, 1/16/83
320	Steve Bartkowski, @ Atlanta, 1/4/81

**Most Games, 300 or More Passing Yards, Career**

4	Troy Aikman, 1991-95
3	Danny White, 1976-88

**Longest Pass Completion (All TDs)**

94	Troy Aikman (to Harper), vs. Green Bay, 1/8/95
86	Don Meredith (to Hayes), vs. Cleveland, 12/24/67
83	Roger Staubach (to D. Pearson), vs. L.A. Rams, 12/23/73

**Opponent, Longest Pass Completion (All TDs except as noted)**

75	Frank Ryan (to Paul Warfield), vs. Cleveland, 12/24/67
75	John Unitas (to John Mackey), vs. Baltimore, 1/17/71
75	Doug Williams (to Jimmie Giles), vs. Tampa Bay, 1/2/82 (no TD)

**TOUCHDOWNS****Career**

24	Roger Staubach, 1969-79
23	Troy Aikman, 1989-98
15	Danny White, 1976-88

**Game**

4	Roger Staubach, @ L.A. Rams, 1/4/76
4	Troy Aikman, vs. Buffalo, 1/31/93

**Opponent, Game**

4	Bart Starr, vs. Green Bay, 1/1/67
4	Terry Bradshaw, vs. Pittsburgh, 1/21/79

**Most Consecutive Games, Touchdown Pass**

5	Troy Aikman, 1992-93
5	Troy Aikman, 1994-95
4	Danny White, 1982-83

**HAD INTERCEPTED****Career**

19	Roger Staubach, 1969-79
17	Troy Aikman, 1989-99
16	Danny White, 1976-88

**Game**

4	Roger Staubach, vs. Minnesota, 12/30/73
3	Ten times, last by Troy Aikman, vs. Arizona, 1/2/99

**Opponent, Game**

4	Bob Avellini, vs. Chicago, 12/26/77
4	Craig Morton, vs. Denver, 1/15/78
4	Doug Williams, vs. Tampa Bay, 12/82

**Most Consecutive Passes Attempted, None Intercepted**

111	Troy Aikman, 1991-93
102	Roger Staubach, 1969-1973
88	Troy Aikman, 1994-96

**Most Attempts, No Interceptions, Game**

34	Troy Aikman, @ San Francisco, 1/17/93
33	Troy Aikman, vs. Green Bay, 1/14/96
30	Troy Aikman, vs. Buffalo, 1/31/93

**Most Attempts, No Interceptions, Opponent**

38	Erik Kramer, @ Detroit, 1/5/92
30	Vince Ferragamo, vs. L.A. Rams, 12/26/83
30	Randall Cunningham, vs. Philadelphia, 1/10/93

**TIMES SACKED****Game**

7	Roger Staubach, vs. L.A. Rams, 12/23/73
7	Roger Staubach, vs. Pittsburgh, 1/18/76
5	Five times, last by Danny White, @ L.A. Rams, 1/4/86

**Opponent, Game**

5	John Hadl, vs. L.A. Rams, 12/23/73
5	Ron Jaworski, vs. L.A. Rams, 1/4/76
5	Steve Bartkowski, @ Atlanta, 12/30/78
5	Randall Cunningham, vs. Philadelphia, 1/10/93



## PLAYOFF RECORDS

### PASS RECEIVING

#### RECEPTIONS

##### Career

- 87 Michael Irvin, 1988-98
- 67 Drew Pearson, 1973-83
- 62 Jay Novacek, 1990-95

##### Game

- 12 Michael Irvin, @ San Francisco, 1/15/95
- 11 Jay Novacek, vs. Green Bay, 1/8/95
- 9 Tony Hill, vs. L.A. Rams, 12/26/83
- 9 Michael Irvin, vs. Green Bay, 1/16/94

##### Opponent, Game

- 10 Andre Hastings, vs. Pittsburgh, 1/28/96
- 9 Tom Waddle, @ Chicago, 12/29/91
- 9 Edgar Bennett, vs. Green Bay, 1/16/94

##### Most Consecutive Games, Pass Reception

- 22 Drew Pearson, 1973-83
- 16 Michael Irvin, 1991-98
- 13 Jay Novacek, 1991-95

#### YARDS

##### Career

- 1,315 Michael Irvin, 1988-98
- 1,105 Drew Pearson, 1973-83
- 655 Alvin Harper, 1991-94

##### Game

- 192 Michael Irvin, @ San Francisco, 1/15/95
- 163 Raghib Ismail, @ Minnesota, 1/9/00
- 144 Bob Hayes, vs. Cleveland, 12/24/67

##### Game, Opponent

- 161 Lynn Swann, vs. Pittsburgh, 1/18/76
- 152 Andre Reed, vs. Buffalo, 1/31/93
- 146 Charlie Taylor, vs. Washington, 12/31/72

##### Longest Pass Reception (All TDs)

- 94 Alvin Harper (from Aikman), vs. Green Bay, 1/8/95
- 86 Bob Hayes (from Meredith), vs. Cleveland, 12/24/67
- 83 Drew Pearson (from Staubach), vs. L.A. Rams, 12/23/73

##### Longest Pass Reception, Opponent

- 75 Paul Warfield (from Frank Ryan), vs. Cleveland, 12/24/67 (TD)
- 75 John Mackey (from Johnny Unitas), vs. Baltimore, 1/17/71 (TD)
- 75 Jimmie Giles (from Doug Williams), vs. Tampa Bay, 1/2/82

##### Most Games, 100 or More Yards Receiving, Career

- 6 Michael Irvin, 1988-98
- 2 Tony Hill, 1977-86
- 2 Alvin Harper, 1991-94

#### AVERAGE GAIN

##### Career (20 receptions)

- 27.3 Alvin Harper, 1991-94 (24-655)
- 16.5 Drew Pearson, 1973-83 (67-1,105)
- 15.8 Butch Johnson, 1976-83 (25-394)

##### Game (3 receptions)

- 39.0 Alvin Harper, @ San Francisco, 1/17/93 (3-117)
- 34.0 Frank Clarke, vs. Green Bay, 1/1/67 (3-102)
- 29.3 Alvin Harper, @ Chicago, 12/29/91 (3-88)

#### TOUCHDOWNS

##### Career

- 8 Drew Pearson, 1973-83
- 8 Michael Irvin, 1988-98
- 6 Jay Novacek, 1990-95

##### Game

- 3 Preston Pearson, @ L.A. Rams, 1/4/76

##### Game, Opponent

- 2 Seven times, last by Robert Brooks, vs. Green Bay, 1/14/96

##### Most Consecutive Games, Touchdown

- 3 Alvin Harper, 1992-93
- 3 Jay Novacek, 1992-93
- 3 Michael Irvin, 1994-95

### RUSHING-RECEIVING

#### ATTEMPTS

##### Career

- 395 Emmitt Smith, 1990-99 (349-ru, 46-re)
- 348 Tony Dorsett, 1977-85 (302-ru, 46-re)
- 188 Robert Newhouse, 1972-83 (174-ru, 14-re)

##### Game

- 37 Emmitt Smith, vs. Green Bay, 1/14/96 (35-ru, 2-re)
- 34 Emmitt Smith, vs. Buffalo, 1/30/94 (ru-30, re-4)
- 30 Tony Dorsett, vs. Green Bay, 1/16/83 (ru-27, re-3)

#### YARDS

##### Career

- 1,928 Emmitt Smith, 1990-99 (1,586-ru, 342-re)
- 1,786 Tony Dorsett, 1977-85 (1,383-ru, 403-re)
- 1,315 Michael Irvin, 1988-98 (0-ru, 1,315-re)

##### Game

- 192 Michael Irvin, @ San Francisco, 1/15/95 (re-192)
- 188 Tony Dorsett, vs. L.A. Rams, 12/28/80 (ru-160, re-28)
- 173 Emmitt Smith, @ San Francisco, 1/17/93 (ru-114, re-59)

### PUNTING

#### PUNTS

##### Career (25 punts)

- 84 Danny White, 1976-85
- 51 Ron Widby, 1968-71
- 33 John Jett, 1993-96

##### Game

- 9 Ron Widby, vs. Baltimore, 1/17/71
- 8 Five times, last by Danny White, vs. L.A. Rams, 12/30/79

##### Game, Opponent

- 8 Donny Anderson, @ Green Bay, 12/31/67
- 8 Herman Weaver, vs. Detroit, 12/26/70
- 8 Neil Clabo, @ Minnesota, 1/1/78
- 8 Tom Hutton, vs. Philadelphia, 1/7/96
- 8 Scott Player, vs. Arizona, 1/2/99

##### Longest Punt

- 65 Ron Widby, vs. Detroit, 12/26/70
- 60 Ron Widby, vs. San Francisco, 1/2/72
- 59 Marv Bateman, @ San Francisco, 12/23/72
- 59 John Jett, @ Carolina, 1/5/97

##### Longest Punt, Opponent

- 64 Dave Chapple, vs. L.A. Rams, 12/23/73
- 62 Craig Hentrich, vs. Green Bay, 1/8/95
- 61 Herman Weaver, vs. Detroit, 12/26/70

#### AVERAGE GROSS YARDS

##### Career (25 punts)

- 43.5 Mike Saxon, 1985-92
- 42.9 John Jett, 1993-96
- 40.1 Ron Widby, 1968-71

##### Game (4 punts)

- 46.9 Mike Saxon, @ L.A. Rams, 1/4/86 (7-328)
- 46.7 Marv Bateman, vs. L.A. Rams, 12/23/73 (7-327)
- 45.8 John Jett, vs. Green Bay, 1/8/95 (4-183)
- 45.8 John Jett, vs. Green Bay, 1/14/96 (4-183)

##### Game, Opponent (4 punts)

- 48.8 Herman Weaver, vs. Detroit, 12/26/70 (8-391)
- 45.5 Klaus Wilmsmeyer, vs. San Francisco, 1/23/94 (4-182)
- 44.8 Rohn Stark, vs. Pittsburgh, 1/28/96 (4-179)

#### HAD BLOCKED

##### Career

- 1 Mike Saxon, 1986-1992
- 1 John Jett, 1993-95

##### Most Consecutive Punts, None Blocked

- 84 Danny White, 1976-83
- 60 Ron Widby, 1968-72
- 24 Marv Bateman, 1972-75

#### INSIDE 20

##### Career

- 21 Danny White, 1976-83
- 9 Ron Widby, 1968-72
- 8 John Jett, 1993-96

##### Game

- 4 Toby Gowin, vs. Arizona, 1/2/99
- 3 Four times, last by Danny White, vs. L.A. Rams, 12/30/79

### PUNT RETURNS

#### RETURNS

##### Career

- 19 Butch Johnson, 1976-83
- 16 James Jones, 1980-82
- 12 Bob Hayes, 1965-74





## Game

- 5 James Jones, vs. L.A. Rams, 12/28/80
- 5 Ron Fellows, vs. Tampa Bay, 1/9/83
- 4 6 times, last by Gordon Banks, 1/4/86 @ L.A. Rams

## Game, Opponent

- 6 John Sciarra, @ Philadelphia, 1/11/81
- 5 Lem Barney, vs. Detroit, 12/26/70

## FAIR CATCHES

## Career

- 10 Bob Hayes, 1966-72
- 8 Lance Rentzel, 1967-69
- 8 Cliff Harris, 1970-79

## Game

- 4 Lance Rentzel, @ Cleveland, 12/21/68
- 4 Cliff Harris, @ San Francisco, 12/23/72
- 3 Lance Rentzel, @ Green Bay, 12/31/67
- 3 Golden Richards, vs. Pittsburgh, 1/18/76
- 3 Gordon Banks, @ L.A. Rams, 1/4/86

## Game, Opponent

- 4 Bobby Bryant, @ Minnesota, 12/25/71
- 3 Bobby Bryant, vs. Minnesota, 12/30/73

## YARDS GAINED

## Career

- 208 Butch Johnson, 1976-83
- 151 Bob Hayes, 1965-74
- 147 James Jones, 1980-82

## Game

- 141 Bob Hayes, vs. Cleveland, 12/24/67
- 81 James Jones, vs. L.A. Rams, 12/20/80
- 64 Butch Johnson, vs. L.A. Rams, 12/19/76

## Game, Opponent

- 69 John Sciarra, @ Philadelphia, 1/11/81
- 59 Reggie Brooks, vs. Green Bay, 1/16/94
- 54 Antonio Freeman, vs. Green Bay, 1/14/96

## Longest Punt Return

- 68 Bob Hayes, vs. Cleveland, 12/24/67
- 64 Bob Hayes, vs. Cleveland, 12/24/67
- 63 Golden Richards, vs. Minnesota, 12/30/73 (TD)

## Longest Punt Return, Opponent

- 43 Reggie Brooks, vs. Green Bay, 1/16/94
- 39 Antonio Freeman, vs. Green Bay, 1/14/96
- 30 Jim Bertelsen, vs. Rams, 12/23/73

## AVERAGE YARDAGE

## Career (10 returns)

- 12.6 Bob Hayes, 1965-74 (12-151)
- 11.0 Butch Johnson, 1976-83 (19-208)
- 9.2 James Jones, 1980-82 (16-147)

## Game (3 returns)

- 47.0 Bob Hayes, vs. Cleveland, 12/24/67 (3-141)
- 16.2 James Jones, vs. L.A. Rams, 12/20/80 (5-81)
- 16.0 Butch Johnson, vs. L.A. Rams, 12/19/76 (4-64)

## Game, Opponents (3 returns)

- 13.5 Antonio Freeman, vs. Green Bay, 1/14/96 (4-54)
- 13.0 Jim Bertelsen, vs. L.A. Rams, 1/23/73 (4-52)
- 11.5 John Sciarra, @ Philadelphia, 1/11/81 (6-69)

## TOUCHDOWNS

## Game

- 1 Golden Richards, vs. Minnesota, 12/30/73

## Game, Opponent

None

## KICKOFF RETURNS

## RETURNS

## Career

- 23 Kevin Williams, 1993-96
- 13 James Jones, 1980-82, 1984-85
- 12 Butch Johnson, 1976-83

## Game

- 6 Kevin Williams, @ San Francisco, 1/15/95
- 5 Mel Renfro, vs. Green Bay, 1/1/67
- 5 Tyrone Hughes, vs. Arizona, 1/2/99
- 4 Eight times, last by Kevin Williams, vs. Green Bay, 1/14/96

## Game, Opponent

- 7 Del Rodgers, vs. Green Bay, 1/16/83
- 7 Antonio Freeman, vs. Green Bay, 1/14/96

## YARDS

## Career

- 505 Kevin Williams, 1993-96
- 267 James Jones, 1980-82, 1984-85
- 243 Cliff Harris, 1970-79

## Game

- 130 Kevin Williams, @ San Francisco, 1/15/95
- 124 Mel Renfro, vs. Green Bay, 1/1/67
- 118 Rod Hill, vs. Green Bay, 1/9/83

## Game, Opponent

- 155 Michael Bates, @ Carolina, 1/5/97
- 148 Del Rodgers, vs. Green Bay, 1/16/83
- 148 Antonio Freeman, vs. Green Bay, 1/14/96

## Longest Kickoff Return

- 89 Rod Hill, vs. Green Bay, 1/9/83
- 50 Kevin Williams, vs. Buffalo, 1/30/94
- 48 Thomas Henderson, vs. Pittsburgh, 1/18/76

## Longest Kickoff Return, Opponent

- 97 Vic Washington, vs. San Francisco, 12/23/72 (TD)
- 67 Rick Upchurch, vs. Denver, 1/15/78
- 61 Clinton Jones, @ Minnesota, 12/25/71

## AVERAGE YARDAGE

## Career (10 returns)

- 22.1 Cliff Harris, 1970-79 (11-243)
- 22.0 Kevin Williams, 1993-96 (23-505)
- 21.5 Kelvin Martin, 1987-92 (11-237)

## Game (3 returns)

- 39.3 Rod Hill, vs. Green Bay, 1/9/83 (3-118)
- 29.3 Kevin Williams, vs. Green Bay, 1/8/95 (3-88)
- 24.8 Mel Renfro, vs. Green Bay, 1/1/67 (5-118)

## Game, Opponent (3 returns)

- 45.3 Vic Washington, vs. San Francisco, 12/23/72 (3-136)
- 31.3 Rick Upchurch, vs. Denver, 1/15/78 (3-94)
- 31.0 Michael Bates, @ Carolina, 1/5/97 (5-155)

## TOUCHDOWNS

## Game

None

## Game, Opponent

- 1 Vic Washington, vs. San Francisco, 12/23/72

## INTERCEPTIONS BY

## INTERCEPTIONS

## Career

- 9 Charlie Waters, 1970-78, 80-81
- 7 Dennis Thurman, 1978-85
- 6 Cliff Harris, 1970-79

## Game

- 3 Charlie Waters, vs. Chicago, 12/26/77
- 3 Dennis Thurman, vs. Green Bay, 1/16/83
- 2 Seven times, last by Larry Brown, vs. Pittsburgh, 1/28/96

## Game, Opponent

- 2 Skip Vanderhulst, @ San Francisco, 12/23/72
- 2 Bobby Bryant, vs. Minnesota, 12/30/73
- 2 Eric Davis, @ San Francisco, 1/15/95
- 2 Aeneas Williams, vs. Arizona, 1/2/99

## Most Consecutive Games Intercept Pass

- 3 Mel Renfro, 1970
- 3 Randy Hughes, 1977-78

## YARDS GAINED

## Career

- 126 Dennis Thurman, 1978-85
- 124 Charlie Waters, 1970-78, 80-81
- 105 Larry Brown, 1991-95

## Game

- 77 Larry Brown, vs. Pittsburgh, 1/28/96
- 68 Thomas Henderson, @ L.A. Rams, 1/7/79
- 60 Cornell Green, vs. Cleveland, 1/24/67

## Game, Opponent

- 94 LeRoy Irvin, vs. L.A. Rams, 12/26/83
- 88 Walt Sumner, vs. Cleveland, 12/28/69
- 63 Bobby Bryant, vs. Minnesota, 12/30/73

## Longest Return (all TDs except as noted)

- 68 Thomas Henderson, @ L.A. Rams, 1/7/79
- 60 Cornell Green, vs. Cleveland, 1/24/67
- 44 Larry Brown, vs. Pittsburgh, 1/28/96 (no TD)

## Longest Return, Opponents (all TDs except as noted)

- 94 LeRoy Irvin, vs. L.A. Rams, 12/26/83 (no TD)
- 88 Walt Sumner, vs. Cleveland, 12/28/64
- 63 Bobby Bryant, vs. Minnesota, 12/30/73

## FUMBLES

## OPPONENTS' FUMBLES RECOVERED

## Career

- 4 Cliff Harris, 1970-79
- 3 Charlie Waters, 1970-78, 1980-81



## PLAYOFF RECORDS

### Game

- 2 Charlie Waters, vs. Detroit, 12/26/70
- 2 Harvey Martin, vs. Minnesota, 1/1/78
- 2 Randy Hughes, vs. Denver, 1/15/78
- 2 Jimmie Jones, vs. Buffalo, 1/31/93

### Longest Fumble Returns (All TDs except as noted)

- 64 Leon Lett, vs. Buffalo, 1/31/93 (no TD)
- 46 James Washington, vs. Buffalo, 1/30/94
- 44 Chuck Howley, @ Cleveland, 12/21/68

### Longest Fumble Returns, Opponent (All TDs)

- 60 Hugh Green, vs. Tampa Bay, 1/9/83
- 18 Jim Grabowski, vs. Green Bay, 1/1/67

### OPPONENTS' FUMBLE RETURNED FOR TOUCHDOWNS

#### Career

- 1 George Andrie, 1962-72
- 1 Chuck Howley, 1961-73
- 1 Mike Hegman, 1976-88
- 1 Ken Norton, 1989-93
- 1 Jimmie Jones, 1990-93
- 1 James Washington, 1990-93

### SACKS

#### TOTAL SACKS

#### Game

- 3 Tony Casillas, @ San Francisco, 1/17/93

#### Game, Opponent

- 3 Gary Jeter, @ L.A. Rams, 1/4/86

### BLOCKED KICKS

#### BLOCKED PUNTS

#### Game

- 1 Darrick Brownlow, vs. Chicago, 12/29/91

#### Game, Opponent

- 1 Steve Tasker, vs. Buffalo, 1/31/93
- 1 Bernardo Harris, vs. Green Bay, 1/14/96

## Cowboys Team Playoff Records

### SINGLE GAME

### SCORING

#### Most Points

- 52 vs. Cleveland, 12/24/67 (Dallas 52, Cleveland 14)
- 52 vs. Buffalo, 1/31/93 (Dallas 52, Buff. 17)
- 40 vs. Minnesota, 12/28/96 (Dallas 40, Minn. 15)

#### Most Points, Opponent

- 38 vs. Cleveland, 12/28/69 (Cleveland 38, Dallas 14)
- 38 @ Detroit, 1/5/92 (Detroit 38, Dallas 6)
- 38 @ San Francisco, 1/15/95 (S.F. 38, Dallas 28)

#### Fewest Points

- 0 @ L.A. Rams, 1/4/86 (L.A. Rams 20, Dallas 0)
- 3 @ Washington, 12/31/72 (Wash. 26, Dallas 3)
- 6 @ Detroit, 1/5/92 (Detroit 38, Dallas 6)

#### Fewest Points, Opponent

- 0 vs. Detroit, 12/26/70 (Dallas 5, Detroit 0)
- 0 @ L.A. Rams, 1/7/79 (Dallas 28, L.A. Rams 0)
- 0 vs. Tampa Bay, 1/2/82 (Dallas 38, Tampa Bay 0)

#### Most Decisive Win

- 38 vs. Tampa Bay, 1/2/82 (Dallas 38, Tampa Bay 0)
- 38 vs. Cleveland, 12/24/67 (Dallas 52, Cleveland 14)
- 35 vs. Buffalo, 1/31/93 (Dallas 52, Buff. 17)

#### Most Decisive Loss

- 32 @ Detroit, 1/5/92 (Detroit 38, Dallas 6)
- 24 vs. Cleveland, 12/24/69 (Cleveland 38, Dallas 14)
- 23 @ Washington, 12/31/72 (Washington 26, Dallas 3)

#### Most Points, Both Teams

- 69 vs. Buffalo, 1/31/93 (Dallas 52, Buff. 17)
- 66 vs. Cleveland, 12/24/67 (Dallas 52, Cleveland 14)
- 66 vs. Pittsburgh, 1/21/79 (Pittsburgh 35, Dallas 31)
- 66 @ San Francisco, 1/15/95 (S.F. 38, Dallas 28)

### FIRST DOWNS

#### Most First Downs

- 29 vs. L.A. Rams, 12/28/80
- 29 vs. Tampa Bay, 1/9/83
- 29 @ San Francisco, 1/15/95

#### Most First Downs, Opponent

- 26 @ San Francisco, 1/10/82
- 26 @ Chicago, 12/29/91
- 25 vs. Pittsburgh, 1/28/96

#### Most First Downs, Both Teams

- 48 @ San Francisco, 1/17/93
- 48 @ San Francisco, 1/15/95
- 47 vs. San Francisco, 1/23/94

#### Fewest First Downs

- 8 @ Washington, 12/31/72
- 9 vs. Minnesota, 12/30/73
- 9 vs. Baltimore, 1/17/71

#### Fewest First Downs, Opponent

- 7 vs. Detroit, 12/26/70
- 8 vs. Tampa Bay, 1/9/83
- 9 vs. San Francisco, 1/2/72
- 9 @ L.A. Rams, 1/4/76

#### Fewest First Downs, Both Teams

- 21 vs. Detroit, 12/26/70
- 23 vs. Baltimore, 1/17/71
- 24 @ Washington, 12/31/72

#### Most First Downs, Rushing

- 19 vs. L.A. Rams, 12/28/80
- 16 @ San Francisco, 1/3/71
- 16 vs. Minnesota, 12/28/96

#### Most First Downs, Rushing, Opponent

- 14 vs. Minnesota, 12/30/73
- 13 @ Philadelphia, 1/11/81
- 12 @ Chicago, 12/29/91

#### Fewest First Downs, Rushing

- 2 @ Washington, 1/22/83
- 3 Three times, last vs. Minnesota, 12/30/73

#### Fewest First Downs, Rushing, Opponent

- 1 @ L.A. Rams, 1/4/76
- 2 Six times, last vs. Arizona, 1/2/99

#### Most First Downs, Passing

- 20 vs. L.A. Rams, 12/26/83
- 19 vs. Tampa Bay, 1/2/82
- 19 @ Washington, 1/22/83

#### Most First Downs, Passing, Opponent

- 19 @ Detroit, 1/5/92
- 17 @ San Francisco, 1/10/82
- 16 Three times, last vs. Green Bay, 1/16/94

#### Fewest First Downs, Passing

- 3 vs. Detroit, 12/26/70
- 3 @ Washington, 12/31/72
- 4 vs. L.A. Rams, 12/23/73

#### Fewest First Downs, Passing, Opponent

- 1 vs. Denver, 1/15/78
- 3 vs. L.A. Rams, 1/4/86
- 4 vs. Atlanta, 12/30/78
- 4 vs. Tampa Bay, 1/9/83

#### Most First Downs, Penalty

- 4 @ Carolina, 1/5/97
- 3 vs. Green Bay, 1/8/95
- 3 @ San Francisco, 1/15/95
- 3 vs. Arizona, 1/2/99

#### Most First Downs, Penalty, Opponent

- 4 vs. Baltimore, 1/17/71
- 4 vs. Buffalo, 1/31/93
- 3 Seven times, last @ Carolina, 1/5/97





## NET YARDS GAINED RUSHING AND PASSING

## Most Yards Gained

- 528 vs. L.A. Rams, 12/28/80
- 456 vs. Tampa Bay, 1/9/83
- 451 @ San Francisco, 1/15/95

## Most Yards Gained, Opponent

- 466 vs. Green Bay, 1/6/83
- 421 @ Detroit, 1/5/92
- 415 @ San Francisco, 1/17/93

## Most Yards Gained, Both Teams

- 841 vs. Green Bay, 1/6/83
- 831 @ San Francisco, 1/17/93
- 788 vs. L.A. Rams, 12/28/80

## Fewest Yards Gained

- 153 vs. Minnesota, 12/30/73
- 169 @ Washington, 12/31/72
- 183 vs. Minnesota, 12/25/71

## Fewest Yards Gained, Opponent

- 118 @ L.A. Rams, 1/4/76
- 156 vs. Detroit, 12/26/70
- 156 vs. Denver, 1/15/78

## Fewest Yards Gained, Both Teams

- 387 @ Green Bay, 12/31/67
- 387 vs. Detroit, 12/26/70
- 459 vs. Minnesota, 12/30/73

## RUSHING

## ATTEMPTS

## Most Rushing Attempts

- 51 @ San Francisco, 1/3/71
- 50 vs. Detroit, 12/26/70
- 50 @ L.A. Rams, 1/4/76

## Most Rushing Attempts, Opponent

- 49 vs. L.A. Rams, 12/19/76
- 47 vs. Minnesota, 12/30/73
- 46 vs. Pittsburgh, 1/18/76

## Fewest Rushing Attempts

- 16 @ Minnesota, 1/9/00
- 18 @ L.A. Rams, 1/4/86
- 20 vs. L.A. Rams, 12/26/83
- 20 vs. Arizona, 1/2/99

## Fewest Rushing Attempts, Opponent

- 12 vs. Green Bay, 1/14/96
- 13 vs. Green Bay, 1/16/94
- 15 vs. Minnesota, 12/28/96

## YARDS

## Most Yards Gained Rushing

- 338 vs. L.A. Rams, 12/28/80
- 255 vs. Minnesota, 12/28/96
- 252 vs. Miami, 1/16/72

## Most Yards Gained Rushing, Opponent

- 269 @ L.A. Rams, 1/4/86
- 263 @ Philadelphia, 1/11/81
- 203 vs. Minnesota, 12/30/73

## Most Yards Gained Rushing, Both Teams

- 430 vs. L.A. Rams, 12/28/80
- 349 @ Philadelphia, 1/11/81
- 337 vs. Cleveland, 12/24/67

## Fewest Yards Gained Rushing

- 56 vs. Pittsburgh, 1/28/96
- 61 @ L.A. Rams, 1/4/86
- 63 vs. L.A. Rams, 12/26/83

## Fewest Yards Gained Rushing, Opponent

- 22 vs. L.A. Rams, 12/19/76
- 31 vs. Green Bay, 1/16/94
- 48 vs. Green Bay, 1/14/96

## Fewest Yards Gained Rushing, Both Teams

- 128 vs. Green Bay, 1/16/94
- 157 vs. L.A. Rams, 12/26/83
- 159 vs. Pittsburgh, 1/28/96

## PASSING

## ATTEMPTS

## Most Passes Attempted

- 53 vs. L.A. Rams, 12/26/83
- 53 @ San Francisco, 1/15/95
- 49 vs. Arizona, 1/2/99

## Most Passes Attempted, Opponent

- 50 vs. Buffalo, 1/30/94
- 49 vs. Pittsburgh, 1/28/96
- 46 vs. Green Bay, 1/8/95

## Most Passes Attempted, Both Teams

- 85 vs. Arizona, 1/2/99
- 84 vs. L.A. Rams, 12/26/83
- 82 vs. Green Bay, 1/16/94
- 82 @ San Francisco, 1/15/95

## Fewest Passes Attempted

- 14 @ Minnesota, 12/25/71
- 14 vs. Chicago, 12/24/77
- 15 vs. Cleveland, 12/24/67

## Fewest Passes Attempted, Opponent

- 18 @ Washington, 12/31/72
- 19 vs. Pittsburgh, 1/18/76
- 20 vs. Detroit, 12/26/70

## Fewest Passes Attempted, Both Teams

- 38 vs. Detroit, 12/26/70
- 39 @ Washington, 12/31/72
- 39 vs. L.A. Rams, 12/23/73

## COMPLETIONS

## Most Passes Completed

- 32 vs. L.A. Rams, 12/26/83
- 30 @ San Francisco, 1/15/95
- 28 vs. Green Bay, 1/16/94

## Most Passes Completed, Opponent

- 31 vs. Buffalo, 1/30/94
- 29 @ Detroit, 1/5/92
- 28 vs. Green Bay, 1/16/94
- 28 vs. Pittsburgh, 1/28/96

## Most Passes Completed, Both Teams

- 56 vs. Green Bay, 1/16/94
- 50 vs. Buffalo, 1/30/94
- 49 @ San Francisco, 1/17/93

## Fewest Passes Completed

- 4 vs. Detroit, 12/26/70
- 7 @ San Francisco, 1/3/71
- 8 vs. L.A. Rams, 12/23/73
- 8 vs. Chicago, 12/26/77

## Fewest Passes Completed, Opponent

- 6 @ L.A. Rams, 1/4/86
- 7 Detroit, 12/26/70
- 7 vs. L.A. Rams, 12/23/73

## Fewest Passes Completed, Both Teams

- 11 vs. Detroit, 12/26/70
- 15 vs. L.A. Rams, 12/23/73
- 21 vs. L.A. Rams, 12/30/79
- 21 @ Philadelphia, 1/11/81

## YARDS

## Most Yards Gained Passing

- 352 @ San Francisco, 1/15/95
- 330 vs. Green Bay, 1/8/95
- 310 @ Atlanta, 1/4/81

## Most Yards Gained Passing, Opponent

- 337 @ Detroit, 1/5/92
- 327 vs. Green Bay, 1/16/94
- 308 vs. Green Bay, 1/16/83

## Most Yards Gained Passing, Both Teams

- 611 vs. Green Bay, 1/16/94
- 596 @ San Francisco, 1/17/93
- 595 @ Atlanta, 1/4/81

## Fewest Yards Gained, Passing

- 22 vs. Detroit, 12/26/70
- 63 vs. Minnesota, 12/30/73
- 72 vs. San Francisco, 1/2/72

## Fewest Yards Gained, Passing, Opponent

- 35 vs. Denver, 1/15/78
- 47 @ L.A. Rams, 1/4/86
- 52 vs. Atlanta, 12/30/78

## Fewest Yards Gained, Passing, Both Teams, Game

- 102 vs. Detroit, 12/26/70
- 166 vs. Minnesota, 12/30/73
- 193 @ Philadelphia, 1/11/81

## SACKS

## TOTAL SACKS

## Most Sacks

- 8 @ Green Bay, 12/31/67
- 5 Eight times, last vs. Philadelphia, 1/7/96



## PLAYOFF RECORDS

### Most Sacks, Opponent

- 7 vs. L.A. Rams, 12/23/73
- 7 vs. Pittsburgh, 1/18/76
- 6 vs. San Francisco, 1/2/72

### SACK YARDAGE

#### Most Sack Yardage

- 76 @ Green Bay, 12/31/67
- 51 @ L.A. Rams, 1/4/76
- 45 vs. Philadelphia, 1/10/93

#### Most Sack Yardage, Opponent

- 52 vs. Detroit, 1/21/79
- 44 vs. L.A. Rams, 12/23/73
- 42 vs. Pittsburgh, 1/18/76

## INTERCEPTIONS

### TOTAL INTERCEPTIONS

#### Most Interceptions

- 5 @ L.A. Rams, 1/7/79
- 4 Five times, last vs. Buffalo, 1/31/93

#### Most Interceptions, Opponent

- 4 @ Cleveland, 12/21/68
- 4 vs. Minnesota, 12/30/73
- 3 Nine times, last vs. Arizona, 1/2/99

### YARDS

#### Most Yards

- 123 @ L.A. Rams, 1/7/79
- 77 vs. Pittsburgh, 1/28/96
- 76 vs. Chicago, 12/26/77

#### Most Yards, Opponent

- 123 vs. Cleveland, 12/28/69
- 122 @ Carolina, 1/5/97
- 111 vs. L.A. Rams, 12/26/83

## PUNTING

### TOTAL PUNTS

#### Most Punts

- 9 vs. Baltimore, 1/17/71
- 8 Five times, last vs. L.A. Rams, 12/30/79

#### Most Punts, Opponent

- 8 @ Green Bay, 12/31/67
- 8 vs. Detroit, 12/26/70
- 8 vs. Minnesota, 1/1/78
- 8 vs. Philadelphia, 1/7/96
- 8 vs. Arizona, 1/2/99

#### Fewest Punts

- 1 @ San Francisco, 1/15/95
- 1 vs. Minnesota, 12/28/96
- 2 vs. Cleveland, 12/24/67
- 2 vs. L.A. Rams, 12/28/80

#### Fewest Punts, Opponent

- 1 vs. Cleveland, 12/28/69
- 1 @ Chicago, 12/29/91
- 1 @ San Francisco, 1/17/93
- 1 @ Carolina, 1/5/97

### AVERAGE YARDAGE

#### Highest Average Distance, Punting (4 punts)

- 46.9 @ L.A. Rams, 1/4/86
- 46.7 vs. L.A. Rams, 12/23/73
- 45.8 vs. Green Bay, 1/8/95
- 45.8 vs. Green Bay, 1/14/96

#### Highest Average Distance, Punting, Opponent (4 punts)

- 48.8 vs. Detroit, 12/26/70
- 46.2 @ Detroit, 1/5/92
- 45.5 vs. San Francisco, 1/23/94

## PUNT RETURNS

### TOTAL RETURNS

#### Most Punt Returns

- 5 vs. Minnesota, 1/1/78
- 5 vs. L.A. Rams, 12/28/80
- 5 vs. Tampa Bay, 1/9/83

#### Most Punt Returns, Opponent

- 6 vs. Detroit, 12/26/70
- 6 @ Philadelphia, 1/11/81
- 5 Four times, last vs. Pittsburgh, 1/18/76

### YARDS GAINED

#### Most Yards, Punt Returns

- 155 vs. Cleveland, 12/24/67
- 81 vs. L.A. Rams, 12/28/80
- 64 vs. L.A. Rams, 12/19/76

#### Most Yards, Punt Returns, Opponent

- 69 @ Philadelphia, 1/11/81
- 59 vs. Green Bay, 1/16/94
- 54 vs. Green Bay, 1/14/96

## KICKOFF RETURNS

### TOTAL RETURNS

#### Most Kickoff Returns

- 7 @ San Francisco, 1/15/95
- 6 Six times, last @ Carolina, 1/5/97

#### Most Kickoff Returns, Opponent

- 8 @ L.A. Rams, 1/4/76
- 8 vs. Chicago, 12/26/77
- 8 vs. Minnesota, 12/28/96

### YARDS GAINED

#### Most Yards, Kickoff Returns

- 173 vs. Green Bay, 1/16/83
- 153 vs. Green Bay, 1/1/67
- 144 @ San Francisco, 1/15/95

#### Most Yards, Kickoff Returns, Opponent

- 188 @ Minnesota, 12/25/71
- 173 vs. Denver, 1/15/78
- 167 @ L.A. Rams, 1/4/76

## FUMBLES

### TOTAL FUMBLES

#### Most Fumbles

- 6 vs. Denver, 1/15/78
- 6 vs. Atlanta, 12/30/78
- 5 @ Philadelphia, 1/11/81

#### Most Fumbles, Opponent

- 8 vs. Buffalo, 1/31/93
- 5 @ San Francisco, 12/23/72
- 5 vs. Minnesota, 1/1/78
- 5 vs. Baltimore, 1/17/71

### FUMBLES LOST

#### Most Fumbles Lost

- 3 @ San Francisco, 12/23/72
- 3 vs. Atlanta, 12/30/78
- 3 @ Philadelphia, 1/11/81
- 3 @ L.A. Rams, 1/4/86
- 3 @ Minnesota, 1/9/00

#### Most Fumbles Lost, Opponent

- 5 vs. Buffalo, 1/31/93
- 4 vs. Baltimore, 1/17/71
- 4 vs. Denver, 1/15/78
- 4 vs. Minnesota, 12/28/96

## PENALTIES

### TOTAL PENALTIES

#### Most Penalties

- 12 vs. Denver, 1/15/78
- 11 vs. L.A. Rams, 12/28/80
- 10 @ L.A. Rams, 1/7/79

#### Most Penalties, Opponent

- 11 vs. Green Bay, 1/14/96
- 10 vs. Tampa Bay, 1/2/82
- 8 Three times, last vs. Green Bay, 1/8/95

#### Fewest Penalties

- 2 Six times, last @ Chicago, 12/29/91

#### Fewest Penalties, Opponent

- 0 vs. Detroit, 12/26/70
- 0 vs. Miami, 1/16/72
- 0 vs. Pittsburgh, 1/18/76

### YARDS PENALIZED

#### Most Yards Penalized

- 120 vs. Baltimore, 1/17/71
- 98 @ San Francisco, 1/15/95
- 94 vs. Denver, 1/15/78

#### Most Yards Penalized, Opponent

- 106 @ San Francisco, 1/10/82
- 105 vs. Tampa Bay, 1/2/82
- 94 vs. L.A. Rams, 1/19/76





## Fewest Yards Penalized

10	vs. Cleveland, 12/24/67
10	@ Minnesota, 12/25/71
15	@ Washington, 1/22/83

## Fewest Yards Penalized, Opponent

0	vs. Detroit, 12/26/70
0	vs. Miami, 1/16/72
0	vs. Pittsburgh, 1/18/76

## Cowboys Big Playoff Days

## 100 YARD RUSHING GAMES

160 yards	— Tony Dorsett vs. L.A. Rams	December 28, 1980
150 yards	— Emmitt Smith vs. Green Bay	January 14, 1996
143 yards	— Duane Thomas @ San Francisco	January 3, 1971
135 yards	— Duane Thomas vs. Detroit	December 26, 1970
132 yards	— Emmitt Smith vs. Buffalo	January 30, 1994
125 yards	— Calvin Hill @ San Francisco	December 23, 1972
116 yards	— Emmitt Smith vs. Minnesota	December 28, 1996
114 yards	— Emmitt Smith vs. Philadelphia	January 10, 1993
114 yards	— Emmitt Smith @ San Francisco	January 17, 1993
110 yards	— Tony Dorsett vs. Tampa Bay	January 9, 1983
108 yards	— Don Perkins vs. Green Bay	January 1, 1967
108 yards	— Emmitt Smith vs. Buffalo	January 31, 1993
105 yards	— Emmitt Smith @ Chicago	December 29, 1991
101 yards	— Tony Dorsett @ L.A. Rams	January 7, 1979

## 300 YARD PASSING GAMES

380 yards	— Troy Aikman @ San Francisco	January 15, 1995
337 yards	— Troy Aikman vs. Green Bay	January 8, 1995
330 yards	— Danny White vs. L.A. Rams	December 26, 1983
322 yards	— Danny White @ Atlanta	January 4, 1981
322 yards	— Troy Aikman @ San Francisco	January 17, 1993
312 yards	— Danny White vs. Tampa Bay	January 9, 1983
302 yards	— Troy Aikman vs. Green Bay	January 16, 1994

## 100 YARD RECEIVING GAMES

192 yards	— Michael Irvin @ San Francisco	January 15, 1995
163 yards	— Raghib Ismail @ Minnesota	January 9, 2000
144 yards	— Bob Hayes vs. Cleveland	December 24, 1967
142 yards	— Tony Hill vs. Green Bay	January 16, 1983
136 yards	— Billy Parks @ San Francisco	December 23, 1972
126 yards	— Michael Irvin vs. Green Bay	January 16, 1994
124 yards	— Kevin Williams vs. Philadelphia	January 7, 1996
123 yards	— Preston Pearson @ L.A. Rams	January 4, 1976
117 yards	— Alvin Harper @ San Francisco	January 17, 1993
115 yards	— Tony Hill vs. L.A. Rams	December 26, 1983
114 yards	— Michael Irvin vs. Buffalo	January 31, 1993
111 yards	— Michael Irvin vs. Green Bay	January 8, 1995
108 yards	— Alvin Harper vs. Green Bay	January 8, 1995
104 yards	— Jay Novacek vs. Green Bay	January 8, 1995
103 yards	— Michael Irvin vs. Minnesota	December 28, 1996
102 yards	— Frank Clarke vs. Green Bay	January 1, 1967
100 yards	— Michael Irvin vs. Green Bay	January 14, 1996



# Cowboys Longest Playoff Plays

## LONG RUNS FROM SCRIMMAGE

65 yards	— Emmitt Smith @ Minnesota	January 9, 2000
53 yards	— Tony Dorsett @ L.A. Rams	January 7, 1979
48 yards	— Calvin Hill @ San Francisco	December 23, 1972
38 yards	— Emmitt Smith vs. Buffalo	January 31, 1993
37 yards	— Emmitt Smith vs. Minnesota (TD)	December 28, 1996
32 yards	— Ron Springs vs. L.A. Rams	December 28, 1980
29 yards	— Roger Staubach vs. Washington	December 31, 1972
29 yards	— Tony Dorsett vs. Pittsburgh	January 21, 1979

## LONG FORWARD PASS

94 yards	— Troy Aikman to Alvin Harper vs. Green Bay (TD)	January 8, 1995
86 yards	— Don Meredith to Bob Hayes vs. Cleveland (TD)	December 24, 1967
83 yards	— Roger Staubach to Drew Pearson vs. L.A. Rams (TD)	December 23, 1973
70 yards	— Troy Aikman to Alvin Harper @ San Francisco	January 17, 1993
68 yards	— Don Meredith to Frank Clarke vs. Green Bay (TD)	January 1, 1967

## LONG PUNT RETURNS

68 yards	— Bob Hayes vs. Cleveland	December 24, 1967
63 yards	— Golden Richards vs. Minnesota (TD)	December 30, 1973
44 yards	— Butch Johnson vs. L.A. Rams	December 19, 1976
43 yards	— James Jones vs. L.A. Rams	December 28, 1980
41 yards	— Deion Sanders vs. Arizona	January 2, 1999

## LONG KICKOFF RETURNS

89 yards	— Rod Hill vs. Green Bay	January 16, 1983
50 yards	— Kevin Williams vs. Buffalo	January 30, 1994
48 yards	— Thomas Henderson vs. Pittsburgh	January 18, 1976
39 yards	— Kelvin Martin vs. Philadelphia	January 10, 1993
39 yards	— Kevin Williams vs. Green Bay	January 8, 1995

## LONG INTERCEPTION RETURNS

68 yards	— Thomas Henderson @ L.A. Rams (TD)	January 7, 1979
60 yards	— Cornell Green vs. Cleveland (TD)	December 24, 1967
44 yards	— Larry Brown vs. Pittsburgh	January 28, 1996
39 yards	— Dennis Thurman vs. Green Bay (TD)	January 16, 1983

## LONG FUMBLE RETURNS

64 yards	— Leon Lett vs. Buffalo	January 31, 1993
46 yards	— James Washington vs. Buffalo (TD)	January 30, 1994
44 yards	— Chuck Howley @ Cleveland (TD)	December 21, 1968
37 yards	— Mike Hegman vs. Pittsburgh (TD)	January 21, 1979

## Largest Margin

### VICTORY

- 38 pts, (52-14) vs. Cleveland, Dec. 24, 1967
- 38 pts, (38-0) vs. Tampa Bay, Jan. 2, 1982
- 35 pts, (52-17) vs. Buffalo, Jan. 31, 1993
- 30 pts, (37-7) @ Los Angeles, Jan. 4, 1976
- 30 pts, (37-7) vs. Chicago, Dec. 26, 1977

### DEFEAT

- 32 pts, (38-6) @ Detroit, Jan. 5, 1992
- 24 pts, (38-14) vs. Cleveland, Dec. 28, 1969
- 23 pts, (26-3) @ Washington, Dec. 31, 1972
- 20 pts, (20-0) @ Los Angeles, Jan. 4, 1986
- 17 pts, (27-10) vs. Minnesota, Dec. 30, 1973
- 17 pts, (27-10) @ Minnesota, Jan. 9, 2000



# History





## Cowboys All-Time Results

All-Time Regular Season Record: 362-258-6

Playoff Record: 32-21

Preseason Record: 98-110-1

## Preseason Results

## 1960 (1-5)

8/6	L	10	San Francisco @Seattle (22,000)	16
8/13	L	13	St. Louis @San Antonio (14,000)	20
8/19	L	10	Baltimore (40,000)	14
8/27	W	14	New York @Louisville (10,663)	3
9/4	L	14	Los Angeles @Pendleton (13,500)	49
9/11	L	23	Green Bay @Minneapolis (20,121)	28

## 1961 (2-3)

8/5	W	38	Minnesota @Sioux Falls (4,954)	13
8/11	L	7	Green Bay (30,000)	30
8/26	L	10	New York @Albuquerque (21,500)	28
9/1	W	35	Baltimore @Norman (19,000)	24
9/9	L	10	San Fran. @Sacramento (22,130)	24

## 1962 (0-5)

8/10	L	7	Green Bay (54,500)	31
8/18	L	24	Detroit @Cleveland (77,683)	35
8/25	L	10	Baltimore @Roanoke (14,000)	24
9/1	L	7	San Fran. @Sacramento (20,000)	26
9/8	L	26	Minnesota @Atlanta (12,500)	45

## 1963 (3-2)

8/8	W	17	@ Los Angeles (70,675)	14
8/17	L	10	Green Bay (53,121)	31
8/24	L	17	Los Angeles @Portland (29,349)	20
8/30	W	37	San Fran. @Bakersfield (9,927)	24
9/7	W	27	Detroit @New Orleans (51,218)	17

## 1964 (1-4)

8/8	L	6	@ Los Angeles (57,450)	17
8/15	W	34	San Francisco @Portland (24,679)	23
8/22	L	16	Los Angeles @Portland (30,565)	25
8/29	L	3	Green Bay (60,057)	35
9/5	L	6	Chicago @New Orleans (35,000)	21

## 1965 (2-3)

8/17	L	0	@ Los Angeles (31,579)	9
8/21	L	7	San Francisco @Portland (24,837)	27
8/28	W	21	Green Bay (67,954)	12
9/3	L	17	Minnesota @Birmingham (41,500)	57
9/11	W	34	Chicago @Tulsa (33,525)	21

## 1966 (5-0)

8/7	W	24	@ San Francisco (28,899)	13
8/13	W	20	@ Los Angeles (44,217)	10
8/20	W	21	Green Bay (75,504)	3
8/27	W	20	Detroit @Tulsa (31,250)	10
9/2	W	28	Minnesota (58,316)	24

## 1967 (2-3)

8/12	L	6	@ Los Angeles (57,595)	20
8/20	W	30	@ San Francisco (31,212)	24
8/28	L	3	Green Bay (78,087)	20
9/2	W	30	@ Houston (53,125)	17
9/9	L	7	Baltimore (58,492)	33

## 1968 (3-3)

8/3	L	24	Chicago @Canton (14,578)	30
8/11	W	16	@ San Francisco (27,530)	14
8/17	W	42	@ Los Angeles (64,978)	10
8/24	L	27	Green Bay (72,014)	31
8/31	W	33	@ Houston (52,289)	19
9/7	L	10	Baltimore (69,520)	16

## 1969 (4-2)

8/8	L	17	@ Los Angeles (87,381)	24
8/17	W	20	@ San Francisco (33,894)	17
8/23	W	31	Green Bay (73,764)	13
8/28	W	14	@ Houston (55,310)	11
9/6	W	25	N.Y. Jets (74,771)	9
9/14	L	7	Baltimore (58,975)	23

## 1970 (1-5)

8/8	W	20	@ San Diego (39,392)	10
8/15	L	10	@ Los Angeles (64,646)	17
8/22	L	34	Green Bay (72,389)	35
8/29	L	21	@ Houston (46,548)	37
9/5	L	0	Kansas City (69,055)	13
9/13	L	21	N.Y. Jets (55,297)	29

## 1971 (6-0)

8/6	W	45	@ Los Angeles (87,187)	21
8/14	W	36	New Orleans (73,560)	21
8/20	W	16	Cleveland (69,099)	15
8/26	W	28	@ Houston (49,078)	10
9/3	W	27	@ Baltimore (22,291)	24
9/11	W	24	Kansas City (74,035)	17

## 1972 (6-1)

7/28	W	20	College All-Stars @ Chi. (54,162)	7
8/5	W	26	Houston (65,405)	24
8/12	W	27	@ Los Angeles (66,051)	13
8/19	W	30	@ New Orleans (81,070)	7
8/26	W	34	N.Y. Jets (65,386)	27
9/2	L	10	@ Kansas City (79,592)	20
9/9	W	16	Oakland (62,607)	10

## 1973 (4-2)

8/3	W	24	@ Los Angeles (75,461)	7
8/11	L	26	@ Oakland (53,723)	27
8/18	W	24	New Orleans (61,022)	14
8/23	L	24	@ Houston (46,942)	24
9/1	W	27	Kansas City (57,468)	16
9/6	W	26	Miami (61,378)	23

## 1974 (3-3)

8/3	L	7	@ Oakland (41,049)	27
8/10	W	13	@ Los Angeles (46,468)	6
8/17	W	19	Houston (53,148) (OT)	13
8/24	L	7	@ New Orleans (56,563)	16
9/31	W	25	Kansas City (43,492)	16
9/5	L	15	Pittsburgh (43,900)	41

## 1975 (2-4)

8/9	L	7	@ Los Angeles (62,843)	35
8/18	L	20	@ Kansas City (35,630)	26
8/23	L	13	Minnesota (45,395)	16
8/30	W	17	@ Houston (46,951)	14
9/5	L	20	Oakland (39,562)	31
9/13	W	17	Pittsburgh (43,186)	16

## 1976 (3-3)

7/31	L	14	@ Oakland (52,391)	17
8/7	L	14	@ Los Angeles (60,158)	26
8/14	L	9	Denver (54,567)	13
8/21	W	36	Detroit @Memphis (30,340)	16
8/28	W	20	Pittsburgh (64,264)	10
9/4	W	26	Houston (58,844) (OT)	20

## 1977 (3-3)

8/6	W	34	San Diego (59,504)	14
8/13	L	17	@ Seattle (58,789) (OT)	23
8/20	L	14	Miami (56,820)	20
8/27	W	23	Baltimore (54,835)	21
9/3	L	14	@ Houston (49,777)	23
9/8	W	30	Pittsburgh (49,824)	0

## 1978 (3-1)

8/5	W	41	San Francisco (63,736)	24
8/12	W	21	@ Denver (74,619)	14
8/19	L	13	Houston (62,421)	27
8/26	W	16	Pittsburgh (59,747)	13

## 1979 (3-2)

7/28	L	13	Oakland @Canton (20,648)	20
8/4	W	7	Denver (61,192)	6
8/12	L	17	@ Seattle (59,003)	27
8/18	W	16	Houston (62,803)	13
8/25	W	16	Pittsburgh (64,543)	14

## 1980 (3-1)

8/9	W	17	Green Bay (54,876)	14
8/16	W	19	@ Los Angeles (63,283)	16
8/23	W	20	Houston (63,658)	13
8/30	L	10	Pittsburgh (62,795)	31

## 1981 (2-2)

8/8	L	17	Green Bay (55,987)	21
8/15	L	21	@ Los Angeles (61,459)	33
8/22	W	24	Pittsburgh (63,504)	14
8/29	W	28	Houston (63,799)	20



**1982 (3-1)**

8/14	L	10	Buffalo (48,612)	14
8/21	W	26	@ San Diego (49,182)	16
8/28	W	36	New England (50,113)	21
9/4	W	20	Houston (60,150)	14

**1983 (3-1)**

8/6	W	20	Miami (46,826)	17
8/15	W	30	@ L.A. Rams (54,268)	7
8/20	L	7	Pittsburgh (62,164)	24
8/27	W	34	Houston (54,363)	31

**1984 (3-1)**

8/4	W	31	Green Bay (43,371)	17
8/11	W	24	@ San Diego (50,740)	13
8/16	L	10	Pittsburgh (55,658)	20
8/25	W	31	Houston (53,877)	24

**1985 (4-0)**

8/10	W	27	Green Bay (41,847)	3
8/17	W	27	@ San Diego (48,596) (OT)	24
8/26	W	15	Chicago (49,540)	13
8/31	W	20	Houston (53,812)	10

**1986 (0-5)**

8/3	L	6	Chicago @ London (82,699)	17
8/9	L	0	@ San Diego (47,744)	20
8/16	L	19	@ L.A. Raiders (52,153)	24
8/22	L	28	Pittsburgh (54,299)	41
8/30	L	14	Houston (62,239)	17

**1987 (1-3)**

8/15	L	0	@ San Diego (48,020)	29
8/22	W	13	@ San Francisco (57,598)	3
8/30	L	10	L.A. Raiders (46,666)	34
9/5	L	13	Houston (47,043)	18

**1988 (2-2)**

8/6	L	21	@ San Diego (40,110)	24
8/13	W	27	@ L.A. Raiders (40,774)	17
8/22	W	17	Chicago (47,796)	9
8/27	L	10	Houston (48,400)	54

**1989 (3-1)**

8/13	W	20	@ San Diego (45,203)	3
8/19	W	27	@ L.A. Raiders (32,358)	20
8/26	L	21	@ Denver (74,076) (OT)	24
9/2	W	30	Houston (63,582)	28

**1990 (1-3)**

8/11	L	16	@ San Diego (42,221)	28
8/18	L	14	@ L.A. Raiders (28,273)	16
8/25	W	20	Pittsburgh (47,723)	9
9/1	L	6	Houston (55,499)	27

**1991 (2-2)**

8/3	W	24	@ Kansas City (56,038)	14
8/12	L	12	L.A. Raiders (55,981)	17
8/18	L	20	@ Houston (53,314)	30
8/23	W	20	Atlanta (53,689) (OT)	17

**1992 (2-3)**

8/2	L	23	Houston @ Tokyo (51,058)	34
8/7	W	27	@ Miami (50,803)	24

8/15	L	16	Houston (61,334)	17
8/22	W	17	Denver (61,485)	3
8/28	L	13	Chicago (60,218)	20

**1993 (1-3-1)**

8/1	L	7	Minnesota (60,010)	13
8/8	T	13	Detroit @ London (43,522) (OT)	13
8/14	W	13	L.A. Raiders (60,411)	7
8/21	L	20	Houston @ San Antonio (63,285)	23
8/27	L	21	@ Chicago (56,181)	23

**1994 (2-3)**

7/31	W	17	Minnesota (59,062)	9
8/7	L	19	L.A. Raiders (61,932)	27
8/15	L	0	Houston @ Mexico City (112,376)	6
8/21	W	34	Denver (63,923)	10
8/25	L	10	@ New Orleans (57,281)	28

**1995 (2-3)**

7/29	W	21	Buffalo (62,752)	15
8/5	L	14	Oakland (62,031)	27
8/12	L	7	Buffalo @ Toronto (55,799)	9
8/21	L	17	@ Denver (72,451)	20
8/26	W	10	Houston @ San Antonio (52,512)	0

**1996 (2-3)**

7/27	W	35	Oakland (61,524)	34
8/5	L	6	Kan. City @ Monterrey (45,126)	32
8/12	L	7	New England (57,874)	31
8/17	L	3	Denver (56,115)	20
8/24	W	24	Houston @ Orlando (44,296)	19

**1997 (2-2)**

8/3	L	27	Oakland (61,028)	34
8/8	L	10	@ New England (58,440)	16
8/15	W	34	St. Louis (60,402)	31
8/22	W	34	Tennessee (61,001)	10

**1998 (0-5)**

8/1	L	19	Seattle (59,357)	20
8/8	L	3	Oakland (61,048)	16
8/17	L	3	New England @ Mexico City (106,424)	21
8/22	L	14	@ St. Louis (56,461)	22
8/27	L	20	@ Jacksonville (71,526)	42

**1999 (1-4)**

8/9	L	17	Cleveland @ Canton (25,156) (OT)	20
8/15	L	3	@ Oakland (35,909)	10
8/21	L	14	@ New England (50,816)	34
8/29	W	22	Denver (61,893)	12
9/2	L	6	Jacksonville (58,872)	27

**2000 (0-5)**

7/30	L	10	Pittsburgh (56,391)	38
8/5	L	9	Atlanta @ Tokyo (42,178)	20
8/13	L	20	Oakland (56,878)	21
8/19	L	23	@ Denver (76,632)	36
8/24	L	17	St. Louis (57,261)	24

**2001 (2-3)**

8/4	L	14	@ Oakland (37,978)	21
8/11	L	6	Denver (46,883)	20
8/18	L	10	@ New Orleans (53,249)	16
8/27	W	21	Oakland @ Mexico City (88,309)	6
8/30	W	27	Jacksonville (35,228)	17

## All-Time Preseason Record (98-110-1)

Arizona	0-1
Atlanta	1-1
Baltimore	0-0
Buffalo	1-2
Carolina	0-0
Chicago	3-5
Cincinnati	0-0
Cleveland	1-1
College All-Stars	1-0
Denver	5-6
Detroit	3-1-1
Green Bay	6-9
Indianapolis	3-5
Jacksonville	1-2
Kansas City	4-4
Miami	3-1

Minnesota	3-4
New England	1-4
New Orleans	3-3
New York Giants	1-1
New York Jets	2-1
Oakland	6-16
Philadelphia	0-0
Pittsburgh	7-6
St. Louis	10-13
San Diego	6-4
San Francisco	8-4
Seattle	0-3
Tampa Bay	0-0
Tennessee	19-13
Washington	0-0



## HISTORY

## 1960 ★ DALLAS COWBOYS STATISTICS ★ 1960

RECORD: 0-11-1  
7TH PLACE WESTERN CONFERENCE  
HEAD COACH: TOM LANDRY

Date	W/L	Score	Opponent	Att.
9/24	L	28-35	PITTSBURGH	30,000
9/30	L	25-27	PHILADELPHIA	18,500
10/9	L	14-26	@ Washington	21,142
10/16	L	7-48	CLEVELAND	28,500
10/23	L	10-12	@ St. Louis	23,128
10/30	L	7-45	BALTIMORE	25,500
11/6	L	13-38	LOS ANGELES	16,000
11/13	L	7-41	@ Green Bay	32,294
11/20	L	14-26	SAN FRANCISCO	10,000
11/27	L	7-17	@ Chicago	39,951
12/4	T	31-31	@ New York	55,033
12/11	L	14-23	@ Detroit	43,272

TEAM STATISTICS	DALLAS	OPP
FIRST DOWNS	180	216
Rushing	57	106
Passing	105	97
Penalty	18	13
Third Down-Made/Att.	39/144	60/150
Fourth Down-Made/Att.	8/10	3/7
TOTAL NET YARDS	3,153	4,372
Avg. Per Game	279.7	333.1
Total Plays	698	858
Avg. Per Play	4.5	5.1
NET YARDS RUSHING	1,049	2,242
Avg. Per Game	87.4	186.8
Total Rushes	311	445
Avg. Per Rush	3.4	5.0
NET YARDS PASSING	2,104	2,130
Avg. Per Game	175.3	177.5
Sacked/Yards Lost	33/284	20/173
Gross Yards	2,386	2,303
Attempts/Completions	354/163	393/159
Pct. of Completions	46.0	40.0
Had Intercepted	33	15
PUNTS/AVERAGE	60/41.8	50/41.3
Net Punting Average	35.4	34.6
PUNT RET./AVG.	24/8.0	18/4.6
KICKOFF RET./AVG.	66/18.8	30/30.5
INT./AVG. RET.	15/6.5	33/11.8
PENALTIES/YARDS	62/600	72/672
FUMBLES/BALL LOST	21/17	21/11
TOUCHDOWNS	25	47
Rushing	6	24
Passing	17	20
Returns	2	3
EXTRA POINTS/ATTEMPTS	21/23	43/44
FIELD GOALS/ATTEMPTS	6/13	17/24

RUSHING	ATT	YDS	AVG	LG	TD
Dupre	104	362	3.5	18	3
McIlhenny	96	321	3.3	21	1
Kowalczyk	50	156	3.1	34	1
Babb	39	115	2.9	12	0
LeBaron	16	94	5.9	23	1
Heinrich	2	3	1.5	3	0
Meredith	3	4	0.8	8	0
Clarke	1	-6	-6.0	-6	0
COWBOYS	311	1,049	3.4	34	6
Opponents	445	2,242	5.0	751	24

PASSING	ATT	COMP	YDS	PCT	AVG	ATT	TD	PCT	INT	PCT	LG	SKS/YDS	RATING
LeBaron	225	111	1,736	49.3	7.72	12	5.3	25	11.1	761	26/205	53.5	
Meredith	68	29	281	42.6	4.13	2	2.9	5	7.4	23	3/40	34.0	
Heinrich	61	23	371	37.7	6.08	3	4.9	3	4.9	64	4/39	54.7	
COWBOYS	354	163	2,388	46.0	6.75	17	4.8	33	9.3	761	33/284	45.7	
Opponents	293	145	2,130	49.5	7.33	20	6.8	15	5.1	70	20/173	75.0	

RECEIVING	ATT	YDS	AVG	LG	TD
Doran	31	554	17.9	75t	3
Dugan	29	461	15.9	49	1
Howton	23	363	15.8	41	4
Dupre	21	216	10.3	36	2
McIlhenny	15	120	8.0	64t	1
Kowalczyk	14	143	10.2	23	1
Babb	13	140	10.8	27t	1
Clarke	9	290	32.2	76t	3
Bielski	4	38	9.5	15	1
Mathews	3	44	14.7	20	0
Lewis	1	19	19.0	19	0
COWBOYS	163	2,388	14.7	76t	17
Opponents	159	2,303	14.5	70t	20

INTERCEPTIONS	NO	YDS	AVG	LG	TD
Bishop	3	13	4.3	13	0
Franchhauser	3	11	3.7	9	0
Berlich	2	27	13.5	23	0
Hansen	2	14	7.0	14	0
Patera	1	24	24.0	21	0
Tubbs	1	5	5.0	5	0
Braatz	1	4	4.0	4	0
Cronin	1	2	2.0	2	0
Butler	1	0	0.0	0	0
COWBOYS	15	100	6.7	23	0
Opponents	33	366	11.1	43t	2

PUNTING	NO	YDS	AVG	TB IN20	LG	BL	NET
Sherer	57	2,420	42.5	4	15	67	0 39.5
LeBaron	3	97	32.3	0	0	48	0 31.3
COWBOYS	60	2,517	42.0	4	15	67	0 39.2
Opp.	50	2,068	41.2	1	20	60	0 37.1

PUNT RETURNS	NO	FC	YDS	AVG	LG	TD
Butler	13	6	131	10.1	46	0
Mooty	8	4	37	4.6	8	0
Franchhauser	3	2	24	8.0	17	0
Dupre	0	1	0	0	0	0
COWBOYS	24	13	192	8.0	46	0
Opponents	18	16	83	4.6	25	0

KICKOFF RETURNS	NO	YDS	AVG	LG	TD
Butler	20	399	19.2	60	0
Franchhauser	25	509	20.5	46	0
Mooty	10	205	20.5	13	0
Babb	3	46	15.3	20	0
Dupre	2	44	22.0	22	0
Dowdle	2	22	11.0	17	0
Putnam	1	13	13.0	13	0
Bielski	1	4	4.0	4	0
Kowalczyk	1	0	0.0	0	0
Sherer	1	0	0.0	0	0
COWBOYS	66	1,242	18.8	60	0
Opponents	32	811	25.3	90t	1

SCORE BY QUARTERS	1	2	3	4	OT	T
COWBOYS	30	51	27	69	0	177
Opponents	68	148	65	88	0	369

FIELD GOALS	7-19	20-29	30-39	40-49	50+
Cone	1-2	1-2	2-4	2-4	0-1
COWBOYS	1-2	1-2	2-4	2-4	0-1
Opponents	6-8	11-12	0-2	0-2	0-0

Cone: (1), (31.45), (248.32B), (1), (25.44M), (51M), (32.41), (1), (17B.40B.32M), (11), (1)  
Opponents: (38M), (21.27), (15.29, 10.38), (1), (18.18M), (39B.26), (9), (18M.21.21), (18.45M.28.16.45M.22), (22M.20), (26), (25)

SCORING	TDR	TDP	TDR1	FG	PAT	S	TP
Cone	0	0	0	6/13	21/23	0	39
Dupre	3	2	0	0/0	0/0	0	30
Howton	0	4	0	0/0	0/0	0	24
Doran	0	3	0	0/0	0/0	0	18
Clarke	0	3	0	0/0	0/0	0	18
Kowalczyk	1	1	0	0/0	0/0	0	12
McIlhenny	1	1	0	0/0	0/0	0	12
Babb	0	1	0	0/0	0/0	0	6
Dugan	0	1	0	0/0	0/0	0	6
LeBaron	1	0	0	0/0	0/0	0	6
Bielski	0	1	0	0/0	0/0	0	6
COWBOYS	6	17	0	6/13	21/23	0	177
Opponents	22	20	3*	17/24	43/44	2	369

\* Stephens 34 interception return vs. Cleveland (10/16)  
Mitchell 90 kickoff return vs. Cleveland (10/16)  
Nitschke 43 interception return vs. Green Bay (11/13)  
+ Tracey tackled LeBaron in endzone vs. Cardinals (10/23)  
Punt snap out of endzone vs. Detroit (12/11)

## USUAL STARTERS

WR	Fred Dugan	LE	Nate Borden
LT	Bob Fry	LT	Don Healy
LG	Duane Putnam	RT	Ed Husmann
C	John Houser	RE	John Gonzaga
RG	Buzz Guy(7)	LLB	Wayne Hansen
	Mike Falls(5)	MLB	Jerry Tubbs
RT	Paul Dickson(8)	RLB	Gene Cronin
	Dick Klein(4)	LCB	Tom Franchhauser
TE	Jim Doran(9)	RCB	Don Bishop
	Dick Bielski(3)	SS	Bob Berlich(6)
WR	Bill Howton(7)		Fred Doelling(3)
	Frank Clarke(3)	FS	Gary Wisener(3)
QB	Eddie LeBaron		Bill Butler
RB	Don McIlhenny(7)		
	L.G. Dupre(5)		
FB	Walt Kowalczyk(7)		
	Gene Babb(5)		



## HISTORY

WR	Bill Howton	LE	Bob Lilly
LT	Bob Fry	RT	Don Healy
LG	Andi Iversko(10)	LT	Bill Herriman
	John Houser(4)	RE	Nate Roden
C	Mike Connelly	LLB	Chuck Howley(8)
RG	Mike Falls		Jerry Dowdle(6)
RT	Charlie Granger(7)	MLB	Mike Toubbs
	Bob McCrany(4)	RLB	Gene Babb(9)
	John Houser(3)		Chuck Howley(5)
TE	Dick Bielski	LCB	Waring Livingston(8)
WR	Frank Clarke		Jim Harris(4)
QB	Eddie LeBaron(10)	RCB	Don Bishop
	Don Meredith(4)	SS	Bob Bercich(8)
RB	Don Perkins		Tom Fraughtauser(4)
FB	Amos Marsh(7)	FS	Dick Moegle



## 1962 ★ DALLAS COWBOYS STATISTICS ★ 1962

RECORD: 5-8-1  
FIFTH PLACE, EASTERN CONFERENCE  
HEAD COACH: TOM LANDRY

Date	W/L	Score	Opponent	Att.
9/16	T	35-35	WASHINGTON	15,730
9/23	L	28-30	PITTSBURGH	19,478
9/30	W	27-17	@ Los Angeles	26,907
10/7	L	10-19	@ Cleveland	44,040
10/14	W	41-19	PHILADELPHIA	18,645
10/21	W	42-27	@ Pittsburgh	23,106
10/28	L	24-28	ST. LOUIS	16,027
11/4	W	38-10	@ Washington	49,888
11/11	L	10-41	NEW YORK	45,668
11/18	L	33-34	CHICAGO	12,692
11/25	L	14-28	@ Philadelphia	58,070
12/2	W	45-21	CLEVELAND	24,226
12/9	L	20-52	@ St. Louis	14,102
12/16	L	31-41	@ New York	62,694

TEAM STATISTICS	DALLAS	OPP
FIRST DOWNS.....	246	274
Rushing.....	101	93
Passing.....	136	166
Penalty.....	9	15
Third Down-Made/Att.....	72/183	64/167
Third Down Efficiency.....	39.3	38.3
Fourth Down-Made/Att.....	6/7	2/5
TOTAL NET YARDS.....	4,912	5,184
Avg. Per Game.....	350	370
Total Plays.....	843	848
Avg. Per Play.....	5.8	6.1
NET YARDS RUSHING.....	2,040	1,510
Avg. Per Game.....	145.7	107.9
Total Rushes.....	434	386
Avg. Per Rush.....	4.7	3.9
NET YARDS PASSING.....	2,883	3,688
Sacked/Yards Lost.....	29/232	25/216
Gross Yards.....	3,115	3,904
Attempts/Completions.....	380/200	437/233
Pct. of Completions.....	52.6	53.3
Had Intercepted.....	17	20
PUNTS/AVERAGE.....	57/45.4	63/40.6
Net Punting Average.....	40.7	37.8
PUNT RET./AVG.....	18/4.5	28/6.8
KICKOFF RET./AVG.....	59/20.5	63/23.5
INT./AVG. RET.....	20/18.3	17/15.5
PENALTIES/YARDS.....	62/639	56/569
FUMBLES/BALL LOST.....	32/19	33/16
TOUCHDOWNS.....	51	52
Rushing.....	16	17
Passing.....	31	33
Returns.....	4	2
EXTRA POINTS/ATTEMPTS.....	50/51	49/52
FIELD GOALS/ATTEMPTS.....	14/27	13/22

RUSHING	ATT	YDS	AVG	LG	TD
Perkins	222	945	4.3	35	7
Marsh	144	802	5.6	70	6
Bullocks	33	196	6.0	73t	2
Meredith	21	74	3.5	9	0
Lockett	8	24	3.0	7	1
LeBaron	6	-1	-0.2	3	0
COWBOYS	434	2,040	4.7	73t	6
Opponents	386	1,510	3.9	35	17

PASSING	ATT	COMP	YDS	PCT	AVG	ATT	TD	PCT	PCT	LG	SKS	YDS	RATING
Meredith	212	105	1,679	49.5	7.92	15	7.1	8	3.8	69t	14/113	84.2	
LeBaron	166	95	1,436	57.2	8.65	16	9.6	9	5.4	85t	15/119	95.4	
Baker	1	0	0	0.0	0.00	0	0.0	0	0.0	0	0/0	39.6	
Lockett	1	0	0	0.0	0.00	0	0.0	0	0.0	0	0/0	39.6	
COWBOYS	380	200	3,115	52.6	8.20	31	8.2	17	4.5	85t	29/232	88.7	
Opponents	437	233	3,904	53.3	8.93	33	7.6	20	4.6	86t	25/216	89.8	

RECEIVING	ATT	YDS	AVG	LG	TD
Howton	49	706	14.1	69t	6
Clarke	47	1043	22.2	66t	14
Folkins	39	536	13.7	52	6
Marsh	35	467	13.3	85t	2
Perkins	13	104	8.0	21	0
Lockett	7	78	10.1	29t	2
Gregory	3	70	23.3	24	0
Bullocks	3	46	15.3	22t	1
Norman	2	34	17.0	29	0
Davis	2	31	15.5	24	0
COWBOYS	200	3,115	15.6	85t	31
Opponents	233	3,904	16.8	86t	33

INTERCEPTIONS	NO	YDS	AVG	LG	TD
Bishop	6	134	22.3	44	0
Gaechter	5	136	27.2	100t	1
Tubbs	4	35	8.7	21	0
Howley	2	33	16.5	21	0
Norton	2	21	10.5	21	0
Dowdle	1	7	7.0	7	0
COWBOYS	20	366	18.3	100t	1
Opponents	17	263	15.5	57t	1

PUNTING	NO	YDS	AVG	TB IN 20	LG	BL	NET
Baker	57	2,589	45.4	4	13	72	0 40.7
COWBOYS	57	2,589	45.4	4	13	72	0 40.7
Opp.	63	2,560	40.6	5	8	63	0 37.8

PUNT RETURNS	NO	FC	YDS	AVG	LG	TD
Lockett	8	4	45	5.1	17	0
Gaechter	7	7	32	4.5	15	0
Marsh	3	3	4	1.3	2	0
COWBOYS	18	14	81	4.5	17	0
Opponents	28	14	190	6.8	21	0

KICKOFF RETURNS	NO	YDS	AVG	LG	TD
Marsh	29	725	25.0	101t	1
Bullocks	14	265	18.9	62	0
Lockett	6	130	21.6	31	0
Davis	4	66	16.5	23	0
Norman	2	5	2.5	5	0
Gaechter	1	16	16.0	16	0
Talbert	1	0	0.0	0	0
Cvercko	1	0	0.0	0	0
Mummelaar	1	0	0.0	0	0
COWBOYS	59	1,207	20.5	101t	1
Opponents	63	1,604	25.5	92t	1

SCORE BY QUARTERS	1	2	3	4	OT	T
COWBOYS	54	119	107	118	0	398
Opponents	65	124	56	157	0	402

FIELD GOALS	7-19	20-29	30-39	40-49	50+
Green	4-4	1-2	5-10	3-5	1-6
Bielski	5-7	1-1	3-7	3-5	1-5
COWBOYS	9-11	2-3	8-17	6-10	2-11
Opponents	4-5	7-8	1-4	0-2	2-10

Baker: (35M), (1) (35M,34,52M,48), (15,39M), (40, 50M,11), (52M,37,54M,39M), (16), (42M, 53), (36,37), (34M), (15), (22M,25,47), (35, 55M,47M)  
Opponents: (1), (51), (51M,35,42), (36,9), (10, 52M,40,18B), (1), (14), (16,37), (21,41M, 15), (32M,35M,16M), (47M,52B), (49M, 42), (45M,50M)

SCORING	TDR	TDP	TDR1	FG	PAT	S	TP
Baker	0	0	0	14/27	50/51	0	92
Clarke	0	14	0	0/0	0/0	0	84
Marsh	6	2	1a	0/0	0/0	0	54
Perkins	7	0	0	0/0	0/0	0	42
Folkins	0	6	0	0/0	0/0	0	36
Howton	0	6	0	0/0	0/0	0	36
Bullocks	2	1	0	0/0	0/0	0	18
Lockett	1	2	0	0/0	0/0	0	18
Gaechter	0	0	1b	0/0	0/0	0	6
Norton	0	0	1c	0/0	0/0	0	6
Bishop	0	0	1d	0/0	0/0	0	6
COWBOYS	16	31	4	14/27	50/51	0	398
Opponents	17	33	2*	13/25	49/52	1+	402

a 101 kickoff return vs. St. Louis (12/9)  
b 100 interception return vs. St. Louis (10/28)  
c 94 field goal return vs. St. Louis (10/28)  
d 84 fumble return vs. St. Louis (10/14)  
\* Mitchell 92 kickoff return vs. Washington (9/16)  
Wilson 57 interception return vs. St. Louis (10/28)  
+ Holding in end zone vs. Pittsburgh (9/23)

## USUAL STARTERS

WR Bill Howton	LE Bob Lilly
LT Bob Fry	LT Guy Reese
LG Andy Cvercko	RT John Meyers
C Mike Connelly	RE George Andrie
RG Dale Mummelaar	LLB Mike Dowdle
RT Monte Clark (10)	MLB Jerry Tubbs
Don Talbert (4)	RLB Chuck Howley
TE Lee Folkins (11)	LCB Mike Gaechter (9)
Pettis Norman (3)	Cornell Green (3)
WR Frank Clarke	RCB Don Bishop
QB Eddie LeBaron	SS Jerry Norton
RB Don Perkins	FS Dick Nolan
FB Amos Marsh	



## 1963 ★ DALLAS COWBOYS STATISTICS ★ 1963

RECORD: 4-10  
FIFTH PLACE, EASTERN CONFERENCE  
HEAD COACH: TOM LANDRY

Date	W/L	Score	Opponent	Att.
9/14	L	7-34	ST. LOUIS	36,432
9/22	L	24-41	CLEVELAND	28,710
9/29	L	17-21	@ Washington	40,101
10/6	L	21-24	@ Philadelphia	60,671
10/13	W	17-14	DETROIT	27,264
10/20	L	21-37	@ New York	62,889
10/27	L	21-27	@ Pittsburgh	19,047
11/3	W	35-20	WASHINGTON	18,838
11/10	L	24-31	@ San Francisco	29,563
11/17	W	27-20	PHILADELPHIA	23,694
11/24	L	17-27	@ Cleveland	55,096
12/1	L	27-34	NEW YORK	29,653
12/8	L	19-24	PITTSBURGH	24,136
12/15	W	28-24	@ St. Louis	12,695

## TEAM STATISTICS

	DALLAS	OPP
FIRST DOWNS	248	266
Rushing	105	114
Passing	132	139
Penalty	11	13
Third Down-Made/Att.	62/169	69/171
Third Down Efficiency	36.7	40.4
Fourth Down-Made/Att.	6/10	16/20
TOTAL NET YARDS	4,263	5,325
Avg. Per Game	304.5	380.4
Total Plays	839	878
Avg. Per Play	5.1	6.1
NET YARDS RUSHING	1,795	2,094
Avg. Per Game	128.2	149.6
Total Rushes	420	455
Avg. Per Rush	4.3	4.6
NET YARDS PASSING	2,468	3,231
Sacked/Yards Lost	44/331	20/161
Gross Yards	2,799	3,392
Attempts/Completions	375/200	403/202
Pct. of Completions	53.3	50.1
Had Intercepted	21	26
PUNTS/AVERAGE	71/44.2	52/41.5
Net Punting Average	40.6	37.8
PUNT RET./AVG.	23/7.7	36/4.9
KICKOFF RET./AVG.	48/22.9	46/24.5
INT./AVG. RET.	26/21.1	21/20.8
PENALTIES/YARDS	67/627	52/479
FUMBLES/BALL LOST	29/15	23/11
TOUCHDOWNS	40	48
Rushing	18	12
Passing	20	31
Returns	2	5
EXTRA POINTS/ATTEMPTS	38/40	45/48
FIELD GOALS/ATTEMPTS	9/20	15/32

RUSHING	ATT	YDS	AVG	LG	TD
Perkins	149	614	4.1	19t	7
Marsh	99	483	4.9	41t	5
Bullocks	96	341	3.6	17	2
Meredith	41	185	4.5	26	3
Stiger	31	140	4.5	4	1
Baker	1	15	15.0	15	0
Clarke	1	12	12.0	12	0
LeBaron	2	5	2.5	4	0
COWBOYS	420	1,795	4.3	41t	18
Opponents	455	2,094	4.6	71t	12

PASSING	ATT	COMP	YDS	PCT	AVG	LG	RATING
Meredith	310	167	2,381	53.9	7.68		
LeBaron	65	33	418	50.8	6.43		
COWBOYS	375	200	2,799	53.3	7.46		
Opponents	403	202	3,392	50.1	8.42		

RECEIVING	ATT	YDS	AVG	LG	TD
Clarke	43	833	19.4	75t	10
Howton	33	514	15.6	44t	3
Folkins	31	407	13.1	35t	4
Marsh	26	224	8.6	35	0
Norman	18	341	18.9	49	3
Barnes	15	195	13.0	27	0
Perkins	14	84	6.0	20	0
Stiger	13	131	10.1	42	0
Bullocks	7	70	10.0	22	0
COWBOYS	200	2,799	14.0	75t	20
Opponents	202	3,392	16.8	85t	31

INTERCEPTIONS	NO	YDS	AVG	LG	TD
Green	7	211	34.5	55	0
Bishop	5	45	9.0	31	0
Gaehter	3	140	46.7	86	0
Jordan	3	41	13.6	23	0
Livingston	3	31	10.3	29	0
Tubbs	2	61	20.3	44	0
Howley	2	3	1.5	3	0
Edwards	1	17	17.0	17	0
COWBOYS	26	549	21.1	86	0
Opponents	21	437	20.8	82	5

PUNTING	NO	YDS	AVG	TB IN 20	LG	BL	NET
Baker	71	3,138	44.2	4	13	64	0 40.6
COWBOYS	71	3,138	44.2	4	13	64	0 40.6
Opp.	52	2,159	41.5	5	8	73	0 37.8

PUNT RETURNS	NO	FC	YDS	AVG	LG	TD
Stiger	14	2	141	10.1	45	0
Overton	5	5	32	6.4	14	0
Gaehter	2	2	2	1.0	2	0
Howley	1	0	0	0.0	0	0
Norman	1	0	0	0.0	0	0
COWBOYS	23	9	175	7.9	45	0
Opponents	36	13	176	4.9	26	0

KICKOFF RETURNS	NO	YDS	AVG	LG	TD
Stiger	18	432	24.0	66	0
Hayes, W.	2	48	24.0	25	0
Bullocks	19	453	23.8	56	0
Marsh	9	167	18.6	31	0
COWBOYS	48	1,100	22.9	66	0
Opponents	46	1,125	24.5	46	0

SCORE BY QUARTERS	1	2	3	4	OT	T
COWBOYS	68	124	48	65	0	305
Opponents	58	114	88	118	0	378

FIELD GOALS	7-19	20-29	30-39	40-49	50+
Baker	2-3	3-6	1-1	2-7	1-3
COWBOYS	2-3	3-6	1-1	2-7	1-3
Opponents	7-7	1-6	3-7	3-10	1-2

Baker: (41M),(13),(41,43M,40M),(13),(13),(42M, 20M),(16M),(24,24M),(56M,33,27),(20, 26M,52M),(44M),(53,46),(1) Opponents: (43,45),(32,15,50M),(49M,37M),(28B, 12,29M),(37M,48M,47M),(39,41M),(1, (29M,12,49),(45M,32),(32M),(24,10) (11,53),(17,44M,43B),(28,39M,26B,11)

SCORING	TDR	TDP	TDR	FG	PAT	S	TP
Baker	0	0	0	9/20	38/40	0	65
Clarke	0	10	0	0/0	0/0	0	60
Perkins	7	0	0	0/0	0/0	0	42
Marsh	5	0	0	0/0	0/0	0	35
Folkins	0	4	0	0/0	0/0	0	24
Howton	0	3	0	0/0	0/0	0	18
Meredith	3	0	0	0/0	0/0	0	18
Norman	0	3	0	0/0	0/0	0	18
Bullocks	2	0	0	0/0	0/0	0	18
Green	0	0	1a	0/0	0/0	0	6
Lilly	0	0	1b	0/0	0/0	0	6
Stiger	1	0	0	0/0	0/0	0	6

COWBOYS	18	20	2	9/20	38/40	0	305
Opponents	12	31	5*	15/32	45/48	0	378

a 20 fumble return vs. Cleveland (11/24)

b 42 fumble return vs. St. Louis (12/15)

\* Hill 58 interception return vs. St. Louis (9/14)

Steffen 78 interception return vs. Washington (9/29)

Lynah 82 interception return vs. N.Y. Giants (10/20)

Fichtner 36 interception return vs. Cleveland (11/24)

Hillebrand 0 interception return vs. N.Y. Giants (12/1)

## USUAL STARTERS

WR Bill Howton(6)	LE Bob Lilly(7)
Pettis Norman(5)	Larry Stephens(7)
Gary Barnes(3)	LT Guy Reese
LT Bob Fry(9)	RT John Meyers(7)
Tony Liscio (5)	Bob Lilly(7)
LG Jim Ray Smith(7)	RE George Andrie(10)
Lynn Hoyem (6)	Larry Stephens(3)
C Mike Connelly	LLB Chuck Howley
RG Dale Memmelaar	MLB Jerry Tubbs
RT Ed Nutting(7)	RLB Lee Roy Jordan(8)
Bob Fry(5)	Dave Edwards(6)
TE Lee Folkins	LCB Cornell Green
WR Frank Clarke	RCB Don Bishop
QB Don Meredith	SS Mike Gaschter(10)
RB Amos Marsh(9)	Jim Riddle(4)
Jim Stiger(3)	FS Warren Livingston
FB Don Perkins(10)	
Amos Bullocks(3)	



## 1964 ★ DALLAS COWBOYS STATISTICS ★ 1964

RECORD: 5-8-1  
FIFTH PLACE, EASTERN CONFERENCE  
HEAD COACH: TOM LANDRY

Date	W/L	Score	Opponent	Air.
9/12	L	6-16	ST. LOUIS	36,605
9/20	W	24-18	WASHINGTON	25,158
9/27	L	17-23	@ Pittsburgh	35,594
10/4	L	6-27	@ Cleveland	72,062
10/11	T	13-13	NEW YORK	33,324
10/18	L	16-20	CLEVELAND	37,456
10/25	W	31-13	@ St. Louis	28,253
11/1	W	24-10	@ Chicago	47,527
11/8	W	31-21	@ New York	63,031
11/15	L	14-17	PHILADELPHIA	55,972
11/22	L	16-28	@ Washington	49,219
11/29	L	21-45	GREEN BAY	44,975
12/6	L	14-24	@ Philadelphia	60,671
12/13	W	17-14	Pittsburgh	35,271

## TEAM STATISTICS DALLAS OPP

FIRST DOWNS	230	211
Rushing	89	71
Passing	119	121
Penalty	22	19
Third Down-Made/Att.	65/199	65/201
Third Down Efficiency	32.7	32.3
Fourth Down-Made/Att.	8/14	7/14
TOTAL NET YARDS	3,704	3,750
Avg. Per Game	264.6	267.9
Total Plays	893	860
Avg. Per Play	4.1	4.4
NET YARDS RUSHING	1,691	1,504
Avg. Per Game	120.8	107.4
Total Rushes	421	438
Avg. Per Rush	4.0	3.4
NET YARDS PASSING	2,013	2,246
Sacked/Yards Lost	68/503	45/325
Gross Yards	2,516	2,571
Attempts/Completions	404/192	377/172
Pct. of Completions	47.5	45.6
Had Intercepted	24	18
PUNTS/AVERAGE	78/38.9	80/43.5
Net Punting Average	34.4	33.5
PUNT RET./AVG.	40/11.5	19/2.6
KICKOFF RET./AVG.	46/24.0	50/21.6
INT./AVG. RET.	18/17.6	24/15.0
PENALTIES/YARDS	97/952	75/781
FUMBLES/BALL LOST	39/19	26/20
TOUCHDOWNS	30	34
Rushing	15	6
Passing	10	22
Returns	5	6
EXTRA POINTS/ATTEMPTS	28/29	32/34
FIELD GOALS/ATTEMPTS	14/29	17/28

RUSHING	ATT	YDS	AVG	LG	TD
Perkins	174	768	4.6	59	6
Marsh	100	401	4.0	28	2
Stiger	68	280	4.1	64	1
Dunn	26	103	4.0	141	1
Meredith	32	81	2.5	17	4
Clarke	10	46	4.6	21	0
Folkens	1	9	9.0	9	0
Roach	8	9	1.1	11	0
Lothridge	2	-6	-3.0	21	1

COWBOYS	421	1,691	4.0	64	15
Opponents	438	1,504	3.4	711	6

RECEIVING	NO	YDS	AVG	LG	TD
Clarke	65	973	15.0	49	5
McDonald	46	612	13.3	48	2
Norman	24	311	13.0	37	2
Perkins	15	155	10.3	37	0
Marsh	15	131	8.7	32	0
Dial	11	178	17.1	41	1
Stiger	9	85	9.4	31	0
Folkens	5	41	8.2	11	0
Dunn	2	30	15.0	18	0

COWBOYS	192	2,516	13.1	49	10
Opponents	172	2,571	14.9	59	22

INTERCEPTIONS	NO	YDS	AVG	LG	TD
Renfro	7	110	15.7	39	1
Ridlon	4	121	30.3	74	1
Howley	2	27	13.5	21	0
Tubbs	2	27	13.5	26	0
Livingston	1	27	27.0	27	0
Jordan	1	3	3.0	3	0
Edwards	1	1	1.0	1	0

COWBOYS	18	316	17.6	74	2
Opponents	24	345	15.0	54	4

PUNTING	NO	YDS	AVG	TB	IN	20	LG	BL	NET
Lothridge	62	2,501	40.3	7	12	75	1	35	8
Folkens	15	497	33.1	0	3	48	0	28	3
Howley	1	37	37.0	0	0	37	0	37	0

COWBOYS	78	3,035	38.9	7	15	75	1	34	4
Opp.	80	3,478	43.5	9	17	74	0	33	5

PUNT RETURNS	NO	FC	YDS	AVG	LG	TD
Renfro	32	9	418	13.1	69	1
McDonald	2	2	17	8.5	9	0
Gaechter	5	1	24	4.8	16	0
Stiger	1	4	0	0.0	0	0

COWBOYS	40	16	459	11.5	69	1
Opponents	19	29	52	2.6	24	0

KICKOFF RETURNS	NO	YDS	AVG	LG	TD
Renfro	40	1,017	25.4	65	0
Dunn	2	33	16.5	18	0
Gaechter	1	31	31.0	31	0
Bullocks	1	19	19.0	19	0
Marsh	1	2	2.0	2	0
Folkens	1	0	0.0	0	0

COWBOYS	46	1,102	24.0	65	0
Opponents	50	1,081	21.6	60	0

SCORE BY QUARTERS	1	2	3	4	OT	T
COWBOYS	60	74	37	79	0	250
Opponents	47	81	62	99	0	289

FIELD GOALS	7-19	20-29	30-39	40-49	50+
Van Raaphorst	6-9	2-3	4-6	2-9	0-2
COWBOYS	6-9	2-3	4-6	2-9	0-2
Opponents	3-4	2-3	8-9	4-11	0-1

Van Raaphorst: (1), (48M, 15, 40M), (16), (25B, 19B), (50M, 19, 16, 40M, 35M), (34, 20, 37), (20), (41, 49M), (52M, 43), (47M, 16M, 48M), (39M, 15, 32, 12M, 38), (1), (1), (10, 48M)

Opponents: (37, 50M, 41, 32), (31, 41, 32), (36, 49M, 30M), (19, 21), (1), (34, 30, 47M), (39, 49M, 16), (12, 48M), (1), (43), (47M, 40M, 7B), (25, 29M), (42M, 48), (1)

SCORING	TDR	TDP	TDR1	FG	PAT	S	TP
Van Raaphorst	0	0	0	14/29	28/29	0	70
Perkins	6	0	0	0/0	0/0	0	36
Clarke	0	5	0	0/0	0/0	0	30
Meredith	4	0	0	0/0	0/0	0	24
Marsh	2	0	0	0/0	0/0	0	12
McDonald	0	2	0	0/0	0/0	0	12
Norman	0	2	0	0/0	0/0	0	12
Ridlon	0	0	2a	0/0	0/0	0	12
Renfro	0	0	2b	0/0	0/0	0	12
Stiger	1	1	0	0/0	0/0	0	12
Dunn	1	0	0	0/0	0/0	0	6
Livingston	0	0	1c	0/0	0/0	0	6
Lothridge	1	0	0	0/0	0/0	0	6
COWBOYS	15	10	5	14/29	28/29	0	250
Opponents	6	22	6*	17/28	32/34	1+	289

a 74 interception return vs. N.Y. Giants (11/8)  
63 fumble return vs. Philadelphia (12/6)  
b 39 interception return vs. Washington (9/20)  
69 punt return vs. Green Bay (11/29)  
c 17 fumble return vs. Green Bay (11/29)  
\* Parish 54 interception return vs. Cleveland (10/18)  
Reger 6 interception return vs. Washington (11/22)  
Krause 35 interception return vs. Washington (11/22)  
Jordan 60 fumble return vs. Green Bay (11/29)  
Aldridge 29 fumble return vs. Green Bay (11/29)  
Scarpatti interception return vs. Philadelphia (12/6)  
+ Edwards fumble recovery in end zone vs. Washington (9/20)

## USUAL STARTERS

WR	Tommy McDonald	LE	George Andrie
LT	Tony Liscio	LT	Jim Colvin
LG	Craig Kupp(10)	RT	Bob Lilly
	Joe Bob Isbell(4)	RE	Larry Stephens
C	Mike Connelly	LLB	Chuck Howley(9)
RG	Joe Bob Isbell(6)		Dave Edwards(4)
	Ray Schoenke(4)	MLB	Ray Tubbs
	Dave Manders(3)	RLB	Lee Roy Jordan
RT	Ray Schoenke(6)	LCB	Cornell Green
	Bob Fry(5)	RCB	Don Bishop(7)
TE	Pettis Norman		Warren Livingston(7)
WR	Frank Clarke	SS	Jim Ridlon(10)
QB	Don Meredith(10)		Mike Gaechter (4)
	John Roach(4)	FS	Mel Renfro
RB	Jim Stiger(8)		
	Amos Marsh(5)		
FB	Don Perkins		

PASSING	ATT	COMP	YDS	PCT	ATT	AVG	PCT	INT	PCT	LG	SKS/YDS	RATING
Meredith	323	158	2,143	48.9	6.63	9	2.8	16	5.0	49	58/416	59.0
Roach	68	32	349	47.1	5.13	1	1.5	6	8.8	37	10/87	31.1
Lothridge	9	2	24	22.2	2.66	0	0.0	2	22.2	13	0/0	0.0
Clarke	1	0	0	0.0	0.00	0	0.0	0	0.0	0	0/0	39.6
Stiger	1	0	0	0.0	0.00	0	0.0	0	0.0	0	0/0	39.6
Dunn	2	0	0	0.0	0.00	0	0.0	0	0.0	0	0/0	39.6
COWBOYS	404	192	2,516	47.5	6.23	10	2.5	24	5.9	49	68/503	51.4
Opponents	377	172	2,571	45.6	6.82	22	5.8	18	4.8	59	45/325	68.1



## 1965 ★ DALLAS COWBOYS STATISTICS ★ 1965

RECORD: 7-7  
SECOND PLACE, EASTERN CONFERENCE  
HEAD COACH: TOM LANDRY

Date	W/L	Score	Opponent	Ail.
9/9	W	31-2	NEW YORK	59,366
9/26	W	27-7	WASHINGTON	61,577
10/4	L	13-20	@ St. Louis	32,034
10/10	L	24-35	PHILADELPHIA	56,249
10/17	L	17-23	@ Cleveland	80,451
10/24	L	3-13	@ Green Bay	48,311
10/31	L	13-22	@ Pittsburgh	37,804
11/7	W	39-31	SAN FRANCISCO	39,677
11/14	W	24-17	PITTSBURGH	57,293
11/21	L	17-24	CLEVELAND	76,251
11/28	L	31-34	@ Washington	50,205
12/5	W	21-19	@ Philadelphia	54,714
12/11	W	27-13	ST. LOUIS	38,499
12/19	W	38-20	@ New York	62,871

PLAYOFF BOWL GAME  
(Miami)  
1/9/66 L 3-35 Baltimore 65,569

TEAM STATISTICS	DALLAS	OPP
FIRST DOWNS	211	240
Rushing	87	80
Passing	108	138
Penalty	16	22
Third Down-Made/Att.	61/180	76/204
Fourth Down Efficiency	33.9	37.2
Fourth Down-Made/Att.	11/14	3/11
TOTAL NET YARDS	3,995	4,192
Avg. Per Game	285.4	299.4
Total Plays	833	885
Avg. Per Play	4.8	4.7
NET YARDS RUSHING	1,608	1,444
Avg. Per Game	114.9	103.1
Total Rushes	416	422
Avg. Per Rush	3.9	3.4
NET YARDS PASSING	2,387	2,748
Sacked/Yards Lost	55/369	39/315
Gross Yards	2,756	3,063
Interceptions/Completions	362/168	424/205
Pct. of Completions	46.4	48.3
Had Intercepted	18	18
PUNTS/AVERAGE	73/41.3	71/42.9
Net Punting Average	37.2	36.8
PUNT RET./AVG.	39/8.0	26/5.3
KICKOFF RET./AVG.	43/27.1	63/19.3
INT./AVG. RET.	18/11.0	18/14.7
PENALTIES/YARDS	78/710	50/483
FUMBLES/BALL LOST	31/17	37/20
TOUCHDOWNS	40	33
Rushing	8	13
Passing	25	17
Returns	7	3
EXTRA POINTS/ATTEMPTS	37/40	29/33
FIELD GOALS/ATTEMPTS	16/27	17/30

RUSHING	ATT	YDS	AVG	LG	TD
Perkins	177	690	3.9	43	0
Smith	86	295	3.4	24	2
Meredith	35	247	6.9	22	1
Dunn	54	171	3.2	12	2
Reeves	33	102	3.1	13	2
Clarke	8	58	7.3	21	0
Stiger	11	50	4.5	16	0
Rhime	4	11	2.8	16	0
Whitfield	1	0	0.0	0	0
Hayes	4	-8	-2.0	11	1
Morton	3	-8	-2.7	5	0
COWBOYS	416	1,608	3.9	43	8
Opponents	422	1,444	3.4	29	13

RECEIVING	ATT	YDS	AVG	LG	TD
Hayes	46	1003	21.8	82	12
Clarke	41	682	16.6	53	4
Dial	17	283	16.7	46	1
Gent	16	233	14.6	20	2
Perkins	14	142	10.2	27	0
Norman	11	110	10.0	21	3
Reeves	9	210	23.3	47	1
Dunn	8	74	9.3	22	1
Smith	5	10	2.0	5	1
Stiger	1	9	9.0	9	0
COWBOYS	168	2,756	16.4	82	25
Opponents	205	3,063	15.0	72	17

INTERCEPTIONS	NO	YDS	AVG	LG	TD
Green	3	49	16.3	43	0
Livingston	3	5	1.7	5	0
Logan	3	5	1.7	3	0
Renfro	2	92	46.0	90	1
Gaechter	2	21	10.5	19	0
Tubbs	2	9	4.5	8	0
Edwards	2	0	0.0	0	0
Lilly	1	17	17.0	17	1
COWBOYS	18	198	11.0	90	2
Opponents	18	265	14.7	48	0

PUNTING	NO	YDS	AVG	TB IN20	LG	BL	NET
Villanueva	60	2,505	41.8	8	12	58	0 37.9
Ridgway	13	510	39.2	0	3	44	0 34.1
COWBOYS	73	3,015	41.3	8	15	58	0 37.2
Opp.	71	3,043	42.9	6	20	64	1 36.8

PUNT RETURNS	NO	FC	YDS	AVG	LG	TD
Renfro	24	4	145	6.0	35	0
Hayes	12	2	153	12.8	47	0
Stiger	3	1	14	4.7	13	0
COWBOYS	39	7	312	8.0	47	0
Opponents	26	24	139	5.3	67	0

KICKOFF RETURNS	NO	YDS	AVG	LG	TD
Renfro	21	630	30.0	100	1
Hayes	17	450	26.5	66	0
Reeves	2	45	22.5	24	0
Stiger	2	28	14.0	17	0
Neely	1	13	13.0	13	0
COWBOYS	43	1,166	27.1	100	1
Opponents	63	1,229	19.3	50	0

SCORE BY QUARTERS	1	2	3	4	OT	T
COWBOYS	78	97	44	106	0	325
Opponents	65	75	79	61	0	280

FIELD GOALS	7-19	20-29	30-39	40-49	50+
Villanueva	6-8	5-6	4-6	1-7	0-0
COWBOYS	6-8	5-6	4-6	1-7	0-0
Opponents	6-7	4-6	3-10	4-6	0-10

Villanueva: (41), (43M, 27, 47M, 7), (28, 19), (42M, 35), (16), (20), (32M), (16, 37B, 34), (33, 46M), (10), (25M, 29, 45M, 44B), (19B, 41M), (31, 14), (25)

Opponents: (1), (51B, 37, 28), (31B), (48, 47B, 16, 19, 20M), (44, 22), (33M, 18), (10, 25B), (32), (46, 37B), (35B), (33, 19, 34M, 27, 37B, 20, 19B), (18, 41), (33M, 42B)

SCORING	TDR	TDP	TDR1	FG	PAT	S	TP
Villanueva	0	0	0	37/38	16/27	0	85
Hayes	1	12	0	0/0	0/0	0	78
Clarke	0	4	0	0/0	0/0	0	24
Dunn	2	1	0	0/0	0/0	0	18
Norman	0	3	0	0/0	0/0	0	18
Reeves	2	1	0	0/0	0/0	0	18
Smith	2	1	0	0/0	0/0	0	18
Gent	0	2	0	0/0	0/0	0	12
Renfro	0	0	2a	0/0	0/0	0	12
Andre	0	0	1b	0/0	0/0	0	6
Dial	0	1	0	0/0	0/0	0	6
Gaechter	0	0	1c	0/0	0/0	0	6
Green	0	0	1d	0/0	0/0	0	6
Lilly	0	0	1e	0/0	0/0	0	6
Logan	0	0	1f	0/0	0/0	0	6
Meredith	1	0	0	0/0	0/0	0	6
COWBOYS	8	25	7	37/40	16/27	0	325
Opponents	13	17	3*	29/33	17/30	1+	280

a 90 interception return vs. St. Louis (10/4)

100 kickoff return vs. San Francisco (11/7)

b fumble recovery in end zone vs. San Francisco (11/7)

c 60 field goal return vs. Washington (11/28)

d 5 fumble return vs. Washington (11/28)

e 17 interception return vs. San Francisco (11/7)

f 60 field goal return vs. N.Y. Giants (12/19)

\* Tarasovic 62 fumble return vs. Philadelphia (10/10)

Folkins 15 fumble return vs. Pittsburgh (11/14)

Kelly 67 punt return vs. Cleveland (11/21)

+ Dallas high snap in end zone vs. N.Y. Giants (9/19)

## USUAL STARTERS

WR Bob Hayes	LE Maury Youmans
LT Jim Boeke	LT Jim Colvin
LG Craig Kupp	RT Bob Lilly
C Dave Manders	RE George Andrie
RG Leon Donohue	LLB Chuck Howley
RT Ralph Neely	MLB Jerry Tubbs
TE Frank Clarke	RFB Dave Edwards
WR Buddy Dial(7)	LCB Cornell Green
Pete Gent(7)	RCB Warren Livingston
QB Don Meredith	SB Ossie Logan(9)
RB Perry Lee Dunn(7)	Mike Gaechter(5)
Dan Reeves(4)	FS Mel Renfro
J.D. Smith(3)	
FB Don Perkins	

PASSING	ATT	COMP	YDS	PCT	AVG	TD	PCT	INT	PCT	INT	LG	SKS/YDS	RATING
Meredith	305	141	2,415	46.2	7.92	22	7.2	13	4.3	65	38/257	79.9	
Morton	34	17	173	50.0	5.09	2	2.9	4	5.7	49	10/68	45.0	
Rhime	21	9	157	42.9	7.48	1	4.8	1	4.8	82	7/44	65.0	
Reeves	2	1	11	50.0	5.50	0	0.0	0	0.0	11	0/0	66.7	
COWBOYS	362	168	2,756	46.4	7.61	25	6.9	18	5.0	82	55/369	74.8	
Opponents	424	205	3,063	48.3	7.22	17	4.0	18	4.2	72	39/315	68.2	



## 1966 ★ DALLAS COWBOYS STATISTICS ★ 1966

RECORD: 10-3-1  
FIRST PLACE, EASTERN CONFERENCE  
HEAD COACH: TOM LANDRY

Date	W/L	Score	Opponent	Att.
9/18	W	52-7	NEW YORK	60,010
9/25	W	28-17	MINNESOTA	64,116
10/2	W	47-14	@ Atlanta	56,990
10/9	W	56-7	PHILADELPHIA	69,372
10/16	T	10-10	@ St. Louis	50,673
10/23	L	21-30	@ Cleveland	84,721
10/30	W	52-21	PITTSBURGH	58,453
11/6	L	23-24	@ Philadelphia	60,658
11/13	W	31-30	@ Washington	50,927
11/20	W	20-7	@ Pittsburgh	42,185
11/24	W	26-14	CLEVELAND	80,259
12/4	W	31-17	ST. LOUIS	76,965
12/11	L	31-34	WASHINGTON	64,198
12/18	W	17-7	@ New York	62,735

## CHAMPIONSHIP GAME

1/1/67 L 27-34 Green Bay 75,504

TEAM STATISTICS	DALLAS	OPP
FIRST DOWNS	287	221
Rushing	124	64
Passing	139	140
Penalty	24	17
Third Down-Made/Att.	68/188	72/213
Third Down Efficiency	36.1	33.8
Fourth Down-Made/Att.	7/12	4/14
TOTAL NET YARDS	5,145	3,558
Avg. Per Game	367.5	254.1
Total Plays	926	873
Avg. Per Play	5.6	4.1
NET YARDS RUSHING	2,122	1,176
Avg. Per Game	151.6	84.0
Total Rushes	471	356
Avg. Per Rush	4.5	3.3
NET YARDS PASSING	3,023	2,382
Sacked/Yards Lost	42/308	60/420
Gross Yards	3,331	2,802
Attempts/Completions	413/214	457/212
Pct. of Completions	51.8	46.4
Had Intercepted	14	17
PUNTS/AVERAGE	65/39.2	79/42.4
Net Punting Average	36.7	38.4
PUNT RET./AVG.	41/6.3	26/4.2
KICKOFF RET./AVG.	44/22.9	78/21.8
INT./AVG. RET.	17/17.8	14/19.6
PENALTIES/YARDS	83/824	63/778
FUMBLES/BALL LOST	23/10	23/14
TOUCHDOWNS	56	29
Rushing	24	6
Passing	27	17
Returns	5	6
EXTRA POINTS/ATTEMPTS	56/56	29/29
FIELD GOALS/ATTEMPTS	17/31	12/31

RUSHING	ATT	YDS	AVG	LG	TD
Reeves	175	757	4.3	67	8
Perkins	186	726	3.9	24	8
Meredith	38	242	6.4	22	5
Shy	17	118	6.9	68	1
Garrison	16	62	3.9	13	1
Renfro	8	52	6.5	27	0
Morton	7	50	7.1	12	0
Clarke	8	49	6.1	26	0
Rhyme	7	37	5.4	11	0
Villanueva	1	23	23.0	23	0
Smith	7	7	1.0	2	1
Hayes	1	-1	0.0	0	0
COWBOYS	471	2,122	4.5	68	24
Opponents	356	1,176	3.3	41	6

RECEIVING	NO	YDS	AVG	LG	TD
Hayes	64	1232	19.3	95	13
Reeves	41	557	13.6	51	8
Gent	27	474	17.6	84	1
Clarke	26	355	13.7	33	4
Perkins	23	231	10.0	39	0
Dial	14	252	18.0	39	1
Norman	12	144	12.0	31	0
Renfro	4	65	16.3	42	0
Garrison	2	18	9.0	17	0
Smith	1	3	3.0	3	0
COWBOYS	214	3,331	15.6	95	27
Opponents	212	2,802	13.2	78	17

INTERCEPTIONS	NO	YDS	AVG	LG	TD
Green	4	88	22.0	41	1
Gaechter	3	28	9.3	23	0
Renfro	2	57	28.5	33	0
Logan	2	44	22.0	22	1
Livingston	2	13	6.5	13	0
Jordan	1	49	49.0	49	1
Edwards	1	12	12.0	12	0
Andrie	1	6	6.0	6	1
Tubbs	1	6	6.0	6	0
COWBOYS	17	303	17.8	49	3
Opponents	14	274	19.6	58	1

PUNTING	NO	YDS	AVG	TB20	LG	BL	NET
Villanueva	65	2,551	39.2	3	14	58	1
COWBOYS	65	2,551	39.2	3	14	58	1
Opp.	79	3,349	42.4	3	21	67	0

PUNT RETURNS	NO	FC	YDS	AVG	LG	TD
Renfro	21	6	123	5.9	38	0
Hayes	17	4	106	6.2	18	0
Howley	1	0	30	30.0	30	0
Reeves	2	2	-1	-0.5	14	0
COWBOYS	41	12	258	6.3	38	0
Opponents	26	26	108	4.3	67	1

KICKOFF RETURNS	NO	YDS	AVG	LG	TD
Renfro	19	487	25.6	87	1
Garrison	20	445	22.0	35	0
Reeves	3	56	18.7	21	0
Neely	2	18	9.0	13	0
COWBOYS	44	1,006	22.8	87	1
Opponents	78	1,699	21.8	93	3

PASSING	ATT	COMP	YDS	PCT	AVG	ATT	TD	PCT	INT	PCT	INT	LG	SKS/YDS	RATING
Meredith	344	177	2,805	51.5	8.15	24	7.0	12	3.5	95	37/261	79.9		
Rhyme	36	21	253	58.3	7.03	0	0.0	1	2.8	47	4/39	45.0		
Morton	27	13	225	48.1	8.33	3	11.1	1	3.7	41	1/8	65.0		
Reeves	6	3	48	50.0	8.00	0	0.0	0	0.0	29	0/0	66.7		
COWBOYS	413	214	3,331	51.8	8.07	27	6.5	14	3.4	95	42/308	74.8		
Opponents	457	212	2,802	46.4	6.13	17	3.7	17	3.7	78	60/420	63.1		

SCORE BY QUARTERS	1	2	3	4	OT	T
COWBOYS	78	128	101	138	0	445
Opponents	50	79	62	48	0	239

FIELD GOALS	7-19	20-29	30-39	40-49	50+
Villanueva	9-9	1-8	5-6	1-8	0-0
COWBOYS	9-9	1-8	5-6	1-8	0-0
Opponents	1-2	5-6	4-12	2-9	0-2

Villanueva: (12), (42M), (22), (45M), (17,47M,33M), (49M), (49M,12), (21,28M,14,42), (20), (34M,38M,27,37), (11,31,12,13), (31M), (42,26), (45M,29M,37M,10), (47M), (23,50M,45M,33M), (1), (1), (36M, 27,36M), (39,30,47,39M), (1), (31,49M), (35,33,11), (1), (28M,31M,208), (25,50M, 34M,40M), (44M,47M,42,29), (12B, 39M,47M)

SCORING	TDR	TDP	TDR	FG	PAT	S	TP
Villanueva	0	0	0	17/31	56/56	0	107
Reeves	8	8	0	0/0	0/0	0	96
Hayes	0	13	0	0/0	0/0	0	78
Perkins	8	0	0	0/0	0/0	0	48
Meredith	5	0	0	0/0	0/0	0	30
Clarke	0	4	0	0/0	0/0	0	24
Andrie	0	0	1a	0/0	0/0	0	6
Dial	0	1	0	0/0	0/0	0	6
Garrison	1	0	0	0/0	0/0	0	6
Gent	0	1	0	0/0	0/0	0	6
Green	0	0	1b	0/0	0/0	0	6
Howley	0	0	1c	0/0	0/0	0	6
Jordan	0	0	1d	0/0	0/0	0	6
Renfro	0	0	1e	0/0	0/0	0	6
Shy	1	0	0	0/0	0/0	0	6
Smith	1	0	0	0/0	0/0	0	6
COWBOYS	24	27	5	17/31	56/56	1+	445
Opponents	6	17	6*	12/31	29/29	0	239

a 6 interception return vs. N.Y. Giants (12/18)  
b 41 interception return vs. N.Y. Giants (9/18)  
c 97 fumble return vs. Atlanta (10/2)  
d 49 interception return vs. Pittsburgh (10/30)  
e 87 kickoff return vs. Pittsburgh (10/30)  
+ Townes tackled Johnson in end zone vs. Atlanta (10/2)  
\* Woodson 56 interception return vs. Pittsburgh (10/30)  
Butler 93 kickoff return vs. Pittsburgh (10/30)  
Brown 93 kickoff return vs. Philadelphia (11/6)  
Brown 90 kickoff return vs. Philadelphia (11/6)  
Martin 40 punt return vs. Philadelphia (11/6)  
Roger recovered blocked punt in end zone vs. Washington (12/11)

## USUAL STARTERS

WR Bob Hayes	LE Willie Townes(8)
LT Jim Boeke(10)	Larry Stephens(6)
Tony Lisco(4)	LT Jim Colvin
LG Tony Lisco(10)	RT Bob Lilly
John Niland(4)	RE George Andrie
C Dave Manders	LLB Chuck Howley
RG Leon Donohue	MLB Lee Roy Jordan
RT Ralph Neely	RLB Dave Edwards
TE Pettis Norman	LCB Cornell Green
WR Pete Gent(10)	RCB Warren Livingston
Buddy Dial(3)	SS Mike Gaechter
QB Don Meredith	FS Mel Renfro(8)
RB Dan Reeves	Obert Logan(6)
FB Don Perkins	



RECORD: 9-5  
FIRST PLACE, CAPITOL DIVISION  
HEAD COACH: TOM LANDRY

1967 EASTERN CHAMPIONSHIP GAME		
12/24	W 52-14	CLEVELAND 70,786
PLAYOFF BOWL GAME		
12/31	L 17-21	@ Green Bay 50,861

PASSING	ATT	COMP	YDS	PCT	AVG	TD	PCT	INT	PCT	LG	SKS/YDS	RATING
Meredith	255	128	1,834	50.2	7.19	16	6.3	16	6.3	60	21/143	68.6
Morton	137	69	987	50.4	7.20	10	7.3	10	7.3	64t	17/125	67.8
Rhyme	18	9	86	50.0	4.78	0	0.0	1	5.5	19	4/26	40.3
Reeves	7	4	195	57.1	27.86	2	28.6	1	14.3	41	0/0	101.8
COWBOYS	417	210	3,093	50.4	7.42	28	6.7	28	6.7	64t	42/294	69.4
Opponents	482	260	3,167	53.9	6.52	21	4.4	29	6.0	67t	45/377	63.9

TD	PCT TD	INT	PCT INT	LG	SKS/YDS	RATING
16	6.3	16	6.3	60	21/143	68.6
10	7.3	10	7.3	64t	17/125	67.8
0	0	1	5.5	19	4/26	40.3
2	28.6	1	14.3	41	0/0	101.8
28	6.7	28	6.7	64t	42/294	69.4
21	4.4	29	6.0	67	45/377	63.9

- a 69 punt return vs. St. Louis (11/23)
- b 26 interception return vs. Baltimore (12/3)
- c 28 interception return vs. Cleveland (9/17)
- d 33 interception return vs. Atlanta (11/5)
- \* Pugh tackled Johnson in end zone vs. Atlanta (11/5)
- Jordan tackled Roland in end zone vs. St. Louis (11/23)
- \* Meador 30 interception return vs. Los Angeles (10/1)
- Whitsett 26 interception return vs. New Orleans (10/15)
- Scarpatti 67 interception return vs. Philadelphia (12/10)

WR	Bob Hayes	LE	Willie Townes
LT	Tony Liscio	LT	Jethro Pugh
LG	John Niland	RT	Bob Lilly
C	Mike Connelly	RE	George Andrie
RG	Leon Donohue	MLB	Chuck Howley
RT	Ralph Neely	MLB	Lee Roy Jordan
TE	Pettis Norman	RLB	Dave Edwards
WR	Lance Rentzel	RCB	Cornell Green
QB	Dan Meredith(11)	RCB	Mike Johnson
	Craig Morton(3)	SS	Mike Gaechter
RB	Dan Reeves	FS	Mel Renfro(8)
FB	Dan Perkins		Obert Logan(4)



## 1968 ★ DALLAS COWBOYS STATISTICS ★ 1968

RECORD: 12-2  
FIRST PLACE CAPITAL DIVISION  
HEAD COACH: TOM LANDRY

Date	W/L	Score	Opponent	Air.
9/15	W	59-13	DETROIT	61,822
9/22	W	28-7	CLEVELAND	68,733
9/29	W	45-13	@ Philadelphia	60,858
10/6	W	27-10	@ St. Louis	48,296
10/13	W	34-14	PHILADELPHIA	72,083
10/20	W	20-7	@ Minnesota	47,644
10/28	L	17-28	GREEN BAY	74,604
11/3	W	17-3	@ New Orleans	84,728
11/10	L	21-27	NEW YORK	72,163
11/17	W	44-24	@ Washington	50,816
11/24	W	34-3	@ Chicago	46,667
11/28	W	29-20	WASHINGTON	66,076
12/8	W	28-7	PITTSBURGH	55,069
12/15	W	28-10	@ New York	62,617

1968 EASTERN CHAMPIONSHIP GAME  
12/21 L 20-31 @ Cleveland 81,497

## PLAYOFF BOWL GAME

(Miami)

1/5/69 W 17-13 Minnesota 22,961

TEAM STATISTICS	DALLAS	OPP
FIRST DOWNS	297	202
Rushing	135	61
Passing	143	123
Penalty	19	18
Third Down-Made/Att.	87/188	66/193
Third Down Efficiency	46.3	34.2
Fourth Down-Made/Att.	6/6	6/19
TOTAL NET YARDS	5,117	3,633
Avg. Per Game	365.5	259.5
Total Plays	913	863
Avg. Per Play	5.6	4.2
NET YARDS RUSHING	2,091	1,195
Avg. Per Game	149.4	85.4
Total Rushes	480	369
Avg. Per Rush	4.4	3.2
NET YARDS PASSING	3,026	2,438
Sacked/Yards Lost	34/269	51/400
Gross Yards	3,295	2,838
Attempts/Completions	399/217	428/220
Pct. of Completions	54.4	51.4
Had Intercepted	18	26
PUNTS/AVERAGE	59/40.9	77/40.4
Net Punting Average	36.4	33.7
PUNT RET./AVG.	30/13.5	25/5.1
KICKOFF RET./AVG.	39/21.6	68/19.5
INT./AVG. RET.	26/10.6	18/20.5
PENALTIES/YARDS	77/751	54/657
FUMBLES/BALL LOST	21/15	21/15
TOUCHDOWNS	54	23
Rushing	22	2
Passing	25	20
Returns	7	1
EXTRA POINTS/ATTEMPTS	54/54	21/23
FIELD GOALS/ATTEMPTS	17/29	9/22

RUSHING	ATT	YDS	AVG	LG	TD
Perkins	191	836	4.4	28	4
Baynham	103	438	4.3	22	5
Garrison	45	271	5.9	22	5
Shy	64	179	2.8	17	1
Reeves	40	178	4.5	25	4
Meredith	22	123	5.6	16	1
Norman	4	51	12.8	26	0
Morton	4	28	7.0	12	2
Hayes	4	2	0.5	0	0
Gent	2	-5	-2.5	-5	0

COWBOYS	480	2,071	4.4	28	22
Opponents	369	1,195	3.2	27	2

RECEIVING	NO	YDS	AVG	LG	TD
Rentzel	54	1,009	18.7	65	6
Hayes	53	909	17.2	54	10
Baynham	29	380	13.1	40	3
Norman	18	204	11.3	34	1
Perkins	17	180	11.1	24	2
Gent	16	194	12.1	22	0
Shy	10	105	10.5	41	0
Garrison	7	111	15.9	53	0
Reeves	7	84	12.0	21	1
Homan	4	92	23.0	36	1
Wright	1	15	15.0	15	1
Randle	1	12	12.0	12	0

COWBOYS	217	3,296	15.2	65	25
Opponents	220	2,838	12.9	80	20

INTERCEPTIONS	NO	YDS	AVG	LG	TD
Howley	6	115	19.2	58	1
Green	4	73	18.3	55	1
Gaechter	3	23	7.6	17	0
Jordan	3	17	5.7	7	0
Johnson	3	3	1.0	3	0
Renfro	3	5	1.7	5	0
Daniels	2	25	12.5	17	0
Simmons	1	8	8.0	8	0
Cole	1	5	5.0	5	1

COWBOYS	26	275	10.6	58	3
Opponents	18	335	20.5	89	1

PUNTING	NO	YDS	AVG	TB IN 20	LG	BL	NET
Widby	59	2,415	40.9	7	17	84	0 36.4
COWBOYS	59	2,415	40.9	7	17	84	0 36.4
Opp.	77	3,119	40.4	6	22	57	0 33.7

PUNT RETURNS	NO	FC	YDS	AVG	LG	TD
Hayes	15	9	312	20.8	90	2
Rentzel	14	12	93	6.6	27	0
Homan	1	0	0	0.0	0	0
Gaechter	0	1	0	0.0	0	0

COWBOYS	30	23	405	13.5	90	2
Opponents	25	16	128	5.1	48	0

KICKOFF RETURNS	NO	YDS	AVG	LG	TD
Baynham	23	590	25.7	40	0
Daniels	9	193	21.5	32	0
Neely	3	17	5.6	9	0
Homan	2	21	10.5	21	0
Hayes	1	20	20.0	20	0
Norman	1	0	0.0	0	0

COWBOYS	39	843	21.6	40	0
Opponents	68	1,326	19.5	53	0

SCORE BY QUARTERS	1	2	3	4	OT	T
COWBOYS	72	133	85	141	0	431
Opponents	19	68	59	40	0	186

FIELD GOALS	7-19	20-29	30-39	40-49	50+
Clark	6-6	7-8	1-6	2-6	1-3

COWBOYS	6-6	7-8	1-6	2-6	1-3
Opponents	3-3	3-3	3-11	0-4	0-1

Clark (52M,16.46M),(33M),(26),(14.50),(35M,26.21),(12.21,53M),(16.47M),(20),(1),45,34,13),(34M,21.29M,31M,38M,49.47M),(18,25),(48M),(1)  
Opponents: (48M,36B),(23,13),(32,35M),(47M),(31B,45B),(37M),(57M,37M,38),(25,10),(37),(21,34M),(1),(45M),(12,32M,32B)

SCORING	TDR	TD	TDRI	FG	PAT	S	TP
M. Clark	0	0	17/29	54/54	0	105	
Hayes	0	10	2a	0/0	0/0	0	72
Baynham	5	3	0	0/0	0/0	0	48
Perkins	4	2	0	0/0	0/0	0	36
Rentzel	0	6	0	0/0	0/0	0	36
Garrison	5	0	0	0/0	0/0	0	30
Reeves	4	1	0	0/0	0/0	0	30
Cole	0	0	2b	0/0	0/0	0	12
Morton	2	0	0	0/0	0/0	0	12
Green	0	0	1c	0/0	0/0	0	6
Homan	0	1	0	0/0	0/0	0	6
Howley	0	0	1d	0/0	0/0	0	6
Meredith	1	0	0	0/0	0/0	0	6
Shy	1	0	0	0/0	0/0	0	6
Townes	0	0	1e	0/0	0/0	0	8
Norman	0	1	0	0/0	0/0	0	2
Wright	0	1	0	0/0	0/0	0	6
Pugh	0	0	0	0/0	0/0	1	2

COWBOYS	22	25	7	17/29	54/54	1+431
Opponents	2	20	1*	9/22	21/23	0 186

a 90 punt return vs. Pittsburgh (12/8)  
63 punt return vs. N.Y. Giants (12/15)  
b 21 fumble return vs. Washington (11/17)  
5 interception return vs. Washington (11/28)  
c 55 interception return vs. Minnesota (10/20)  
d 35 interception return vs. Detroit (9/15)  
e 20 fumble return vs. Cleveland (9/22)  
+ Pugh forced fumble in end zone vs. Washington (11/28)  
\* Hanburger 30 interception return vs. Washington (11/17)

## USUAL STARTERS

WR	Bob Hayes	LE	Larry Cole(10)
LT	Tony Liscio		Willie Townes(4)
LG	John Niland	LT	Jethro Pugh
C	Malcolm Walker	RT	Bob Lilly
RG	John Wilbur	RE	George Andrie
TE	Ralph Neely	LLB	Chuck Howley
RT	Pettis Norman	MLB	Lee Roy Jordan
WR	Lance Rentzel	RLB	Dave Edwards
QB	Don Meredith	LCB	Cornell Johnson
RB	Craig Baynham(8)	RCB	Mike Johnson
	Dan Reeves(4)	SS	Mike Gaechter
FB	Don Perkins	FS	Mel Renfro(8)
			Dick Daniels(8)

PASSING	ATT	COMP	YDS	PCT	AVG	TD	PCT	INT	PCT	LG	SKS/YDS	RATING
Meredith	309	171	2,500	55.3	8.09	21	6.8	12	3.9	65	30/180	88.3
Morton	85	44	752	51.8	8.85	4	4.7	6	7.1	53	4/39	68.2
Reeves	4	2	43	50.0	10.75	0	0.0	0	0.0	24	0/0	101.8
Baynham	1	0	0	0.0	0.00	0	0.0	0	0.0	0	0/0	39.6
COWBOYS	399	217	3,295	54.4	8.26	25	6.3	18	4.5	65	34/269	84.1
Opponents	428	220	2,838	51.4	6.63	20	4.7	26	6.1	80	51/400	63.9



## 1969 ★ DALLAS COWBOYS STATISTICS ★ 1969

RECORD: 11-2-1  
FIRST PLACE CAPITAL DIVISION  
HEAD COACH: TOM LANDRY

Date	W/L	Score	Opponent	Att.
9/21	W	24-3	ST. LOUIS	62,134
9/28	W	21-17	@ New Orleans	79,567
10/5	W	38-7	@ Philadelphia	60,658
10/12	W	24-17	@ Atlanta	54,833
10/19	W	49-14	PHILADELPHIA	71,509
10/27	W	25-3	NEW YORK	58,964
11/2	L	10-42	@ Cleveland	84,850
11/9	W	33-17	NEW ORLEANS	68,282
11/16	W	41-28	@ Washington	50,474
11/23	L	23-24	@ Los Angeles	79,105
11/27	T	24-24	SAN FRANCISCO	62,348
12/7	W	10-7	@ Pittsburgh	24,990
12/13	W	27-10	BALTIMORE	63,191
12/21	W	20-10	WASHINGTON	56,924

1969 EASTERN CHAMPIONSHIP GAME  
12/28 L 14-38 CLEVELAND 69,321

PLAYOFF BOWL GAME  
(Miami)  
1/3/70 L 0-31 Los Angeles 31,151

TEAM STATISTICS	DALLAS	OPP
FIRST DOWNS	275	203
Rushing	133	52
Passing	125	141
Penalty	17	10
Third Down-Made/Att.	82/197	64/191
Third Down Efficiency	41.6	33.5
Fourth Down-Made/Att.	2/6	3/8
TOTAL NET YARDS	5,122	3,707
Avg. Per Game	365.9	264.8
Total Plays	931	826
Avg. Per Play	5.5	4.5
NET YARDS RUSHING	2,276	1,050
Avg. Per Game	162.6	75.0
Total Rushes	532	313
Avg. Per Rush	4.3	3.4
NET YARDS PASSING	2,846	2,657
Sacked/Yards Lost	44/366	55/452
Gross Yards	3,212	3,109
Attempts/Completions	355/189	458/235
Pct. of Completions	53.2	51.3
Had Intercepted	18	24
PUNTS/AVERAGE	63/43.3	82/42.2
Net Punting Average	37.2	37.7
PUNT RET./AVG.	38/7.2	43/7.1
KICKOFF RET./AVG.	36/19.9	64/19.4
INT./AVG. RET.	24/14.1	18/9.3
PENALTIES/YARDS	81/840	58/680
FUMBLES/BALL LOST	28/12	23/11
TOUCHDOWNS	44	28
Rushing	17	3
Passing	24	23
Returns	3	2
EXTRA POINTS/ATTEMPTS	43/44	28/28
FIELD GOALS/ATTEMPTS	20/36	9/25

RUSHING	ATT	YDS	AVG	LG	TD
Hill	204	942	4.6	55	8
Garrison	176	818	4.6	21	2
Reeves	59	173	2.9	12	4
Shy	42	154	3.7	23	1
Morton	16	62	4.0	15	1
Staubach	15	60	4.0	19	1
Welch	6	21	3.5	6	0
Norman	5	20	4.0	21	0
Hayes	4	17	4.3	6	0
Renzel	2	11	5.5	14	0
Baynham	3	-2	-0.6	2	0

COWBOYS	532	2,276	4.3	55	17
Opponents	313	1,050	3.4	25	3

RECEIVING	ATT	YDS	AVG	LG	TD
Renzel	43	969	22.3	75	12
Hayes	40	746	18.7	67	4
Hill	20	232	11.6	28	0
Reeves	18	187	10.4	29	1
Ditka	17	369	21.7	51	3
Norman	13	238	18.3	31	3
Garrison	13	131	10.1	25	0
Homan	12	240	20.0	66	0
Shy	8	124	15.5	49	1
Conrad	4	74	18.5	34	0
Wright	1	12	12.0	12	0

COWBOYS	189	3,212	17.0	75	24
Opponents	235	3,109	13.2	88	23

INTERCEPTIONS	NO	YDS	AVG	LG	TD
Rentfro	10	118	11.8	41	0
Gaechter	3	72	24.0	37	0
Jordan	2	38	19.0	38	0
Howley	2	37	18.5	28	0
P. Clark	2	2	1.0	2	0
Green	2	0	0.0	0	0
Cole	1	41	41.0	41	1
Brown	1	31	31.0	31	0
Edwards	1	0	0.0	0	0

COWBOYS	24	339	14.1	41	1
Opponents	18	167	9.3	56	1

PUNTING	NO	YDS	AVG	TB IN 20	LG	BL	RET
Widby	63	2,729	43.3	4	9	62	0 37.2
COWBOYS	63	2,729	43.3	4	9	62	0 37.2
Opp.	82	3,463	42.2	5	21	81	0 37.7

PUNT RETURNS	NO	FC	YDS	AVG	LG	TD
Hayes	18	5	179	9.9	50	0
Rentfro	15	7	80	5.3	34	0
Renzel	4	3	14	3.5	11	0
Johnson	1	0	0	0.0	0	0
COWBOYS	38	15	273	7.2	50	0
Opponents	43	7	305	7.1	28	0

KICKOFF RETURNS	NO	YDS	AVG	LG	TD
Flowers	11	238	20.8	30	0
Baynham	7	114	16.3	29	0
Welch	5	112	22.4	35	0
Hill	4	125	31.3	46	0
Hayes	3	80	26.7	46	0
Shy	3	47	15.6	26	0
Green	2	0	0.0	0	0
Garrison	1	2	2.0	2	0
COWBOYS	36	718	19.9	46	0
Opponents	64	1,242	19.4	60	0

SCORE BY	1	2	3	4	OT	T
QUARTERS						
COWBOYS	102	106	54	107	0	369
Opponents	62	64	48	49	0	223

FIELD GOALS	7-19	20-29	30-39	40-49	50+
Clark, M.	7-8	6-7	4-7	3-11	0-3
COWBOYS	7-8	6-7	4-7	3-11	0-3
Opponents	1-1	3-5	4-5	1-12	0-2

Clark: (23M,30), (47M), (14,47M), (47,32M), (17M, 33M), (41M,42M,47,35,15), (14,50M), (21,21, 46M,40M), (36,14,50M), (18,22,43), (47M,24, 37M), (32), (15,27,46M), (12,24,54M)  
Opponents: (42M,46M,20,27M), (56M,32M,43), (42B), (34), (48M), (23,50B), (45M,46M), (37,44M), (48B), (36), (48B,21), (1), (24, 43M), (34,27B,42M)

SCORING	TDR	TDP	TDR1	FG	PAT	S	TP
M. Clark	0	0	0	20/36	43/44	0	103
Renzel	0	12	1a	0/0	0/0	0	78
Hill	8	0	0	0/0	0/0	0	48
Reeves	4	1	0	0/0	0/0	0	30
Hayes	0	4	0	0/0	0/0	0	24
Ditka	0	3	0	0/0	0/0	0	18
Norman	0	3	0	0/0	0/0	0	18
Garrison	2	0	0	0/0	0/0	0	12
Shy	1	1	0	0/0	0/0	0	12
Cole	0	0	1b	0/0	0/0	0	6
Lilly	0	0	1c	0/0	0/0	0	6
Morton	1	0	0	0/0	0/0	0	6
Staubach	1	0	0	0/0	0/0	0	6
Andrie	0	0	0	0/0	0/0	1+	2
COWBOYS	17	24	3	20/36	43/44	1+	369
Opponents	3	23	2*	9/25	28/28	0	223

a Fumble recovery in end zone vs. Philadelphia (10/5)

b 21 fumble return vs. Washington (11/17)

c 41 interception return vs. Washington (11/16)

+ Andrie tackled Tankerton in end zone vs. N.Y. Giants (10/27)

\* Bradley 56 interception return vs. Philadelphia (10/19)

Hanburger 19 fumble return vs. Washington (12/21)

## USUAL STARTERS

WR Bob Hayes(10)	LE Larry Cole
LT Dennis Homan(4)	LT Jethro Pugh(11)
LG Tony Liscio	RT Ron East(3)
RG John Niland	RT Bob Lilly
C Malcolm Walker	RE George Andrie
RG John Wilbur	RE Dave Edwards
RT Ralph Neely(11)	MLB Lee Roy Jordan
Rayfield Wright(3)	RLB Chuck Howley
TE Pettis Norman(10)	LCB Cornell Green
Mike Ditka(4)	RCB Phil Clark
WR Lance Rentzel	SS Mike Gaechter
QB Craig Morton	FS Mel Rentro
RB Calvin Hill	
FB Walt Garrison	

PASSING	ATT	COMP	YDS	PCT	AVG	TD	PCT	PCT	LG	SKS/YDS	RATING
Morton	302	162	2,619	53.6	8.7	21	7.0	15	5.0	67	30/246
Staubach	47	23	421	49.0	8.96	1	2.1	2	4.3	75	12/106
Hill	3	3	137	100.0	45.66	2	66.7	0	0.0	53	0/0
Reeves	3	1	35	33.3	11.67	0	0.0	1	33.3	35	2/14
COWBOYS	355	189	3,212	53.2	9.05	24	6.3	18	7.1	75	44/366
Opponents	458	235	3,109	51.3	6.79	23	5.0	24	5.2	88	55/452



## 1970 ★ DALLAS COWBOYS STATISTICS ★ 1970

RECORD: 10-4  
FIRST PLACE NFC EAST  
HEAD COACH: TOM LANDRY

Date	W/L	Score	Opponent	Att.
9/20	W	17-7	@ Philadelphia	59,728
9/27	W	28-10	N.Y. Giants	57,239
10/4	L	7-20	@ St. Louis	50,780
10/11	W	13-0	Atlanta	53,611
10/18	L	13-54	@ Minnesota	47,900
10/25	W	27-16	@ Kansas City	51,158
11/1	W	21-17	PHILADELPHIA	55,736
11/8	L	20-23	@ N.Y. Giants	62,928
11/16	L	0-38	ST. LOUIS	69,323
11/22	W	45-21	@ Washington	50,415
11/26	W	16-3	GREEN BAY	67,182
12/6	W	34-0	WASHINGTON	57,936
12/12	W	6-2	@ Cleveland	75,458
12/20	W	52-10	HOUSTON	50,504

## 1970 DIVISIONAL PLAYOFF

12/26 W 5-0 DETROIT 73,167

## 1970 NFC CHAMPIONSHIP GAME

1/3/71 W 17-10 @ San Francisco 59,625

## SUPER BOWL V

(Miami)

1/17/71 L 13-16 Baltimore 80,055

TEAM STATISTICS	DALLAS	OPP
FIRST DOWNS	229	205
Rushing	119	87
Passing	95	105
Penalty	15	13
Third Down-Made/Att.	63/186	74/202
Third Down Efficiency	33.9	36.6
Fourth Down-Made/Att.	6/15	6/15
TOTAL NET YARDS	4,449	3,569
Avg. Per Game	317.8	254.9
Total Plays	858	855
Avg. Per Play	5.2	4.2
NET YARDS RUSHING	2,300	1,656
Avg. Per Game	164.3	118.3
Total Rushes	522	415
Avg. Per Rush	4.4	4.0
NET YARDS PASSING	2,149	1,913
Sacked/Yards Lost	39/296	41/313
Gross Yards	2,445	2,226
Attempts/Completions	297/149	399/193
Pct. of Completions	50.2	48.4
Had Intercepted	16	24
PUNTS/AVERAGE	69/41.3	74/41.1
Net Punting Average	35.4	36.3
PUNT RET./AVG.	32/7.4	38/7.4
KICKOFF RET./AVG.	37/24.0	60/19.0
INT./AVG. RET.	24/12.8	16/16.2
PENALTIES/YARDS	87/934	70/732
FUMBLES/BALL LOST	29/12	25/14
TOUCHDOWNS	35	24
Rushing	16	10
Passing	18	10
Returns	1	4
EXTRA POINTS/ATTEMPTS	35/35	24/24
FIELD GOALS/ATTEMPTS	18/27	17/26

RUSHING	ATT	YDS	AVG	LG	TD
Thomas	151	803	5.3	47	5
Hill	153	577	3.8	20	4
Garrison	126	507	4.0	18	3
Staubach	27	221	8.2	25	0
Reeves	35	84	2.4	8	2
Morton	16	37	2.3	11	0
Hayes	4	34	8.5	13	1
Norman	2	16	8.0	22	0
Welch	5	13	2.6	5	1
Rentzel	1	11	11.0	11	0
Homan	2	-3	-1.5	0	0
COWBOYS	522	2,300	4.4	47	16
Opponents	415	1,656	4.0	48	10

RECEIVING	NO	YDS	AVG	LG	TD
Hayes	34	889	26.1	89	10
Rentzel	28	556	19.9	86	5
Garrison	21	205	9.8	36	2
Hill	13	95	7.3	21	0
Reeves	12	140	11.7	23	0
Thomas	10	73	7.3	17	0
Rucker	9	200	22.2	52	1
Ditka	8	98	12.3	26	0
Homan	7	105	15.0	43	0
Norman	6	70	11.7	23	0
Kiner	1	14	14.0	14	0
COWBOYS	149	2,445	16.4	89	18
Opponents	193	2,226	11.5	78	10

INTERCEPTIONS	NO	YDS	AVG	LG	TD
Waters	5	45	9.0	20	0
Renfro	4	3	0.8	3	0
Adderley	3	69	23.0	30	0
Harris	2	66	33.0	60	0
Howley	2	18	9.0	17	0
Edwards	2	2	1.0	2	0
Green	1	59	59.0	59	0
Kiner	1	28	28.0	28	0
Stincic	1	11	11.0	11	0
Jordan	1	6	6.0	6	0
Pugh	1	0	0.0	0	0
Washington	1	0	0.0	0	0
COWBOYS	24	307	12.8	60	0
Opponents	16	259	16.2	43	1

PUNTING	NO	YDS	AVG	TB	IN20	LG	BL	NET
Widby	69	2,847	41.3	6	10	59	1	35.4
COWBOYS	69	2,847	41.3	6	10	59	1	35.4
Opp.	74	3,045	41.1	6	21	64	1	36.3

PUNT RETURNS	NO	FC	YDS	AVG	LG	TD
Hayes	15	7	116	7.7	34	0
Renfro	13	6	77	5.9	29	0
Adkins	4	2	44	11.0	24	0
Reeves	0	2	0	0.0	0	0
COWBOYS	32	17	237	7.4	34	0
Opponents	38	12	281	7.4	74	1

KICKOFF RETURNS	NO	YDS	AVG	LG	TD
Thomas	19	416	21.9	33	0
Adkins	7	149	21.3	27	0
Washington	5	242	48.4	100	1
Kiner	3	50	16.7	18	0
Harris	1	22	22.0	22	0
Waters	1	6	6.0	6	0
Flowers	1	3	3.0	3	0
COWBOYS	37	888	24.0	100	1
Opponents	60	1,142	19.0	44	0

SCORE BY QUARTERS	1	2	3	4	OT	T
COWBOYS	36	82	93	88	0	299
Opponents	59	49	55	58	0	221

FIELD GOALS	7-19	20-29	30-39	40-49	50+
M. Clark	7-8	3-5	6-9	2-5	0-0
COWBOYS	7-8	3-5	6-9	2-5	0-0
Opponents	2-2	4-6	7-9	3-5	1-4

Clark: (13), (47M, 41M), (19M), (38M, 19, 10), (19, 43), (38, 34), (34M), (28, 32M, 22), (1), (42), (21, 12, 15), (21B, 38, 47M, 15), (29M, 39, 31), (35)  
Opponents: (1), (50M, 20, 27M), (38, 35, 43M), (36M), (42, 31, 28, 34), (25, 32, 22), (19), (40, 42, 55M, 54, 20M), (53M, 31), (1), (49), (47M), (32M), (37)

SCORING	TD	TD	TD	FG	PAT	\$	TP
M. Clark	0	0	0	18/27	35/35	0	89
Hayes	1	10	0	0/0	0/0	0	66
Garrison	3	2	0	0/0	0/0	0	30
Rentzel	0	5	0	0/0	0/0	0	30
Thomas	5	0	0	0/0	0/0	0	30
Hill	4	0	0	0/0	0/0	0	24
Reeves	2	0	0	0/0	0/0	0	12
Rucker	0	1	0	0/0	0/0	0	6
Washington	0	0	1a	0/0	0/0	0	6
Welch	1	0	0	0/0	0/0	0	6
COWBOYS	16	18	1	18/27	35/35	0	299
Opponents	10	10	4	17/26	24/24	1+	221

a 100 kickoff return vs. Washington (11/22)  
\* Sharrockman 34 punt block return vs. Minnesota (10/18)  
Sharrockman 34 interception return vs. Minnesota (10/18)  
Roland 74 punt return vs. St. Louis (11/16)  
Peacock 41 fumble return vs. Houston (12/20)  
+ Reynolds tackled Hayes in end zone vs. Cleveland (12/12)

## USUAL STARTERS

WR Bob Hayes(9)	LE Larry Cole(10)
Dennis Homan(5)	Pat Toomay(3)
LT Tony Lisco(8)	RT Jethro Pugh
Ralph Neely(6)	RT Bob Lilly
LG John Willard	RE George Andrie
C Dave Manders	LLB Dave Edwards
RG Blaine Nye (10)	MLB Lee Roy Jordan
Ralph Neely (4)	RLB Chuck Howley
RT Rayfield Wright	LCB Herb Adderley
TE Pettis Norman	RCB Mel Renfro
WR Lance Rentzel	SS Cornell Green
QB Craig Morton(11)	FS Charlie Waters(6)
Roger Staubach(3)	Cliff Harris(5)
RB Calvin Hill(9)	Richmond Flowers(3)
Duane Thomas(4)	
FB Walt Garrison(10)	
Duane Thomas(4)	

PASSING	ATT	COMP	YDS	PCT	AVG	ATT	TD	PCT	INT	PCT	INT	LG	SKS/YDS	RATING
Morton	207	102	1,819	49.3	8.78	15	7.2	7	3.4	89	20/166	89.8		
Staubach	82	44	542	53.7	6.61	2	2.4	8	9.3	43	19/130	42.9		
Reeves	3	1	14	33.3	4.67	0	0.0	1	33.3	14	0/0	9.7		
Hill	4	1	12	25.0	3.00	0	0.0	0	0.0	12	0/0	39.6		
Rentzel	1	1	58	100.0	58.00	1	100.0	0	0.0	58	0/0	158.3		
COWBOYS	297	149	2,445	50.2	8.23	18	6.3	16	7.1	89	39/296	75.9		
Opponents	399	193	2,226	48.4	5.58	10	5.0	24	5.2	78	41/313	48.9		



## HISTORY

PASSING	ATT	COMP	YDS	PCT	AVG	TD	PCT	INT	PCT	LG	SKS/YDS	RATING
							TD					
Staubach	211	126	1,882	59.7	8.91	15	7.1	4	1.9	85t	23/175	104.8
Morton	143	78	1,131	54.5	7.91	7	4.9	8	5.6	76t	9/76	73.5
Reeves	5	2	24	40.0	4.80	0	0.0	1	20.0	14	0/0	15.8
D. Thomas	1	0	0	0.0	0.00	0	0.0	0	0.0	0	0/0	39.6
Hill	1	0	0	0.0	0.00	0	0.0	1	100.0	0	0/0	0.0
COWBOYS	361	206	3,037	57.1	8.41	22	6.1	14	3.9	85t	32/251	88.9
Opponents	421	209	2,660	49.6	6.32	15	3.6	26	6.2	75t	43/336	55.8

## 1972 ★ DALLAS COWBOYS STATISTICS ★ 1972

RECORD: 10-4  
SECOND PLACE, NFC EAST  
HEAD COACH: TOM LANDRY

Date	W/L	Score	Opponent	Aft.
9/17	W	28-6	PHILADELPHIA	55,850
9/24	W	23-14	@ N.Y. Giants	62,725
10/1	L	13-16	@ Green Bay	47,103
10/8	W	17-13	PITTSBURGH	65,682
10/15	W	21-0	@ Baltimore	58,992
10/22	L	20-24	@ Washington	53,039
10/30	W	28-24	DETROIT	65,378
11/5	W	34-28	@ San Diego	54,476
11/12	W	33-24	ST. LOUIS	65,218
11/19	W	28-7	@ Philadelphia	65,720
11/23	L	10-31	SAN FRANCISCO	65,124
12/3	W	27-6	@ St. Louis	49,797
12/9	W	34-24	WASHINGTON	65,136
12/17	L	3-23	N.Y. Giants	64,602

## DIVISIONAL PLAYOFF

12/23 W 30-28 @ San Francisco 61,214

## NFC CHAMPIONSHIP GAME

12/31 L 3-26 @ Washington 53,129

TEAM STATISTICS	DALLAS	OPP
FIRST DOWNS	256	217
Rushing	118	81
Passing	126	113
Penalty	12	23
Third Down-Made/Att.	89/201	78/187
Third Down Efficiency	44.3	41.7
Fourth Down-Made/Att.	5/11	7/15
TOTAL NET YARDS	4,466	3,755
Avg. Per Game	319.0	268.2
Total Plays	897	842
Avg. Per Play	5.0	4.5
NET YARDS RUSHING	2,124	1,515
Avg. Per Game	151.7	108.2
Total Rushes	499	428
Avg. Per Rush	4.3	3.5
NET YARDS PASSING	2,342	2,240
Sacked/Yards Lost	31/238	32/268
Gross Yards	2,580	2,508
Attempts/Completions	367/196	382/187
Pct. of Completions	53.4	49.0
Had Intercepted	23	16
PUNTS/AVERAGE	51/38.2	65/40.6
Net Punting Average	36.2	36.3
PUNT RET./AVG.	28/4.8	15/2.7
KICKOFF RET./AVG.	50/21.6	52/24.5
INT./AVG. RET.	16/13.3	23/13.1
PENALTIES/YARDS	90/841	59/586
FUMBLES/BALL LOST	27/15	40/17
TOUCHDOWNS	36	28
Rushing	17	7
Passing	16	18
Returns	3	3
EXTRA POINTS/ATTEMPTS	36/36	27/28
FIELD GOALS/ATTEMPTS	21/36	15/34

RUSHING	ATT	YDS	AVG	LG	TD
Hill	245	1036	4.2	26	6
Garrison	167	784	4.7	41	7
Newhouse	28	116	4.1	19	1
Montgomery	35	81	2.3	10	1
Staubauch	6	45	7.5	20	0
Morton	8	26	3.3	12	2
Reeves	3	14	4.7	14	0
Neely	1	10	10.0	10	0
Hayes	2	8	4.0	7	0
Fugett	3	2	0.7	9	0
Alworth	1	2	2.0	2	0
COWBOYS	499	2,124	4.3	41	17
Opponents	428	1,515	3.5	34	7

RECEIVING	NO	YDS	AVG	LG	TD
Hill	43	364	8.5	33	3
Garrison	37	390	10.5	26	3
Sellers	31	653	21.1	55	5
Parks	18	298	16.6	38	1
Ditka	17	198	11.6	26	1
Hayes	15	200	13.3	29	0
Alworth	15	195	13.0	30	2
Montgomery	8	131	16.4	46	1
Fugett	7	94	13.4	29	0
Truax	4	49	12.3	18	0
Newhouse	1	8	8.0	8	0
COWBOYS	196	2,580	13.2	55	16
Opponents	187	2,508	13.4	94	18

INTERCEPTIONS	NO	YDS	AVG	LG	TD
Waters	6	132	22.0	56	1
Harris	3	40	13.3	23	0
Jordan	2	18	9.0	12	0
Green	2	1	0.5	1	0
Lewis	1	15	15.0	15	0
Howley	1	7	7.0	7	0
Renfro	1	0	0.0	0	0
COWBOYS	16	213	13.3	56	1
Opponents	23	302	13.1	45	1

PUNTING	NO	YDS	AVG	TB IN 20	LG	BL	NET
Bateman	51	1,949	38.2	3	4	61	0 36.2
COWBOYS	51	1,949	38.2	3	4	61	0 36.2
Opp.	65	2,636	40.6	7	13	63	0 36.3

PUNT RETURNS	NO	FC	YDS	AVG	LG	TD
Harris	19	16	78	4.1	21	0
Waters	9	7	56	6.2	17	0
COWBOYS	28	23	134	4.8	21	0
Opponents	15	26	41	2.7	14	0

KICKOFF RETURNS	NO	YDS	AVG	LG	TD
Harris	26	615	23.7	44	0
Newhouse	18	382	21.2	30	0
Thomas	2	50	25.0	30	0
Waters	2	18	9.0	18	0
Montgomery	1	15	15.0	15	0
Fugett	1	0	0.0	0	0
COWBOYS	50	1,080	21.6	44	0
Opponents	15	1,272	24.5	55	0

SCORE BY QUARTERS	1	2	3	4	OT	T
COWBOYS	83	101	76	59	0	319
Opponents	25	86	50	79	0	240

FIELD GOALS	7-19	20-29	30-39	40-49	50+
Fritsch	6-6	5-5	3-6	5-13	2-6
COWBOYS	6-6	5-5	3-6	5-13	2-6
Opponents	3-4	4-7	4-5	4-15	0-3

Fritsch: (46M), (54,13.8), (46.9), (40,44M,50M,33M), (57M,39M,42M), (13,12,50M), (48M), (25,47M,31), (27,14,50,32M,38), (42,49M), (23), (42M,29,42,50M), (42M,36,26), (43)  
Opponents: (30,42,44M,58M), (45M,24M), (44,26,22,16M,27B,41M), (39,39,50M,41M), (48M,48M), (42,43M,37M), (43M,17), (50B), (34), (47M,42M), (18), (49M), (16), (22M,49,22,26)

SCORING	TOR	TOP	TORI	FG	PAT	S	TP
Fritsch	0	0	0	21/36	36/36	0	99
Garrison	7	3	0	0/0	0/0	0	60
Hill	6	3	0	0/0	0/0	0	54
Sellers	0	5	0	0/0	0/0	0	30
Montgomery	1	1	1a	0/0	0/0	0	18
Alworth	0	2	0	0/0	0/0	0	12
Morton	2	0	0	0/0	0/0	0	12
Ditka	0	1	0	0/0	0/0	0	6
Newhouse	1	0	0	0/0	0/0	0	6
Niland	0	0	1b	0/0	0/0	0	6
Parks	0	1	0	0/0	0/0	0	6
Waters	0	0	1c	0/0	0/0	0	6
COWBOYS	17	16	3	21/36	36/36	2	319
Opponents	7	18	3	15/34	27/28	0	240

a 54 fumble return vs. San Diego (11/5)

b fumble recovery in endzone vs. Philadelphia (11/19)

c 28 interception return vs. St. Louis (11/12)

+ Bradley tackled in end zone vs. Philadelphia (11/19)

Smith centered out of end zone vs. Philadelphia (11/19)

\* Blount 35 fumble return vs. Pittsburgh (10/8)

Vanderbund 73 fumble return vs. San Francisco (11/23)

Vanderbund 21 interception return vs. San Francisco (11/23)

## USUAL STARTERS

WR Ron Sellers(8)	LE Larry Cole(7)
Bob Hayes(6)	Tody Smith(6)
LT Ralph Neely	LT Jethro Pugh
LG John Niland	RT Bob Lilly
C Dave Manders	RE Pat Toomay
RG Blaine Nye	LLB Dave Edwards
TE Rayfield Wright	MLB Lee Roy Jordan
TE Mike Ditka	RLB Chuck Howley
WR Lance Alworth(7)	LCB Herb Adderley
Billy Parks(7)	RCB Mel Renfro
QB Craig Morton	SS Cornell Green
RB Calvin Hill	FS Cliff Harris
FB Walt Garrison	

PASSING	ATT	COMP	YDS	PCT	AVG	TD	PCT	PCT	PCT	LG	SKS/YDS	RATING
Morton	339	185	2,396	54.6	7.07	15	4.4	21	6.2	46	23/179	65.9
Staubauch	20	9	98	45.0	4.90	0	0.0	2	10.0	21	8/59	20.4
Hill	3	1	55	33.3	18.33	1	33.0	0	0.0	55	0/0	121.5
Montgomery	3	1	31	33.3	10.33	0	0.0	0	0.0	31	0/0	72.9
Reeves	2	0	0	0.0	0.00	0	0.0	0	0.0	0	0/0	39.6
COWBOYS	367	196	2,580	53.4	7.03	16	4.4	23	6.3	55	31/238	64.3
Opponents	382	187	2,508	49.0	6.57	18	4.7	16	4.2	94	32/268	68.5



## 1973 ★ DALLAS COWBOYS STATISTICS ★ 1973

RECORD: 10-4  
FIRST PLACE, NFC EAST  
HEAD COACH: TOM LANDRY

Date	W/L	Score	Opponent	Att.
9/16	W	20-17	@ Chicago	55,701
9/24	W	40-3	NEW ORLEANS	53,972
9/30	W	45-10	ST. LOUIS	64,815
10/8	L	7-14	@ Washington	54,314
10/14	L	31-37	@ Los Angeles	81,428
10/21	W	45-28	N.Y. GIANTS	64,898
10/28	L	16-30	@ Philadelphia	65,954
11/4	W	38-10	CINCINNATI	58,802
11/11	W	23-10	@ N.Y. Giants	70,128
11/18	W	31-10	PHILADELPHIA	61,985
11/22	L	7-14	MIAMI	64,100
12/2	W	22-10	@ Denver	51,706
12/9	W	27-7	WASHINGTON	64,458
12/16	W	30-3	@ St. Louis	43,946

## 1973 DIVISIONAL PLAYOFF

12/23 W 27-16 LOS ANGELES 64,291

## 1973 NFC CHAMPIONSHIP GAME

12/30 L 10-27 MINNESOTA 64,524

## TEAM STATISTICS

	DALLAS	OPP
FIRST DOWNS	281	208
Rushing	139	83
Passing	127	106
Penalty	15	19
Third Down-Made/Att.	77/203	67/201
Third Down Efficiency	37.9	33.3
Fourth Down-Made/Att.	9/13	4/9
TOTAL NET YARDS	4,751	3,466
Avg. Per Game	339.4	247.6
Total Plays	906	827
Avg. Per Play	5.2	4.2
NET YARDS RUSHING	2,418	1,471
Avg. Per Game	172.7	105.1
Total Rushes	542	435
Avg. Per Rush	4.5	3.4
NET YARDS PASSING	2,333	1,995
Sacked/Yards Lost	43/269	40/306
Gross Yards	2,602	2,301
Attempts/Completions	321/192	352/187
Pct. of Completions	59.8	53.1
Had Intercepted	16	18
PUNTS/AVERAGE	59/41.5	70/39.4
Net Punting Average	37.9	34.9
PUNT RET./AVG.	28/6.2	29/5.2
KICKOFF RET./AVG.	32/22.4	53/24.9
INT./AVG. RET.	18/16.7	16/9.4
PENALTIES/YARDS	83/762	52/516
FUMBLES/BALL LOST	25/12	44/23
TOUCHDOWNS	46	23
Rushing	17	5
Passing	26	15
Returns	3	3
EXTRA POINTS/ATTEMPTS	45/46	23/23
FIELD GOALS/ATTEMPTS	19/30	14/30

PASSING	ATT	COMP	YDS	PCT	AVG	ATT	PCT	INT	PCT	INT	LG	SKS/YDS	RATING
Staubach	286	179	2,428	62.6	8.49	23	8.0	15	5.2	53	43/269	94.6	
Morton	32	13	174	40.6	5.44	3	9.4	1	3.1	53t	0/0	77.0	
Montgomery	1	0	0	0.0	0.00	0	0.0	0	0.0	0	0/0	0.0	0.0
Hill	1	0	0	0.0	0.00	0	0.0	0	0.0	0	0/0	0.0	0.0
Garrison	1	0	0	0.0	0.00	0	0.0	0	0.0	0	0/0	0.0	0.0
COWBOYS	321	192	2,602	59.8	8.11	26	8.1	16	4.9	53t	43/269	92.3	
Opponents	352	187	2,301	53.1	6.54	15	4.2	18	5.1	80t	40/306	66.3	

RUSHING	ATT	YDS	AVG	LG	TD
Hill	273	1,142	4.2	21	6
Garrison	105	440	4.2	33	6
Newhouse	84	436	5.2	54	1
Staubach	46	250	5.4	18	3
Strayhorn	11	62	5.6	24	1
Fugett	1	34	34.0	34	0
Stowe	3	28	9.3	14	0
Robinson	2	17	8.5	11	0
Pinder	12	15	1.3	5	0
DuPree	2	2	1.0	6	0
Richards	1	2	2.0	2	0
Morton	1	0	0.0	0	0
Montgomery	1	-10	-10.0	-10	0

COWBOYS	542	2,418	4.5	54	17
Opponents	435	1,471	3.4	25	5

RECEIVING	ATT	YDS	AVG	LG	TD
Hill	32	290	9.1	29	0
DuPree	29	392	13.5	40	5
Garrison	26	273	10.5	53	2
Stowe	23	389	16.9	45	6
Pearson	22	388	17.6	40	2
Hayes	22	360	16.4	47	3
Montgomery	14	164	11.7	32t	3
Fugett	9	168	18.7	48t	3
Newhouse	9	87	9.7	38	1
Richards	6	91	15.2	53t	1

COWBOYS	192	2,602	13.6	53t	26
Opponents	187	2,301	12.3	80t	15

INTERCEPTIONS	NO	YDS	AVG	LG	TD
Jordan	6	78	13.0	31t	1
Waters	5	112	22.4	44	0
Renfro	2	65	32.5	35	1
Harris	2	9	4.5	5	0
Toomay	1	35	35.0	35	0
B. Barnes	1	1	1.0	1	0
Washington	1	0	0.0	0	0

COWBOYS	18	300	16.7	44	2
Opponents	16	151	9.4	29	1

PUNTING	NO	YDS	AVG	TB/IN20	LG	BL	NET
Bateman	55	2,290	41.6	3	4	62	2 36.2
Montgomery	4	158	39.5	0	0	48	0 38.3
COWBOYS	59	2,448	41.5	3	4	62	2 37.9
Opp.	7	275.6	39.4	7	12	78	2 34.9

PUNT RETURNS	NO	FC	YDS	AVG	LG	TD
Richards	21	18	139	6.6	46	0
Harris	3	3	20	6.7	12	0
Pearson	2	0	13	6.5	13	0
Montgomery	2	0	2	1.0	3	0

COWBOYS	28	21	174	6.2	46	0
Opponents	29	7	152	5.2	59t	1

KICKOFF RETURNS	NO	YDS	AVG	LG	TD
Pearson	7	155	22.1	26	0
Montgomery	6	175	29.2	63	0
Harris	6	148	24.7	33	0
Robinson	4	86	21.5	28	0
Newhouse	3	62	20.7	26	0
Richards	3	44	14.7	20	0
Strayhorn	2	44	22.0	25	0
Walton	1	11	11.0	11	0
Washington	1	0	0.0	0	0

COWBOYS	33	725	22.0	63	0
Opponents	53	1,310	24.9	53	0

SCORE BY	1	2	3	4	OT	T
QUARTERS						
COWBOYS	73	108	79	122	0	382
Opponents	47	64	33	59	0	203

FIELD GOALS	7-19	20-29	30-39	40-49	50+
Fritsch	10-10	6-7	2-6	0-3	0-2
Clark	0-0	0-1	1-1	0-0	0-0

COWBOYS	10-10	6-8	3-7	0-3	0-2
Opponents	4-5	3-7	6-10	1-6	0-2

Fritsch: (25,368,11),(27),(24),(398,388),(8),(18),(1),(34,43M),(13,37,17),(23),(49M,42M),(55M,53M,21,18),(30M,9,27),(18,13,26M,17)

Clark: (1,0,0,0,0,0),(33,238),(0,0,0,0,0,0)Opponents: (33),(9,38M,17B),(16,52M),(53B,44,30),(49M,27,37,35),(1,7,21M,37B,35,32),(29),(43),(17,48M),(41M),(29),(23M,28M,37M),(33,49M)

SCORING	TDR	TDP	TDR1	FG	PAT	S	TP
Fritsch	0	0	0	18/28	43/43	0	97
Garrison	6	2	0	0/0	0/0	0	48
Hill	6	0	0	0/0	0/0	0	36
Stowe	0	6	0	0/0	0/0	0	36
Dupree	0	5	0	0/0	0/0	0	30
Hayes	0	3	0	0/0	0/0	0	18
Staubach	3	0	0	0/0	0/0	0	18
Fugett	0	3	0	0/0	0/0	0	18
Montgomery	0	3	0	0/0	0/0	0	18
Newhouse	1	1	0	0/0	0/0	0	12
Pearson	0	2	0	0/0	0/0	0	12
Lewis	0	0	1a	0/0	0/0	0	6
Jordan	0	0	1b	0/0	0/0	0	6
Richards	0	1	0	0/0	0/0	0	6
Strayhorn	1	0	0	0/0	0/0	0	6
Renfro	0	0	1c	0/0	0/0	0	6
Clark	0	0	0	1/2	1/2	0	4
Bateman	0	0	0	0/0	1/1+	0	1

COWBOYS	17	26	3	19/30	45/46	2+	382
Opponents	5	15	3	14/30	23/23	0	203

a blocked punt recovery in end zone vs. N.Y. Giants (10/21)

b 31 interception return vs. Cincinnati (11/4)

c 30 interception return vs. L.A. Rams (10/14)

+ Barnes tackled O'Neal in end zone on punt vs.

New Orleans (9/24)

Barnes tackled Van Heusen in end zone vs.

Denver (12/2)

\* Hill 59 punt return vs. Chicago (9/16)

Owens 26 interception return vs. Washington

(10/8)

Stone 2 blocked punt return vs. Washington

(12/9)

## USUAL STARTERS

WR Bob Hayes	LE Larry Cole
LT Ralph Neely	LT Jethro Pugh
LG John Niland	RT Bob Lilly
C John Fitzgerald	RE Pat Toomay
RG Blaine Nye	LLB Dave Edwards
RT Ray Field Wright	MLB Lee Roy Jordan
TE Billy Joe DuPree	RLB D.D. Lewis
WR Otto Stowell(7)	LCB Charlie Waters
Drew Pearson (6)	RCB Mel Renfro
QB Roger Staubach	SS Cornell Green
RB Calvin Hill	FS Cliff Harris
FB Walt Garrison(8)	
Robert Newhouse(6)	



## 1974 ★ DALLAS COWBOYS STATISTICS ★ 1974

RECORD: 8-6  
THIRD PLACE, NFC EAST  
HEAD COACH: TOM LANDRY

Date	W/L	Score	Opponent	Avt.
9/15	W	24-0	@ Atlanta	52,322
9/23	L	10-13	@ Philadelphia	64,088
9/29	L	6-14	N.Y. GIANTS	45,841
10/6	L	21-23	MINNESOTA	57,847
10/13	L	28-31	@ St. Louis	49,885
10/20	W	31-24	PHILADELPHIA	43,586
10/27	W	21-7	@ N.Y. Giants	61,918
11/3	W	17-14	ST. LOUIS	64,146
11/10	W	20-14	SAN FRANCISCO	50,018
11/17	L	21-28	@ Washington	54,395
11/24	W	10-0	@ Houston	49,775
11/28	W	24-23	WASHINGTON	63,243
12/7	W	41-17	CLEVELAND	48,754
12/14	L	23-27	@ Oakland	45,850

TEAM STATISTICS	DALLAS	OPP
FIRST DOWNS	295	199
Rushing	147	63
Passing	129	110
Penalty	19	26
Third Down-Made/Att	84/205	69/207
Third Down Efficiency	41.0	33.3
Fourth Down-Made/Att	8/16	3/10
TOTAL NET YARDS	4,983	3,463
Avg. Per Game	355.9	247.4
Total Plays	974	803
Avg. Per Play	5.1	4.3
NET YARDS RUSHING	2,454	1,344
Avg. Per Game	175.3	96.0
Total Rushes	542	417
Avg. Per Rush	4.5	3.2
NET YARDS PASSING	2,529	2,119
Sacked/Yards Lost	47/327	37/332
Gross Yards	2,856	2,451
Attempts/Completions	385/206	349/178
Pct. of Completions	53.5	51.0
Had Intercepted	15	13
PUNTS/AVERAGE	73/38.5	93/39.9
Net Punting Average	31.3	32.4
PUNT RET./AVG.	62/9.2	31/11.1
KICKOFF RET./AVG.	49/21.9	61/19.6
INT./AVG. RET.	13/8.5	15/6.2
PENALTIES/YARDS	86/703	69/657
FUMBLES/BALL LOST	31/16	31/13
TOUCHDOWNS	38	28
Rushing	22	8
Passing	14	17
Returns	2	3
EXTRA POINTS/ATTEMPTS	37/38	28/28
FIELD GOALS/ATTEMPTS	10/21	13/21

RUSHING	ATT	YDS	AVG	LG	TD
Hill	185	844	4.6	27	7
Newhouse	124	501	4.0	23	3
Garrison	113	429	3.8	18	5
Staubach	47	320	6.8	29	3
Young	33	205	6.2	53	0
Strayhorn	11	66	6.0	24	0
Dennison	16	52	3.3	14	4
DuPree	4	43	10.8	20	0
Waters	1	6	6.0	6	0
Pearson	3	6	2.0	22	0
Richards	1	-5	-5.0	-5	0
Longley	4	-13	-3.2	1	0
COWBOYS	542	2,454	4.5	53	22
Opponents	417	1,344	3.2	22	8

RECEIVING	NO	YDS	AVG	LG	TD
Pearson	62	1,087	17.5	50t	2
Garrison	34	253	7.4	30	1
DuPree	29	466	16.1	42t	4
Richards	26	467	18.0	58t	5
Hill	12	134	11.2	39	0
Young	11	73	6.6	14	0
Newhouse	9	67	7.4	21	0
Hayes	7	118	16.9	35t	1
Houston	6	72	12.0	19	0
Fugett	4	60	15.0	24t	1
Dennison	2	23	11.5	13	0
Strayhorn	2	12	6.0	10	0
Barnes	1	37	37.0	37	0
Staubach	1	-13	-13.0	-13	0
COWBOYS	206	2,856	13.9	58t	14
Opponents	178	2,451	13.8	81	17

INTERCEPTIONS	NO	YDS	AVG	LG	TD
Harris	3	8	2.7	8	0
Lewis	2	45	22.5	27	0
Waters	2	26	13.0	24	0
Jordan	2	23	11.5	13	0
Green	2	2	1.0	2	0
Renfro	1	6	6.0	6	0
Washington	1	0	0.0	0	0
COWBOYS	13	110	8.5	27	0
Opponents	15	93	6.2	29	0

PUNTING	NO	YDS	AVG	TB IN 20	LG	BL	NET
Carrell	40	1,591	39.8	5	15	59	0 31.4
Bateman	33	1,218	36.9	4	11	55	0 31.2
COWBOYS	73	2,809	38.5	9	26	59	0 31.3
Opp.	93	3,713	39.9	11	27	69	1 32.4

PUNT RETURNS	NO	FC	YDS	AVG	LG	TD
Harris	26	2	193	7.4	19	0
Morgan	19	0	287	15.1	98t	1
Richards	13	4	74	5.7	15	0
Hayes	2	0	11	5.5	6	0
Waters	1	0	8	8.0	8	0
Renfro	1	1	0	0.0	0	0
COWBOYS	62	7	573	9.2	98t	1
Opponents	31	10	343	11.1	58t	1

KICKOFF RETURNS	NO	YDS	AVG	LG	TD
Morgan	35	823	23.5	43	0
Young	8	161	20.1	35	0
Dennison	3	54	18.0	27	0
Strayhorn	2	19	9.5	18	0
Harris	1	14	14.0	14	0
COWBOYS	49	1,071	21.9	43	0
Opponents	61	1,194	19.6	58	0

SCORE BY QUARTERS	1	2	3	4	OT	T
COWBOYS	64	65	72	96	0	297
Opponents	23	120	63	29	0	235

FIELD GOALS	11-19	20-29	30-39	40-49	50+
Herrera	1-1	5-5	2-4	0-2	0-1
Percival	0-0	1-1	1-4	0-3	0-0

COWBOYS	1-1	6-6	3-8	0-5	0-1
Opponents	0-0	2-5	8-11	3-4	0-1

Percival: (33,32M,45M),(37M,48B,26,48M),(32M),  
(0,0,0,0,0,0,0,0,0,0,0,0)  
Herrera: (1,1,0,0,0,0,0,0,0,0,0,0),(51M,29),(32M),(20),(30,27),  
(33M),(25),(24),(39,19,41B),(46)  
Opponents: (1),(33,45),(40M,39M),(46,30,27),  
(31),(39),(24M),(1),(29M),(1),(39M),  
(45,34,50M,39,24B),(28),(31,34B,39)

SCORING	TOR	TD	TP	DR	FG	PAT	\$	TP
Herrera	0	0	0	8/13	33/33	0	57	0
Hill	7	0	0	0/0	0/0	0	42	0
Garrison	5	1	0	0/0	0/0	0	36	0
Richards	0	5	0	0/0	0/0	0	30	0
DuPree	0	4	0	0/0	0/0	0	24	0
Dennison	4	0	0	0/0	0/0	0	24	0
Staubach	3	0	0	0/0	0/0	0	18	0
Newhouse	3	0	0	0/0	0/0	0	18	0
Pearson	0	2	1a	0/0	0/0	0	18	0
Percival	0	0	0	2/8	4/5	0	10	0
Hayes	0	1	0	0/0	0/0	0	6	0
Morgan	0	0	1b	0/0	0/0	0	6	0
Fugett	0	1	0	0/0	0/0	0	6	0
COWBOYS	22	14	2	10/21	37/38	0	297	0
Opponents	8	17	3*	13/21	28/28	0	235	0

a Recovered fumble in end zone vs.Oakland (12/14)

b 97 punt return vs. St. Louis (10/13)

\* Lavender 96 fumble return vs. Philadelphia (9/23)

Hilton 71 fumble return vs. N.Y. Giants (10/27)

Houston 53 punt return vs. Washington (11/17)

## USUAL STARTERS

WR Golden Richards	LE Larry Cole
LT Ralph Neely	LT Jethro Pugh
LG John Niland	RT Bob Lilly
C John Fitzgerald	RE Pat Toomay
RG Blaine Nye	LLB Dave Edwards
RT Rayfield Wright	MLB Lee Roy Jordan
TE Billy Joe DuPree	RLB D.D. Lewis
WR Drew Pearson	LCB Charlie Waters(7)
QB Roger Staubach	Mark Washington (6)
RB Calvin Hill	RCB Mel Renfro (11)
FB Walt Garrison	Benny Barnes (3)
	SS Cornell Green
	FS Cliff Harris

PASSING	ATT	COMP	YDS	PCT	AVG	TD	PCT	PCT	LG	SKS/YDS	RATING	
Staubach	360	190	2,552	52.8	7.09	11	3.1	15	4.2	58t	45/309	68.5
Longley	21	12	209	57.1	9.95	2	9.5	0	0.0	50t	2/18	77.0
Pearson	1	1	46	100.0	46.00	1	100.0	0	0.0	46t	0/0	158.3
Carrell	1	1	37	100.0	37.00	0	0.0	0	0.0	37	0/0	118.8
Morton	2	2	12	100.0	6.00	0	0.0	0	0.0	15	0/0	91.7
COWBOYS	385	206	2,856	53.5	7.42	14	3.6	15	3.9	58t	47/327	66.8
Opponents	349	1787	2,451	51.0	7.02	17	4.9	13	3.7	81	37/332	74.7



## 1975 ★ DALLAS COWBOYS STATISTICS ★ 1975

RECORD: 10-4  
SECOND PLACE NFC EAST  
HEAD COACH: TOM LANDRY

Date	W/L	Score	Opponent	Att.
9/21	W	18-7	LOS ANGELES	49,091
9/28	W	37-31	ST. LOUIS (OT)	52,417
10/6	W	36-10	@ Detroit	79,784
10/12	W	13-7	@ N.Y. Giants	56,511
10/19	L	17-19	GREEN BAY	64,334
10/26	W	20-17	@ Philadelphia	64,889
11/2	L	24-30	(OT) @ Wash.	55,004
11/10	L	31-34	KANSAS CITY	63,539
11/16	W	34-31	@ New England	60,905
11/23	W	47-17	PHILADELPHIA	57,893
11/30	W	14-3	N.Y. GIANTS	53,329
12/7	L	17-31	@ St. Louis	49,701
12/13	W	31-10	WASHINGTON	61,091
12/21	W	31-21	@ N.Y. Jets	37,279

## 1975 DIVISIONAL PLAYOFF

12/28 W 17-14 @ Minnesota 48,341

## 1975 NFC CHAMPIONSHIP GAME

1/4/76 W 37-7 @ Los Angeles 84,483

## SUPER BOWL X

(Miami)

1/18/76L 17-21 Pittsburgh 80,187

TEAM STATISTICS	DALLAS	OPP
FIRST DOWNS	288	234
Rushing	132	100
Passing	142	113
Penalty	14	21
Third Down-Made/Att	97/218	84/211
Third Down Efficiency	44.4	39.8
Fourth Down-Made/Att	4/10	6/11
TOTAL NET YARDS	5,025	3,739
Avg. Per Game	358.9	267.1
Total Plays	986	888
Avg. Per Play	5.1	4.2
NET YARDS RUSHING	2,432	1,699
Avg. Per Game	173.7	121.4
Total Rushes	571	474
Avg. Per Rush	4.3	3.6
NET YARDS PASSING	2,593	2,040
Sacked/Yards Lost	39/242	41/288
Gross Yards	2,835	2,328
Attempts/Completions	376/207	373/162
Pct. of Completions	55.1	43.4
Had Intercepted	17	25
PUNTS/AVERAGE	68/39.4	82/39.6
Net Punting Average	33.2	34.1
PUNT RET./AVG.	32/9.8	37/7.1
KICKOFF RET./AVG.	54/21.4	66/23.9
INT./AVG. RET.	25/13.8	17/11.9
PENALTIES/YARDS	94/715	63/639
FUMBLES/BALL LOST	25/18	43/19
TOUCHDOWNS	41	33
Rushing	17	13
Passing	19	19
Returns	5	1
EXTRA POINTS/ATTEMPTS	38/40	31/32
FIELD GOALS/ATTEMPTS	22/35	13/18

PASSING	ATT	COMP	YDS	PCT	AVG	PCT	PCT	LG	SKS/YDS	RATING
Staubach	348	198	2,666	56.9	7.66	17	4.9	16	4.6	62
Longley	23	7	102	30.4	4.43	1	4.3	1	4.5	23
Newhouse	2	1	46	50.0	23.00	1	50.0	0	0.0	46
Hoopes	3	1	21	33.3	7.00	0	0.0	0	0.0	21
COWBOYS	376	207	2,835	55.1	7.54	19	5.1	17	4.5	62
Opponents	373	162	2,328	43.4	6.24	19	5.1	25	6.7	80

RUSHING	ATT	YDS	AVG	LG	TD
Newhouse	209	930	4.4	29	2
P. Pearson	133	509	3.8	32	2
Dennison	111	383	3.5	27	7
Staubach	55	316	5.7	17	4
Young	50	225	4.5	29	2
Richards	3	18	6.0	11	0
Hoopes	1	13	13.0	13	0
Longley	3	12	4.0	7	0
D. Pearson	1	11	11.0	11	0
Laidlaw	3	10	3.3	10	0
DuPre	1	3	3.0	3	0
Fugett	1	2	2.0	2	0

COWBOYS	571	2,432	4.3	32	17
Opponents	474	1,699	3.6	39	13

RECEIVING	ATT	YDS	AVG	LG	TD
D. Pearson	46	822	17.9	46	8
Fugett	38	488	12.8	54	3
Newhouse	34	275	8.1	23	0
P. Pearson	27	351	13.0	49	2
Richards	21	451	21.5	62	4
Young	18	184	10.2	42	1
Laidlaw	11	100	9.1	25	0
DuPre	9	138	15.3	28	1
Dennison	2	5	2.5	4	0
Breunig	1	21	21.0	21	0

COWBOYS	207	2,835	13.7	62	19
Opponents	162	2,318	14.3	80	19

INTERCEPTIONS	NO	YDS	AVG	LG	TD
Jordan	6	80	13.3	38	0
Renfro	4	70	17.5	22	0
Washington	4	26	6.5	23	0
Harris	3	58	19.3	27	1
Waters	3	55	18.3	35	1
Hughes	2	33	16.5	33	1
Peterson	1	19	19.0	19	0
Gregory	1	3	3.0	3	0
Jones	1	2	2.0	2	0

COWBOYS	25	346	13.8	38	3
Opponents	17	203	11.9	31	0

PUNTING	NO	YDS	AVG	TB	LG	BL	NET
Hoopes	68	2,676	39.4	8	15	55	1
COWBOYS	68	2,676	39.4	8	15	55	1
Opp.	82	3,247	39.6	7	20	64	1

PUNT RETURNS	NO	FC	YDS	AVG	LG	TD
Richards	28	13	288	10.3	43	1
Woolsey	4	2	25	6.3	15	0
COWBOYS	32	15	313	9.8	43	1
Opponents	37	8	261	7.1	34	0

KICKOFF RETURNS	NO	YDS	AVG	LG	TD
P. Pearson	16	391	24.4	42	0
Dennison	13	262	20.2	27	0
Woolsey	12	247	20.6	29	0
Henderson	4	130	32.5	97	1
Young	3	54	18.0	29	0
P. Howard	2	51	25.5	31	0
Breunig	2	13	6.5	7	0
Peterson	1	10	10.0	10	0
Waters	1	0	0.0	0	0

COWBOYS	54	1,158	21.4	97	1
Opponents	66	1,578	23.9	73	0

## SCORE BY

## QUARTERS

	1	2	3	4	OT	T
COWBOYS	36	115	88	105	6	350
Opponents	57	68	51	86	6	268

## FIELD GOALS 11-19 20-29 30-39 40-49 50+

	11-19	20-29	30-39	40-49	50+
Fritsch	2-2	13-14	4-9	3-9	0-1

## COWBOYS 2-2 13-14 4-9 3-9 0-1

## Opponents 0-0 8-10 1-1 3-5 1-2

Fritsch: (32M,25.28M,39.19,31),(40.458,39M), (21.20,39),(24.22,32M),(50M,24),(20.49M, 41M,42),(33.43M,38M),(42B,21),(43,26), (26.45M,20), (37M),(23),(19),(22)

Opponents: (1),(28),(21),(1),(24,29),(28),(43,29M, 45M),(51,44,54B),(29),(49M,23,22B), (35),(27),(48),(1)

## SCORING

	TDR	TDP	TDR	FG	PAT	S	TP
Fritsch	0	0	0	22/35	38/40	0	104

D. Pearson	0	8	0	0/0	0/0	0	48
Dennison	7	0	0	0/0	0/0	0	42

Richards	0	4	1a	0/0	0/0	0	30
P. Pearson	2	2	0	0/0	0/0	0	24

Staubach	4	0	0	0/0	0/0	0	18
Fugett	0	3	0	0/0	0/0	0	24

Young	2	1	0	0/0	0/0	0	12
Newhouse	2	0	0	0/0	0/0	0	18

DuPre	0	1	0	0/0	0/0	0	6
Harris	0	0	1b	0/0	0/0	0	6

Henderson	0	0	1c	0/0	0/0	0	6
Hughes	0	0	1d	0/0	0/0	0	6

Waters	0	0	1e	0/0	0/0	0	6
COWBOYS	17	19	5	22/35	38/40	0	350

Opponents	13	19	1*	13/18	31/32	0	268
-----------	----	----	----	-------	-------	---	-----

a 43 punt return vs. Philadelphia (10/26)  
b 27 interception return vs. Washington (11/2)

c 97 kickoff return vs. St. Louis (9/28)  
d 33 interception return vs. N.Y. Jets (12/21)

e 20 interception return vs. Washington (12/13)  
\* Matuszak fumble recovery in end zone vs. Kansas City (11/10)

## USUAL STARTERS

WR Golden Richards	LE Ed Jones
LT Ralph Neely	LT Jethro Pugh
LG Burton Lawless(10)	RT Larry Cole(8)
Herb Scott(4)	Bill Gregory(6)
C John Fitzgerald	RE Harvey Martin
RG Blaine Nye	LLB Dave Edwards
RT Rayfield Wright	MLB Lee Roy Jordan
TE Jean Fugett(9)	RLB D.D. Lewis
Billy Joe DuPre(5)	LCB Mark Washington
WR Drew Pearson	RCB Mel Renfro
QB Roger Staubach	SS Charlie Waters
RB Preston Pearson(10)	FS Cliff Harris
Doug Dennison(3)	
FB Robert Newhouse	





## 1977 ★ DALLAS COWBOYS STATISTICS ★ 1977

RECORD: 12-2  
FIRST PLACE NFC EAST  
HEAD COACH: TOM LANDRY

Date	W/L	Score	Opponent	Att.
9/18	W	16-10	@ Minnesota (OT)	47,678
9/25	W	41-21	N.Y. GIANTS	64,215
10/2	W	23-7	TAMPA BAY	55,316
10/9	W	30-24	@ St. Louis	50,129
10/16	W	34-16	WASHINGTON	62,115
10/23	W	16-10	@ Philadelphia	65,507
10/30	W	37-0	DETROIT	63,160
11/6	W	24-10	@ N. Y. Giants	74,532
11/14	L	17-24	ST. LOUIS	64,038
11/20	L	13-28	@ Pittsburgh	49,761
11/27	W	14-7	@ Washington	55,031
12/4	W	24-14	PHILADELPHIA	60,289
12/12	W	42-35	@ San Francisco	55,848
12/18	W	14-6	DENVER	63,752

## 1977 DIVISIONAL PLAYOFF

12/26	W	37-7	CHICAGO	62,920
-------	---	------	---------	--------

## 1977 NFC CHAMPIONSHIP GAME

1/1/78	W	23-6	MINNESOTA	61,968
--------	---	------	-----------	--------

## SUPER BOWL XII

(New Orleans)

1/15/78	W	27-10	Denver	76,400
---------	---	-------	--------	--------

## TEAM STATISTICS

	DALLAS	OPP
FIRST DOWNS	272	205
Rushing	118	88
Passing	136	94
Penalty	18	23
Third Down-Made/Att.	90/213	69/207
Third Down Efficiency	42.3	33.3
Fourth Down-Made/Att.	3/5	10/16
TOTAL NET YARDS	4,812	3,213
Avg. Per Game	343.7	229.5
Total Plays	969	880
Avg. Per Play	5.0	3.7
NET YARDS RUSHING	2,369	1,651
Avg. Per Game	169.2	117.9
Total Rushes	564	457
Avg. Per Rush	4.2	3.6
NET YARDS PASSING	2,443	1,562
Sacked/Yards Lost	33/246	53/429
Gross Yards	2,689	1,991
Attempts/Completions	372/215	370/154
Pct. of Completions	57.8	41.6
Had Intercepted	10	21
PUNTS/AVERAGE	83/38.7	103/37.1
Net Punting Average	32.4	31.1
PUNT RET./AVG.	61/8.9	36/7.8
KICKOFF RET./AVG.	44/24.3	71/22.7
INT./AVG. RET.	21/10.9	10/18.4
PENALTIES/YARDS	106/865	78/731
FUMBLES/BALL LOST	26/14	22/10
TOUCHDOWNS	42	26
Rushing	21	9
Passing	18	14
Returns	3	3
EXTRA POINTS/ATTEMPTS	39/41	26/26
FIELD GOALS/ATTEMPTS	18/29	10/15
AVG. TIME OF POSS.	32:37	27:23

PASSING	ATT	COMP	YDS	PCT	AVG	ATT	PCT	TD	INT	PCT	LG	SKS/YDS	RATING
Staubach	361	210	2,620	58.2	7.26	18	5.0	9	2.5	67	30/219	87.1	
D. White	10	4	35	40.0	3.50	0	0.0	1	10.0	12	2/15	45.8	
Dorsett	1	1	34	100.0	34.00	0	0.0	0	0.0	0	34	0/0	118.8
Watters	0	0	0	0.0	0.00	0	0.0	0	0.0	0	1/12	42.3	
COWBOYS	372	215	2,689	57.8	7.23	18	4.8	10	2.7	67	33/246	85.1	
Opponents	370	154	1,991	41.6	5.38	14	3.8	21	5.7	60	53/429	48.0	

RUSHING	ATT	YDS	AVG	LG	TD
Dorsett	208	1,007	4.8	84	12
Newhouse	180	721	4.0	29	3
P. Pearson	89	341	3.8	22	1
Staubach	51	171	3.4	33	3
Dennison	12	60	5.0	17	1
Brinson	8	28	3.5	20	1
D. Pearson	2	22	11.0	11	0
Laidlaw	9	15	1.7	8	0
DuPre	3	9	3.0	7	0
D. White	1	-2	-2.0	-2	0
Johnson	1	-3	-3.0	-3	0
COWBOYS	564	2,369	4.2	84	21
Opponents	457	1,651	3.6	62	9

RECEIVING	ATT	YDS	AVG	LG	TD
D. Pearson	48	870	18.1	67	2
P. Pearson	46	535	11.6	36	4
Dorsett	29	273	9.4	23	1
DuPre	28	347	12.4	23	3
Richards	17	225	13.2	50	3
Newhouse	16	106	6.6	41	1
Johnson	12	135	11.3	22	1
Saldi	11	108	9.8	23	2
Laidlaw	5	60	12.0	18	1
Hill	2	21	10.5	12	0
Dennison	1	9	9.0	9	0
COWBOYS	215	2,689	12.5	67	18
Opponents	154	1,991	12.9	60	14

INTERCEPTIONS	NO	YDS	AVG	LG	TD
Harris	5	7	1.4	7	0
Henderson	3	79	26.3	79	1
Waters	3	11	3.7	6	0
Washington	2	32	16.0	21	0
Renfro	2	28	14.0	25	0
Hughes	2	19	9.5	11	0
Lewis	1	29	29.0	29	0
Breunig	1	15	15.0	15	0
Kyle	1	9	9.0	9	0
Hegman	1	0	0.0	0	0
COWBOYS	21	229	10.9	79	1
Opponents	10	184	18.4	48	0

PUNTING	NO	YDS	AVG	TB20	LG	BL	NET
D. White	81	3,171	39.6	10	25	57	133.2
Herrera	2	44	22.0	0	2	28	0 22.0
COWBOYS	83	3,215	38.7	10	27	57	132.4
Opp.	103	3,825	37.1	4	10	65	0 31.1

PUNT RETURNS	NO	FC	YDS	AVG	LG	TD
Johnson	50	15	423	8.5	38	0
Hill	10	1	124	12.4	29	0
Harris	1	0	-2	-2.0	-2	0
COWBOYS	61	16	545	8.9	38	0
Opponents	36	8	280	7.8	68	1

KICKOFF RETURNS	NO	YDS	AVG	LG	TD
Johnson	22	536	24.4	64	0
Brinson	17	409	24.1	41	0
Hill	3	64	21.3	29	0
Dennison	1	30	30.0	30	0
Henderson	1	8	8.0	8	0
DuPre	0	24	24.0	24	0
COWBOYS	44	1,071	24.3	64	0
Opponents	71	1,614	22.7	48	0

SCORE BY	1	2	3	4	OT	T
QUARTERS						
COWBOYS	64	129	53	93	6	345
Opponents	33	73	69	37	0	212

FIELD GOALS	11-19	20-29	30-39	40-49	50+
Herrera	2-2	5-7	4-8	6-11	1-1
COWBOYS	2-2	5-7	4-8	6-11	1-1
Opponents	0-0	3-3	4-5	1-4	2-3

Herrera: (40,27M), (37,41,38B), (32,31M,19,20), (29,46M,40,44), (44B,44,52), (34M,49M,18), (21,45,30), (35), (21), (1), (1), (24), (49M), (38M,35M,28M)  
Opponents: (31M,35), (1), (1), (32), (25,40,53), (32), (1), (50M,51), (26), (1), (41M,40M,43M), (1), (1), (22,37)

SCORING	TDR	TDP	TDR1	FG	PAT	S	TP
Herrera	0	0	0	18/29	39/41	0	93
Dorsett	12	1	0	0/0	0/0	0	78
P. Pearson	1	4	0	0/0	0/0	0	30
Newhouse	3	1	0	0/0	0/0	0	24
DuPre	0	3	0	0/0	0/0	0	18
Richards	0	3	0	0/0	0/0	0	18
Saldi	0	2	1a	0/0	0/0	0	18
Staubach	3	0	0	0/0	0/0	0	18
D. Pearson	0	2	0	0/0	0/0	0	12
Brinson	1	0	0	0/0	0/0	0	6
Dennison	1	0	0	0/0	0/0	0	6
Henderson	0	0	1b	0/0	0/0	0	6
Johnson	0	1	0	0/0	0/0	0	6
Laidlaw	0	1	0	0/0	0/0	0	6
Waters	0	0	1c	0/0	0/0	0	6
COWBOYS	21	18	3	18/29	39/41	0	345
Opponents	9	14	3	10/15	26/26	0	212

a 8 fumble return vs. N. Y. Giants (11/6)

b 79 interception return vs. Tampa Bay (10/2)

c 17 blocked punt return vs. Philadelphia (10/23)

\* Hammond 68 punt return vs. N. Y. Giants (9/25)

Wood 37 fumble return vs. Tampa Bay (10/2)

Davis 35 fumble return vs. St. Louis (10/9)

## USUAL STARTERS

WR Golden Richards	LE Ed Jones
LT Ralph Neely	LT Jethro Pugh
LG Herb Scott(10)	RT Randy White
Burton Lawless(4)	RE Harvey Martin
C. John Fitzgerald	LLB Thomas Henderson
RG Tom Rafferty	MLB Bob Breunig
TE Pat Donovan	RLB D.D. Lewis
RT Billy Joe DuPre	LCB Benny Barnes
WR Drew Pearson	RCB Aaron Kyle(10)
QB Roger Staubach	Mark Washington(4)
RB Preston Pearson(10)	SS Charlie Waters
Tony Dorsett(4)	FS Cliff Harris
FB Robert Newhouse	



## HISTORY

## 1978 ★ DALLAS COWBOYS STATISTICS ★ 1978

RECORD: 12-4  
FIRST PLACE, NFC EAST  
HEAD COACH: TOM LANDRY

Date	W/L	Score	Opponent	Att.
9/4	W	38-0	BALTIMORE	64,224
9/10	W	34-24	@ N.Y. Giants	73,265
9/17	L	14-27	@ Los Angeles	65,749
9/24	W	21-12	ST. LOUIS	62,760
10/2	L	5-9	@ Washington	55,031
10/8	W	24-3	N. Y. GIANTS	63,420
10/15	W	24-21	@ St. Louis (OT)	48,991
10/22	W	14-7	PHILADELPHIA	60,525
10/26	L	10-21	MINNESOTA	61,848
11/5	L	16-23	@ Miami	69,414
11/12	W	42-14	@ Green Bay	55,256
11/19	W	27-7	NEW ORLEANS	57,920
11/23	W	37-10	WASHINGTON	64,905
12/3	W	17-10	NEW ENGLAND	63,263
12/10	W	31-13	@ Philadelphia	64,667
12/17	W	30-7	@ N.Y. Jets	52,532

## 1978 DIVISIONAL PLAYOFF

12/30 W 27-20 ATLANTA 60,338

## 1978 NFC CHAMPIONSHIP GAME

1/7/79 W 28-0 @ Los Angeles 67,470

## SUPER BOWL XIII

(Miami)

1/21/79 L 31-35 Pittsburgh 78,656

## TEAM STATISTICS

	DALLAS	OPP
TEAM DOWNS	342	232
Rushing	146	83
Passing	167	128
Penalty	29	21
Third Down-Made/Att	118/235	78/220
Third Down Efficiency	50.2	35.5
Fourth Down-Made/Att	4/8	8/13
TOTAL NET YARDS	5,359	4,009
Avg. Per Game	372.4	250.6
Total Plays	1,107	967
Avg. Per Play	5.4	4.1
NET YARDS RUSHING	2,783	1,721
Avg. Per Game	173.9	107.6
Total Rushes	625	477
Avg. Per Rush	4.5	3.6
NET YARDS PASSING	3,176	2,288
Sacked/Yards Lost	33/229	58/442
Gross Yards	3,405	2,730
Attempts/Completions	449/251	432/202
Pct. of Completions	55.9	46.8
Had Intercepted	17	23
PUNTS/AVERAGE	77/39.9	108/39.2
Net Punting Average	33.1	32.4
PUNT RET./AVG.	63/8.0	40/7.8
KICKOFF RET./AVG.	47/19.1	73/23.4
INT./AVG. RET.	23/17.7	17/10.4
PENALTIES/YARDS	96/816	95/783
FUMBLES/BALL LOST	36/18	27/13
TOUCHDOWNS	48	25
Rushing	22	13
Passing	25	11
Returns	1	1
EXTRA POINTS/ATTEMPTS	46/48	23/25
FIELD GOALS/ATTEMPTS	16/26	11/22
AVG. TIME OF POSS.	32:24	27:36

RUSHING	ATT	YDS	AVG	LG	TD
Dorsett	290	1,325	4.6	63	7
Newhouse	140	584	4.2	24	8
Laidlaw	75	312	4.2	59	3
Staubach	42	182	4.3	23	1
P. Pearson	25	104	4.2	18	0
Brinson	18	96	5.3	39	2
Dennison	14	75	5.4	23	1
Blackwell	9	37	4.1	13	0
D. Pearson	3	29	9.7	33	0
Hill	3	17	5.7	14	0
DuPree	1	15	15.0	15	0
D. White	5	7	1.4	4	0

COWBOYS	625	2,783	4.5	63	22
Opponents	477	1,721	3.6	52	13

RECEIVING	NO	YDS	AVG	LG	TD
P. Pearson	47	526	11.2	34	0
Hill	46	823	17.9	54	6
D. Pearson	44	714	16.2	53	3
Dorsett	37	378	10.2	91	2
DuPree	34	509	15.0	38	9
Newhouse	20	176	8.8	24	2
Johnson	12	155	12.9	23	0
Laidlaw	6	108	18.0	44	1
Saldi	3	8	2.7	5	2
Dennison	1	6	6.0	6	0
Richards	1	2	2.0	2	0

COWBOYS	251	3,405	13.6	91	25
Opponents	202	2,730	13.5	51	11

INTERCEPTIONS	NO	YDS	AVG	LG	TD
Barnes	5	72	14.4	38	0
Waters	4	61	15.3	22	0
Harris	4	26	6.5	23	0
Kyle	3	20	6.7	17	0
Hughes	2	80	40.0	56	0
Thurman	2	35	17.5	23	0
Cole	1	13	13.0	13	0
Martin	1	7	7.0	7	0
Breunig	1	2	2.0	2	0

COWBOYS	23	316	13.7	56	0
Opponents	17	176	10.4	43	1

PUNTING	NO	YDS	AVG	TB IN/20	LG	BL	NET
D. White	77	3,076	39.9	11	16	56	1 33.1
COWBOYS	77	3,076	39.9	11	16	56	1 33.1
Opp.	108	4,257	39.4	13	16	61	0 32.4

PUNT RETURNS	NO	FC	YDS	AVG	LG	TD
Johnson	51	12	401	7.9	23	0
Hill	11	0	101	9.2	20	0
Thurman	1	0	0	0.0	0	0

COWBOYS	63	12	502	8.0	23	0
Opponents	40	13	311	7.8	38	0

KICKOFF RETURNS	NO	YDS	AVG	LG	TD
Johnson	29	603	20.8	56	0
Brinson	6	93	15.5	31	0
Blackwell	3	70	23.3	31	0
Dennison	3	63	21.0	24	0
Thurman	3	42	14.0	20	0
R. White	1	15	15.0	15	0
Lawless	1	10	10.0	10	0
Saldi	1	0	0.0	0	0

COWBOYS	47	896	19.1	56	0
Opponents	73	1,709	23.4	57	0

SCORE BY	1	2	3	4	OT	T
QUARTERS						
COWBOYS	58	121	118	84	3	384
Opponents	83	43	25	57	0	208

FIELD GOALS	11-19	20-29	30-39	40-49	50+
Septien	2-3	8-8	3-5	6-11	0-0
COWBOYS	2-3	8-8	3-5	6-11	0-0
Opponents	0-0	3-3	3-7	4-10	1-2

Septien: (18M,45M,48), (1,49M), (1,19), (22), (49M,47), (40M), (25), (30,39,24), (33M), (47M,24,26), (33,21,38M,44), (26), (44M, 18,43M), (22)

Opponents: (37M), (42), (47M), (23,47M,44B,42M), (52,42,27), (37), (33M), (1,47M), (45,23), (33), (1,1), (48,53B), (46B,30,36B,39M), (1), (1)

SCORING	TDR	TD	FG	PAT	S	TP
Septien	0	0	0	16/26	46/47	0 94
Dorsett	7	2	1a	0/0	0/0	0 60
Newhouse	8	2	0	0/0	0/0	0 60
DuPree	0	9	0	0/0	0/0	0 54
Hill	0	6	0	0/0	0/0	0 36
Laidlaw	3	1	0	0/0	0/0	0 24
D. Pearson	0	3	0	0/0	0/0	0 18
Brinson	2	0	0	0/0	0/0	0 12
Saldi	0	2	0	0/0	0/0	0 12
Dennison	1	0	0	0/0	0/0	0 6
Staubach	1	0	0	0/0	0/0	0 6
Waters	0	0	0	0/0	1+ 2	
COWBOYS	22	25	1	16/26	46/48	1 384
Opponents	13	11	1*	11/22	23/25	1#282

a 54 fumble return vs. N. Y. Jets (12/17)  
+ sacked Theismann in end zone vs. Washington (10/2)  
\* Perry 43 interception return vs. Los Angeles (9/17)  
# Thaxton blocked punt out of end zone vs. St. Louis (9/24)  
% missed PAT @ N.Y. Giants (9/10)  
\$ fumbled snap on PAT @ N.Y. Jets (12/17)

## USUAL STARTERS

WR Tony Hill	LE Ed Jones
LT Pat Donovan	LT Jethro Pugh(13)
LG Herb Scott	LG Larry Cole(3)
C John Fitzgerald	RT Randy White
RG Tom Rafferty	RE Harvey Martin
RT Rayfield Wright(11)	MLB Bob Henderson
Andy Frederick(3)	MLB Bob Henderson
TE Billy Joe DuPree	RLB D.D. Lewis
WR Drew Pearson	RCB Benny Barnes
QB Roger Staubach	RCB Aaron Kyle
RB Tony Dorsett	SS Charlie Waters
FB Robert Newhouse(12)	FS Cliff Harris
Scott Laidlaw(4)	



## 1979 ★ DALLAS COWBOYS STATISTICS ★ 1979

Record: 11-5  
First Place, NFC East  
Head Coach: Tom Landry

Date	W/L	Score	Opponent	Att.
9/2	W	22-21	@ St. Louis	50,855
9/9	W	21-13	@ San Francisco	56,728
9/16	W	24-20	CHICAGO	64,056
9/24	L	7-26	@ Cleveland	80,123
9/30	W	38-13	CINCINNATI	63,179
10/7	W	36-20	@ Minnesota	47,572
10/14	W	30-6	LOS ANGELES	64,462
10/21	W	22-13	ST. LOUIS	64,300
10/28	L	3-14	@ Pittsburgh	50,199
11/4	W	16-14	@ N. Y. GIANTS	76,490
11/12	L	21-31	PHILADELPHIA	62,417
11/18	L	20-34	@ Washington	55,031
11/22	L	24-30	HOUSTON	63,897
12/2	W	36-20	N. Y. GIANTS	63,787
12/8	W	24-17	@ Philadelphia	71,434
12/16	W	35-34	WASHINGTON	62,867

## 1979 DIVISIONAL PLAYOFF

12/30	L	19-21	LOS ANGELES	64,792
-------	---	-------	-------------	--------

TEAM STATISTICS	DALLAS	OPP
FIRST DOWNS	339	259
Rushing	122	105
Passing	195	135
Penalty	22	19
Third Down-Made/Att.	120/241	80/228
Third Down Efficiency	49.8	35.1
Fourth Down-Made/Att.	2/9	5/11
TOTAL NET YARDS	5,968	4,586
Avg. Per Game	373.0	286.6
Total Plays	1,122	978
Avg. Per Play	5.3	4.7
NET YARDS RUSHING	2,375	2,115
Avg. Per Game	148.4	132.2
Total Rushes	578	500
Avg. Per Rush	4.1	4.2
NET YARDS PASSING	3,593	2,471
Sacked/Yards Lost	41/290	43/362
Gross Yards	3,883	2,833
Attempts/Completions	503/287	435/207
Pct. of Completions	57.1	47.6
Had Intercepted	13	13
PUNTS/AVERAGE	76/41.7	96/40.8
Net Punting Average	36.0	35.7
PUNT RET./AVG.	51/6.5	34/7.4
KICKOFF RET./AVG.	68/19.4	68/23.2
INT./AVG. RET.	13/14.8	13/8.8
PENALTIES/YARDS	100/845	70/704
FUMBLES/BALL LOST	33/21	20/10
TOUCHDOWNS	45	38
Rushing	15	15
Passing	29	21
Returns	1	2
EXTRA POINTS/ATTEMPTS	40/45	34/38
FIELD GOALS/ATTEMPTS	19/29	17/27
AVG. TIME OF POSS.	32:57	27:03

RUSHING	ATT	YDS	AVG	LG	TD
Dorsett	250	1,107	4.4	41	6
Newhouse	124	449	3.6	21	3
Springs	67	248	3.7	15	2
Laidlaw	69	236	3.4	15	3
Staubach	37	172	4.5	20	0
Brinson	14	48	3.6	10	0
D. Pearson	3	27	9.0	16	0
White	1	25	25.0	25	0
DuPree	2	19	9.5	20	0
Hill	2	18	9.9	12	0
P. Pearson	7	14	2.0	11	1
Johnson	1	13	13.0	13	0
Saldi	1	-1	-1.0	-1	0

COWBOYS	578	2,375	4.1	41	15
Opponents	500	2,115	4.2	76	15

RECEIVING	ATT	YDS	AVG	LG	TD
Hill	60	1,062	17.7	75	10
D. Pearson	55	1,026	18.7	56	8
Dorsett	45	375	8.3	32	1
DuPree	29	324	11.2	33	5
P. Pearson	26	333	12.8	26	1
Springs	25	251	10.0	27	1
Saldi	14	181	12.9	23	1
Laidlaw	12	59	4.9	12	0
Newhouse	7	55	7.9	21	1
Johnson	6	105	17.5	28	1
Cosbie	5	36	7.2	12	0
Wilson	3	76	25.3	45	0
COWBOYS	287	3,883	13.5	75	29
Opponents	207	2,833	13.7	64	21

INTERCEPTIONS	NO	YDS	AVG	LG	TD
Hughes	2	91	45.5	68	0
Harris	2	35	17.5	20	0
Barnes	2	20	10.0	11	0
Lewis	2	8	4.0	5	0
Kyle	2	0	0.0	0	0
Mitchell	1	36	36.0	36	0
Thornhill	1	3	3.0	3	0
Thurman	1	0	0.0	0	0
COWBOYS	13	193	14.8	68	0
Opponents	13	114	8.8	39	1

PUNTING	NO	YDS	AVG	TD	LG	BL	NET
D. White	76	3,168	41.7	9	21	73	0 36.0
COWBOYS	76	3,168	41.7	9	21	73	0 36.0
Opp.	96	3,921	40.8	8	17	72	0 35.7

PUNT RETURNS	NO	FC	YDS	AVG	LG	TD
Wilson	35	12	236	6.8	13	0
Manning	10	2	55	5.5	17	0
Hill	6	1	43	7.2	12	0
COWBOYS	51	15	334	6.5	17	0
Opponents	34	18	252	7.4	31	0

KICKOFF RETURNS	NO	YDS	AVG	LG	TD
Springs	38	780	20.5	70	0
Wilson	19	328	17.2	26	0
Manning	7	145	20.7	47	0
Brinson	2	29	14.5	17	0
Hill	1	32	32.0	32	0
Hutther	1	8	8.0	8	0
COWBOYS	68	1,322	19.4	70	0
Opponents	68	1,580	23.2	106	1

SCORE BY QUARTERS	1	2	3	4	OT	T
COWBOYS	73	102	87	109	0	371
Opponents	87	88	60	78	0	313

FIELD GOALS	11-19	20-29	30-39	40-49	50+
Septien	0-0	7-7	7-11	3-8	2-3
COWBOYS	0-0	7-7	7-11	3-8	2-3
Opponents	0-0	4-4	4-6	7-13	2-4

Septien: (37.50M,24.27),(23.51),(46.43M),(34B,47M),(26),(34),(32),(51,47M,29),(32,32M),(26,37,22),(47M),(34,37),(44),(34M,31M,46M),(40),1  
Opponents: (60M),(30.35M,44),(1),(48,38),(37,35),(42,41),(51,41,48M,40B),(32M),(48M),(45M,59.52M,45M),(44M,46,45),(27),(1),(27),(24,24)

SCORING	TDR	TD	TDRI	FG	PAT	S	TP
Septien	0	0	0	19/29	40/44	0	97
Hill	0	10	0	0/0	0/0	0	60
D. Pearson	0	8	0	0/0	0/0	0	48
Dorsett	6	1	0	0/0	0/0	0	42
DuPree	0	5	0	0/0	0/0	0	30
Newhouse	3	1	0	0/0	0/0	0	24
Laidlaw	3	0	0	0/0	0/0	0	18
Springs	2	1	0	0/0	0/0	0	18
P. Pearson	1	1	0	0/0	0/0	0	12
Barnes	0	0	1a	0/0	0/0	0	6
Johnson	0	1	0	0/0	0/0	0	6
Saldi	0	1	0	0/0	0/0	0	6
COWBOYS	15	29	1	19/29	40/45	0	371
Opponents	15	21	2*	17/27	34/38	0	313

a 33 fumble return vs. Minnesota (10/7)

\* Darden 39 interception return vs. Cleveland (9/24)

Green 108 kickoff return vs. St. Louis (10/21)

## USUAL STARTERS

WR Tony Hill	LE Larry Cole(12)
LT Pat Donovan	John Dutton(4)
LG Herb Scott	LT Dave Stalls(12)
C John Fitzgerald	Larry Cole(4)
RG Tom Raftery	RT Randy White
RT Jim Cooper(11)	RE Harvey Martin
Rayfield Wright(5)	LLB Thomas Henderson(10)
TE Billy Joe DuPree	Mike Hegman(5)
WR Drew Pearson	MLB Bob Breung
QB Roger Staubach	RLB D.D. Lewis
RB Tony Dorsett	LCB Benny Barnes
FB Robert Newhouse(12)	RCB Aaron Kyles
Scott Laidlaw(3)	SS Randy Hughes
	FS Cliff Harris

PASSING	ATT	COMP	YDS	PCT	ATT	TD	INT	PCT	INT	LG	SKS/YDS	RATING
Staubach	461	267	3,586	57.9	7.78	27	5.9	11	2.4	751	36/240	92.4
D. White	39	19	267	48.7	6.85	1	2.6	2	5.1	45	4/46	58.6
Springs	3	1	30	33.0	10.00	1	33.0	0	0.0	30	1/4	111.0
COWBOYS	503	287	3,883	57.1	7.72	29	5.8	13	2.6	751	41/290	90.3
Opponents	435	207	2,833	47.6	6.51	21	4.8	13	3.0	641	43/362	72.4



## 1980 ★ DALLAS COWBOYS STATISTICS ★ 1980

RECORD: 12-4  
SECOND PLACE, NFC EAST  
HEAD COACH: TOM LANDRY

Date	W/L	Score	Opponent	Alt.
9/8	W	17-3	@ Washington	55,045
9/14	L	20-41	@ Denver	74,919
9/21	W	28-17	TAMPA BAY	62,750
9/28	W	28-7	@ Green Bay	54,776
10/5	W	24-3	N. Y. GIANTS	59,126
10/12	W	59-14	SAN FRANCISCO	63,399
10/19	L	10-17	@ Philadelphia	70,696
10/26	W	42-31	SAN DIEGO	60,639
11/2	W	27-24	@ St. Louis	50,701
11/9	L	35-38	@ N. Y. Giants	68,343
11/16	W	31-21	ST. LOUIS	52,567
11/23	W	14-10	WASHINGTON	58,809
11/27	W	51-7	SEATTLE	57,540
12/4	W	19-13	@ Oakland	53,194
12/15	L	14-38	@ Los Angeles	65,154
12/21	W	35-27	PHILADELPHIA	62,548

1980 NFC WILD CARD GAME  
12/28 W 34-13 LOS ANGELES 64,533

1980 DIVISIONAL PLAYOFF  
1/4/81 W 30-27 @ Atlanta 60,022

1980 NFC CHAMPIONSHIP GAME  
1/11/81 L 7-20 @ Philadelphia 70,696

TEAM STATISTICS	DALLAS	OPP
FIRST DOWNS	337	296
Rushing	143	98
Passing	171	160
Penalty	23	28
Third Down-Made/Att	130/243	88/222
Third Down Efficiency	53.5	39.6
Fourth Down-Made/Att	5/11	7/15
TOTAL NET YARDS	5,468	5,279
Avg. Per Game	341.8	329.9
Total Plays	1,075	996
Avg. Per Play	5.1	5.3
NET YARDS RUSHING	2,346	2,069
Avg. Per Game	146.6	129.3
Total Rushes	594	469
Avg. Per Rush	4.0	4.4
NET YARDS PASSING	3,104	3,205
Sacked/Yards Lost	31/252	43/358
Gross Yards	3,356	3,563
Attempts/Completions	449/265	484/231
Pct. of Completions	59.6	47.7
Had Intercepted	25	27
PUNTS/AVERAGE	71/40.8	76/43.5
Net Punting Average	34.8	34.7
PUNT RET./AVG.	55/10.1	31/6.6
KICKOFF RET./AVG.	58/21.7	73/21.5
INT./AVG. RET.	27/19.4	25/7.2
PENALTIES/YARDS	107/908	106/989
FUMBLES/BALL LOST	27/14	33/20
TOUCHDOWNS	60	38
Rushing	26	15
Passing	30	21
Returns	4	2
EXTRA POINTS/ATTEMPTS	59/60	38/38
FIELD GOALS/ATTEMPTS	11/17	15/28
AVG. TIME OF POSS.	32:46	27:14

RUSHING	ATT	YDS	AVG	LG	TD
Dorsett	278	1,185	4.3	56	11
Newhouse	118	451	3.8	29	6
Springs	89	326	3.7	20	6
J. Jones	41	135	3.4	9	0
D. White	27	114	4.2	48	1
Newsome	23	73	3.1	23	2
D. Pearson	3	31	10.3	32	0
Hill	4	27	6.8	15	0
DuPree	4	19	4.8	11	0
Carano	4	6	1.5	5	0
P. Pearson	3	6	2.0	2	0

COWBOYS	594	2,373	4.0	56	26
Opponents	469	2,069	4.4	51	15

RECEIVING	NO	YDS	AVG	LG	TD
Hill	60	1,055	17.6	58	8
D. Pearson	43	568	13.2	30	6
Dorsett	34	263	7.7	27	0
DuPree	29	312	10.8	39	7
Saldi	25	311	12.4	43	1
P. Pearson	20	213	10.7	20	2
Johnson	19	263	13.7	29	4
Springs	15	212	14.1	58	1
Newhouse	8	75	9.4	18	0
J. Jones	5	39	7.8	16	0
Newsome	4	43	10.6	16	0
Cosbie	2	11	5.5	5	1
D. White	1	-9	-9.0	-9	0

COWBOYS	265	3,356	12.7	58	30
Opponents	231	3,563	15.4	69	21

INTERCEPTIONS	NO	YDS	AVG	LG	TD
Thurman	5	114	22.8	78	1
Waters	5	78	15.6	29	0
Wilson	4	82	20.5	35	0
Mitchell	3	56	18.7	56	0
Breunig	3	34	11.3	15	0
Dickerson	2	46	23.0	34	0
Hegman	2	2	1.0	2	0
Cole	1	43	43.0	43	1
Dutton	1	38	38.0	38	1
Barnes	1	30	30.0	30	0

COWBOYS	27	523	19.4	78	3
Opponents	25	179	7.2	36	1

PUNTING	NO	YDS	AVG	TD	LG	BL	NET
D. White	71	2,903	40.9	11	78	58	0 34.8
COWBOYS	71	2,903	40.9	11	78	58	0 34.8
Opp.	76	3,304	43.5	6	14	58	0 34.7

PUNT RETURNS	NO	FC	YDS	AVG	LG	TD
J. Jones	54	4	548	10.1	52	0
Solomon	1	0	8	8.0	8	0

COWBOYS	55	4	556	10.1	52	0
Opponents	31	10	206	6.6	27	0

KICKOFF RETURNS	NO	YDS	AVG	LG	TD
J. Jones	32	720	22.5	41	0
Newsome	12	293	24.4	36	0
Wilson	7	139	19.9	34	0
Hurt	4	71	17.8	24	0
Saldi	1	23	23.0	23	0
Cosbie	1	13	13.0	13	0
Waters	1	0	0.0	0	0

COWBOYS	58	1,259	21.7	41	0
Opponents	73	1,568	21.5	53	0

SCORE BY QUARTERS	1	2	3	4	OT	T
COWBOYS	96	153	86	119	0	454
Opponents	66	123	44	78	0	311

FIELD GOALS	11-19	20-29	30-39	40-49	50+
Septien	1-1	3-4	6-6	0-3	1-3
COWBOYS	1-1	3-4	6-6	0-3	1-3
Opponents	1-1	5-8	3-7	4-9	2-3

Septien: (19),(30,37),(38,27M),(26,40M),(33),(43M,42M,44M),(28,32),(23),(3),(52,34),(51M),(1)  
Opponents: (45M,29M,45),(46,55),(22,35M),(33M,53M,51),(35,38M),(45,45M),(42),(27),(44M),(34),(1),(22,41M,38),(33M,27),(43M,27M,29,25M,19)

SCORING	TD	TDP	TDRI	FG	PAT	S	TP
Septien	0	0	0	11/17	59/60	1	62
Dorsett	11	0	0	0/0	0/0	0	96
Hill	0	8	0	0/0	0/0	0	48
Springs	6	1	0	0/0	0/0	0	42
DuPree	0	7	0	0/0	0/0	0	42
Newhouse	6	0	0	0/0	0/0	0	36
D. Pearson	0	6	0	0/0	0/0	0	36
Johnson	0	4	0	0/0	0/0	0	24
Newsome	2	0	0	0/0	0/0	0	12
P. Pearson	0	2	0	0/0	0/0	0	12
Cosbie	0	1	0	0/0	0/0	0	6
Saldi	0	1	0	0/0	0/0	0	6
Thurman	0	0	1a	0/0	0/0	0	6
Dutton	0	0	1b	0/0	0/0	0	6
Hegman	0	0	1c	0/0	0/0	0	6
Cole	0	0	1d	0/0	0/0	0	6
D. White	1	0	0	0/0	0/0	0	6
COWBOYS	26	30	4	11/17	59/60	1	454
Opponents	15	21	2*	15/28	38/38	0	311

a 78 interception return vs. St. Louis (11/2)  
b 38 interception return vs. N. Y. Giants (10/5)  
c fumble recovery in end zone vs. Philadelphia (10/19)  
d 43 interception return vs. Washington (11/23)  
+ Zorn grounded ball from end zone vs. Seattle (11/27)  
\* Thompson 32 fumble return vs. Denver (9/14)  
Lowie 16 interception return vs. San Diego (10/26)

## USUAL STARTERS

WR Tony Hill(13)	LE Ed Jones
Jay Saldi(3)	LT Larry Cole
LT Pat Donovan	RT Randy White
LG Herb Scott	RE Harvey Martin
C John Fitzgerald	LLB Mike Hegman
RG Tom Rafferty	MLB Bob Breunig
RT Jim Cooper	RLB D.D. Lewis
TE Billy Joe DuPree	LCB Steve Wilson(10)
WR Drew Pearson	Benny Barnes(6)
QB Danny White	RCB Aaron Mitchell
RB Tony Dorsett	SS Charlie Waters
FB Robert Newhouse(10)	FS Dennis Thurman
Ron Springs(5)	



## 1981 ★ DALLAS COWBOYS STATISTICS ★ 1981

RECORD: 12-4  
FIRST PLACE, NFC EAST  
HEAD COACH: TOM LANDRY

Date	W/L	Score	Opponent	Att.
9/6	W	26-10	@ Washington	55,045
9/13	W	30-17	ST. LOUIS	63,602
9/21	W	35-21	@ New England	60,311
9/27	W	18-10	N.Y. GIANTS	63,449
10/4	L	17-20	ST. LOUIS	49,777
10/11	L	14-45	@ San Francisco	57,574
10/18	W	29-17	LOS ANGELES	64,649
10/25	W	28-27	MIAMI	64,221
11/1	W	17-14	@ Philadelphia	62,111
11/9	W	27-14	BUFFALO	62,583
11/15	L	24-27	@ Detroit	79,694
11/22	W	24-10	WASHINGTON	64,583
11/26	W	10-9	CHICAGO	63,499
12/6	W	37-13	@ Baltimore	54,871
12/13	W	21-10	PHILADELPHIA	64,955
12/19	L	10-13	@ N.Y. Giants (OT)	73,009

## 1981 DIVISIONAL PLAYOFF

1/2/82	W	38-0	TAMPA BAY	64,848
--------	---	------	-----------	--------

## 1981 NFC CHAMPIONSHIP GAME

1/10/82L	27-28	@ San Francisco	60,525
----------	-------	-----------------	--------

## TEAM STATISTICS

	DALLAS	OPP
FIRST DOWNS	321	286
Rushing	137	107
Passing	158	160
Penalty	26	18
Third Down-Made/Att.	99/244	72/211
Third Down Efficiency	40.6	34.1
Fourth Down-Made/Att.	5/11	7/15
TOTAL NET YARDS	5,880	5,419
Avg. Per Game	367.5	338.7
Total Plays	1,100	1,021
Avg. Per Play	5.3	5.3
NET YARDS RUSHING	2,711	2,049
Avg. Per Game	169.4	128.0
Total Rushes	630	468
Avg. Per Rush	4.3	4.4
NET YARDS PASSING	3,169	3,370
Sacked/Yards Lost	31/245	42/347
Gross Yards	3,414	3,717
Attempts/Completions	439/241	511/236
Pct. of Completions	54.9	46.2
Had Intercepted	15	37
PUNTS/AVERAGE	83/40.3	80/41.1
Net Punting Average	35.8	36.4
PUNT RET./AVG.	45/5.2	38/6.1
KICKOFF RET./AVG.	54/18.2	71/21.2
INT./AVG. RET.	37/13.0	15/8.3
PENALTIES/YARDS	103/839	104/837
FUMBLES/BALL LOST	45/20	43/16
TOUCHDOWNS	40	34
Rushing	15	16
Passing	24	17
Returns	1	1
EXTRA POINTS/ATTEMPTS	40/40	31/34
FIELD GOALS/ATTEMPTS	27/35	14/29
AVG. TIME OF POSS.	31:47	28:13

PASSING	ATT	COMP	YDS	PCT	AVG	ATT	PCT	TD	INT	LG	SKS/YDS	RATING
D. White	391	223	3,098	57.0	7.92	22	5.6	13	3.3	73t	30/234	87.5
Carano	45	16	235	35.5	5.22	1	2.2	1	2.2	55	1/1	51.6
Pearson	2	2	81	100.0	40.50	1	50.0	0	0.0	59	0/0	121.0
Springs	1	0	0	0.0	0.00	0	0	1	0.0	0	0/0	0.0
COWBOYS	439	241	3,414	54.9	7.78	24	5.5	15	3.4	73t	31/245	84.4
Opponents	511	236	3,717	46.2	7.27	17	3.3	37	7.2	81t	42/347	51.9

RUSHING	ATT	YDS	AVG	LG	TD
Dorsett	342	1,646	4.8	75t	4
Springs	172	625	3.6	16	10
J. Jones	34	183	5.3	59t	1
D. White	38	104	2.7	17	0
Newsome	13	38	2.9	7	0
Newhouse	14	33	2.3	6	0
Cosbie	4	33	8.3	15	0
Pearson	3	31	10.3	25	0
DuPree	1	12	12.0	12	0
Carano	8	9	1.1	11	0
Hill	1	3	3.0	3	0

COWBOYS	630	2,711	4.3	75t	15
Opponents	468	2,049	4.4	38t	16

RECEIVING	ATT	YDS	AVG	LG	TD
Hill	46	953	20.7	63t	4
Springs	46	359	7.8	32t	2
Pearson	38	614	16.2	42t	3
Dorsett	32	325	10.2	73t	2
Johnson	25	552	22.1	55	5
DuPree	19	214	11.3	33t	2
Cosbie	17	225	13.2	28t	5
Saldi	8	82	10.2	14t	1
J. Jones	6	37	6.2	16	0
Donley	3	32	10.7	17	0
Newhouse	1	21	21.0	21	0

COWBOYS	241	3,414	14.2	73t	24
Opponents	236	3,717	15.8	81t	17

INTERCEPTIONS	NO	YDS	AVG	LG	TD
Walls	11	133	12.1	33	0
Thurman	9	187	20.8	96	0
Downs	7	81	11.6	21	0
Waters	3	21	7.0	21	0
Breunig	2	8	4.0	8	0
Wilson	2	0	0.0	0	0
Brown	1	28	28.0	28	0
Barnes	1	24	24.0	24	0
Lewis	1	0	0.0	0	0

COWBOYS	37	482	13.0	96	0
Opponents	15	124	8.3	41	0

PUNTING	NO	YDS	AVG	TB IN20	LG	BL	NET
D. White	81	3,284	40.8	7	19	60	36.0
Septien	2	62	31.0	0	0	33	0
COWBOYS	83	3,346	40.3	7	19	60	35.8
Opp.	80	3,289	41.1	7	17	57	0

PUNT RETURNS	NO	FC	YDS	AVG	LG	TD
J. Jones	33	2	188	5.7	17	0
Fellows	11	1	44	4.4	10	0
Donley	1	0	3	3.0	3	0
Thurman	0	1	0	0.0	0	0
Wilson	0	1	0	0.0	0	0
COWBOYS	45	5	235	5.2	17	0
Opponents	38	8	231	6.1	21	0

KICKOFF RETURNS	NO	YDS	AVG	LG	TD
J. Jones	27	517	19.1	33	0
Newsome	12	228	19.0	27	0
Fellows	8	170	21.3	31	0
Newhouse	3	34	10.4	12	0
Wilson	2	32	16.0	17	0
Cosbie	1	0	0.0	0	0
COWBOYS	54	981	18.2	33	0
Opponents	71	1,508	21.2	65	0

SCORE BY	1	2	3	4	OT	T
QUARTERS						
COWBOYS	91	108	57	111	0	367
Opponents	61	81	79	53	0	277

FIELD GOALS	11-19	20-29	30-39	40-49	50+
Septien	1-1	11-11	8-9	7-12	0-2
COWBOYS	1-1	11-11	8-9	7-12	0-2
Opponents	2-2	2-5	3-6	7-14	1-2

Septien: (29,42,23,18), (47,32,25), (26,40,26,26,25), (36,20,21), (26), (1), (40,39), (48M), (39), (47,31), (43), (25,35M), (41,50M,42M), (42,35,31), (47M,43M), (60M,36)
Opponents: (47M,42), (44M,24), (43M), (36M,42,58M), (19,37), (18,40), (40), (1), (34M), (1), (37,47), (27M,26,47M), (43,40M,49M), (1), (49M,50), (21M, 27M,40,33M,35)

SCORING	TDR	TDP	TDR1	FG	PAT	S	TP
Septien	0	0	0	27/35	40/40	0	121
Springs	10	2	0	0/0	0/0	0	72
Dorsett	4	2	0	0/0	0/0	0	36
Johnson	0	5	0	0/0	0/0	0	30
Cosbie	0	5	0	0/0	0/0	0	30
Hill	0	4	0	0/0	0/0	0	24
Pearson	0	3	0	0/0	0/0	0	18
DuPree	0	2	0	0/0	0/0	0	12
Saldi	0	1	0	0/0	0/0	0	6
Barnes	0	0	1a	0/0	0/0	0	6
J. Jones	1	0	0	0/0	0/0	0	6
Team	0	0	0	0/0	0/0	0	6
COWBOYS	15	24	1	27/35	40/40	0	367
Opponents	16	17	1*	14/29	31/34	0	277

a 72 fumble return vs. San Francisco (10/11)  
\* Lott 41 interception return vs. San Francisco (10/11)

## USUAL STARTERS

WR Tony Hill(9)	LE Ed Jones
Butch Johnson(6)	LT John Dutton
LT Pat Donovan	RT Randy White
LG Herb Scott	RE Harvey Martin
C Tom Raftery(13)	LLB Mike Hegman(10)
Robert Shaw(3)	Guy Brown(6)
RG Kurt Peterson	MLB Bob Breunig
RT Jim Cooper	RLB D.D. Lewis
TE Billy Joe DuPree	LCB Everson Walls(12)
WR Drew Pearson	Steve Wilson(4)
QB Danny White	RCB Dennis Thurman
RB Tony Dorsett	SS Charlie Waters
FB Ron Springs(13)	FS Michael Downs
Jay Saldi(3)	







## 1983 ★ DALLAS COWBOYS STATISTICS ★ 1983

Record: 12-4  
Second place, NFC East  
Head Coach: Tom Landry

Date	W/L	Score	Opponent	Att.
9/5	W	31-30	@ Washington	55,045
9/11	W	34-17	@ St. Louis	48,532
9/18	W	28-13	N.Y. GIANTS	62,347
9/25	W	21-20	NEW ORLEANS	62,136
10/2	W	37-24	@ Minnesota	60,774
10/9	W	27-24	TAMPA BAY (OT)	63,308
10/16	W	37-7	PHILADELPHIA	63,070
10/23	L	38-40	L.A. RAIDERS	64,991
10/30	W	38-20	@ N.Y. Giants	76,142
11/6	W	38-20	@ Philadelphia	71,236
11/13	L	23-24	@ San Diego	46,192
11/20	W	41-21	KANSAS CITY	64,103
11/24	W	35-17	ST. LOUIS	60,764
12/4	W	35-10	@ Seattle	63,352
12/11	L	10-31	WASHINGTON	65,074
12/19	L	17-42	@ San Francisco	59,957

## 1983 WILD CARD GAME

12/26	L	17-24	L.A. RAMS	43,521
-------	---	-------	-----------	--------

TEAM STATISTICS	DALLAS	OPP
FIRST DOWNS	342	286
Rushing	109	82
Passing	205	181
Penalty	28	23
Third Down-Made/Att.	94/225	80/222
Third Down Efficiency	41.8	36.0
Fourth Down-Made/Att.	4/9	9/17
TOTAL NET YARDS	5,959	5,427
Avg. Per Game	372.4	339.2
Total Plays	1,110	1,025
Avg. Per Play	5.4	5.3
NET YARDS RUSHING	2,117	1,499
Avg. Per Game	132.3	93.7
Total Rushes	519	410
Avg. Per Rush	4.1	3.7
NET YARDS PASSING	3,842	3,928
Sacked/Yards Lost	37/314	57/437
Gross Yards	4,156	4,365
Attempts/Completions	554/346	558/299
Pct. of Completions	62.5	53.6
Had Intercepted	25	27
PUNTS/AVERAGE	83/39.4	84/41.9
Net Punting Average	31.4	34.0
PUNT RET./AVG.	51/9.0	53/11.1
KICKOFF RET./AVG.	70/19.3	78/23.2
INT./AVG. RET.	27/17.3	25/14.3
PENALTIES/YARDS	99/847	100/873
FUMBLES/BALL LOST	30/14	31/21
TOUCHDOWNS	59	42
Rushing	21	12
Passing	31	27
Returns	7	3
EXTRA POINTS/ATTEMPTS	57/59	42/42
FIELD GOALS/ATTEMPTS	22/27	22/30
AVG. TIME OF POSS.	33:08	26:52

RUSHING	ATT	YDS	AVG	LG	TD
Dorsett	289	1,321	4.6	77	8
Springs	149	541	3.6	19	7
Newsome	44	185	4.2	20	2
Newhouse	9	34	3.8	8	0
D. White	18	31	1.7	22	4
Pearson	2	13	6.5	10	0
T. Hill	1	2	2.0	2	0
Johnson	1	0	0.0	0	0
Hogeboom	6	-10	-1.7	-1	0
COWBOYS	519	2,117	4.1	77	21
Opponents	410	1,499	3.7	32	12

RECEIVING	ATT	YDS	AVG	LG	TD
Springs	73	589	8.1	80	1
T. Hill	49	801	16.4	75	7
Pearson	47	545	11.6	32	5
Cosbie	46	588	12.8	61	6
Johnson	41	561	13.7	46	3
Dorsett	40	287	7.2	19	1
Donley	18	370	20.6	47	2
Newsome	18	250	13.9	52	4
DuPre	12	142	11.8	28	1
D. White	1	15	15.0	15	1
Rafferty	1	8	8.0	8	0
COWBOYS	346	4,156	12.0	80	31
Opponents	299	4,365	14.6	83	27

INTERCEPTIONS	NO	YDS	AVG	LG	TD
Thurman	6	49	8.2	34	0
Fellows	5	139	27.8	58	1
Downs	4	80	20.0	28	0
Walls	4	70	17.5	37	0
Clinkscale	2	68	34.0	68	1
T. Hill	2	12	6.0	12	0
Bates	1	29	29.0	29	0
Jones	1	12	12.0	12	0
Dickerson	1	8	8.0	8	0
Breunig	1	0	0.0	0	0
COWBOYS	27	467	17.3	68	2
Opponents	25	358	14.3	48	1

PUNTING	NO	YDS	AVG	TBIN20	LG	BL	NET
D. White	38	1,543	40.6	3	6	50	1
Warren	39	1,551	39.8	1	8	54	0
Miller	5	178	35.6	0	2	43	0
COWBOYS	83	3,272	39.4	4	16	54	1
Opp.	84	3,515	41.9	10	23	59	0

PUNT RETURNS	NO	FC	YDS	AVG	LG	TD
R. Hill	30	2	232	7.7	37	0
Fellows	10	3	75	7.5	14	0
Allen	9	1	153	17.0	68	1
Donley	1	0	1	1.0	1	0
Newhouse	1	0	0	0.0	0	0
COWBOYS	51	6	461	9.0	68	1
Opponents	53	9	588	11.1	56	0

KICKOFF RETURNS	NO	YDS	AVG	LG	TD
Fellows	43	855	19.9	53	0
R. Hill	13	243	18.7	40	0
Allen	8	178	22.3	31	0
Cosbie	2	17	8.5	10	0
Newsome	1	28	28.0	28	0
McSwain	1	17	17.0	17	0
Springs	1	13	13.0	13	0
Huther	1	0	0.0	0	0

COWBOYS	70	1,351	19.3	53	0
Opponents	78	1,806	23.2	66	0

SCORE BY QUARTERS	1	2	3	4	OT	T
COWBOYS	75	154	79	168	3	479
Opponents	120	84	70	86	0	360

FIELD GOALS	11-19	20-29	30-39	40-49	50+
Septien	0-0	5-5	8-8	9-12	0-2
COWBOYS	0-0	5-5	8-8	9-12	0-2
Opponents	2-2	8-8	7-8	4-8	1-4

Septien: (26), (45/24), (1), (41/34), (45/53M, 45/35), (41), (48M, 42), (31, 46/34), (23), (42M, 36), (39/23), (50M/37), (25/40), (1), (1), (35), (47, 46M), (23, 30/39, 31M), (23), (31, 27), (45M, 19, 42, 43B), (41), (48, 47M), (1), (37, 24, 26), (27, 29), (52M, 19, 37), (37), (51M), (26), (54), (49M, 38), (52M)

SCORING	TOR	TD	TDRI	FG	PAT	S	TP
Septien	0	0	0	22/27	57/59	0	123
Dorsett	8	1	0	0/0	0/0	0	54
Springs	7	1	0	0/0	0/0	0	48
T. Hill	0	7	0	0/0	0/0	0	42
Cosbie	0	6	0	0/0	0/0	0	36
Newsome	2	4	0	0/0	0/0	0	36
Pearson	0	5	0	0/0	0/0	0	30
D. White	4	1	0	0/0	0/0	0	30
Johnson	0	3	0	0/0	0/0	0	18
Donley	0	2	0	0/0	0/0	0	12
Fellows	0	0	2a	0/0	0/0	0	12
Allen	0	0	1b	0/0	0/0	0	6
Clinkscale	0	0	1c	0/0	0/0	0	6
Downs	0	0	1d	0/0	0/0	0	6
DuPre	0	1	0	0/0	0/0	0	6
Hegman	0	0	1e	0/0	0/0	0	6
Thurman	0	0	1f	0/0	0/0	0	6
Dickerson	0	0	0	0/0	0/0	1	2
COWBOYS	21	31	7	22/27	57/59	1	479
Opponents	12	27	3	22/30	42/42	0	360

a 62 blocked FG return vs. New Orleans (9/25)  
 b 58 interception return vs. Minnesota (10/2)  
 c 68 punt return vs. Kansas City (11/20)  
 c 68 interception return vs. New York (9/18)  
 d 10 fumble return vs. New York (9/18)  
 e 9 fumble return vs. Los Angeles (10/23)  
 f fumble recovery in end zone vs. St. Louis (9/11)  
 + tackled Stabler in end zone vs. New Orleans (9/25)  
 \* Nelson 21 blocked punt return vs. S.D. (11/13)  
 Wright 48 interception return vs. San Francisco (12/19)  
 McLenore 56 punt return vs. San Francisco (12/19)

## USUAL STARTERS

WR Tony Hill(9)	LE Ed Jones
Butch Johnson(3)	LT John Dutton
Billy Joe DuPre(3)	RT Randy White
LT Pat Donovan	RE Harvey Martin
LG Herb Scott	LLB Mike Hegman
C Tom Rafferty	MLB Bob Breunig
RG Kurt Peterson	RLB Anthony Dickerson
RT Jim Cooper	LCB Emerson Walls
TE Doug Cosbie	RCB Dennis Thurman
WR Drew Pearson	SS Dexter Clinkscale
QB Danny White	FS Michael Downs
RB Tony Dorsett	
FB Ron Springs	

PASSING	ATT	COMP	YDS	PCT	ATT	TD	TD	INT	PCT	INT	LG	SKS/YDS	RATING
D. White	533	334	3,980	62.7	7.47	29	5.4	23	4.3	80	37/314	47	80.6
Hogeboom	17	11	161	64.7	9.47	1	5.9	1	5.9	24	0/0	0	90.6
Springs	2	1	15	50.0	7.50	1	50.0	0	0.0	15	0/0	0	121.0
Dorsett	1	0	0	0.0	0.00	0	0.0	0	0.0	0	0/0	0	39.6
Pearson	1	0	0	0.0	0.00	0	0.0	1	100.0	0	0/0	0	39.6
COWBOYS	554	346	4,156	62.5	7.50	31	5.6	25	4.5	80	37/314	47	85.2
Opponents	558	299	4,365	53.6	7.82	27	4.8	27	4.8	83	57/437	75	3



## 1984 ★ DALLAS COWBOYS STATISTICS ★ 1984

RECORD: 9-7  
FOURTH PLACE, NFC EAST  
HEAD COACH: TOM LANDRY

Date	W/L	Score	Opponent	Att.
9/3	W	20-13	@ L.A. Rams	65,403
9/9	L	7-28	@ N.Y. Giants	75,921
9/16	W	23-17	PHILADELPHIA	64,521
9/23	W	20-6	GREEN BAY	64,222
9/30	W	23-14	@ Chicago	63,623
10/7	L	20-31	ST. LOUIS	61,438
10/14	L	14-34	@ Washington	55,431
10/21	W	30-27	NEW ORLEANS (OT)	50,966
10/28	W	22-9	INDIANAPOLIS	58,724
11/4	L	7-19	N.Y. GIANTS	60,235
11/11	W	24-17	@ St. Louis	48,721
11/18	L	3-14	@ Buffalo	74,391
11/22	W	20-10	NEW ENGLAND	55,341
12/2	W	26-17	@ Philadelphia	66,322
12/9	L	28-30	WASHINGTON	64,286
12/17	L	21-28	@ Miami	74,139

TEAM STATISTICS	DALLAS	OPP
FIRST DOWNS	323	283
Rushing	93	106
Passing	202	155
Penalty	28	22
Third Down-Made/Att.	83/238	83/247
Third Down Efficiency	34.9	33.6
Fourth Down-Made/Att.	3/7	5/16
TOTAL NET YARDS	5,320	5,036
Avg. Per Game	332.5	314.8
Total Plays	1,121	1,094
Avg. Per Play	4.8	4.6
NET YARDS RUSHING	1,714	2,229
Avg. Per Game	107.1	139.1
Total Rushes	469	510
Avg. Per Rush	3.7	4.4
NET YARDS PASSING	3,606	2,810
Sacked/Yards Lost	48/389	57/390
Gross Yards	3,995	3,200
Attempts/Completions	604/322	527/250
Pct. of Completions	53.3	47.4
Had Intercepted	26	28
PUNTS/AVERAGE	108/36.2	99/42.8
Net Punting Average	34.0	36.3
PUNT RET./AVG.	54/8.3	55/4.2
KICKOFF RET./AVG.	63/19.0	65/20.2
INT./AVG. RET.	28/10.6	26/14.7
PENALTIES/YARDS	100/947	93/854
FUMBLES/BALL LOST	35/17	35/16
TOUCHDOWNS	34	36
Rushing	12	8
Passing	19	23
Returns	3	5
EXTRA POINTS/ATTEMPTS	33/34	35/36
FIELD GOALS/ATTEMPTS	23/29	19/28
AVG TIME OF POSSESSION	29:06	31:06

RUSHING	ATT	YDS	AVG	LG	TD
Dorsett	302	1,189	3.9	31	6
Newsome	66	268	4.1	30	5
Springs	68	197	2.9	16	1
D. White	6	21	3.5	8	0
Hogeboom	15	19	1.3	11	0
J. Jones	8	13	1.6	6	0
T. Hill	1	7	7.0	7	0
Donley	2	5	2.5	6	0
Smith	1	-5	-5.0	-5	0

COWBOYS	469	1,714	3.7	31	12
Opponents	510	2,226	4.4	35	8

RECEIVING	NO	YDS	AVG	LG	TD
Cosbie	60	789	13.2	36	4
Hill	58	864	14.9	68	5
Dorsett	51	459	9.0	68	1
Springs	46	454	9.9	57	3
Renfro	35	583	16.7	60	2
Donley	32	473	14.8	49	2
Newsome	26	263	10.1	29	0
J. Jones	7	57	8.1	19	1
Cornwell	2	23	11.5	13	1
Harris	1	9	9.0	9	0
Phillips	1	6	6.0	6	0
Pozderac	1	1	1.0	1	0
Carmichael	1	7	7.0	7	0
Smith	1	7	7.0	7	0

COWBOYS	322	3,995	12.4	68	19
Opponents	250	3,200	12.8	80	23

INTERCEPTIONS	NO	YDS	AVG	LG	TD
Downs	7	126	18.0	27	1
Thurman	5	81	16.2	43	1
Clarkscale	3	32	10.7	23	0
Walls	3	12	4.0	12	0
Fellows	3	3	1.0	3	0
Hegman	3	3	1.0	3	0
Lockhart	1	32	32.0	32	0
Scott	1	5	5.0	5	0
Bates	1	3	3.0	3	0
Dickerson	1	0	0.0	0	0

COWBOYS	28	297	10.6	43	2
Opponents	26	372	14.3	49	4

PUNTING	NO	YDS	AVG	TB2IN	LG	BL	NET
D. White	82	3,151	38.4	8	21	54	0 36.0
Warren	21	799	38.1	3	3	48	0 32.0
Miller	5	173	34.6	0	1	41	0 21.2

COWBOYS	108	4,123	38.2	11	25	54	0 34.0
Opp.	99	4,236	42.8	10	23	59	1 36.3

PUNT RETURNS	NO	FC	YDS	AVG	LG	TD
Allen	54	15	446	8.3	18	0

COWBOYS	54	15	446	8.3	18	0
---------	----	----	-----	-----	----	---

Opponents	55	19	230	4.2	19	0
-----------	----	----	-----	-----	----	---

KICKOFF RETURNS	NO	YDS	AVG	LG	TD
Allen	33	666	20.2	34	0
McSwain	20	403	20.2	32	0
Fellows	6	94	15.7	23	0
Salonen	2	30	15.0	22	0
Granger	2	6	3.0	5	0

COWBOYS	63	1,199	19.0	34	0
Opponents	65	1,310	20.2	64	0

SCORE BY QUARTERS	1	2	3	4	OT	T
COWBOYS	65	89	56	95	3	308
Opponents	64	81	91	72	0	308

FIELD GOALS	11-19	20-29	30-39	40-49	50+
Septien	2-2	6-7	9-9	4-8	2-3
COWBOYS	2-2	6-7	9-9	4-8	2-3
Opponents	0-0	8-8	7-9	2-8	2-3

Septien: (31.52), (1), (28M, 47.51, 30), (32.42), (44.32, 23), (52M, 35.36), (1), (36.27, 41), (19.19, 24), (1), (42M, 35.48M, 45B), (20.47M), (28.23), (32), (1), (1)

Opponents: (31.36), (1), (39.39M), (37M), (41M, 43M), (46M, 22), (20.22, 47M), (49.50, 45M), (52), (40.38, 23.27), (49B, 30), (1), (29.56M), (23), (31.34, 21), (1)

SCORING	TDR	TOP	TDR1	FG	PAT	S	TP
Septien	0	0	0	23/29	33/34	0	102
Dorsett	6	1	0	0/0	0/0	0	42
T. Hill	0	5	0	0/0	0/0	0	30
Newsome	5	0	0	0/0	0/0	0	30
Cosbie	0	4	0	0/0	0/0	0	24
Springs	1	3	0	0/0	0/0	0	24
Donley	0	2	0	0/0	0/0	0	12
Renfro	0	2	0	0/0	0/0	0	12
Cornwell	0	1	0	0/0	0/0	0	6
Downs	0	0	1a	0/0	0/0	0	6
Jeffcoat	0	0	1b	0/0	0/0	0	6
J. Jones	0	1	0	0/0	0/0	0	6
Thurman	0	0	1c	0/0	0/0	0	6
Dutton	0	0	0	0/0	0/0	1+	2
COWBOYS	12	19	3	23/29	33/34	1	308
Opponents	8	23	5*	19/28	35/36	0	308

a 27 interception return vs. New England (11/22)

b fumble recovery in end zone vs. New Orleans (10/21)

c 38 interception return vs. Philadelphia (12/2)

+ tackled Pisarcik in end zone vs. Philadelphia (12/2)

\* Headen 81 fumble return vs. N.Y. Giants (9/9)

R. Brown 5 interception return vs. Green Bay (9/23)

Coleman 49 interception return vs. Washington (10/14)

Winston 43 interception return vs. New Orleans (10/21)

Green 32 interception return vs. Washington (12/9)

## USUAL STARTERS

WR Tony Hill(11)	LE Ed Jones
Doug Donley(4)	LT John Dutton
LT Phil Pozderac(7)	RT Randy White
Herb Scott(5)	RE Jim Jeffcoat
Howard Richards(4)	LLB Mike Hegman
LG Glen Titensor(12)	MLB Bob Breunig(8)
Herb Scott(4)	Eugene Lockhart(8)
C Tom Rafferty	RLB Anthony Dickerson
RG Jim Cooper(7)	LCB Everson Walls
Phil Pozderac(7)	RCB Ron Fellows
RT Kurt Peterson	SS Dextor Clarkscale
TE Doug Cosbie	FS Michael Downs
WR Mike Renfro(11)	
Doug Donley(5)	
QB Gary Hogeboom(10)	
Danny White(6)	
RB Tony Dorsett	
Ron Springs(12)	
Timmy Newsome(4)	

PASSING	ATT	COMP	YDS	PCT	AVG	ATT	PCT	PCT	PCT	LG	SKS/YDS	RATING
Hogeboom	367	195	2,366	53.1	6.45	7	1.9	14	3.8	68	26/211	63.7
D. White	233	126	1,580	54.1	6.78	11	4.7	11	4.7	66	22/178	71.5
Renfro	2	1	49	50.0	24.50	1	50.0	0	0.0	49	0/0	135.4
Springs	1	0	0	0.0	0.00	0	0.0	0	0.0	0	0/0	39.6
Dorsett	1	0	0	0.0	0.00	0	0.0	1	100.0	0	0/0	0.0
COWBOYS	604	322	3,995	53.3	6.61	19	3.2	26	4.3	68	48/389	66.6
Opponents	527	250	3,200	47.4	6.07	23	4.4	28	5.3	80	57/390	59.3



## 1985 ★ DALLAS COWBOYS STATISTICS ★ 1985

RECORD: 10-6  
FIRST PLACE, NFC EAST  
HEAD COACH: TOM LANDRY

Date	W/L	Score	Opponent	Att.
9/9	W	44-14	WASHINGTON	62,292
9/15	L	21-26	@ Detroit	72,985
9/22	W	20-7	CLEVELAND	61,456
9/29	W	17-10	@ Houston	49,686
10/6	W	30-29	@ N.Y. Giants	74,981
10/13	W	27-13	PITTSBURGH	62,932
10/20	L	14-16	@ Philadelphia	70,114
10/27	W	24-10	ATLANTA	57,941
11/4	L	10-21	@ St. Louis	49,347
11/10	W	13-7	@ Washington	55,750
11/17	L	0-44	CHICAGO	63,855
11/24	W	34-17	PHILADELPHIA	54,047
11/28	W	35-17	ST. LOUIS	54,125
12/8	L	24-50	@ Cincinnati	56,936
12/15	W	28-21	N.Y. GIANTS	62,310
12/22	L	16-31	@ San Francisco	60,114

## 1985 DIVISIONAL PLAYOFF

1/4/86	L	0-20	@ L.A. Rams	66,351
--------	---	------	-------------	--------

TEAM STATISTICS	DALLAS	OPP
FIRST DOWNS	336	312
Rushing	95	98
Passing	206	193
Penalty	33	21
Third Down-Made/Att.	96/227	87/228
Third Down Efficiency	42.3	38.2
Fourth Down-Made/Att.	5/9	7/17
TOTAL NET YARDS	5,602	5,608
Avg. Per Game	350.1	350.5
Total Plays	1,093	1,076
Avg. Per Play	5.1	5.2
NET YARDS RUSHING	1,741	1,853
Avg. Per Game	108.8	115.8
Total Rushes	462	465
Avg. Per Rush	3.8	4.0
NET YARDS PASSING	3,861	3,755
Sacked/Yards Lost	44/375	62/459
Gross Yards	4,236	4,214
Attempts/Completions	587/344	549/279
Pct. of Completions	58.6	50.8
Had Intercepted	25	33
PUNTS/AVERAGE	83/41.4	78/41.3
Net Punting Average	35.3	36.7
PUNT RET./AVG.	40/5.9	44/6.5
KICKOFF RET./AVG.	62/19.5	68/19.3
INT./AVG. RET.	33/8.0	25/12.8
PENALTIES/YARDS	100/759	108/990
FUMBLES/BALL LOST	29/16	24/15
TOUCHDOWNS	43	40
Rushing	11	18
Passing	27	20
Returns	5	2
EXTRA POINTS/ATTEMPTS	42/43	37/40
FIELD GOALS/ATTEMPTS	19/28	18/27
AVG TIME OF POSSESSION	30:34	29:26

PASSING	ATT	COMP	YDS	PCT	AVG	ATT	PCT	INT	PCT	INT	LG	SKS/YDS	RATING
D. White	450	267	3,157	59.3	7.02	21	4.7	17	3.8	561	30/257	80.6	
Hogeboom	126	70	978	55.6	7.76	5	4.0	7	5.6	58	14/118	70.8	
Pelluer	8	5	47	62.5	5.88	0	0.0	0	0.0	28	0/0	78.7	
Hill	1	1	42	100.0	42.00	0	0.0	0	0.0	42	0/0	118.8	
J. Jones	2	1	12	50.0	6.00	1	50.0	1	50.0	121	0/0	68.8	
COWBOYS	587	344	4,236	58.6	7.22	27	4.6	25	4.3	581	44/375	78.6	
Opponents	549	279	4,214	50.8	7.68	20	3.6	33	6.0	701	62/459	63.5	

RUSHING	ATT	YDS	AVG	LG	TD
Dorsett	305	1,307	4.3	601	7
Newsome	88	252	2.9	15	2
Hogeboom	8	48	6.0	15	1
D. White	22	44	2.0	21	1
Williams	13	40	3.1	9	0
Lavette	13	34	2.6	10	0
Fowler	7	25	3.6	6	0
J. Jones	1	0	0.0	0	0
Banks	1	-1	-1.0	-1	0
Pelluer	3	-2	-0.7	1	0
Hill	1	-6	-6.0	-6	0

COWBOYS	462	1,741	3.8	601	11
Opponents	465	1,853	4.0	741	18

RECEIVING	ATT	YDS	AVG	LG	TD
Hill	74	1,113	15.0	531	7
Cosbie	64	793	12.4	42	6
Renfro	60	955	15.9	581	8
Dorsett	46	449	9.8	561	3
Newsome	46	361	7.9	24	1
J. Jones	24	179	7.5	35	0
Powe	15	237	16.9	34	0
Cornwell	6	77	12.8	32	1
Fowler	5	24	4.8	10	0
Gonzalez	3	28	9.3	13	0
D. White	1	12	12.0	121	1
Lavette	1	8	8.0	8	0

COWBOYS	344	4,236	12.3	581	27
Opponents	279	4,214	15.1	701	20

INTERCEPTIONS	NO	YDS	AVG	LG	TD
Walls	9	31	3.4	19	0
Thurman	5	21	4.2	211	1
Fellows	4	52	13.0	29	0
Bates	4	15	3.8	8	0
Clinkscale	3	16	5.3	11	0
Downs	3	11	3.7	11	0
Scott	2	26	13.0	261	1
Jeffcoat	1	65	65.0	651	1
Lockhart	1	19	19.0	191	1
Hegman	1	7	7.0	7	0

COWBOYS	33	263	8.0	651	4
Opponents	25	319	12.8	47	2

PUNTING	NO	YDS	AVG	TB	IN20	LG	BL	NET
Saxon	82	3,396	41.9	10	20	57	1	35.6
D. White	1	43	43.0	1	0	43	0	36.0
COWBOYS	83	3,439	41.4	11	20	57	1	35.3
Opp.	78	3,218	41.3	6	23	60	1	36.7

PUNT RETURNS	NO	FC	YDS	AVG	LG	TD
Bates	22	6	152	6.9	21	0
Gonzalez	15	5	58	3.9	13	0
Banks	3	3	27	9.0	28	0
COWBOYS	40	14	237	5.9	28	0
Opponents	44	10	286	6.5	19	0

KICKOFF RETURNS	NO	YDS	AVG	LG	TD
Lavette	34	682	20.1	34	0
Duckett	9	173	19.2	25	0
J. Jones	9	161	17.9	26	0
Williams	6	129	21.5	30	0
Fowler	3	48	16.0	20	0
Powe	1	17	17.0	17	0

COWBOYS	62	1,210	19.5	34	0
Opponents	68	1,310	19.3	43	0

SCORE BY QUARTERS	1	2	3	4	OT	T
COWBOYS	55	122	78	102	0	357
Opponents	66	73	98	96	0	333

FIELD GOALS	11-19	20-29	30-39	40-49	50+
Septien	1-1	5-5	8-11	4-9	1-2
COWBOYS	1-1	5-5	8-11	4-9	1-2
Opponents	0-0	3-4	10-11	5-11	0-1

Septien: (53,39,43),(42M,44M),(39,49M,33), (47M,33M,36M,35,36M),(22,29,31),(47M, 38,39),(1),(28),(18),(40,50M,36),(1),(1), (21),(1),(29,48,41)
Opponents: (1),(34,46,48M),(1),(33,37M),(23,37,47), (48,49M,34),(39,33,36),(38,46M,27M), (45M),(49M),(44,46,22),(26),(38, 53M),(49M),(1),(39)

SCORING	TDR	TDP	TDR1	FG	PAT	S	TP
Septien	0	0	0	19/28	42/43	0	99
Dorsett	7	3	0	0/0	0/0	0	60
Renfro	0	8	0	0/0	0/0	0	48
Hill	0	7	0	0/0	0/0	0	42
Cosbie	0	6	0	0/0	0/0	0	36
Newsome	2	1	0	0/0	0/0	0	18
D. White	1	1	0	0/0	0/0	0	12
Cornwell	0	1	0	0/0	0/0	0	6
Hogeboom	1	0	0	0/0	0/0	0	6
Jeffcoat	0	0	1a	0/0	0/0	0	6
Lockhart	0	0	1b	0/0	0/0	0	6
Penn	0	0	1c	0/0	0/0	0	6
Scott	0	0	1d	0/0	0/0	0	6
Thurman	0	0	1e	0/0	0/0	0	6
COWBOYS	11	27	5	19/28	42/43	0	357
Opponents	8	20	2*	18/27	37/40	1	333

a 65 interception return vs. N.Y. Giants (12/15)

b 19 interception return vs. Pittsburgh (10/13)

c 46 blocked punt return vs. Cincinnati (12/8)

d 26 interception return vs. Washington (9/9)

e 21 interception return vs. Washington (9/9)

\* Dent 1 interception return vs. Chicago (11/17)

Richardson 36 interception return vs. Chicago (11/17)

+ Browner safety vs. Cincinnati (12/8)

## USUAL STARTERS

WR Tony Hill	LE Ed Jones
LT Chris Schultz(8)	LT John Dutton
Phil Pozderac(7)	RT Randy White
LG Glen Titensor	RE Jim Jeffcoat
C Tom Raftery	LLB Mike Hegman
RG Kurt Peterson	MLB Eugene Lockhart
RT Jim Cooper	RLB Jeff Rohrer
TE Doug Cosbie	LCB Everson Walls
WR Mike Renfro	RCB Ron Fellows(11)
QB Danny White	Victor Scott(3)
RB Tony Dorsett	SS Dextor Clinkscale
FB Timmy Newsome	FS Michael Downs



## 1986 ★ DALLAS COWBOYS STATISTICS ★ 1986

RECORD: 7-9  
THIRD PLACE, NFC EAST  
HEAD COACH: TOM LANDRY

Date	W/L	Score	Opponent	Att.
9/8	W	31-28	N.Y. GIANTS	59,804
9/14	W	31-7	@ Detroit	73,812
9/21	L	35-37	ATLANTA	62,880
9/29	W	31-7	@ St. Louis	49,077
10/5	L	14-29	@ Denver	76,082
10/12	W	30-6	WASHINGTON	63,264
10/19	W	17-14	@ Philadelphia	68,572
10/26	W	37-6	ST. LOUIS	60,756
11/2	L	14-17	@ N.Y. Giants	74,871
11/9	L	13-17	L.A. RAIDERS	61,706
11/16	W	24-21	@ San Diego	55,622
11/23	L	14-41	@ Washington	55,642
11/27	L	14-31	SEATTLE	58,023
12/7	L	10-29	@ L.A. Rams	64,949
12/14	L	21-23	PHILADELPHIA	46,117
12/21	L	10-24	CHICAGO	57,256

TEAM STATISTICS	DALLAS	OPP
FIRST DOWNS	325	286
Rushing	98	118
Passing	199	148
Penalty	28	20
Third Down-Made/Att.	80/213	89/226
Third Down Efficiency	37.6	39.4
Fourth Down-Made/Att.	6/14	4/7
TOTAL NET YARDS	5,474	4,985
Avg. Per Game	342.2	311.6
Total Plays	1,054	1,017
Avg. Per Play	5.2	4.9
NET YARDS RUSHING	1,969	2,200
Avg. Per Game	123.1	137.5
Total Rushes	447	500
Avg. Per Rush	4.4	4.4
NET YARDS PASSING	3,505	2,785
Sacked/Yards Lost	60/498	53/364
Gross Yards	4,003	3,149
Attempts/Completions	547/319	464/226
Pct. of Completions	58.3	48.7
Had Intercepted	24	17
PUNTS/AVERAGE	87/40.2	87/41.6
Net Punting Average	34.5	36.6
PUNT RET./AVG.	46/5.5	41/7.3
KICKOFF RET./AVG.	59/20.5	66/20.6
INT./AVG. RET.	17/10.8	24/13.8
PENALTIES/YARDS	111/931	90/817
FUMBLES/BALL LOST	44/17	29/18
TOUCHDOWNS	43	41
Rushing	21	17
Passing	21	21
Returns	1	3
EXTRA POINTS/ATTEMPTS	43/43	39/41
FIELD GOALS/ATTEMPTS	15/21	16/30
AVG TIME OF POSSESSION	31:14	28:46

RUSHING	ATT	YDS	AVG	LG	TD
Dorsett	184	748	4.1	33	5
Walker	151	737	4.9	84t	12
Pelluer	41	255	6.2	21	1
Newsome	34	110	3.2	13	2
Collier	6	53	8.8	21	0
Clack	4	19	4.8	8	0
D. White	8	16	2.0	10	1
Sherrard	2	11	5.5	8	0
Cosbie	1	9	9.0	9	0
Lavette	10	6	0.6	5	0
Fowler	6	5	0.8	2	0
COWBOYS	447	1,969	4.4	84t	21
Opponents	500	2,200	4.4	50	17

RECEIVING	NO	YDS	AVG	LG	TD
Walker	76	837	11.0	84t	2
Hill	49	770	15.7	63	3
Newsome	48	421	8.8	30	3
Sherrard	41	744	18.2	68t	5
Cosbie	28	312	11.1	22t	1
Dorsett	25	267	10.7	36t	1
Renfro	22	325	14.8	30t	3
Banks	17	202	11.9	23	0
Chandler	6	57	9.5	15	2
Lavette	5	31	6.2	9	1
Fowler	1	19	19.0	19	0
Clack	1	18	18.0	18	0
COWBOYS	319	4,003	12.6	84t	21
Opponents	232	3,149	13.6	71t	21

INTERCEPTIONS	NO	YDS	AVG	LG	TD
Downs	6	54	9.0	31	0
Fellows	5	46	9.2	34t	1
Walls	3	46	15.3	24	0
Scott	1	31	31.0	31	0
Lockhart	1	5	5.0	5	0
Holloway	1	1	1.0	1	0
COWBOYS	17	183	10.8	34t	1
Opponents	24	331	13.8	56	2

PUNTING	NO	YDS	AVG	TB	IN	LG	BL	NET
Saxon	87	3,498	40.2	10	28	58	1	34.5
COWBOYS	87	3,498	40.2	10	28	58	1	34.5
Opp.	87	3,620	41.6	9	17	62	1	36.6

PUNT RETURNS	NO	FC	YDS	AVG	LG	TD
Banks	27	14	160	5.9	20	0
Lavette	18	3	92	5.1	28	0
Holloway	1	0	0	0.0	0	0
COWBOYS	46	17	252	5.5	28	0
Opponents	41	14	301	7.3	26	0

KICKOFF RETURNS	NO	YDS	AVG	LG	TD
Lavette	36	699	19.4	37	0
Clack	19	421	22.2	51	0
Newsome	2	32	16.0	18	0
Banks	1	56	56.0	56	0
Tuinei	1	0	0.0	0	0
COWBOYS	59	1,208	20.5	56	0
Opponents	66	1,358	20.6	38	0

SCORE BY QUARTERS	1	2	3	4	OT	T
COWBOYS	61	105	62	118	0	346
Opponents	44	136	74	83	0	337

FIELD GOALS	11-19	20-29	30-39	40-49	50+
Septien	0-0	4-5	6-7	4-7	1-2
COWBOYS	0-0	4-5	6-7	4-7	1-2
Opponents	1-1	4-5	5-8	5-7	1-9

Septien: (35), (27), (1), (32, 42M), (1), (21, 37, 36), (38), (44, 43, 47), (33M, 42M, 63M), (20, 44M, 20), (33, 28M), (1), (48), (1), (50)  
Opponents: (36M), (1), (47, 33, 56M, 52B, 18), (42B), (1), (50M, 51M, 37M), (50M, 31M), (35, 36), (25, 51M), (45), (44M, 55M), (50M, 25), (41), (42, 26M), (37, 27), (26, 50, 40), (31)

SCORING	TDR	TDP	TDR1	FG	PAT	S	TP
Septien	0	0	0	15/21	43/43	0	88
Walker	12	2	0	0/0	0/0	0	84
Dorsett	5	1	0	0/0	0/0	0	36
Newsome	2	3	0	0/0	0/0	0	30
Sherrard	0	5	0	0/0	0/0	0	30
Hill	0	3	0	0/0	0/0	0	18
Renfro	0	3	0	0/0	0/0	0	18
Chandler	0	2	0	0/0	0/0	0	12
Cosbie	0	1	0	0/0	0/0	0	6
Fellows	0	0	1a	0/0	0/0	0	6
Lavette	0	1	0	0/0	0/0	0	6
Pelluer	1	0	0	0/0	0/0	0	6
D. White	1	0	0	0/0	0/0	0	6
COWBOYS	21	21	1	15/21	43/43	0	346
Opponents	17	21	3	16/30	39/41	2	337

a 22 interception return vs. St. Louis (9/29)  
\* Pitts 22 fumble return vs. Atlanta (9/21)  
Butler 33 interception return vs. Atlanta (9/21)  
Irvin 50 interception return vs. L.A. Rams (12/7)  
+ R. Jones safety vs. Denver (10/5)  
Jeter safety vs. L.A. Rams (12/7)

## USUAL STARTERS

WR Tony Hill	LE Ed Jones
LT Mark Tuinei(11)	LT John Dutton
Phil Pozderac(3)	RT Randy White
LG Glen Titensor	RE Jim Jeffcoat
C Tom Rafferty	LLB Mike Hegman
RG Crawford Ker	MLB Eugene Lockhart
RT Jim Cooper(9)	Phil Pozderac(7)
TE Doug Cosbie	LCB Jeff Rohrer
WR Mike Renfro(6)	RCB Ron Fellows
Gordon Banks(5)	SS Bill Bates
Mike Sherrard(4)	FS Michael Downs
QB Steve Pelluer(9)	
Danny White(6)	
RB Tony Dorsett(12)	
Herschel Walker(4)	
FB Timmy Newsome(12)	
Herschel Walker(4)	



## 1987 ★ DALLAS COWBOYS STATISTICS ★ 1987

RECORD: 7-8  
SECOND PLACE, NFC EAST  
HEAD COACH: TOM LANDRY

Date	W/L	Score	Opponent	Att.
9/13	L	13-24	@ St. Louis	47,241
9/20	W	16-14	@ N.Y. Giants	73,426
9/27			BUFFALO	cancelled
10/4	W	38-24	@ N.Y. Jets	12,370
10/11	W	41-22	PHILADELPHIA	40,622
10/19	L	7-13	WASHINGTON	60,415
10/25	L	20-37	@ Philadelphia	61,630
11/2	W	33-24	N.Y. GIANTS	55,730
11/8	L	17-27	@ Detroit	45,325
11/15	W	23-17	@ New Eng. (OT)	60,567
11/22	L	14-20	MIAMI	56,519
11/26	L	38-44	MINNESOTA (OT)	54,229
12/6	L	10-21	ATLANTA	40,013
12/13	L	20-24	@ Washington	54,822
12/21	W	29-21	@ L.A. Rams	60,700
12/27	W	21-16	ST. LOUIS	36,788

TEAM STATISTICS	DALLAS	OPP
FIRST DOWNS	293	294
Rushing	93	85
Passing	176	175
Penalty	24	34
Third Down-Made/Att.	86/222	96/223
Third Down Efficiency	38.3	43.1
Fourth Down-Made/Att.	3/9	6/14
TOTAL NET YARDS	5,056	5,061
Avg. Per Game	337.1	337.4
Total Plays	1,017	1,012
Avg. Per Play	5.0	5.0
NET YARDS RUSHING	1,865	1,617
Avg. Per Game	124.3	107.8
Total Rushes	465	459
Avg. Per Rush	4.0	3.5
NET YARDS PASSING	3,191	3,444
Sacked/Yards Lost	52/403	51/337
Gross Yards	3,594	3,781
Attempts/Completions	500/288	502/269
Pct. of Completions	57.6	53.6
Had Intercepted	20	23
PUNTS/AVERAGE	84/39.6	75/40.6
Net Punting Average	33.7	34.0
PUNT RET./AVG.	41/8.6	45/8.4
KICKOFF RET./AVG.	64/20.2	65/19.7
INT./AVG. RET.	23/9.0	20/14.0
PENALTIES/YARDS	131/1,091	100/851
FUMBLES/BALL LOST	30/20	29/20
TOUCHDOWNS	38	42
Rushing	17	19
Passing	19	21
Returns	2	2
EXTRA POINTS/ATTEMPTS	37/37	39/41
FIELD GOALS/ATTEMPTS	25/29	19/29
AVG TIME OF POSSESSION	31:01	29:28

SCORE BY QUARTERS	1	2	3	4	OT	T
COWBOYS	71	108	78	77	6	340
Opponents	84	68	79	111	6	348

PASSING	ATT	COMP	YDS	PCT	AVG	TDS
D. White	362	215	2,617	59.4	7.23	17
Pelluer	101	55	642	54.5	6.36	3
Sweeney	28	14	291	50.0	10.39	0
Snyder	9	4	44	44.4	4.89	0
COWBOYS	500	288	3,594	57.6	7.19	19
Opponents	502	269	3,781	53.6	7.53	21

RUSHING	ATT	YDS	AVG	LG	TD
Walker	209	891	4.3	60†	7
Dorsett	130	456	3.5	24	1
Pelluer	25	142	5.7	21	1
Blount	46	125	2.7	15	3
Newsome	25	121	4.8	24	2
Edwards	2	61	30.5	62†	1
Adams	7	49	7.0	27†	1
D. White	10	14	1.4	8	1
Sweeney	5	8	1.6	5	0
E.J. Jones	2	7	3.5	5	0
Snyder	2	0	0.0	0	0
G. White	1	-4	-4.0	-4	0
Cosbie	1	-5	-5.0	-5	0
COWBOYS	465	1,865	4.0	62†	17
Opponents	459	1,617	3.5	52†	19

RECEIVING	ATT	YDS	AVG	LG	TD
Walker	60	715	11.9	44	1
Reinro	46	662	14.4	43	4
Cosbie	36	421	11.7	30	3
Edwards	34	521	15.3	38†	3
Newsome	34	274	8.1	30	2
Dorsett	19	177	9.3	33	1
Banks	15	231	15.4	34	1
Barksdale	12	165	13.8	22	1
Burbage	7	168	24.0	77†	2
Martin	5	103	20.6	33	0
G. White	5	46	9.2	14	0
Chandler	5	25	5.0	9	1
E.J. Jones	3	16	5.3	10	0
Spivey	2	34	17.0	25	0
C. Scott	1	11	11.0	11	0
Adams	1	8	8.0	8	0
Fowler	1	6	6.0	6	0
Lavette	1	6	6.0	6	0
Blount	1	5	5.0	5	0
COWBOYS	288	3,594	12.5	77†	19
Opponents	269	3,781	14.1	62†	21

INTERCEPTIONS	NO	YDS	AVG	LG	TD
Walls	5	38	7.6	30	0
Downs	4	56	14.0	27	0
Bates	3	28	9.3	28	0
Haynes	3	7	2.3	7	0
Francis	2	18	9.0	18†	1
Jeffcoat	1	26	26.0	26†	1
Penn	1	21	21.0	21	0
Lochart	1	13	13.0	13	0
Scott	1	1	1.0	1	0
Green	1	0	0.0	0	0
R. White	1	0	0.0	0	0
COWBOYS	23	208	9.0	30	2
Opponents	20	279	14.0	69	0

PUNTING	NO	YDS	AVG	TB IN20	LG	BL	NET
Saxon	68	2,685	39.5	5	20	63	34.2
Sawyer	16	639	39.9	1	3	54	0
COWBOYS	84	3,324	39.6	6	23	63	0
Opp.	75	3,042	40.6	7	14	64	1

PUNT RETURNS	NO	FC	YDS	AVG	LG	TD
Martin	22	2	216	9.8	38	0
Edwards	8	1	75	9.4	13	0
Banks	5	1	33	6.6	12	0
Burbage	5	1	29	5.8	13	0
Livingston	1	0	0	0.0	0	0
COWBOYS	41	5	353	8.6	38	0
Opponents	45	17	376	8.4	78†	0

PCT	TD	INT	INT	LG	SKS/YDS	RATING
12	3.3	17	4.7	43	44/353	73.2
3	3.0	2	2.0	44	5/35	75.6
4	1.3	1	3.6	77†	3/15	111.8
0	0.0	0	0.0	22	0/0	59.5
19	3.8	20	4.0	77†	52/403	76.0
21	4.2	23	4.6	62†	51/337	73.0

KICKOFF RETURNS	NO	YDS	AVG	LG	TD
Clack	29	635	21.9	48	0
Martin	12	237	19.8	38	0
Edwards	7	155	22.1	32	0
Adams	6	113	18.8	27	0
Lavette	4	72	18.0	22	0
Spivey	2	49	24.5	29	0
Newsome	2	22	11.0	12	0
Chandler	1	7	7.0	7	0
Borresen	1	5	5.0	5	0
COWBOYS	64	1,295	20.2	48	0
Opponents	65	1,281	19.7	45	0

FIELD GOALS	11-19	20-29	30-39	40-49	50+
Ruzek	0-0	8-8	6-7	8-10	0-0
Zendejas	0-0	0-0	1-1	1-2	1-1
COWBOYS	0-0	8-8	7-8	9-12	1-1
Opponents	2-2	5-6	8-10	4-11	0-0

Ruzek: (22.29), (46.42.28), (0.0), (0.0), (23.498.25), (34.49.40.35), (38.36M), (20.0), (38), (44), (22.43M, 37), (24.42.44.47.37), (0)  
Zendejas: (0.0), (0.33), (49M, 44.50), (0.0), (0.0), (0.0), (0.0), (0.0)  
Opponents: (23), (46M), (0.20), (40.38M), (19.43M, 39), (46.28M, 45.21), (35), (30.19), (35M, 41), (26.48M, 33), (44B.47M, 33.46M), (0.31), (47M), (32.28.37)

SCORING	TD	TD	TD	FG	PAT	S	PT
Ruzek	0	0	0	22/25	26/26	0	92
Walker	7	1	0	0/0	0/0	0	48
Edwards	1	3	0	0/0	0/0	0	24
Newsome	2	2	0	0/0	0/0	0	24
Reinro	0	4	0	0/0	0/0	0	24
Zendejas	0	0	0	3/4	10/10	0	19
Blount	3	0	0	0/0	0/0	0	18
Cosbie	0	3	0	0/0	0/0	0	18
Burbage	0	2	0	0/0	0/0	0	12
Dorsett	1	1	0	0/0	0/0	0	12
Adams	1	0	0	0/0	0/0	0	6
Banks	0	1	0	0/0	0/0	0	6
Barksdale	0	1	0	0/0	0/0	0	6
Chandler	0	1	0	0/0	0/0	0	6
Francis	0	0	1a	0/0	0/0	0	6
Jeffcoat	0	0	1b	0/0	0/0	0	6
Pelluer	1	0	0	0/0	0/0	0	6
D. White	1	0	0	0/0	0/0	0	6
Brady	0	0	0	0/0	1/1	0	1
COWBOYS	17	19	2	25/29	37/37	0	340
Opponents	19	21	2†	19/29	39/41	0	348

a 18 interception return vs. New England (11/15)  
b 26 interception return vs. N.Y. Giants (11/5)  
† Harper 78 punt return vs. N.Y. Jets (10/4)  
R. Moore 20 fumble return vs. Atlanta (12/6)

## USUAL STATISTICS

WR Kelvin Edwards(9)	LE	Ed Jones
Gordon Banks(4)	LT	Kevin Brooks(12)
LT Mark Tunei(8)		Mike Dwyer(3)
Darryle Smith(7)	RT	Randy White
LG Nate Newton(11)	RE	Jim Jeffcoat
Sal Cesario(3)	LLB	Mike Duignan(10)
C Tom Rafferty(12)		Dale Jones(3)
Mike Zent(3)	MLB	Eugene Lockhart(9)
RG Crawford Ker(12)		Russ Swan(3)
Bob White(3)	RLB	Jeff Rohrer(12)
RT Kevin Gogan(10)		Chris Duiban(3)
Steve Cisowski(3)	LCB	Everson Walls
TE Doug Cosbie(12)	RCB	Ron Francis(11)
Rich Borresen(3)		Robert Williams(3)
WR Mike Reinro	SS	Bill Bates(11)
QB Darry White(9)		Tommy Haynes(3)
Steve Pelluer(4)	FS	Michael Downs(12)
RB Herschel Walker(7)		Alex Green(3)
Tony Dorsett(6)		
FB Timmy Newsome(8)		
Gerald White(3)		
Herschel Walker(3)		





RECORD: 1-15  
FIFTH PLACE, NFC EAST  
HEAD COACH: JIMMY JOHNSON

Date	W/L	Score	Opponent	Alt.
9/10	L	0-28	@ New Orleans	66,977
9/17	L	21-27	@ Atlanta	55,285
9/24	L	7-30	WASHINGTON	63,200
10/1	L	13-30	N.Y. GIANTS	51,785
10/8	L	13-31	@ Green Bay	56,656
10/15	L	14-31	SAN FRANCISCO	61,077
10/22	L	28-36	@ Kansas City	76,841
10/29	L	10-19	PHOENIX	44,431
11/5	W	13-3	@ Washington	53,187
11/12	L	20-24	@ Phoenix	49,657
11/19	L	14-17	MIAMI	56,044
11/23	L	0-27	PHILADELPHIA	54,444
12/3	L	31-35	L.A. RAMS	46,100
12/10	L	10-20	@ Philadelphia	59,842
12/16	L	0-15	@ N.Y. Giants	72,141
12/24	L	10-20	GREEN BAY	41,265

TEAM STATISTICS	DALLAS	OPP
FIRST DOWNS	246	321
Rushing	78	116
Passing	145	183
Penalty	23	22
Third Down-Made/Att	62/187	106/229
Third Down Efficiency	33.2	46.3
Fourth Down-Made/Att	8/19	7/12
TOTAL NET YARDS	4,294	5,556
Avg. Per Game	268.4	347.3
Total Plays	898	1,060
Avg. Per Play	4.8	5.2
NET YARDS RUSHING	1,409	1,991
Avg. Per Game	88.1	124.4
Total Rushes	355	543
Avg. Per Rush	4.0	3.7
NET YARDS PASSING	2,885	3,565
Sacked/Yards Lost	30/329	29/183
Gross Yards	3,124	3,748
Attempts/Completions	513/266	488/301
Pct. of Completions	51.9	61.7
Had Intercepted	27	7
PUNTS/AVERAGE	82/39.8	73/39.9
Net Punting Average	34.2	35.3
PUNT RET./AVG.	316.4	388.8
KICKOFF RET./AVG.	77/22.2	46/18.5
INT./AVG. RET.	75/3.2	27/4.7
PENALTIES/YARDS	100/771	102/723
FUMBLES/BALL LOST	29/15	22/10
TOUCHDOWNS	25	44
Rushing	7	17
Passing	14	21
Returns	4	6
EXTRA POINTS/ATTEMPTS	24/25	43/44
FIELD GOALS/ATTEMPTS	10/20	28/35
AVG TIME OF POSSESSION	25:34	34:26

RUSHING	ATT	YDS	AVG	LG	TD
Palmer	112	446	4.0	63t	2
Akman	38	302	7.9	25	0
Walker	81	246	3.0	20t	2
Johnston	67	212	3.2	13	0
Sargent	20	87	4.4	43	1
Clack	14	40	2.9	17	2
Dixon	3	30	10.0	13	0
Walsh	6	16	2.7	14	0
Tautala	6	15	2.5	6	0
Shepard	3	12	4.0	12	0
Irvin	1	6	6.0	6	0
Saxon	1	1	1.0	1	0
Bates	1	0	0.0	0	0
Scott	2	-4	-2.0	-1	0
<b>COWBOYS</b>	<b>355</b>	<b>1,409</b>	<b>4.0</b>	<b>63t</b>	<b>7</b>
Opponents	<b>543</b>	<b>1,991</b>	<b>3.7</b>	<b>25</b>	<b>17</b>

RECEIVING	ATT	YDS	AVG	LG	TD
Martin	46	644	14.0	46	2
Folsom	28	265	9.5	26	2
Ivin	26	378	14.5	65†	2
Dixon	24	477	19.9	75†	2
Walker	22	261	11.9	52	1
Shepard	18	268	14.9	37†	1
Talatalasi	17	157	9.2	23	0
Burbage	17	134	7.9	15	0
Palmer	17	93	5.5	13	0
Johnston	16	133	8.3	28	3
Scott	9	63	7.0	12	0
Ford	7	78	11.1	21	1
Sargent	6	50	8.3	21	0
Jennings	6	47	7.8	14	0
Clack	4	69	17.3	44	0
Alexander	1	16	16.0	16	0
Ruzeak	1	4	4.0	4	0
Aikman	1	-13	-13.0	-13	0
COWBOYS	266	3,124	11.7	75†	24
Opponents	301	3,748	12.5	79†	21

INTERCEPTIONS	NO	YDS	AVG	LG	TD
Lockhart	2	14	7.0	12	0
Bates	1	18	18.0	18	0
Albritton	1	3	3.0	3	0
Francis	1	2	2.0	2	0
Burton	1	0	0.0	0	0
Horton	1	0	0.0	0	0
<b>COWBOYS</b>	<b>7</b>	<b>37</b>	<b>5.3</b>	<b>18</b>	<b>0</b>
Opponents	27	396	14.7	53†	3

PUNTING	NO	YDS	AVG	TB	IN	LG	BL	NET
Saxon	81	3,233	40.9	6	19	56	2	34.3
Ruzek	1	28	28.0	0	0	28	0	28.0
COWBOYS	82	3,261	39.8	6	19	56	2	34.2
Opp.	73	2,911	39.9	7	28	58	0	35.3

PUNT RETURNS	NO	FC	YDS	AVG	LG	TD
Shepard	24	1	160	6.7	17	0
Martin	4	5	32	8.0	12	0
Burbage	3	5	5	1.7	5	0
COWBOYS	31	11	197	6.4	17	0
Opponents	38	17	334	8.8	56	1

SCORE BY QUARTERS	1	2	3	4	OT	T
COWBOYS	47	70	35	52	0	204
Opponents	84	118	90	101	0	393

PASSING	ATT	COMP	YDS	PCT	AVG	PCT	PCT	PCT	LG	SKS/YDS	RATING
					ATT	TD	INT	INT			
Akman	293	155	1,749	52.9	5.97	9	3.1	18	6.1	75/ 19/155	55.7
Walsh	219	110	1,371	50.2	6.26	5	2.3	9	4.1	46 /11/84	60.5
Saxon	1	1	4	100.0	4.00	0	0.0	0	0.0	0/0	40.2
COWBOYS	513	266	3,124	51.9	6.09	14	2.7	27	5.3	75/ 30/239	57.8
Opponents	488	301	3,748	61.7	7.68	21	4.3	7	1.4	79/ 29/183	93.3

KICKOFF RETURNS	NO	YDS	AVG	LG	TD
Dixon	47	1,181	25.1	97½	1
Shepard	19	394	20.7	32	0
Clack	3	56	18.7	24	0
Burbage	3	55	18.3	22	0
Ankrom	2	6	3.0	5	0
Tautalaatasi	1	9	9.0	9	0
Chandler	1	8	8.0	8	0
Sargent	1	0	0.0	0	0
<b>COWBOYS</b>	<b>77</b>	<b>1,709</b>	<b>22.2</b>	<b>97½</b>	<b>1</b>
Opponents	46	853	18.5	34	0

FIELD GOALS	11-19	20-29	30-39	40-49	50+
Zendejas	0-0	1-1	1-1	3-5	0-2
Ruzek	1-1	1-1	2-4	1-4	0-1
COWBOYS	1-1	2-2	3-5	4-9	0-3
Opponents	0-0	12-12	11-13	5-10	0-0

Ruzek: (,),(,),(19.53M,33),(46M),(43B,48M),(,),(31M,37),(35M,20.43),(,),(,),(,),(,),(,),(,)  
Zendejas: (,),(,),(,),(,),(,),(,),(,),(32.39),(52M,53M),(45M),(47),(42M,47),(,),(41)  
Opponents: (,),(28.48M,38),(26.37,33),(37,32,27),(26.46M,37M),(31),(43,27),(40,25,31,42),(45M,35),(44B,41B,45),(23),(36,38),(,)(30B,29.46),(33,22,26),(28,24)

SCORING	TDR	TD	TDR1	FG	PAT	S	TP
Ruzek	0	0	0	5/11	14/15	0	29
Zendejas	0	0	0	5/9	10/10	0	25
Dixon	0	2	1a	0/0	0/0	0	18
Johnston	0	3	0	0/0	0/0	0	18
Walker	2	1	0	0/0	0/0	0	12
Clack	2	0	0	0/0	0/0	0	12
Folsom	0	2	0	0/0	0/0	0	12
Irvin	0	2	0	0/0	0/0	0	12
Martin	0	2	0	0/0	0/0	0	12
Palmer	2	0	0	0/0	0/0	0	12
Del Rio	0	0	1b	0/0	0/0	0	6
Ford	0	1	0	0/0	0/0	0	6
Jeffcoat	0	0	1c	0/0	0/0	0	6
Lockhart	0	0	1d	0/0	0/0	0	6
Sargent	1	0	0	0/0	0/0	0	6
Shepard	0	1	0	0/0	0/0	0	6
COWBOYS	7	14	4	10/20	24/25	0	204
Opponents	17	21	6	* 28/35	43/44	1	393

a 97 kickoff return vs. Kansas City (10/22)

b 57 fumble return vs. Green Bay (12/24)

c 77 fumble return vs. Washington (9/24)

d 40 fumble return vs. Green Bay (10/8)

\* Shepard 56 punt return vs. New Orleans (9/10)

Butler 29 fumble return vs. Atlanta (9/17)

Walton 29 interception return vs. Wash. (

Jackson 62 field goal return vs. San Fran

Zordich 16 interception return vs. Phoenix

McDonald 53 int. return vs. Phoenix (11/

# McGovern blocked punt through end zone

Kansas City (10/22)

## USUAL STARTERS

WR	Kevin Martin(11)	LE	Ed Jones(8)
	James Dixon(5)		Tony Tolbert(5)
LT	Mark Tuinei		Danny Norton(3)
LG	Nate Newton	LT	Dean Hamel(9)
C	Tom Raftery(8)		Willie Broughton(5)
	Mark Stepanoski(4)	RT	Willie Broughton(9)
	Bob White(4)		Dean Hamel(5)
RG	Crawford Ker	RE	Jim Jeffcoat
RT	Kevin Gogan	LB	Jack Del Rio(11)
TE	Steve Folsom		Ron Burton(3)
WR	Derick Shepard(8)	MLB	Eugene Lockhart
	Michael Irvin(6)	RLB	Ken Norton(13)
QB	Tommy Akinnai(11)		Randy Shannon(3)
	Steve Walsh(5)	LCB	Everett Williams(11)
RB	Paul Palmer(8)	RCB	Robert Williams(11)
	Herschell Walker(4)		Ron Francis(4)
FB	Daryl Johnston(10)	SS	Vince Abrington
	Broderick Sargent(3)	FS	Ray Horton



## 1990 ★ DALLAS COWBOYS STATISTICS ★ 1990

RECORD: 7-9  
FOURTH PLACE, NFC EAST  
HEAD COACH: JIMMY JOHNSON

Date	W/L	Score	Opponent	Aft.
9/9	W	17-14	SAN DIEGO	48,063
9/16	L	7-28	N.Y. GIANTS	61,090
9/23	L	15-19	@ Washington	53,804
9/30	L	17-31	@ N.Y. Giants	75,923
10/7	W	14-10	TAMPA BAY	60,076
10/14	L	3-20	@ Phoenix	45,235
10/21	W	17-13	@ Tampa Bay	68,315
10/28	L	20-21	PHILADELPHIA	62,605
11/4	L	9-24	@ N.Y. Jets	68,086
11/11	L	6-24	SAN FRANCISCO	62,966
11/18	W	24-21	@ L.A. Rams	58,589
11/22	W	27-17	WASHINGTON	60,355
12/2	W	17-13	NEW ORLEANS	60,087
12/9			- Bye -	
12/16	W	41-10	PHOENIX	60,190
12/23	L	3-17	@ Philadelphia	63,895
12/30	L	7-26	@ Atlanta	50,097

TEAM STATISTICS	DALLAS	OPP
FIRST DOWNS	250	280
Rushing	88	109
Passing	135	153
Penalty	27	18
Third Down-Made/Att.	67/198	85/208
Third Down Efficiency	33.8	40.9
Fourth Down-Made/Att.	5/10	8/16
TOTAL NET YARDS	4,081	4,615
Avg. Per Game	255.1	288.4
Total Plays	911	988
Avg. Per Play	4.5	4.7
NET YARDS RUSHING	1,500	1,976
Avg. Per Game	93.8	123.5
Total Rushes	393	482
Avg. Per Rush	3.8	4.1
NET YARDS PASSING	2,581	2,639
Sacked/Yards Lost	43/317	36/292
Gross Yards	2,898	2,931
Attempts/Completions	475/254	470/271
Pct. of Completions	53.5	57.7
Had Intercepted	24	11
PUNTS/AVERAGE	79/43.2	70/40.9
Net Punting Average	35.6	36.2
PUNT RET./AVG.	39/6.4	43/10.2
KICKOFF RET./AVG.	54/20.4	55/20.7
INT./AVG. RET.	11/11.5	24/14.7
PENALTIES/YARDS	98/729	104/911
FUMBLES/BALL LOST	27/9	32/19
TOUCHDOWNS	27	36
Rushing	13	18
Passing	12	12
Returns	2	6
EXTRA POINTS/ATTEMPTS	26/27	36/36
FIELD GOALS/ATTEMPTS	18/25	18/26
AVG TIME OF POSSESSION	28:44	31:16

RUSHING	ATT	YDS	AVG	LG	TD
E. Smith	241	937	3.9	48†	11
Agee	53	213	4.0	28	0
Aikman	40	172	4.3	20	1
Highsmith	19	48	2.5	7	0
Dixon	11	43	3.9	18	0
Johnston	10	35	3.5	8	1
Wright	3	26	8.7	14	0
Saxon	1	20	20.0	20	0
Laufenberg	2	6	3.0	5	0
T. Smith	6	6	1.0	3	0
Bates	1	4	4.0	4	0
Walsh	1	0	0.0	0	0
Martin	4	-2	-0.5	3	0
McKinnon	1	-8	-8.0	-8	0
COWBOYS	393	1,500	3.8	48†	13
Opponents	482	1,976	4.1	67	18

RECEIVING	NO	YDS	AVG	LG	TD
Martin	64	732	11.4	45	0
Novacek	59	657	11.1	41	4
Agee	30	272	9.1	30	1
E. Smith	24	228	9.5	57	0
Irvin	20	413	20.7	61†	5
McKinnon	14	172	12.3	28†	1
Johnston	14	148	10.6	26	1
Awalt	13	133	10.2	25	0
Wright	11	104	9.5	20	0
Highsmith	3	13	4.3	7	0
Dixon	2	26	13.0	21	0
COWBOYS	254	2,898	11.4	61†	12
Opponents	271	2,931	10.8	58†	12

INTERCEPTIONS	NO	YDS	AVG	LG	TD
Holt	3	72	24.0	64†	1
Washington	3	24	8.0	13	0
Bates	1	4	4.0	4	0
Gant	1	26	26.0	26	0
Hendrix	1	0	0.0	0	0
Horton	1	0	0.0	0	0
Williams	1	0	0.0	0	0
COWBOYS	11	126	11.5	64†	1
Opponents	24	353	14.7	61†	4

PUNTING	NO	YDS	AVG	TB	IN20	LG	BL	NET
Saxon	79	3,413	43.2	8	20	62	0	35.6
COWBOYS	79	3,413	43.2	8	20	62	0	35.6
Opp.	70	2,866	40.9	4	15	62	2	36.2

PUNT RETURNS	NO	FC	YDS	AVG	LG	TD
Shepard	20	1	121	6.1	13	0
Harris	12	6	63	5.3	12	0
Martin	5	3	46	9.2	17	0
McKinnon	2	1	20	10.0	20	0
COWBOYS	39	11	250	6.4	20	0
Opponents	43	8	438	10.2	98†	1

KICKOFF RETURNS	NO	YDS	AVG	LG	TD
Dixon	36	736	20.4	47	0
Wright	12	276	23.0	90†	1
Shepard	4	75	18.8	22	0
Stepnoski	1	15	15.0	15	0
Harris	1	0	0.0	0	0
COWBOYS	54	1,102	20.4	90†	1
Opponents	55	1,136	20.7	76†	1

PASSING	ATT	COMP	YDS	PCT	AVG	ATT	TD	PCT	INT	PCT	LG	SKS/YDS	RATING
Aikman	399	226	2,579	56.6	6.46	11	2.8	18	4.5	61†	39/288	66.6	
Laufenberg	67	24	279	35.8	4.16	1	1.5	6	9.0	27†	4/29	16.9	
Walsh	9	4	40	44.4	4.44	0	0.0	0	0.0	20	0/0	57.6	
COWBOYS	475	254	2,898	53.5	6.10	12	2.5	24	5.1	61†	43/317	59.4	
Opponents	470	271	2,931	57.7	6.24	12	2.6	11	2.3	58†	26/292	74.9	

SCORE BY QUARTERS	1	2	3	4	OT	T
COWBOYS	50	46	40	108	0	244
Opponents	55	102	52	100	0	308

FIELD GOALS	11-19	20-29	30-39	40-49	50+
Willis	0-0	4-4	7-9	7-8	0-4
COWBOYS	0-0	4-4	7-9	7-8	0-4
Opponents	0-0	9-9	5-8	2-6	2-3

Willis: (31), (1), (33.51M, 56M, 41), (22), (1), (37), (43M, 24), (43.43.51M), (37.35.32), (23.37), (53M, 23), (49.41), (47), (1), (46), (34M, 33M)  
Opponents: (31M), (1), (37.23.24.55), (47M, 34), (33), (28.28), (37M, 23.32), (1), (24), (39M, 42, 43M), (1), (52M, 25), (43.50), (38), (47M, 29), (44M, 23)

SCORING	TDR	TD	TDRI	FG	PAT	S	TP
Willis	0	0	0	18/25	26/26	0	80
E. Smith	11	0	0	0/0	0/0	0	66
Irvin	0	5	0	0/0	0/0	0	30
Novacek	0	4	0	0/0	0/0	0	24
Johnston	1	1	0	0/0	0/0	0	12
Agee	0	1	0	0/0	0/0	0	6
Aikman	1	0	0	0/0	0/0	0	6
Holt	0	0	1a	0/0	0/0	0	6
McKinnon	0	1	0	0/0	0/0	0	6
Wright	0	0	1b	0/0	0/0	0	6
COWBOYS	13	12	2	18/25	26/27	# 244	
Opponents	18	12	6*	18/26	36/36	18/308	

a 64 interception return vs. Tampa Bay (10/21)

b 90 kickoff return vs. N.Y. Giants (9/16)

# Mojsiejenk stepped out of end zone vs. Washington (9/23)

\* Taylor 11 interception return vs. N.Y. Giants (9/16)

Green 18 interception return vs. Washington (9/23)

Mathis 98 punt return vs. N.Y. Jets (11/4)

Allen 35 interception return vs. Philadelphia (12/23)

Jones 76 kickoff return vs. Atlanta (12/30)

Sanders 61 interception return vs. Atlanta (12/30)

& Green tackled E. Smith in end zone vs. Atlanta (12/30)

## USUAL STARTERS

WR Michael Irvin(7)	LE Daniel Stubbs
Dennis McKinnon(7)	LT Dean Hamell(11)
LT Mark Tuinei(13)	Jimmie Jones(5)
Kevin Gogan(3)	RT Danny Noonan
LG Crawford Ker	RE Jim Jeffcoat(13)
C Mark Stepnoski	Tony Tolbert(3)
RG John Geseke(11)	LLB Jack Del Rio
Tony Staton(4)	MLB Eugene Lockhart
RT Nate Newton	RLB Ken Norton
TE Jay Novacek	LCB Isaac Holt
WR Kelvin Martin	RCB Manny Hendrix(10)
QB Troy Aikman	Robert Williams(6)
RB Emmitt Smith	SS Vince Ventrone(8)
FB Tommie Agee(11)	James Washington(8)
Alonso Highsmith(5)	FS Ray Horton



## 1991 ★ DALLAS COWBOYS STATISTICS ★ 1991

RECORD: 11-5  
SECOND PLACE, NFC EAST  
HEAD COACH: JIMMY JOHNSON

Date	W/L	Score	Opponent	Att.
9/1	W	26-14	@ Cleveland	78,860
9/9	L	31-33	WASHINGTON	63,025
9/15	L	0-24	PHILADELPHIA	62,656
9/22	W	20-17	@ Phoenix	68,814
9/29	W	21-16	N.Y. GIANTS	64,010
10/6	W	20-17	@ Green Bay	53,695
10/13	W	35-23	CINCINNATI	63,275
10/20			- Bye -	
10/27	L	10-34	@ Detroit	74,906
11/3	W	27-7	PHOENIX	61,190
11/10	L	23-26	@ Houston (OT)	63,001
11/17	L	9-22	@ N.Y. Giants	76,410
11/24	W	24-21	@ Washington	55,561
11/28	W	20-10	PITTSBURGH	62,253
12/8	W	23-14	NEW ORLEANS	64,530
12/15	W	25-13	@ Philadelphia	65,854
12/22	W	31-27	ATLANTA	60,962

## 1991 FIRST ROUND PLAYOFFS

12/29	W	17-13	@ Chicago	62,594
-------	---	-------	-----------	--------

## 1991 DIVISIONAL PLAYOFFS

1/5/92	L	6-38	@ Detroit	78,290
--------	---	------	-----------	--------

TEAM STATISTICS	DALLAS	OPP
FIRST DOWNS	304	299
Rushing	89	103
Passing	191	180
Penalty	24	16
Third Down-Made/Att.	74/196	76/194
Third Down Efficiency	37.8	39.2
Fourth Down-Made/Att.	6/14	7/17
TOTAL NET YARDS	5,101	5,066
Avg. Per Game	318.8	316.6
Total Plays	971	963
Avg. Per Play	5.3	5.3
NET YARDS RUSHING	1,711	1,571
Avg. Per Game	106.9	98.2
Total Rushes	433	400
Avg. Per Rush	4.0	3.9
NET YARDS PASSING	3,390	3,495
Sacked/Yards Lost	38/273	23/151
Good Yards	3,663	3,646
Attempts/Completions	500/305	540/320
Pct. of Completions	61.0	59.3
Had Intercepted	12	12
PUNTS/AVERAGE	57/42.6	61/38.8
Net Punting Average	36.8	32.4
PUNT RET./AVG.	29/10.7	28/8.3
KICKOFF RET./AVG.	52/21.7	69/16.9
INT./AVG. RET.	12/13.9	12/20.3
PENALTIES/YARDS	74/610	97/801
FUMBLES/BALL LOST	23/12	23/11
TOUCHDOWNS	37	32
Rushing	15	11
Passing	16	17
Returns	6	4
EXTRA POINTS/ATTEMPTS	37/37	31/32
FIELD GOALS/ATTEMPTS	27/39	29/39
AVG TIME OF POSSESSION	30:06	29:54

RUSHING	ATT	YDS	AVG	LG	TD
E. Smith	365	1,563	4.3	75	12
Blake	15	80	5.3	30	1
Johnston	17	54	3.2	10	0
Agee	9	20	2.2	8	1
Aikman	16	5	0.3	9	1
Richards	2	4	2.0	3	0
Wright	2	-1	-0.5	3	0
Beuerlein	7	-14	-2.0	-1	0

COWBOYS	433	1,711	4.0	75	15
Opponents	400	1,571	3.9	75	11

RECEIVING	ATT	YDS	AVG	LG	TD
Irvin	93	1,523	16.4	66	8
Novacek	59	664	11.3	49	4
E. Smith	49	258	5.3	14	1
Johnston	28	244	8.7	22	1
Harper	20	326	16.3	39	1
Martin	16	243	15.2	27	0
Roberts	16	136	8.5	21	1
Wright	10	170	17.0	53	0
Agee	7	43	6.1	9	0
Awalt	5	57	11.4	20	0
Blake	1	5	5.0	5	0
Aikman	1	-6	-6.0	-6	0

COWBOYS	305	3,663	12.0	66	16
Opponents	320	3,646	11.4	67	11

INTERCEPTIONS	NO	YDS	AVG	LG	TD
Holt	4	2	0.5	2	0
Brown	2	31	15.5	20	0
Washington	2	9	4.5	9	0
Edwards	1	36	36.0	36	1
Gant	1	0	0.0	0	0
Horton	1	65	65.0	65	1
Williams	1	24	24.0	24	0
COWBOYS	12	167	13.9	65	2
Opponents	12	244	20.3	96	2

PUNTING	NO	YDS	AVG	LG	BL	NET
Saxon	57	2,426	42.6	5	16	64
COWBOYS	57	2,426	42.6	5	16	64
Opp.	61	2,364	38.8	4	14	77

PUNT RETURNS	NO	FC	YDS	AVG	LG	TD
Martin	21	8	244	11.6	85	1
Shepard	6	3	57	9.5	14	0
Horton	1	0	8	8.0	8	0
Brownlow	1	0	0	0.0	0	0
Wright	0	1	0	0.0	0	0
COWBOYS	29	12	309	10.7	85	1
Opponents	28	10	231	8.3	34	0

KICKOFF RETURNS	NO	YDS	AVG	LG	TD
Wright	21	514	24.5	102	1
Dixon	18	398	22.1	39	0
Gant	6	114	19.0	26	0
Shepard	3	54	18.0	21	0
Martin	3	47	15.7	25	0
Horton	1	0	0.0	0	0
COWBOYS	52	1,127	21.7	102	1
Opponents	69	1,169	16.9	82	1

SCORE BY QUARTERS	1	2	3	4	OT	T
COWBOYS	91	105	35	111	0	342
Opponents	61	89	66	91	3	310

FIELD GOALS	11-19	20-29	30-39	40-49	50+
Willis	2-2	6-6	9-11	6-13	4-7
COWBOYS	2-2	6-6	9-11	6-13	4-7
Opponents	1-1	11-11	5-5	9-14	3-8

Willis: (38.25,22.54),(51),(48M,52M,45M,41),(40M,23.39),(47B,35),(36.27),(35.37,45),(22.31,18),(51B,32M,42),(45M,18,47B,38M,43),(50,41),(50,55M,32.37),(20,45M,37.22),(42,51M),(54M),(37.51M,47),(49M,25,29,49M)
Opponents: (45M),(53.52,45,46),(42,55M),(49M,32,32.29),(43,52M,29.25),(42),(45,24,26),(44,32),(52,19,22,41M,23),(27,37,22),(42,51M),(54M),(37.51M,47),(49M,25,29,49M)

SCORING	TDR	TD	TDPR	FG	PAT	S	TP
Willis	0	0	0	27/39	37/3	0	118
E. Smith	12	1	0	0/0	0/0	0	78
Irvin	0	8	0	0/0	0/0	0	48
Novacek	0	4	0	0/0	0/0	0	24
Horton	0	0	2a	0/0	0/0	0	12
Agee	1	0	0	0/0	0/0	0	6
Aikman	1	0	0	0/0	0/0	0	6
Blake	1	0	0	0/0	0/0	0	6
Edwards	0	0	1b	0/0	0/0	0	6
Harper	0	1	0	0/0	0/0	0	6
Johnston	0	1	0	0/0	0/0	0	6
Martin	0	0	1c	0/0	0/0	0	6
Roberts	0	1	0	0/0	0/0	0	6
R. Williams	0	0	1d	0/0	0/0	0	6
Wright	0	0	1e	0/0	0/0	0	6
Hendrix	0	0	0	0/0	0/0	1	2
COWBOYS	15	16	6	27/39	37/3	1	342
Opponents	11	17	4	29/39	31/32	0	310

- a 20 fumble return vs. N.Y. Giants (9/29)  
65 interception return vs. Green Bay (10/6)  
b 36 interception return vs. Cincinnati (10/13)  
c 85 punt return vs. Philadelphia (12/15)  
d 18 blocked punt return vs. Houston (11/10)  
e 102 kickoff return vs. Atlanta (12/22)  
# tackled Booty in end zone vs. Philadelphia (12/25)  
\* Wilson 82 kickoff return vs. Green Bay (10/6)  
White 55 blocked FG return vs. Detroit (10/27)  
Crockett 96 interception return vs. Detroit (10/27)  
Mayhew 31 interception return vs. Washington (11/24)

## USUAL STARTERS

WR Alvin Harper(5)	LE Tony Tolbert
Alfredo Roberts(5)	LT Tony Casillas
Alexander Wright(5)	RT Russell Maryland(7)
LT Mark Tuinei(12)	Jimmie Jones(6)
Alan Veingard(3)	Danny Noonan(3)
LG Kevin Gogan	RE Jim Jeffcoat
C Mark Stepnoski	LLB Ken Norton
RG John Gesek	MLB Jack Del Rio
RT Nate Newton	RLB Vinson Smith
TE Jay Novacek(12)	LCB Isaac Holt
Alfredo Roberts(4)	RCB Larry Brown(13)
WR Michael Irvin	Manny Hendrix(3)
QB Troy Aikman(12)	SS James Washington
Steve Beuerlein(4)	FS Ray Horton
RB Emmitt Smith	
DB Daryl Johnston	

PASSING	ATT	COMP	YDS	PCT	AVG	ATT	TD	PCT	INT	LG	SKS/YDS	RATING
Aikman	363	237	2,754	65.3	7.59	11	3	10	2.8	61	32/224	86.7
Beuerlein	137	68	909	49.6	6.59	5	3.6	2	1.5	66	6/49	77.2
COWBOYS	500	305	3,663	61.0	7.33	16	3.2	12	2.4	66	38/273	84.1
Opponents	540	320	3,646	59.3	6.75	17	3.1	12	2.2	67	23/151	80.8



## 1992 ★ DALLAS COWBOYS STATISTICS ★ 1992

RECORD: 13-3  
FIRST PLACE, NFC EAST  
HEAD COACH: JIMMY JOHNSON

Date	W/L	Score	Opponent	Att.
9/7	W	23-10	WASHINGTON	63,538
9/13	W	34-28	@ N.Y. Giants	76,430
9/20	W	31-20	PHOENIX	62,575
9/27			- Bye -	
10/5	L	7-31	@ Philadelphia	66,572
10/11	W	27-0	SEATTLE	62,311
10/18	W	17-10	KANSAS CITY	64,115
10/25	W	28-13	@ L.A. Raiders	91,505
11/1	W	20-10	PHILADELPHIA	65,012
11/8	W	37-3	@ Detroit	74,816
11/15	L	23-27	L.A. RAMS	63,690
11/22	W	16-10	@ Phoenix	72,439
11/26	W	30-3	N.Y. GIANTS	62,416
12/6	W	31-27	@ Denver	74,946
12/13	L	17-20	@ Washington	56,437
12/21	W	41-17	@ Atlanta	67,036
12/27	W	27-14	CHICAGO	63,101

## 1992 DIVISIONAL PLAYOFFS

1/10/93W 34-10 PHILADELPHIA 63,721

## 1992 NFC CHAMPIONSHIP GAME

1/17/93W 30-20 @ San Francisco 64,920

SUPER BOWL XXVII  
(Pasadena)

1/31/93W 52-17 Buffalo 98,374

TEAM STATISTICS	DALLAS	OPP
FIRST DOWNS.....	324	241
Rushing.....	119	68
Passing.....	183	147
Penalty.....	22	26
Third Down-Made/Att.....	87/208	50/184
Third Down Efficiency.....	41.8	27.2
Fourth Down-Made/Att.....	8/12	7/15
TOTAL NET YARDS.....	5,606	3,933
Avg. Per Game.....	350.4	245.8
Total Plays.....	1,014	873
Avg. Per Play.....	5.5	4.5
NET YARDS RUSHING.....	2,121	1,244
Avg. Per Game.....	132.6	77.8
Total Rushes.....	500	345
Avg. Per Rush.....	4.2	3.6
NET YARDS PASSING.....	3,485	2,689
Sacked/Yards Lost.....	23/112	44/347
Gross Yards.....	3,597	3,036
Attempts/Completions.....	491/314	484/263
Pct. of Completions.....	64.0	54.3
Had Intercepted.....	15	17
PUNTS/AVERAGE.....	61/43.0	87/42.1
Net Punting Average.....	33.5	35.1
PUNT RET./AVG.....	44/12.5	34/11.7
KICKOFF RET./AVG.....	37/18.9	60/20.3
INT./AVG. RET.....	17/9.3	15/20.0
PENALTIES/YARDS.....	91/650	94/727
FUMBLES/BALL LOST.....	16/9	25/14
TOUCHDOWNS.....	48	29
Rushing.....	20	11
Passing.....	23	16
Returns.....	5	2
EXTRA POINTS/ATTEMPTS.....	47/48	27/29
FIELD GOALS/ATTEMPTS.....	24/35	14/17
AVG TIME OF POSSESSION.....	33:57	26:03

RUSHING	ATT	YDS	AVG	LG	TD
E. Smith	373	1,713	4.6	68	18
Richards	49	176	3.6	15	1
Aikman	37	105	2.8	19	1
Johnston	17	61	3.6	14	0
Agee	16	54	3.4	10	0
Harper	1	15	15.0	15	0
Martin	2	13	6.5	8	0
Beuerlein	4	-7	-1.8	-1	0
Irvin	1	-9	-9.0	-9	0
COWBOYS	500	2,121	4.2	68	20
Opponents	345	1,244	3.6	28	11

RECEIVING	NO	YDS	AVG	LG	TD
Irvin	78	1,396	17.9	87	7
Novacek	68	630	9.3	34	6
E. Smith	59	335	5.7	26	1
Harper	35	562	16.1	52	4
Martin	32	359	11.2	27	3
Johnston	32	249	7.8	18	2
Roberts	3	36	12.0	18	0
Agee	3	18	6.0	8	0
Richards	3	8	2.7	6	0
Gesek	1	4	4.0	4	0
COWBOYS	314	3,597	11.5	87	23
Opponents	263	3,036	11.5	81	16

INTERCEPTIONS	NO	YDS	AVG	LG	TD
Washington	3	31	10.3	16	0
Gant	3	19	6.3	11	0
Everett	2	28	14.0	17	0
Horton	2	15	7.5	15	1
Holt	2	11	5.5	8	0
K. Smith	2	10	5.0	7	0
Brown	1	30	30.0	30	0
Myles	1	13	13.0	13	0
Harper	1	1	1.0	1	0
COWBOYS	17	158	9.3	30	1
Opponents	15	300	20.0	59	0

PUNTING	NO	YDS	AVG	TB IN 20	LG	BL	NET
Saxon	61	2,620	43.0	9	19	58	0 33.5
COWBOYS	61	2,620	43.0	9	19	58	0 33.5
Opp.	87	3,660	42.1	3	17	73	2 35.1

PUNT RETURNS	NO	FC	YDS	AVG	LG	TD
Martin	42	18	532	12.7	79	2
K. Smith	1	0	17	17.0	17	0
Horton	1	0	1	1.0	1	0
COWBOYS	44	18	550	12.5	79	2
Opponents	34	6	397	11.7	65	0

KICKOFF RETURNS	NO	YDS	AVG	LG	TD
Martin	24	503	21.0	59	0
Wright	8	117	14.6	21	0
Holmes	3	70	23.3	28	0
L. Smith	1	9	9.0	9	0
Edwards	1	0	0.0	0	0
COWBOYS	37	699	18.9	59	0
Opponents	60	1,217	20.3	42	0

SCORE BY QUARTERS	1	2	3	4	OT	T
COWBOYS	108	116	134	51	0	409
Opponents	54	53	51	85	0	243

FIELD GOALS	11-19	20-29	30-39	40-49	50+
Elliot	0-0	6-7	10-14	5-10	3-4
COWBOYS	0-0	6-7	10-14	5-10	3-4
Opponents	1-1	4-4	4-5	5-7	0-0

Elliot: (32M), (39.35), (33B.29), (48M), (31.51, 42M), (51M.39), (48M), (42M.38M.35.48), (25.42, 30), (37.42.36), (28), (45.33.53), (53.32M), (23), (47.22.46M), (28M.21.34)

Opponents: (49.1), (22.42), (40), (40M), (32), (1), (18), (36), (33.44), (20), (35M.42.44M), (1), (32.22), (27), (1)

SCORING	TDR	TD	TD RT	FG	PAT	S	TP
Elliot	0	0	0	24/35	47/48	0	119
E. Smith	18	1	0	0/0	0/0	0	114
Irvin	0	7	0	0/0	0/0	0	42
Novacek	0	6	0	0/0	0/0	0	36
Martin	0	3	2a	0/0	0/0	0	30
Harper	0	4	0	0/0	0/0	0	24
Johnston	0	2	0	0/0	0/0	0	12
Aikman	1	0	0	0/0	0/0	0	6
Horton	0	0	1b	0/0	0/0	0	6
Maryland	0	0	1c	0/0	0/0	0	6
Richards	1	0	0	0/0	0/0	0	6
R. Williams	0	0	1d	0/0	0/0	0	6
Holt	0	0	0	0/0	0/0	1#	2
COWBOYS	20	23	5	24/35	47/48	1	409
Opponents	11	16	2*	14/17	27/29	0	243

a 79 punt return vs. Washington (9/7)  
74 punt return vs. L.A. Rams (11/15)  
b 15 interception return vs. Seattle (10/11)  
c 26 fumble return vs. Chicago (12/27)  
d 3 block punt return vs. N.Y. Giants (9/13)  
# Blocked punt out of end zone vs. Washington (9/7)  
\* Copeland fumble recovery in end zone vs. Washington (12/13)  
Zorich 42 fumble return vs. Chicago (12/27)

## USUAL STARTERS

WR Alvin Harper	LE Tony Tolbert
LT Mark Tuinei	RT Tony Casillas
LG Nate Newton	LT Russell Maryland
C Mark Stepanoski	RE Charles Haley(13)
RG John Gesek	Jim Jeffcoat(3)
RT Erik Williams	LLB Vinson Smith(13)
TE Jay Novacek	Kenneth Gant(3)
WR Michael Irvin	MLB Robert Jones(13)
QB Troy Aikman	Ken Norton(3)
RB Emmitt Smith	RLB Ken Norton
FB Darryl Johnston	LCB Isaac Holt(11)
	Kevin Smith(5)
	RCB Larry Brown
	SS Thomas Everett(9)
	James Washington(6)
	FS James Washington(9)
	Ray Horton(7)

PASSING	ATT	COMP	YDS	PCT	AVG	TD	PCT	INT	PCT	LG	SKS/YDS	RATING
Aikman	473	302	3,445	63.8	7.28	23	4.9	14	3.0	87	23/112	89.5
Beuerlein	18	12	152	66.7	8.44	0	0.0	1	5.6	27	0/0	69.7
COWBOYS	491	314	3,597	64.0	7.33	23	4.7	15	3.1	87	23/112	88.8
Opponents	484	263	3,036	54.3	6.27	16	3.3	17	3.5	67	44/347	69.9



## 1993 ★ DALLAS COWBOYS STATISTICS ★ 1993

RECORD: 12-4  
FIRST PLACE, NFC EAST  
HEAD COACH: JIMMY JOHNSON

Date	W/L	Score	Opponent	Att.
9/6	L	16-35	@ Washington	56,345
9/12	L	10-13	BUFFALO	63,226
9/19	W	17-10	@ Phoenix	73,025
9/26			- Bye -	
10/3	W	36-14	GREEN BAY	63,568
10/10	W	27-3	@ Indianapolis	60,453
10/17	W	26-17	SAN FRANCISCO	65,099
10/24			- Bye -	
10/31	W	23-10	@ Philadelphia	61,912
11/7	W	31-9	N.Y. GIANTS	64,735
11/14	W	20-15	PHOENIX	64,224
11/21	L	14-27	@ Atlanta	67,337
11/25	L	14-16	MIAMI	60,198
12/6	W	23-17	PHILADELPHIA	64,521
12/12	W	37-20	@ Minnesota	63,321
12/18	W	28-7	@ New York Jets	73,233
12/26	W	38-3	WASHINGTON	64,497
1/2/94	W	16-13	@ N.Y. Giants (OT)	77,356

## DIVISIONAL PLAYOFF

1/16/94 W 27-17 GREEN BAY 64,790

## NFC CHAMPIONSHIP GAME

1/23/94 W 38-21 SAN FRANCISCO 64,902

## SUPER BOWL XXVIII

(Atlanta)

1/30/94 W 30-13 Buffalo 72,817

## TEAM STATISTICS

	DALLAS	OPP
FIRST DOWNS	322	297
Rushing	120	94
Passing	172	176
Penalty	30	27
Third Down-Made/Att.	83/198	87/219
Third Down Efficiency	41.9	39.7
Fourth Down-Made/Att.	7/12	6/17
TOTAL NET YARDS	5,615	4,767
Avg. Per Game	350.9	297.9
Total Plays	994	1,012
Avg. Per Play	5.6	4.7
NET YARDS RUSHING	2,161	1,651
Avg. Per Game	135.1	103.2
Total Rushes	490	423
Avg. Per Rush	4.4	3.9
NET YARDS PASSING	3,454	3,116
Avg. Per Game	215.9	194.8
Sacks/Yards Lost	29/163	34/231
Gross Yards	3,617	3,347
Attempts/Completions	475/317	555/334
Pct. of Completions	66.7	60.2
Had Intercepted	6	14
PUNTS/AVERAGE	56/41.8	78/41.3
Net Punting Average	37.7	34.8
PUNT RET./AVG.	37/10.3	32/5.3
KICKOFF RET./AVG.	36/21.1	66/18.6
INT./AVG. RET.	14/12.2	6/7.8
PENALTIES/YARDS	94/744	87/653
FUMBLES/BALL LOST	33/16	22/14
TOUCHDOWNS	41	23
Rushing	20	7
Passing	18	14
Returns	3	2
EXTRA POINTS/ATTEMPTS	40/41	23/23
FIELD GOALS/ATTEMPTS	30/37	22/27
AVG TIME OF POSSESSION	30:56	29:04

PASSING	ATT	COMP	YDS	PCT	ATT	YDS	PCT
Aikman	392	271	3,100	69.1	7.91		
Kosar	63	36	410	57.1	6.51		
J. Garrett	19	9	61	47.4	3.21		
Harper	1	1	46	100.0	46.00		
COWBOYS	475	317	3,617	66.7	7.61		
Opponents	555	334	3,347	60.2	6.03		

RUSHING	ATT	YDS	AVG	LG	TD
E. Smith	283	1,486	5.3	62	9
Lassic	75	269	3.6	15	3
Coleman	34	132	3.9	16	2
Aikman	32	125	3.9	20	0
Johnston	24	74	3.1	11	3
Gainer	9	29	3.2	8	0
K. Williams	7	26	3.7	12	2
Agee	6	13	2.2	6	0
Kosar	9	7	0.8	4	0
Irvin	2	6	3.0	9	0
Novacek	1	2	2.0	21	1
J. Garrett	8	-8	-1.0	0	0

COWBOYS	490	2,161	4.4	62	20
Opponents	423	1,651	3.9	77	7

RECEIVING	ATT	YDS	AVG	LG	TD
Irvin	88	1,330	15.1	61	7
E. Smith	57	414	7.3	86	1
Johnston	50	372	7.4	20	1
Novacek	44	445	10.1	30	1
Harper	36	777	21.6	80	5
K. Williams	20	151	7.6	33	2
Lassic	9	37	4.1	9	0
Gainer	6	37	6.3	8	0
Coleman	4	24	6.0	10	0
T. Williams	1	25	25.0	25	0
Price	1	4	4.0	4	0
Galbraith	1	1	1.0	11	1

COWBOYS	317	3,617	11.4	86	18
Opponents	334	3,347	10.0	70	14

INTERCEPTIONS	NO	YDS	AVG	LG	TD
K. Smith	6	56	9.3	32	1
Bates	2	25	12.5	22	0
Everett	2	25	12.5	17	0
Washington	1	38	38.0	24	0
Norton	1	25	25.0	25	0
Manion	1	2	2.0	2	0
Gant	1	0	0.0	0	0

COWBOYS	14	171	12.2	32	1
Opponents	6	47	7.8	26	0

PUNTING	NO	YDS	AVG	TBIN20	LG	BL	NET
Jett	56	2,342	41.8	3	22	59	0 37.7
COWBOYS	56	2,342	41.8	3	22	59	0 37.7
Opp.	78	3,219	41.3	6	21	60	0 34.8

PUNT RETURNS	NO	FC	YDS	AVG	LG	TD
K. Williams	36	14	381	10.6	64	2
Washington	1	0	0	0.0	0	0
COWBOYS	37	14	381	10.3	64	2
Opponents	32	12	169	5.3	20	0

KICKOFF RETURNS	NO	YDS	AVG	LG	TD
K. Williams	31	689	22.2	49	0
K. Smith	1	33	33.0	33	0
Gant	1	18	18.0	18	0
R. Jones	1	12	12.0	12	0
Hennings	1	7	7.0	7	0
Novacek	1	-1	-1.0	-1	0
Vanderbeek	0	0	0.0	0	0

COWBOYS	36	758	21.1	49	0
Opponents	66	1,225	18.6	95	1

## SCORE BY

QUARTERS	1	2	3	4	OT	T
COWBOYS	76	124	86	87	3	376
Opponents	43	46	79	61	0	229

## FIELD GOALS

11-19	20-29	30-39	40-49	50+
Murray	4-4	4-4	9-12	8-8
Elliott	0-0	1-1	0-1	1-2

COWBOYS	4-4	5-5	9-13	9-10
Opponents	3-3	11-11	5-6	3-7

Murray: (1), (2), (3), (50M), (33, 19, 19, 50, 48), (30, 32), (48, 39, 29, 35M, 18), (35, 23, 40), (34, 54M), (44, 43), (-), (32M), (23, 19, 47), (51, 52, 46), (1), (39M, 38), (32, 38, 41).

Elliott: (22), (49M, 43, 30M)  
Opponents: (32M), (48, 35), (20), (42M), (27), (25), (33), (21, 45, 29), (19, 47), (26, 24), (44M), (20, 31, 41B, 19), (25, 44M), (19, 21), (1), (32), (29, 31).

## SCORING

	TDR	TD	TD	FG	PAT	S	TP
Murray	0	0	0	28/33	38/38	0	122
E. Smith	9	1	0	0/0	0/0	0	60
Irvin	0	7	0	0/0	0/0	0	42
K. Williams	2	2	2a	0/0	0/0	0	36
Harper	0	5	0	0/0	0/0	0	30
Johnston	3	1	0	0/0	0/0	0	24
Lassic	3	0	0	0/0	0/0	0	18
Coleman	0	2	0	0/0	0/0	0	12
Novacek	1	1	0	0/0	0/0	0	12
Elliott	0	0	0	2/4	2/3	0	8
Galbraith	0	1	0	0/0	0/0	0	6
K. Smith	0	0	1b	0/0	0/0	0	6
COWBOYS	20	18	3	30/37	40/41	0	376
Opponents	7	14	2	22/27	23/23	1	229

a 64 yd. punt return, vs. Miami (11/25)

62 yd. punt return, vs. Washington (11/26)

b 32 yd. interception return, @ N.Y. Jets (12/18)

\* 95 yd. kickoff ret., R. Brooks, vs. G. Bay (10/3)

47 yd. fum. ret., E. Davis, vs. S.F. (10/17)

# Kosar intentional grounding in end zone vs. Phoenix (11/14)

## USUAL STARTERS

WR Alvin Harper	LE Tony Tolbert
LT Mark Tuinei	LT Tony Casillas
LG Nate Newton	RT Russell Maryland(12)
C Mark Stepnoski(13)	Leon Lett(4)
Frank Cornish(3)	RE Charles Haley(11)
RG Kevin Gogan	Jim Jeffcoat(3)
TE Erik Williams	LLB Dixon Edwards
RT Jay Novacek	MLB Ken Norton(13)
WR Michael Irvin	Robert Jones(3)
QB Troy Aikman	RLB Darrin Smith(12)
RB Emmitt Smith(13)	Ken Norton(3)
Derrick Lassic(3)	LCB Kevin Smith
FB Darryl Johnston	RCB Larry Brown
	SS Darren Woodson
	FS Thomas Everett



## 1994 ★ DALLAS COWBOYS STATISTICS ★ 1994

RECORD: 12-4  
FIRST PLACE, NFC EAST  
HEAD COACH: BARRY SWITZER

Date	W/L	Score	Opponent	Att.
9/4	W	26-9	@ Pittsburgh	60,156
9/11	W	20-17	HOUSTON	64,402
9/19	L	17-20	DETROIT (OT)	64,102
9/25			- Bye -	
10/2	W	34-7	@ Washington	55,394
10/9	W	38-3	ARIZONA	64,518
10/16	W	24-13	PHILADELPHIA	64,703
10/23	W	28-21	@ Arizona	71,023
10/30	W	23-20	@ Cincinnati	57,096
11/7	W	38-10	N.Y. GIANTS	64,836
11/13	L	14-21	@ San Francisco	69,014
11/20	W	31-7	WASHINGTON	64,644
11/24	W	42-31	GREEN BAY	64,597
12/4	W	31-19	@ Philadelphia	65,947
12/10	L	14-19	CLEVELAND	64,826
12/17	W	24-16	@ New Orleans	67,323
12/24	L	10-15	@ N.Y. Giants	66,943

## DIVISIONAL PLAYOFF

1/8/95 W 35-9 GREEN BAY 64,475

## NFC CHAMPIONSHIP GAME

1/15/95 L 28-38 @ San Francisco 69,125

## TEAM STATISTICS

	DALLAS	OPP
FIRST DOWNS	322	273
Rushing	136	86
Passing	160	157
Penalty	26	30
Third Down-Made/Att.	93/209	91/229
Third Down Efficiency	44.5	39.7
Fourth Down-Made/Att.	6/7	8/17
TOTAL NET YARDS	5,321	4,313
Avg. Per Game	332.6	269.6
Total Plays	1,018	1,006
Avg. Per Play	5.2	4.3
NET YARDS RUSHING	1,963	1,561
Avg. Per Game	122.1	97.6
Total Rushes	550	437
Avg. Per Rush	3.6	3.6
NET YARDS PASSING	3,368	2,752
Avg. Per Game	210.5	172.0
Sacks/Yards Lost	20/93	47/299
Gross Yards	3,461	3,051
Attempts/Completions	418/282	522/269
Pct. of Completions	62.9	51.5
Had Intercepted	14	22
PUNTS/AVERAGE	70/41.9	84/43.3
Net Punting Average	35.4	36.8
PUNT RET./AVG.	44/9.2	36/10.5
KICKOFF RET./AVG.	50/25.7	82/20.8
INT./AVG. RET.	22/13.5	14/12.9
PENALTIES/YARDS	100/895	102/826
FUMBLES/BALL LOST	22/10	15/9
TOUCHDOWNS	50	27
Rushing	26	8
Passing	19	19
Returns	5	0
EXTRA POINT/ATTEMPTS	48/50	24/27
Kicking Made-Attempts	48/48	24/24
Passing Made-Attempts	0/0	0/2
Rushing Made-Attempts	0/2	0/1
FIELD GOALS/ATTEMPTS	22/29	20/25
AVG. TIME OF POSSESSION	31:35	28:25

RUSHING	ATT	YDS	AVG	LG	TD
E. Smith	368	1,484	4.0	46	21
Coleman	64	180	2.8	13	1
Johnston	40	138	3.5	9	2
B. Thomas	24	70	2.9	11	1
Aikman	30	62	2.1	13	1
K. Williams	6	20	3.3	8	0
Agee	5	4	0.8	3	0
Wilson	1	-1	-1.0	-1	0
Garrett	3	-2	-0.7	0	0
Peele	9	-2	-0.2	2	0
COWBOYS	550	1,953	3.6	46	26
Opponents	437	1,561	3.6	40	8

RECEIVING	NO	YDS	AVG	LG	TD
Irvin	79	1,241	15.7	65t	6
E. Smith	50	341	6.8	68	1
Novacek	47	475	10.1	27	2
Johnston	44	325	7.4	24	2
Harper	33	821	24.9	90	8
K. Williams	13	181	13.9	29	0
Coleman	8	46	5.8	14	0
Galbraith	4	31	7.8	15	0
B. Thomas	2	1	0.5	5	0
Agee	1	2	2.0	2	0
Kennard	1	-3	-3.0	-3	0
COWBOYS	282	3,461	12.3	90	19
Opponents	269	3,051	11.3	67t	19

INTERCEPTIONS	NO	YDS	AVG	LG	TD
Woodson	5	140	28.0	94t	1
Washington	5	43	8.6	25	0
Brown	4	21	5.3	14	0
D. Smith	2	13	6.5	13t	1
K. Smith	2	11	5.5	11	0
Tolbert	1	54	54.0	54t	1
Marion	1	11	11.0	11	0
Haley	1	1	1.0	1	0
Gant	1	0	0.0	0	0
Holmes	0	3	3.0	3	0
COWBOYS	22	297	13.5	94t	3
Opponents	14	180	12.9	56	0

PUNTING	NO	YDS	AVG	TB2IN	LG	BL	NET
Jett	70	2,935	41.9	4	26	58	0 35.4
COWBOYS	70	2,935	41.9	4	26	58	0 35.4
Opp.	84	3,637	43.3	7	31	80	0 36.8

PUNT RETURNS	NO	FC	YDS	AVG	LG	TD
K. Williams	39	13	349	8.9	83t	1
Holmes	5	1	55	11.0	19	0
COWBOYS	44	14	404	9.2	83t	1
Opponents	36	14	378	10.5	58	0

KICKOFF RETURNS	NO	YDS	AVG	LG	TD
K. Williams	43	1,148	26.7	87t	1
Holmes	4	89	22.3	32	0
Marion	2	39	19.5	21	0
R. Jones	1	8	8.0	8	0
COWBOYS	50	1,284	25.7	87t	1
Opponents	82	1,709	20.8	67t	0

SCORE BY QUARTERS	1	2	3	4	OT	T
COWBOYS	100	122	104	88	0	414
Opponents	34	93	46	72	3	248

FIELD GOALS	11-19	20-29	30-39	40-49	50+
Boniol	3-3	3-4	10-12	6-9	0-1
COWBOYS	3-3	3-4	10-12	6-9	0-1
Opponents	1-1	6-6	8-8	5-6	0-4

Boniol: (40,31,21,32), (45,29), (19), (28,47), (41M, 19), (37), (43B), (38M,37,43,38), (45), (43M), (32,51M), (41,37,35), (19), (1), (30,20B), (37, 37M)

Opponents: (41), (41), (32,51M,57B,51B,44), (1), (42), (1), (22,33), (23), (1), (53M), (28), (22,19), (34,32,43,32), (40M, 21,32,29), (38,30)

SCORING	TDR	TDP	TDR1	FG	PAT	S	TP
E. Smith	21	1	0	0/0	0/0	0	132
Boniol	0	0	0	22/29	48/48	0	114
Harper	0	8	0	0/0	0/0	0	48
Irvin	0	6	0	0/0	0/0	0	36
Johnston	2	2	0	0/0	0/0	0	24
Novacek	0	2	0	0/0	0/0	0	12
K. Williams	0	0	2a	0/0	0/0	0	12
Aikman	1	0	0	0/0	0/0	0	6
Coleman	1	0	0	0/0	0/0	0	6
D. Smith	0	0	1b	0/0	0/0	0	6
B. Thomas	1	0	0	0/0	0/0	0	6
Tolbert	0	0	1c	0/0	0/0	0	6
Woodson	0	0	1d	0/0	0/0	0	6
COWBOYS	26	19	5	22/29	48/48	0	414
Opponents	8	19	0	20/25	24/24	1*	248

2-Pt Conversions: Team 0-2, Opponents 0-3

a 87 yd. kickoff return vs. Arizona (10/9)  
b 83 yd. punt return vs. Washington (11/20)  
b 13 yd. interception return @ New Orleans (12/19)  
c 54 yd. interception return, @ New Orleans (12/19)  
d 94 yd. interception return @ Philadelphia (12/4)  
\* R Peele fumble out of end zone, @ NY Giants (12/24)

## USUAL STARTERS

WR Alvin Harper	LE Tony Tolbert
LT Mark Tuinei	LT Russell Maryland
LG Nate Newton	RT Leon Lett
C Mark Stepanoski	RE Charles Haley
RG Derrek Kennard	LLB Dixon Edwards
RT Larry Allen(9)	MLB Robert Jones
Erik Williams(7)	RLB Darrin Smith
TE Jay Novacek	LCB Kevin Smith
WR Michael Irvin	RCB Larry Brown
QB Troy Aikman	SS Darren Woodson
RB Emmitt Smith	FS James Washington
FB Daryl Johnston	

PASSING	ATT	COMP	YDS	PCT	ATT	AVG	PCT	TD	INT	PCT	LG	SKS/YDS	RATING
Aikman	361	233	2,676	64.5	7.41	13	3.6	12	3.3	90	90	14/51	84.9
Peele	56	33	470	58.9	8.39	4	7.1	1	1.8	65t	74/29	102.5	
Garrett	31	16	315	51.6	10.16	2	6.5	1	3.2	68	2/13	95.5	
COWBOYS	448	282	3,461	62.9	7.73	19	4.2	14	3.1	90	20/93	87.8	
Opponents	522	269	3,051	51.5	5.84	19	3.6	22	4.2	67t	47/109	64.0	



## 1995 ★ DALLAS COWBOYS STATISTICS ★ 1995

RECORD: 12-4  
FIRST PLACE, NFC EAST  
HEAD COACH: BARRY SWITZER

Date	W/L	Score	Opponent	Att.
9/4	W	35-0	@ N.Y. Giants	77,454
9/10	W	31-21	DENVER	64,578
9/17	W	23-17	@ Minnesota (OT)	60,088
9/24	W	34-20	ARIZONA	64,560
10/1	L	23-27	@ Washington	55,489
10/8	W	34-24	GREEN BAY	64,806
10/15	W	23-9	@ San Diego	62,664
10/22			- Bye -	
10/29	W	28-13	@ Atlanta	70,089
11/6	W	34-12	PHILADELPHIA	64,876
11/12	L	20-38	SAN FRANCISCO	65,180
11/19	W	34-21	@ Oakland	54,092
11/23	W	24-12	KANSAS CITY	64,901
12/3	L	17-24	WASHINGTON	64,866
12/10	L	17-20	@ Philadelphia	66,198
12/17	W	21-20	N.Y. GIANTS	64,400
12/25	W	37-13	@ Arizona	72,394

## DIVISIONAL PLAYOFF

1/7/96	W	30-11	PHILADELPHIA	64,372
--------	---	-------	--------------	--------

## NFC CHAMPIONSHIP GAME

1/14/96	W	38-27	GREEN BAY	65,135
---------	---	-------	-----------	--------

## SUPER BOWL XXX

(Phoenix)

1/28/96	W	27-17	Pittsburgh	76,347
---------	---	-------	------------	--------

## TEAM STATISTICS

	DALLAS	OPP
FIRST DOWNS	364	303
Rushing	141	113
Passing	195	165
Penalty	28	25
Third Down-Made/Att.	83/186	97/216
Third Down Efficiency	44.6	44.9
Fourth Down-Made/Att.	8/13	8/19
TOTAL NET YARDS	5,824	5,044
Avg. Per Game	364.0	315.3
Total Plays	1,007	1,001
Avg. Per Play	5.8	5.0
NET YARDS RUSHING	2,201	1,772
Avg. Per Game	137.6	110.8
Total Rushes	495	442
Avg. Per Rush	4.4	4.0
NET YARDS PASSING	3,623	3,272
Avg. Per Game	226.4	204.5
Sacked/Yards Lost	18/118	36/219
Gross Yards	3,741	3,491
Attempts/Completions	494/322	523/293
Pct. of Completions	65.2	56.0
Had Intercepted	10	19
PUNTS/AVERAGE	55/48.8	65/42.7
Net Punting Average	34.7	37.8
PUNT RET./AVG.	23/11.1	22/9.8
KICKOFF RET./AVG.	58/22.0	85/19.5
INT./AVG. RET.	19/13.7	10/15.5
PENALTIES/YARDS	90/695	112/913
FUMBLES/BALL LOST	24/13	16/6
TOUCHDOWNS	51	32
Rushing	29	13
Passing	18	17
Returns	4	2
EXTRA POINT/ATTEMPTS	47/50	30/32
Kicking Made-Attempts	46/48	29/29
Passing Made-Attempts	1/2	1/3
Rushing Made-Attempts	0/0	0/0
FIELD GOALS/ATTEMPTS	27/28	22/27
AVG. TIME OF POSSESSION	31:15	28:45

PASSING	ATT	COMP	YDS	PCT	ATT	AVG
Aikman	361	233	2,676	64.5	7.41	
Peele	56	33	470	58.9	8.39	
Garrett	31	16	315	51.6	10.16	
COWBOYS	448	282	3,461	62.9	7.73	
Opponents	522	269	3,051	51.5	5.84	

RUSHING	ATT	YDS	AVG	LG	TD
E. Smith	377	1,773	4.7	60†	25
S. Williams	48	205	4.3	44†	1
Johnston	25	111	4.4	18	2
K. Williams	10	53	5.3	14	0
Aikman	21	32	1.5	12	1
Wilson	10	12	1.2	11	0
Sanders	2	9	4.5	8	0
Lang	1	7	7.0	7	0
Garrett	1	-1	-1.0	-1	0

COWBOYS	495	2,201	4.4	60†	29
Opponents	442	1,772	4.0	48†	1

RECEIVING	ATT	YDS	AVG	LG	TD
Irvin	111	1,603	14.4	50	10
Novacek	62	705	11.4	33†	5
E. Smith	62	375	6.0	40	0
K. Williams	38	613	16.1	48†	2
Johnston	30	248	8.3	24	1
Bjornson	7	53	7.6	16	0
Fleming	6	83	13.8	16	0
S. Williams	3	28	9.3	24	0
Sanders	2	25	12.5	19	0
Watkins	1	8	8.0	8	0

COWBOYS	322	3,741	11.6	50	18
Opponents	293	3,491	11.9	81†	17

INTERCEPTIONS	NO	YDS	AVG	LG	TD
Brown	6	124	20.7	65†	2
Marion	6	40	6.7	32†	1
Woodson	2	46	23.0	37†	1
Sanders	2	34	17.0	34	0
Myles	1	15	15.0	15	0
Brice	1	2	2.0	2	0
Holmes	1	0	0.0	0	0

COWBOYS	19	261	13.7	65†	4
Opponents	10	155	15.5	48†	1

PUNTING	NO	YDS	AVG	TB	IN	LG	BL	NET
Jett	53	2,166	40.9	6	17	58	0	34.5
Boniol	2	77	38.5	0	2	56	0	38.5
COWBOYS	55	2,243	40.8	6	19	58	0	34.7

COWBOYS	55	2,243	40.8	6	19	58	0	34.7
Opp.	65	2,775	42.7	3	22	60	0	37.8

PUNT RETURNS	NO	FC	YDS	AVG	LG	TD
K. Williams	18	15	166	9.2	30	0
Holmes	4	1	35	8.8	13	0
Sanders	1	1	54	54.0	43	0

COWBOYS	23	17	255	11.1	43	0
Opponents	22	10	216	9.8	21	0

KICKOFF RETURNS	NO	YDS	AVG	LG	TD
K. Williams	49	1,108	22.6	43	0
Holmes	5	134	26.8	46	0
Marion	1	16	16.0	16	0
Sanders	1	15	15.0	15	0
Schwartz	1	9	9.0	9	0
Watkins	1	-6	-6.0	-6	0

COWBOYS	58	1,276	22.0	46	0
Opponents	85	1,661	19.5	59	0

## SCORE BY

QUARTERS	1	2	3	4	OT	T
COWBOYS	102	133	83	111	6	435
Opponents	38	104	78	71	0	291

FIELD GOALS	11-19	20-29	30-39	40-49	50+
Boniol	0-0	11-12	13-13	3-3	0-0
COWBOYS	0-0	11-12	13-13	3-3	0-0
Opponents	1-1	7-7	7-8	7-10	0-1

Boniol: (1), (45), (39, 20M), (25, 30), (32, 34, 23), (24, 35), (30), (1), (42, 37), (26, 37), (26, 38), (20), (37), (21), (27, 32, 23, 45, 35), (39, 23, 24), (42B), (1), (42, 48M), (54M, 31, 19), (38, 46), (42), (1), (21, 40), (36, 37), (26), (31M), (34, 37), (47), (42, 27, 38, 42), (40M, 20, 27), (21, 23)
--

## SCORING

	TDR	TD	TD	2P	FG	PAT	S	TP
E. Smith	25	0	0	0	0/0	0/0	0	150
Boniol	0	0	0	0	27/28	46/48	0	127
Irvin	0	10	0	0	0/0	0/0	0	60
Novacek	0	5	0	1	0/0	0/0	0	32
Johnston	2	1	0	0	0/0	0/0	0	18
Brown	0	0	2a	0	0/0	0/0	0	12
K. Williams	0	2	0	0	0/0	0/0	0	12
Aikman	1	0	0	0	0/0	0/0	0	6
Marion	0	0	1b	0	0/0	0/0	0	6
S. Williams	1	0	0	0	0/0	0/0	0	6
Woodson	0	0	1c	0	0/0	0/0	0	6
COWBOYS	29	18	4	1	27/28	46/48	0	435
Opponents	13	17	2*	1	22/27	29/29	1	291

2-Pt Conversions: Team 1-2, Opponents 1-3

a 20 yd. interception return vs Philadelphia (11/6)

65 yd. interception return @ Philadelphia (12/10)

b 32 yd. interception return @ Arizona (1V25)

c 37 yd. interception return-Washington(10/1)

\* Hanks 38 yd. fumble return vs San Francisco (11/12)

A. Williams 48 yd. int. return @ Arizona (12/25)

+ Aikman sacked in end zone @ San Diego (10/15)

## USUAL STARTERS

WR Kevin Williams	LE Tony Tolbert
LT Mark Tuneel	LT Russell Maryland
LG Nate Newton	RT Leon Lett(10)
C Ray Donaldson(12)	Chad Hennings(6)
Derrek Kennard(4)	RE Charles Haley(11)
RG Larry Allen	Shante Carver(3)
RT Erik Williams	LLB Dixon Edwards
TE Jay Novacek	MLB Robert Jones(12)
WR Michael Irvin	Godfrey Myles(4)
QB Troy Aikman	RLB Darrin Smith(9)
RB Emmitt Smith	Godfrey Myles(7)
FB Darryl Johnston	LCB Deion Sanders(9)
	Clayton Holmes(6)
	RCB Larry Brown
	SS Darren Woodson
	FS Brock Marion



## 1996 ★ DALLAS COWBOYS STATISTICS ★ 1996

RECORD: 10-6  
FIRST PLACE, NFC EAST  
HEAD COACH: BARRY SWITZER

Date	W/L	Score	Opponent	Att.
9/2	L	6-22	@ Chicago	63,076
9/8	W	27-0	N.Y. GIANTS	63,069
9/15	L	24-25	INDIANAPOLIS	63,021
9/22	L	7-10	@ Buffalo	78,098
9/30	W	23-19	@ Philadelphia	67,201
10/6			- Bye -	
10/13	W	17-3	ARIZONA	64,096
10/20	W	32-28	ATLANTA	64,091
10/27	W	29-10	@ Miami	75,283
11/3	L	21-31	PHILADELPHIA	64,952
11/10	W	20-17	@ San Fran. (OT)	68,919
11/18	W	21-6	GREEN BAY	65,032
11/24	L	6-20	@ N.Y. Giants	77,081
11/28	W	21-10	WASHINGTON	64,955
12/8	W	10-6	@ Arizona	70,763
12/15	W	12-6	NEW ENGLAND	65,578
12/22	L	10-37	@ Washington	56,454

1996 NFC WILD CARD GAME  
12/28 W 40-15 MINNESOTA 64,682

1996 DIVISIONAL PLAYOFF  
1/5/97 L 17-26 @ Carolina 72,808

TEAM STATISTICS	DALLAS	OPP
FIRST DOWNS	286	260
Rushing	105	89
Passing	163	144
Penalty	18	27
Third Down-Made/Att.	89/213	73/212
Third Down Efficiency	41.8	34.4
Fourth Down-Made/Att.	4/8	12/20
TOTAL NET YARDS	4,763	4,382
Avg. Per Game	297.7	273.9
Total Plays	981	958
Avg. Per Play	4.9	4.6
NET YARDS RUSHING	1,641	1,576
Avg. Per Game	102.6	98.5
Total Rushes	475	437
Avg. Per Rush	3.5	3.6
NET YARDS PASSING	3,122	2,806
Avg. Per Game	195.1	175.4
Sacked/Yards Lost	19/127	37/219
Gross Yards	3,249	3,025
Attempts/Completions	487/307	484/271
Pct. of Completions	63.0	56.0
Had Intercepted	14	19
PUNTS/AVERAGE	74/42.6	75/46.1
Net Punting Average	36.8	39.5
PUNT RET./AVG.	44/9.0	32/7.8
KICKOFF RET./AVG.	53/25.3	70/20.4
INT./AVG. RET.	19/8.8	14/17.9
PENALTIES/YARDS	103/832	94/717
FUMBLES/BALL LOST	24/15	26/14
TOUCHDOWNS	27	24
Rushing	14	10
Passing	12	10
Returns	1	4
EXTRA POINT/ATTEMPTS	26/27	20/24
Kicking Made-Attempts	24/25	20/20
Passing Made-Attempts	2/2	0/3
Rushing Made-Attempts	0/0	0/1
FIELD GOALS/ATTEMPTS	32/36	28/32
AVG TIME OF POSS.	30:53	29:07

PASSING	ATT	COMP	YDS	PCT	AVG	TD	PCT	INT	PCT	LG	SKS/YDS	RATING
Aikman	465	296	3,126	63.7	6.72	12	2.6	13	2.8	61	18/120	80.1
Wilson	18	8	79	44.4	4.39	0	0.0	1	5.6	20	1/7	34.3
Garrett	3	3	44	100.0	14.67	0	0.0	0	0.0	32	0/0	118.8
Sh. Williams	1	0	0	0.0	0.00	0	0.0	0	0.0	0	0/0	39.6
COWBOYS	487	307	3,249	63.0	6.67	12	2.5	14	2.9	61	19/127	78.6
Opponents	484	271	3,025	56.0	6.25	10	2.1	19	3.9	52	37/219	65.3

RUSHING	ATT	YDS	AVG	LG	TD
E. Smith	327	1,204	3.7	42	12
Sh. Williams	69	269	3.9	27	0
Walker	10	83	8.3	39t	1
Johnston	22	48	2.2	7	0
Aikman	35	42	1.2	10	1
K. Williams	4	11	2.8	9	0
Wilson	4	5	1.3	8	0
Sanders	3	2	0.7	3	0
Jett	1	-23	-23.0	-23	0
COWBOYS	475	1,641	3.5	42	14
Opponents	437	1,576	3.6	37	10

RECEIVING	NO	YDS	AVG	LG	TD
Irvin	64	962	15.0	61	2
Bjornson	48	388	8.1	25	3
E. Smith	47	249	5.3	21	3
Johnston	43	278	6.5	23	1
Sanders	36	475	13.2	41	1
K. Williams	27	323	12.0	31	1
Martin	25	380	15.2	60t	1
Walker	7	89	12.7	24	0
Sh. Williams	5	41	8.2	13	0
Armstrong	2	10	5.0	6	0
St. Williams	1	32	32.0	32	0
Mitchell	1	17	17.0	17	0
Ware	1	5	5.0	5	0
COWBOYS	307	3,249	10.6	61	12
Opponents	271	3,025	11.2	52	10

INTERCEPTIONS	NO	YDS	AVG	LG	TD
K. Smith	5	45	9.0	24	0
Woodson	5	43	8.6	21	0
Teague	4	47	11.8	22	0
Harper	2	30	15.0	15	0
Sanders	2	3	1.5	2	0
Strickland	1	0	0.0	0	0

COWBOYS	NO	YDS	AVG	LG	TD
COWBOYS	19	168	8.8	24	0
Opponents	14	250	17.9	104t	1

PUNTING	NO	YDS	AVG	TB IN 20	LG	BL	NET
Jett	74	3,150	42.6	9	22	60	0 36.8
COWBOYS	74	3,150	42.6	9	22	60	0 36.8
Opp.	75	3,459	46.1	5	23	67	0 39.5

PUNT RETURNS	NO	FC	YDS	AVG	LG	TD
Martin	41	10	373	9.1	22	0
K. Williams	2	0	17	8.5	9	0
Sanders	1	1	4	4.0	4	0

COWBOYS	NO	FC	YDS	AVG	LG	TD
COWBOYS	44	11	394	9.0	22	0
Opponents	32	23	249	7.8	52	0

KICKOFF RETURNS	NO	YDS	AVG	LG	TD
Walker	27	779	28.9	89	0
K. Williams	21	471	22.4	39	0
Marion	3	68	22.7	37	0
C. Williams	2	21	10.5	21	0

COWBOYS	NO	YDS	AVG	LG	TD
COWBOYS	53	1,339	25.3	89	0
Opponents	70	1,431	20.4	50	0

SCORE BY QUARTERS	1	2	3	4	OT	T
COWBOYS	60	85	57	81	3	286
Opponents	52	80	51	67	0	250

FIELD GOALS	11-19	20-29	30-39	40-49	50+
Boniol	1-1	13-13	12-13	5-7	1-2
COWBOYS	1-1	13-13	12-13	5-7	1-2
Opponents	1-1	10-11	8-10	7-8	2-2

Boniol: (28,43M,28),(23,29),(52,40M,57M), (36B),(46,30,21),(23),(49),(33,29,24), (19,37),(26,29),(45,37,42,45,35,39,28), (31,37),(1),(31),(23,36,35,29),(34)  
Opponents: (31,35M,42,34),(1),(23,25,52,43), (32),(46,29B),(49),(23,54,32,28, 37),(26),(30),(28),(32M),(45,46), (40B,21),(33,28),(21,30),(46,29,18)

SCORING	TD	TD	TD	TD	FG	PAT	S	TP
Boniol	0	0	0	0	32/36	24/25	0	120
E. Smith	12	3	0	0	0/0	0/0	0	90
Bjornson	0	3	0	1	0/0	0/0	0	20
Irvin	0	2	0	1	0/0	0/0	0	14
Sanders	0	1	1a	0	0/0	0/0	0	12
Aikman	1	0	0	0	0/0	0/0	0	6
Johnston	0	1	0	0	0/0	0/0	0	6
Martin	0	1	0	0	0/0	0/0	0	6
Walker	1	0	0	0	0/0	0/0	0	6
K. Williams	0	1	0	0	0/0	0/0	0	6
COWBOYS	14	12	1	0	32/36	24/25	0	286
Opponents	10	10	4*	0	28/32	20/20	0	250

2-Pt Conversions: Cowboys 2-2 Opponents 0-4

a 22 yard fumble return vs. Indianapolis (9/15)  
\* Cox fumble recovery in end zone @ Chicago (9/2)

Hall 32 yard interception return @ Philadelphia (9/30)

Vincent 90 yard interception return vs. Philadelphia (11/3)

Wooten 54 fumble return @ N.Y. Giants (11/24)

+ Jett runs out of end zone for safety @ Philadelphia (9/30)

## USUAL STARTERS

WR Kevin Williams(9)	LE Tony Tolbert
Deion Sanders(3)	LT Chad Hennings
LT Mark Tuinei	RT Leon Lett
LG Nate Newton	RE Shante Carver(7)
C Ray Donaldson	Charles Haley(5)
RG Larry Allen	Hurvin McCormack(3)
RT Erik Williams	LLB Broderick Thomas(8)
TE Eric Bjornson(10)	Randall Godfrey(6)
Tijl Armstrong(5)	MLB Fred Strickland
WR Michael Irvin(11)	RLB Darrin Smith
Deion Sanders(5)	LCB Kevin Smith
QB Troy Aikman	RCB Deion Sanders
RB Emmitt Smith	SS Darren Woodson
FB Daryl Johnston	FS Brock Marion(10)
	George Teague(6)



**RECORD: 6-10**  
**FOURTH PLACE, NFC EAST**  
**HEAD COACH: BARRY SWITZER**

Date	W/L	Score	Opponent	Att.
8/31	W	27-25	@ Pittsburgh	60,396
9/7	L	32-27	@ Arizona (OT)	71,578
9/15	W	21-20	PHILADELPHIA	63,942
9/21			- Bye -	
9/28	W	27-3	CHICAGO	64,082
10/5	L	17-20	@ N.Y. Giants	77,137
10/13	L	16-21	@ Washington	76,159
10/19	W	26-22	JACKSONVILLE	64,464
10/26	L	12-13	@ Philadelphia	67,106
11/2	L	10-17	@ San Francisco	68,657
11/9	W	24-6	ARIZONA	64,302
11/16	W	17-14	WASHINGTON	64,559
11/23	L	17-45	@ Green Bay	60,111
11/27	L	14-27	TENNESSEE	63,421
12/8	L	13-23	CAROLINA	63,251
12/14	L	24-31	@ Cincinnati	60,043
12/21	L	7-20	N.Y. GIANTS	63,744

TEAM STATISTICS	DALLAS	OPP
FIRST DOWNS	279	281
Rushing	82	104
Passing	170	139
Penalty	27	38
Third Down-Made/Att	83/229	89/233
Third Down Efficiency	36.2	38.2
Fourth Down-Made/Att	6/13	5/11
TOTAL NET YARDS	4,778	4,516
Avg. Per Game	298.6	282.3
Total Plays	1,015	1,022
Avg. Per Play	4.7	4.4
NET YARDS RUSHING	1,637	1,994
Avg. Per Game	102.3	124.6
Total Rushes	423	511
Avg. Per Rush	3.9	3.9
NET YARDS PASSING	3,141	2,522
Avg. Per Game	196.3	157.6
Sacked/Yards Lost	39/313	38/195
Gross Yards	3,454	2,717
Attempts/Completions	553/314	473/253
Pct. of Completions	56.8	53.5
Had Intercepted	12	7
PUNTS/AVERAGE	86/41.8	95/43.6
Net Punting Average	35.4	36.1
PUNT RET./AVG	46/11.1	40/9.1
KICK RET./AVG	63/24.1	65/18.0
INT./AVG. RET.	7/18.6	12/17.6
PENALTIES/YARDS	116/1,058	99/757
FUMBLES/BALL LOST	23/11	27/12
TOUCHDOWNS	29	36
Rushing	6	12
Passing	19	20
Returns	4	4
EXTRA POINT/ATTEMPTS	26/29	36/36
Kicking Made-Attempts	24/24	34/34
Passing Made-Attempts	2/5	2/2
Rushing Made-Attempts	0/0	0/0
FIELD GOALS/ATTEMPTS	34/38	20/27
AVG TIME OF POSS	29:53	30:27

RUSHING	ATT	YDS	AVG	LG	TD
E. Smith	261	1,074	4.1	44	4
Sh. Williams	121	468	3.9	18	2
Aikman	25	79	3.2	13	0
Walker	6	20	3.3	11	0
Miller	1	6	6.0	6	0
Johnston	2	3	1.5	3	0
Wilson	6	-2	-0.3	3	0
Sanders	1	-11	-11.0	-11	0
<b>COWBOYS</b>	<b>423</b>	<b>1,637</b>	<b>3.9</b>	<b>44</b>	<b>6</b>
Opponents	511	1,994	3.9	31	12

RECEIVING	ATT	YDS	AVG	LG	TD
Irvin	75	1,180	15.7	55	9
Bjornson	47	442	9.4	32	0
Miller	46	645	14.0	54	4
E. Smith	40	234	5.9	24	0
St. Williams	30	308	10.3	20	1
Sh. Williams	21	159	7.6	18	0
Johnston	18	166	9.2	21	1
LaFleur	18	122	6.8	17	2
Walker	14	149	10.6	64 <sup>1</sup>	2
B. Davis	3	33	11.0	12	0
Galbraith	2	16	8.0	11	0

COWBOYS	314	3,454	11.0	64t	19
Opponents	253	2,717	10.7	61	20

INTERCEPTIONS	NO	YDS	AVG	LG	TD
Sanders	2	81	40.5	50t	1
Stoutmire	2	8	4.0	8	0
K. Smith	1	21	21.0	21	0
Woodson	1	14	14.0	14	0
Coakley	1	6	6.0	6	0

COWBOYS	7	130	18.6	50t	1
Opponents	12	211	17.6	61t	1

PUNTING	NO	YDS	AVG	TBIN20	LG	BL	NET
Gowin	86	3,592	41.8	9	26	72	0 35.4
COWBOYS	86	3,592	41.8	9	26	72	0 35.4
Opp.	95	4,142	43.6	10	27	66	0 36.0

PUNT RETURNS	NO	FC	YDS	AVG	LG	TD
Sanders	33	12	407	12.3	83t	1
Mathis	11	2	91	8.3	45	0
St. Williams	2	0	14	7.0	14	0
Pittman	1	0	0	0.0	0	0
<b>COWBOYS</b>	<b>47</b>	<b>14</b>	<b>512</b>	<b>10.9</b>	<b>83t</b>	<b>1</b>
<b>Opponents</b>	<b>40</b>	<b>19</b>	<b>365</b>	<b>9.1</b>	<b>37</b>	<b>0</b>

KICKOFF RETURNS	NO	YDS	AVG	LG	TD
Walker	50	1,167	23.3	49	0
Marion	10	311	31.1	49	0
Galbraith	2	24	12.0	11	0
Sanders	1	18	18.0	18	0
COWBOYS	63	1,520	24.1	49	0
Opponents	65	1,172	18.0	34	0

SCORE BY QUARTERS	1	2	3	4	OT	T
COWBOYS	41	95	86	82	0	304
Opponents	64	71	86	90	3	314

FIELD GOALS	11-19	20-29	30-39	40-49	50+
Cunningham	1-1	16-16	9-9	7-10	1-1
Gowin	0-0	0-0	0-0	0-0	0-1

COWBOYS	1-1	16-16	9-9	7-10	1-2
Opponents	2-2	8-8	4-6	6-9	0-2

Cunningham: (52,24,28),(24,47,37,34,28,40B),  
(46,48,25,23,22),(33,23),(38,40M),  
(31,27),(19),(37,21),(26,24,35,43),  
(21),(23),(34,40,42),(29),( ),(43,  
32),(23),(44M)

Gowin: (1,1),(1,0),(0,0),(63M),(1,0),(0,0),(0,0),(0,0),(0,0)  
Opponents: (1,20),(49,45M,44),(21),(27,22),(1,0),(52M,47M,29,37),(28),(46M,42,39,51M),(1),(34M,32),(29,19),(34,40,18),(42),(28,42,38M)

SCORING	TR	TP	TR1	2P1	FG	PAT	S	TP
Irvin	0	9	0	0	0/0	0/0	0	54
E. Smith	4	0	0	1	0/0	0/0	0	26
Miller	0	4	0	0	0/0	0/0	0	24
LaFleur	0	2	0	0	0/0	0/0	0	12
Sanders	0	0	2a	0	0/0	0/0	0	12
Walker	0	2	0	0	0/0	0/0	0	12
S. Williams	2	0	0	0	0/0	0/0	0	12
Coakley	0	0	1b	0	0/0	0/0	0	6
Hennings	0	0	1c	0	0/0	0/0	0	6
Johnston	0	1	0	0	0/0	0/0	0	6
S. Williams	0	1	0	0	0/0	0/0	0	6
Bjornson	0	0	1	0	0/0	0/0	0	2
Gowin	0	0	0	0	0/1	0/0	0	0

COWBOYS	6	19	4	2	34/38	24/24	0	304
Opponents	12	20	4*	2	20/27	34/34	0	314

2-Pt Conversions: Cowboys 2-5; Opponents 2-2

a 83 yard punt return vs. Chicago (9/28)  
50 yard interception return @ Green Bay  
(11/23)

b 16 yard fumble return @ Washington (10/13)  
c 4 yard fumble return @ Arizona (9/7)

\* Thomas 37 yard fumble return vs. Pittsburgh (2007)

Philadelphia (9/15)  
Wooten 61 interception return @ N.Y. Giants  
(10/5)

Sharper 34 yard fumble return @ Green Bay  
(11/23)

Robertson 42 yard fumble return vs. Tennessee (11/27)

### USUAL STARTERS

WR Anthony Miller	LE Tony Tolbert
LT George Hegamin(7)	LT Tony Casillas
Mark Tuinei(6)	RT Chad Hennings(8)
Larry Allen(3)	Antonio Anderson(5)
LG Nate Newton	Leon Lett(3)
C Clay Shriver	RE Shante Carver
RG Larry Allen(13)	LB Randall Godfrey
John Rannery(3)	MLB Fred Strickland
RT Erik Williams	LB Dexter Cockland
TE Eric Bjornson	LCB Kevin Smith
WR Michael Irvin	RCB Deon Sanders(13)
QB Troy Aikman	Kevin Mathis(3)
RB Emmitt Smith	SS Darren Woodson
FB Daryl Johnston(6)	FS Brock Marion
Herschel Walker(6)	
David I. Jefferson	

PASSING	ATT	COMP	YDS	PCT	AVG ATT	TD	PCT TD	INT	PCT INT	LG	SKS/YDS	RATING
Aikman	518	292	3,283	56.4	6.34	19	3.7	12	2.3	64t	33/269	78.0
Wilson	21	12	115	57.1	5.47	0	0.0	0	0.0	32	4/26	72.5
Garrett	14	10	56	71.4	4.00	0	0.0	0	0.0	12	2/18	78.3
COWBOYS	553	314	3,454	56.8	6.25	19	3.4	12	2.2	64t	39/313	77.8
Opponents	473	253	2,717	53.5	5.74	20	4.2	7	1.5	61	38/195	78.5

# 1998 ★ DALLAS COWBOYS STATISTICS ★ 1998

RECORD: 10-6  
FIRST PLACE, NFC EAST  
HEAD COACH: CHAN GAILEY

Date	W/L	Score	Opponent	Att.
9/6	W	38-10	ARIZONA	63,602
9/13	L	23-42	@ Denver	75,013
9/21	W	31-7	@ N.Y. Giants	78,039
9/27	L	12-13	OAKLAND	63,544
10/4	W	31-10	@ Washington	72,284
10/11	W	27-20	CAROLINA	64,181
10/18	L	12-13	@ Chicago	59,201
10/25			- Bye -	
11/2	W	34-0	@ Philadelphia	67,002
11/8	W	16-6	N.Y. GIANTS	64,316
11/15	W	35-28	@ Arizona	69,923
11/22	W	30-22	SEATTLE	64,142
11/26	L	36-46	MINNESOTA	64,366
12/6	L	3-22	@ New Orleans	65,065
12/13	L	17-20	@ Kansas City	77,697
12/20	W	13-9	PHILADELPHIA	62,722
12/27	W	23-7	WASHINGTON	63,565

1998 NFC WILD CARD GAME  
12/29 L 7-20 ARIZONA 62,969

TEAM STATISTICS	DALLAS	OPP
FIRST DOWNS	308	276
Rushing	125	84
Passing	154	162
Penalty	29	30
Third Down-Made/Att.	76/206	71/210
Third Down Efficiency	36.9	33.8
Fourth Down-Made/Att.	8/12	5/20
TOTAL NET YARDS	5,450	5,164
Avg. Per Game	340.6	322.8
Total Plays	992	988
Avg. Per Play	5.5	5.2
NET YARDS RUSHING	2,014	1,619
Avg. Per Game	125.9	101.2
Total Rushes	499	401
Avg. Per Rush	4.0	4.0
NET YARDS PASSING	3,436	3,545
Avg. Per Game	214.8	221.6
Sacked/Yards Lost	19/110	34/222
Gross Yards	3,546	3,767
Attempts/Completions	474/279	553/290
Pct. of Completions	58.9	52.4
Had Intercepted	8	14
PUNTS/AVERAGE	78/42.8	85/42.4
Net Punting Average	36.6	35.0
PUNT RET./AVG.	39/12.6	34/6.2
KICKOFF RET./AVG.	51/23.4	69/18.5
INT./AVG. RET.	14/17.9	8/15.1
PENALTIES/YARDS	128/1,108	120/917
FUMBLES/BALL LOST	18/7	23/12
TOUCHDOWNS	42	32
Rushing	21	10
Passing	17	21
Returns	4	1
EXTRA POINT/ATTEMPTS	40/42	31/32
Kicking Made-Attempts	40/40	29/30
Passing Made-Attempts	0/2	1/1
Rushing Made-Attempts	0/0	1/1
FIELD GOALS/ATTEMPTS	29/35	16/19
AVG TIME OF POSS.	31:50	28:10

RUSHING	ATT	YDS	AVG	LG	TD
E. Smith	319	1,332	4.2	32	13
Warren	59	291	4.9	49	4
S. Williams	64	220	3.4	24	1
Aikman	22	69	3.1	23	2
Gowin	1	33	33.0	33	0
Johnston	8	17	2.1	6	0
B. Davis	4	15	3.8	8	0
Garrett	11	14	1.3	5	0
Ogden	1	12	12.0	12	0
Mills	3	9	3.0	5	0
Bjornson	1	7	7.0	7	1
Irvin	1	1	1.0	1	0
Quinn	5	-6	-1.2	-1	0

COWBOYS	499	2,014	4.0	49	21
Opponents	401	1,619	4.0	63	10

RECEIVING	NO	YDS	AVG	LG	TD
Irvin	74	1,057	14.3	51	1
B. Davis	39	691	17.7	80	3
Mills	28	479	17.1	43	4
E. Smith	27	175	6.5	24	2
LaFleur	20	176	8.8	24	2
Jeffers	18	330	18.3	67	2
Johnston	18	60	3.3	9	1
Bjornson	15	218	14.5	43	1
Warren	13	66	5.1	15	1
S. Williams	11	104	9.5	30	0
Ogden	8	63	7.9	12	0
Sanders	7	100	14.3	55	0
Clay	1	27	27.0	27	0

COWBOYS	279	3,546	12.7	80	17
Opponents	290	3,767	13.0	89	21

INTERCEPTIONS	NO	YDS	AVG	LG	TD
Sanders	5	153	30.6	71	1
K. Smith	2	31	15.5	22	0
Mathis	2	0	0.0	0	0
Wheaton	1	41	41.0	41	0
Coakley	1	18	18.0	18	0
Reese	1	6	6.0	6	0
Woodson	1	1	1.0	1	0
Godfrey	1	0	0.0	0	0

COWBOYS	14	250	17.9	71	1
Opponents	8	121	15.1	30	1

PUNTING	NO	YDS	AVG	TB	IN20	LG	BL	NET
Gowin	77	3,342	43.4	14	31	65	1	136.6
COWBOYS	78	3,342	42.8	14	31	65	1	136.6
Opp.	85	3,604	42.4	7	22	65	0	135.0

## USUAL STARTERS

WR Billy Davis	LE Kavika Pittman
LT Larry Allen	LT Leon Lett
LG Nate Newton	RT Chad Hennings
C Clay Shiver(9)	RE Greg Ellis
Michael Kiseal(7)	LLB Randall Godfrey
RG Flozell Adams(10)	MLB Fred Strickland
Everett Molver(6)	RLB Dexter Coakley
RT Erik Williams	LCB Kevin Smith(12)
TE David LaFleur	Kevin Mathis(4)
WR Michael Irvin	RCB Deion Sanders(11)
QB Troy Aikman(11)	Charlie Williams(3)
Jason Garrett(5)	SS Darren Woodson
RB Emmitt Smith	FS Omar Stoutmire(12)
FB Darryl Johnston	George Teague(4)

PUNT RETURNS	NO	FC	YDS	AVG	LG	TD
Sanders	24	8	375	15.6	69	2
Hughes	10	3	93	9.3	35	0
Warren	2	1	11	5.5	6	0
Mathis	2	1	3	1.5	5	0
K. Smith	1	0	11	11.0	11	0

COWBOYS	39	13	493	12.6	69	2
Opponents	34	13	210	6.2	18	0

KICKOFF RETURNS	NO	YDS	AVG	LG	TD
Mathis	25	621	24.8	42	0
Hughes	11	274	24.9	36	0
Warren	5	90	18.0	23	0
S. Williams	4	103	25.8	40	0
Ogden	3	65	21.7	28	0
Sanders	1	16	16.0	16	0
LaFleur	1	12	12.0	12	0
B. Davis	1	10	10.0	10	0

COWBOYS	51	1,191	23.4	42	0
Opponents	69	1,274	18.5	44	0

SCORE BY QUARTERS	1	2	3	4	OT	T
COWBOYS	72	124	80	105	-	381
Opponents	77	82	66	50	-	275

FIELD GOALS	11-19	20-29	30-39	40-49	50+
Cunningham	1-1	9-9	8-11	10-11	1-3
COWBOYS	1-1	9-9	8-11	10-11	1-3
Opponents	0-0	6-6	5-5	3-6	2-2

Cunningham: (25), (30,54,40), (40,38M), (40,37M), (42), (27,55M,38), (23,23), (33,25), (37,38M,40), (19), (47,44,28), (30,46,47), (33), (32), (51M,42,41), (49M, 34,23,26)  
Opponents: (22), (1), (30,48M,38), (31), (1), (22,29), (1), (32,23), (40B), (1), (45), (53,53), (24,43), (21,48M,41,39), (1)

SCORING	TDR	TDP	TDR	2PT	FG	PAT	S	TP
Cunningham	0	0	0	0	29/35	40/40	0	127
E. Smith	13	2	0	0	0/0	0/0	0	90
Warren	4	1	0	0	0/0	0/0	0	30
Mills	0	4	0	0	0/0	0/0	0	24
B. Davis	0	3	0	0	0/0	0/0	0	18
Sanders	0	0	3a	0	0/0	0/0	0	18
Aikman	2	0	0	0	0/0	0/0	0	12
Bjornson	1	1	0	0	0/0	0/0	0	12
Jeffers	0	2	0	0	0/0	0/0	0	12
LaFleur	0	2	0	0	0/0	0/0	0	12
Wheaton	0	0	1b	0	0/0	0/0	1+	8
Irvin	0	1	0	0	0/0	0/0	0	6
Johnston	0	1	0	0	0/0	0/0	0	6
S. Williams	1	0	0	0	0/0	0/0	0	6

COWBOYS	21	17	4	0	39/35	40/40	1	381
Opponents	10	21	1*	2	16/19	29/30	1	275

2-Pt Conversions: Cowboys 0-2; Opponents 2-2

a 59 yard punt return @ N.Y. Giants (9/21)  
71 yard interception return @ N.Y. Giants (9/21)

b 69 yard punt return @ Philadelphia (11/2)  
b 15 yard fumble return vs. Arizona (9/6)  
+ tackled Araguz in end zone vs. Oakland (9/27)

\* Adams 25 yard interception return vs. Seattle (11/22)

# Aikman intentional grounding in end zone @ New Orleans. (12/6)

PASSING	ATT	COMP	YDS	PCT	AVG	ATT	TD	PCT	INT	LG	SKS/YDS	RATING
Aikman	151	187	2,330	59.4	7.40	12	3.8	5	1.6	67	9/58	88.5
Garrett	318	91	1,206	57.6	7.63	5	3.2	3	1.9	80	10/52	84.5
Quinn	1	1	10	100.0	10.00	0	0.0	0	0.0	10	0/0	108.3
COWBOYS	474	279	3,546	58.9	7.48	17	3.6	8	1.7	80	19/110	87.2
Opponents	553	290	3,767	52.4	6.81	21	3.8	14	2.5	89	34/222	76.3



**RECORD: 8-8**  
**SECOND PLACE, NFC EAST**  
**HEAD COACH: CHAN GAILEY**

Date	W/L	Score	Opponent	Alt.
9/12	W	41-35	@ Wash. (OT)	79,237
9/20	W	24-7	ATLANTA	63,663
9/26			- Bye -	
10/3	W	35-7	ARIZONA	64,169
10/10	L	10-13	@ Philadelphia	66,669
10/18	L	10-13	@ N.Y. Giants	78,204
10/24	W	38-20	WASHINGTON	64,377
10/31	L	24-34	@ Indianapolis	56,860
11/8	L	17-27	@ Minnesota	64,111
11/14	W	27-13	GREEN BAY	64,634
11/21	L	9-13	@ Arizona	72,015
11/25	W	20-0	MIAMI	64,328
12/5	L	6-13	@ New England	58,444
12/12	W	20-10	PHILADELPHIA	64,086
12/19	L	21-32	N.Y. JETS	64,271
12/24	W	24-21	@ New Orleans	47,835
1/2/00	W	26-18	N.Y. GIANTS	63,767
<b>1999 NFC Wild Card Game</b>				
1/9/00	L	10-27	@ Minnesota	64,056

## DALLAS      OPE

FIRST DOWNS	295	266
Rushing	129	81
Passing	139	154
Penalty	27	31
Third Down-Made/Att	77/129	71/121
Third Down Efficiency	35.2	32.1
Fourth Down-Made/Att	6/17	4
TOTAL NET YARDS	5,178	4,840
Avg. Per Game	323.6	302.5
Total Plays	1,024	997
Avg. Per Play	5.1	4.9
NET YARDS RUSHING	2,051	1,442
Avg. Per Game	128.2	90.1
Total Rushes	493	417
Avg. Per Rush	4.2	3.5
NET YARDS PASSING	3,127	3,398
Avg. Per Game	195.4	212.4
Sacked/Yards Lost	24/151	35/217
Gross Yards	3,278	3,615
Attempts/Completions	507/295	545/297
Pct. of Completions	58.2	54.5
Had Intercepted	13	24
PUNTS/AVERAGE	81/43.2	93/41.2
Net Punting Average	35.1	34.2
PUNT RET./AVG.	41/10.7	43/10.7
KICKOFF RET./AVG.	58/23.7	62/20.3
INT./AVG. RET.	24/18.4	13/7.7
PENALTIES/YARDS	136/1,196	107/862
FUMBLES/BALL LOST	22/10	23/9
TOUCHDOWNS	42	28
Rushing	16	6
Passing	20	19
Returns	6	3
EXTRA POINT/ATTEMPTS	41/41	27/28
Kicking Made-Attempts	41/41	24/24
Passing Made-Attempts	0/0	1/1
Rushing Made-Attempts	0/0	2/3
FIELD GOALS/ATTEMPTS	19/31	26/33
AVG TIME OF POSS	31.51	28.09

RUSHING	ATT	YDS	AVG	LG	TD
E. Smith	329	1,397	4.2	63	11
Warren	99	403	4.1	25	2
Ismail	13	110	8.5	27	1
Chancey	14	57	4.1	11	0
Thomas	8	35	4.4	10	0
Bjornson	1	20	20.0	20	1
Garrett	6	12	2.0	9	0
Aikman	21	10	0.5	7	1
Tucker	1	8	8.0	8	0
Mills	1	-1	-1.0	-1	0
<b>COWBOYS</b>	<b>493</b>	<b>2,051</b>	<b>4.2</b>	<b>63</b>	<b>16</b>
Opponents	<b>417</b>	<b>1,442</b>	<b>3.5</b>	<b>37</b>	<b>16</b>

RECEIVING	ATT	YDS	AVG	LG	TD
Ismail	80	1,097	13.7	761	6
AlaFleur	35	322	9.2	25	7
Warren	34	224	6.6	24	0
Mills	30	325	10.8	36	0
E. Smith	27	119	4.4	14	2
Tucker	23	439	19.1	90t	2
Ogden	12	144	12.0	25	0
Irvine	10	167	16.7	371	3
Bjornson	10	131	13.1	32	0
Thomas	10	64	6.4	13	0
McGarity	7	70	10.0	18	0
Brazzell	5	114	22.8	53	0
Lucky	5	25	5.0	8	0
Sanders	4	24	6.0	9	0
Lester	2	9	4.5	6	0
Johnston	1	4	4.0	4	0

INTERCEPTIONS	NO	YDS	AVG	LG	TD
Coakley	4	119	29.8	461	2
Teague	3	127	42.3	95t	1
Reese	3	28	9.3	24	0
Sanders	3	2	0.7	2	0
Hawthorne	3	-2	-0.7	0	0
Hammbrick	2	44	22.0	25	0
Woodson	2	5	2.5	5	0
Ellis	1	87	87.0	87t	1
K. Smith	1	16	16.0	16	0
Godfrey	1	10	10.0	10	0
Nguyen	1	6	6.0	6	0
COWBOYS	24	442	18.4	95t	4
Opponents	13	100	7.7	30	0

### USUAL STARTERS

WR	Raghib Ismail	LE	Kavita Pittman
LT	Lizzy Adams	LT	Alonzo Spellman
LG	Florence Allen(11)	RT	Chad Hennings
	Solomon Page(5)		Reg Ellis
C	Mark Stepanoski	RE	Darren Hambrick
RG	Everett Molver	MLB	Randal Godfrey
RT	Erik Williams	REB	Derek Coakley
TE	David LaFleur	LCB	Kevin Smith(8)
WR	Ernie Mills(4)		Kevin Mathis(4)
	Michael Irvin(4)		Charles Williams(4)
	Jason Tucker(3)	CSB	Darren Woodson
QB	Troy Akman	SS	George Teague
RB	Emmitt Smith	FS	
FB	Robert Thomas		

PUNTING	NO	YDS	AVG	TBIN20	LG	BL	NET
Gowin	81	3,500	43.2	10	24	64	0 35.1
COWBOYS	81	3,500	43.2	10	24	64	0 35.1
Opp.	93	3,836	41.2	11	17	59	1 34.2

PUNT RETURNS	NO	FC	YDS	AVG	LG	TD
Sanders	30	1	344	11.5	76	1
Tucker	4	2	52	13.0	41	0
Ogden	4	2	28	7.0	10	0
McGarity	3	4	16	5.3	9	0
<b>COWBOYS</b>	<b>41</b>	<b>9</b>	<b>440</b>	<b>10.7</b>	<b>76</b>	<b>1</b>
<b>Opponents</b>	<b>43</b>	<b>14</b>	<b>459</b>	<b>10.7</b>	<b>85</b>	<b>1</b>

KICKOFF RETURNS	NO	YDS	AVG	LG	TD
Tucker	22	613	27.9	79	0
Mathis	18	408	22.7	37	0
Ogden	12	252	21.0	29	0
Sanders	4	87	21.8	31	0
Noble	1	9	9.0	9	0
Coakley	1	3	3.0	3	0
<b>COWBOYS</b>	<b>58</b>	<b>1,372</b>	<b>23.7</b>	<b>79</b>	<b>0</b>
<b>Opponents</b>	<b>62</b>	<b>1,259</b>	<b>20.3</b>	<b>32</b>	<b>0</b>

SCORE BY QUARTERS	1	2	3	4	OT	T
COWBOYS	87	92	80	87	6	352
Opponents	28	56	76	116	0	276

FIELD GOALS	11-19	20-29	30-39	40-49	50+
Cunningham	0-0	4-6	5-6	3-9	0-1
Murray	0-0	3-3	3-4	1-2	0-0
COWBOYS	0-0	7-9	8-10	4-11	0-1
Opponents	0-0	8-8	11-11	7-13	0-1

Cunningham: (1, (23,47M), (24M), (42,50M),  
(48M,38,41M), (32), (24), (42M,  
37M,39), (22M,44,47), (48M),  
(36,23), (20,43M,34), (1), (1), (1)  
Murray: (1), (1), (1), (1), (1), (1), (1), (1), (49M,30,  
34,33M), (1), (33), (20,21,27,40)  
Opponents: (25,42), (49M), (1), (48,31), (27,21),  
(36,24), (43,30,32,37), (49M,31,40),  
(38,44B,31), (24,38), (52M,47B,  
47M), (41,23), (44), (47,33,49M,37),  
(32), (29)

SCORING	TDR	TDP	TDR	2PM	FG	PAT	S	TP
E. Smith	11	2	0	0	0/0	0/0	0	78
Cunningham	0	0	0	0	12/22	31/31	0	68
Ismail	1	6	0	0	0/0	0/0	0	42
LaFleur	0	7	0	0	0/0	0/0	0	42
Murray	0	0	0	0	7/9	10/10	0	31
Irvin	0	3	0	0	0/0	0/0	0	18
Ellis	0	0	2a	0	0/0	0/0	0	12
Teague	0	0	2b	0	0/0	0/0	0	12
Tucker	0	2	0	0	0/0	0/0	0	12
Warren	2	0	0	0	0/0	0/0	0	12
Aikman	1	0	0	0	0/0	0/0	0	6
Bjornson	1	0	0	0	0/0	0/0	0	6
Coakley	0	0	1c	0	0/0	0/0	0	6
Sanders	0	0	1d	0	0/0	0/0	0	6
Hambriek	0	0	0	0	0/0	0/0	1+	2
COWBOYS	16	20	6	0	19/31	41/41	1	352
Opponents	6	19	3	*	26/33	24/24	0	276

2-Pt Conversions: Cowboys 0-0; Opponents 3-4

a 87 yard interception return vs. Atlanta (9/20)  
88 yard fumble return vs. Arizona (10/3)

b 32 yard interception return vs. Arizona (10/3)  
95 yard interception return vs. Green Bay  
(11/14)

c 46 yard interception return vs. Miami (11/25)  
d 70 yard punt return vs. Washington (10/24)  
+ Forced punter out of end zone @ Arizona  
(11/21)

+ Barber 85-yard punt return @ N.Y. Giants  
(10/18)

Wilkins fumble recovery in end zone @  
Indianapolis (10/31)

Weary 58 yard fumble return @ N.O. (12/24)

PASSING	ATT	COMP	YDS	PCT	AVG ATT	TD	PCT TD	INT	PCT INT	LG	SKS/YDS	RATING
Aikman	442	263	2,964	59.5	6.71	17	3.8	12	2.7	90t	19/130	81.1
Garrett	64	32	314	50.0	4.90	3	4.7	1	1.6	37t	5/21	73.3
Sanders	1	0	0	0	0.00	0	0.0	0	0.0	0	0/0	39.6
COWBOYS	507	295	3,278	58.2	6.47	20	3.9	13	2.6	90t	24/151	80.0
Opponents	545	297	3,615	54.5	6.63	19	3.5	24	4.4	71	35/217	88.4



## 2000 ★ DALLAS COWBOYS STATISTICS ★ 2000

RECORD: 5-11  
FOURTH PLACE, NFC EAST  
HEAD COACH: DAVE CAMPO

Date	W/L	Score	Opponent	Att.
9/3	L	14-41	PHILADELPHIA	62,872
9/10	L	31-32	@ Arizona	66,009
9/18	W	27-21	@ Washington	84,431
9/24	L	24-41	SAN FRANCISCO	64,127
10/1	W	16-13	@ Carolina (OT)	73,310
10/8			- Bye -	
10/15	L	14-19	@ N.Y. Giants	78,189
10/22	W	48-7	ARIZONA	62,981
10/29	L	17-23	JACKS'VL (OT)	63,554
11/5	L	13-16	@ Philadelphia (OT)	65,636
11/12	W	23-6	CINCINNATI	62,170
11/19	L	0-27	@ Baltimore	69,416
11/23	L	15-27	MINNESOTA	63,878
12/3	L	7-27	@ Tampa Bay	65,621
12/10	W	32-13	WASHINGTON	63,467
12/17	L	13-17	N.Y. GIANTS	61,311
12/25	L	0-31	@ Tennessee	68,498

TEAM STATISTICS	DALLAS	OPP
FIRST DOWNS	276	309
Rushing	116	137
Passing	128	145
Penalty	32	27
Third Down-Made/Att	70/195	84/208
Third Down Efficiency	35.9	40.4
Fourth Down-Made/Att	10/18	8/18
TOTAL NET YARDS	4,475	5,329
Avg. Per Game	279.7	333.1
Total Plays	943	1,021
Avg. Per Play	4.7	5.2
NET YARDS RUSHING	1,953	2,636
Avg. Per Game	122.1	164.8
Total Rushes	463	538
Avg. Per Rush	4.2	4.9
NET YARDS PASSING	2,522	2,693
Avg. Per Game	157.6	168.3
Sacked/Yards Lost	35/249	26/189
Gross Yards	2,771	2,882
Att./Completions	445/255	458/277
Completion Pct.	57.3	60.5
Had Intercepted	21	16
PUNTS/AVERAGE	68/41.9	70/40.5
Net Punting Avg.	35.4	33.3
PENALTIES/YARDS	108/963	108/999
FUMBLES/BALL LOST	31/18	23/9
TOUCHDOWNS	31	41
Rushing	15	17
Passing	14	20
Returns	2	4
EXTRA POINT/ATTEMPTS	29/31	37/40
Kicking Made-Attempts	27/27	37/37
Passing Made-Attempts	2/3	0/1
Rushing Made-Attempts	0/1	0/2
FIELD GOALS/ATTEMPTS	25/33	26/31
AVG TIME OF POSS.	28:40	31:20

RUSHING	ATT	YDS	AVG	LG	TD
E. Smith	294	1,203	4.1	52	9
Warren	59	254	4.3	32	2
Cunningham	23	89	3.9	19	1
Wiley	24	88	3.7	11	0
Ismael	8	73	9.1	37	0
Thomas	15	51	3.4	9	0
McGarity	6	49	8.2	22	1
Tucker	4	42	10.5	17	1
Wright	12	36	3.0	19	0
T. Hambrick	6	28	4.7	13	0
Coakley	1	26	26.0	26	0
Aikman	10	13	1.3	5	0
Seder	1	1	1.0	11	1
COWBOYS	463	1,953	4.2	52	15
Opponents	538	2,636	4.9	70	17

RECEIVING	ATT	YDS	AVG	LG	TD
McKnight	52	926	17.8	48	2
Harris	39	306	7.8	21	5
Warren	31	302	9.7	76	1
Ismael	25	350	14.0	44	1
McGarity	25	250	10.0	25	0
Thomas	23	117	5.1	14	2
Wiley	14	72	5.1	15	1
Tucker	13	126	9.7	18	0
LaFleur	12	109	9.1	19	1
E. Smith	11	79	7.2	19	0
Galloway	4	62	15.5	22	1
Hodge	4	60	15.0	20	0
Brzezell	2	12	6.0	10	0
COWBOYS	255	2,771	10.9	76	14
Opponents	277	2,882	10.4	68	19

INTERCEPTIONS	NO	YDS	AVG	LG	TD
Sparks	5	59	11.8	43	0
Reese	2	60	30.0	46	0
Nguyen	2	31	15.5	24	0
Woodson	2	12	6.0	12	0
McNeil	2	4	2.0	4	0
Wortham	2	1	0.5	1	0
C. Williams	1	0	0.0	0	0
COWBOYS	16	167	10.4	46	0
Opponents	21	179	8.5	42	3

PUNTING	NO	YDS	AVG	TIN20	LG	BL	NET
Knorr	58	2,485	42.8	8	12	60	0 35.8
Cantrell	10	367	36.7	0	3	40	0 33.3
COWBOYS	68	2,852	41.9	8	15	60	0 35.4
Opp.	70	2,838	40.5	7	22	63	0 33.3

PUNT RETURNS	NO	FC	YDS	AVG	LG	TD
McGarity	30	9	353	11.8	64	2
Tucker	4	5	9	2.3	8	0
Galloway	1	0	2	2.0	2	0
COWBOYS	35	14	364	10.4	64	2
Opponents	29	18	282	9.7	54	0

KICKOFF RETURNS	NO	YDS	AVG	LG	TD
Tucker	51	1,099	21.5	90	0
Wiley	13	303	23.3	38	0
LaFleur	2	21	10.5	13	0
Santiago	1	13	13.0	13	0
Goodrich	1	12	12.0	12	0
Noble	1	8	8.0	8	0
Larrimore	0	0	0.0	0	0
COWBOYS	69	1,456	21.1	90	0
Opponents	56	1,205	21.5	42	0

PASSING	ATT	COMP	YDS	PCT	AVG	ATT	TD	PCT	PCT	LG	SKS	YDS	RATING
Aikman	262	156	1,632	59.5	6.23	7	2.7	14	5.3	48	13/91	64.3	
Cunningham	125	74	849	59.2	6.79	6	4.8	4	3.2	761	8/45	82.4	
Wright	53	22	237	41.5	4.47	0	0.0	3	5.7	46	12/92	31.7	
Stoerner	5	3	53	60.0	10.60	1	20.0	0	0.0	29	2/21	135.8	
COWBOYS	445	255	2,771	57.3	6.23	14	3.1	21	4.7	761	35/249	66.6	
Opponents	458	277	2,882	60.5	6.29	20	4.4	16	3.5	681	26/189	78.7	

SCORE BY QUARTERS	1	2	3	4	OT	T
COWBOYS	51	92	73	75	3	294
Opponents	61	101	84	106	9	361

FIELD GOALS	11-19	20-29	30-39	40-49	50+
Seder	2-2	5-6	9-11	9-13	0-1
COWBOYS	2-2	5-6	9-11	9-13	0-1
Opponents	2-2	9-9	9-9	4-9	2-2

Seder: (34,38), (44), (32,38), (40), (27,45M,24), (32,23), (19), (48,27), (39M,44M,43,35, 42,51M), (46M), (37,26M,43,36), (34M), (33,19,47M,20,43), (47,43), (1)

Opponents: (33,37), (19,54,35,51), (38,47), (39,23), (24,20), (42,49B), (40M, 34,34,32), (22,37), (25,47M,19), (49, 29), (28,25), (1), (45B,40M,44), (21)

SCORING	TOR	TD	PR	2PR	FG	PAT	T	TP
Seder	1	0	0	0	25/33	27/27	0	108
E. Smith	9	0	0	0	0/0	0/0	0	54
Harris	0	5	0	1	0/0	0/0	0	32
McGarity	1	0	2a	0	0/0	0/0	0	18
Warren	2	1	0	0	0/0	0/0	0	18
McKnight	0	2	0	0	0/0	0/0	0	12
Thomas	0	2	0	0	0/0	0/0	0	12
Ismael	0	1	0	1	0/0	0/0	0	8
Cunningham	1	0	0	0	0/0	0/0	0	6
Galloway	0	1	0	0	0/0	0/0	0	6
LaFleur	0	1	0	0	0/0	0/0	0	6
Tucker	1	0	0	0	0/0	0/0	0	6
Wiley	0	1	0	0	0/0	0/0	0	6
Reese	0	0	0	0	0/0	0/0	1	2
COWBOYS	15	14	2	2	25/33	27/27	1	294
Opponents	17	20	4*	0	26/31	37/37	0	361

2-Pt Conversions: Cowboys 2-4; Opponents 0-3

a 64-yard punt return @ Arizona (9/10);  
59-yard punt return vs. Arizona (10/22)  
\* Trotter 27-yard interception return vs. Philadelphia (9/3)  
Kelly 9 interception return @ Tampa Bay (12/3)  
Ford 30 fumble return @ Tennessee (12/25)  
Bulluck 8 interception return @ Tennessee (12/25)  
\* Tackled punter in end zone @ Carolina (10/1)

## USUAL STARTERS

WR	Raghib Ismael(9)	LE	Greg Ellis
	Jason Tucker(7)	LT	Chad Hennings(8)
LT	Flozell Adams		Brandon Noble(8)
LG	Larry Allen	RT	Leon Lett(7)
C	Mark Stepnoski(11)		Michael Myers(7)
	Ben Fricke(5)	RE	Alonzo Spellman
RG	Solomon Page	LLB	Darren Hambrick
RT	Erik Williams	MLB	Barron Wortham(11)
TE	David LaFleur(10)		Dat Nguyen(5)
	Jackie Harris(6)	RLB	Dexter Coakley
WR	James McKnight	LCB	Phillippi Sparks(11)
QB	Troy Aikman(11)		Kareem Larrimore(4)
	Randal Cunningham(3)	RCB	Ryan McNeil
RB	Emmitt Smith	SS	Darren Woodson(11)
FB	Robert Thomas		Greg Myers(5)
		FS	George Teague(9)
			Izell Reese(7)



## 2001 ★ DALLAS COWBOYS STATISTICS ★ 2001

RECORD: 5-11  
FIFTH PLACE, NFC EAST  
HEAD COACH: DAVE CAMPO

Date	W/L	Score	Opponent	Att.
9/9	L	6-10	TAMPA BAY	61,521
9/23	L	21-32	SAN DIEGO	63,430
9/30	L	18-40	@ Philadelphia	66,621
10/7	L	20-28	@ Oakland	61,535
10/15	W	9-7	WASHINGTON	63,941
10/21			- Bye -	
10/28	W	17-3	ARIZONA	63,114
11/4	L	24-27	@ N.Y. Giants (OT)	78,673
11/11	L	13-20	@ Atlanta	69,010
11/18	L	3-36	PHILADELPHIA	63,204
11/22	L	24-26	DENVER	64,104
12/2	W	20-14	@ Washington	85,112
12/9	W	20-13	N.Y. GIANTS	61,821
12/16	L	3-29	@ Seattle	63,366
12/23	L	10-17	@ Arizona	48,883
12/30	W	27-21	SAN FRANCISCO	64,366
1/6/02	L	10-15	@ Detroit	77,512

TEAM STATISTICS	DALLAS	OPP
FIRST DOWNS.....	247	272
Rushing.....	114	90
Passing.....	110	160
Penalty.....	23	22
Third Down-Made/Att.....	71/215	76/214
Third Down Efficiency.....	33.0	35.5
Fourth Down-Made/Att.....	4/16	8/15
TOTAL NET YARDS.....	4,402	5,599
Avg. Per Game.....	275.1	287.4
Total Plays.....	952	985
Avg. Per Play.....	4.6	4.7
NET YARDS RUSHING.....	2,184	1,710
Avg. Per Game.....	136.5	106.9
Total Rushes.....	505	472
Avg. Per Rush.....	4.3	3.6
NET YARDS PASSING.....	2,218	2,889
Avg. Per Game.....	138.6	180.6
Sacked/Yards Lost.....	34/190	24/130
Gross Yards.....	2,408	3,019
Att./Completions.....	413/210	489/287
Completion Pct.....	50.8	58.7
Had Intercepted.....	20	9
PUNTS/AVERAGE.....	81/37.6	79/41.7
Net Punting Avg.....	31.1	34.5
PUNT RET./AVG.....	41/12.0	38/13.0
KICKOFF RET./AVG.....	64/23.1	54/21.6
INT./AVG. RET.....	9/21.2	20/17.2
PENALTIES/YARDS.....	92/744	69/634
FUMBLES/BALL LOST.....	25/14	29/16
TOUCHDOWNS.....	26	37
Rushing.....	8	12
Passing.....	14	20
Returns.....	4	5
EXTRA POINT/ATTEMPTS.....	24/26	33/37
Kicking Made-Attempts.....	24/24	33/34
Passing Made-Attempts.....	0/2	0/3
Rushing Made-Attempts.....	0/0	0/0
FIELD GOALS/ATTEMPTS.....	22/23	27/36
AVG TIME OF POSS.....	30:13	29:47

SCORE BY QUARTERS	1	2	3	4	OT	T
COWBOYS	38	81	45	82	0	246
Opponents	60	131	54	90	3	338

PASSING	ATT	COMP	YDS	PCT	AVG	TD	PCT	INT	PCT	LG	SKS/YDS	RATING
Carter	176	90	1,072	51.1	6.09	5	2.8	7	4.0	64	12/56	63.0
Wright	98	48	529	49.0	5.40	5	5.1	5	5.1	80	5/30	61.1
Leaf	88	45	494	51.1	5.61	1	1.1	3	3.4	38	12/82	57.7
Stoerner	49	26	314	53.1	6.41	3	6.1	5	10.2	28	5/22	53.8
Galloway	1	1	-1	100.0	-1.00	0	0.0	0	0.0	-1	0/0	79.2
Knorr	1	0	0	0.0	0.00	0	0.0	0	0.0	0	0/0	39.6
COWBOYS	413	210	2,408	50.8	5.83	14	3.4	20	4.8	80	34/190	59.9
Opponents	489	287	3,019	58.7	6.17	20	4.1	9	1.8	78	24/130	82.7

RUSHING	ATT	YDS	AVG	LG	TD
E. Smith	261	1,021	3.9	44	3
T. Hambrick	113	579	5.1	80	2
Wiley	34	247	7.3	58	0
Carter	45	150	3.3	17	1
Wright	17	57	3.4	12	0
Thomas	6	40	6.7	24	0
Galloway	3	32	10.7	16	0
Ismail	8	31	3.9	11	0
Stoerner	9	27	3.0	13	1
Seder	1	8	8.0	8	1
Chiaverini	1	3	3.0	3	0
Knorr	1	0	0.0	0	0
Taylor	1	0	0.0	0	0
Swinton	1	-4	-4.0	-4	0
Leaf	4	-7	-1.8	0	0
COWBOYS	505	2,184	4.3	80	8
Opponents	472	1,710	3.6	48	12

RECEIVING	ATT	YDS	AVG	LG	TD
Ismail	53	834	15.7	80	2
Galloway	52	699	13.4	47	3
E. Smith	17	116	6.8	22	0
Wiley	16	99	6.2	17	1
Harris	15	141	9.4	28	2
Lucky	13	96	7.4	16	1
Chiaverini	10	107	10.7	21	2
Huggins	8	36	4.5	10	0
Swinton	7	117	16.7	45	1
McGarity	6	45	7.5	11	1
Thomas	5	19	3.8	6	1
Hambrick	4	62	15.5	27	0
Rambo	3	28	9.3	14	0
Witherspoon	1	9	9.0	9	0
COWBOYS	210	2,408	11.5	80	14
Opponents	287	3,019	10.5	78	20

INTERCEPTIONS	NO	YDS	AVG	LG	TD
Woodson	3	11	3.7	6	0
Coakley	2	39	19.5	29	2
Hawthorne	2	28	14.0	22	0
Edwards	1	71	71.0	71	1
Reese	1	42	42.0	42	0
COWBOYS TOT.	9	191	21.2	71	3
Opp. Totals	20	344	17.2	50	4

## USUAL STARTERS

WR	Raghib Ismail	LE	Greg Ellis
LT	Flozell Adams	NT	Brandon Noble
LG	Larry Allen	DT	Mike Myers
C	Mark Stepnoski	RE	Peppi Zellner
RG	Kelvin Garmon	WLB	Dexter Coakley
RT	Solomon Page	MLB	Dat Nguyen
TE	Jackie Harris (12)/ Mike Lucky (4)	SLB	Markus Steele(10)/ Darren Hambrick (5)
WR	Joey Galloway	RCB	Maric Edwards
QB	Quincy Carter(8)/ Ryan Leaf(3)	LCB	Duane Hawthorne (11)/ Izell Reese (3)
	Anthony Wright(3)/ Clint Stoerner(2)	SS	Darren Woodson
FB	Emmitt Smith	FS	George Teague
RB	Troy Hambrick (9)/ Robert Thomas (5)		

PUNTING	NO	YDS	AVG	TB	IN20	LG	BL	NET
Knorr	78	3,135	40.2	6	25	57	3	31.1

COWBOYS	81	3,135	38.7	6	25	57	3	31.1
Opponents	79	3,298	41.7	4	29	62	0	34.4

PUNT RETURNS	NO	FC	YDS	AVG	LG	TD
Swinton	31	8	414	13.4	65	1
McGarity	6	2	38	6.3	17	0
Rambo	2	0	15	7.5	13	0
Ismail	1	3	20	20.0	20	0
Galloway	1	0	6	6.0	6	0

COWBOYS	41	13	493	12.0	65	1
Opponents	38	18	493	13.0	74	0

KICKOFF RETURNS	NO	YDS	AVG	LG	TD
Swinton	56	1,327	23.7	77	0
Wiley	4	90	22.5	40	0
Rambo	2	30	15.0	19	0
Larimore	1	22	22.0	22	0
Evans	1	7	7.0	7	0

COWBOYS TOT.	64	1,476	23.1	77	0
Opp. Totals	54	1,164	21.6	61	0

FIELD GOALS	11-19	20-29	30-39	40-49	50+
Seder	0-0	5-5	3-5	3-6	0-1
Hilbert	0-0	3-3	6-6	2-7	0-0

COWBOYS	0-0	8-8	9-11	5-13	0-1
Opponents	2-2	10-10	6-8	8-11	1-5

Seder: (22.46), (41.43), (34.8, 41.8), (41.1M, 28.52M, 39.26), (31), (22.47M, 34M), (28.39), (0.0, 0.0, 0.0, 0.0, 0.0)  
Hilbert: (0.0, 0.0, 0.0, 0.0, 0.0), (47.8 41M, 30), (43), (44M, 38.39), (38.41, 48M), (37), (27, 41M), (22.20), (33)

Opponents: (39.52M), (22.24, 23.41M, 43), (40, 19), (44M), (27), (40.59M, 42), (31, 36M, 19), (24.46, 26.28, 30), (24.50, 48.28), (35.41), (22.37), (34.35M), (46M), (51M, 51M, 47)

SCORING	TDR	1DP	TDR	2PI	FG	PAT	S	TP
Seder	1	0	0	0	11/17	12/12	0	51
Hilbert	0	0	0	0	11/15	12/12	0	45
Galloway	0	3	0	0	0/0	0/0	0	18
Smith	3	0	0	0	0/0	0/0	0	18
Chiaverini	0	2	0	0	0/0	0/0	0	12
Coakley	0	0	2	0	0/0	0/0	0	12
Hambrick	2	0	0	0	0/0	0/0	0	12
Harris	0	2	0	0	0/0	0/0	0	12
Ismail	0	2	0	0	0/0	0/0	0	12
Swinton	0	1	1	0	0/0	0/0	0	12
Carter	1	0	0	0	0/0	0/0	0	6
Edwards	0	0	1	0	0/0	0/0	0	6
Lucky	0	1	0	0	0/0	0/0	0	6
McGarity	0	1	0	0	0/0	0/0	0	6
Stoerner	1	0	0	0	0/0	0/0	0	6
Thomas	0	1	0	0	0/0	0/0	0	6
Wiley	0	1	0	0	0/0	0/0	0	6

COWBOYS	8	14	4	0	22/33	24/24	0	246
Opponents	12	20	5	0	27/36	33/34	1	338

2-PT Conversions: Cowboys 0-2; Opponents 0-3  
a 10-yard interception return vs. Arizona (10/28)  
29-yard interception return @ N.Y. Giants (11/4)  
b 71-yard interception return @ N.Y. Giants (11/4)  
c 65-yard punt return vs. Denver (11/22)  
d Moore 10 fumble return @ Philadelphia (9/30)  
Trotter 50 interception ret. vs. Philadelphia (11/18)  
Hampton 33 interception ret. vs. Philadelphia (11/18)  
Charlton 38 interception return @ Seattle (12/16)  
McKinnon 24 interception return @ Arizona (12/23)

Swinton fumble punt out of end zone @ Seattle (12/16)





## HISTORY

# The Opponents

## Arizona Cardinals (Dallas Leads Series 52-27-1)

Year	Site	Winner-Score	Att.
1960	St. Louis	St. Louis, 12-10	23,128
1961	Dallas	St. Louis, 31-17	20,500
1961	St. Louis	St. Louis, 31-13	15,384
1962	Dallas	St. Louis, 28-24	16,027
1962	St. Louis	St. Louis, 52-20	14,201
1963	Dallas	St. Louis, 34-7	36,432
1963	St. Louis	Dallas, 28-24	12,695
1964	Dallas	St. Louis, 16-6	36,605
1964	St. Louis	Dallas, 31-13	28,253
1965	St. Louis	St. Louis, 20-13	32,034
1965	Dallas	Dallas, 27-13	38,499
1966	St. Louis	Tie, 10-10	50,673
1966	St. Louis	Dallas, 31-17	76,965
1967	Dallas	Dallas, 46-21	68,787
1968	Dallas	Dallas, 27-10	48,296
1969	Dallas	Dallas, 24-3	62,134
1970	St. Louis	St. Louis, 20-7	50,780
1970	Dallas	St. Louis, 38-0	69,323
1971	St. Louis	Dallas, 16-13	50,486
1971	Dallas	Dallas, 31-12	66,672
1972	Dallas	Dallas, 33-24	65,218
1972	St. Louis	Dallas, 27-6	49,787
1973	Dallas	Dallas, 45-10	64,729
1973	St. Louis	Dallas, 30-3	43,946
1974	St. Louis	St. Louis, 31-28	49,885
1974	Dallas	Dallas, 17-14	64,146
1975	Dallas	Dallas, 37-31 (OT)	52,417
1975	St. Louis	St. Louis, 31-17	49,701
1976	St. Louis	St. Louis, 21-17	50,317
1976	Dallas	Dallas, 19-14	62,498
1977	St. Louis	Dallas, 30-24	50,129
1977	Dallas	St. Louis, 24-17	64,038
1978	Dallas	Dallas, 21-12	62,760
1978	St. Louis	Dallas, 24-21 (OT)	48,991
1979	St. Louis	Dallas, 22-21	50,855
1979	Dallas	Dallas, 22-13	64,300
1980	St. Louis	Dallas, 27-24	50,701
1980	Dallas	Dallas, 31-21	52,567
1981	Dallas	Dallas, 30-17	63,602
1981	St. Louis	St. Louis, 20-17	49,777
1982	St. Louis	Dallas, 24-7	50,705
1983	St. Louis	Dallas, 34-17	48,532
1983	Dallas	Dallas, 35-17	60,764
1984	Dallas	St. Louis, 31-20	61,438
1984	St. Louis	Dallas, 24-17	48,721
1985	St. Louis	St. Louis, 21-10	49,347
1985	Dallas	Dallas, 35-17	54,125
1986	St. Louis	Dallas, 31-7	49,077
1986	Dallas	Dallas, 37-6	60,756
1987	St. Louis	St. Louis, 24-13	47,241
1987	Dallas	Dallas, 21-16	36,788
1988	Phoenix	Dallas, 17-14	67,139
1988	Dallas	Phoenix, 16-10	42,196
1989	Dallas	Phoenix, 19-10	44,431
1989	Phoenix	Phoenix, 24-20	49,657
1990	Phoenix	Phoenix, 20-3	45,235
1990	Dallas	Dallas, 41-10	60,190
1991	Phoenix	Dallas, 17-9	68,814
1991	Dallas	Dallas, 27-7	61,190
1992	Dallas	Dallas, 31-20	62,575
1992	Phoenix	Dallas, 16-10	72,439
1993	Phoenix	Dallas, 17-10	73,025
1993	Dallas	Dallas, 20-15	64,224
1994	Dallas	Dallas, 38-3	64,518
1994	Arizona	Dallas, 28-21	71,023
1995	Dallas	Dallas, 34-20	64,560
1995	Arizona	Dallas, 37-13	72,394
1996	Dallas	Dallas, 17-3	64,096
1996	Arizona	Dallas, 10-6	70,763
1997	Arizona	Arizona, 25-22 (OT)	71,578
1997	Dallas	Dallas, 24-6	64,302
1998	Dallas	Dallas, 38-10	63,602
1998	Arizona	Dallas, 35-28	69,923
1998*	Dallas	Arizona, 20-7	62,969
1999	Dallas	Dallas, 35-7	64,169
1999	Arizona	Arizona, 13-9	72,015

2000	Arizona	Arizona, 32-31	66,009
2000	Dallas	Dallas, 48-7	62,981
2001	Dallas	Dallas, 17-3	63,114
2001	Arizona	Arizona, 17-10	48,883

2002 Oct. 20 at Arizona  
\*NFC Wild Card Game

## ARIZONA CARDINALS

2001 Results (7-9)	2002 Schedule
17 Denver	38 9/8 @ Washington
14 Atlanta	34 9/15 @ Seattle
21 Philadelphia	20 9/22 San Diego
13 @ Chicago	20 9/29 N.Y. Giants
24 Kansas City	16 10/6 @ Carolina
3 @ Dallas	17 10/13 Open
7 Philadelphia	21 10/20 Dallas
10 N.Y. Giants	17 10/27 @ San Francisco
45 Detroit	38 11/3 St. Louis
20 @ San Diego	17 11/10 Seattle
34 Oakland (OT)	31 11/17 @ Philadelphia
10 Washington	20 11/24 Oakland
13 @ N.Y. Giants	17 12/1 @ Kansas City
17 Dallas	10 12/8 Detroit
30 @ Carolina	7 12/15 @ St. Louis
17 @ Washington	20 12/21 San Francisco (Sat.)
	12/29 @ Denver

## Atlanta Falcons (Dallas Leads Series, 14-7)

Year	Site	Winner-Score	Att.
1966	Atlanta	Dallas, 47-14	56,990
1967	Dallas	Dallas, 37-7	54,751
1969	Atlanta	Dallas, 24-17	54,833
1970	Dallas	Dallas, 13-0	53,611
1974	Atlanta	Dallas, 24-0	52,322
1976	Atlanta	Atlanta, 17-10	54,972
1978*	Dallas	Dallas, 27-20	60,388
1980*	Atlanta	Dallas, 30-27	60,022
1985	Dallas	Dallas, 24-10	57,941
1986	Dallas	Atlanta, 37-35	62,880
1987	Dallas	Atlanta, 21-10	40,103
1988	Dallas	Dallas, 26-20	39,702
1989	Atlanta	Atlanta, 27-21	55,285
1990	Atlanta	Atlanta, 26-7	50,097
1991	Dallas	Dallas, 31-27	60,962
1992	Atlanta	Dallas, 41-17	67,036
1993	Atlanta	Atlanta, 27-14	67,337
1995	Atlanta	Dallas, 28-13	70,089
1996	Dallas	Dallas, 32-28	64,091
1999	Dallas	Dallas, 24-7	63,663
2001	Atlanta	Atlanta, 20-13	69,101

\*NFC Divisional Playoffs

## Baltimore Ravens (Baltimore Leads Series 1-0)

Year	Site	Winner-Score	Att.
2000	Baltimore	Baltimore, 27-0	69,416

## Buffalo Bills (Dallas Leads Series, 5-3)

Year	Site	Winner-Score	Att.
1971	Buffalo	Dallas, 49-37	46,206
1976	Dallas	Dallas, 17-10	51,779
1981	Dallas	Dallas, 27-14	62,583
1984	Buffalo	Buffalo, 14-3	74,391
1992*	Pasadena	Dallas, 52-17	98,374
1993	Dallas	Buffalo, 13-10	63,226
1993**	Atlanta	Dallas, 30-13	72,817
1996	Buffalo	Buffalo, 10-7	78,098

\*Super Bowl XXVII, Jan. 31, 1993

\*\*Super Bowl XXVIII, Jan. 30, 1994





## Carolina Panthers

(Series Tied 2-2)

Year	Site	Winner-Score	Att.
1996*	Carolina	Carolina, 26-17	72,808
1997	Dallas	Carolina, 23-13	63,251
1998	Dallas	Dallas, 27-20	64,181
2000	Carolina	Dallas, 16-13 (OT)	73,310

2002 Oct. 13 at Dallas

\*NFC Divisional Playoffs

### CAROLINA PANTHERS

2001 Results (1-15)		2002 Schedule	
24	@ Minnesota	13	9/8 Baltimore
16	@ Atlanta	24	9/15 Detroit
7	Green Bay	28	9/22 @ Minnesota
14	@ San Francisco	24	9/29 @ Green Bay
25	New Orleans	27	10/6 Arizona
14	@ Wash. (OT)	17	10/13 @ Dallas
12	N.Y. Jets	13	10/20 @ Atlanta
6	@ Miami	23	10/27 Tampa Bay
14	@ St. Louis	48	11/3 Open
22	San Francisco(OT)	25	11/10 New Orleans
7	Atlanta	10	11/17 @ Tampa Bay
23	@ New Orleans	27	11/24 Atlanta
24	@ Buffalo	25	12/1 @ Cleveland
32	St. Louis	38	12/8 Cincinnati
7	Arizona	30	12/15 @ Pittsburgh
6	New England	38	12/22 Chicago
			12/29 @ New Orleans

## Chicago Bears

(Dallas Leads Series, 11-8)

Year	Site	Winner-Score	Att.
1960	Chicago	Chicago, 17-7	39,951
1962	Dallas	Chicago, 34-33	12,692
1964	Chicago	Dallas, 24-10	47,527
1968	Chicago	Dallas, 34-3	46,667
1971	Chicago	Chicago, 23-19	55,049
1973	Chicago	Dallas, 20-17	55,701
1976	Dallas	Dallas, 31-21	61,346
1977*	Dallas	Dallas, 37-7	62,920
1979	Dallas	Dallas, 24-20	64,056
1981	Dallas	Dallas, 10-9	63,499
1984	Chicago	Dallas, 23-14	63,623
1985	Dallas	Chicago, 44-0	63,855
1986	Dallas	Chicago, 24-10	57,256
1988	Chicago	Chicago, 17-7	64,759
1991**	Chicago	Dallas, 17-13	62,594
1992	Dallas	Dallas, 27-14	63,101
1996	Chicago	Chicago, 22-6	63,076
1997	Dallas	Dallas, 27-3	64,082
1998	Chicago	Chicago, 13-12	59,201

\*NFC Divisional Playoffs

\*\*NFC First-Round Playoffs

## Cincinnati Bengals

(Dallas Leads Series, 5-3)

Year	Site	Winner-Score	Att.
1973	Dallas	Dallas, 38-10	58,802
1979	Dallas	Dallas, 38-13	63,179
1985	Cincinnati	Cincinnati, 50-24	56,936
1988	Dallas	Cincinnati, 38-24	37,865
1991	Dallas	Dallas, 35-23	63,275
1994	Cincinnati	Dallas, 23-20	57,096
1997	Cincinnati	Cincinnati, 31-24	60,043
2000	Dallas	Dallas, 23-6	62,170

## Cleveland Browns

(Cleveland Leads Series, 17-10)

Year	Site	Winner-Score	Att.
1960	Dallas	Cleveland, 48-7	28,500
1961	Cleveland	Cleveland, 25-7	43,638
1961	Dallas	Cleveland, 38-17	23,500
1962	Cleveland	Cleveland, 19-10	40,040

1962	Dallas	Dallas, 45-21	24,226
1963	Dallas	Cleveland, 41-24	28,710
1963	Cleveland	Cleveland, 27-17	55,096
1964	Cleveland	Cleveland, 27-6	72,062
1964	Dallas	Cleveland, 20-16	37,456
1965	Cleveland	Cleveland, 23-17	80,451
1965	Dallas	Cleveland, 24-17	76,251
1966	Cleveland	Cleveland, 30-21	84,721
1966	Dallas	Dallas, 26-14	80,259
1967	Cleveland	Dallas, 21-14	81,039
1967*	Dallas	Dallas, 52-14	70,786
1968	Dallas	Dallas, 28-7	68,733
1968*	Cleveland	Cleveland, 31-20	81,497
1969	Cleveland	Cleveland, 42-10	84,850
1969*	Dallas	Cleveland, 38-14	69,321
1970	Cleveland	Dallas, 6-2	75,458
1974	Dallas	Dallas, 41-17	48,754
1979	Cleveland	Cleveland, 26-7	80,123
1982	Dallas	Dallas, 31-14	46,267
1985	Dallas	Dallas, 20-7	61,456
1988	Cleveland	Cleveland, 24-21	77,683
1991	Cleveland	Dallas, 26-14	78,860
1994	Dallas	Cleveland, 19-14	64,826

\*Eastern Conference Championship Game

## Denver Broncos

(Dallas Leads Series, 5-4)

Year	Site	Winner-Score	Att.
1973	Denver	Dallas, 22-10	51,706
1977	Dallas	Dallas, 14-6	63,752
1978*	New Orleans	Dallas, 27-10	76,400
1980	Denver	Denver, 41-20	74,919
1986	Denver	Denver, 29-14	76,082
1992	Denver	Dallas, 31-27	74,946
1995	Dallas	Dallas, 31-21	64,578
1998	Denver	Denver, 42-23	75,013
2001	Dallas	Denver, 26-24	64,104

\*Super Bowl XII, Jan. 15, 1978

## Detroit Lions

(Dallas Leads Series, 8-7)

Year	Site	Winner-Score	Att.
1960	Detroit	Detroit, 23-14	43,272
1963	Dallas	Dallas, 17-14	27,262
1968	Dallas	Dallas, 59-13	61,382
1970*	Dallas	Dallas, 5-0	73,167
1972	Dallas	Dallas, 28-24	65,378
1975	Detroit	Dallas, 36-10	79,784
1977	Dallas	Dallas, 37-0	63,160
1981	Detroit	Detroit, 27-24	79,694
1986	Detroit	Dallas, 31-7	73,812
1987	Detroit	Detroit, 27-17	45,325
1991	Detroit	Detroit, 34-10	74,906
1991*	Detroit	Detroit, 38-6	78,290
1992	Detroit	Dallas, 37-3	74,816
1994	Dallas	Detroit, 20-17 (OT)	64,102
2001	Detroit	Detroit, 15-10	77,512

2002 Nov. 3 at Detroit

\*NFC Divisional Playoffs

### DETROIT LIONS

2001 Results (2-14)		2002 Schedule	
6	@ Green Bay	28	9/8 @ Miami
14	@ Cleveland	24	9/15 @ Carolina
0	St. Louis	35	9/22 Green Bay
26	@ Minnesota	31	9/29 New Orleans
24	Tennessee	27	10/6 Open
27	Cincinnati	31	10/13 @ Minnesota
13	@ San Francisco	21	10/20 Chicago
17	Tampa Bay	20	10/27 @ Buffalo
38	@ Arizona	45	11/3 Dallas
27	Green Bay	29	11/10 @ Green Bay
10	@ Chicago	13	11/17 N.Y. Jets
12	@ Tampa Bay	15	11/24 @ Chicago
27	Minnesota	24	11/28 New England (Th.)
14	@ Pittsburgh	47	12/8 @ Arizona
0	Chicago	24	12/15 Tampa Bay
15	Dallas	10	12/22 @ Atlanta
			12/29 Minnesota



## HISTORY

### Green Bay Packers

(Dallas Leads Series, 14-11)

Year	Site	Winner-Score	Att.
1960	Green Bay	Green Bay, 41-7	32,294
1964	Dallas	Green Bay, 45-21	44,975
1965	Milwaukee	Green Bay, 13-3	48,311
1966*	Dallas	Green Bay, 34-27	75,504
1967*	Green Bay	Green Bay, 21-17	50,861
1968	Dallas	Green Bay, 28-17	74,604
1970	Dallas	Dallas, 16-3	67,182
1972	Milwaukee	Green Bay, 16-14	47,103
1975	Dallas	Green Bay, 19-17	64,934
1978	Milwaukee	Dallas, 42-14	55,256
1980	Milwaukee	Dallas, 28-7	54,776
1982**	Dallas	Dallas, 37-26	63,972
1984	Dallas	Dallas, 20-6	64,222
1989	Green Bay	Green Bay, 31-13	56,656
1989	Dallas	Green Bay, 20-10	41,265
1991	Milwaukee	Dallas, 20-17	53,695
1993	Dallas	Dallas, 36-14	63,568
1993S	Dallas	Dallas, 27-17	64,790
1994	Dallas	Dallas, 42-31	64,597
1994S	Dallas	Dallas, 35-9	64,745
1995	Dallas	Dallas, 34-24	64,806
1995#	Dallas	Dallas, 38-27	65,135
1996	Dallas	Dallas, 21-6	65,032
1997	Green Bay	Green Bay, 45-17	60,111
1999	Dallas	Dallas, 27-13	64,634

\$NFC Divisional Playoffs

#NFC Championship Game

\*NFL Championship Game

\*\*Super Bowl Tournament

### Houston Texans

(Inaugural Season)

Year	Site	Winner-Score	Att.
2002	Sept. 8 at Houston		

### Indianapolis Colts

(Dallas Leads Series, 7-5)

Year	Site	Winner-Score	Att.
1960	Dallas	Baltimore, 45-7	25,500
1967	Baltimore	Baltimore, 23-17	60,238
1969	Dallas	Dallas, 27-10	63,191
1970*	Miami	Baltimore, 16-13	80,055
1972	Baltimore	Dallas, 21-0	58,992
1976	Dallas	Dallas, 30-27	64,237
1978	Dallas	Dallas, 38-0	64,224
1981	Baltimore	Dallas, 37-13	54,871
1984	Dallas	Dallas, 22-3	58,724
1993	Indianapolis	Dallas, 27-3	60,453
1996	Dallas	Indianapolis, 25-24	63,021
1999	Indianapolis	Indianapolis, 24-34	56,860

2002 Nov. 17 at Indianapolis

\*Super Bowl V, Jan. 17, 1971

#### INDIANAPOLIS COLTS

2001 Results (6-10)		2002 Schedule	
45	@ N.Y. Jets	24	9/8 @ Jacksonville
42	Burrito	26	9/15 Miami
13	@ New England	44	9/22 @ Houston
18	Oakland	23	9/29 Open
17	New England	38	10/6 Cincinnati
35	@ Kansas City	28	10/13 Baltimore
30	@ Buffalo	14	10/21 @ Pittsburgh (Mon.)
24	Miami	27	10/27 @ Washington
20	@ New Orleans	34	11/3 Tennessee
21	San Francisco	40	11/10 @ Philadelphia
27	@ Baltimore	39	11/17 Dallas
6	@ Miami	41	11/24 @ Denver
41	Atlanta	27	12/1 Houston
28	N.Y. Jets	29	12/8 @ Tennessee
17	@ St. Louis	42	12/15 @ Cleveland
29	Denver	10	12/22 N.Y. Giants
			12/29 Jacksonville

### Jacksonville Jaguars

(Series Tied, 1-1)

Year	Site	Winner-Score	Att.
1997	Dallas	Dallas, 26-22	64,464
2000	Dallas	Jacksonville, 23-17 (OT)	63,554

2002 Nov. 24 at Dallas

#### JACKSONVILLE JAGUARS

2001 Results (6-10)		2002 Schedule	
21	Pittsburgh	3	9/8 Indianapolis
13	Tennessee	6	9/15 @ Kansas City
14	Cleveland	23	9/22 Open
15	@ Seattle	24	9/29 N.Y. Jets
10	Buffalo	13	10/6 Philadelphia
17	@ Baltimore	18	10/13 @ Tennessee
24	@ Tennessee	28	10/20 @ Baltimore
30	Cincinnati	13	10/27 Houston
7	@ Pittsburgh	20	11/3 @ N.Y. Giants
21	Baltimore	24	11/10 Washington
21	Green Bay	28	11/17 @ Houston
14	@ Cincinnati	10	11/24 @ Dallas
15	@ Cleveland	10	12/1 Pittsburgh
33	@ Minnesota	3	12/8 Cleveland
26	Kansas City	30	12/15 @ Cincinnati
13	@ Chicago	33	12/22 Tennessee
			12/29 @ Indianapolis

### Kansas City Chiefs

(Dallas Leads Series, 4-3)

Year	Site	Winner-Score	Att.
1970	Kansas City	Dallas, 27-16	51,158
1975	Dallas	Kansas City, 34-31	63,539
1983	Dallas	Dallas, 41-21	64,103
1989	Kansas City	Kansas City, 36-28	76,841
1992	Dallas	Dallas, 17-10	64,115
1995	Dallas	Dallas, 24-12	64,901
1998	Kansas City	Kansas City, 20-17	77,697

### Miami Dolphins

(Miami Leads Series, 6-4)

Year	Site	Winner-Score	Att.
1971*	N. Orleans	Dallas, 24-3	81,035
1973	Dallas	Miami, 14-7	64,100
1978	Miami	Miami, 23-16	69,414
1981	Dallas	Dallas, 28-27	64,221
1984	Miami	Miami, 28-21	74,139
1987	Dallas	Miami, 20-14	56,519
1989	Dallas	Miami, 17-14	56,044
1993	Dallas	Miami, 16-14	60,198
1996	Miami	Dallas, 29-10	75,283
1999	Dallas	Dallas, 20-0	64,328

\*Super Bowl VI, Jan. 16, 1972

### Minnesota Vikings

(Dallas Leads Series, 13-11)

Year	Site	Winner-Score	Att.
1961	Dallas	Dallas, 21-7	20,500
1961	Minnesota	Dallas, 28-0	33,070
1966	Dallas	Dallas, 28-17	64,116
1968	Dallas	Dallas, 20-7	47,644
1970	Minnesota	Minnesota, 54-13	47,900
1971*	Minnesota	Dallas, 20-12	49,100
1973**	Dallas	Minnesota, 27-10	64,524
1974	Dallas	Minnesota, 23-21	57,847
1975*	Minnesota	Dallas, 17-14	48,341
1977	Minnesota	Dallas, 16-10 (OT)	47,678
1977**	Dallas	Dallas, 23-6	61,968
1978	Dallas	Minnesota, 21-10	61,848
1979	Minnesota	Dallas, 36-20	47,572
1982	Minnesota	Minnesota, 31-27	60,007
1983	Minnesota	Dallas, 37-24	60,774
1987	Dallas	Minnesota, 44-38 (OT)	54,229
1988	Dallas	Minnesota, 43-3	57,830
1993	Minnesota	Dallas, 37-20	63,321





1995	Minnesota	Dallas, 23-17 (OT)	60,088
1996S	Dallas	Dallas, 40-15	64,682
1998	Dallas	Minnesota, 46-36	64,366
1999	Minnesota	Minnesota, 27-17	64,111
1999S	Minnesota	Minnesota, 27-10	64,056
2000	Dallas	Minnesota, 27-15	63,878

SNFC Wild Card Game  
 \*NFC Divisional Playoff Game  
 \*\*NFC Championship Game

## New England Patriots (Dallas Leads Series, 7-1)

Year	Site	Winner-Score	Att.
1971	Dallas	Dallas, 44-21	65,708
1975	N. England	Dallas, 34-31	60,905
1978	Dallas	Dallas, 17-10	63,263
1981	N. England	Dallas, 35-21	60,311
1984	Dallas	Dallas, 20-17	55,341
1987	N. England	Dallas, 23-17 (OT)	60,567
1996	Dallas	Dallas, 12-6	64,578
1999	N. England	New England, 13-6	58,444

## New Orleans Saints (Dallas Leads Series, 14-5)

Year	Site	Winner-Score	Att.
1967	Dallas	Dallas, 14-10	52,562
1967	N. Orleans	Dallas, 27-10	83,437
1968	N. Orleans	Dallas, 17-3	84,728
1969	N. Orleans	Dallas, 21-17	79,567
1969	Dallas	Dallas, 33-17	68,282
1971	N. Orleans	N. Orleans, 24-14	83,088
1973	Dallas	Dallas, 40-3	53,972
1976	N. Orleans	Dallas, 24-6	61,413
1978	Dallas	Dallas, 27-7	57,920
1982	Dallas	Dallas, 21-7	64,506
1983	Dallas	Dallas, 21-20	62,136
1984	Dallas	Dallas, 30-27 (OT)	50,966
1988	N. Orleans	N. Orleans, 20-17	68,474
1989	N. Orleans	N. Orleans, 28-0	66,977
1990	Dallas	Dallas, 17-13	60,087
1991	Dallas	Dallas, 23-14	64,530
1994	N. Orleans	Dallas, 24-16	67,323
1998	N. Orleans	N. Orleans, 22-3	65,065
1999	N. Orleans	N. Orleans, 31-24	47,835

## New York Giants (Dallas Leads Series, 48-29-2)

Year	Site	Winner-Score	Att.
1960	New York	Tie, 31-31	55,033
1961	Dallas	New York, 31-10	41,500
1961	New York	Dallas, 17-16	60,254
1962	Dallas	New York, 41-10	45,668
1962	New York	New York, 41-31	62,694
1963	New York	New York, 37-21	62,889
1963	Dallas	New York, 34-27	29,635
1964	Dallas	Tie, 13-13	33,225
1964	New York	Dallas, 31-21	63,031
1965	Dallas	Dallas, 31-2	59,366
1965	New York	Dallas, 38-20	62,871
1966	Dallas	Dallas, 52-7	60,010
1966	New York	Dallas, 17-7	62,735
1967	Dallas	Dallas, 38-24	66,209
1968	Dallas	New York, 27-21	72,163
1968	New York	Dallas, 28-10	62,617
1969	Dallas	Dallas, 25-3	58,964
1970	Dallas	Dallas, 28-10	57,236
1970	New York	New York, 23-20	62,938
1971	Dallas	Dallas, 20-13	68,378
1971	New York	Dallas, 42-14	62,815
1972	New York	Dallas, 23-14	62,725
1972	Dallas	New York, 23-3	64,602
1973	Dallas	Dallas, 45-28	64,898
1973	N. Haven	Dallas, 23-10	70,128
1974	Dallas	New York, 14-6	46,353
1974	N. Haven	Dallas, 21-7	61,191
1975	New York	Dallas, 13-7	56,511
1975	Dallas	Dallas, 14-3	53,329
1976	New York	Dallas, 24-14	76,042
1976	Dallas	Dallas, 9-3	58,870

1977	Dallas	Dallas, 41-21	64,215
1977	New York	Dallas, 24-10	74,532
1978	New York	Dallas, 34-24	73,265
1978	Dallas	Dallas, 24-3	64,869
1979	New York	Dallas, 16-14	76,490
1979	Dallas	Dallas, 28-7	63,787
1980	Dallas	Dallas, 24-3	59,126
1980	New York	New York, 38-35	68,343
1981	Dallas	Dallas, 18-10	63,499
1981	New York	N.Y., 13-10 (OT)	73,009
1983	Dallas	Dallas, 28-13	62,347
1983	New York	Dallas, 38-20	76,142
1984	New York	New York, 28-7	75,921
1984	Dallas	New York, 19-7	60,235
1985	New York	Dallas, 30-29	74,981
1985	Dallas	Dallas, 28-21	62,310
1986	Dallas	Dallas, 31-28	59,804
1986	New York	New York, 17-14	74,871
1987	New York	Dallas, 16-14	73,426
1987	Dallas	Dallas, 33-24	55,730
1988	Dallas	New York, 12-10	55,325
1988	New York	New York, 29-21	75,826
1989	Dallas	New York, 30-13	51,785
1989	New York	New York, 15-0	72,141
1990	Dallas	New York, 28-7	61,090
1990	New York	New York, 31-17	75,923
1991	Dallas	Dallas, 21-16	64,010
1991	New York	New York, 22-9	76,410
1992	New York	Dallas, 34-28	76,430
1992	Dallas	Dallas, 30-3	62,416
1993	Dallas	Dallas, 31-9	64,735
1993	New York	Dallas, 16-13 (OT)	77,356
1994	Dallas	Dallas, 38-10	64,836
1994	New York	New York, 15-10	66,943
1995	New York	Dallas, 35-0	77,454
1995	Dallas	Dallas, 21-20	64,400
1996	Dallas	Dallas, 27-0	63,069
1996	New York	New York, 20-6	77,081
1997	New York	New York, 20-17	77,137
1997	Dallas	New York, 20-7	63,746
1998	New York	Dallas, 31-7	78,039
1998	Dallas	Dallas, 16-6	64,316
1999	New York	New York, 13-10	78,204
1999	Dallas	Dallas, 26-18	63,767
2000	New York	New York, 19-14	78,189
2000	Dallas	New York, 17-13	61,311
2001	New York	New York, 27-24 (OT)	78,673
2001	Dallas	Dallas, 20-13	61,821

2002 Oct. 6 at Dallas  
 2002 Dec. 15 at New York

### NEW YORK GIANTS

2001 Results (7-9)			2002 Schedule		
20	@ Denver	31	9/5	San Francisco (Th.)	
13	@ Kansas City	3	9/15	@ St. Louis	
21	New Orleans	13	9/22	Seattle	
23	Washington	9	9/29	@ Arizona	
14	@ St. Louis	15	10/6	@ Dallas	
9	Philadelphia	10	10/13	Atlanta	
21	@ Washington	35	10/20	Open	
27	Dallas (OT)	24	10/28	@ Philadelphia (M.)	
17	@ Arizona	10	11/3	Jacksonville	
16	@ Minnesota	28	11/10	@ Minnesota	
10	Oakland	28	11/17	Washington	
13	@ Dallas	20	11/24	@ Houston	
17	Arizona	13	12/1	Tennessee	
27	Seattle	24	12/8	@ Washington	
21	@ Philadelphia	24	12/15	Dallas	
25	Green Bay	34	12/22	@ Indianapolis	
			12/28	Philadelphia (Sat.)	

## New York Jets (Dallas Leads Series, 5-2)

Year	Site	Winner-Score	Att.
1971	Dallas	Dallas, 52-10	66,689
1975	N.Y. Jets	Dallas, 31-21	37,279
1978	N.Y. Jets	Dallas, 30-7	52,532
1987	N.Y. Jets	Dallas, 38-24	12,370
1990	N.Y. Jets	N.Y. Jets, 24-9	68,086
1993	N.Y. Jets	Dallas, 28-7	73,233
1999	Dallas	N.Y. Jets, 22-21	64,271



## HISTORY

### Oakland Raiders (Oakland Leads Series, 5-3)

Year	Site	Winner-Score	Att.
1974	Oakland	Oakland, 27-23	45,850
1980	Oakland	Dallas, 19-13	53,194
1983	Dallas	Los Angeles, 40-38	64,991
1986	Dallas	Los Angeles, 17-13	61,706
1992	Los Angeles	Dallas, 28-13	91,505
1995	Oakland	Dallas, 34-21	54,092
1998	Dallas	Oakland, 13-12	63,544
2001	Oakland	Oakland, 28-21	61,535

### Philadelphia Eagles (Dallas Leads Series 50-35)

Year	Site	Winner-Score	Att.
1960	Dallas	Philadelphia, 27-25	18,500
1961	Dallas	Philadelphia, 43-7	25,000
1961	Philadelphia	Philadelphia, 35-13	60,127
1962	Dallas	Dallas, 41-19	18,645
1962	Philadelphia	Philadelphia, 28-14	58,070
1963	Philadelphia	Philadelphia, 24-21	60,671
1963	Dallas	Dallas, 27-20	23,694
1964	Dallas	Philadelphia, 17-14	55,972
1964	Philadelphia	Philadelphia, 24-14	60,671
1965	Dallas	Philadelphia, 35-24	56,249
1965	Philadelphia	Dallas, 21-19	54,714
1966	Dallas	Dallas, 56-7	69,372
1966	Philadelphia	Philadelphia, 24-23	60,658
1967	Philadelphia	Philadelphia, 21-14	60,740
1967	Dallas	Dallas, 38-17	55,834
1968	Philadelphia	Dallas, 45-13	60,858
1968	Dallas	Dallas, 34-14	72,083
1969	Philadelphia	Dallas, 38-7	60,658
1969	Dallas	Dallas, 49-14	71,509
1970	Philadelphia	Dallas, 17-7	59,728
1970	Dallas	Dallas, 21-17	55,736
1971	Philadelphia	Dallas, 42-7	65,358
1971	Dallas	Dallas, 20-7	60,178
1972	Dallas	Dallas, 28-6	55,850
1972	Philadelphia	Dallas, 28-7	65,720
1973	Philadelphia	Philadelphia, 30-16	65,954
1973	Dallas	Dallas, 31-10	61,985
1974	Philadelphia	Philadelphia, 13-10	64,088
1974	Dallas	Dallas, 31-24	43,586
1975	Philadelphia	Dallas, 20-17	64,889
1975	Dallas	Dallas, 27-17	57,893
1976	Dallas	Dallas, 27-7	54,052
1976	Philadelphia	Dallas, 26-7	55,072
1977	Philadelphia	Dallas, 16-10	65,507
1977	Dallas	Dallas, 24-14	60,289
1978	Dallas	Dallas, 14-7	60,525
1978	Philadelphia	Dallas, 31-13	64,667
1979	Dallas	Philadelphia, 31-21	62,417
1979	Philadelphia	Dallas, 24-17	71,434
1980	Philadelphia	Philadelphia, 17-10	70,696
1980	Dallas	Dallas, 35-27	62,548
1980**	Philadelphia	Philadelphia, 20-7	70,696
1981	Philadelphia	Dallas, 17-14	72,111
1981	Dallas	Dallas, 21-10	64,955
1982	Dallas	Philadelphia, 24-20	46,199
1983	Dallas	Dallas, 37-7	63,070
1983	Philadelphia	Dallas, 27-20	71,236
1984	Dallas	Dallas, 23-17	64,521
1984	Philadelphia	Dallas, 26-10	66,322
1985	Philadelphia	Philadelphia, 16-14	70,114
1985	Dallas	Dallas, 35-17	54,047
1986	Philadelphia	Dallas, 17-14	68,572
1986	Dallas	Philadelphia, 23-21	46,117
1987	Dallas	Dallas, 41-22	40,622
1987	Philadelphia	Philadelphia, 37-20	61,630
1988	Philadelphia	Philadelphia, 24-23	66,309
1988	Dallas	Philadelphia, 23-7	46,131
1989	Dallas	Philadelphia, 27-0	54,444
1989	Philadelphia	Philadelphia, 20-10	59,842
1990	Dallas	Philadelphia, 21-20	62,605
1990	Philadelphia	Philadelphia, 17-3	63,895
1991	Dallas	Philadelphia, 24-0	62,656
1991	Philadelphia	Dallas, 25-13	65,854
1992	Philadelphia	Philadelphia, 31-7	66,572
1992	Dallas	Dallas, 20-10	65,012

1992*	Dallas	Dallas, 34-10	63,721
1993	Philadelphia	Dallas, 23-10	61,912
1993	Dallas	Dallas, 23-17	64,521
1994	Dallas	Dallas, 24-13	64,703
1994	Philadelphia	Dallas, 31-19	65,947
1995	Dallas	Dallas, 34-12	64,876
1995	Philadelphia	Philadelphia, 20-17	66,198
1995*	Dallas	Dallas, 30-11	64,371
1996	Philadelphia	Dallas, 23-19	67,201
1996	Dallas	Philadelphia, 31-21	64,952
1997	Dallas	Dallas, 21-20	63,942
1997	Philadelphia	Philadelphia, 13-12	67,106
1998	Philadelphia	Dallas, 34-0	67,002
1998	Dallas	Dallas, 13-9	62,722
1999	Philadelphia	Philadelphia, 13-10	66,669
1999	Dallas	Dallas, 20-10	64,086
2000	Dallas	Philadelphia, 41-14	62,872
2000	Philadelphia	Philadelphia, 16-13 (OT)	65,636
2001	Philadelphia	Philadelphia, 40-18	66,621
2001	Dallas	Philadelphia, 36-3	63,204

2002 Sept. 22 at Philadelphia

2002 Dec. 21 at Dallas

\*NFC Divisional Playoffs

\*\*NFC Championship Game

### PHILADELPHIA EAGLES

2001 Results (11-5)			2002 Schedule		
17	St. Louis (OT)	20	9/8	@ Tennessee	
27	@ Seattle	3	9/16	@ Washington (M.)	
40	Dallas	18	9/22	Dallas	
20	Arizona	21	9/29	Houston	
10	@ N.Y. Giants	9	10/6	@ Jacksonville	
10	Oakland	20	10/13	Open	
21	@ Arizona	7	10/20	Tampa Bay	
48	Minnesota	17	10/28	N.Y. Giants (M.)	
36	@ Dallas	3	11/3	@ Chicago	
3	Washington	13	11/10	Indianapolis	
23	@ Kansas City	10	11/17	Arizona	
24	San Diego	14	11/25	@ San Francisco (M.)	
20	@ Washington	6	12/1	St. Louis	
3	@ San Francisco	13	12/8	@ Seattle	
24	N.Y. Giants	21	12/15	Washington	
17	@ Tampa Bay	13	12/21	@ Dallas (Sat.)	
			12/28	@ N.Y. Giants (Sat.)	

### Pittsburgh Steelers (Dallas Leads Series, 15-13)

Year	Site	Winner-Score	Att.
1960	Dallas	Pittsburgh, 35-28	30,000
1961	Dallas	Dallas, 27-24	23,500
1961	Pittsburgh	Pittsburgh, 37-7	17,519
1962	Dallas	Pittsburgh, 30-28	19,478
1962	Pittsburgh	Dallas, 42-27	23,106
1963	Pittsburgh	Pittsburgh, 27-21	19,047
1963	Dallas	Pittsburgh, 24-19	24,136
1964	Pittsburgh	Pittsburgh, 23-17	35,594
1964	Dallas	Dallas, 17-14	35,271
1965	Pittsburgh	Pittsburgh, 22-13	37,804
1965	Dallas	Dallas, 24-17	57,293
1966	Dallas	Dallas, 52-21	58,453
1966	Pittsburgh	Dallas, 20-7	42,185
1967	Pittsburgh	Dallas, 24-21	39,641
1968	Dallas	Dallas, 28-7	55,069
1969	Pittsburgh	Dallas, 10-7	24,990
1972	Dallas	Dallas, 17-13	65,682
1975*	Miami	Pittsburgh, 21-17	80,187
1977	Pittsburgh	Pittsburgh, 28-13	49,761
1978**	Miami	Pittsburgh, 35-31	78,656
1979	Pittsburgh	Pittsburgh, 14-3	50,199
1982	Dallas	Pittsburgh, 36-28	63,431
1985	Dallas	Dallas, 27-13	62,932
1988	Pittsburgh	Pittsburgh, 24-21	56,813
1991	Dallas	Dallas, 20-10	62,253
1994	Pittsburgh	Dallas, 26-9	60,156
1995S	Arizona	Dallas, 27-17	76,347
1997	Pittsburgh	Dallas, 37-7	60,396

\*Super Bowl X, Jan. 18, 1976

\*\*Super Bowl XIII, Jan. 21, 1979

\$Super Bowl XXX, Jan. 28, 1996





## St. Louis Rams

(Rams Lead Series, 13-12)

Year	Site	Winner-Score	Att.
1960	Dallas	Los Angeles, 38-13	16,000
1962	Los Angeles	Dallas, 27-17	26,907
1967	Dallas	Los Angeles, 35-13	75,229
1969	Los Angeles	Los Angeles, 24-23	79,105
1971	Dallas	Dallas, 28-21	66,595
1973	Los Angeles	Los Angeles, 37-31	81,428
1973*	Dallas	Dallas, 27-16	64,291
1975	Dallas	Dallas, 18-7	49,091
1975**	Los Angeles	Dallas, 37-7	84,483
1976*	Dallas	Los Angeles, 14-12	62,436
1978	Los Angeles	Los Angeles, 27-14	65,749
1978**	Los Angeles	Dallas, 28-0	67,470
1979	Dallas	Dallas, 30-6	64,462
1979*	Dallas	Los Angeles, 21-19	64,792
1980	Los Angeles	Los Angeles, 38-14	62,548
1980S	Dallas	Dallas, 34-13	64,533
1981	Dallas	Dallas, 29-17	64,649
1983S	Dallas	Los Angeles, 24-17	43,521
1984	Los Angeles	Dallas, 20-13	65,403
1985*	Los Angeles	Los Angeles, 20-0	66,351
1986	Los Angeles	Los Angeles, 29-10	64,949
1987	Los Angeles	Dallas, 29-21	60,700
1989	Dallas	Los Angeles, 35-31	46,100
1990	Los Angeles	Dallas, 24-21	58,589
1992	Dallas	Los Angeles, 27-23	63,690

2002 Sept. 29 at St. Louis

SNFC Wild Card Game

\*NFC Division Playoff Game

\*\*NFC Championship Game

### ST. LOUIS RAMS

2001 Results (12-4)		2002 Schedule	
20	@ Philadelphia (OT)	9/8	@ Denver
30	@ San Francisco	9/15	N.Y. Giants
42	Miami	10/23	@ Tampa Bay (M.)
35	@ Detroit	0	9/29 Dallas
15	N.Y. Giants	14	10/6 @ San Francisco
34	@ N.Y. Jets	14	10/13 Oakland
31	New Orleans	34	10/20 Seattle
48	Carolina	14	10/27 Open
24	@ New England	17	11/3 @ Arizona
17	Tampa Bay	24	11/10 San Diego
35	@ Atlanta	6	11/18 Chicago (Mon.)
27	San Francisco	14	11/24 @ Washington
34	@ New Orleans	21	12/1 @ Philadelphia
38	@ Carolina	32	12/8 @ Kansas City
42	Indianapolis	17	12/15 Arizona
31	Atlanta	13	12/22 @ Seattle
			12/30 San Francisco (M.)

## San Diego Chargers

(Dallas Leads Series, 5-2)

Year	Site	Winner-Score	Att.
1972	San Diego	Dallas, 34-28	54,476
1980	Dallas	Dallas, 42-31	60,639
1983	San Diego	San Diego, 24-23	46,192
1986	San Diego	Dallas, 24-21	55,622
1990	Dallas	Dallas, 17-14	48,063
1995	San Diego	Dallas, 23-9	62,664
2001	Dallas	San Diego, 32-21	63,430

## San Francisco 49ers

(San Francisco Leads Series 15-13-1)

Year	Site	Winner-Score	Att.
1960	Dallas	San Francisco, 26-14	10,000
1963	San Fran.	San Francisco, 31-24	29,563
1965	Dallas	Dallas, 39-31	33,677
1967	San Fran.	San Francisco, 24-16	27,182
1969	Dallas	Tie, 24-24	62,348
1970**	San Fran.	Dallas, 17-10	59,625

1971**	Dallas	Dallas, 14-3	66,311
1972	Dallas	San Francisco, 31-10	65,124
1972*	San Fran.	Dallas, 30-28	61,214
1974	Dallas	Dallas, 20-14	50,018
1977	San Fran.	Dallas, 42-35	55,848
1979	San Fran.	Dallas, 21-13	56,728
1980	Dallas	Dallas, 59-14	63,399
1981	San Fran.	San Francisco, 45-14	57,574
1981**	San Fran.	San Francisco, 28-27	60,525
1983	San Fran.	San Francisco, 42-17	59,957
1985	San Fran.	San Francisco, 31-16	60,114
1989	Dallas	San Francisco, 31-14	61,077
1990	Dallas	San Francisco, 24-6	62,966
1992**	San Fran.	Dallas, 30-20	64,920
1993	Dallas	Dallas, 26-17	65,099
1993**	Dallas	Dallas, 38-21	64,902
1994	San Fran.	San Francisco, 21-14	69,014
1994**	San Fran.	San Francisco, 38-28	69,125
1995	Dallas	San Francisco, 38-20	65,180
1996	San Fran.	Dallas, 20-17 (OT)	68,919
1997	San Fran.	San Francisco, 17-10	68,657
2000	Dallas	San Francisco, 41-24	64,127
2001	Dallas	Dallas, 27-21	64,366

2002 Dec. 8 at Dallas

\*NFC Divisional Playoff Game

\*\*NFC Championship Game

### SAN FRANCISCO 49ERS

2001 Results (12-4)		2002 Schedule	
16	Atlanta (OT)	13	9/5 @ N.Y. Giants (Th.)
25	St. Louis	30	9/15 Denver
19	@ N.Y. Jets	17	9/22 Washington
24	Carolina	14	9/29 Open
37	@ Atlanta (OT)	31	10/6 St. Louis
31	@ Chicago (OT)	37	10/14 @ Seattle (Mon.)
21	Detroit	13	10/20 @ New Orleans
28	New Orleans	27	10/27 Arizona
25	@ Carolina (OT)	22	11/3 @ Oakland
40	@ Indianapolis	21	11/10 Kansas City
35	Buffalo	0	11/17 San Diego
14	@ St. Louis	27	11/25 Philadelphia (Mon.)
21	Miami	3	12/1 Seattle
13	Philadelphia	3	12/8 Dallas
21	@ Dallas	27	12/15 Green Bay
38	@ New Orleans	0	12/21 @ Arizona (Sat.)
			12/30 @ St. Louis (Mon.)

## Seattle Seahawks

(Dallas Leads Series, 5-2)

Year	Site	Winner-Score	Att.
1976	Seattle	Dallas, 28-13	62,027
1980	Dallas	Dallas, 51-7	57,540
1983	Seattle	Dallas, 35-10	63,352
1986	Dallas	Seattle, 31-14	58,023
1992	Dallas	Dallas, 27-0	62,311
1998	Dallas	Dallas, 30-22	64,142
2001	Seattle	Seattle, 29-3	63,366

2002 Oct. 27 at Dallas

### SEATTLE SEAHAWKS

2001 Results (9-7)		2002 Schedule	
9	@ Cleveland	6	9/8 @ Oakland
3	Philadelphia	27	9/15 Arizona
14	@ Oakland	38	9/22 @ N.Y. Giants
24	Jacksonville	15	9/29 Minnesota
34	Denver	21	10/6 Open
20	Miami	24	10/14 San Francisco (M.)
14	@ Washington	27	10/20 @ St. Louis
34	Oakland	27	10/27 @ Dallas
23	@ Buffalo	20	11/3 Washington
7	@ Kansas City	19	11/10 @ Arizona
13	San Diego	10	11/17 Denver
7	@ Denver	20	11/24 Kansas City
29	Dallas	3	12/1 @ San Francisco
24	@ N.Y. Giants	27	12/8 Philadelphia
25	San Diego	22	12/15 @ Atlanta
21	Kansas City	18	12/22 St. Louis
			12/29 @ San Diego



## HISTORY

### Tampa Bay Buccaneers (Dallas Leads Series, 8-2)

Year	Site	Winner-Score	Att.
1977	Dallas	Dallas, 23-7	55,316
1980	Dallas	Dallas, 28-17	62,750
1981*	Dallas	Dallas, 38-0	64,848
1982	Dallas	Dallas, 14-9	49,578
1982**	Dallas	Dallas, 30-17	65,042
1983	Dallas	Dallas, 27-24 (OT)	63,308
1990	Dallas	Dallas, 14-10	60,076
1990	Tampa	Dallas, 17-13	68,315
2000	Dallas	Tampa Bay, 27-7	65,621
2001	Dallas	Tampa Bay, 10-6	61,521

\*NFC Divisional Playoff

\*\*Super Bowl Tournament

### Tennessee Titans (Series Tied, 5-5)

Year	Site	Winner-Score	Att.
1970	Dallas	Dallas, 52-10	50,504
1974	Houston	Dallas, 10-0	49,775
1979	Dallas	Houston, 30-24	63,897
1982	Houston	Dallas, 37-7	51,808
1985	Houston	Dallas, 17-10	49,686
TENNESSEE TITANS, cont.			
1988	Dallas	Houston, 25-17	50,845
1991	Houston	Houston, 26-23 (OT)	63,001
1994	Dallas	Dallas, 20-17	64,402
1997	Dallas	Tennessee, 27-14	63,421
2000	Tennessee	Tennessee, 31-0	68,498

2002 Sept. 15 at Dallas

#### TENNESSEE TITANS

2001 Results (7-9)		2002 Schedule	
23	Miami	31	9/8 Philadelphia
6	@ Jacksonville	13	9/15 at Dallas
7	@ Baltimore	26	9/22 Cleveland
31	Tampa Bay (OT)	28	9/29 at Oakland
27	@ Detroit	24	10/6 Washington
7	@ Pittsburgh	34	10/13 Jacksonville
28	Jacksonville	24	10/20 Open
10	Baltimore	16	10/27 at Cincinnati
20	@ Cincinnati	7	11/3 at Indianapolis
24	Pittsburgh	34	11/10 Houston
31	@ Cleveland	15	11/17 Pittsburgh
24	@ Minnesota	42	11/24 at Baltimore
26	Green Bay	20	12/1 at N.Y. Giants
13	@ Oakland	10	12/8 Indianapolis
38	Cleveland	41	12/16 New England (Mon.)
21	Cincinnati	23	12/22 at Jacksonville
			12/29 at Houston

### Washington Redskins (Dallas Leads Series 49-33-2)

Year	Site	Winner-Score	Att.
1960	Washington	Washington, 26-14	21,142
1961	Dallas	Tie, 28-28	17,500
1961	Washington	Washington, 34-24	21,451
1962	Dallas	Tie, 35-35	15,730
1962	Washington	Dallas, 38-10	49,888
1963	Washington	Washington, 21-17	40,101
1963	Dallas	Dallas, 35-20	18,838
1964	Dallas	Dallas, 24-18	25,158
1964	Washington	Washington, 28-16	49,219
1965	Dallas	Dallas, 27-7	61,577
1965	Washington	Washington, 34-31	50,205
1966	Washington	Dallas, 31-30	50,927
1966	Dallas	Washington, 34-31	64,198
1967	Washington	Dallas, 17-14	50,566
1967	Dallas	Washington, 27-20	75,538
1968	Dallas	Dallas, 29-20	66,076
1968	Washington	Dallas, 44-24	50,816
1969	Washington	Dallas, 41-28	50,474
1969	Dallas	Dallas, 20-10	56,924
1970	Washington	Dallas, 45-21	50,415
1970	Dallas	Dallas, 34-0	57,936
1971	Dallas	Washington, 20-16	72,000

1971	Washington	Dallas, 13-0	53,041
1972	Washington	Washington, 24-20	53,039
1972*	Dallas	Dallas, 34-24	65,136
1973	Washington	Washington, 26-3	53,129
1973	Washington	Washington, 14-7	54,314
1973	Dallas	Dallas, 27-7	64,458
1974	Washington	Washington, 28-21	54,395
1974	Dallas	Dallas, 24-23	63,243
1975	Washington	Washington, 30-24 (OT)	55,004
1975	Dallas	Dallas, 31-10	61,091
1976	Washington	Dallas, 20-7	55,004
1976	Dallas	Washington, 27-14	59,916
1977	Dallas	Dallas, 34-16	62,115
1977	Washington	Dallas, 14-7	55,031
1978	Washington	Washington, 9-5	55,031
1978	Dallas	Dallas, 37-10	64,905
1979	Washington	Washington, 34-20	55,031
1979	Dallas	Dallas, 35-34	62,867
1980	Washington	Dallas, 17-3	55,045
1980	Dallas	Dallas, 14-10	58,809
1981	Washington	Dallas, 26-10	55,045
1981	Dallas	Dallas, 24-10	64,583
1982	Washington	Dallas, 24-10	54,633
1982*	Washington	Washington, 31-17	55,045
1983	Washington	Dallas, 31-30	55,045
1983	Dallas	Washington, 31-10	65,074
1984	Washington	Washington, 34-14	55,431
1984	Dallas	Washington, 30-28	64,286
1985	Dallas	Dallas, 44-14	62,292
1985	Washington	Dallas, 13-7	55,750
1986	Dallas	Dallas, 30-6	63,264
1986	Washington	Washington, 41-14	55,642
1987	Dallas	Washington, 13-7	60,415
1987	Washington	Washington, 24-20	54,882
1988	Dallas	Washington, 35-17	63,235
1988	Washington	Dallas, 24-17	51,526
1989	Dallas	Washington, 30-7	63,200
1989	Washington	Dallas, 13-3	53,187
1990	Washington	Washington, 19-15	53,804
1990	Dallas	Dallas, 27-17	60,355
1991	Dallas	Washington, 33-31	63,025
1991	Washington	Dallas, 24-21	55,561
1992	Dallas	Dallas, 23-10	63,538
1992	Washington	Washington, 20-17	56,437
1993	Washington	Washington, 35-16	53,345
1993	Dallas	Dallas, 38-3	64,497
1994	Washington	Dallas, 34-7	55,394
1994	Dallas	Dallas, 31-7	64,644
1995	Washington	Washington, 27-23	55,489
1995	Dallas	Washington, 24-17	64,866
1996	Dallas	Dallas, 21-10	64,955
1996	Washington	Washington, 37-10	56,454
1997	Washington	Washington, 16-21	76,159
1997	Dallas	Dallas, 17-14	64,559
1998	Washington	Dallas, 31-10	72,284
1998	Dallas	Dallas, 23-7	63,565
1999	Washington	Dallas, 41-35 (OT)	79,237
1999	Dallas	Dallas, 38-20	64,377
2000	Washington	Dallas, 27-21	84,431
2000	Dallas	Dallas, 32-13	63,467
2001	Dallas	Dallas, 9-7	63,941
2001	Washington	Dallas, 20-14	85,112

2002 Nov. 28 at Dallas

2002 Dec. 29 at Washington

\*NFC Championship Game

#### WASHINGTON REDSKINS

2001 Results (8-8)		2002 Schedule	
3	@ San Diego	30	9/8 Arizona
0	@ Green Bay	37	9/16 Philadelphia (Mon.)
13	Kansas City	45	9/22 @ San Francisco
9	@ N.Y. Giants	23	9/29 Open
7	@ Dallas	9	10/6 @ Tennessee
17	Carolina (OT)	14	10/13 New Orleans
35	N.Y. Giants	21	10/20 @ Green Bay
27	Seattle	14	10/27 Indianapolis
17	@ Denver	10	11/3 @ Seattle
13	@ Philadelphia	3	11/10 @ Jacksonville
14	Dallas	20	11/17 @ N.Y. Giants
20	@ Arizona	10	11/24 St. Louis
6	Philadelphia	20	11/28 @ Dallas (Th.)
15	Chicago	20	12/8 N.Y. Giants
40	@ New Orleans	10	12/15 @ Philadelphia
20	Arizona	17	12/22 Houston
			12/29 Dallas






## Ring of Honor

The Cowboys honor former players and coaches who made outstanding contributions to the club by inducting them into the Ring of Honor at Texas Stadium. Their names and the years of service are prominently displayed in silver on the wall above the Cowboys' bench at Texas Stadium. Members of the Cowboys' Ring of Honor:

### ★ TONY DORSETT ★

Running back, 1977-87. Tony Dorsett finished his career as the second leading rusher in NFL history and played in five NFC Championship Games, two Super Bowls and four Pro Bowls. After guiding the University of Pittsburgh to the 1976 national title and claiming the Heisman Trophy, Dorsett captured rookie of the year honors in 1977. He also holds the NFL record with a 99-yard touchdown run. Inducted into the Ring of Honor in 1994, Dorsett was also elected to the Pro Football Hall of Fame in 1994. Dorsett was inducted into the Ring of Honor at halftime of the Cowboys against Arizona on Oct. 9, 1994.




### ★ BOB HAYES ★

Wide receiver, 1965-74. Bob Hayes led the Cowboys in receptions three times and accumulated 365 receptions for 7,295 receiving yards during his 10-year career. His 71 career touchdown receptions remains the Cowboys club record. Hayes also registered remarkable career numbers for average yards-per-catch (20.0) and average yards-per-punt return (11.1). He was a three-time Pro Bowl selection (1965-1967), while earning All-Pro recognition four times (1965-1968). One of the greatest sprinters in the history of international track and field, Hayes joined the Cowboys with the title of "World's Fastest Human" after winning the Olympic gold medal in the 100 meters in Tokyo in 1964. Hayes was inducted into the Ring of Honor at halftime of the Cowboys against San Diego on Sept. 23, 2001.



### ★ CHUCK HOWLEY ★

Linebacker, 1961-73. When Chuck Howley retired in 1973, Tom Landry said "I don't know that I've seen anybody better at linebacker than Howley." A six-time All-Pro, Howley was the most valuable player in Super Bowl V. The Cowboys traded for Howley, who was drafted by Chicago in 1958. He was an All-America center at West Virginia. A six-time Pro Bowl selection, Howley was inducted into the Ring of Honor at halftime of the Cowboys against Detroit, Oct. 30, 1977.






## ★ LEE ROY JORDAN ★

Linebacker, 1963-76. The inspirational leader of the Cowboys' first championship teams was Lee Roy Jordan. The Cowboys' first-round draft choice in 1963 following an All-America career at Alabama, Jordan anchored the "Doomsday Defense" from his middle linebacker position for 14 years. He was named to the Pro Bowl five times and All-Pro twice. Jordan was inducted into the Ring of Honor at halftime of the Cowboys against Arizona on Oct. 29, 1989.

## ★ TOM LANDRY ★

Head Coach, 1960-88. The first head coach of the Cowboys, Tom Landry led Dallas to two Super Bowl wins and five NFC titles in his 29 years at the Cowboys helm. He compiled a career record of 270-178-6, the third most wins in NFL history, and was elected to the Pro Football Hall of Fame in 1990. Landry was inducted into the Ring of Honor at halftime of the Cowboys against N.Y. Giants on Nov. 7, 1993.




## ★ BOB LILLY ★


Defensive tackle, 1961-74. Nicknamed "Mr. Cowboy," Bob Lilly was the franchise's first draft choice in 1961, the first name in the Ring of Honor in 1975 and its first inductee into the Pro Football Hall of Fame in 1980. A seven-time All-Pro, Lilly was named to a club-record 11 Pro Bowls. He was a two-time All-SWC pick and an All-America at Texas Christian University before being drafted by Dallas. Lilly was inducted into the Ring of Honor at halftime of the Cowboys against Philadelphia on Nov. 23, 1975.

## ★ DON MEREDITH ★

Quarterback, 1960-68. Don Meredith led the Cowboys to their first winning season and their first NFL Championship Game in 1966. Signed by Clint Murchison, Jr. before Dallas was granted its NFL franchise, "Dandy Don" played in two Pro Bowls and was named NFL Player of the Year in 1966. A two-time All-America at SMU, Meredith was inducted into the Ring of Honor at halftime of the Cowboys against N.Y. Giants on Nov. 7, 1976.








## ★ DON PERKINS ★

Running back, 1961-68. Don Perkins was the first Cowboys player to rush for more than 6,000 yards. A six-time Pro Bowl selection, Perkins finished among the top 10 NFL rushers in each of his eight seasons. He was named NFL Rookie of the Year in 1961 and All-Pro in 1962. Perkins was signed before Dallas was granted its NFL franchise. A three-time All-Skyline pick at New Mexico, Perkins was inducted into the Ring of Honor at halftime of the Cowboys against N.Y. Giants on Nov. 7, 1976.


## ★ MEL RENFRO ★

Defensive back, 1964-77. Mel Renfro was named to the Pro Bowl his first 10 seasons in the NFL. He is the club's all-time interceptor with 52 and kickoff returner with a 26.4-yard career average. Renfro was drafted in the second round in 1964 after a career as an All-America halfback and world class sprinter at Oregon. A five-time All-Pro, Renfro was inducted into the Ring of Honor at halftime of the Cowboys against Miami, Oct. 25, 1981. In 1996 Renfro was elected to the Pro Football Hall of Fame.




## ★ ROGER STAUBACH ★

Quarterback, 1969-79. Roger Staubach led the Cowboys to six NFC Championship Games, four Super Bowls and two Super Bowl titles. A great clutch performer, Staubach led Dallas to comeback victories 23 times, 14 in the last two minutes or overtime. A five-time Pro Bowler, he was drafted by Dallas in 1964 after winning the Heisman Trophy and Maxwell Award at the Naval Academy. Staubach was inducted into the Ring of Honor at halftime of the Cowboys against Tampa Bay, Oct. 9, 1983. Roger was elected to the Pro Football Hall of Fame in 1985.



## ★ RANDY WHITE ★

Defensive tackle, 1975-88. A nine-time Pro Bowler during his 14 years with Dallas, Randy White established a club-record with eight straight All-Pro selections. White was co-MVP (with teammate Harvey Martin) in the Cowboys' Super Bowl XII victory over Denver. A consensus All-America defensive end for Maryland in 1974, White won both the Outland Trophy and the Vince Lombardi Awards. White was inducted into the Ring of Honor at halftime of the Cowboys against Arizona on Oct. 9, 1994. Randy was also elected to the Pro Football Hall of Fame in 1994.





## Cowboys in the Hall of Fame

Seven members of the Pro Football Hall of Fame in Canton, Ohio, have been elected based on their accomplishments with the Cowboys—Bob Lilly in 1980, Roger Staubach in 1985, Tom Landry in 1990, Tex Schramm in 1991, Tony Dorsett and Randy White in 1994 and Mel Renfro in 1996.



74

### ★ BOB LILLY ★ Defensive Tackle, 1961-74

Before earning the nickname "Mr. Cowboy", Bob Lilly was the first player ever drafted by the Dallas Cowboys in 1961. So it is fitting that Lilly not only became the first Cowboys player inducted into the Ring of Honor in 1975, but also became the franchise's first player inducted into the Pro Football Hall of Fame in 1980.

During the course of 14 seasons with the Cowboys, Lilly was named Rookie of the Year in 1961, was selected to the Pro Bowl a club-record 11-times – 10 consecutive selections between 1964-74 – was named to the All-Pro team seven times and played in two Super Bowls, including the club's very first Super Bowl victory, 24-3 over Miami in Super Bowl VI.

As the foundation of the famed "Doomsday Defense", Lilly's intensity was readily apparent in an infamous scene after the Cowboys' Super Bowl V loss to the Baltimore Colts when he ripped his helmet off and hurled it into the air. The following year, the Lilly-led Cowboys defense held Miami to only a field goal in Super Bowl VI, the fewest points ever given up in Super Bowl history.

"The competition is what I love," Lilly once said. "That makes me a lot more intense. Personalities don't enter into it at all. My objective is to get the man with the ball. Nobody better get in my way."

Lilly is the Cowboys' all-time leader in consecutive games played at 196, is tied for second with 14 seasons played and second all-time with 194 games started. Lilly led the Cowboys in sacks three consecutive years, beginning with his rookie season.

"A man like that comes along once in a lifetime," late Cowboys head coach Tom Landry said in 1972. "He is something a little bit more than great. Nobody is better than Bob Lilly."

Lilly was a two-time All-American defensive end at Texas Christian University and a two-time all-Southwest Conference team selection.

Born July 26 1939, in Olney, Texas.

#### Lilly's Accomplishments:

- ★ 11-Time Pro Bowl (Franchise Record)
- ★ 7-Time All-Pro
- ★ NFL 75th Anniversary Team
- ★ AFL-NFL 25-year Anniversary Team
- ★ National Football Foundation Hall of Fame
- ★ Super Bowl VI Title
- ★ 2 NFC Titles
- ★ 4 Eastern Conference Titles
- ★ November 23, 1975 declared "Bob Lilly Day" in Dallas, Texas
- ★ College Football Hall of Fame

### ★ ROGER STAUBACH ★ Quarterback, 1969-79

12



Good things come to those who wait, and certainly the Dallas Cowboys' patience in the mid-60's was supremely rewarded, landing one of the best players in franchise history because they were willing to wait for Roger Staubach to fulfill his military commitment.

For that five years of patience, the Cowboys landed the guy who became better known as "Roger The Dodger" over the next 11 years when he was selected to six Pro Bowls – including five consecutively – and was named the NFL Players Association Most Valuable Player in 1971. Staubach led the NFL in passing four times and was selected to the All-NFC team four times.

"He is one of the finest to ever play the game," Green Bay Packers Quarterback Bart Starr once said of Staubach. "I think if I had some of that Staubach competitiveness, I'd have been much better."

Staubach, the 1963 Heisman Trophy winner, was drafted by the Dallas Cowboys in 1964 from the Naval Academy, but did not join the team until 1969 due to his Navy commitment. Former president and general manager Tex Schramm signed Staubach to a futures contract in a hotel room in 1964, actually scribbling





out the details on a legal-sized tablet that would have Staubach paid annually to participate in training camp practices when he had enough leave built up.

The 1963 Heisman Trophy winner showed up in Dallas as a 27-year-old rookie, but in those 11 seasons still managed carve out the franchise's all-time leading quarterback rating of 83.42 and became a four-time NFL passing champion. But Staubach almost became better known for his scrambling ability, and to this day ranks eighth on the Cowboys' all-time rushing list with 2,264 yards.

Staubach owns the second most passing yards in club history, 22,700, and his 3,586 in 1979 still ranks as the second most passing yards in a single season for the Cowboys. He also still leads the club with a career average of 7.67 yards per attempt and his three, 300-yard passing performances in 1979 has him tied for the single-season lead with Don Meredith and Danny White.

Staubach also become known as "Captain Comeback" for his 23 fourth-quarter come-from-behind victories in regular season and playoff games, including 14 in the final two minutes or overtime. Never was this more apparent than in a 1975 playoff game against the Minnesota Vikings when Staubach connected with wide receiver Drew Pearson on a desperation 50-yard "Hail Mary" touchdown pass that knocked the Vikings out of the playoffs.

"You could never defeat Roger mentally or physically," late Cowboys head coach Tom Landry said in 1983. "He was like that in a game, in practice, or in the business world."

Staubach ended his Cowboys career with four Super Bowl appearances, including wins in Super Bowls VI and XII. In Super Bowl VI, Staubach was named the game's Most Valuable Player.

Following the 1979 season, Staubach retired, fearing the after-effects of recurring concussions.

In 1983, Staubach became the sixth member of the Dallas Cowboys Ring of Honor and two years later was inducted into the Pro Football Hall of Fame.

Born Feb. 5, 1942, in Cincinnati, Ohio.

#### Staubach's Accomplishments:

- ★ 6-Time Pro Bowl
- ★ 4-Time NFL Passing Champion
- ★ MVP of Super Bowl VI
- ★ Super Bowl VI and XII Titles
- ★ 5 NFC Titles
- ★ 7 Division Titles
- ★ 1979 Byron "Whizzer" White Award
- ★ 1971 NFL Players Association Most Valuable Player
- ★ 1971 Bert Bell Award
- ★ 1975 Vince Lombardi Sportsman of the Year
- ★ 1963 Heisman Trophy
- ★ 1963 Walter Camp Memorial Trophy
- ★ 1965 Naval Academy Athletic Association Sword

#### Staubach's Career Passing Statistics

Year	G	Att	Comp	Comp %	Yds	YPA	TD	Int	Rating
1969	16	47	23	48.9	421	8.96	1	2	69.5
1970	18	82	44	53.7	542	6.61	2	8	42.9
1971	13	211	126	59.7	1882	8.92	15	4	104.8
1972	14	20	9	45.0	98	4.90	0	2	20.4
1973	14	286	179	62.6	2,428	8.49	23	15	94.6
1974	14	360	190	52.8	2,552	7.09	11	15	68.4
1975	13	348	198	56.9	2,666	7.66	17	16	78.5
1976	14	369	208	56.4	2,715	7.36	14	11	79.9
1977	14	361	210	58.2	2,620	7.26	18	9	87.0
1978	15	413	231	55.9	3,190	7.72	25	16	84.9
1979	16	461	267	57.9	3,586	7.78	27	11	92.3
Total	131	2,958	1,685	57.0	22,700	7.67	153	109	83.4

#### Staubach's Career Rushing Statistics

Year	Att	Yds	Avg	TD	Fum
1969	15	60	4.0	1	2
1970	27	221	8.2	0	4
1971	41	343	8.4	2	6
1972	6	45	7.5	0	1
1973	46	250	5.4	3	5
1974	47	320	6.8	3	7
1975	55	316	5.7	4	5
1976	43	184	4.3	3	4
1977	51	171	3.4	3	8
1978	42	182	4.3	1	5
1979	37	172	4.6	0	8
Total	410	2,264	5.5	20	55



## ★ TOM LANDRY ★ Head Coach, 1960-88

Tom Landry paced the sidelines as the "only head coach" in Dallas Cowboys history for 29 years in his trademark fedora. By the time Landry's coaching career ended following the 1988 season, he had compiled a 270-178-6 record, the third most wins in NFL history.

That distinguished career was good enough for Landry to gain entry into the Pro Football Hall of Fame in 1990 and the Cowboys Ring of Honor in 1993, thanks to leading the Cowboys to two Super Bowl titles, five Super Bowl appearances, five NFC Championships, 13 division titles and an incredible 20 consecutive winning seasons.

"This team has always played for me," Landry said. "That was the key to why I continued coaching. If they wouldn't play for me, I would have been out a long time ago. They always played hard and tried hard."

Landry's head coaching career did not start out very smoothly, coming over from the N.Y. Giants staff to take over the expansion Cowboys in 1960. That first year ended with an 0-11-1 in 1960, the tie coming against Landry's former team the Giants, preventing the Cowboys from going winless. The Cowboys went on to suffer through losing seasons in the first five years, before going 7-7 in 1965.

But from that point on, Landry turned the franchise into "America's Team," the Cowboys reeling off 20 consecutive winning seasons from 1966-85, one of the longest winning streaks in all of professional sports.

As a player-coach with the Giants before coming to the Cowboys, Landry helped to develop what would eventually become a base defense in the NFL, the 4-3. It was innovations like this that caught the attention of Cowboys owner Clint Murchison Jr. and president Tex Schramm when it came time to select the franchise's first head coach.

As head coach of the Cowboys, Landry introduced more innovations to the game, including offensive motion. Very seldom did the Cowboys run a play from the formation they initially lined up in after breaking the huddle. Landry brought back the shotgun formation, popularized situational substitutions and concocted the "Flex" defense.

Walking the sidelines characteristically stoic, Landry was always thinking a couple of plays ahead and what the long-term effects of each play he called might be. He coached football as if it were a chess match, positioning his team in the best way to win in the end. And in the end, no one coached with more success for a longer period of time than Landry.

That success was the impetus for Landry's induction into Pro Football Hall of Fame less than two years after he coached his last game.

"I think it's always good to have recognition for success," Landry said at the time. "That's what athletics is all about: achieving. Winning seasons. Super Bowls. Individual honors. It makes the kids look up and think of a time they might be up there."

The legendary coach, born Sept. 11 1924 in Mission, Texas, died Feb. 12, 2000 of leukemia.

### Landry's Accomplishments:

- ★ 20 Consecutive Winning Seasons (1966-85)
- ★ Super Bowl VI and XII Titles
- ★ 2 NFL Championship game appearances
- ★ 5 NFC Titles
- ★ 13 Divisional Titles
- ★ 1966 NFL Coach of the Year
- ★ 1975 NFC Coach of the Year





## Landry's Career Statistics

Year	W	L	T	Pct	Place	Playoff
1960	.0	11	1	.000	7 NFL-E	-
1961	.4	9	1	.308	6 NFL-E	-
1962	.5	8	1	.385	5 NFL-E	-
1963	.4	10	0	.286	5 NFL-E	-
1964	.5	8	1	.385	5 NFL-E	-
1965	.7	7	0	.500	2 NFL-E	-
1966	.10	3	1	.769	1 NFL-E	**0-1
1967	.9	5	0	.643	1 NFL-Cap	**1-1
1968	.12	2	0	.857	1 NFL-Cap	0-1
1969	.11	2	1	.846	1 NFL-Cap	0-1
1970	.10	4	0	.714	1 NFC-E	*2-1
1971	.11	3	0	.786	1 NFC-E	*3-0
1972	.10	4	0	.714	2 NFC-E	1-1
1973	.10	4	0	.714	1 NFC-E	1-1
1974	.8	6	0	.571	3 NFC-E	-
1975	.10	4	0	.714	2 NFC-E	*2-1
1976	.11	3	0	.786	1 NFC-E	0-1
1977	.12	2	0	.857	1 NFC-E	*3-0
1978	.12	4	0	.750	1 NFC-E	*2-1
1979	.11	5	0	.688	1 NFC-E	0-1
1980	.12	4	0	.750	2 NFC-E	2-1
1981	.12	4	0	.750	1 NFC-E	1-1
1982	.6	3	0	.667	2 NFC**	2-1
1983	.12	4	0	.750	2 NFC-E	0-1
1984	.9	7	0	.563	4 NFC-E	-
1985	.10	6	0	.625	1 NFC-E	0-1
1986	.7	9	0	.438	3 NFC-E	-
1987	.7	8	0	.467	2 NFC-E	-
1988	.3	13	0	.188	5 NFC-E	-
Total	.250	162	6	.605		20-16

\* Super Bowl Appearance

\*\* NFL Championship Game Appearances

\*\*\* NFL strike-shortened season

## ★ TEX SCHRAMM ★

### Cowboys President and General Manager 1959-1989

Texas Earnest Schramm, better known as "Tex," rose to Professional Football Hall of Fame status during his 29 seasons as president and general manager of the Dallas Cowboys, turning a 1960 expansion franchise in Dallas into "America's Team."

With Schramm overseeing the birth and growth of the Cowboys organization, the team reached five Super Bowls, winning two, and compiled an NFL-record 20 consecutive winning seasons, one of the longest such streaks in all of professional sports.

Along the way, Schramm pioneered such revolutionary ideas as creating the Dallas Cowboys Cheerleaders, the first of their kind in professional football; bringing the NFL to the nation on Thanksgiving Day; developing the Cowboys' Ring of Honor; spearheading the involvement of instant replay in the officiating of the game; giving the head referee a microphone for penalty announcements; shortening the play-clock; and helping to develop the wild-card playoff system.

His position as chairman of the NFL Competition Committee from 1966 to 1988 aided his innovative efforts. Schramm's impact on the league was widespread, and probably his most cherished legacy since the one-time TV-exec at CBS who first came up with the idea of televising the Winter Olympics in 1960 from Squaw Valley was such a firm believer in preserving and making history.

Maybe Schramm's most significant accomplishment in the NFL was coordinating the merger of the established NFL and the fledgling American Football League in 1966, holding what amounted to as secret meetings with Kansas City Chiefs owner Lamar Hunt at the insistence of NFL Commissioner Pete Rozelle. The merger of the two warring leagues led to what became known as the Super Bowl, and when the leagues combined in 1970, the most powerful sports league in the world.

After Schramm departed the Cowboys in 1989 once Jerry Jones bought the club, he went international, becoming president of the upstart World League of American Football, later to become known as NFL Europe. He was inducted in to the Hall of Fame in 1991.

"I'm not one of the great athletes like the men behind me," a jubilant Schramm said during his Hall of Fame induction speech. "But I'm thrilled to be standing in front of them. Many of the men in here were my heroes. To be rubbing shoulders with them, it's beyond my comprehension."





In all, Schramm spent 44 years of his life in professional football, starting as a sportswriter for the Austin American-Statesman in 1947 – a natural step for the California-born Schramm who earned a bachelor's degree in journalism from the University of Texas. Before going to CBS for a brief period (1957-59) and then being hired by Clint Murchison in 1959 to oversee the startup of the Dallas expansion franchise, Schramm spent 10 seasons with the Los Angeles Rams (1947-56). It was then Schramm first came in contact with Rozelle, actually hiring him to be the Rams' public relations director.

Born June 2, 1920, San Gabriel, Calif.

#### Schramm's Accomplishments:

- ★ 1991 Pro Football Hall of Fame Inductee
- ★ 1977 Bert Bell Memorial Award
- ★ 1978 Executive of the Year
- ★ 23-year member of NFL Competition Committee
- ★ Super Bowl VI and XII Titles
- ★ 5 Conference Championships
- ★ 13 Division Titles



33

### ★ TONY DORSETT ★ Running Back, 1977-87

Tony Dorsett arrived in Dallas in 1977 via a draft-day deal the Cowboys swung with the Seattle Seahawks for the sole intention of selecting the Heisman Trophy winner from the University of Pittsburgh. Then Cowboys president and General Manager Tex Schramm paid what seemed like a bundle for the right to draft Dorsett: One first-round, and three second-round choices.

As his 11-career turned out in Dallas, a steal of a deal for an eventual Pro Football Hall of Fame player.

The Dorsett deal paid dividends in his very first year with the Cowboys, the four-time All-American picking up where he left off in college, rushing for 1,007 yards to earn NFL Offensive Rookie of the Year honors and set the rushing bar for rookie running backs in Dallas.

"A lot of the people said I wouldn't last in this league," Dorsett said in 1987. "I was the skinny little kid from Aliquippa, Pa., who wasn't supposed to make it."

Dorsett did make it, in fact he became one of the greatest running backs in NFL history. On Sept. 26, 1988 while playing his final NFL season with the Denver Broncos, Dorsett moved into second place on the NFL all-time rushing list with 12,306 rushing yards, and eventually finished his career with 12,739 yards. At the time, Dorsett trailed only Walter Payton when he retired after suffering a knee injury the following summer, but now ranks fifth behind Payton, Emmitt Smith, Barry Sanders and Eric Dickerson.

By the time Dorsett completed his 12-year career, he had collected a victory in Super Bowl XII, four Pro Bowl selections, one All-Pro honor and three All-NFC selections.

One of the most notable moments of Dorsett's career came on Jan. 2, 1983, before a Monday Night Football television audience playing against the Minnesota Vikings. Dorsett received a handoff from quarterback Danny White and proceeded to run 99-yards for a touchdown, thus recording an unbreakable NFL record. Dorsett's greatest season came in 1981 when he rushed for 1,646 yards, a franchise record at the time, a total that now ranks third to only Emmitt Smith's two, 1700-yard seasons.

"When he came to us, we hadn't had a strong running attack for about three years," Hall of Fame quarterback Roger Staubach once said. "Tony Dorsett is one of the greatest backs in NFL history."

Dorsett was the Heisman Trophy winner in 1976 and was the first Pitt football player to have his jersey retired. Dorsett left Pitt as a four-time All-American and four-time 1,000-yard rusher. His final collegiate highlight was a 27-3 victory over Georgia in the Sugar Bowl to claim the national title.

In 1994 Dorsett became the ninth Cowboys player inducted into the Ring of Honor, and that same year he was inducted into the Pro Football Hall of Fame.

Born April 7, 1954, in Rochester, Pa.

#### Dorsett's Accomplishments:

- ★ 4-Time Pro Bowl
- ★ 1-Time All-Pro
- ★ NFL Offensive Rookie of the Year
- ★ 3 All-NFC selections
- ★ Super Bowl XII Title
- ★ NFL Record 99-yard TD Run (Jan. 3, 1983 at Minnesota)
- ★ 5th All-Time NFL Career Rushing (12,739)
- ★ 3rd All-Time Franchise Career Points (516)
- ★ 2nd All-Time Franchise Career Touchdowns (86)
- ★ 2nd All-Time Franchise Career Rushing Yards (12,036)
- ★ 1st All-Time Franchise Rookie Rushing Yards (1,007)
- ★ 1976 Heisman Trophy (University of Pittsburgh)





## Dorsett's Career Statistics

Year	G	Att	Rushing			Rec	Receiving		
			Yds	Avg	TD		Yds	Avg	TD
1977 (Dallas)	14	208	1,007	4.8	12	29	273	9.4	1
1978 (Dallas)	16	290	1,325	4.6	7	37	378	10.2	2
1979 (Dallas)	14	250	1,107	4.4	6	45	375	8.3	1
1980 (Dallas)	15	278	1,185	4.3	11	34	263	7.7	0
1981 (Dallas)	16	342	1,646	4.8	4	32	325	10.2	2
1982 (Dallas)	9	177	745	4.2	5	24	179	7.5	0
1983 (Dallas)	16	289	1,321	4.6	8	40	287	7.2	1
1984 (Dallas)	16	302	1,189	3.9	6	51	459	9.0	1
1985 (Dallas)	16	305	1,307	4.3	7	46	449	9.8	3
1986 (Dallas)	13	184	748	4.1	5	25	267	10.7	1
1987 (Dallas)	12	130	456	3.5	1	19	177	9.3	1
1988 (Denver)	16	181	703	3.9	5	16	122	7.6	0
Totals	173	2,936	12,739	4.3	77	398	3,554	8.9	13

★ RANDY WHITE ★  
Defensive Tackle, 1975-88

54



Randy White came to the Cowboys from the University of Maryland as the No. 2 pick in the 1975 NFL Draft. Before his career was over, 14 years later, he would become known as the "Manster" – half man, half defensive monster – setting numerous franchise records as the heart-and-soul of the famed "Doomsday Defense".

White struggled in his first two years with the Cowboys when then head coach Tom Landry moved White from his familiar defensive tackle position to linebacker. But, after Landry moved White back to right tackle in 1977, White became one of the NFL's most dominating defensive linemen and a coveted co-Super Bowl MVP.

"Coming out of college a lot was expected of me," White said. "But I never did feel comfortable playing linebacker. Those first two years I was fighting for my life out there. Then they switched me to defensive tackle, where I was a lot more comfortable and from there my career took off."

White played 14 seasons, tying him for second all-time in franchise history, and he set a franchise record with eight All-Pro selections. White also was selected to nine Pro Bowls, ranking third in franchise history for Pro Bowl appearances. White's 16 sacks in 1978 rank third in franchise history for a single season, and he still remains third all-time in career tackles with 1,104 and second with 701 career solo tackles.

"His performances range anywhere from spectacular to spectacular," Landry once said. "He could out-match anybody's intensity from game to game."

In his career, White played in six NFC Championship Games and three Super Bowls, claiming victory in Super Bowl XII and co-MVP honors with teammate Harvey Martin. Even more astounding, White only missed one game in his 14-year career.

In 1994, White was inducted into the Ring of Honor with teammate Tony Dorsett, the same year he was inducted into the Pro Football Hall of Fame.

"Any honor I receive is a reflection on the great teammates and coaches I had in my career," White said. "There's a real special group of guys with the Cowboys, and to be a part of that was a great honor."

Born Jan. 15, 1953, in Pittsburgh, Pa.

## White's Accomplishments:

- ★ 9-Time Pro Bowl
- ★ 8-Time All-Pro
- ★ Co-MVP Super Bowl XII
- ★ 1978 Defensive Player of the Year
- ★ 1982 NFL Defensive Lineman of the Year
- ★ Super Bowl XII Title
- ★ 3 NFC Titles
- ★ 5 Division Titles
- ★ 2nd Franchise History Career Solo Tackles (701)
- ★ 3rd Franchise History Career Combined Tackles (1,104)
- ★ 3rd Franchise History Games Played (209)
- ★ Outland Trophy- University of Maryland
- ★ Lombardi Trophy- University of Maryland



## White's Career Statistics

Year	Games	Tackles		Total	Sacks	Fum. Rec.
		Solo	Asst.			
1975	14	13	6	19	7.0	2
1976	14	25	17	42	6.0	1
1977	14	70	48	118	13.0	2
1978	16	75	48	123	16.0	0
1979	15	50	41	91	5.0	1
1980	16	56	32	88	6.5	0
1981	16	61	33	94	8.5	0
1982	9	22	21	43	2.5	1
1983	16	67	33	100	12.5	1
1984	16	81	27	108	12.5	0
1985	16	61	34	95	10.5	0
1986	16	73	30	103	6.5	2
1987	15	39	25	64	6.0	0
1988	16	8	8	16	1.5	0
Total	209	701	403	1,104	111.0	10



20

★ MEL RENFRO ★  
Defensive Back, 1965-77

Mel Renfro first came to the Cowboys a highly-acclaimed running back out of the University of Oregon. But Cowboys head coach Tom Landry saw Renfro as a defensive back when they selected him in the second round of the 1964 draft.

And what a defensive back he was, becoming arguably the best safety-cornerback during his 14-year career to ever play for the Cowboys, and one of the best to ever play in the NFL. His 52 career interceptions and 26.4-yard career kick-off-return average still stand as team records, both a tribute to his running ability.

The NFL certainly got to know Renfro in a hurry, having been elected to the Pro Bowl in each of his first 10 seasons in the NFL – the first six at free safety and the final four at cornerback. His 10 Pro Bowl appearances is second to only Bob Lilly's 11 for the Cowboys.

On top of his 10 Pro Bowls, Renfro was a four-time All-Pro, playing in four Super Bowls and eight NFC Championships. He became the fifth member of the exclusive Ring of Honor in 1981, and was finally elected to the Pro Football Hall of Fame in 1996 in his 14th year of eligibility.

Renfro's 14 seasons with the Dallas Cowboys ties him for second in club history, just one shy of the record.

While at Oregon, Renfro led the team in rushing three consecutive years and was a two-time All-American. Despite coming to the NFL as an acclaimed runner, Renfro only ran the ball eight times during his career, all in 1966. Landry saw a free safety first, Renfro spending his first six seasons at safety and the final eight at corner.

In the middle of Renfro's All-Pro 1969 season, Landry was uncharacteristically complimentary toward one of his players, calling him "the best in the league at free safety."

But the Cowboys certainly figured out a way to capitalize on Renfro's running ability, having him return punts and kickoffs early in his career. He led the NFL in kickoff and punt returns his rookie season, and had seven interceptions, returning one for a touchdown. Renfro still is tied for the franchise lead with two career touchdown returns, and his 30-yard kick-off return average in 1965 still remains as the single-season high.

But it was interceptions Renfro was best known for during his career. In his first six years at free safety, Renfro totaled 30 interceptions. His interception totals declined somewhat when Landry moved him to cornerback for good in 1970. The decline had more to do with quarterbacks' reluctance to throw his way than any diminishing skills or quickness. His 626 interception return yards still stands as a career record for the Cowboys.

That 1971 Pro Bowl possibly was the greatest indication of Renfro's all-round ability. Not only did he play cornerback, but he also returned two punts for touchdowns, leading the NFC to a 27-6 win and earning the game's Most Valuable Player award.

Born Dec. 30, 1941, in Houston, Texas.

## Renfro's Accomplishments:

- ★ 4-Time All-Pro
- ★ 10-Time Pro Bowl
- ★ 3-Time All-NFC
- ★ Cowboys Career Record 52 interceptions
- ★ Cowboys Career Record 26.4-yard kickoff-return average
- ★ Cowboys Career Record 626 interception return yards
- ★ Super Bowl VI and XII Titles
- ★ 4 NFC Championships
- ★ 9 Division Titles
- ★ Consensus All-American, 1962





## Renfro's Career Statistics

Kickoff Returns						Punt Returns					
Year	Ret	Yds	Avg	Long	TD	Ret	Yds	Avg	Long	TD	Tot TD
1964	40	1017	25.4	64	0	32	418	13.1	69	1	1
1965	21	630	30	100	1	24	145	6.0	35	0	1
1966	19	487	25.6	87	1	21	123	5.9	38	0	1
1967	5	112	22.4	30	0	3	-1	-0.3	7	0	0
1968	0	0	-	-	-	0	0	-	-	-	-
1969	0	0	-	-	-	15	80	5.3	34	0	0
1970	0	0	-	-	-	13	77	5.9	29	0	0
1971	0	0	-	-	-	0	0	-	-	-	-
1972	0	0	-	-	-	0	0	-	-	-	-
1973	0	0	-	-	-	0	0	-	-	-	-
1974	0	0	-	-	-	1	0	0.0	0	0	0
1975	0	0	-	-	-	0	0	-	-	-	-
1976	0	0	-	-	-	0	0	-	-	-	-
1977	0	0	-	-	-	0	0	-	-	-	-
TOTALS	85	2246	26.4	100	2	109	842	7.7	69	1	3

Rushing						Receiving				
Year	Att	Yds	Avg	Long	TD	Rec	Yds	Avg	Long	Tot TD
1966	8	52	6.5	27	0	4	65	16.3	42	0

Fum.				Interceptions			
Year	Rec.	TD	Int	Yds	Avg	TD	
1964	4	1	7	110	15.7	1	
1965	3	1	2	92	46	1	
1966	2	1	2	57	28.5	0	
1967	0	0	7	38	5.4	0	
1968	0	0	3	5	1.7	0	
1969	2	0	10	118	11.8	0	
1970	1	0	4	3	0.8	0	
1971	0	0	4	11	2.8	0	
1972	0	0	1	0	0.0	0	
1973	0	0	2	65	32.5	1	
1974	0	0	1	6	6	0	
1975	0	0	4	70	17.5	0	
1976	0	0	3	23	7.7	0	
1977	0	0	2	28	14	0	
Total	12	3	52	626	12	3	

\*Official tackle and sack stats not tabulated until 1979.



# Historical Highlights

## 1960

**LANDRY HIRED** – Clint Murchison, Jr., and Bedford Wynne sign N.Y. Giants defensive assistant Tom Landry to a personal services contract on Dec. 27, 1959, with the intention of naming him head coach once they are awarded an expansion franchise by the NFL.

**NFL FRANCHISE** – Clint Murchison, Jr., and Bedford Wynne were awarded an expansion franchise in the NFL at the annual league meeting in Miami Beach, Fla. The Cowboys were to play as a "swing" team, playing every other team one time during the first season, although listed in the Western Conference standings (January 28).

**COWBOYS STOCKED** – A player pool was set up in the league meeting in Los Angeles, with each of 12 NFL teams freezing 25 names on its roster and the Cowboys allowed to pick three from each team for a total of 36 veterans. Dallas, once given the list, had to select its 36 players within 24 hours (March 13).

**TRAINING STARTS** – Rookies report to first Cowboys camp at Pacific University in Forest Grove, Oregon (July 9).

**FIRST PRE-SEASON GAME** – The Cowboys, less than six months in existence, get their first test and drop a 16-10 preseason game to San Francisco in Seattle (August 6).

**FIRST HOME GAME** – In their Dallas debut, in the Salesmanship Club preseason game, the Cowboys led the world champion Baltimore Colts into the final minute before a 62-yard pass from Johnny Unitas to Lenny Moore gave the Colts a 14-10 victory (August 19).

**FIRST VICTORY** – In a preseason game at Louisville, KY, the Cowboys beat the New York's Giants, 14-3, with Frank Clarke catching touchdown passes for 73 yards (Eddie LeBaron) and 74 yards (Don Meredith) (August 27).

**FIRST LEAGUE GAME** – In their first league game, Dallas fell to Pittsburgh, 35-28, with Bobby Layne leading a fourth-period Steelers rally (Sept. 24, Saturday night).

**STREAK SNAPPED** – Dallas snaps a 10-game loss streak by tying New York, 31-31, at Yankee Stadium (Dec. 4).

## 1961

**TRAINING STARTS** – Rookies launch training at new campsite – St. Olaf College in Northfield, Minn. (July 9).

**FIRST LEAGUE WIN** – Scoring 10 points in the final 56 seconds, the Cowboys score their first NFL victory, 27-24, over Pittsburgh in the '61 league opener in the Cotton Bowl. Allen Green's 27-yard field goal on the game's final play won it before 23,500 spectators (Sept. 17).

## 1962

**TRAINING STARTS** – Team begins training at new campsite – Northern Michigan College in Marquette, Mich. (July 13).

**PENALTY HISTORY** – For the first time in anyone's memory in an NFL game, points were awarded for a penalty. The Cowboys were holding in the end zone on a 99-yd. TD pass from LeBaron to Clarke, and Pittsburgh was awarded a safety. The Steelers eventually won, 30-28 (Sept. 23).

**100-YARD FIRSTS** – Cowboys' Amos Marsh returned a kickoff 101 yards and Mike Gaechter returned a pass interception 100 yards, both plays for fourth-quarter TDs in a 41-19 win over Philadelphia in Dallas. It was the first time in NFL history that two 100-yard runs had been made in the same game, much less by the same team in the same quarter (Oct. 14).

## 1963

**SHIFT TO KANSAS CITY** – The rival Dallas Texans of the AFL announce they are moving the franchise to Kansas City (Feb. 8).

**CALIFORNIA TRAINING SITE** – The Cowboys open training at California Lutheran College in Thousand Oaks, Calif. (July 12).

**HOWTON SETS RECORD** – Bill Howton broke Don Hutson's all-time receiving mark with a 14-yard catch at Washington. Hutson's record was 7,991 yards and the catch gave Howton an even 8,000 yards (Sept. 29).





## 1964

**LANDRY CONTRACT** – With one year to go on his original contract, Tom Landry is signed to a 10-year extension, in effect giving him an 11-year pact, possibly the longest in major pro sports history (Feb. 5).

## 1965

**FIRST SELLOUT** – An overflow crowd of 76,251 jams the Cotton Bowl for the Cleveland game, notching the team's first home sellout. Cleveland won, 24-17 (Nov. 21).

## 1966

**PLAYOFF BOWL** – After defeating New York, 38-20, in the season finale (and winning five of their last seven games) to get into the Playoff Bowl at Miami, the Cowboys fall to Baltimore, 35-3 (Jan. 15).

**MERGER** – Peace comes to pro football with Cowboys General Manager Tex Schramm completing two months of negotiations with AFL's Lamar Hunt, merging the two leagues under the NFL banner (June 8).

**SCHRAMM ELEVATED** – Texas E. Schramm, Vice-President and General Manager of the Cowboys from the beginning, was named President of the club by Owner Clint Murchison, Jr., who retained the title of Chairman of the Board.

**NEELY CASE SOLVED** – Dallas and Houston reached agreement in the Ralph Neely case. Neely remained with Dallas with Houston receiving the Cowboys Nos. 1, 2 and two fifth round picks in the 1967 draft (Nov. 17).

**THE CHAMPIONSHIP** – The Cowboys won their first championship, capturing the Eastern Conference title with a 10-3-1 record, but lost the NFL Championship Game to Green Bay, 34-27.

## 1967

**TEXAS STADIUM** – On Dec. 23, Owner Clint Murchison, Jr., formally announced plans to build Texas Stadium in suburban Irving. The stadium, to be financed through a bond-option plan, would be ready for the 1970 season. The stadium would seat a minimum of 58,000.

**SECOND CHAMPIONSHIP** – Under the NFL's new format, the Cowboys easily won the Capitol Division and defeated Cleveland, Century Division winner, 52-14, in the Cotton Bowl for the Eastern conference championship. However, on Dec. 31 in Green Bay, the Cowboys lost their second bid for an NFL title, falling to the Packers, 21-17, in the 13 degree below weather.

## 1968

**WIN CAPITOL** – For the second straight year the Cowboys won the Capitol Division, but for the first time in three years the Cowboys did not win the Eastern Championship, being upset at Cleveland, 31-20, on Dec. 21. Dallas won the Runner-Up Bowl over Minnesota, 17-13.

## 1969

**TEXAS STADIUM** – Ground was broken for Texas Stadium in suburban Irving on January 25, and on June 29 Bert Rose was named general manager of the stadium.

**ORIGINALS RETIRE** – An era ended for the Cowboys in July. On July 5th at a press conference in Dallas, quarterback Don Meredith, the last of the original Cowboys, announced his retirement. Then, on July 18th, the day the veterans were to report to training camp, all-time rushing great Don Perkins officially retired.

**REPEAT CAPITOL WINS** – Once again the Cowboys rolled to the Capitol Division Championship with an 11-2-1 season. However, the Cowboys failed to win the Eastern Championship when on Dec. 28, the Cowboys lost to Cleveland, 38-14, in the Cotton Bowl.

## 1970

**FIVE STRAIGHT PLAYOFFS** – The Cowboys won their last five games to finish 10-4, claim the Eastern Division championship and make the playoffs for the fifth year in a row. They defeated Detroit, 5-0, in the opening round to get a shot at the National Conference championship.

**FIRST NFC TITLE** – The Cowboys captured the biggest prize of their 11-year history on Jan. 3, 1971 when they downed San Francisco, 17-10, for the NFC crown. A 16-13 loss to Baltimore in the Super Bowl Jan. 17 left Dallas with one major goal still unrealized.



## 1971

**TEXAS STADIUM** – The Cowboys opened a new era in their sparkling Irving, Tex., home with a 44-21 victory over the New England Patriots on Oct. 24. Duane Thomas scored the first touchdown in the new stadium, a 56-yard run just two minutes and 16 seconds after the opening kickoff. Attendance was 65,708.

**SIX STRAIGHT PLAYOFFS** – The Cowboys won their last seven games to finish 11-3, claim the Eastern Division championship and make the playoffs for the sixth year in a row. They defeated Minnesota, 20-12, in the opening round.

**SECOND NFC TITLE** – For the second consecutive year, the Cowboys met the San Francisco 49ers in the National Conference showdown. This time Dallas won 14-13, to qualify for its second straight Super Bowl.

**FIRST WORLD CHAMPIONSHIP** – The Cowboys downed the Miami Dolphins, 24-3, to win Super Bowl VI in New Orleans on Jan. 16. It was the 10th victory in a row for Dallas as Roger Staubach passed for two touchdowns and was named the game's Most Valuable Player.

## 1972

**FIRST 1,000-YARD BACK** – Calvin Hill became the first Dallas player to rush for 1,000 yards when he gained 111 on Dec. 9 against the Washington Redskins in Texas Stadium. Hill wound up with 1,036 yards for the season on a record 245 carries.

**SEVEN STRAIGHT PLAYOFFS** – The Cowboys qualified for the NFL playoffs a record seventh consecutive year, their 10-4 record earning them the National Conference Wild Card berth. Roger Staubach passed for two touchdowns in the last 1:30 to give the Cowboys a 30-28 victory at San Francisco in the first round. Then, at Washington on New Year's Eve, Dallas was foiled in its bid for a third straight NFL title with the Redskins win, 16-3.

## 1973

**100 VICTORIES** – The Cowboys and Coach Tom Landry recorded their 100th victory with a 40-3 Texas Stadium win over the New Orleans Saints on Sept. 24. Landry ended the season with a career mark of 108-80-6 to rank ninth on the list of the NFL's all-time winningest coaches.

**EIGHT STRAIGHT PLAYOFFS** – The Cowboys regained the NFC Eastern Division title with a 10-4 record and broke their own NFL record by reaching the playoffs for the eighth year in a row. Dallas defeated the Western Division champion Los Angeles Rams in the first round, 27-16, but fell to Central Division winner Minnesota in the NFC Championship Game, 27-10.

## 1974

**FIRST TOP DRAFT CHOICE** – For the first time in their history, the Cowboys had the very first choice in the NFL Draft. The No. 1 pick came to Dallas from Houston in exchange for Tody Smith and Billy Parks. The Cowboys selected Ed "Too Tall" Jones, a 6-9, 260-pound defensive end from Tennessee State.

**PLAYOFFS MISSED** – The Cowboys' record breaking string of eight straight years in the NFL playoffs was broken when the club's 8-6 record failed to qualify.

## 1975

**LILLY HONORED** – "Mr. Cowboy" was honored on Bob Lilly Day at Texas Stadium at halftime of the Philadelphia game on Nov. 23. It was first such recognition ever given to a Dallas player. Lilly never missed a game in 14 years with the Cowboys, earning All-Pro honors seven times at defensive tackle before retiring prior to the '75 season.

**TEN STRAIGHT WINNING SEASONS** – The Cowboys' 10-4 record earned them the NFC Wild Card berth in the playoffs. The composite record over 10 straight winning seasons was 101-37-2.

**THIRD NFC TITLE** – After shocking Minnesota in the first round, 17-14, on Roger Staubach's 50-yard "Hail Mary" pass to Drew Pearson, the Cowboys traveled to Los Angeles for the NFC showdown. Staubach threw four touchdown passes, three to Preston Pearson, and Dallas won, 37-7. Pittsburgh won Super Bowl X on Jan. 18 in Miami, 21-17.

## 1976

**MEREDITH, PERKINS HONORED** – Former Cowboys greats Don Meredith and Don Perkins joined Bob Lilly in the Ring of Honor at Texas Stadium during halftime ceremonies at the New York Giants game on Nov. 7.

**ELEVEN STRAIGHT WINNING SEASONS** – The Cowboys won the NFC Eastern Division title with their 11-3 record, giving them their 11th straight winning season and 10th playoff berth in that period. A 14-12 first





round loss to Los Angeles – the first time Dallas had lost in the first round under the current playoff setup – ended the season.

## 1977

**HOWLEY HONORED** – Former All-Pro linebacker Chuck Howley, a Cowboy from 1961 through 1973, became the fourth member of the Ring of Honor. Howley was honored during ceremonies at halftime of the Detroit Lions game on Oct. 30.

**TWELVE STRAIGHT WINNING SEASONS** – Getting off to an 8-0 start, their best ever, the Cowboys rolled to a 12-2 record, the championship of the NFC East, and their 12th consecutive winning season. They opened their 11th visit to the playoffs in those 12 years with a 37-7 first-round victory over the Chicago Bears at Texas Stadium.

**FOURTH NFC TITLE** – Dallas crushed the Minnesota Vikings at Texas Stadium, 23-6, for National Conference crown No. 4 and the right to meet the Denver Broncos in Super Bowl XII.

**SECOND WORLD CHAMPIONSHIP** – The Cowboys stopped the Denver Broncos, 27-10, to win Super Bowl XII in New Orleans on Jan. 15, 1978. In the process, Dallas tied Minnesota for most Super Bowl appearances (four) and Green Bay, Miami and Pittsburgh for most Super Bowl victories (two). Defensive linemen Harvey Martin and Randy White were named co-MVPs in the game.

## 1978

**THIRTEEN STRAIGHT WINNING SEASONS** – After a mediocre 6-4 start, the Cowboys won six straight games to finish the expanded regular season with a 12-4 record and their 10th division crown. It marked the Cowboys' 13th consecutive winning season and 12th trip to the playoffs in that span. Dallas rallied to beat Atlanta 27-20 in a divisional playoff at Texas Stadium, sending the Cowboys to their seventh NFC championship game in the past nine years.

**FIFTH NFC TITLE** – Dallas shut out the Rams in Los Angeles 28-0 in the National Conference title game to advance to the Super Bowl a record fifth time, including three of the last four. In the first Super Bowl rematch, Pittsburgh edged the Cowboys 35-31 for the NFL championship on Jan. 21 in Miami's Orange Bowl.

## 1979

**TWENTIETH ANNIVERSARY** – The Cowboys celebrated their 20th anniversary season at halftime of the St. Louis Cardinals game at Texas Stadium on Oct. 21. Stars from each of those 20 seasons plus Coach Tom Landry were introduced during the halftime ceremonies.

**FOURTH STRAIGHT NFC EAST TITLE** – The Cowboys won their final three regular season games to finish with an 11-5 record, their 11th division championship, including the past four NFC East titles, and 14th consecutive winning season. The Cowboys made their 13th trip to the playoffs in those 14 years, but were eliminated by Los Angeles 21-19 in a divisional playoff at Texas Stadium.

## 1980

**STAUBACH RETIRES** – At a press conference at Texas Stadium on March 31, quarterback Roger Staubach announced his retirement after 11 record-breaking years with the Cowboys. Staubach held all major Cowboys' passing records and was the all-time leading NFL passer.

**LILLY ENTERS HALL OF FAME** – Bob Lilly, a seven-time All-Pro defensive tackle in his 14-year career with the Cowboys from 1961-74, became the first Cowboys' player to be inducted into the Pro Football Hall of Fame. Enshrined along with Lilly on Aug. 2 at Canton, Ohio, were Herb Adderley, who played for the Cowboys from 1970-71, Jim Otto and Deacon Jones.

**FIFTEEN STRAIGHT WINNING SEASONS** – Behind new starting quarterback Danny White, the Cowboys rolled to their 15th consecutive winning season with a surprising 12-4 record, tied for best in the league with Philadelphia and Atlanta. The Cowboys lost the NFC East title to Philadelphia on a tie-breaker, but entered the playoffs for the 14th time in 15 years, this time as a wild card team. The Cowboys beat Los Angeles 34-13 at Texas Stadium in the NFC Wild Card Game and rallied past the Falcons at Atlanta 30-27 to advance to the NFC Championship Game at Philadelphia. But the Cowboys lost 20-7 in their bid for a sixth Super Bowl appearance.

**LANDRY'S 200th VICTORY** – Tom Landry joined George Halas and Curly Lambeau as the only coaches with 200 NFL victories when the Cowboys beat Los Angeles 34-13 on Dec. 28 at Texas Stadium in the NFC Wild Card Game, raising Landry's record to 200-119-6, counting regular season and playoff games.



## 1981

**RENFRO HONORED** – Former All-Pro defensive back Mel Renfro, the Cowboys' all-time leading pass interceptor, became the fifth member of the Cowboys' Ring of Honor. Renfro, who played for Dallas from 1964 through 1977, was honored during halftime ceremonies of the Cowboys-Miami Dolphins game at Texas Stadium on Oct. 25.

**TWELFTH DIVISION CHAMPIONSHIP** – The Cowboys regained the NFC Eastern Division Championship, their 12th division title since 1966, with a 12-4 record and tied Oakland's NFL mark of 16 consecutive winning seasons. Entering the playoffs for the 15th time in that span, the Cowboys advanced to the NFC Championship Game for the ninth time in 12 years by routing Tampa Bay 38-0 at Texas Stadium. But for the second year in a row Dallas lost the conference title game. San Francisco scored a last-minute touchdown at Candlestick Park to edge the Cowboys 28-27 for a berth in Super Bowl XVI.

## 1982

**200TH REGULAR-SEASON VICTORY** – The Cowboys beat Washington 24-10 at RFK Stadium on Dec. 5 for the club's and Coach Tom Landry's 200th regular season victory.

**SEVENTEEN STRAIGHT WINNING SEASONS** – The Cowboys finished the strike-shortened regular season 6-3 to establish an NFL record of 17 consecutive winning seasons. Entering the playoffs for a record-tying eighth straight year and for the 16th time in 17 years, the Cowboys beat Tampa Bay 30-17 and Green Bay 37-26, both at Texas Stadium, to advance to the NFC Championship Game for the third year in a row. But again the Cowboys come up short, losing 31-17 at Washington.

## 1983

**STAUBACH HONORED** – Former quarterback Roger Staubach, who led the Cowboys to four Super Bowls, became the sixth member of the Ring of Honor during halftime ceremonies of the Cowboys-Tampa Bay game on Oct. 9.

**NEW HEADQUARTERS** – Ground was broken on Nov. 29 for the Cowboys' new headquarters and training facility at The Valley Ranch in northwest Dallas County.

**EIGHTEEN STRAIGHT WINNING SEASONS** – The Cowboys extended their NFL record to 18 consecutive winning seasons with a 12-4 finish. The club also set a league record with its ninth straight playoff appearance, qualifying as a wild card entry. The L.A. Rams eliminated Dallas from the playoffs, however, with a 24-17 upset victory at Texas Stadium in the NFC Wild Card Game on Dec. 26.

## 1984

**SILVER SEASON** – The Cowboys kicked off their 25th anniversary with a news conference at Texas Stadium on Jan. 27. President Tex Schramm announced the Cowboys would celebrate their 25th anniversary during 1984 under the theme "Silver Season."

**OWNERSHIP CHANGES HANDS** – The sale of the Cowboys from the Murchison family to an 11-member limited partnership headed by Dallas businessman H.R. "Bum" Bright was approved by NFL owners on March 19 at the league's annual meeting in Honolulu. The sale was completed on May 18.

**NINETEEN STRAIGHT WINNING SEASONS** – The Cowboys defeated the Eagles 26-10 in Philadelphia to extend their NFL record to 19 consecutive winning seasons. The Cowboys finished 9-7 and missed the playoffs for the first time in 10 years and only the second time in 19 years.

## 1985

**STAUBACH ENTERS HALL OF FAME** – Roger Staubach, the master of the comeback victory during his 11-year career as a Cowboys quarterback, was inducted into the Pro Football Hall of Fame in his first year of eligibility. Enshrined with Staubach on Aug. 3 at Canton, Ohio, were Pete Rozelle, Joe Namath, O.J. Simpson and Frank Gatski. Staubach joined Bob Lilly as the only players who spent their entire career with the Cowboys to be elected to the Hall of Fame.

**TEXAS STADIUM IMPROVEMENTS** – Texas Stadium unveiled a new look when the Cowboys opened their preseason schedule against Green Bay on Aug. 10. The stadium became the first to have two DiamondVision color scoreboards, and the addition of 118 Crown Suites gave Texas Stadium more private suites, 296, than any stadium in the nation.

**COWBOYS RANCH OPENS** – Cowboys players and coaches reported on Aug. 27 to the team's new headquarters and training facility at Cowboys Center in Valley Ranch.





**DORSETT PASSES 10,000 YARDS** – On a 19-yard sweep around left end, Tony Dorsett, became the sixth player in NFL history to rush for 10,000 yards. Dorsett's feat highlighted a 27-13 victory over Pittsburgh at Texas Stadium on Oct. 13.

**THIRTEENTH DIVISION CHAMPIONSHIP** – The Cowboys edged the New York Giants 28-21 on Dec. 15 at Texas Stadium to capture the NFC Eastern Division championship for the first time since 1981. Picked in most season previews to finish third or fourth in the division, the Cowboys rallied for their NFL record 20th consecutive winning season, a 13th division title in 20 years and a playoff berth for the 18th time in that span. But in their NFL record 36th playoff game appearance, the Cowboys fell 20-0 to the Los Angeles Rams in Anaheim Stadium on Jan. 4.

## 1986

**COWBOYS GO TO LONDON** – The Cowboys began preparations for their first trip to a foreign country when the NFL announced on March 12 that the Cowboys would play the Super Bowl champion Chicago Bears in a preseason game at London's Wembley Stadium on Aug. 3.

**100TH WIN AT TEXAS STADIUM** – Dallas defeated St. Louis 37-6 for the club's 100th victory at Texas Stadium. Since the facility opened in 1971 the Cowboys have compiled a 100-25 (.800) record.

**STREAK BROKEN** – The Cowboys' streak of 20 consecutive winning seasons from 1966 through 1985, third longest in professional sports history, came to an end when the club finished with a 7-9 record after losing seven of its last eight games. Only baseball's New York Yankees (39 straight winning seasons, 1926-64) and hockey's Montreal Canadiens (32 from 1951-52 through 1982-83) surpassed the Cowboys' accomplishments.

## 1987

**FOUNDER DIES** – Cowboys founder Clint Murchison, Jr., died March 30 after a long illness. Murchison, 63, who owned the club until 1984, acquired the expansion Dallas franchise in the NFL in 1960. He hired Tex Schramm as general manager, gave Tom Landry a 10-year contract when his coaching career was in doubt in 1964 and was instrumental in the building of Texas Stadium.

**DORSETT GETS 12,000 YARDS** – Tony Dorsett became the fourth rusher in NFL history to gain more than 12,000 yards when he registered 52 yards against the Rams on Dec. 21 for a career total of 12,036. The only runners ahead of Dorsett were Walter Payton, Jim Brown and Franco Harris.

## 1988

**LANDRY TIES LAMBEAU** – Dallas opened the 1988 season against Pittsburgh on Sept. 12 and Tom Landry tied an NFL record held by Curly Lambeau by coaching in his 29th consecutive season with the same team. Lambeau led the Green Bay Packers from 1921-49.

## 1989

**JONES ACQUIRES COWBOYS, NAMED JOHNSON COACH** – Jerry Jones reached an agreement to purchase the Cowboys from Burn Bright on Feb. 25 and announced that University of Miami Coach Jimmy Johnson would replace Tom Landry.

**SALE APPROVED, SCHRAMM RESIGNS** – The sale of the Cowboys to Jerry Jones was unanimously approved by NFL owners on April 18 at a special meeting in New York. At the same meeting, Tex Schramm was named president of the new World League of American Football. He announced his resignation as president and general manager of the Cowboys after 29 years with the club.

**AIKMAN SIGNED** – The Cowboys, holding the No. 1 pick in the NFL Draft for only the second time in their history, announced the signing of quarterback Troy Aikman to a six-year contract on April 20.

**JORDAN HONORED** – Former All-Pro linebacker Lee Roy Jordan, a Cowboy from 1963-76, became the seventh member of the Ring of Honor. Jordan was honored during ceremonies at halftime of the Phoenix Cardinals game on Oct. 29.

## 1990

**AUSTIN TRAINING CAMP** – Beginning on July 18, nearly 100,000 fans visit the Cowboys' first ever in-state training camp at St. Edward's University in Austin, Tex.

**LANDRY ENTERS HALL OF FAME** – Tom Landry, who led the Cowboys to five Super Bowls and 20 consecutive winning seasons as the Cowboys head coach from 1960-88, was inducted into the Pro Football Hall



of Fame in his first year of eligibility. Enshrined on Aug. 4 at Canton, Ohio, Landry joined former Dallas players Bob Lilly and Roger Staubach as the only Hall of Fame members who built their achievements with the Cowboys.

**SMITH ROOKIE OF THE YEAR, JOHNSON COACH OF THE YEAR** – Following a dramatic turn-around season where the team posted a 7-9 record and missed the playoffs by one game, Jimmy Johnson was named the NFL Coach of the Year by the Associated Press. Running back Emmitt Smith, who led all NFL rookie running backs in rushing yardage and touchdowns, was named the A.P.'s NFC Offensive Rookie of the Year.

## 1991

**RECORD DRAFT HAUL INCLUDES MARYLAND AS NO. 1 OVERALL PICK** – After a pre-draft trade with the New England Patriots, the Cowboys used the No. 1 overall selection in the NFL Draft for only the third time in franchise history. Dallas chose Outland Trophy winner Russell Maryland (DT) with the top pick. The Cowboys went on to acquire 16 more choices, setting a club record for most selections in a 12-round draft with 17 overall.

**SCHRAMM ENTERS HALL OF FAME** – One of the NFL's true innovators, and the guiding force behind the development of America's Team, Tex Schramm was inducted into the Pro Football Hall of Fame on July 27, 1991. Schramm, who served as the President and General Manager of the Dallas Cowboys from the team's inception in 1960 until his retirement in 1989, joined Staubach, Lilly and Landry with his enshrinement in Canton, Ohio.

**RETURN TO THE PLAYOFFS** – After winning the final five games of the season, Dallas finished with an 11-5 record – the team's best mark since the 1983 season. The initial spark to the winning streak was a 24-21 win over the eventual World Champion Washington Redskins on Nov. 24. The win, at Washington's RFK Stadium, ended the Redskins' bid for a perfect regular season after 11 straight wins. Dallas finished second in the NFC East and qualified as the NFC's No. 2 Wild Card Playoff entry, marking the club's first postseason trip since 1985. Dallas traveled to Chicago and defeated the Bears 17-13 in the opening round Wild Card Game before dropping a 38-6 decision at Detroit the following week.

**SMITH AND IRVIN LEAD NFL** – Emmitt Smith and Michael Irvin became the first two players from the same team to lead the NFL in rushing yardage and receiving yardage in the same season. Smith had 1,563 yards rushing, while Irvin set single-season club records for receptions (93) and receiving yardage (1,523). Both players were named to the NFC Pro Bowl squad along with tight end Jay Novacek and quarterback Troy Aikman. The Cowboys sent four offensive players to the Pro Bowl for the first time since 1979, and Irvin was named the MVP of the Pro Bowl Game.

## 1992

**JONES NAMED TO COMPETITION COMMITTEE** – On May 1, Jerry Jones, was appointed to the NFL's Competition Committee by Commissioner Paul Tagliabue. Jones became the first owner to serve on the prestigious committee since the death of Cincinnati's Paul Brown.

**FOURTEENTH DIVISION CHAMPIONSHIP** – Before a national television audience on ABC's Monday Night Football, the Cowboys defeated the Atlanta Falcons (41-17) at the Georgia Dome to claim the NFC Eastern Division Championship. The victory marked the Cowboys' first divisional title since 1985.

**RECORD NUMBER OF OFFENSIVE PRO BOWL SELECTIONS** – Six players from the Cowboys offense were selected to play in the Pro Bowl: RB Emmitt Smith, TE Jay Novacek, QB Troy Aikman, WR Michael Irvin, G Nate Newton and C Mark Stepnoski. The six players establish a Dallas Cowboys' record for most offensive players selected to the Pro Bowl.

**CLUB RECORD FOR VICTORIES/SMITH EARNS SECOND RUSHING TITLE** – On Dec. 27, Dallas defeated Chicago by a 17-14 score at Texas Stadium. The victory was the 13th of the year for Dallas, establishing a new club record for victories in a season. Emmitt Smith finished the season with 1,713 rushing yards, enabling Smith to become the first player to win back-to-back NFL rushing titles since Eric Dickerson (1983-84).

**ROAD ATTENDANCE RECORD SET** – The Cowboys set a new team record for road attendance by averaging 72,523 fans-per-road game in 1992. The team also played before a sold-out stadium in all 16 regular season games for the first time since the 1981 season.

**SIXTH NFC TITLE** – On January 17, 1993, the Cowboys defeated the San Francisco 49ers by a 30-20 score at Candlestick Park. The victory sends Dallas to Super Bowl XXVII in Pasadena, marking the Cowboys first NFC title, and Super Bowl trip, since 1978.

**THIRD WORLD CHAMPIONSHIP** – While making an NFL record sixth Super Bowl appearance, the Cowboys defeated Buffalo 52-17 in Super Bowl XXVII at the Rose Bowl in Pasadena on Jan. 31, 1993. The victory enabled the Cowboys to become the only franchise in NFL history to win more than one Super Bowl under





two different ownerships. The Super Bowl crowd of 98,374 was the largest crowd to ever witness a Dallas Cowboys game. The game was also witnessed by 133.4 million television viewers, making Super Bowl XXVII the most watched event in television history.

## 1993

**WHITE HOUSE VISIT** – The Super Bowl Champion Dallas Cowboys became the first athletic team to visit the White House under the Clinton administration. The Cowboys team visit to the White House was the first in club history. (March 5).

**LANDRY HONORED** – Former Head Coach Tom Landry, who led Dallas to two Super Bowl wins and five NFC titles in his 29 years at the Cowboys helm, became the eighth member of the Ring of Honor during halftime ceremonies of the Cowboys-New York Giants game on Nov. 7.

**RECORD NUMBER OF PRO BOWL SELECTIONS** – An NFC-record 11 Dallas players were selected to the Pro Bowl, including a club-record eight offensive selections (seven Pro Bowl starters).

**FIFTEENTH DIVISION CHAMPIONSHIP** – In the final game of the regular season, the Cowboys defeat the New York Giants 16-13 in overtime at Giants Stadium to claim their 15th division crown and their second consecutive NFC East title (Jan. 2).

**SMITH EARNS THIRD RUSHING TITLE** – Emmitt Smith finishes the season with 1,486 yards to earn his third straight NFL rushing crown. He becomes just the fourth man in NFL history to win three consecutive rushing titles.

**SEVENTH NFC TITLE** – Dallas defeats San Francisco 38-21 in the NFC Championship Game at Texas Stadium. The victory gives the Cowboys an NFL-record seventh conference championship in the first conference title game to be played at Texas Stadium since Jan. 1, 1978 (a 23-6 win over Minnesota).

**FOURTH WORLD CHAMPIONSHIP** – Dallas becomes one of just three NFL teams to win four Super Bowls by defeating Buffalo (30-13) in Super Bowl XXVIII. The game, played at the Georgia Dome in Atlanta, featured two rushing touchdowns by Super Bowl MVP Emmitt Smith. Dallas raised its NFL record number of Super Bowl appearances to seven (one fourth of all the Super Bowl games played).

## 1994

**SWITZER NAMED HEAD COACH** – Barry Switzer is named the new head coach of the Dallas Cowboys – and the third head coach in team history – on March 30. Switzer replaces Jimmy Johnson, who stepped down as the Cowboys' head coach the previous day.

**DORSETT AND WHITE ENTER HALL OF FAME** – Tony Dorsett, the Cowboys all-time leading rusher in his 11-year career with the Cowboys from 1977-87, and Randy White, a nine-time Pro Bowl defensive tackle in his 14-year career with the Cowboys from 1975-78, are both inducted into the Pro Football Hall of Fame in their first year of eligibility. Enshrined on July 30 at Canton, Ohio, both men join former Dallas players Bob Lilly and Roger Staubach as well as Tom Landry and Tex Schramm in the Hall of Fame.

**NFL RECORD CROWD IN MEXICO CITY** – The Cowboys travel to Mexico City to play the Houston Oilers in a preseason game in front of 112,376 fans, the largest crowd to ever witness an NFL game (Aug. 15).

**DORSETT AND WHITE HONORED** – Former All-Pro, running back Tony Dorsett and defensive tackle Randy White, became the ninth and tenth members of the Ring of Honor. They were honored during ceremonies at halftime of the Arizona Cardinals game on Oct. 9.

**SIXTEENTH DIVISION CHAMPIONSHIP** – The Cowboys clinched the NFC Eastern Division Crown in the first week of December with a 31-19 victory over the Eagles in Philadelphia (Dec. 4).

**RECORD NUMBER OF PRO BOWL SELECTIONS – AGAIN** – For the second straight year, the Cowboys send 11 players to the Pro Bowl, tying the NFC record that Dallas established in 1993.

**NFL RECORD FOR TITLE GAME APPEARANCES** – While making an NFL record 13th NFC Championship Game appearance, the Cowboys become the only team in NFL history to advance to at least two championship games in every decade of the team's existence. Dallas fell short of its third straight Super Bowl with a 38-28 loss to the San Francisco 49ers at Candlestick Park on Jan. 15, 1995.

## 1995

**SEVENTEENTH DIVISION CHAMPIONSHIP** – On Dec. 24, Dallas wrapped up its fourth straight NFC Eastern Division title – a feat that no other NFC East team has accomplished other than the Cowboys teams from 1976 to 1979.



## HISTORY

**SMITH WINS FOURTH RUSHING CROWN** – Emmitt Smith closes the season with a team-record 1,773 rushing yards and an NFL record 25 touchdowns. Smith led the NFL in rushing for the fourth time in five years, becoming just the fifth player in NFL history to win at least four rushing titles.

**TEN PRO BOWLERS SELECTED** – Ten Cowboys are selected to the NFC Pro Bowl squad. Since 1993, Dallas has earned 32 Pro Bowl selections – the most ever by one team over a three year period of time.

**EIGHTH NFC TITLE** – The Cowboys win an NFL record eighth conference championship game by defeating the Green Bay Packers 38-27 at Texas Stadium on Jan. 14, 1996. The victory marked the Cowboys third NFC title in four years.

**THREE SUPER BOWL TITLES IN FOUR YEARS** – Dallas becomes the first team in NFL history to win three Super Bowls in a four year period by defeating the Pittsburgh Steelers 27-17 in Super Bowl XXX at Sun Devil Stadium in Tempe, AZ. The game, played on Jan. 28, 1996, is witnessed by 138.4 million television viewers, making Super Bowl XXX the most watched event in television history. The victory enables Dallas to earn its fifth Super Bowl title – joining the San Francisco 49ers as the only NFL franchises to win five Super Bowls. The Cowboys have now appeared in an NFL record eight Super Bowls – three more than any other team.

### 1996

**SMITH PASSES 10,000 YARDS** – On a six-yard dash up the middle against Washington on Thanksgiving Day, Emmitt Smith became the 12th player in NFL history to rush for 10,000 yards. Smith's feat highlighted a 21-10 win over the Redskins at Texas Stadium on Nov. 28.

**NINE PRO BOWLERS SELECTED** – A NFL-high nine players are selected to the NFC Pro Bowl squad, the fourth straight year Dallas has led the NFL in Pro Bowl selections. Over the past four seasons, Dallas has sent 41 players to Hawaii, the most ever in the NFL in a four-year period. The next highest total was posted by the 1971-74 Miami Dolphins with 38.

**EIGHTEENTH DIVISION CHAMPIONSHIP** – On Dec. 15, Dallas wrapped up its fifth straight NFC Eastern Division title – a feat never before achieved in the NFC East – and the eighteenth division title in team history with a 12-6 win over New England at Texas Stadium. The Carolina Panthers eliminated the Cowboys from the playoffs in a divisional playoff loss at Carolina.

### 1997

**IRVIN TOPS 10,000 YARDS** – On a 14-yard touchdown reception at Washington on Oct. 13, Michael Irvin became the 14th player in NFL history to record over 10,000 yards receiving.

**PLAYOFF STREAK SNAPPED** – The Cowboys close the 1997 season with a 6-10 record, marking the team's first non-playoff season since 1990.

### 1998

**GAILEY NAMED HEAD COACH** – Jerry Jones named Chan Gailey as the fourth head coach in the history of the Dallas Cowboys franchise on Feb. 12. Gailey, who had previously served as the Pittsburgh Steelers offensive coordinator, replaced Barry Switzer, who resigned from his position on January 9th.

**TRAINING CAMP OPENS IN WICHITA FALLS** – The Cowboys open training camp at Midwestern State University in Wichita Falls, Texas on July 15. Attendance figures for the four-week camp exceed 100,000.

**SANDERS SETS RETURN MARK** – On Sept. 21, Deion Sanders returned a punt 59 yards for a touchdown in the first half at the New York Giants and then ran back an interception 71 yards for a score in the fourth quarter. It was the first time in club history that one player had scored two touchdowns on returns of any kind in the same game.

**SMITH BECOMES CLUB'S ALL-TIME RUSHER** – With 163 yards on 29 carries in a 16-6 win over the New York Giants on Nov. 8, Emmitt Smith becomes the Dallas Cowboys all-time leading rusher. Smith's performance pushes him past Tony Dorsett (12,036) and into the Cowboys top spot.

**NINETEENTH DIVISION CHAMPIONSHIP** – After a one-year absence from postseason play, the Cowboys clinch their sixth NFC Eastern Division title in the last seven years with a 13-9 win over Philadelphia at Texas Stadium on Dec. 20. The 1998 division crown is the 19th division championship (15th NFC East title) in the club's 39-year history.

**SMITH BECOMES NFL'S ALL-TIME RUSHING TOUCHDOWN LEADER** – After scoring a first-half touchdown on a one-yard run against the Redskins at Texas Stadium, Emmitt Smith becomes the NFL's all-time leader in rushing touchdowns, moving ahead of Marcus Allen (123). Smith later added a 26-yard TD run to bring his record total to 125 rushing touchdowns by season's end.





**COWBOYS POST 10 WINS AND SWEEP NFC EAST** – The Cowboys closed the year with a 23-7 victory over Washington and a 10-6 record, marking the 23rd season in which Dallas recorded at least 10 wins – a NFL record. The win over the Redskins also enabled Dallas to become the first team in the history of the NFC East to post an 8-0 record in division play.

**COWBOYS EXTEND NFL-RECORD WITH 25TH PLAYOFF APPEARANCE** – The Cowboys extended their NFL record for postseason appearances to 25 with a 20-7 loss to Arizona in a NFC Wild Card Playoff Game at Texas Stadium on Jan. 2, 1999.

## 1999

**COWBOYS COMEBACK** – The Cowboys overcome a 21 point fourth quarter deficit and pull out an overtime win over the Washington Redskins in the season opener on Sept. 12. After the team scored 21 points in the fourth quarter to tie the game – tying the largest deficit overcome to win a game – Troy Aikman connected with Raghbi Ismail on a 76-yard bomb in overtime to provide the final margin of victory.

**IRVIN RECORDS FINAL CATCH** – On Oct. 10 at Veterans Stadium in Philadelphia, wide receiver Michael Irvin went across the middle and hauled in an eight-yard reception for the 750th catch of his career. The catch would be the last of his career as he suffered neck and back injuries on the play and was never able to return to the playing field. Irvin finished his career tied for 10th on the NFL's all-time reception list and was ninth all-time in receiving yards.

**SELLOUT STREAK ENDS** – The Dallas Cowboys NFL-record of consecutive games in front of sold out stadiums comes to an end on Dec. 24, 1999 in a Christmas Eve game against the New Orleans Saints in the Louisiana Superdome. The streak, which included home and away games, came to a halt after 160 games. It began on December 23, 1990 at Philadelphia's Veterans Stadium and included 79 straight sell-outs at Texas Stadium (including playoffs) and 81 straight sell-outs on the road (including playoffs).

**AIKMAN NFL'S WINNINGEST QUARTERBACK** – With eight wins in 1999, Troy Aikman became the winningest starting quarterback of any decade in NFL history with 90 wins in the 1990s. He broke the mark of 86 wins set by Joe Montana in the 1980s.

**TEAM OF THE 90'S** – The Cowboys close the century as the NFL's most successful team in the decade of the 1990s. From 1990 to 1999, Dallas qualified for the playoffs eight times, won six division titles, made four trips to the conference championship game and won three Super Bowls.

**SMITH BECOMES NFL'S ALL-TIME LEADING POSTSEASON RUSHER** – Emmitt Smith ran for 99 yards in a 27-10 loss at Minnesota in an NFC Wild Card Playoff Game on Jan. 9, 1999. The total gave Smith the NFL record with 1,586 career postseason rushing yards, moving him past Franco Harris (1,556).

## 2000

**CAMPO NAMED HEAD COACH** – Jerry Jones named Cowboys defensive coordinator Dave Campo as the fifth head coach in franchise history on Jan. 26. Campo spent the previous 11 seasons as an assistant coach in Dallas and was the defensive coordinator for the 1995 team that won Super Bowl XXX. He replaced Chan Gailey, who was fired on Jan. 11.

**TOM LANDRY DIES** – After a long battle with leukemia, Tom Landry died on Feb. 12 at the age of 75.

**SMITH ECLIPSES 15,000 YARDS** – With 150 yards rushing against Washington on Dec. 10, running back Emmitt Smith became just the third player in NFL history to rush for over 15,000 career yards, joining Walter Payton and Barry Sanders. Smith's effort also pushed him past the 1,000-yard mark for the season, marking the 10th consecutive season he has done so. Barry Sanders is the only other player to have accomplished this feat.

## 2001

**AIKMAN RETIRES** – At a press conference at Texas Stadium on April 9, quarterback Troy Aikman announced his retirement after 12 seasons with the Cowboys. Aikman departed holding or tied for 47 separate club passing records.

**SMITH KEEPS CLIMBING** – Emmitt Smith moves past Barry Sanders (15,269 career yards) into second on the NFL's all-time rushing list. On Dec. 30, Smith becomes just the second player in NFL history to rush for over 16,000 yards in a career when he gains 126 yards against San Francisco.



## Cowboys Attendance Records

The Cowboys played in the Cotton Bowl (capacity 72,132 in 1970) from 1960 until Texas Stadium was opened on Oct. 24, 1971 against New England. In 1985 seats were removed from Texas Stadium to make room for 118 Crown Suites.

## TOTAL ATTENDANCE

Year	Home Games (No.)	Avg.	Percent Change	Road Games (No.)	Pre-Season Games (No.)	Post-Season Games (No.)	Grand Total
1960—	128,500 (6)	21,417	—	214,820 (6)	120,284 (6)	—	463,604
1961—	172,000 (7)	24,571	+33.9%	251,443 (7)	97,584 (5)	—	521,027
1962—	152,446 (7)	21,778	-11.4%	278,807 (7)	178,683 (5)	—	609,936
1963—	188,727 (7)	26,961	+23.8%	280,062 (7)	214,290 (5)	—	683,079
1964—	268,661 (7)	38,380	+42.3%	356,339 (7)	207,751 (5)	—	832,751
1965—	388,912 (7)	55,559	+44.8%	366,390 (7)	199,395 (5)	65,569 (1)	1,020,266
1966—	473,373 (7)	67,625	+21.7%	408,899 (7)	238,186 (5)	75,504 (1)	1,195,952
1967—	460,476 (7)	65,782	-2.7%	402,843 (7)	278,511 (5)	121,647 (2)	1,263,477
1968—	470,110 (7)	67,158	+2.1%	401,626 (7)	300,909 (6)	104,458 (2)	1,277,103
1969—	443,352 (7)	63,336	-5.7%	434,477 (7)	384,095 (6)	100,472 (2)	1,362,396
1970—	411,531 (7)	58,790	-7.2%	398,377 (7)	347,327 (6)	212,847 (3)	1,370,082
1971—	466,220 (7)	66,603	+13.3%	416,043 (7)	375,250 (6)	195,716 (3)	1,454,229
1972—	446,990 (7)	63,856	-4.1%	391,852 (7)	474,273 (7)	114,343 (2)	1,427,458
1973—	433,030 (7)	61,861	-3.1%	423,177 (7)	355,994 (6)	128,815 (2)	1,341,016
1974—	373,435 (7)	53,348	-13.8%	378,233 (7)	284,620 (6)	—	1,036,288
1975—	402,294 (7)	57,471	+7.7%	404,073 (7)	273,567 (6)	211,095 (3)	1,291,029
1976—	412,698 (7)	58,957	+2.6%	414,867 (7)	320,564 (6)	62,436 (1)	1,210,565
1977—	432,885 (7)	61,840	+5.0%	398,486 (7)	329,549 (6)	201,288 (3)	1,362,208
1978—	498,865 (8)	62,358	+0.9%	484,905 (8)	260,344 (4)	206,464 (3)	1,450,578
1979—	508,965 (8)	63,621	+0.2%	488,432 (8)	268,989 (5)	64,792 (1)	1,331,178
1980—	477,378 (8)	59,672	-6.2%	492,828 (8)	244,612 (4)	195,251 (3)	1,410,069
1981—	511,541 (8)	63,943	+7.2%	502,392 (8)	243,849 (4)	125,373 (2)	1,383,155
1982—	269,981 (5)	53,996	-15.6%	217,153 (4)	208,057 (4)	184,059 (3)	879,250
1983—	505,793 (8)	63,224	+17.1%	481,230 (8)	217,621 (4)	43,521 (1)	1,248,165
1984—	479,733 (8)	59,967	-5.2%	523,951 (8)	203,646 (4)	—	1,207,330
1985—	478,958 (8)	59,870	-0.2%	489,913 (8)	193,795 (4)	66,351 (1)	1,229,017
1986—	469,806 (8)	58,726	-1.9%	518,627 (8)	299,134 (5)	—	1,287,567
1987—	344,406 (7)	49,201	-16.2%	416,141 (8)	199,327 (4)	—	959,874
1988—	393,129 (8)	49,141	-0.1%	528,529 (8)	177,080 (4)	—	1,098,738
1989—	418,346 (8)	52,293	+6.4%	490,586 (8)	215,219 (4)	—	1,124,151
1990—	475,432 (8)	59,429	+13.7%	483,944 (8)	173,716 (4)	—	1,133,092
1991—	501,901 (8)	62,738	+5.6%	537,101 (8)	219,022 (4)	140,884 (2)	1,398,908
1992—	506,758 (8)	63,345	+1.0%	580,181 (8)	284,898 (5)	227,015 (3)	1,598,852
1993—	510,068 (8)	63,759	+0.7%	533,380 (8)	283,409 (5)	202,509 (3)	1,529,366
1994—	516,628 (8)	64,579	+1.3%	512,896 (8)	354,574 (5)	133,870 (2)	1,517,968
1995—	518,167 (8)	64,771	+0.3%	518,468 (8)	305,545 (5)	205,853 (3)	1,548,033
1996—	513,794 (8)	64,224	-0.8%	556,875 (8)	264,937 (5)	137,490 (2)	1,473,096
1997—	511,767 (8)	63,971	-0.4%	541,187 (8)	240,871 (4)	—	1,293,825
1998—	510,438 (8)	63,805	-0.3%	564,224 (8)	354,816 (5)	62,969 (1)	1,492,447
1999—	513,295 (8)	64,162	+0.6%	523,375 (8)	232,646 (5)	64,056 (1)	1,333,372
2000—	504,360 (8)	63,045	-1.7%	571,110 (8)	289,340 (5)	—	1,364,810
2001—	505,501 (8)	63,187	+0.1%	550,712 (8)	261,647 (5)	—	1,317,860
Total—	17,970,650 (313)	57,414	—	18,728,944 (313)	10,977,926 (209)	3,655,647 (53)	51,333,167

## LARGEST CROWDS

## HOME

80,259	vs. Cleveland, Nov. 24, 1966
79,965	vs. St. Louis, Dec. 4, 1966
*66,689	vs. N.Y. Jets, Dec. 4, 1971
†65,180	vs. San Francisco, Nov. 12, 1995

## Postseason

75,504	vs. Green Bay, Jan. 1, 1967
*66,311	vs. San Francisco, Jan. 2, 1972
†65,135	vs. Green Bay, Jan. 14, 1996

## Preseason

78,807	vs. Green Bay, Aug. 28, 1967
*65,405	vs. Houston, Aug. 5, 1972
†63,923	vs. Denver, Aug. 21, 1994

\*Texas Stadium record

†Texas Stadium record after 1985 improvements

## AWAY

91,505	@ L.A. Raiders, Oct. 25, 1992
85,112	@ Washington, Dec. 2, 2001
84,850	@ Cleveland, Nov. 2, 1969

## Postseason

84,483	@ L.A. Rams, Jan. 4, 1976
87,381	@ L.A. Rams, Aug. 8, 1969

## NEUTRAL

98,374	vs. Buffalo @ Pasadena, Jan. 31, 1993
112,376	vs. Houston @ Mexico City, Aug. 15, 1994
106,424	vs. N. Eng. @ Mexico City, Aug. 17, 1998

## SMALLEST CROWDS

## HOME

†10,000	— vs. San Francisco, Nov. 20, 1960
12,692	— vs. Chicago, Nov. 18, 1962

## AWAY

4,954	— vs. Minnesota, Aug. 5, 1961 in Sioux Falls, S.D.
12,370	— @ N.Y. Jets, Oct. 4, 1987

†Estimated; no turnstiles in Cotton Bowl in 1960 and 1961

## SELLOUT STREAKS

**Longest home sellout streak** — 96 straight games (began 9/9/91 vs. Washington, still active) regular season and playoffs

**Last home non-sellout** (regular season and playoffs) — 12/16/90 vs. Phoenix (88 straight)

**Longest road sellout streak** — 81 straight games (began 12/23/90 @ Philadelphia, ended 12/24/99 @ New Orleans) regular season and playoffs

**Last road non-sellout** (regular season and playoffs) — 12/23/01 @ Arizona (1 straight)

**Longest sellout streak** (home and away — regular season and playoffs) — 160 straight games (began 12/16/90 vs. Phoenix, ended 12/24/99 @ New Orleans)

**Last non-sellout** (regular season and playoffs) — 12/23/01 @ Arizona (2 straight)





## Consecutive Winning Seasons

### LONGEST WINNING STREAKS OF ALL-TIME

1. New York Yankees (1926-1964)	39
2. Montreal Canadiens (1951/52-1982/83)	32
3. Boston Bruins (1967/68-1995/96)	29
4. DALLAS COWBOYS (1966-1985)	20
5. Baltimore Orioles (1968-1985)	18
6. Chicago White Sox (1951-1967)	17
Utah Jazz (1985/86-current)	17
7. Chicago Black Hawks (1960/61-1975/76)	16
Los Angeles Raiders (1965-1980)	16
Boston Red Sox (1967-1982)	16
Philadelphia Flyers (1972/73-1987/88)	16
Los Angeles Lakers (1976/77-1991/92)	16
San Francisco 49ers (1983-1998)	16

### THANKSGIVING DAY RECORD

(21-12-1)

1966 W Cleveland 26-14	1984 W New England 20-17
1967 W St. Louis 46-21	1985 W St. Louis 35-17
1968 W Washington 29-20	1986 L Seattle 31-14
1969 T San Francisco 24-24	1987 L Minnesota 44-38 (OT)
1970 W Green Bay 16-3	1988 L Houston 25-17
1971 W Los Angeles 28-21	1989 L Philadelphia 27-0
1972 L San Francisco 31-10	1990 W Washington 27-17
1973 L Miami 14-7	1991 W Pittsburgh 20-10
1974 W Washington 24-23	1992 W N.Y. Giants 30-3
1975 DNP	1993 L Miami 16-14
1976 W St. Louis 19-14	1994 W Green Bay 42-31
1977 DNP	1995 W Kansas City 24-12
1978 W Washington 37-10	1996 W Washington 21-10
1979 L Houston 30-24	1997 L Tennessee 27-14
1980 W Seattle 51-7	1998 L Minnesota 46-36
1981 W Chicago 10-9	1999 W Miami, 20-0
1982 W Cleveland 31-14	2000 L Minnesota, 27-15
1983 W St. Louis 35-17	2001 L Denver, 26-24

### COWBOYS' WON-LOST RECORD

(Regular Season)

Vs. AFC - 65-47	On Thanksgiving Day - 21-12-1
On Monday Night Football - 36-28*	Game After Thanksgiving - 23-11
Week After MNF - 29-26*	On Thursdays - 0-1
On Sunday Night Football - 10-10	(non-Thanksgiving)
(ESPN 2-6) (TNT 3-1)	On Saturdays - 10-9
In Overtime - 11-9	On Fridays - 0-2
In Season Openers - 30-11-1	In Domes - 16-15

\*Includes three Monday night games prior to the creation of ABC-TV Monday Night Football.

\*Five times the Cowboys final game of the season was on a Monday night. Four times they followed with a bye.



## COWBOYS OVERTIME GAMES

The Cowboys have played in 19 regular season overtime games with a record of 11-9 since the NFL adopted the extra session in 1974.

	Score by Quarters						Total	Winning Score
Sept. 28, 1975 at Texas Stadium	1	2	3	4	OT	—		
*St. Louis.....	0	3	14	14	0	—	31	DuPree 3 pass from Staubach at 7:07
DALLAS.....	0	7	21	3	6	—	37	
Nov. 2, 1975 at RFK Stadium								
*DALLAS.....	0	17	0	7	0	—	24	
Washington.....	3	7	7	7	6	—	30	Kilmer 1 run at 8:26
Sept. 18, 1977 at Metropolitan Stadium								
DALLAS.....	0	3	0	7	6	—	16	Staubach 4 run at 8:46
*Minnesota.....	7	0	0	3	0	—	10	
Oct. 15, 1978 at Busch Stadium								
*DALLAS.....	0	7	14	0	3	—	24	FG Septien 47 at 11:32
St. Louis.....	7	7	0	7	0	—	21	
Dec. 19, 1981 at Giants Stadium								
*DALLAS.....	0	0	0	10	0	—	10	
N.Y. Giants.....	0	0	7	3	3	—	13	FG Danelo 35 at 8:41
Oct. 9, 1983 at Texas Stadium								
Tampa Bay.....	10	0	7	7	0	—	24	
*DALLAS.....	7	7	3	7	3	—	27	FG Septien 42 at 10:22
Oct. 21, 1984 at Texas Stadium								
New Orleans.....	0	17	10	0	0	—	27	
*DALLAS.....	3	0	3	21	3	—	30	FG Septien 41 at 11:18
Nov. 15, 1987 at Sullivan Stadium								
*DALLAS.....	7	7	0	3	6	—	23	Walker 60 run at 13:10
New England.....	0	7	0	10	0	—	17	
Nov. 26, 1987 at Texas Stadium								
*Minnesota.....	14	7	7	10	6	—	44	Nelson 24 run at 7:09
DALLAS.....	0	14	10	14	0	—	38	
Nov. 10, 1991 at The Astrodome								
DALLAS.....	10	3	3	7	0	—	23	
*Houston.....	0	10	3	10	3	—	26	FG Del Greco 23 at 0:29
Jan. 2, 1994 at Giants Stadium								
DALLAS.....	3	10	0	0	3	—	16	FG Murray 41 at 4:16
*N.Y. Giants.....	0	0	10	3	0	—	13	
Sept. 19, 1994 at Texas Stadium								
*Detroit.....	3	7	7	0	3	—	20	FG Hanson 44 at 0:27
DALLAS.....	7	0	3	7	0	—	17	
Sept. 17, 1995 at The Hubert H. Humphrey Metrodome								
*DALLAS.....	6	3	0	8	6	—	23	Smith 31 run at 12:34
Minnesota.....	3	7	0	7	0	—	17	
Nov. 10, 1996 at 3Com Park								
*DALLAS.....	0	7	0	10	3	—	20	FG Boniol 29 at 8:43
San Francisco.....	10	0	0	7	0	—	17	
Sept. 7, 1997 at Sun Devil Stadium								
*DALLAS.....	6	13	3	0	0	—	22	
Arizona.....	0	7	7	8	3	—	25	FG Butler 20 at 6:30
Sept. 12, 1999 at Redskins Stadium								
DALLAS.....	7	7	0	21	6	—	41	Ismail 76 pass from Aikman at 10:51
*Washington.....	3	10	22	0	0	—	35	
Oct. 1, 2000 at Ericsson Stadium								
*DALLAS.....	0	10	3	0	3	—	16	FG Seder 24 at 11:08
Carolina.....	0	10	0	3	0	—	13	
Oct. 29, 2000 at Texas Stadium								
*Jacksonville.....	0	17	0	0	6	—	23	Whitted 37 pass from Brunell at 11:16
DALLAS.....	7	0	3	7	0	—	17	
Nov. 5, 2000 at Veterans Stadium								
DALLAS.....	0	7	3	3	0	—	13	
*Philadelphia.....	0	0	0	13	3	—	16	FG Akers 32 at 7:05
Nov. 4, 2001 at Giants Stadium								
*DALLAS.....	10	14	0	0	0	—	24	
N.Y. Giants.....	0	7	7	10	3	—	27	FG Anderson 42 at 7:55

\*Won toss to begin overtime





**Sidelines**



The glittering showcase of Cowboys football is Texas Stadium, a state-of-the-art modern football facility built at a cost of \$35 million in 1971. The Cowboys opened their facility on Oct. 24, 1971 with a 44-21 victory over New England. Since then, the Cowboys have posted a 178-78 record (.695) overall, including a 16-5 (.762) mark in postseason, at home. Prior to moving to Texas Stadium the Cowboys spent the 1960-71 seasons at the Cotton Bowl, where they posted a 45-33-4 record, including a 2-2 mark in postseason.

Located in the Dallas suburb of Irving, Texas Stadium has a seating capacity of 65,639 and features two DiamondVision color replay screens, 381 luxury suites, three sports bars, 52 concession stands, 40 specialty stands, 86 restrooms, 115 drinking fountains and 130 acres of parking. Texas Stadium's most unique feature is the partial roof which covers fans from inclement weather, but leaves the game outdoors. Texas Stadium also boasts the luxurious Stadium Club, one of Dallas' premier locations for private parties, banquets and convention gatherings.

The Corral, outside Gate 8, features food, beverage, entertainment and large screen televisions for fan hospitality before, during and after all Cowboys home games and special events.

Complete banquet, catering and special event services are available for private groups at Texas Stadium. Information on hosting an event can be obtained by calling 972-785-4000.

Tours of Texas Stadium are available hourly Monday through Saturday from 10:00 a.m. to 3:00 p.m., and Sundays, when no events are scheduled, from 11:00 a.m. to 3:00 p.m. Call 972-785-4780 for more information.

The Cowboys souvenir shop, The Pro Shop, is also open daily on the grounds outside the stadium at Gate 8.

## Texas Stadium

2401 E. Airport Freeway ★ Irving, TX 75062  
972-785-4000





## Cowboys Summer Training Camp

One of the annual highlights for Dallas Cowboys fans is the opportunity to visit Dallas Cowboys Training Camp. This year's camp will take place at the Alamodome in San Antonio, Tex. The 2002 camp marks the team's 13th camp in Texas.

Since moving their training camp to Texas, the Cowboys have had seven winning seasons, won six NFC Eastern Division titles, won three Super Bowls and played in four NFC Championship Games. The team has also compiled a composite record of 123-86 for a winning percentage of .589 since moving to Texas from Thousand Oaks, Calif., prior to the 1990 season.

San Antonio is a convenient location for Cowboys fans throughout Texas and the neighboring states to visit. In each of the past 12 seasons, the Cowboys have drawn an average of nearly 100,000 fans to the summer practice sessions and scrimmages with other NFL teams.

The camp at The Alamodome offers a rare opportunity for Cowboys' fans from all over the State of Texas and the Southwest to get an "up close and personal look" at their favorite team with all practice sessions free and open to the public.

The team will dress and conduct all practices at the Alamodome. A RealGrass natural playing field will be built in the parking lot south of the dome. Indoors, a state-of-the-art Sportfield NT synthetic grass system as well as a RealGrass natural surface will be installed inside the dome. These two surfaces will accommodate morning, afternoon and evening practices during the club's stay in San Antonio. The San Antonio Marriott Riverwalk will be the Cowboys home away from home for lodging, meals and meetings. Located at 711 East Riverwalk, the hotel is located on the city's scenic River Walk.



**LOCATION:** The Alamodome, San Antonio, Texas

**DATES:** This year camp opens on Friday, July 26 and runs through Friday, Aug. 23

**SAN ANTONIO:** San Antonio has a population of 1,144,646 people as of the 2000 U.S. census and is the third largest city in Texas. With a metropolitan area of 1,592,383, San Antonio has the 30th largest metropolitan population in the United States. There are over 30,000 hotel rooms in the San Antonio metro area.

**ALAMODOME:** The Alamodome opened on May 15, 1993 and has hosted a number of major sporting events in its short history. Along with the annual Alamo Bowl, the facility also hosted the 1997 and 1999 Big XII Championship football game. In 1998, the Alamodome was home to the Men's NCAA Final Four and this past spring hosted the Women's NCAA Final Four. The Alamodome has also been selected as the site for the 2004 Men's NCAA Final Four. Home to the NBA's San Antonio Spurs the last nine years, the Alamodome hosted the 1996 NBA All-Star Game and the 1999 NBA Finals won by the Spurs. The facility has also been the home of numerous state political conventions and concerts. The Alamodome is a multi-purpose facility that seats up to 72,000 and has 160,000 square feet of floor space.

**PRACTICES:** Cowboys practice sessions at the Alamodome are open to the public free of charge. Public parking is available on site during practice times.



## Cowboys on the Web

[www.dallascowboys.com](http://www.dallascowboys.com)

For breaking news, press releases, historical information, statistics and rosters, visit the official website of the Dallas Cowboys, [www.dallascowboys.com](http://www.dallascowboys.com). Updated daily, [www.dallascowboys.com](http://www.dallascowboys.com) has the most extensive information on upcoming games, including video of weekly press conferences and audio of weekly conference calls. The Cowboys website is also a great place to find information on the players and coaches, order tickets for upcoming games and order merchandise from the Cowboys Pro Shop.



## Cowboys on the Road

### Hotel Headquarters on the Road

**Home Games**

DFW Airport Marriott .....(972) 929-8800

**Carolina, August 17**

Hyatt Charlotte .....(704) 554-1234

**Jacksonville, August 29**

Marriott Sawgrass .....(904) 285-7777

**Houston, September 8**

Renaissance Houston .....(713) 629-1200

**Philadelphia, September 22**

Sofitel Philadelphia .....(215) 569-8300

**St. Louis, September 29**

Sheraton City Center .....(314) 231-5007

**Arizona, October 20**

Hilton Phoenix East / Mesa .....(480) 833-5555

**Detroit, November 3**

Marriott Renaissance Center .....(313) 568-8000

**Indianapolis, November 17**

Sheraton Indianapolis Hotel & Suites .....(317) 846-2700

**New York, December 15**

Hyatt Regency Jersey City .....(201) 469-1234

**Washington, December 29**

Ritz-Carlton Pentagon City .....(703) 415-5000

## Official Dallas Cowboys Fan Club

**Official Dallas Cowboys #1 Fan Club**

Be a part of the exciting action of the Dallas Cowboys all year long. The Official Dallas Cowboys #1 Fan Club offers members exclusive premium items, discounts on special items throughout the year, the *Dallas Cowboys Official Weekly*, and more. Call for more information or to join: 972-556-9978 between 2-5 p.m. (central time) Monday-Friday.







The Dallas Cowboys Cheerleaders recently reached a major milestone in the entertainment industry by making more international entertainment trips to U.S. military bases than any other professional performer or group over the past ten years. An American institution that is recognized worldwide, the Cheerleaders are currently in their third decade of operation at Texas Stadium.

The Cowboys transformed the idea of sideline cheerleaders in 1972 when they mixed a unique blend of glamour and dance with an old football tradition. Nobody at the time predicted the Dallas Cowboys Cheerleaders would become an international phenomenon, but that's precisely what happened. This year the squad will celebrate its 30th anniversary.

The image and style of the Cowboys Cheerleaders has had an enormous influence on entertainment in sports. But while the Cowboys Cheerleaders have been imitated throughout the sports world, no one has been able to equal their stature.

The strength of their national popularity was evident during the 1970's when two made-for-TV movies about the Cowboys Cheerleaders drew top ratings. That popularity has grown in the 1990's with an annual ESPN Swimsuit Special and appearances on Saturday Night Live, the Today Show and The David Letterman Show. More recently, the Cheerleaders had a featured role in Dr. T and the Women, starring Richard Gere and released in 2000.

Besides being an integral part of Cowboys games at Texas Stadium, the Cheerleaders perform at numerous state fairs, college halftime shows and other events around the country. They have also performed alongside celebrities such as Clint Black, Shania Twain, Randy Travis, Reba McEntire and Creed at nationally televised Texas Stadium spectacles.

The Cowboys Cheerleaders also donate their time to many charitable and civic causes. Every year the Cheerleaders visit hospitals, nursing homes and schools. They perform at telethons and other fund-raising events around the United States. And they bring their special brand of goodwill to American military bases in places like Korea, the Philippines, Cuba, Panama, Italy, the Indian Ocean, Bosnia, Albania, Macedonia and the Persian Gulf.

The Cowboys Cheerleaders' annual USO/Department of Defense tours every Christmas and spring have become a special tradition. Since 1979 the Cheerleaders have visited and entertained hundreds of thousands of United States military personnel all over the world on 47 USO/DOD tours. In 1997 the squad received the first-ever "Spirit of Hope" Award from the USO in recognition of distinguished service to American Troops stationed overseas.



**Kelli McGonagill Finglass**  
Director



**Judy Trammell**  
Choreographer

## 2002-2003 VETERANS

Shannon Gulbis .....5 Yrs.	Iris Steward .....3 Yrs.	Whitney Ott .....2 Yrs.
Julie Moulas .....5 Yrs.	Laura Beke .....2 Yrs.	Rashida Pridgen .....2 Yrs.
Kelly Kirchoff-Stus .....3 Yrs.	Breah Brown .....2 Yrs.	Amy Reed .....2 Yrs.
Rhonda Musgrove .....3 Yrs.	Misty Eubanks .....2 Yrs.	Courtney Sparks .....2 Yrs.
Brandi Nace .....3 Yrs.	Sonia Garza .....2 Yrs.	Angela VanDeWalle .....2 Yrs.
Emily Newton .....3 Yrs.	Kimberly Hiller .....2 Yrs.	

## 2002-2003 ROOKIES

Lynlee Allen  
Monica Banfield  
Adrianna Butler  
Jennifer Clark  
Monica Cravinas  
Jenni Croft

Heather Dunn  
Stacy Fresh  
Maya Hayes  
Lisa Henslin  
Vandy Jordan  
Courtney Leon

Leah Lyons  
Amy Jo McKinley  
Ashley Melott  
Heather Pfler  
Crystal Risher



## Cowboys on Radio

For over a decade the Dallas Cowboys have enjoyed a close relationship with Infinity Broadcasting and its Dallas-Ft. Worth outlet KVIL. This year, however, the 'Boys move down the dial to a different Infinity station: "Oldies Radio 98.7 KLUV." On KLUV again, the Dallas Cowboys will be heard in brilliant digital stereo at home and on the road.

Once more, the voices of the Cowboys will be the legendary Brad Sham and former Cowboys quarterback Babe Laufenberg. Kristi Scales remains on the field for instant sideline updates.

KLUV 98.7 will originate all games broadcast across the Dallas Cowboys Radio Network to over 70 stations in five states.

KLUV pre- and post-game coverage will be anchored by Wally Lynn, commentary by former Cowboys All Pro defensive back Charlie Waters, and the original number 88, wide receiver Drew Pearson. Head coach Dave Campo is a regular as well.

The 2002 season brings a new team and a new broadcast tradition for the Dallas Cowboys and Oldies Radio 98.7 KLUV.

### The Dallas Cowboys Radio Network

**TEXAS:** Abilene, KAGT (95.1-FM); Amarillo, KGNC (710-AM); Austin, KVET (1300-AM); Beaumont, KLVI (560-AM); Big Spring, KBST (95.9-FM); Brady, KNEL (95.3-FM); Brownwood, KBWD (1380-AM); Burkburnett, KYI (104.7-FM); Carthage, KGAS (104.3-FM); Comanche, KCOM (1550-AM); Corpus Christi, KEYS (1440-AM); Dallas-Fort Worth, KLUV (98.7-FM); Eastland, KATX (97.7-FM); Edinburg, KURV (710-AM); El Paso, KR0D (600-AM); Fredricksburg, KNAF (910 AM); Gonzales, KCTI (1450-AM/106.3-FM); Haskell, KVRP (97.1-FM); Hereford, KPAN (106.3-FM/860-AM); Horseshoe Bay, KBLK (92.5-FM); Houston, KPRC (950-AM); Jacksonville, KLJT (102.3-FM); Lamesa, KPET (690-AM); Laredo, KHOY (88.1 FM)/KLNT (1490-AM); Llano, KBLK (92.5-FM); Longview, KFRO (95.3-FM); Lubbock, KJTV (950-AM); Lufkin, KTBQ (107.7-FM); Marble Falls, KBLK (92.5-FM); Marshall, KCUL (92.3-FM/1410-AM); Mexia, KYCX (104.9-FM); Midland, KODM (97.9-FM); Mt. Pleasant, KALK (97.7-FM); Nacogdoches, KTBQ (107.7-FM); Odessa, KODM (97.9-FM); Paris, KPLT (107.7-FM); Plainview, KKYN (1090-AM); San Angelo, KKSA (1260-AM)/KWFR (94.7-FM), KIXY (94.7-FM); San Antonio, WOAI (1200-AM); Stephenville, KSTV (93.1-FM/1510-AM); Sulphur Springs, KSST (1230-AM); Sweetwater, KXOX (1240-AM); Temple, KTEM (1400-AM); Texarkana, KCMC (740-AM); Tyler, KTBW (600-AM); Waco, KRZI (1660-AM), KRXI (1580-AM); Wichita Falls, KYI (104.7-FM).

**ARKANSAS:** Crossett, KAGH (104.9-FM/800-AM); Ft. Smith, KHGG (1580-AM); Little Rock, KASR (92.7-FM), KKRN (101.7-FM).

**LOUISIANA:** Minden, KASO (1240-AM); Shreveport, KFLO (560-AM/106.7-FM).

**NEW MEXICO:** Albuquerque, KKOB (770-AM); Artesia, KBIM (94.9-FM); Carlsbad, KBIM (94.9-FM); Farmington, KWYK (94.9-FM); Hobbs, KBIM (94.9-FM); Lovington, KBIM (94.9-FM); Maljamar, KBIM (94.9-FM); Roswell, KBIM (94.9-FM).

**OKLAHOMA:** Ardmore, KVSO (1240-AM); Bartlesville, KRIG (104.9-FM); Elk City, KECO (96.5-FM); Oklahoma City, WWLS (104.9-FM); Tulsa, KTBZ (1430-AM).

### The Dallas Cowboys Spanish Radio Network

**TEXAS:** Abilene, KBBA (1280-AM); Amarillo, KPQZ (100.9-FM); Corpus Christi, KUNO (1400-AM); Dallas/Ft. Worth, KESS (1270-AM/106.9-FM); El Paso, KAMA (750-AM); Houston, KLAT (1010-AM); Laredo, XENLT (1000-AM); Lubbock, KBZO (1460-AM); McAllen/Brownsville, KGBT (1530-AM); Midland/Odessa, KOZA (1230-AM); San Antonio, KCOR (1350-AM).

**CALIFORNIA:** Los Angeles, KWKW (1330-AM); KWKU (1220-AM).

**NEW MEXICO:** Las Cruces, KAMA (750-AM).

**NEVADA:** Las Vegas, KRLU (1340-AM).

**MEXICO:** Mexico City, XERC (97.7-FM); Nuevo Laredo, XHNOE (91.3-FM).





## Cowboys on Television

### SILVERSTAR NETWORK



The SilverStar Network is the television production and syndication unit of the Dallas Cowboys Football Club. Now in its 11th year, the SilverStar Network produces and distributes some of the most-watched programs in the region — Dallas Cowboys preseason games, weekly programs, and specials throughout the year. These programs are televised in Dallas/Fort Worth and over 25 other markets throughout Texas, Arkansas, Louisiana, New Mexico and Oklahoma.

The Cowboys weekly shows during the preseason and regular season keep Dallas Cowboys fans abreast of the latest Cowboys stories making news and of key issues in the National Football League:

#### “Cowboys Special Edition with Jerry Jones”

Airs Saturdays at 6:30 p.m. from July 20, 2002, through the postseason on KTVT/CBS11 in Dallas/Fort Worth, and at locally scheduled times throughout the Dallas Cowboys syndicated network.

#### “The Dave Campo Show”

Airs Saturdays at 8:00 a.m. from Sept. 7, 2002, through the postseason on UPN-21 in Dallas/Fort Worth, and at locally scheduled times throughout the Dallas Cowboys syndicated network.

#### “Dallas Cowboys Pregame Show”

Airs Sundays at 10:00 a.m. from Sept. 8, 2002, through the postseason on KTVT/CBS11 in Dallas/Fort Worth, and at locally scheduled times throughout the Dallas Cowboys syndicated network.

### Cadena de Plata

Cadena de Plata broadcasts all Dallas Cowboys games in Spanish to affiliates throughout the Southwestern United States and the Republic of Mexico. Cadena de Plata (Silver Network) began broadcasting Cowboys preseason games in 1995 with original Spanish language television productions. Since then, Cadena de Plata has expanded to provide radio broadcasts of all Cowboys preseason, regular-season and postseason games to markets in the United States and Mexico.

Amarillo, KPQZ 100.9-FM, Corpus Christi, KUNO 1400-AM, Dallas, KESS 1270-AM, El Paso/Las Cruces, KAMA 750-AM, Laredo/Neuvo Laredo, XENLT 1000-AM, Las Vegas, KRLV 1340-AM, Los Angeles, KWKW 1330-AM, McAllen/Brownsville, KGBT 1530-AM, San Antonio KCOR 1350-AM, Mexico City, XERC 97.7-FM.

## Cowboys in Print

### DALLAS COWBOYS *Official* WEEKLY

*Dallas Cowboys Official Weekly* remains one of the largest team publications in sports with a circulation of nearly 50,000. The 28-year-old *Cowboys Weekly* reaches fans across the nation and around the world 32 times a year with action photos, game stories, inside information, profiles of players and cheerleaders and much more.

Fans interested in subscribing to the *DCW* should call 972-556-9972. An annual subscription, which includes free Internet access at [www.dallascowboysweek.com](http://www.dallascowboysweek.com), for 32 issues is priced at \$39.00.



## Community Outreach and the Dallas Cowboys



### GENE AND JERRY JONES FAMILY DALLAS COWBOYS CHARITIES

For the past 13 years, Jerry Jones and his family have owned and operated the Dallas Cowboys with a management style that places just as much emphasis on community leadership as it does on the goal of winning the Super Bowl. The dominant theme which underscores the Cowboys role in the community is to maximize the visibility, energy and celebrity of the world's most recognizable sports franchise and use those dynamic forces as a powerful means to help others.

The results on the field have brought championships to Dallas. The results away from the field have touched the lives of thousands.

### THE MISSION

"In the area of community service, our organization's mission is built upon an overall philosophy of helping those who don't have the strength, the resources or the means to help themselves," says Jones. "As a sports entity that has enjoyed unprecedented success and recognition for more than four decades, we feel a very strong obligation to transfer that championship tradition and the magic that it creates toward the bigger purpose of making a difference."

Jones enlists the talents, skills and resources of his entire family, all of the Cowboys players, and every member of the organization to provide a cutting edge approach to community outreach. "Any personal contact with an individual member of our organization can provide help for hundreds of people in need," adds Jones. "The star on the helmet can move mountains."

### THE ARMY AND THE STAR

The Jones family's dynamic association with the Salvation Army is a visible example of the creative and innovative manner in which the Cowboys can make a difference in the world.



For the past five seasons, the Jones family has dedicated the Cowboys annual Thanksgiving Day halftime show as a national showcase to kickoff the Salvation Army's annual Kettle Drive. The team's association with network television has spawned a donation of \$20 million worth of airtime to present nationally televised entertainment extravaganzas that have created a new holiday tradition.

Under the direction of Charlotte Jones Anderson, the Cowboys have produced the annual halftime event and welcomed nationally renowned entertainers Reba McEntire, Randy Travis, Clint Black and Billy Gilman &

Quincy Carter and his rookie teammates, joined by rookie Dallas Cowboys Cheerleaders, volunteer at the Salvation Army Christmas Assistance Center as part of the organization's annual support of the Salvation Army.





*Greg Ellis spends time with children from Happy Hill Farm Academy & Home – a residence for over 100 abused and neglected children and home of the Dallas Cowboys Courage House.*

Jessica Simpson and Creed to highlight each of the five Kettle Kickoff celebrations. The efforts have resulted in increases of over \$20 million, for the Army, from the previous year's total while reaching over 180 million people nation-wide.

On the local Salvation Army front, The Gene and Jerry Jones Family Center for Children opened in November of 1998 in conjunction with the Army. The center offers low-income families accessibility to affordable childcare programs that meet the needs of quality care and intellectual development. In each of the last eight years, Gene and Jerry Jones Family Dallas Cowboys Charities has served as host, and underwritten the costs, for the Super Lunch, a fundraising event for The Salvation Army Irving Corps Community Center and its special projects including the Family Center for Children. This annual event has raised nearly \$1 million since its inception, including \$200,000 in 2000.

Gene and Jerry are members of the Salvation Army's Dallas County Board and the National Advisory Board, respectively. The family was presented the Army's Partner of the Year Award in 1997 and in 1999 received the Evangeline Booth Award, one of the Army's highest national community service awards. Annually, the entire Cowboys organization supports the Army's Corporate Angel Tree Program, helping those in need during the holiday season. Individuals in the organization, including front office staff and players adopt angels to provide gifts and volunteer at the distribution center.




*Solomon Page joins the entire Cowboys offensive line in placing a hand print on a Pegasus statue donated to The Rise School of Dallas in support of the team's annual "First Downs for Down Syndrome" program.*



## MAGIC BY ASSOCIATION


Maximizing the 'magic' of the Dallas Cowboys celebrity, and using that influence to assist others through community service, is the backbone of the organization's mission away from the field of competition. Each year, the team fulfills thousands of requests for ticket packages and autographed



*Darren Woodson serves as a celebrity escort in the annual Children's Cancer Fund Fashion Show & Luncheon that raised approximately \$450,000 in 2002.*

memorabilia items that can produce proceeds that range from \$100 to tens of thousands of dollars per donation. Non-profit player appearances for charity, and 'Make-A-Wish' visits are a staple item in every Cowboys player contract. In addition, the Gene and Jerry Jones Family Dallas Cowboys Charities is the active philanthropic arm of the organization that annually makes significant contributions to organizations on both the local and national levels. In April of 1999, Gene and Jerry Jones made a \$1 million gift to the Library of Congress for the purpose of promoting education on the national and international levels. In their continuing desire to enhance education and support young people in the community, the Jones family served as underwriting sponsor

for The Dallas Cowboys/Gene and Jerry Jones Family - Dallas Morning News All-State Scholar-Athlete Team. The program honors and provides scholarships for 12 college-bound student-athletes from across the State of Texas who have distinguished themselves through academic and athletic excellence.



*Jason Bell interacts with a child at the Oak Cliff Boys & Girls Club while working on an arts and crafts project during a Rookie Club visit - the Dallas Cowboys Rookie Club introduces new players to the importance of community service, enabling them to work as a team and gain confidence in interacting with the community as professional athletes and role models.*






*Tim Seder signs autographs for breast cancer survivors, showing support for the Susan G. Komen Breast Cancer Foundation at the annual Dallas Race for the Cure.*

A wide variety of recent charitable efforts highlight the Jones family's continued activity in the local community. Some of those events include: 'First Downs for Down Syndrome,' a program in which the Cowboys' offensive production on the playing field produced corporate funding for down syndrome; a record setting celebrity roast of Jerry Jones for St. Philips School in Dallas, a facility where the team had previously funded a new playground; the Ticket Art Program, which featured the artwork of regional children's hospital patients on Dallas Cowboys season tickets in 1997 and raised money for the children's respective hospitals; the annual Cystic Fibrosis Sports Challenge hosted at Texas Stadium; in 2001, participation in and support of the Mayor's Summer Reading Program with player spokesperson Ebenezer Ekuban encouraging children to read; in 1998/99, the 'Be Cool, Go To School' program, which rewarded Dallas city elementary schools who boasted the best attendance with a visit from a Cowboys player and team mascot Rowdy; in 1999/2000, the "Prepare to Pass" program, an incentive program where Cowboys' spokesperson Darren Woodson encouraged 10th grade students in Dallas to pass the mandatory TAAS test; and with the guidance of special teams coach Joe Avezzano, the Cowboys have been major supporters of the Special Olympics effort in North Texas for nearly a decade. The Cowboys also took an active fundraising role in the aftermath of the Sept. 11 tragedies.

Jerry Jones' passion for helping those who have been hit with adversity has inspired him to enlist the assistance of his players on several goodwill missions that have touched the hearts of those in need. The organization's presence in these areas often extends far beyond the boundaries of the Dallas-Fort Worth area. In the spring of 1997, Jones joined Cowboys Troy Aikman, Herschel Walker and Charles Haley on a relief trip to the tornado-ravaged state of Arkansas. Three years earlier, the entire World Champion Cowboys team went to the Oklahoma City bombing site within two weeks of the tragedy. For years, Gene and Jerry Jones have been avid supporters of the Susan G. Komen Foundation and Race for the Cure for Breast Cancer. Annually, the Cowboys participate in the Fort Worth, Plano and Dallas Race for the Cure events. Additionally, the Dallas Cowboys honored the Komen Foundation and 450 breast cancer survivors in a special halftime tribute at Texas Stadium on Oct. 24, 1999.

The Cowboys are also very active in raising a large portion of the annual funds for the Happy Hill Farm and Academy. The Dallas Cowboys Family Cookbook and the team's annual Kickoff Luncheon serve as major revenue producers for the local academy that houses and educates abused and neglected children. The academy is also home to the Dallas Cowboys Courage House.



*Dexter Coakley and Orantes Grant help the Cowboys blitz hunger at the Salvation Army Irving Corps as part of the Hormel Hams for the Holidays program, which donates hams to underprivileged families.*

Under the enthusiastic guidance of Gene Jones, who serves as a member of the board of trustees for Children's Medical Center of Dallas, the entire Cowboys team has conducted annual Christmas visits to local children's hospitals in each of the past 13 years. The holiday visitation program, which involves not only every player, but also the Dallas Cowboys Cheerleaders, now extends to five different hospitals throughout Dallas and Ft. Worth.

Each year, the Cowboys underwrite and produce the annual 'Dallas Cowboys Let Us Play! Sports Camp for Girls,' a three-day camp for inner-city girls between the ages of 12 to 15 which encourages involvement in athletics for women with a focus on building character and self-esteem in at-risk youths. The team also sponsors a free coaching clinic for regional youth league and middle school coaches, from seven states, who spend a day with head coach Dave Campo and the entire Cowboys coaching staff at Texas Stadium.

## POWERFUL PARTNERSHIP WITH THE NFL

Through national public service announcements, local promotional events and their association with the NFL, the Cowboys are responsible for \$1 million in annual support of the United Way each year. The inaugural NFL & United Way Hometown Huddle took place on October 19, 1999 when the Dallas Cowboys and NFL players nationwide showed support in their communities. In 2000, the Second Annual Hometown Huddle on October 17th involved the Dallas Cowboys secondary serving lunch to the homeless and visiting with children at The Salvation Army, Carr P. Collins Social Service Center. In 2001, the team hosted the Hometown Huddle at their training facility, inviting 100 boys and girls to participate in a junior training camp.

In addition, the Cowboys and the entire NFL have formed a partnership that will designate \$1 million of annual support to the development of youth football programs throughout the country. In conjunction with that effort, the Cowboys will present a \$100,000 grant to the St. Philips School and Community Center in South Dallas. The grant will help fund a new \$750,000 recreation center that will include a football field. In 1998, the Cowboys presented Dallas Moorland YMCA with the funding to build new football fields to support their growing youth football program.

The Cowboys participated in the first annual Dallas Cowboys Community Quarterback Award, a league-wide volunteer recognition program that donated nearly \$1 million to community organiza-






Head Coach Dave Campo joins Cowboys players and cheerleaders in demonstrating football drills at a Dallas Cowboys/Gatorade Junior Training Camp in support of the annual Cowboys/United Way Hometown Huddle – an NFL/United Way initiative where every NFL team performs community service on the same day.



tions served by outstanding volunteers. The 2000 Dallas Cowboys Community Quarterback Award was awarded to Coach Robert Green—nominated for her volunteer work at St. Philip's School & Community Center in Dallas, Texas. Coach Green received a \$11,000 grant from the Gene and Jerry Jones Family Dallas Cowboys Charities donated in her name to St. Philip's. The runners-up, each receiving a \$3,500 grant, were Percy Borbin, Happy Hill Farm and Academy and Nancy Underwood Ippolito The Salvation Army.

## AMBASSADORS OF GOOD CHEER



The world famous Dallas Cowboys Cheerleaders organization is completely subsidized by the club for the primary purpose of providing goodwill and a sense of caring on a local, national and international platform. Aside from their obvious pres-

Emmitt Smith, along with teammate Robert Thomas and a member of the Dallas Cowboys Cheerleaders, visit patients at Children's Medical Center of Dallas during the team's annual holiday hospital visits.



*In wake of the Sept. 11 tragedies, the nationally televised Dallas Cowboys Thanksgiving Day Halftime show, annually kicking off the Salvation Army's Red Kettle Campaign, held a patriotic theme with a performance by Creed.*

ence on game days and their diligent work in local hospitals and homes for the elderly, the Dallas Cowboys Cheerleaders have now made more U.S.O. visits to U.S. troops stationed overseas than the legendary Bob Hope.

## A FAMILY PASSION

The operation of the Dallas Cowboys is a very visible family passion for Gene and Jerry Jones and their three children. Jerry Jones serves as the club's owner and general manager, while Stephen Jones (player personnel), Charlotte Jones Anderson (marketing, special events and community relations) and Jerry Jones, Jr. (legal operations) are all actively involved with the daily management of the club as vice presidents. Their shared dedication to community involvement has been a family source of pride for several years, and it extends far beyond the realm of the athletic world.

Gene Jones is also a current member of the advisory board for the Meadows School for the Arts at Southern Methodist University, the board of directors for the John G. Tower Center for Political Studies at SMU, the advisory board for Family Gateway and the Children's Education Fund advisory board. She has previously served on the advisory board for the March of Dimes, the executive board of TACA and the executive board of the Mental Health Center. She has also been a member of the Dallas Symphony League and the Associates of the Dallas Museum of Art. In addition, she has been a past honorary chairman for major fund-raising events that benefited Neurofibromatosis and the Easter Seals Society.

In the spring of 1998, the Jones' hosted a celebrity fundraiser at their home with Lauren Bacall as the featured guest. On that one evening, for the benefit of SMU's Meadows Foundation, the family helped produce the single largest fund raising event in University history. As a result of her efforts, the University established the Gene Jones Scholarship in her honor.

Jerry Jones has a lifetime association with the Boys and Girls Clubs of America. In 2001, the Joneses were awarded the Chairman's Award by The Boys and Girls Clubs of America. This award is given to recognize individuals who made a positive difference in people's lives – particularly in the lives of children. The Chairman's Dinner, chaired by daughter, Charlotte Anderson, raised \$1.9 million for The Boys and Girls Clubs. Jerry currently serves as a national trustee for the Southwest region of the organization and was previously named the Man of the Year by the Boys and Girls Clubs of Little Rock, Arkansas.





# 2001 Final Standings

## AMERICAN FOOTBALL CONFERENCE

### Eastern Division

	W	L	T	Pct.	Pts.	OP
* New England	11	5	0	.688	371	272
* Miami	11	5	0	.688	344	290
* New York Jets	10	6	0	.625	308	295
Indianapolis	6	10	0	.375	413	486
Buffalo	3	13	0	.188	265	420

### Central Division

	W	L	T	Pct.	Pts.	OP
* Pittsburgh	13	3	0	.813	352	212
* Baltimore	10	6	0	.625	303	265
Cleveland	7	9	0	.438	285	319
Tennessee	7	9	0	.438	336	388
Jacksonville	6	10	0	.375	294	286
Cincinnati	6	10	0	.375	226	309

### Western Division

	W	L	T	Pct.	Pts.	OP
* Oakland	10	6	0	.625	399	327
Seattle	9	7	0	.563	301	324
Denver	8	8	0	.500	340	339
Kansas City	6	10	0	.375	320	344
San Diego	5	11	0	.313	332	321

## NATIONAL FOOTBALL CONFERENCE

### Eastern Division

	W	L	T	Pct.	Pts.	OP
* Philadelphia	11	5	0	.688	343	208
Washington	8	8	0	.500	256	303
New York Giants	7	9	0	.438	294	321
Arizona	7	9	0	.438	295	343
Dallas	5	11	0	.313	246	338

### Central Division

	W	L	T	Pct.	Pts.	OP
* Chicago	13	3	0	.813	338	203
* Green Bay	12	4	0	.750	390	266
* Tampa Bay	9	7	0	.563	324	280
Minnesota	5	11	0	.313	290	390
Detroit	2	14	0	.125	270	424

### Western Division

	W	L	T	Pct.	Pts.	OP
* St. Louis	14	2	0	.875	503	273
* San Francisco	12	4	0	.750	409	282
New Orleans	7	9	0	.438	333	409
Atlanta	7	9	0	.438	291	377
Carolina	1	15	0	.063	253	410

\* Division Champion; \* Wild Card Team

## 2001 NFL POSTSEASON AT A GLANCE

(Home team in caps)

### AFC Wild Card Playoff Games

OAKLAND 38, New York Jets 24  
Baltimore 20, MIAMI 3

### AFC Divisional Playoff Games

NEW ENGLAND 16, Oakland 13 (OT)  
PITTSBURGH 27, Baltimore 10

### AFC Championship Game

New England 24, PITTSBURGH 17

### NFC Wild Card Playoff Games

PHILADELPHIA 31, Tampa Bay 9  
GREEN BAY 25, San Francisco 15

### NFC Divisional Playoff Games

Philadelphia 33, CHICAGO 19  
ST. LOUIS 45, Green Bay 17

### NFC Championship Game

ST. LOUIS 29, Philadelphia 24

## Super Bowl XXXVI at Louisiana Superdome, New Orleans, Louisiana

New England (AFC) 20, St. Louis (NFC) 17

## AFC-NFC Pro Bowl at Aloha Stadium, Honolulu, Hawaii

AFC 38, NFC 30





## 2002 NATIONAL FOOTBALL LEAGUE SCHEDULE

(All Times Local)

**THURSDAY, September 5 (First Weekend)**

San Francisco at New York Giants.....8:30

**SUNDAY, SEPTEMBER 8**

New York Jets at Buffalo.....1:00  
 Baltimore at Carolina.....1:00  
 Minnesota at Chicago (Champaign, Ill.).....12:00  
 San Diego at Cincinnati.....1:00  
 Kansas City at Cleveland.....1:00  
 Atlanta at Green Bay.....12:00  
 Indianapolis at Jacksonville.....1:00  
 Detroit at Miami.....1:00  
 Philadelphia at Tennessee.....12:00  
 Arizona at Washington.....2:15  
 St. Louis at Denver.....1:15  
 Seattle at Oakland.....4:15  
 New Orleans at Tampa Bay.....4:15  
 Dallas at Houston.....7:30

**MONDAY, SEPTEMBER 9**

Pittsburgh at New England.....9:00

**SUNDAY, SEPTEMBER 15 (Second Weekend)**

Chicago at Atlanta.....1:00  
 Tampa Bay at Baltimore.....1:00  
 Detroit at Carolina.....1:00  
 Cincinnati at Cleveland.....1:00  
 Tennessee at Dallas.....12:00  
 Miami at Indianapolis.....12:00  
 Jacksonville at Kansas City.....12:00  
 Green Bay at New Orleans.....12:00  
 New England at New York Jets.....1:00  
 New York Giants at St. Louis.....3:05  
 Arizona at Seattle.....1:05  
 Buffalo at Minnesota.....3:15  
 Houston at San Diego.....1:15  
 Denver at San Francisco.....1:15  
 Oakland at Pittsburgh.....8:30

**MONDAY, SEPTEMBER 16**

Philadelphia at Washington.....9:00

**SUNDAY, SEPTEMBER 22 (Third Weekend)**

(Open Dates: Baltimore, Jacksonville, Oakland, Pittsburgh)

New Orleans at Chicago (Champaign, Ill.).....12:00  
 Indianapolis at Houston.....12:00  
 New York Jets at Miami.....1:00  
 Carolina at Minnesota.....12:00  
 Kansas City at New England.....1:00  
 Dallas at Philadelphia.....1:00  
 Cleveland at Tennessee.....12:00  
 San Diego at Arizona.....1:05  
 Buffalo at Denver.....2:05  
 Green Bay at Detroit.....4:15  
 Seattle at New York Giants.....4:15  
 Washington at San Francisco.....1:15  
 Cincinnati at Atlanta.....8:30

**MONDAY, SEPTEMBER 23**

St. Louis at Tampa Bay.....9:00

**SUNDAY, SEPTEMBER 29 (Fourth Weekend)**

(Open Dates: Atlanta, Indianapolis, San Francisco, Washington)

Chicago at Buffalo.....1:00  
 New Orleans at Detroit.....1:00  
 Carolina at Green Bay.....12:00  
 New York Jets at Jacksonville.....1:00  
 Miami at Kansas City.....12:00  
 Houston at Philadelphia.....1:00  
 Cleveland at Pittsburgh.....1:00  
 Dallas at St. Louis.....12:00  
 New York Giants at Arizona.....1:05  
 Tampa Bay at Cincinnati.....4:05  
 Tennessee at Oakland.....1:15  
 New England at San Diego.....1:15  
 Minnesota at Seattle.....5:30

**MONDAY, SEPTEMBER 30**

Denver at Baltimore.....9:00

**SUNDAY, OCTOBER 6 (Fifth Weekend)**

(Open Dates: Detroit, Houston, Minnesota, Seattle)

Tampa Bay at Atlanta.....1:00  
 Oakland at Buffalo.....1:00  
 Arizona at Carolina.....1:00  
 New York Giants at Dallas.....12:00  
 Cincinnati at Indianapolis.....12:00  
 New England at Miami.....1:00

Pittsburgh at New Orleans.....12:00  
 Washington at Tennessee.....12:00  
 San Diego at Denver.....2:05  
 Kansas City at New York Jets.....4:05  
 Philadelphia at Jacksonville.....4:15  
 St. Louis at San Francisco.....1:15  
 Baltimore at Cleveland.....8:30

**MONDAY, OCTOBER 7**

Green Bay at Chicago (Champaign, Ill.).....8:00

**SUNDAY, OCTOBER 13 (Sixth Weekend)**

(Open Dates: Arizona, Chicago, NY Jets, Philadelphia)

Pittsburgh at Cincinnati.....1:00  
 Carolina at Dallas.....12:00  
 Buffalo at Houston.....12:00  
 Baltimore at Indianapolis.....12:00  
 Detroit at Minnesota.....12:00  
 Green Bay at New England.....1:00  
 Atlanta at New York Giants.....1:00  
 Jacksonville at Tennessee.....12:00  
 New Orleans at Washington.....1:00  
 Oakland at St. Louis.....3:15  
 Kansas City at San Diego.....1:15  
 Cleveland at Tampa Bay.....4:15  
 Miami at Denver.....6:30

**MONDAY, OCTOBER 14**

San Francisco at Seattle.....6:00

**SUNDAY, OCTOBER 20 (Seventh Weekend)**

(Open Dates: Cincinnati, New England, NY Giants, Tennessee)

Carolina at Atlanta.....1:00  
 Jacksonville at Baltimore.....1:00  
 Chicago at Detroit.....1:00  
 Denver at Kansas City.....12:00  
 Buffalo at Miami.....1:00  
 San Francisco at New Orleans.....12:00  
 Minnesota at New York Jets.....1:00  
 Tampa Bay at Philadelphia.....1:00  
 Seattle at St. Louis.....12:00  
 Houston at Cleveland.....4:05  
 San Diego at Oakland.....1:05  
 Dallas at Arizona.....1:15  
 Washington at Green Bay.....3:15

**MONDAY, OCTOBER 21**

Indianapolis at Pittsburgh.....9:00

**SUNDAY, OCTOBER 27 (Eighth Weekend)**

(Open Dates: Green Bay, Miami, St. Louis, San Diego)

Pittsburgh at Baltimore.....1:00  
 Detroit at Buffalo.....1:00  
 Tampa Bay at Carolina.....1:00  
 Tennessee at Cincinnati.....1:00  
 Seattle at Dallas.....12:00  
 Oakland at Kansas City.....12:00  
 Chicago at Minnesota.....12:00  
 Atlanta at New Orleans.....12:00  
 Cleveland at New York Jets.....1:00  
 Arizona at San Francisco.....1:05  
 Houston at Jacksonville.....4:15  
 Denver at New England.....4:15  
 Indianapolis at Washington.....8:30

**MONDAY, OCTOBER 28**

New York Giants at Philadelphia.....9:00

**SUNDAY, NOVEMBER 3 (Ninth Weekend)**

(Open Dates: Carolina, Denver, Kansas City, New Orleans)

Baltimore at Atlanta.....1:00  
 New England at Buffalo.....1:00  
 Philadelphia at Chicago (Champaign, Ill.).....12:00  
 Pittsburgh at Cleveland.....1:00  
 Dallas at Detroit.....1:00  
 Cincinnati at Houston.....12:00  
 Tennessee at Indianapolis.....1:00  
 Minnesota at Tampa Bay.....1:00  
 New York Jets at San Diego.....1:05  
 St. Louis at Arizona.....2:15  
 San Francisco at Oakland.....1:15  
 Washington at Seattle.....1:15  
 Jacksonville at New York Giants.....8:30

**MONDAY, NOVEMBER 4**

Miami at Green Bay.....8:00



**SUNDAY, NOVEMBER 10 (Tenth Weekend)**

(Open Dates: Buffalo, Cleveland, Dallas, Tampa Bay)

Cincinnati at Baltimore	1:00
New Orleans at Carolina	1:00
Detroit at Green Bay	12:00
New York Giants at Minnesota	12:00
Indianapolis at Philadelphia	1:00
Atlanta at Pittsburgh	1:00
San Diego at St. Louis	12:00
Houston at Tennessee	12:00
Seattle at Arizona	2:05
Washington at Jacksonville	4:05
New England at Chicago (Champaign, Ill.)	3:15
Kansas City at San Francisco	1:15
Miami at New York Jets	8:30

**MONDAY, NOVEMBER 11**

Oakland at Denver	7:00
-------------------	------

**SUNDAY, NOVEMBER 17 (Eleventh Weekend)**

New Orleans at Atlanta	1:00
Cleveland at Cincinnati	1:00
Dallas at Indianapolis	1:00
Buffalo at Kansas City	12:00
Baltimore at Miami	1:00
Green Bay at Minnesota	12:00
Washington at New York Giants	1:00
Arizona at Philadelphia	1:00
Pittsburgh at Tennessee	12:00
San Francisco at San Diego	1:05
Carolina at Tampa Bay	4:05
New York Jets at Detroit	4:15
Jacksonville at Houston	3:15
Denver at Seattle	1:15
New England at Oakland	5:30

**MONDAY, NOVEMBER 18**

Chicago at St. Louis	8:00
----------------------	------

**SUNDAY, NOVEMBER 24 (Twelfth Weekend)**

Tennessee at Baltimore	1:00
Atlanta at Carolina	1:00
Detroit at Chicago (Champaign, Ill.)	12:00
Jacksonville at Dallas	12:00
San Diego at Miami	1:00
Minnesota at New England	1:00
Cleveland at New Orleans	12:00
Buffalo at New York Jets	1:00
Cincinnati at Pittsburgh	1:00
Green Bay at Tampa Bay	1:00
Oakland at Arizona	2:05
Kansas City at Seattle	1:05
New York Giants at Houston	3:15
St. Louis at Washington	4:15
Indianapolis at Denver	6:30

**MONDAY, NOVEMBER 25**

Philadelphia at San Francisco	6:00
-------------------------------	------

**THURSDAY, NOVEMBER 28 (Thirteenth Weekend)**

New England at Detroit	12:30
Washington at Dallas	3:05

**SUNDAY, DECEMBER 1**

Miami at Buffalo	1:00
Baltimore at Cincinnati	1:00
Carolina at Cleveland	1:00
Chicago at Green Bay	12:00
Pittsburgh at Jacksonville	1:00
Arizona at Kansas City	12:00
Atlanta at Minnesota	12:00
Tennessee at New York Giants	1:00
Houston at Indianapolis	4:05
Denver at San Diego	1:05
St. Louis at Philadelphia	4:15
Seattle at San Francisco	1:15
Tampa Bay at New Orleans	7:30

**MONDAY, DECEMBER 2**

New York Jets at Oakland	6:00
--------------------------	------

**SUNDAY, DECEMBER 8 (Fourteenth Weekend)**

Cincinnati at Carolina	1:00
San Francisco at Dallas	12:00
Cleveland at Jacksonville	1:00
St. Louis at Kansas City	12:00
Buffalo at New England	1:00
Houston at Pittsburgh	1:00
Atlanta at Tampa Bay	1:00
Indianapolis at Tennessee	12:00
New York Giants at Washington	1:00
Detroit at Arizona	2:05
New Orleans at Baltimore	4:05
Philadelphia at Seattle	1:05
Denver at New York Jets	4:15
Oakland at San Diego	1:15
Minnesota at Green Bay	7:30

**MONDAY, DECEMBER 9**

Chicago at Miami	9:00
------------------	------

**SUNDAY, DECEMBER 15 (Fifteenth Weekend)**

Seattle at Atlanta	1:00
San Diego at Buffalo	1:00
New York Jets at Chicago (Champaign, Ill.)	12:00
Jacksonville at Cincinnati	1:00
Indianapolis at Cleveland	1:00
Tampa Bay at Detroit	1:00
Baltimore at Houston	12:00
Oakland at Miami	1:00
Minnesota at New Orleans	12:00
Washington at Philadelphia	1:00
Carolina at Pittsburgh	1:00
Kansas City at Denver	2:05
Dallas at New York Giants	4:15
Green Bay at San Francisco	1:15
Arizona at St. Louis	7:30

**MONDAY, DECEMBER 16**

New England at Tennessee	8:00
--------------------------	------

**SATURDAY, DECEMBER 21 (Sixteenth Weekend)**

Miami at Minnesota	12:30
San Francisco at Arizona	3:00
Philadelphia at Dallas	7:30

**SUNDAY, DECEMBER 22**

Detroit at Atlanta	1:00
Chicago at Carolina	1:00
New Orleans at Cincinnati	1:00
Buffalo at Green Bay	12:00
New York Giants at Indianapolis	1:00
Tennessee at Jacksonville	1:00
San Diego at Kansas City	12:00
Houston at Washington	1:00
St. Louis at Seattle	1:05
Cleveland at Baltimore	4:15
Denver at Oakland	1:15
New York Jets at New England	8:30

**MONDAY, DECEMBER 23**

Pittsburgh at Tampa Bay	9:00
-------------------------	------

**SATURDAY, DECEMBER 28 (Seventeenth Weekend)**

Philadelphia at New York Giants	1:30
Kansas City at Oakland	2:00

**SUNDAY, DECEMBER 29**

Cincinnati at Buffalo	1:00
Atlanta at Cleveland	1:00
Minnesota at Detroit	1:00
Tennessee at Houston	12:00
Miami at New England	1:00
Carolina at New Orleans	12:00
Baltimore at Pittsburgh	1:00
Dallas at Washington	1:00
Jacksonville at Indianapolis	4:05
Arizona at Denver	2:15
Green Bay at New York Jets	4:15
Seattle at San Diego	1:15
Tampa Bay at Chicago (Champaign, Ill.)	7:30

**MONDAY, DECEMBER 30**

San Francisco at St. Louis	8:00
----------------------------	------

Live Responsibly™



IT'S **MILLER** TIME™



**Official Beer Sponsor  
of the Dallas Cowboys**

© 2002 Miller Brewing Company, Fort Worth, TX