



COWBOYS
MEDIA GUIDE

2004



DALLAS COWBOYS 2004 SCHEDULE

Date	Preseason Games (TV)	Dallas Time
Sat., Aug. 14	@ Houston Texans (KTVT/CBS11)	7:00 p.m.
Sat., Aug. 21	@ Oakland Raiders (KTVT/CBS11)	8:00 p.m.
Mon., Aug. 30	TENNESSEE TITANS (ABC)	7:00 p.m.
Thurs., Sept. 2	KANSAS CITY CHIEFS (KTVT/CBS11)	7:00 p.m.

Regular Season Games (TV)		
Sun., Sept. 12	@ Minnesota Vikings (FOX)	3:15 p.m.
Sun., Sept. 19	CLEVELAND BROWNS (CBS)	3:15 p.m.
Mon., Sept. 27	@ Washington Redskins (ABC)	8:00 p.m.
Sun., Oct. 3	Bye	
Sun., Oct. 10	NEW YORK GIANTS (FOX)	Noon
Sun., Oct. 17	PITTSBURGH STEELERS (CBS)	3:15 p.m.
Sun., Oct. 24	@ Green Bay Packers (FOX)	3:15 p.m.
Sun., Oct. 31	DETROIT LIONS (FOX)	Noon
Sun., Nov. 7	@ Cincinnati Bengals (FOX)	Noon
Mon., Nov. 15	PHILADELPHIA EAGLES (ABC)	8:00 p.m.
Sun., Nov. 21	@ Baltimore Ravens (FOX)	Noon
Thurs., Nov. 25	CHICAGO BEARS (FOX)	3:30 p.m.
Mon., Dec. 6	@ Seattle Seahawks (ABC)	8:00 p.m.
Sun., Dec. 12	NEW ORLEANS SAINTS (FOX)	Noon
Sun., Dec. 19	@ Philadelphia Eagles (FOX)	Noon
Sun., Dec. 26	WASHINGTON REDSKINS (FOX)	3:15 p.m.
Sun., Jan. 2	@ New York Giants (ESPN)	7:30 p.m.
Home Games in BOLD CAPS		

WILD CARD WEEKEND	Jan. 8-9, 2005
DIVISIONAL PLAYOFFS	Jan. 15-16, 2005
CONFERENCE CHAMPIONSHIPS	Jan. 23, 2005
SUPER BOWL XXXIX (Jacksonville, Fla.)	Feb. 6, 2005
PRO BOWL (Honolulu, Hawaii)	Feb. 13, 2005

FINGERTIP INFORMATION

OFFICE ADDRESS

Cowboys Center
One Cowboys Parkway
Irving, Texas 75063-4727
Executive Office 972/556-9900
Fax 972/556-9304

Public Relations Department 972/556-9959

COWBOYS TICKET OFFICE

Texas Stadium
2401 E. Airport Freeway
Irving, Texas 75062
Ticket Office 972/785-5000

Ticketmaster Outlets:

All Fiesta, Foley's and Wherehouse Music stores

Charge Tickets by Phone

Ticketmaster Outlets:
214/953-1500



HOME FIELD

Texas Stadium (Capacity 65,529)

Helmet/Blue Jersey

Silver (PMS 8240)
Blue (PMS 282)

White Jersey

Royal Blue (PMS 661)
Silver-Green (PMS 8280)

2004 TRAINING CAMP DATA

OXNARD, CALIFORNIA

July 30 through August 20

Residence Inn
2101 W. Vineyard Ave.
Oxnard, CA 93030
805/278-2200

PHONE NUMBERS:

Public Relations.....972/556-9959
Public Relations Fax972/556-9918

Staff Directory.....2

THE FRONT OFFICE

Jones, Jerry.....6
Jones, Stephen.....10
Parcells, Bill.....11
Coaching Staff.....14
Player Personnel.....28
Staff.....34

THE PLAYERS

Players
Biographies, Veterans.....38
Biographies, Rookies and First Year Players.....164

Rosters

2004 Rookies and First-Year Free Agents.....173
2004 Veterans.....174
All-Time, Coaches.....175
All-Time, Alphabetical.....176
All-Time, College.....182
All-Time, Numerical.....183
Honors, All-Time.....188
Draft, All-Time (1960-2004).....193
Free Agency.....202

2003 SEASON

Season at a Glance, 2003.....204
Statistics
Offense.....213
Defense.....214
Special Teams.....214
Postseason, Offense.....215
Postseason, Defense.....215
Team Game-by-Game.....216
Individual Game-by-Game.....218
Preseason.....222

THE RECORDS

Statistical Leaders, All-Time.....224
Team Statistics by Year.....226
Statistical Leaders by Year.....230
Largest Margin of Victory/Defeat.....236
Record Temperatures.....236
Individual Records.....237
Team Records.....247
Longest Plays.....255
Big Days.....257
Last Time.....259

THE PLAYOFF RECORDS

Playoff History.....262
Statistical Leaders, All-Time.....264
Individual Records.....266
Team Records.....270
Big Days.....273
Longest Plays.....274

THE HISTORY

Preseason Results, All-Time.....276
Regular Season Results, All-Time.....278
Opponents.....322
Ring of Honor.....332
Hall of Fame.....335
Historical Highlights.....342
Consecutive Winning Seasons.....352
Attendance.....353
Cowboys During the Week.....354
Cowboys on Thanksgiving Day.....354
Cowboys on Monday Night.....355
Overtime Games.....356

THE SIDELINES

Texas Stadium.....358
Training Camp.....359
Cowboys on the Web.....360
Cowboys on the Road.....360
Cheerleaders.....361
Cowboys on Radio.....362
Cowboys on Television.....363
Cowboys in Print.....363
Community Outreach.....364
NFL Standings, 2003.....374
NFL Schedule, 2004.....375

STAFF

PLAYERS

2003 SEASON

RECORDS

PLAYOFF RECORDS

HISTORY

SIDELINES



Dallas Cowboys Club Directory

FRONT OFFICE

Jerry Jones, Owner, President and General Manager
Stephen Jones, Chief Operating Officer/Executive Vice President/Director of Player Personnel
Charlotte Anderson, Vice President/Director of Charities and Special Events
Jerry Jones, Jr., Chief Sales and Marketing Officer/Vice President/General Counsel
Marilyn Love, Executive Assistant to the Owner, President and General Manager
Sha Moffett, Executive Assistant to the Chief Operating Officer
Sheri Collins, Executive Assistant to the Chief Sales and Marketing Officer
Diana Lambert, Administrative Assistant

COACHING STAFF

Bill Parcells, Head Coach
Maurice Carthon, Offensive Coordinator/Running Backs
Bruce DeHaven, Special Teams
Gary Gibbs, Linebackers
Todd Haley, Wide Receivers
Steve Hoffman, Kickers/Defensive Quality Control
Jim Jeffcoat, Defensive Ends
Joe Juraszek, Strength and Conditioning
David Lee, Offensive Assistant
Mike MacIntyre, Assistant Secondary
Sean Payton, Assistant Head Coach/Quarterbacks
Kacy Rodgers, Defensive Tackles
Tony Sparano, Tight Ends
George Warhop, Offensive Line
Mike Zimmer, Defensive Coordinator
Tony Ollison, Assistant Strength and Conditioning
Laura Fryar, Assistant to the Head Coach
Dina Ferreira, Administrative Assistant

PLAYER PERSONNEL

Stephen Jones, Director, Player Personnel
Larry Lacewell, Director, College and Pro Scouting
Chris Hall, College Scouting Coordinator
Todd Williams, Assistant Director, Player Personnel
Connie Shaffer, Contract Administrator
Jason McKay, Personnel Assistant
Adam Prasifka, Personnel Assistant

College

Tom Ciskowski, Assistant Director of College Scouting
Jeff Ireland, National Scout
Drew Fabianich, Scout
Tommy Hart, Scout
Jim Hess, Scout
Walter Juliff, Scout
Henry Sroka, Scout
John Wojchiechowski, Scout

Pro

Bryan Broadus, Assistant Director of Pro Scouting
Larry Dixon, Advance Scout
Bill Hitt, Pro Scout
Jim Dodson, Pro Scout
Chief Conwoop, Pro Personnel Assistant

MARKETING

Jerry Jones, Jr., Chief Sales and Marketing Officer/Vice President
Charlotte Anderson, Vice President/Director of Charities and Special Events
John Hickman, Director, Marketing and Corporate Partnerships
Robin Woith, Director, Marketing and Corporate Partnerships
Travis Clark, Director of Suite Sales and Marketing
Bill Priakos, Director, Merchandising
Jeff Watrous, Senior Manager, Marketing and Corporate Partnerships
Blaze Weaver, Manager, Corporate Partnerships and Special Events
Eddie Eusepi, Manager, Game Day Production
Chris Edwards, Marketing Coordinator
Megan Miller, Marketing Assistant
Tiffany Guzman, Marketing Assistant
Ted Ovletrea, Mascot Coordinator

TICKET SALES AND PROMOTIONS

Joel Finglass, Director, Sales, Promotions and Advertising
Jim Engstrom, Assistant Director
Tandra Johnson, Assistant Director
Jeff Abadie, Sales
Dale Boutwell, Sales
Brian Hodge, Sales
Ted Low, Sales
Kasey Mesa, Sales
Eric Mock, Sales
Matt Mooty, Sales
Becca Myers, Sales
Tim Russell, Sales
Stephanie Sandt, Sales
Chad Schultz, Sales
Matt Singer, Sales
Grady Siske, Sales
Leslie Yarbrough, Sales
Charles Zars, Sales

FOOTBALL OPERATIONS

Bruce Mays, Director, Football Operations
Craig Glieber, Assistant Director, Football Operations
Bryan Wansley, Operations Assistant
Curtis Manning, Building Security
Jesse Alonzo, Security
Jake Jacobs, Security
Wes Marshall, Security
Sanko Prioleau, Security
Herbert Tony, Jr., Security

PLAYER DEVELOPMENT

Steve Carichoff, Director, Player Development
Calvin Hill, Consultant
Dr. Jacqualeene Stephens, Consultant

HUMAN RESOURCES

Vincent Thompson, Chief Human Resources & Diversity Officer
Sarah Latham, Benefits Coordinator/H.R. Assistant
Robert Newhouse, Minority Procurement



COMMUNITY AFFAIRS

Jud Heflin, Director, Stadium Development
Robert Newhouse, Director, Alumni Affairs
Susan E. Skaggs, Director, Civic Affairs
Cindy Carpenter, Administrative Assistant, Stadium Development

PUBLIC RELATIONS

Rich Dalrymple, Director, Public Relations
Brett Daniels, Director, Corporate Communications
Emily Robbins, Director, Community Relations
Doug Hood, Public Relations Assistant
Scott Agulnek, Public Relations Assistant
Whitney Brandon, Community Relations Assistant

TICKET OPERATIONS

Carol Padgett, Director, Ticket Operations
Ann Bihari, Assistant Director, Ticket Operations
Kristi Behlmann, Ticket Representative
Darnella Davidson, Ticket Representative
Kristy Grissom, Administrative Assistant
Sonia Hacic, Box Office Manager, Dallas Desperados
Andrea Payne, Ticket Representative
Christopher Rogers, Ticket Representative
Krishna Tuttle, Ticket Representative
Casey Yocom, Ticket Representative

MEDICAL

Jim Maurer, Head Athletic Trainer
Britt Brown, Associate Athletic Trainer
Greg Gaither, Assistant Athletic Trainer
Dr. Dan Cooper, Team Physician
Dr. Andrew Dossett, Team Physician
Dr. J.R. Zamorano, Team Physician
Dr. Robert Fowler, Team Physician

EQUIPMENT

Mike McCord, Equipment Manager
Bucky Buchanan, Assistant Equipment Manager
Mike Kurowski, Assistant
Steve Mangus, Assistant

RETAIL MERCHANDISING

Jeff Coleman, Director, Retail Merchandising
Renate Kaaa, Coordinator, Retail Stores
David Brigner, Director, Business Systems
Amon Simmons, Buyer
Shannon Gross, Coordinator, Catalog/Internet Coordinator
Doug Aydelott, Training Camp and Special Events
Doug Mefford, Distribution Center Manager
Willie Munoz, Game Day and Stadium Coordinator
Amy Baker, Administrative Assistant

COWBOYS PUBLICATIONS

Russ Russell, Publisher
Rusty Russell, Assistant Publisher
Ron Spain, Editor
Sharon Carnahan, Circulation Manager
Cheryl Harris, Production Manager
Kay Clark, Administrative Assistant
Jonnie Haug, Administrative Assistant

ACCOUNTING

George Mitchell, Chief Financial Officer
David Frey, Controller
Connie Toevs, Controller, Blue Star
Tom Walker, Tax Manager
Shelly Cates, Assistant Controller
Melissa Held, Assistant Controller
Portia Grinage, Payroll
Gwendolyn Bugaway, Accounting Staff
Alisha Dietz, Accounting Staff
Tina Gray, Accounting Staff
Jane Pelphey, Accounting Staff
Jona Williamson, Accounting Staff
Phelycia Hall, Administrative Assistant

INTERNET TECHNOLOGY

Derek Eagleton, Internet Director
Mickey Spagnola, Columnist/Editor
Nick Eatman, Writer
Alan Larkin, Webmaster
Skyline Clashin, Administrative Assistant

INFORMATION TECHNOLOGY

Peter Walsh, Information Technology Consultant
David Land, Networking & Infrastructure Manager
Jayd Yoshino, Network Engineer
Al Gibson, Network Engineer
Carmen Ponce, Network Administrator
Ryan Burns, Applications Developer
Tom Woods, Applications Developer
Ashley Pierre, Business Systems Engineer
Marvin Manning, Business Systems Analyst
Laura Ke, EDI Systems Analyst
Jered McNeil, Systems Administrator

BUILDING OPERATIONS/PRACTICE FIELDS

Steve Landers, Director of Facilities
Chris Morrow, Field Supervisor
Al Walker, Assistant
Kathy Coleman, Mail Room/Supplies
Clay Braudrick, Mail Room
Chris Redmond, Mail Room

COWBOYS BROADCASTING

Scott Purcel, Director, Broadcasting
Victor Villalba, Manager, Spanish Language Prop.
Shaun Gish, Creative Production Manager
Roxanne Medina, Producer and Videographer
Brenda Davenport, Syndication and Traffic Manager
Chris Jacek, Producer
Chris Behm, Videographer
Clarence Carter, Production Assistant/Reporter

VIDEO

Robert Blackwell, Director
Steve Gagliardino, Assistant Director
Rich Behm, Assistant
Jack Murray, Assistant

DALLAS COWBOYS CHEERLEADERS

Charlotte Anderson, President
Kelli McGonagill Finglass, Director
Judy Trammell, Choreographer
Dan Devens, Operations Manager
Erin Boyd, Appearance Coordinator
Miko Bagley, Assistant to the Director
Rachel Durbin, Special Projects Assistant
Megan Willsey, Associate Choreographer
Shelly Roper McCaslin, Associate Choreographer
Shelly Bramhall, Associate Choreographer



Texas Stadium Corporation Directory

FRONT OFFICE

Stephen Jones, President
Bruce Hardy, Vice President and General Manager
Ron Underwood, Director of Operations
Glenn Kimberlin, Administrative Assistant/Operations
Susan E. Skaggs, Director of Special Events
Becky Elliott, Administrative Assistant
David Lavender, Director of Maintenance
Steve Epperson, Director of Housekeeping
Stephanie Downes, Executive Assistant
Veronica Elizardo, Receptionist

ACCOUNTING

Terri Van Hooser, Controller
Bobbi Cheney, Accounting Staff
Sandy Louviere, Accounting Staff
Susan Van Dyke, Accounting Staff
Keri Driver, Accounting Staff

FOOD AND BEVERAGE

Amy L. Phillips, Vice President of Food and Beverage
George Wasai, Director of Concessions
Jeannie Sprufera, Director of Suite Services
Eduardo Alvarez, Executive Chef
Felipe Tirado, Sous Chef
Cathy Malloy, Sales and Catering Manager
Sarah Kavalauskas, Sales and Catering Coordinator
Carter Helwig, Beverage Manager
Kevin Smith, Assistant Beverage Manager
Maria Miranda, Banquet Manager
Vincent St. Pierre, Purchasing Manager
Elaine Price, Suite Services Coordinator
Andrea Hull, Suite Services Coordinator
Brett Henshaw, Suite Services Assistant
Reginald Vaughn, Concourse Manager
Roderick Mitchell, Concessions Manager
Tavoris McGee, Warehouse Supervisor
Cyndi Comeaux, Concessions Assistant

Cowboys Merchandising Limited Directory

ADMINISTRATION

Jerry Jones, Jr., President
Bill Priakos, Vice President
Tom Schaeffer, National Sales Manager
Mike Denton, General Merchandise Manager
Neil Wiseman, Merchandise Manager
Federico Moreno, Mexico Sales
Sarah LaFavers, Account Manager
Sue Costa, Account Manager
Nancy Skole, Assistant Sales Manager
Sam Willis, Customer Service Manager
Brian Livingstone, Assistant Customer Service Manager
Amanda Himes, Executive Assistant

ACCOUNTING

Dale Knox, Controller
Christie Butler, Assistant Controller
Melinda Davis, Assistant Controller
Gurli Coambes, Accounting Staff
Angela Estis, Accounting Staff
Tanya Lauderdale, Accounting Staff
Evonne Patterson, Accounting Staff
Carolyn Weatherly, Accounting Staff

Dallas Desperados Football Club Directory

FRONT OFFICE

Jerry Jones, Jr., President/General Manager/Chief Executive Officer
Shy Anderson, Chief Operating Officer
George Mitchell, Chief Financial Officer
Robin Woith, Director, Marketing and Corporate Partnerships
Scott Purcel, Director, Broadcasting
Sonia Hacic, Manager, Ticket Operations
Ted Low, Manager, Ticket Sales
Blaze Weaver, Manager, Corporate Partnerships and Special Events
Doug Hood, Media Relations Coordinator
Eddie Eusepi, Marketing/Game Operations
Pamela Jagger Purcel, Manager, Desperados Dancers
Ryan Green, Marketing Assistant
Christie Dally, Marketing Assistant
Ted Ovletrea, Mascot Coordinator
Tiffany Guzman, Assistant


COACHING STAFF


Will McClay, Head Coach
Tony Ollison, Strength and Conditioning

FOOTBALL OPERATIONS

Steve Mangus, Equipment Manager
Robert Blackwell, Video Director
Larry Dixon, Operations Manager
Jason McKay, Player Personnel Assistant
Dr. Robert Fowler, Team Physician
Dr. Craig Goodhart, Team Physician

**The
Front
Office**





Jerry Jones

**Owner, President and
General Manager**



In one of the most dramatic eras of ownership in professional sports, Jerry Jones' stewardship of the Dallas Cowboys has brought unprecedented results and success to one of the world's most visible sports entities.

Highlighted by Super Bowl victories following the 1992, 1993 and 1995 seasons, Jones became the first owner in NFL history to guide his team to three league championships in his first seven years of ownership.

In 1995, Dallas also became the first team in NFL history to win three Super Bowls in four seasons, while tying the NFL record for most Super Bowl victories by an organization with five.

By 1999, the first decade of Jones' ownership closed with eight playoff appearances, six division titles, four conference championship game appearances and three world crowns. Dallas closed the millennium as the NFL's "Team of the Decade" for the 1990s.

Since he took over as general manager in 1989, the Cowboys have drafted 16 different players who have gone on to appear in a combined total of 58 Pro Bowls. Dallas has also signed four veteran free agent players who have made 12 Pro Bowl appearances while representing the Dallas Cowboys. Since 1989, the Cowboys have made 93 trades, the most celebrated of which was the 1989 deal that sent Herschel Walker to the Minnesota Vikings and provided the personnel foundation for three league titles.

In selecting the on-the-field leadership for the Cowboys, Jones hired a pair of coaches who won three Super Bowls in Dallas: Jimmy Johnson (1992-1993) and Barry Switzer (1995). Chan Gailey followed with a division title and a playoff appearance in 1998 and 1999. In 2003, Jones successfully recruited two-time Super Bowl winner Bill Parcells to Dallas, and Parcells then directed the team to a 10-6 record and a return to the playoffs.

In the last 26 years, 26 different owners have entered the National Football League. Of that group, only the Dallas owner has guided his franchise to more than two Super Bowl championships. Moreover, Jones joins Art Rooney, Jack Kent Cooke, Al Davis and Eddie DeBartolo as the only men to have won at least three Super Bowls as NFL owners.

On the league front, he has actively contributed to enhancing the NFL's status as the world's premier professional sports league by serving on the NFL's Competition Committee, the Broadcast Committee, the Management Council Executive Committee and the Business Ventures Committee. His vision in the areas of marketing, corporate sponsorships, television, stadium management and community service has made a visible imprint on the landscape of sports in America.

As a co-captain of the 1964 National Championship Arkansas Razorbacks, Jones is one of a very small number of NFL owners who actually earned a significant level of success as a football player. Jones is currently living his passion for engineering the fortunes of an NFL franchise. A man of varied interests who will not rest on yesterday's achievements, he is a dedicated businessman and family man - sharing a vivid enthusiasm for both.

Although Jones and his family are very involved in numerous civic and charitable causes, the Joneses have left an indelible local and national imprint on the philanthropic landscape with their love and dedication to The Salvation Army.

For the past seven seasons, the Jones family has dedicated the Cowboys annual Thanksgiving Day halftime show as a national showcase to kick off The Salvation Army's annual Kettle Drive. Through the donation of national television air-time, the event has created a new holiday tradition, while helping to increase donations to The Salvation Army's annual fund raising efforts by hundreds of millions of dollars. Major George Hood of The Salvation Army states that "by presenting the National Kettle Kickoff on Thanksgiving Day, the Dallas Cowboys have helped the Army raise over \$700 million in the past seven years." Reba McEntire, Randy Travis, Clint Black, Jessica Simpson, Billy Gilman, Creed, LeAnn Rimes and Toby Keith have provided the entertainment for the last seven holiday extravaganzas.

The Salvation Army points to the annual Cowboys kickoff event as one of the most effective, creative and important innovations in that has been developed in the long and storied history of the organization.

The Joneses received the Evangeline Booth Award in 1999, one of the Army's highest national community service awards and have been selected for membership into the prestigious Salvation Army William Booth Society. Gene and Jerry were also named to the Army's National Advisory Board in April of 1998 shortly after being named the organization's Partners of the Year in 1997.

In each of the last 10 years, Gene and Jerry Jones, have served as hosts and underwritten the costs for the Super Lunch, a fundraising event for The Salvation Army Irving Corps Community Center. In 1998, the Gene and Jerry Jones Family Center for Children opened in conjunction with The Army.

In 2001, the Joneses were awarded the Chairman's Award by The Boys and Girls Clubs of America. In June of 2002, Gene and Jerry Jones were recognized as the recipients of the Children's Champion Award for Philanthropy that was presented by the Dallas for Children organization. In 2003, the Family Gateway organization of Dallas presented Gene and Jerry with the Annette G. Strauss Humanitarian Award.

The Jones family is very involved with several other community-related organizations, including the Children's Medical Center of Dallas, Happy Hill Farm Academy/Home, the National Board for The Boys and Girls Clubs of America, the Kent Waldrep Paralysis Foundation, The Rise School of Dallas, The Family Place and The Susan G. Komen Foundation/Race for the Cure for Breast Cancer.

Jerry and Gene live in Dallas. They have three children, Stephen, Charlotte and Jerry, Jr., and seven grandchildren.

Stephen (6/21/64) is a graduate of the University of Arkansas and serves as the Cowboys' Chief Operating Officer/Executive Vice President/Director of Player Personnel. Charlotte (7/26/66) is a Stanford graduate and serves as the Cowboys' Vice President/Director of Charities and Special Events. Jerry Jr. (9/27/69), a graduate of Georgetown University who earned his law degree from Southern Methodist University, is the Cowboys' Chief Sales and Marketing Officer/Vice President/General Counsel.

Chronology Since 1989:

February 25, 1989 – Jones purchases the Dallas Cowboys and the lease to manage Texas Stadium Corp. from H.R. "Bum" Bright. Jerry Jones names Jimmy Johnson as the new head coach.

April 20, 1989 – Jones completes negotiations on Troy Aikman's contract – a six-year deal that is completed four days before Aikman is the top overall selection in the 1989 NFL Draft.

October 12, 1989 – Herschel Walker is traded to Minnesota for five players, six conditional draft choices and a 1992 first round draft choice. Among the players who actually came to Dallas as a result of the trade include Emmitt Smith, Russell Maryland, Kevin Smith and Darren Woodson.

August 10, 1990 – The Cowboys' first-ever in-state training camp concludes at St. Edward's University in Austin. Over 100,000 fans attend workouts, while more than 400 media credentials are issued in the three-plus weeks of work. Austin officials estimate the camp brought an additional \$3.2 million of income into the Austin area.

September 5, 1990 – The Cowboys trade Steve Walsh to the New Orleans Saints for a first and third round draft choice in 1991 and a conditional second round pick in 1992.

April 19, 1991 – A deal is made to bring the first overall selection in the 1991 NFL Draft to Dallas in exchange for a first and second round selection and three veteran players. Dallas selected Outland Trophy winner Russell Maryland with the top pick.

April 21-22, 1991 – In an unprecedented action among NFL clubs, the Cowboys sign their top three draft choices on draft day. The team also drafts a club record 17 players.

July 16, 1991 – The Cowboys open training camp in Austin with all 17 of their draft choices under contract. Dallas concludes its second training camp at St. Edward's University with over 75,000 fans attending the Cowboys' practices.

November 24, 1991 – The Cowboys end the Washington Redskins' 1991 undefeated streak at 11 games with a 24-21 victory at RFK Stadium.

December 15, 1991 – Dallas defeats Philadelphia, 25-13, at Veterans Stadium to secure a wild card playoff spot. The victory marks the team's first trip to the playoffs since the 1985 club went 10-6 and won the NFC Eastern Division title.

December 22, 1991 – Dallas closes the 1991 season with a 31-27 win over Atlanta, marking the team's best record (11-5) since 1983.

January 5, 1992 – Dallas defeats Chicago by a 17-13 score in an opening round playoff game at Soldier Field. The victory marks the Cowboys' first playoff win since 1982, and the first playoff win on the road since 1980.

May 1, 1992 – Jerry Jones is appointed to the NFL's Competition Committee by Commissioner Paul Tagliabue. Jones becomes the first owner to serve on the prestigious committee since the death of Cincinnati's Paul Brown.

December 21, 1992 – Before a national television audience on ABC's Monday Night Football, the Cowboys defeat the Atlanta Falcons (41-17) at the Georgia Dome to claim the NFC Eastern Division Championship. The victory marks the Cowboys' first divisional title since 1985. It is the 14th divisional title in club history.

December 23, 1992 – Six players from the Cowboys offense are selected to play in the Pro Bowl. The six players establish a Dallas Cowboys' record for most offensive players selected to the Pro Bowl.

December 27, 1992 – Dallas defeats Chicago by a 27-14 score at Texas Stadium. The victory is the 13th of the year for Dallas, establishing a new club record for victories in a season. Emmitt Smith finishes the season with 1,713 rushing yards, enabling him to become the first player to win back-to-back NFL rushing titles since Eric Dickerson (1983-84).

December, 1992 – The Cowboys set a team record for road attendance by averaging 72,523 fans-per-road game in 1992. The team also played before a sold-out stadium in all 16 regular season games.

January 10, 1993 – In their first home playoff game since 1983, Dallas hands NFC East rival Philadelphia a 34-10 defeat in an NFC Divisional Playoff Game.

January 17, 1993 – In their first NFC Championship Game since 1982, the Cowboys defeat the San Francisco 49ers by a 30-20 score at Candlestick Park. The victory sends Dallas to Super Bowl XXVII in Pasadena, marking the Cowboys' first Super Bowl trip since 1978.

January 31, 1993 – While making a NFL record sixth Super Bowl appearance, the Cowboys defeat Buffalo 52-17 in Super Bowl XXVII at the Rose Bowl in Pasadena. Troy Aikman was named the game's MVP after throwing four touchdown passes. The Super Bowl crowd of 98,374 becomes the largest crowd to ever witness a Cowboys game. The game was witnessed by 133.4 million television viewers, making Super Bowl XXVII the most watched event in television history.

March 5, 1993 – The Super Bowl Champion Dallas Cowboys become the first athletic team to visit the White House under President Bill Clinton's administration. The visit to the White House is the first in club history.

December 28, 1993 – An NFC record 11 Dallas players are selected to the Pro Bowl. That group includes a club record eight offensive selections (seven Pro Bowl starters).

January 2, 1994 – The Cowboys defeat the N.Y. Giants 16-13 in overtime at the Meadowlands. The victory clinches the Cowboys' second straight NFC East title and the 15th division crown in club history.

January 2, 1994 – Emmitt Smith finishes the season with 1,486 yards to earn his third straight NFL rushing crown. He becomes just the fourth man in NFL history to win three consecutive rushing titles. He is also named Associated Press NFL Player of the Year, the first Cowboy so honored.

January 23, 1994 – Dallas defeats San Francisco 38-21 in the NFC Championship Game at Texas Stadium. The victory gives the Cowboys an NFL-record seventh conference championship in the first conference title game to be played at Texas Stadium since Jan. 1, 1978 (a 23-6 win over Minnesota).

January 30, 1994 – Dallas becomes one of just three NFL teams to win four Super Bowls by defeating Buffalo (30-13) in Super Bowl XXVIII. The victory enables the Cowboys to become the only franchise in NFL history to win more than one Super Bowl under two different owners. The game, played at the Georgia Dome in Atlanta, featured two rushing touchdowns by Super Bowl MVP Emmitt Smith.

March 30, 1994 – Barry Switzer is named the new head coach of the Dallas Cowboys – and the third head coach in team history. Switzer replaces Jimmy Johnson, who stepped down as the Cowboys' head coach the previous day.

December, 1994 – For the second straight season, the Cowboys send a club and NFC record 11 players to the Pro Bowl.

January, 1995 – The Cowboys set a Texas Stadium record for home attendance with an average crowd of 64,579 in 1994, the first time Dallas has averaged over 64,000 fans-per-game at Texas Stadium. The previous record was 63,943 set in 1981.

January 15, 1995 – The Cowboys play in their third NFC Championship Game of the decade. The Cowboys are the only NFL team to play in multiple conference championship games in each decade of the team's existence.

December 24, 1995 – Dallas wraps up its fourth straight NFC Eastern Division title – a feat that no other NFC East team had accomplished other than the Cowboys teams from 1976 to 1979.

December 25, 1995 – Emmitt Smith closes the season with a team record 1,773 rushing yards and an NFL record 25 rushing touchdowns. Smith led the NFL in rushing for the fourth time in five years, becoming just the fifth player in NFL history to win at least four rushing titles.

December, 1995 – Ten Cowboys are selected to the NFC Pro Bowl squad. Since 1993, Dallas has earned 32 Pro Bowl selections – the most ever by one team over a three-year period of time.

January 14, 1996 – The Cowboys win an NFL record eighth conference championship game by defeating the Green Bay Packers 38-27 at Texas Stadium. The victory marked the Cowboys third NFC title in four years.

January 28, 1996 – Dallas becomes the first team in NFL history to win three Super Bowls in a four-year period by defeating the Pittsburgh Steelers 27-17 in Super Bowl XXX at Sun Devil Stadium in Tempe, Ariz. The game is witnessed by 138.4 million television viewers, making Super Bowl XXX the most watched event in television history. The victory enables Dallas to earn its fifth Super Bowl title – joining the San Francisco 49ers as the only NFL franchises to win five Super Bowls. The Cowboys have now appeared in an NFL record eight Super Bowls. Dallas also became the first NFL franchise to win Super Bowls with three different head coaches.

December 15, 1996 – The Cowboys clinch a fifth straight division title with a 12-6 win over the New England Patriots at Texas Stadium. The championship enables the Cowboys to become the first team in NFL history to win five straight NFC Eastern Division crowns.

January 5, 1997 – Dallas closes the postseason with a divisional playoff loss at Carolina. The loss marks the first time since the 1991 season that the Cowboys were unable to reach the NFC title game.

December, 1997 – The Cowboys close the 1997 season with a 6-10 record, marking the team's first non-playoff season since 1990.

February 12, 1998 – Jerry Jones names Chan Gailey as the fourth head coach in the history of the Dallas Cowboys franchise. Gailey, who had previously served as the Pittsburgh Steelers offensive coordinator, replaces Barry Switzer, who resigned from his position on January 9th.

July 15, 1998 – The Cowboys open training camp at Midwestern State University in Wichita Falls, TX. Attendance figures for the four-week camp exceed 100,000.

November 8, 1998 – With 163 yards on 29 carries in a 16-6 win over the New York Giants, Emmitt Smith becomes the Dallas Cowboys all-time leading rusher. Smith's performance against New York pushes him past Tony Dorsett (12,036) and into the Cowboys top spot.

December 20, 1998 – After a one-year absence from postseason play, the Cowboys clinch their sixth NFC Eastern Division title in the last seven years with a 13-9 win over Philadelphia at Texas Stadium. The 1998 division crown is the 19th division championship (15th NFC East title) in the club's 39-year history.

December 27, 1998 – After scoring a first-half touchdown on a one-yard run against the Redskins at Texas Stadium, Emmitt Smith becomes the NFL's all-time leader in rushing touchdowns, moving ahead of Marcus Allen (123). Smith would later add a 26-yard touchdown run in the second quarter to bring his league record total to 125 rushing touchdowns by season's end. The Cowboys closed the year with a 23-7 victory over Washington and a 10-6 record, marking the 23rd season in which Dallas recorded at least 10 wins – an NFL record. The win over the Redskins also enabled Dallas to become the first team in the history of the NFC East to post an 8-0 record in division play.

December 24, 1999 – The Dallas Cowboys NFL-record of consecutive games in front of sold out stadiums comes to an end in a Christmas Eve game against the New Orleans Saints in the Louisiana Superdome. The streak, which included home and away games, came to a halt after 160 games. It began on Dec. 23, 1990 at Philadelphia's Veterans Stadium and included 79 straight sell-outs at Texas Stadium (including playoffs) and 81 straight sell-outs on the road (including playoffs).

January 2, 2000 – The Cowboys close the century as the NFL's most successful team in the decade of the 1990s. From 1990 to 1999, Dallas qualified for the playoffs eight times, won six division titles, made four trips to the conference championship game and won three Super Bowls. The 1999 season ends with an 8-8 regular season record and a wild card playoff loss at Minnesota on Jan. 9, 2000.

January 26, 2000 – Jerry Jones names Cowboys defensive coordinator Dave Campo as the fifth head coach in franchise history. Campo spent the previous 11 seasons as an assistant coach in Dallas and was the defensive coordinator for the 1995 team that won Super Bowl XXX.

August 27, 2001 – Dallas defeats Oakland in a preseason American Bowl game in Mexico City that marks the Cowboys ninth international game. With stops in England (2), Japan (2), Mexico (4) and Canada (1), the Cowboys have played more international games than any other team in the NFL.

October 27, 2002 – In a 17-14 loss to the Seattle Seahawks at Texas Stadium, Emmitt Smith moved past Walter Payton to become the all-time NFL rushing leader. Smith finished the 2002 season, and his Dallas Cowboys career, with 17,162 yards, 436 more than Payton's previous career mark of 16,726.

January 2, 2003 – Jerry Jones names Bill Parcells as the sixth head coach in Dallas Cowboys' franchise history. Parcells, a two-time Super Bowl winner with the New York Giants, replaces Dave Campo.

December 21, 2003 – The Cowboys topped the N.Y. Giants to record their 10th win of the season and secure a wild card berth in the playoffs. It was the club's 27th postseason appearance, extending their NFL record. It was also the 24th season in franchise history that the club had posted at least 10 wins, also a league record.



Stephen Jones

**Executive Vice President
Chief Operating Officer
Director of Player Personnel**



With 15 years of NFL experience under his belt, Stephen Jones has established himself as one of the brightest young executives in professional sports. Recognized as Owner Jerry Jones's right-hand man, Jones is currently the Cowboys' Chief Operating Officer and Executive Vice President as well as President of Texas Stadium.

Jones is spearheading the club's new stadium efforts, overseeing the in-house development team while working directly with local government, community and business leaders. On a day-to-day basis, he oversees the operations of both the Dallas Cowboys and Texas Stadium. His work involves managing the organization's 300 employees, including the coordination of the Cowboys' entire player personnel department and major player contract work.

Jones played an integral role in the team's rise from a 1-15 record in 1989 to being the NFL's "Team of the Decade" with three Super Bowl titles in the 1990s. As he enters his 16th NFL season, Jones is a driving force behind the Cowboys resurgence as one of the elite level teams in the NFL. His recent work has seen the club restock its roster with some of the game's top young talent.

The success the Cowboys experienced on the field in 2003 started taking shape in February. Over a two-week span, Jones helped orchestrate the signing of Flozell Adams to a long-term contract, the acquisition via trade and signing of Terry Glenn from Green Bay and the unrestricted free agent signings of Richie Anderson, Dan Campbell and Al Singleton. Adams went on to earn his first Pro Bowl berth following the 2003 season, while Anderson led the team in receptions and Glenn led the club in receiving yards.

In the last two years, Jones has helped secure the services of three of the club's 2003 Pro Bowl players, safety Roy Williams, defensive tackle La'Roi Glover and Adams. The last two draft classes are proving to be the foundation for the future of the Cowboys with six all-rookie team members coming out of those draft classes, including Williams who reached All-Pro status in just his second professional season.

In the ever-evolving strategy that dictates a team's competitiveness in the current collective bargaining agreement, Jones' performance in managing the Cowboys salary cap has played a prominent role in the team's ability to compete at the NFL's highest level.

Jones' involvement in shaping the Dallas roster under the salary cap was critical in allowing the Cowboys to maintain one of the NFL's most talented core group of players throughout the decade of the 1990s. His creativity and care taking of the Cowboys' cap played a key role in the team's six division titles and four conference championship game appearances.

During a historic two-year period of time, Jones was involved in signing five Cowboys stars who were considered the best players in the game at their respective positions. Between September of 1993 and September of 1995, Jones helped orchestrate contract agreements with running back Emmitt Smith, quarterback Troy Aikman, fullback Daryl Johnston, wide receiver Michael Irvin and cornerback Deion Sanders.

In the summer of 1992, Stephen Jones was the key figure in the negotiation and signing of 13 veteran contracts – enabling the Cowboys to start the season with a complete roster en route to their run to the Super Bowl XXVII title.

In April of 1991, Jones was part of a Dallas college draft effort that saw the Cowboys select 17 players – all of whom were signed to contracts prior to the start of training camp in July. In addition, 14 of the 17 players drafted by Dallas in '91 went on to earn roster spots in the NFL.


Jones has enjoyed a life-long association with the game of football. A four-year letterman as a line-backer and special teams standout at the University of Arkansas, Jones was a starter for the Razorbacks in the Orange Bowl Classic Game that followed the 1986 season. Prior to attending the University of Arkansas, Jones was an all-state quarterback and a three-year starter at Catholic High School in Little Rock.

He graduated from Arkansas in 1988 with a degree in chemical engineering, and immediately went to work in the oil and gas business for JMC Exploration as an engineer.

On Feb. 25, 1989, Jerry Jones purchased the Dallas Cowboys and installed Stephen into a key front office position as one-of-three vice presidents with the club.

Jones is actively involved with the Young Presidents' Organization and serves on the board of directors for the Kent Waldrep National Paralysis Foundation, Southwestern Bell/SMU Athletic Forum, Cotton Bowl Athletic Association, Episcopal School of Dallas and Circle Ten Council of the Boy Scouts of America. Jones is also a member of the Dallas Citizens Council.

Jones (6/21/64) was born and reared in Little Rock. He is married to the former Karen Hickman of El Dorado, Ark., and the couple has three daughters and a son: Jessica (8/24/92), Jordan (10/8/93), Caroline (4/4/97), and John Stephen (4/19/99).



Bill Parcells

Head Coach

NFL: 17th Year * Cowboys: 2nd Year



On January 2, 2003 Bill Parcells took over the head coaching reigns of the Dallas Cowboys, marking the union of one of the NFL's most visible and successful franchises with one of the most prominent coach names in the history of the league.

In his first 12 months on the job, Parcells became the first head coach in NFL history to have directed four different teams to the playoffs when he guided Dallas to a 10-6 record and a wild card playoff berth. Along the way, Parcells elevated his career record to 159-113-1 while making his ninth trip to the playoffs in 16 years as an NFL head coach.

Parcells is currently 11th in NFL history in total victories by a head coach, and he is the second winningest active coach in the NFL trailing only San Diego's Marty Schottenheimer, who has posted 170 victories in 18 years.

A two-time Super Bowl winner with the New York Giants (1986 and 1990), Parcells is one of only four coaches (Dan Reeves, Don Shula, and Dick Vermeil) in NFL history to have led two separate teams to the Super Bowl. He joined that elite coaching group after taking the New England Patriots to the NFL title game following the team's AFC Championship in 1996.

One of just four active NFL head coaches to have won at least two Super Bowls (Joe Gibbs, Bill Belichick and Mike Shanahan), Parcells owns a postseason record of 11-7. He has guided 11 teams to winning seasons, and nine of his clubs have won at least 10 regular season games. Parcells-led teams have finished in either first or second place in their division in 10 of his 16 seasons.

All three of the previous NFL franchises that have been coached by Parcells can attest to his ability to develop a winner and maintain success. His results with the New York Giants, the New England Patriots and the New York Jets were dramatic and provided a winning foundation for the years that followed his departure.

Parcells' success has taken place in both the pre- and post free agency days in the NFL. His Giants teams were constructed in the days before the NFL's current salary cap and free agency systems were in place. His success with the Patriots occurred in the first days of free agency as the league was implementing the new system.

As the head coach and chief football operations officer of the Jets, he took full advantage of the "new" NFL by making several crucial personnel moves: signing restricted free agent running back and perennial 1,000-yard rusher Curtis Martin away from New England; swaying one of the top young centers in the NFL,

Head Coaching Top 25 All-Time Career Victories

Coach	Years	Teams	Career Totals				Regular Season			
			W	L	T	Pct.	W	L	T	Pct.
1. Don Shula	32	Colts, Dolphins	347	173	6	.665	328	156	6	.676
2. George Halas	40	Bears	324	151	31	.671	318	148	31	.671
3. Tom Landry	29	Cowboys	270	178	6	.601	250	162	6	.605
4. Curly Lambeau	33	Packers, Cardinals, Redskins	229	134	22	.623	226	132	22	.624
5. Chuck Noll	23	Steelers	209	156	1	.572	193	148	1	.566
6. Dan Reeves	23	Broncos, Giants, Falcons	201	174	2	.536	190	165	2	.535
7. Chuck Knox	22	Rams, Bills, Seahawks	193	158	1	.550	186	147	1	.558
8. Paul Brown	21	Browns, Bengals	170	108	6	.609	166	100	6	.621
Marty Schottenheimer	18	Browns, Chiefs, Redskins, Chargers	170	124	1	.578	165	113	1	.593
10. Bud Grant	18	Vikings	168	108	5	.607	158	96	5	.620
11. BILL PARCELLS	16	Giants, Patriots, Jets, Cowboys	159	113	1	.584	148	106	1	.580
12. Marv Levy	17	Chiefs, Bills	154	120	0	.562	143	112	0	.561
13. Steve Owen	23	Giants	153	108	17	.581	151	100	17	.595
14. Joe Gibbs	12	Redskins	140	65	0	.683	124	60	0	.674
15. Hank Stram	17	Chiefs, Saints	136	100	10	.573	131	97	10	.571
16. Weeb Ewbank	20	Colts, Jets	134	130	7	.507	130	129	7	.502
17. Mike Ditka	14	Bears, Saints	127	101	0	.557	121	95	0	.560
18. Mike Holmgren	12	Packers, Seahawks	125	82	0	.604	116	76	0	.604
Jim Mora	15	Saints, Colts	125	112	0	.527	125	106	0	.541
20. George Seifert	9	49ers, Panthers	124	67	0	.649	114	62	0	.648
21. Sid Gillman	18	Rams, Chargers, Oilers	123	104	7	.541	122	99	7	.550
22. Bill Cowher	12	Steelers	122	84	1	.592	115	76	1	.602
23. George Allen	12	Rams, Redskins	118	54	5	.681	116	47	5	.705
24. Don Coryell	14	Cardinals, Chargers	114	89	1	.561	111	83	1	.572
25. John Madden	10	Raiders	112	39	7	.731	103	32	7	.750

BOLD indicates active coaches.

Kevin Mawae, to join his efforts; and by signing veteran quarterback and 1998 team MVP Vinny Testaverde shortly after he had been released by Baltimore.

When he accepted the Jets' position, Parcells took over a club with the worst record in football – with back-to-back seasons of 3-13 and 1-15 – and he led them to a 9-7 record in his first year, showing one of the biggest improvements in pro football history. The following season, his Jets went 12-4 and advanced to the AFC Championship Game.

After taking over the Jets in February of 1997, Parcells guided the team to a 29-19 regular season record in his three seasons. The 29 victories accounted for the fifth most wins in the NFL over that period of time. Additionally, the team won the AFC East title in 1998 and advanced to the AFC Championship Game against the eventual Super Bowl champion Denver Broncos.

Under Parcells, the Jets went from 1-15 in 1996 to 9-7 in 1997 to 12-4 and the AFC Championship Game in 1998 – an improvement of 20 victories. It marked the first time in NFL history that a team had won one game and within two years was playing for a conference championship. The only other team that won one game in a season and then was able to make the playoffs in a two-year period was Vince Lombardi's Green Bay Packers, who were 1-10-1 in 1958 and rose to 7-5 in 1959 and to the NFL West title at 8-4 in 1960.

Under Parcells in 1997, the Jets came within one game of the playoffs at 9-7 and within one game of equaling their victory total for the previous three seasons (6-10 in 1994, 3-13 in '95 and 1-15 in '96). The improvement of eight games tied for the second best all-time turnaround, just behind the 1929 New York Giants and the 1963 Oakland Raiders, both of whom improved by nine wins over their preceding year. The turnaround of a plus eight was also accomplished by Ted Marchibroda, who guided the 1992 Indianapolis squad to 9-7 after a 1-15 season in 1991.

Citing health concerns, Parcells spent two years (1991-92) as a football analyst for NBC Sports, serving in roles ranging from studio host to color commentator. He returned to coaching in 1993, taking over the struggling New England Patriots who posted a 2-14 record in 1992 and were on a four-year losing skid. Within two years, Parcells coached the team to a 10-6 mark and its first playoff game in eight years. Then, in his fourth year, the Patriots went 11-5, good for first in the AFC East and a playoff bye, setting up two home playoff wins that put them into Super Bowl XXXI against Green Bay.

In 1983 Parcells assumed the head coaching reins of a Giants team that had just one winning season in its previous 10 years. Parcells took over a 4-5 team from the strike-shortened 1982 season and, following a 3-12-1 campaign in 1983, enjoyed a remarkable run of 9, 10, 14, 10, 12 and 13-win seasons between 1984 and 1990. In 1984 and 1985, the Giants reached the postseason as a wild card team. Each time, the eventual Super Bowl champions eliminated the vastly improved Giants from the playoffs. In 1986, however, the Giants went 14-2 and defeated the Denver Broncos in Super Bowl XXI. After a two-year absence, the Giants returned to the playoffs in 1989 as NFC Eastern Division champions. In 1990, the team captured its second world championship with a dramatic 20-19 victory over the Buffalo Bills in Super Bowl XXV. During his time with the Giants, the club won two Super Bowls, three division titles and had only one losing season. For his accomplishments, Parcells was honored with NFL Coach of the Year honors in both 1986 and 1989.

HEAD COACHING RECORD Regular Season Totals

Year	Team	W	L	T	Pct.	Result
1983	N.Y. Giants	3	12	1	.219	5th NFC East
1984	N.Y. Giants	9	7	0	.563	2nd NFC East
1985	N.Y. Giants	10	6	0	.625	2nd NFC East
1986	N.Y. Giants	14	2	0	.875	1st NFC East
1987	N.Y. Giants	6	9	0	.400	5th NFC East
1988	N.Y. Giants	10	6	0	.625	2nd NFC East
1989	N.Y. Giants	12	4	0	.750	1st NFC East
1990	N.Y. Giants	13	3	0	.813	1st NFC East
1993	New England	5	11	0	.313	4th AFC East
1994	New England	10	6	0	.625	2nd AFC East
1995	New England	6	10	0	.375	4th AFC East
1996	New England	11	5	0	.688	1st AFC East
1997	N.Y. Jets	9	7	0	.571	3rd AFC East
1998	N.Y. Jets	12	4	0	.750	1st AFC East
1999	N.Y. Jets	8	8	0	.500	4th AFC East
2003	Dallas	10	6	0	.625	2nd NFC East
Career Totals		148	106	1	.580	

NFL PLAYOFF RECORD

Year	Team	W	L	T	Pct.	Finish
1984	N.Y. Giants	1	1	0	.500	
1985	N.Y. Giants	1	1	0	.500	
1986	N.Y. Giants	3	0	0	1.000	Super Bowl XXI Champions
1989	N.Y. Giants	0	1	0	.000	
1990	N.Y. Giants	3	0	0	1.000	Super Bowl XXV Champions
1994	New England	0	1	0	.000	
1996	New England	2	1	0	.667	AFC Champions
1998	N.Y. Jets	1	1	0	.500	
2003	Dallas	0	1	0	.000	
Career Totals		11	7	0	.611	

NFL TOTAL RECORD

	W	L	T	Pct.
Regular Season	148	106	1	.580
Postseason	11	7	0	.611
Career Totals	159	113	1	.584

After a collegiate playing career that included stops at Colgate and Wichita State University, he began his coaching career in 1964 as a defensive assistant at Hastings College (in Nebraska). He returned to Wichita State in 1965 as a defensive line coach before moving east to coach at Army. After four years at West Point (1966-69), Parcells left for stints at Florida State, Vanderbilt, and Texas Tech. His first head coaching position came at the Air Force Academy in 1978. He then moved on to the NFL, as an assistant on Ray Perkins' staff with the Giants in 1979. After one season, he joined the Patriots (1980) as the linebackers' coach on Ron Erhardt's staff for one year before returning to the Giants as defensive coordinator and linebackers coach, the position he held until taking over as head coach in 1983.

Parcells, 62, is an Oradell, N.J. native. He was a member of the first graduating class at River Dell High School in Oradell in 1959, where he starred in basketball, football and baseball.

Born on Aug. 22, 1941 in Englewood, N.J., Parcells has three daughters - Suzy, Jill and Dallas - and three grandchildren.

BILL PARCELLS' COACHING HISTORY

Year	Team/School	Position
1964	Hastings College	Defensive Line Coach
1965	Wichita State	Defensive Line Coach
1966-69	Army	Linebackers Coach
1970-72	Florida State	Linebackers Coach
1973-74	Vanderbilt	Defensive Coordinator
1975-77	Texas Tech	Defensive Coordinator
1978	Air Force Academy	Head Coach
1979	New York Giants	Assistant
1980	New England Patriots	Linebackers Coach
1981-82	New York Giants	Defensive Coordinator/Linebackers Coach
1983-90	New York Giants	Head Coach
1993-96	New England Patriots	Head Coach
1997-99	New York Jets	Head Coach/Chief Football Operating Officer
2003	Dallas Cowboys	Head Coach

CAREER HONORS

1998	<i>USA Today</i> AFC Coach of the Year	1994 cont. <i>College and Pro Football Newsweekly</i>
1994	Associated Press Coach of the Year	AFC Coach of the Year
	United Press International Coach of the Year	NFL Films Coach of the Year
	Maxwell Award Coach of the Year	1989 <i>The Washington Post</i> NFL Coach of the Year
	<i>USA Today</i> Coach of the Year	1986 NFL Coach of the Year
	<i>Pro Football Weekly</i> Coach of the Year	1984 <i>Pro Magazine</i> NFC East Coach of the Year
	<i>Football Digest</i> Coach of the Year	

CAREER NFL HIGHLIGHTS

DATE	OPPONENT	SCORE	W/L	HIGHLIGHT
9/4/83	Los Angeles Rams	6-16	L	First game as NFL Head Coach
9/11/83	at Atlanta Falcons	16-13 (OT)	W	First win as NFL Head Coach
12/2/84	New York Jets	20-10	W	Clinches First winning season
12/23/84	at Los Angeles Rams	16-13	W	First playoff victory
12/29/84	at San Francisco 49ers	10-21	L	NFC Playoff game
12/29/85	San Francisco 49ers	17-3	W	NFC Wild-Card game
1/5/86	at Chicago Bears	0-21	L	NFC Playoff game
12/14/86	St. Louis Cardinals	27-7	W	Clinches First NFL East title
12/20/86	Green Bay Packers	55-24	W	Undefeated at home for 1986 (8-0)
1/4/87	San Francisco 49ers	49-3	W	NFC Playoff game
1/11/87	Washington Redskins	17-0	W	NFC Championship Game
1/25/87	Denver Broncos	39-20	W	Super Bowl XXI
12/2/88	at Washington Redskins	24-23	W	50th career NFL win
12/16/89	Dallas Cowboys	15-0	W	Clinches NFC East
1/7/90	Los Angeles Rams	13-19 (OT)	L	NFC Playoff game
12/23/90	at Phoenix Cardinals	24-21	L	Clinches NFC East
1/13/91	Chicago Bears	31-3	W	NFC Playoff game
1/20/91	at San Francisco 49ers	15-13	W	NFC Championship Game
1/27/91	Buffalo Bills	20-19	W	Super Bowl XXV
9/5/93	at Buffalo Bills	14-38	L	First game with Patriots
10/10/93	at Phoenix Cardinals	23-21	W	First win with Patriots
12/24/94	at Chicago Bears	13-3	W	100th NFL win - clinches playoff berth
1/1/95	at Cleveland Browns	13-20	L	AFC Playoff game
12/8/96	New York Jets	34-10	W	Clinches AFC East
12/21/96	at New York Giants	23-22	W	Clinches first round playoff bye
1/12/97	Pittsburgh Steelers	28-3	W	AFC Playoff game
1/19/97	Jacksonville Jaguars	20-6	W	AFC Championship Game
1/26/97	Green Bay Packers	21-35	L	Super Bowl XXXI
8/31/97	at Seattle Seahawks	41-3	W	First game and win with Jets
11/2/97	Baltimore Ravens	19-16 (OT)	W	200th regular season game
12/14/97	Tampa Bay Buccaneers	31-0	W	Jets first winning season since 1988
12/13/98	at Miami Dolphins	21-16	W	First Jets playoff berth since 1991
12/19/98	at Buffalo Bills	17-10	W	First Jets AFC East title, Parcells' fifth
1/10/99	Jacksonville Jaguars	34-24	W	First playoff win as coach of Jets
1/17/99	at Denver Broncos	10-23	L	AFC Championship Game
1/21/99	Buffalo Bills	17-7	W	250th Game (Reg. & Post-Season)
1/2/00	Seattle Seahawks	19-9	W	Final Game as Jets Head Coach
9/7/03	Atlanta Falcons	13-27	L	First game with Cowboys
9/15/03	at New York Giants	35-32 (OT)	W	First win with Cowboys and 150th NFL win
12/21/03	New York Giants	19-3	W	First Cowboys playoff berth since 1999
1/3/04	@ Carolina	10-29	L	NFL record fourth team taken to playoffs



Maurice Carthon

Offensive Coordinator/ Running Backs

Arkansas State

NFL: 11th Year ★ Cowboys: 2nd Year



Maurice Carthon enters his second season at the helm of the Dallas offense. The former NFL running back serves as the club's offensive coordinator, overseeing game plan preparations, and also works with the club's running backs.

In his first season in Dallas, Carthon took over a unit that ranked 30th in the NFL in offense, generating 273 yards-per-game prior to his arrival, and saw that ranking jump to 15th in the league at 322 yards-per-game. The Cowboys finished the season ranked 12th in the NFL with 124.9 rushing yards-per-game behind the running of first-time starter Troy Hambrick (972 yards) and newcomer Richie Anderson (a career-high 306 yards on the ground). In addition, fullback Richie Anderson led the Cowboys in receptions (69) and tied for fourth in the NFL in receptions by a running back. Anderson's totals for receptions and receiving yards (493) were the third best by a Dallas back in club history.

Prior to joining the Cowboys, Carthon served as the Detroit Lions offensive coordinator in 2002 after originally joining the team as the running backs coach in 2001. In his two seasons with the Lions, he took over a running game that had averaged 3.9 (2000) and 3.5 (1999) yards-per-carry before his arrival and was instrumental in those numbers increasing to 4.0 in 2001 and 4.1 in 2002. In addition, running back James Stewart posted a career-best 4.8 yards-per-carry average in 2001 and then came back in 2002 to record his second career 1,000-yard rushing season with 1,021 yards on 231 carries (4.4 avg.).

Carthon served as assistant head coach/running backs for the N.Y. Jets in 2000, which followed three years (1997-99) as the Jets' running backs coach under Bill Parcells. During his time in New York, the Jets produced four consecutive 1,000-yard rushing seasons from a running back after the franchise had experienced four 1,000-yard rushing seasons in its first 37-years of existence. Pro Bowl back Curtis Martin rushed for 1,204 yards – his sixth 1,000-yard rushing season – and nine touchdowns in 2000 after setting the team's single season rushing record with 1,464 yards in 1999. Under Carthon's direction, the Jets averaged 122.6 rushing yards-per-game, ranking seventh in the AFC and 12th in the NFL.

In 1998, Carthon worked two new starting backs, Keith Byars and Martin, into the offense, helping Martin to 1,287 yards, his fourth consecutive 1,000-yard season and the second-best rushing total in club history. Prior to the arrival of Martin, Carthon directed Adrian Murrell to become just the second running back in Jets history to have consecutive 1,000-yard seasons when he ran for 1,088 yards in 1997.

Carthon began his coaching career in New England in 1994 as an offensive assistant on Parcells' staff and shifted to coaching the Patriots' running backs and was a special teams assistant in 1995. He became the sole running backs coach in 1996. Carthon was partly responsible for the NFL's second highest scoring unit in 1996 (26.1 points-per-game) with New England. It was with the Patriots that Carthon first became strongly tied to the development of three-time Pro Bowler and current Jets' running back Martin. Carthon began working with Martin in 1995, a season which saw the unheralded third-round draft choice set single-season rushing records with 1,487 yards and 14 touchdowns on 368 carries and become the only rookie selected to play in the Pro Bowl while also garnering Rookie of the Year honors.

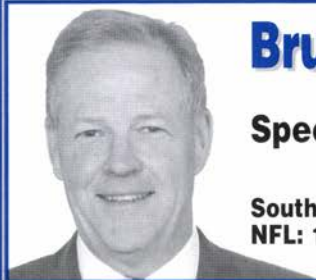
A veteran of eight NFL seasons as a player, Carthon originally signed with the N.Y. Giants as a free agent in 1985. He played seven seasons with the team and was a key member of Parcells' 1986 and 1990 Super Bowl championship teams as a blocking fullback. He finished his NFL playing career with the Colts in 1992. Carthon never missed a game due to injury in his career. He finished his playing days with 300 carries for 950 yards and two touchdowns and 90 receptions for 745 yards and two touchdowns.

Prior to signing with the Giants, Carthon began his professional playing career as an eighth-round draft pick of the USFL's New Jersey Generals. He played for the Generals from 1983-85, rushing for 2,102 yards and helping pave the way for the league's leading rusher, Herschel Walker. In 1984, Carthon started all 18 games and finished the season with a career-high 1,042 rushing yards and 11 touchdowns.

Carthon twice earned all-Southland Conference honors while starring at Arkansas State and led the team in rushing with 682 yards as a senior team captain. He attended Osceola, Ark., High School and was named the state MVP in basketball and twice earned all-conference honors in football.

Born on April 24, 1961, in Chicago, Ill., Carthon earned his degree in physical education and science from Arkansas State and was honored as the Osceola Man of the Year in 1991.

Maurice Carthon – Born April 24, 1961, Chicago. Running back Arkansas State 1979-82. Pro running back New Jersey Generals (USFL) 1983-85, New York Giants 1985-91, Indianapolis Colts 1992. Pro coach: New England Patriots 1994-96, New York Jets 1997-2000, Detroit Lions 2001-2002, Dallas Cowboys 2003.



Bruce DeHaven

Special Teams



Southwestern College (Kan.)

NFL: 18th Year ★ Cowboys: 2nd Year

Bruce DeHaven joined the Cowboys coaching staff in 2003, bringing 16 years of NFL experience and a reputation as one of the league's top special teams coaches to Dallas.

DeHaven's first special teams units in Dallas provided some stellar individual plays and consistent overall production. The Cowboys coverage unit finished the year sixth in the NFL, allowing only 6.7 yards-per-return. Dallas's coverage units finished the year with six players recording double digit tackle totals, including four with at least 16 stops. There were also a number of outstanding individual performances on the year, with lineman Flozell Adams setting a team record by blocking three extra point attempts, kicker Billy Cundiff tying the NFL record for field goals in a game with seven three-pointers in Dallas's overtime win at the N.Y. Giants (9/15), and Randal Williams returning an on-side kick attempt 37 yards for a touchdown to open the Philadelphia game (10/2).

Under DeHaven's guidance, the special teams in Buffalo (1987-99) and San Francisco (2000-02) thrived and were considered some of the most consistent units in the NFL. During DeHaven's three years with San Francisco, the 49ers special teams shined. In 2002, return man Jimmy Williams led the NFL with a 16.8-yard punt return average. This performance came on the heels of a 2001 season that saw Vinny Sutherland break the team record for most kick return yards by a rookie with 1,140. DeHaven was also instrumental in helping punter Jason Baker earn All-Rookie honors the same year. In his first season in San Francisco, DeHaven had six special teams players total double-digit tackles – three of those players were in their first year with the 49ers.

Prior to joining the 49ers, DeHaven spent 13 seasons with the Buffalo Bills. During his tenure in Buffalo, the club made four consecutive Super Bowl appearances, won six AFC East championships and appeared in 20 playoff games. In those 13 years, DeHaven helped develop two of the greatest special teams players in NFL history: Mike Pike and Steve Tasker. Under DeHaven's tutelage, Tasker was invited to seven Pro Bowls as the AFC's Special Teams Player and was voted the 1993 Pro Bowl MVP. In 1998, kicker Steve Christie set Bills single-season club-records for points (140) and field goals (33) and became the franchise's all-time leading scorer. In 1996, *The Dallas Morning News*, in a ranking of the 19 most important statistical categories, named the Bills special teams unit the best in the NFL. His 1991 punt coverage unit led the NFL in fewest punt return yards allowed with 53, the lowest total since the NFL changed the rules allowing only the ends to release on punt coverage when the ball is snapped. DeHaven also guided the Bills kickoff coverage unit to a No. 1 NFL ranking four consecutive years (1987-90).


Prior to joining the Bills staff in 1987, DeHaven spent three seasons in different coaching capacities in the USFL. He was the running backs and special teams coach with the Orlando Renegades (1985), special teams coach and offensive line coach for the Pittsburgh Maulers (1984) and special teams and assistant offensive line coach with the New Jersey Generals (1983) – where Maurice Carthon was a rookie fullback.

DeHaven began his collegiate coaching career at Kansas (1979-81), working with the defensive backs and offensive line, as well as heading up recruiting. He served as offensive line coach and recruiting coordinator at New Mexico State in 1982 before breaking into the pro ranks.

Before joining the college ranks, DeHaven spent nine years as a high school coach. As an assistant at Wichita, Kan., Southeast High School during part of that time, he helped lead the school to three straight football titles.

DeHaven was born in Trousdale, Kan. (9/6/48). He played eight-man football at Belpre-Trousdale, Kan., High School. A graduate of Southwestern College in Kansas with a degree in history and political science, DeHaven was a basketball standout, leading the team in scoring two consecutive years. He also participated in track and field. He and his wife, Kathy, have a son Tobin Scott (3/17/97) and daughter Annie Maude (3/23/99).

Bruce DeHaven – Born September 6, 1948, Trousdale, Kan. Attended Southwestern College (Kan.) but did not play football. College coach: Kansas 1979-81, New Mexico State 1982. Pro coach: New Jersey Generals (USFL) 1983, Pittsburgh Maulers (USFL) 1984, Orlando Renegades (USFL) 1985, Buffalo Bills 1987-99, San Francisco 49ers 2000-2002, Dallas Cowboys 2003.



Gary Gibbs

Linebackers

Oklahoma

NFL: 3rd Year ★ **Cowboys: 3rd Year**



Gary Gibbs joined the Cowboys coaching staff in 2002 and took over one of the club's most dependable position groups – linebacker. Gibbs – who brought 22 years of coaching experience to Dallas – has helped the Cowboys linebacking corps become one of the club's most consistent groups on the field. Their ability to make plays all over the field was a key factor in the defense's rise up the NFL's rankings to the top spot in 2003.

For the second consecutive season, Gibbs's unit led the Cowboys defensive charge with the top two tacklers on the squad. Dat Nguyen finished with a team-high 140 tackles – the second best total of his career – and was the only defender to rank in the top five on the team in every major statistical category. Nguyen led the club in tackles for losses (nine), placed third in passes defended (11), tied for fourth in quarterback pressures (10) and tied for fifth in sacks (2.0). Dexter Coakley earned his third career Pro Bowl selection after finishing second on the squad with 110 stops. Gibbs also worked newcomer Al Singleton into the group, and he responded with 57 tackles – the second best total of his career.

In his first year with the Cowboys, Gibbs's unit was one of the club's strongest and most dependable. Coakley led the team with 173 tackles, the second best single-season total in club history, while Kevin Hardy finished third on the team with 114 stops and was the only player to appear in the top five of four other defensive statistical categories. Nguyen, despite missing eight games following surgery to repair a fractured wrist, finished fifth on the team with 81 tackles.

Gibbs came to Dallas after consecutive one-year assignments as the defensive coordinator at Louisiana State University (2001) and the University of Georgia (2000). The LSU Tigers compiled a 10-3 record, winning the Southeastern Conference title and the Nokia Sugar Bowl. Gibbs's defensive unit finished the year ranked 21st nationally in rushing yards allowed and also led the SEC in interceptions with 18, picking off at least two passes in six-of-12 games. While at Georgia, his defense ranked 19th in the nation in total defense and 12th in scoring defense, allowing just 18 points-per-game.

Gibbs had a 23-year career at the University of Oklahoma as a player, assistant and head coach. During that time, the Sooners played in 16 bowl games and won three national titles.

During his six seasons as the head coach at Oklahoma (1989-94), Gibbs guided the Sooners to three bowl games and an overall record of 44-23-2. In his first three seasons after taking over the program from Barry Switzer, Gibbs continued the school's pattern of success, improving Oklahoma's record each season, from 7-4 as a rookie head coach, to 8-3 in the second year. A 9-3 season in 1991, his third year at the helm, included a 48-14 win over Virginia in the 1991 Gator Bowl. After slipping to 5-4-2 in 1992, Gibbs guided the Sooners to another 9-3 season in 1993, including a 41-10 win over Texas Tech in the John Hancock Bowl.


Gibbs began his coaching career as a graduate assistant under Switzer at Oklahoma in 1975. In 1978, he was promoted to linebackers coach. In 1981, Gibbs was named the Sooners defensive coordinator, and he held that post until taking over as head coach in 1989. During his tenure as Oklahoma's defensive coordinator, the Sooners captured the 1985 national title, and their defense led the nation in total defense three straight years (1985-87) and twice finished first in rushing defense (1986 and 1987). Among the players who prospered under Gibbs's tutelage were Lombardi Award winner Tony Casillas, two-time Butkus Award winner Brian Bosworth and co-Thorpe Award winner Rickey Dixon.

Gibbs was a linebacker at Oklahoma from 1972 to 1974, a span that saw the Sooners post a 29-4-1 overall mark and finish No. 1 in the nation in 1974 – with Gibbs recording 114 tackles as a starter. Oklahoma was ranked second in the nation in 1972 and they finished third nationally in 1973. Before joining the coaching staff at Oklahoma, Gibbs went to training camp with the New England Patriots as a free agent in 1975.

He earned his undergraduate degree in marketing from Oklahoma in 1974 and his master's degree in business from his alma mater in 1976.

A native of Beaumont, Texas, Gibbs lettered in both football (linebacker) and baseball (shortstop) at Spring Branch, Texas, High School. He and his wife, Jeanne, have two daughters, Whitley (6/23/81) and Jordan (5/1/84).


Gary Gibbs – Born August 13, 1952, Beaumont, Texas Linebacker Oklahoma 1972-74. College coach: Oklahoma 1975-94 (head coach 1989-94), Georgia 2000, Louisiana State 2001. Pro coach: Dallas Cowboys 2002-03.



Todd Haley

Wide Receivers

University of North Florida
NFL: 8th Year ★ Cowboys: 1st Year



A veteran of seven NFL seasons as a coach, Todd Haley joins the Cowboys as wide receivers coach after three years in the same capacity with the Chicago Bears. He has a proven track record in developing young players and getting the most out of veterans.

Despite working with three different starting quarterbacks in 2003, three of Haley's charges topped the 40-catch mark for the season, with Marty Booker leading the club with 52 receptions and 715 receiving yards. Dez White was second on the team with 49 receptions for 583 yards and David Terrell recorded a career-high 43 catches for 361 yards.

In 2002, Haley oversaw the continued growth of Booker as he continued to make huge strides following an outstanding 2001 season. Booker capped his 2002 campaign by becoming the first Bears' Pro Bowl selection at wide receiver since 1971 and only the fourth receiver in franchise history to earn the recognition. In garnering this honor, Booker became just the second Bears receiver to record back-to-back 1,000-yard seasons with a career-best 1,189 yards and a team-leading six touchdowns while just missing his second consecutive season of 100 or more catches (97). His two-year total of 197 receptions in 2001-02 was tops in the NFC. White also took advantage of Haley's mentorship, recording his first 100-yard receiving game and establishing career bests with 51 receptions for 656 yards and four touchdowns.

In Haley's first season with the Bears, he guided a young group which featured a break-out season from Booker – who became the first receiver in team history to catch 100 passes in a season. Booker became the eighth receiver in Bears history to surpass 1,000 receiving yards in a season with 1,071. He also posted a career-best and team-high eight touchdown catches.

Haley joined the Bears after spending four seasons coaching with the N.Y. Jets (1997-2000). In 1999-2000, he mentored the Jets wide receivers. In his first season with the group, Haley helped guide Keyshawn Johnson to his second consecutive Pro Bowl appearance. Johnson finished the season with 89 receptions, 1,170 receiving yards and eight touchdowns, each figure stands as the second best single-season mark of Johnson's career and the second most catches in a season in club history. Prior to taking over wide receiver duties, Haley worked as an assistant to offensive coordinator Charlie Weis (1997-98) and helped the Jets to two 1,000-yard receivers in 1998 and Johnson's first Pro Bowl. Haley began his career with the Jets as an assistant in the scouting department in 1995, where he scouted regionally for the team and assisted in player evaluations for two seasons.

Haley attended the University of Florida and the University of Miami before earning a bachelor's degree in communications from the University of North Florida in 1991.

The son of Dick Haley, the former Director of Player Personnel for the Pittsburgh Steelers (1971-90) and New York Jets (1991-2002), Haley served as a ball boy for the Pittsburgh Steelers in the 1970s. He was born, Feb. 28, 1967 in Atlanta, Ga.

Todd Haley – Born February 28, 1967, Atlanta, Ga. Attended Florida and Miami, Fla. but did not play football. Pro coach: New York Jets 1997-2000, Chicago Bears 2001-2003.



Steve Hoffman

**Kickers/
Defensive Quality Control**



**Dickinson College
NFL: 16th Year ★ Cowboys: 16th Year**

Steve Hoffman joined the Cowboys in 1989 and has undertaken the task of identifying and developing young kickers and punters. His challenges over the past 15 years have been highly visible, and his impressive results have allowed him to develop an outstanding reputation around the NFL. His kickers own 15 separate club records, including every single-season mark in the books. In 1990, Hoffman also added quality control duties to his responsibility. He currently coordinates defensive computer scouting of Cowboys future opponents, while providing internal analysis of the Cowboys own tendencies and productivity.

Hoffman has successfully recruited seven rookie or first-year free agent kickers to Dallas. All seven – Ken Willis, Lin Elliott, Chris Boniol, Richie Cunningham, Tim Seder, Jon Hilbert and Billy Cundiff – kicked at least 12 field goals in their first NFL season. Using seven different placekickers over the past 11 years, the Cowboys have connected on 294-of-373 field goal attempts for a success rate of 78.8% – including playoffs and two Super Bowls.

Hoffman has also brought four rookie free agent punters to Dallas – John Jett, Toby Gowin, Micah Knorr and Filip Filipovic. Hoffman helped develop Jett into a four-year veteran who performed on two Super Bowl Championship clubs and Gowin into one of the league's top punters with Dallas and New Orleans.

In 2003, Cundiff came into his own as a serious scoring threat among NFL placekickers. He connected on 23-of-29 field goal attempts, including three from beyond 50 yards. Cundiff also tied the NFL record with seven field goals in a game during a thrilling overtime win at the N.Y. Giants (9/15), where he kicked a 52-yarder to send the game into overtime as time expired in regulation and a 25-yarder to win the game in overtime.

In 2002, Hoffman began the grooming process of then-rookie Cundiff. Although given limited opportunities, Cundiff connected on 12-of-19 field goals, including a game-winning 48-yard boot at St. Louis (9/29) on the game's final play.

The 2001 season represented a new challenge for Hoffman. Normally given an entire off-season to find a replacement kicker, a mid-season ankle injury to Seder gave Hoffman one week to find a suitable temp for the job. That replacement was Jon Hilbert, a first-year kicker Hoffman originally brought to camp in 2000. Seder started the year 11-of-17 on field goals, and Hilbert stepped right in, hitting 11-of-15 – including nine of his final 11 kicks. The pair combined to hit a field goal in the final 12 games of the season, the third longest streak of games with at least one field goal in club history.

In 2000, Hoffman successfully introduced a rookie kicker and punter to the rigors of the NFL. Both flourished in their first professional season, with Knorr establishing a club rookie record with a gross punting average of 42.8 yards-per-punt. Seder connected on his first seven and 13 of his first 14 field goal attempts to open his pro career. He finished his first season by setting a club record for field goals made in a season by a rookie, hitting 25-of-33. His 75.8% accuracy rate marked the second highest percentage for a rookie in club history, just missing the club mark of 75.9% (Chris Boniol – 1994).

Hoffman's expertise in developing battle-ready kicking specialists was no more evident than in 1997, when he introduced Cunningham and Gowin to the pressures of performing in the NFL. Cunningham responded to the challenge by hitting 34 of his first 37 career field goal attempts, including a mid-season streak of 18 straight successful attempts. After finishing the 1997 season as the NFL's second leading scorer with 126 points, Cunningham was named All-Pro.

Gowin turned in a season-long average of 41.8 yards, and his net average of 35.4 was second best among all NFL rookie punters. Gowin capped his best season in Dallas in 1999 by averaging 43.2 yards-per-attempt (seventh in the NFL) before leaving for New Orleans via free agency.

Both Boniol and Jett departed the Cowboys following the 1996 season after very productive careers in Dallas. Boniol nailed his last 27 straight field goal attempts in 1996, after hitting his last 25 in a row in 1995. He closed his three-year Cowboys career by hitting on 81-of-93 field goals (87.1%), while Jett crafted a four-year average of 41.9 yards-per-punt.

As a rookie in 1994, Boniol hit on 22-of-29 field goal attempts (75.9%) to set a team record for field goal percentage by a rookie. In 1995, Boniol hit on 27 of his 28 field goal attempts (a team record 96.4% and the second best mark in NFL history at the time), and he also scored 127 points to establish a club-record for points by a kicker.

In 1993, Hoffman brought free agent punter John Jett to the NFL. The newcomer responded by finishing the year third in the NFL in net punting average (37.7). Hoffman also resurrected the career of veteran Eddie Murray, who hit 28-of-33 field goals (84.8%) after joining the team in late September.

Hoffman discovered a pair of rookie free agent place kickers in 1990 and 1992, and each went on to establish Dallas records for scoring by a rookie. In 1990, Ken Willis set the mark with 90 points, and in 1992, rookie Lin Elliott shattered that standard by scoring 119 points.


From 1985-87, Hoffman oversaw kickers at the University of Miami, where one of his charges was Jeff Feagles, an 11-year pro who punted for the N.Y. Giants last season. Hoffman also was a top instructor for Ray Pelfrey's kicking camps, where his students included Barry Helton, who booted for the San Francisco 49ers, and Brian Hansen, the Saints' all-time leading punter.

Hoffman spent two springs in Italy as offensive coordinator of the Bellusco Seahawks (1987) and Rho Blacknights (1988). In the fall of 1988, he coached at Sunset High School in Miami.

In 1983, Hoffman punted for the Washington Federals of the USFL. He also went to training camp with the Redskins in 1981 and 1983, Seattle in 1984 and New Orleans in 1985.

Born in Camden, N.J. (9/8/58), Hoffman starred in baseball and football at York Suburban High School in York, Pa. He earned All-Mid-Atlantic Conference honors at Dickinson College, where he played quarterback, running back and wide receiver while handling the punting and kicking duties. Hoffman earned a bachelor of arts degree in economics from Dickinson and a master of science in sports administration from St. Thomas (Fla.). He has a daughter, Micaela (10/18/95), and son, Lucas (5/29/97).

Steve Hoffman – Born September 8, 1958, Camden, N.J. Quarterback-running back-wide receiver Dickinson College 1977-80. Pro punter Washington (USFL) 1983. College coach: Miami 1985-87. Pro coach: Dallas Cowboys 1989-2003.



Jim Jeffcoat

Defensive Ends

Arizona State

NFL: 7th Year ★ Cowboys: 7th Year



A six-year member of the Cowboys' coaching staff, Jim Jeffcoat has spent the last four seasons as the defensive ends coach after two years as the club's assistant defensive line coach. Hired as an assistant in 1998, Jeffcoat often calls upon his 15 years of NFL playing experience to help tutor the Cowboys who now follow in his footsteps as one of the franchise's most productive and consistent defensive ends.

Jeffcoat's fourth season directing the fortunes of the club's defensive ends saw the club finish as the league's stingiest defensive unit, allowing just 253 yards-per-game, a 75-yard improvement from the previous season. That number included a league-low 164.4 yards through the air. On the ground, teams averaged just 3.5 yards-per-carry, the fourth best average in the league.

Under Jeffcoat's watch, Greg Ellis has evolved into one of the league's best all-around defensive linemen. After three consecutive seasons of increased production against the run with career-high tackle totals, Ellis led the 2003 club with a career-high eight sacks.

Jeffcoat's 2002 line helped Dallas limit opponents to a 3.8 yards-per-carry average and helped force 19 interceptions with their pass rush. That performance came on the heels of a 2001 season that saw the Dallas defense make a tremendous turnaround, allowing 1,710 rushing yards, a figure that was 927 fewer yards than the club allowed in 2000. Those numbers represented the largest turnaround by any defensive unit in the NFL in 2001.

Jeffcoat took over as defensive ends coach in 2000 and under his guidance, Ellis and Ebenezer Ekuban overcame adversity with character and persistence as the season unfolded. Ekuban handled the responsibility of starting at an early stage in his career while fighting through injuries, and Ellis battled back from a severe leg fracture that brought an abrupt end to his 1999 season.

In 1998 and 1999, Jeffcoat worked rookie defensive linemen Ellis (1998) and Ekuban (1999) into the lineup. Ellis became the first Cowboys' rookie to start a season at defensive end since Bob Lilly in 1961. Ellis went on to lead all defensive linemen with 63 tackles as a rookie. The next season, Jeffcoat helped guide Chad Hennings (92 tackles) and Kavika Pittman (74 tackles) to career-high tackle totals. That season Ellis led the team with 7.5 sacks, and Pittman finished second on the team with 10 passes defended, the highest total for a Cowboys linemen since Ed "Too Tall" Jones batted down 14 in 1988.

Jeffcoat joined the coaching ranks after finishing his playing career with 102.5 career sacks, 745 tackles and 194 quarterback pressures. Jeffcoat played in 227 games from 1983 to 1997, placing him among the top 40 players in NFL history in games played. He spent the first 12 years of his career with Dallas after being selected in the first round of the 1983 NFL Draft, and he was a member of Cowboys teams that won Super Bowls XXVII and XXVIII. Jeffcoat has played for or coached with all six head coaches in Cowboys' history.

During his 12-year stint with the Cowboys, Jeffcoat totaled 698 tackles, 94.5 sacks and 149 quarterback pressures. His best season in Dallas was 1989, when he finished with a career-high 100 tackles, a career-high 42 quarterback pressures, 11.5 sacks and a career-high three fumble recoveries. He registered five seasons with 70-or-more tackles and five seasons with 10-or-more sacks in Dallas. He tied the Cowboys team record for sacks in a game when he registered five sacks at Washington on Nov. 10, 1985. Jeffcoat played his final three seasons with the Buffalo Bills.

Jeffcoat was a three-year starter at Arizona State University from 1980-82, where he earned All-PAC 10 and honorable mention All-America honors. He was inducted into the Arizona State Hall of Fame on Oct. 22, 1994 after being named to the all-time Fiesta Bowl team in 1991. Jeffcoat earned All-America football honors at Matawan, N.J., Regional High School while also lettering in wrestling.

Jeffcoat was awarded the New Jersey Sportswriter's Association Unsung Hero Award for his community service in 1991. At the Cowboys' 2000 training camp, Jeffcoat and his defensive players participated in the club's tackling hunger "Lineman Weigh-In" sponsored by Campbell Soup, donating a total of 21,064 cans of soup to The Salvation Army Irving Corps and Faith Mission Food Bank in Wichita Falls, Tex. He earned his bachelor's degree in communications and his masters in business administration from ASU. He and wife Tammy have four children: Jaren (10/1/87), twins, Jackson and Jacqueline (12/26/90), and Jasmine (2/15/99).

Jim Jeffcoat – Born April 1, 1961, Cliffwood, N.J. Defensive end Arizona State 1979-82. Pro defensive end Dallas Cowboys 1983-94, Buffalo Bills 1995-97. Pro coach: Dallas Cowboys 1998-2003.



Joe Juraszek

Strength and Conditioning



New Mexico

NFL: 8th Year ★ Cowboys: 8th Year

Joe Juraszek (pronounced jer-AH-sick) joined the Cowboys staff as the strength and conditioning coach in February 1997, and implemented a hands-on approach that stresses strength development, cardiovascular conditioning, flexibility and speed work. His ability to tailor workout programs to individual player needs based on the player's input and workout history has earned him the respect and admiration of the players and the coaching staff.

The rapport Juraszek has developed with the players is evident in the number of participants in his off-season conditioning program each spring. The impact of this intensive program can be seen on the field with the continued successes of seasoned veterans Flozell Adams, Dexter Coakley, Greg Ellis, and Darren Woodson, as well as in the continued development and contributions from younger players like Terence Newman, Roy Williams and Jason Witten. Along with overseeing the strength and conditioning program for the team, Juraszek works with the Cowboys medical staff implementing rehabilitation programs for injured players. His work within these rehab programs has allowed players to return to the field quickly and, usually, stronger. His success can be seen in the performance of Jamar Martin, Dat Nguyen and Jeff Robinson in recent seasons.

Juraszek came to Dallas after serving as the University of Oklahoma strength coach from 1993-96. He joined the Sooners after serving as the strength coach at Texas Tech University from 1987-92. He was a graduate assistant and then a full-time assistant strength coach for Oklahoma from 1981-86.

He attended the University of New Mexico from 1976-81, where he played linebacker and defensive end for the Lobos while earning bachelor's degrees in Physical Education/Health and Economics. He added a master's degree while serving as a graduate assistant strength coach at Oklahoma.

In January 2001, Juraszek was a panel member for the "Get & Stay Fit" Family First Town Meeting hosted by WFAA-TV, Dallas's ABC affiliate. He joined Dr. Kenneth Cooper, founder and president of the Cooper Fitness Center and Clinic in Dallas, and Dr. Joel Steinberg, Medical Director of Children's Medical Center of Dallas, in providing advice on exercise training, preventative health tips and the latest facts on dieting.

A native of Chicago, Ill. (6/8/58), Juraszek and his wife, Camille, have a daughter, Nikki Jo (7/25/90), and a son, J.D. (9/9/92).

Joe Juraszek – Born June 8, 1958, Chicago, Ill. Linebacker/Defensive End New Mexico 1976-80. College coach: Oklahoma 1981-86, 1993-96, Texas Tech 1987-92. Pro coach: Dallas Cowboys 1997-2003.



David Lee

Offensive Assistant

Vanderbilt
NFL: 2nd Year ★ **Cowboys: 2nd Year**



David Lee enters his second season as the club's offensive assistant, overseeing the team's quality control efforts. He will also continue to work closely with Assistant Head Coach/Quarterback Coach Sean Payton in helping develop the club's young quarterbacks. His work with Quincy Carter helped the Dallas offense finish 15th overall in the NFL in 2003 – a huge improvement from the spot the club held in 2002.

Lee came to Dallas with 27 years of coaching experience at the collegiate level, including five as a head coach (1989-93 at Texas El Paso) and eight as an offensive coordinator. During his career, six of his former quarterbacks were drafted or signed as free agents in the NFL following their collegiate careers.

Prior to arriving in Dallas, Lee served as the quarterbacks coach at the University of Arkansas for two seasons, helping the Razorbacks to the 2002 Southeastern Conference Western Division title. In 2002, his work with Matt Jones saw the Arkansas quarterback throw for 1,413 yards and 16 touchdowns, the third highest season total in Arkansas history. Jones also set a school record for rushing yards by a quarterback with 600.

Before moving to Arkansas, Lee served seven seasons at Rice University. In his tenure at Rice as offensive coordinator and quarterbacks coach, the Owls racked up six of the school's top rushing totals, including a school-record 332.7 yards-per-game average in 1997. Rice ranked in the top 10 nationally in rushing three times during his stay. He also helped lead the Owls to a share of the Southwest Conference title in 1994 and their first win over Texas since 1965.

Lee was the head coach at Texas El Paso from 1989-93. He moved to UTEP after his first stint at the University of Arkansas, where he served as quarterbacks coach. Lee was part of Razorback teams that sported a 45-15-1 record and earned five straight bowl appearances. Included in that run was the 1986 season in which Arkansas quarterbacks threw just two interceptions (a SWC record) while helping the Hogs to a 10-2 record and an Orange Bowl appearance. Promoted to offensive coordinator in 1988, Lee helped engineer the Hogs' first Southwest Conference title in nine years with an offensive unit that featured a pair of All-SWC sophomores, quarterback Quinn Grovey and fullback Barry Foster.

Lee began his coaching career at Tennessee-Martin (1975-76) where he tutored quarterbacks and receivers for two seasons. After spending one season at Vanderbilt (1977) as quarterbacks coach, Lee moved to Ole Miss (1978-82) where he was in charge of the Rebels' quarterbacks for five seasons, directing two record setting quarterbacks – Kent Austin and John Fourcade. In 1983, Lee was the offensive coordinator and quarterbacks coach at New Mexico.

A three-year letterman at Vanderbilt, Lee served as team captain and was named the team's most valuable player in 1974 after quarterbacking the Commodores to a 7-3-2 record, including a 24-10 upset over fifth-ranked Florida. It was Vanderbilt's first win over the Gators in 15 years. Lee went on to lead the SEC in passing and guide his team to a 6-6 tie against Texas Tech in the Peach Bowl. Lee earned a bachelor's degree in history from Vanderbilt in 1975.

Born on July 2, 1953, in Cape Girardeau, Mo., Lee spent the first 12 years of his childhood in Dexter, Mo. He attended Woodham High School in Pensacola, Fla., where he graduated in 1971. Lee and his wife, Lynne, have four children – daughters Dana (4/3/79) and Shannon (9/16/84), and sons Brian (3/23/77) and Jordan (2/5/86).

David Lee – Born July 2, 1953, Cape Girardeau, Mo. Quarterback Vanderbilt 1971-74. College coach: Tennessee-Martin 1975-76, Vanderbilt 1977, Mississippi 1978-82, New Mexico 1983, Arkansas 1984-88, 2001-02, Texas El Paso 1989-93 (head coach), Rice 1994-2000. Pro coach: Dallas Cowboys 2003.



Mike MacIntyre

Assistant Secondary

Georgia Tech

NFL: 2nd Year ★ Cowboys: 2nd Year



Mike MacIntyre made his NFL coaching debut last fall as the Cowboys assistant secondary coach. Working closely with Mike Zimmer, MacIntyre helped guide a young group of players to the top of the league's pass defense rankings, an accomplishment achieved only two previous times in franchise history.

Dallas's secondary helped the team surrender just 164 passing yards-per-game, the franchise's second lowest average since 1978. In the process, Roy Williams earned his first Pro Bowl selection and All-Pro honors after finishing fourth on the team with 86 tackles. Darren Woodson finished the year third on the squad with 99 tackles, while Terence Newman became just the third rookie in club history to open the season as a starting cornerback. Newman went on to lead the team in interceptions (four) while finishing second in passes defended (14) and fifth in tackles (80).

Prior to joining the Cowboys, MacIntyre spent four seasons (1999-2002) at the University of Mississippi as the Rebels wide receivers coach (1999-2000) and secondary coach (2001-02). He was also the Rebels' recruiting coordinator. After moving to the defensive backfield, his troops played a pivotal role in the team's rush defense as strong safety Matt Grier led the team with 12.5 tackles for a loss and 4.0 sacks, and free safety Eric Oliver posted the school's highest single-season tackle total since 1994 with 129. During his first season working with the secondary, Ole Miss ranked first in the SEC and fifth in the nation in pass defense, giving up just 161 yards-per-game.

MacIntyre coached two of the top receivers – Cory Peterson and Grant Heard – in Ole Miss history during his first two seasons with the Rebels. In the 1999 campaign, Peterson caught 46 passes to finish his career second on Mississippi's all-time receptions list. The following year, Heard not only passed Peterson, but also became the school's all-time receptions leader, hauling in 44 passes for 655 yards and a school-record tying nine touchdowns to finish his collegiate career with 142 receptions for 2,029 yards (second best mark in school history) and a school record 16 touchdowns.

MacIntyre joined the Rebels staff after two seasons coaching defensive backs at Temple University (1997-98). Prior to that, he was at the University of Tennessee-Martin, where he served as co-defensive coordinator from 1993-95 and defensive coordinator in 1996. MacIntyre added recruiting coordinator duties in 1994 and became the assistant head coach in 1995. While with UT-Martin, MacIntyre served as a guest defensive backs coach with the Memphis Mad Dogs (1995) and with the Winnipeg Blue Bombers (1996) of the Canadian Football League.

MacIntyre began his coaching career with a two-year stint (1990-91) as a graduate assistant at Georgia, working with the Bulldogs secondary. He then spent one year as the defensive coordinator at Davidson College (1992). During his time at Davidson, MacIntyre also served as a guest summer coach with the Deggendorf Blackhawks in Deggendorf, Germany in the summers of 1992 and 1993.

A 1989 graduate of Georgia Tech with a bachelor's degree in business management, MacIntyre played two seasons (1986-88) at free safety and punt returner for the Yellow Jackets. Prior to attending Georgia Tech, MacIntyre played for two years at Vanderbilt (1984-85).

MacIntyre earned his master's degree in education with an emphasis on sports management from the University of Georgia in 1991.

MacIntyre grew up around the game of football as his father, George, served as the defensive coordinator at Ole Miss in 1978, before taking over as Vanderbilt's head coach from 1979-85.

Born March 14, 1965, in Miami, Fla., MacIntyre starred at Brentwood Academy in Nashville, Tenn. He and his wife, Trisha, have three children – daughter Jennifer (2/23/92) and sons Jay Michael (4/9/95) and Jonston (11/22/98).

Mike MacIntyre – Born March 14, 1965, Miami, Fla. Safety Vanderbilt 1984-85, Georgia Tech 1986-88. College coach: Georgia 1990-91, Davidson 1992, Tennessee-Martin 1993-96, Temple 1997-98, Mississippi 1999-2002. Pro coach: Dallas Cowboys 2003.



Sean Payton

Assistant Head Coach/ Quarterbacks



Eastern Illinois
NFL: 8th Year ★ **Cowboys: 2nd Year**

Sean Payton, regarded as one of the NFL's bright young offensive coaches, joined the Cowboys as Assistant Head Coach/Quarterbacks in 2003, and his results in guiding Quincy Carter as the team's starter for 16 games in 2003 were impressive and productive.

Carter became just the fifth quarterback in Cowboys history to pass for more than 3,000 yards in a season. His 3,302 passing yards marked the fifth highest single-season passing total in Cowboys history and ranked seventh in the NFC. Carter became the first Dallas quarterback to eclipse the 3,000-yard passing mark since Troy Aikman in 1997, and he was also the first Dallas quarterback to direct the Cowboys to both a double digit victory total (10-6 record) and a playoff berth since Aikman in 1998.

The Cowboys finished the 2003 season ranked 17th in the NFL in passing offense, averaging 197.6 yards-per-game through the air. In working mainly with the passing game, Payton played a key role in Dallas becoming one of three teams in the NFL to have three wide receivers with at least 550 receiving yards: Terry Glenn (754), Joey Galloway (672) and Antonio Bryant (550). In addition, fullback Richie Anderson led the Cowboys in receptions (69) and tied for fourth in the NFL in receptions by a running back. Anderson's totals for receptions and receiving yards (493) were the third best by a Dallas back in club history.

Payton came to Dallas after four years with the N.Y. Giants, the last three as their offensive coordinator. Under Payton's tutelage, the Giants had one of the NFL's most productive offenses, while quarterback Kerry Collins posted franchise-record passing numbers. The Giants finished the 2002 season as the NFL's sixth ranked offense, averaging 364 yards a game. It was the Giants' highest ranking since 1985. Behind Collins' career-high and club-record 4,073 passing yards, New York finished as the NFL's sixth ranked passing offense. Collins also established a club record with 335 pass completions on the year.

Under Payton, Collins became one of the most productive quarterbacks in Giants' history, standing third on the team's career list in pass attempts (1,973), third in completions (1,163), fourth in passing yards (13,765) and fifth in touchdown passes (68) before Payton's departure.

Payton solidified his reputation as one of the NFL's best young offensive coaches in 2000 when the Giants captured the NFC Championship in his first full season as offensive coordinator. With Payton constructing game plans and calling plays, the Giants scored 328 points, the team's highest total since the 1990 Super Bowl champions scored 335. The Giants rushing yardage jumped from 24th to 11th in NFL rankings, fueling a rise from 17th to 13th in total offense. Collins enjoyed one of the finest seasons of his career, throwing a career-best 22 touchdown passes.

Payton was first assigned play-calling duties prior to a game against the Jets on Dec. 5, 1999. In that game, the Giants scored 41 points and gained 490 yards, both regular-season highs in the Fassel era. He retained that assignment through the season's final five games, and then was appointed as the offensive coordinator following the season.

In Payton's three seasons as the offensive coordinator, the Giants' passing attack ranked 13th in the NFL in 2000, tied for eighth in 2001 and sixth in 2002. In the 10 seasons prior to Payton's arrival, it had never ranked higher than 20th.

Others also flourished under Payton. Amani Toomer caught 311 passes (79 in 1999, 78 in 2000, 72 in 2001 and a club-record 82 in 2002) to become the first player in Giants history to catch at least 70 passes in four seasons. Toomer totaled 1,183, 1,094, 1,052 and 1,343 receiving yards over those four years and became the first Giant in history to have four consecutive 1,000-yard seasons. His 1,343 receiving yards in 2002 established a club record. In addition, running back Tiki Barber set a franchise record for total yards in 2000 with 2,085. With 1,387 rushing yards in 2002, Barber finished second in the NFC and posted the second highest single-season rushing total in club history.

Payton joined the Giants as quarterbacks coach on Feb. 3, 1999. Prior to joining the Giants, Payton spent the 1997 and 1998 campaigns as the Philadelphia Eagles' quarterbacks coach.

Payton sandwiched two coaching stints at San Diego State University (1988-89 and 1992-93) around a stop at Indiana State (1990-91). During his second term with the Aztecs, Payton served as the running backs coach, working with Heisman Trophy runner-up Marshall Faulk, now with the St. Louis Rams, before becoming quarterback coach. In the latter role, Payton guided Tim Gutierrez to All-WAC honors in 1993.

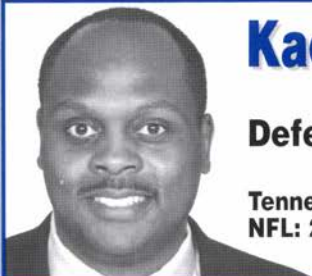
Following the 1993 season, Payton moved to Miami of Ohio (1994-95) where he was the quarterbacks coach and co-offensive coordinator. He spent the 1996 season as quarterbacks coach at Illinois prior to entering the NFL with Philadelphia.

Payton earned a degree in communications at Eastern Illinois, where as a quarterback he amassed 10,665 passing yards, which was then the third highest total in NCAA Division I-AA history. After leading

all Division I-AA quarterbacks in passing in 1986, the three-time All-America selection had brief stints with Chicago of the Arena Football League, Ottawa of the Canadian Football League and the Chicago Bears in 1987. Payton was inducted into the Eastern Illinois Hall of Fame in September of 2000.

Payton was born Dec. 29, 1963 in San Mateo, Calif., and raised in Naperville, Ill. He and his wife, Beth, have a daughter, Meghan (3/21/97), and a son, Connor Thomas (5/31/00).

Sean Payton – Born December 29, 1963, San Mateo, Calif. Quarterback Eastern Illinois 1982-86. Pro quarterback Chicago Bruisers (AFL) 1987, Ottawa Rough Riders (CFL) 1987, Chicago Bears 1987. College coach: San Diego State 1988-89, 1992-93, Indiana State 1990-91, Miami (Ohio) 1994-95, Illinois 1996. Pro coach: Philadelphia Eagles 1997-98, New York Giants 1999-2002, Dallas Cowboys 2003.



Kacy Rodgers

Defensive Tackles

Tennessee

NFL: 2nd Year ★ Cowboys: 2nd Year



Kacy Rodgers moved into the professional coaching ranks in 2003, serving as the Cowboys defensive tackles coach. Rodgers used his nine years of collegiate coaching experience as he teamed with defensive ends coach Jim Jeffcoat to help Dallas's defensive line to one of its more productive seasons in several years. With his feet now wet in the professional ranks, Rodgers is looking to continue the line's success while improving on an impressive first year.

Rodgers' work with the defensive tackles helped the Cowboys defense post statistics that had not been achieved in many years as the club surrendered only 1,425 rushing yards on the season, the lowest total by a Cowboys defense since 1992. The Cowboys defensive tackles helped the club register 32 sacks on the season, the team's highest sack total since 1999. In the process, La'Roi Glover earned his fourth consecutive Pro Bowl selection after leading the team in pressures (23), finishing second on the squad in sacks (five) and seventh in tackles (52). Willie Blade, Daleroy Stewart, Leonardo Carson and Jermaine Brooks all worked into the tackle rotation, totaling 57 tackles, 16 pressures, eight tackles for losses and four sacks.

Rodgers was the defensive line coach at the University of Arkansas in 2002, helping the Razorbacks to a 9-5 record, the Western Division title of the Southeastern Conference, a berth against Georgia in the SEC title game and an appearance in the Music City Bowl. The Hogs defense ranked second in the SEC, 18th in the nation, against the run, allowing just 113.6 yards-per-game, and in posting two shut-outs, finished the season ranked 26th in the nation in points allowed at 19.8 per game.

Prior to joining the staff at Arkansas, Rodgers was the defensive line coach at Middle Tennessee State for three seasons (1999-2001). He also held the duties of assistant head coach for the final two years of that assignment. In his last season with the Blue Raiders, Middle Tennessee State went 8-3 and was co-champion of the Sun Belt Conference. Defensively, the school tied for first in the conference with 27 sacks, and was second in scoring and opponent's third down conversion percentage.


Rodgers began his coaching career as defensive line coach at Tennessee-Martin in 1994. He added the title of assistant head coach in his final year at UT-Martin (1997). He then spent a year as the defensive line coach at Louisiana-Monroe (1998) before moving to Middle Tennessee.

Rodgers was a four-year letterman at the University of Tennessee (1988-91) and an honorable mention All-Southeastern Conference selection. As a linebacker and defensive end, he contributed to Volunteer teams that won the 1990 and 1991 SEC Championship and played in three New Year's Day bowl games – the 1990 Cotton Bowl, the 1991 Sugar Bowl and the 1992 Fiesta Bowl, winning both the Cotton and Sugar Bowl games. The 1989 Vols squad posted an 11-1 record and finished the year ranked fifth in the country.

Following his collegiate career, Rodgers signed a free agent contract with the Pittsburgh Steelers in 1992 and played with the Shreveport Pirates of the Canadian Football League in 1994. In between, he returned to Knoxville to complete his degree in political science in 1993.

Rodgers was born on June 24, 1969 in Humboldt, Tenn., and starred at Humboldt, Tenn., High School. He and his wife, Marcella, have a son, Kacy II (4/2/92).

Kacy Rodgers – Born June 24, 1969, Humboldt, Tenn. Linebacker/defensive end Tennessee 1988-91. Pro linebacker Shreveport Pirates (CFL) 1994. College coach: Tennessee-Martin 1994-97, Louisiana-Monroe 1998, Middle Tennessee State 1999-2001, Arkansas 2002. Pro coach: Dallas Cowboys 2003.



Tony Sparano

Tight Ends

New Haven

NFL: 6th Year ☆ Cowboys: 2nd Year



Tony Sparano joined the Cowboys as tight ends coach in 2003 after spending a year in the same capacity with the Jacksonville Jaguars. During his first season in Dallas, the tight end corps became a dependable weapon in the Cowboys running and passing games, helping the club improve to the 15th ranked offense in 2003 from the 30th ranked unit at the end of the 2002 season. Through his tutelage, rookie draft pick Jason Witten finished fifth among rookie pass catchers, first among rookie tight ends, with 35 receptions for 438 yards. Along with the continued development of Witten as an offensive threat, Sparano will also help shape the offensive attack with seasoned veterans Dan Campbell and Jeff Robinson.

While with the Jaguars in 2002, tight end Kyle Brady hauled in 43 passes for 461 yards and four touchdowns, the second-best numbers in each category for his career. In addition, tight end Pete Mitchell grabbed 25 passes for 246 yards and two touchdowns. Sparano's troops were also directly responsible for a Jags running game that averaged 4.6 yards-per-carry – fifth in the NFL – led by Fred Taylor's 1,314 yards.

Prior to joining the Jaguars, he spent the 2001 season as tight ends coach for the Washington Redskins. In 1999 and 2000, he was an assistant with the Cleveland Browns, his first season as offensive quality control coach before moving to the offensive line in 2000.


From 1994 to 1998, Sparano was the head coach at the University of New Haven (Conn.), where his teams averaged 32.2 points-per-game and made two trips to the NCAA Division II playoffs, finishing second in 1997. He was named the New York Metropolitan Football Writers Division II Coach of the Year and was the New England Football Writers Division II/III Coach of the Year in both 1995 and 1997.

Sparano began his coaching career at New Haven in 1984, spending four seasons as the offensive line coach and recruiting coordinator. He was the offensive line coach, recruiting coordinator and academic liaison at Boston University in 1988. From 1989 to 1993, he was BU's offensive coordinator, helping the Terriers to an 11-0 mark in 1993.

Sparano was a four-year letterman and starting center at New Haven, where he also earned a degree in criminal law in 1982.

Born on Oct. 7, 1961 in West Haven, Conn., Sparano was a standout offensive lineman at Richard C. Lee High School. He and his wife, Jeanette, have two sons, Tony (10/22/86) and Andrew (8/28/89), and a daughter, Ryan Leigh (8/1/92).

Tony Sparano – Born October 7, 1961, West Haven, Conn. Center New Haven 1978-81. College coach: New Haven 1984-87, Boston University 1988-93, New Haven 1994-98 (head coach). Pro coach: Cleveland Browns 1999-2000, Washington Redskins 2001, Jacksonville Jaguars 2002, Dallas Cowboys 2003.



George Warhop

Offensive Line

University of Cincinnati

NFL: 9th Year ☆ Cowboys: 2nd Year



George Warhop hit the ground running in his first season as the Cowboys offensive line coach. In 2004, he will be called upon to once again shape and mold the front line of the Dallas offense.

After taking over a group that allowed 54 sacks the previous season, Warhop saw his troops cut that number to 37 in 2003 while the yardage lost due to sacks was cut in half from 399 in 2002 to 185 lost in 2003. In addition, the club's offensive ranking jumped dramatically as a result of the improved line play,

vaulting from 30th at 273 yards-per-game to 15th at 322 yards-per-game. That change in offensive production resulted in a five-win improvement as the Cowboys posted a 10-6 record and returned to the post-season for the first time since 1999. After the season, two of his charges were honored for their performance with roster spots in the Pro Bowl. Left tackle Flozell Adams earned his first berth in the annual all-star game while left guard Larry Allen returned for his eighth appearance after a one-year absence.

Warhop joined Dallas after five seasons as the offensive line coach for the Arizona Cardinals. During his time in the desert, Warhop tutored a group through a steady decline in quarterback sacks allowed from the 78 surrendered in 1997 before his arrival – 50 (1998), 45 (1999), 35 (2000) to 29 (2001). The latter was the second fewest in franchise history in a 16-game season, trailing only the 22-sack effort of the 1978 line.

Despite losing starting right tackle Anthony Clement before the season and center Mike Gruttadauria mid-way through the year, his 2002 squad allowed just 41 sacks. Largely because of Warhop and his troops' work, Arizona averaged 4.5 yards-per-carry on the ground, the 10th best per-carry average in the league and the team's highest average in 17 seasons.

Along with allowing only 29 sacks in 2001, Warhop's linemen also deserve much of the credit for the Cardinals 5.13-yard average gain-per-play that season, a team best since 1993 (5.18). In 1998, his first season with the Cardinals, Warhop's linemen allowed 50 sacks, a 28-sack improvement over the previous season when Arizona allowed a league-high 78. Warhop's first Cardinal line also merited credit for Arizona's 18 rushing touchdowns, exceeding the combined totals of the two previous seasons (eight in 1996 and nine in 1997).

Prior to joining the Cardinals, Warhop spent the 1996-97 campaigns as an offensive line assistant with the St. Louis Rams, working with Jim Hanifan.


Warhop was offensive line coach at Southern Methodist University in 1993, and then served in a similar capacity at Boston College from 1994-95. From 1991-92, Warhop was the offensive coordinator for the London Monarchs of the World Football League, helping the team win the World Bowl in his first season.

He entered the coaching arena in 1983 at his alma mater, Cincinnati, and then served on the offensive staffs at Kansas (1984-86), Vanderbilt (1987-89) and New Mexico (1990-91).

Born Sept. 19, 1961 in Riverside, Calif., Warhop was a standout offensive lineman at Rubidoux High School in Riverside, Calif. He went on to play guard at Mount San Jacinto College (Calif.) before moving to the University of Cincinnati, where he played center.

Warhop and his wife, Lori, have two children, daughter, Olivia (2/23/96), and son, Jacob (6/24/97).

George Warhop – Born September 19, 1961, Riverside, Calif. Guard Mt. San Jacinto (Calif.) J.C. 1979-80, center University of Cincinnati 1981-82. College coach: University of Cincinnati 1983, Kansas 1984-86, Vanderbilt 1987-89, New Mexico 1990-91, Southern Methodist 1993, Boston College 1994-95. Pro coach: London Monarchs (World League) 1991-92, St. Louis Rams 1996-97, Arizona Cardinals 1998-2002, Dallas Cowboys 2003



Mike Zimmer

Defensive Coordinator

Illinois State

NFL: 11th Year ☆ Cowboys: 11th Year



In his 10th NFL season, and his fourth as the Cowboys defensive coordinator, Mike Zimmer directed the Dallas defense to the NFL's top overall ranking and further established his credentials as one of the NFL's top assistant coaches. Zimmer assumed Dallas's defensive coordinator position on Feb. 1, 2000 after directing a Cowboys secondary that was one of the league's best throughout the second half of the 1990s.

During his 10 seasons in Dallas, Zimmer has been a part of six teams that qualified for postseason play, four NFC Eastern Division winners and the Cowboys' World Championship club that captured the Super Bowl XXX title with a win over Pittsburgh.

Six times in those 10 seasons, the Dallas defense finished the year ranked in the top 10 in total defense, and seven times the club ranked in the top 10 in pass defense. In his four seasons directing the Dallas defense, Zimmer has earned respect and recognition from around the NFL as he oversaw the retooling of his unit into a younger, quicker, faster and more productive squad in a very short period of time.

In 2003, the first Dallas season under head coach Bill Parcells, Zimmer's defense surrendered an NFL best 253.5 yards-per-game – a performance that was the sixth best single season output in club history. The Cowboys led the NFL in pass defense (164.4 yards-per-game), and closed the season ranked third overall in rush defense (89.1). The end result helped return Dallas to the playoffs after a three-year absence

from postseason play. The Dallas defense held six opponents to less than 10 points while finishing the year as the only NFL club to boast an opponents' pass completion percentage of less than 50% (48.6). The 2003 Dallas defense also led the NFL in fewest yards allowed on first down (4.13) and fewest first downs (14.3 per game) while ranking second in the NFL in scoring defense (16.3). For the first time since 1998, three Dallas defenders earned Pro Bowl recognition as safety Roy Williams, linebacker Dexter Coakley and defensive tackle La'Roi Glover represented the NFC in Hawaii.

Despite playing with the youngest secondary in the NFL in 2002, Zimmer's squad finished the year 18th in the NFL in total defense, 15th against the run and 19th against the pass. On a play-by-play basis, the Cowboys were sixth in the league in yards-per-play, third in rushing yards-per-attempt and 13th in passing yards-per-attempt. Only six teams allowed fewer touchdowns than the 32 given up by Dallas, and the 10 rushing touchdowns given up by Dallas was the fifth best total in the league. Five times during the year, the Dallas defense allowed 13 points-or-less. Setting the pace with young players, Zimmer had two rookies, safety Roy Williams and cornerback Derek Ross, tie for fourth in the NFC with five interceptions each.

In 2001, the Cowboys allowed 1,710 rushing yards, a figure that was 927 yards less than the club allowed during the 2000 season. That figure represented the largest turnaround in the NFL in 2001. The club's overall defense showed a 730-yard improvement when compared to the previous season, jumping the club from an overall NFL ranking of 19th in 2000 to fourth in 2001. The Cowboys were third in the NFL (second in the NFC) in pass defense, giving up an average of 180.6 yards-per-game. The unit gave up fewer than 200 passing yards in seven of its last nine games, while allowing only one opposing quarterback to throw for more than 300 yards in 16 regular season games.

The Cowboys 2000 defense battled through a string of injuries that forced a total of five key starters to miss a combined 33 games. The Dallas pass defense once again landed near the top of league rankings, finishing third in the NFL (second in NFC), allowing just 168.3 passing yards-per-game.

Prior to being promoted to defensive coordinator, Zimmer spent five years as Dallas's defensive backs coach and a year as a defensive assistant working with the nickel defense. In six years under Zimmer's watchful eye, the Cowboys pass defense surrendered an average of 190.6 passing yards-per-game, the second lowest figure in the league over that time span (Philadelphia – 187.4). In addition to finishing as one of the top two pass defenses in the league three times in that time frame, Dallas was the only team to have allowed fewer than 176.0 passing yards-per-game over a season three times.

His 1999 unit helped the Cowboys pass defense finish fourth in the NFC and tied for sixth in the league with 24 interceptions – returning four for touchdowns which tied the club record (1985, 1995). His group in 1998 held eight opponents to 200 yards passing or less, including four to 160 yards or less. Deion Sanders led the team with five interceptions totaling 153 return yards to earn his third consecutive Pro Bowl berth, while Darren Woodson earned his fifth straight Pro Bowl appearance after leading the team with 136 tackles. In 1997, the Cowboys finished at or near the top of several NFL pass defense categories, including fewest completions allowed (253 – first), net yards-per-pass play (4.94 – third) and yards gained-per-completion (10.74 – third). The Cowboys also held five opponents to less than 120 yards passing and 12 to 176 yards or less. Kevin Smith returned from a ruptured Achilles tendon to tie for the team lead with five interceptions in 1996. Woodson earned his third consecutive Pro Bowl berth after finishing with 118 tackles and five interceptions to tie Smith for the team lead. In his first season as defensive backs coach in 1995, Zimmer lost Smith for the year with a ruptured Achilles tendon in the season opener and did not have Sanders' services until Week Nine. Despite the injuries, the secondary surrendered only 204.5 passing yards-per-game, and Dallas returned four interceptions for touchdowns, tying the club record (1985).

As a defensive assistant in 1994, Zimmer worked with the Dallas nickel defense, which helped the secondary finish as the top ranked pass defense in the league (172.0 passing yards-per-game).

Before joining the Dallas staff, Zimmer spent five seasons as the defensive coordinator/secondary coach at Washington State. Zimmer's first Cougar defense in 1989 established a school record with 24 interceptions and 48 sacks. In 1993, the Cougars finished eighth in the nation in total defense and second in rushing defense.

Prior to joining the Cougars' staff, Zimmer was an assistant at Weber State College from 1981-88. Zimmer coached inside linebackers from 1981-84, while adding the duties of defensive coordinator in 1983. From 1985-88, he served as coordinator and oversaw the secondary.


Zimmer began his coaching career as a part-time assistant on defense at the University of Missouri in 1979, coaching, among others, All-Pro cornerbacks Eric Wright (San Francisco 49ers) and Johnnie Poe (New Orleans Saints).

Zimmer played quarterback at Illinois State University in 1974. After redshirting the 1975 season, he suffered a broken thumb in the spring of 1976 and was moved to linebacker. A neck injury, suffered during the 1976 season, led to surgery and the end of his playing career. He graduated with a bachelor's degree in physical education in 1979.

Zimmer was a two-time all-conference quarterback at Lockport, Ill., High School in 1972-73, playing for his father Bill, who played football at Bradley and later with the 49ers. Mike also earned all-conference honors in wrestling and baseball.

Born June 5, 1956 in Peoria, Ill., Mike and wife Vikki have three children, Adam (1/13/84) – a defensive back at Trinity University in San Antonio, Texas – Marki (4/30/87) and Corri (2/22/90).

Mike Zimmer – Born June 5, 1956, Peoria, Ill. Quarterback-linebacker Illinois State 1974-76. College coach: Missouri 1979-80, Weber State 1981-88, Washington State 1989-93. Pro coach: Dallas Cowboys 1994-2003.



Larry Lacewell

Director of College and Pro Scouting



Larry Lacewell joined the Cowboys as Director of College Scouting in May of 1992 and has coordinated Dallas's NFL Draft efforts since 1993. He became the Cowboys' Director of College and Pro Scouting in the spring of 1994, adding the responsibility of coordinating the scouting efforts of all pro personnel to his college scouting duties. Lacewell now directs the Cowboys personnel evaluation for all college prospects, as well as all personnel with the NFL's 31 other teams and in NFL Europe.

Lacewell's work has been a key component in restocking the Cowboys' roster over the last few years. When the Cowboys take the field this fall, at least half of the starting lineup will be made up of players drafted by the club since 1998.

The 2003 draft may soon be seen as the franchise's cornerstone as it looks to build on the success enjoyed last season. The addition of three All-Rookie honorees in cornerback Terence Newman, tight end Jason Witten and kick returner Zuriel Smith helped catapult Dallas to a 10-6 record and a playoff berth. Bradie James also became a valuable contributor on special teams. In addition, second round draft choice Al Johnson should return to the field in 2004 as the club's starting center, a role he earned last year prior to a season-ending knee injury in training camp.

The 2002 draft was also a key part of the Cowboys success in 2003. Six of the nine players taken in the draft earned a spot on the active roster, and five of those six became regular starters by mid-season. Of that group, three players earned All-Rookie honors and safety Roy Williams went on to earn All-Pro and Pro Bowl honors in just his second season.

The 2001 draft provided Dallas another influx of talent as all nine draft choices were on the roster. Of that group, three have become regular starters and three others have earned a significant amount of playing time in reserve roles. Quincy Carter has posted a 16-16 record as a starter, including a 10-4 mark at Texas Stadium. Willie Blade and Matt Lehr stepped into the mix last season as starters on a playoff team.

Added to the mix from the 1999 draft was linebacker Dat Nguyen, the club leader in tackles in two of the last three seasons, who has become a fixture on one of the league's top defensive units. Lacewell helped lay the current foundation for the Cowboys in 1998 with the selection of defensive and offensive cornerstones Greg Ellis and Flozell Adams. Both players earned All-Rookie honors and Adams went on to start at left tackle for the NFC squad at the Pro Bowl following the 2003 season.

Dexter Coakley, who started all 16 games at linebacker, earned All-Rookie recognition and was the NFL's Defensive Rookie of the Month for October, highlighted the 1997 class. Coakley earned his first Pro Bowl selection in 1999, his third year as a professional, and returned again following the 2001 and 2003 seasons.


In Lacewell's first four drafts (1993-96), 27 of the 35 players selected by the Cowboys earned roster spots. The highlight of those classes is offensive lineman Larry Allen, who was drafted in the second round of the 1994 draft. Allen has earned Pro Bowl honors in eight of the past nine years and is considered one of the NFL's finest offensive linemen. Of the 27 players that earned roster spots, seven moved into the starting lineup by their third season, including Allen and linebackers Darrin Smith (1993) and Randall Godfrey (1996), who earned starting spots as rookies.

Lacewell joined the NFL after a distinguished career in collegiate coaching and athletic administration. Most recently, Lacewell served as defensive coordinator at Tennessee (1990-91). The 1990 Vols captured the SEC Championship and defeated Virginia in the Sugar Bowl. In 1991, Tennessee finished second in the SEC and earned a Fiesta Bowl berth.

As the athletic director and head coach at Arkansas State (1978-89), Lacewell compiled a record of 69-48-4. He was named the Southland Conference's Coach of the Year on three occasions, while the Indians captured two conference titles under his direction.

Lacewell began his coaching career at Alabama in 1959. Following two seasons with the Crimson Tide, he moved on to Arkansas State (1961), Arkansas A&M (1962-63), Kilgore Junior College (1964-65), Oklahoma (1966), Wichita State (1967) and Iowa State (1968). Lacewell rejoined the Sooners' staff in 1969 as assistant head coach/defensive coordinator and helped Oklahoma to six Big Eight titles and two national championships in nine years.

A native of Fordyce, Ark., Lacewell (2/12/37) attended Fordyce High School and then played halfback at Arkansas A&M from 1955-59. In 1996, Lacewell was inducted into the Arkansas Sports Hall of Fame. He and his wife, Criss, have two sons, Bryant and Logan.



Tom Ciskowski

**Assistant Director of
College Scouting**




Tom Ciskowski, who originally joined the Cowboys scouting department in 1992, is in his fourth season as the club's assistant director of college scouting. From this position, Ciskowski observes first-hand the top college prospects in the land while helping organize the club's entire college scouting operation. In his first season with the Cowboys, he served as a scout administered by the BLESTO Scouting Combine. Ciskowski became an area scout in 1993, working in the west for six years before moving to the southeast from 1998-2000.

Before becoming a scout, Ciskowski spent 15 years in the coaching ranks, the first two (1977-78) as an assistant at Pawhuska, Okla., High School. In 1979, he moved into the college coaching ranks, becoming the defensive backfield coach at East Central University in Ada, Okla. While at ECU, he earned his masters degree in athletic administration. The following year, he moved to Arizona State University, working with the defensive line as a graduate assistant for the 1980-81 seasons.

In 1982, Ciskowski moved to Oklahoma State, joining the staff as an assistant to former Dallas offensive line coach Tony Wise, before becoming the offensive line and tight-end coach at Wichita State in 1984. After that season, Ciskowski joined the University of Miami as a volunteer assistant, working with former Dallas defensive coordinator and current Cleveland Browns head coach Butch Davis and the defensive line.

From 1986-89, Ciskowski worked with the offensive and defensive lines, first at New Mexico State for two seasons, and then at UNLV for two more. Before coming to Dallas, he coached the defensive line at College of the Sequoias in Visalia, Calif., from 1990-91. Thirteen of the team's players went on from the junior college to play Division I football in 1992.

A native of Medford, Okla., Ciskowski attended Medford High School, then earned his bachelor's degree from Cameron University, where he also played football. He and wife Jan live in Coppell, Texas, with sons, Jeremy and Joshua, and a daughter Julianna.



Bryan Broaddus

**Assistant Director of
Pro Scouting**



Bryan Broaddus joined the Cowboys in 1999 as the assistant director of pro scouting. His responsibilities include evaluating talent and tracking player movement and development within the NFL and NFL Europe. He came to Dallas after one year as the assistant director of pro scouting for the Jacksonville Jaguars. Prior to his time in Jacksonville, Broaddus was the coordinator of college scouting for the Philadelphia Eagles in 1997. He played a key role in drafting Eagles Pro Bowlers Tra Thomas and Jeremiah Trotter. He spent the 1991-96 seasons handling the day-to-day operations of the college scouting department for Green Bay, helping the Packers win Super Bowl XXXI. From 1990-91, he worked for the NFL as an assistant in the personnel department of the World League.

Broaddus played center for Louisiana State from 1982-86 and graduated with a general studies degree in 1988. He served as a student assistant coach for LSU in 1988 and the assistant recruiting coordinator at Texas A&M in 1989. Broaddus, born Dec. 12, 1963 in Dallas, and wife, Cathy, reside in Plano, Texas. Bennett, their first child, was born April 29, 2004.



Chris Hall

College Scouting Coordinator



Chris Hall enters his 15th season with the Cowboys, currently serving as the club's college scouting coordinator, a position he assumed in 2001. In that capacity, he is charged with the day-to-day operation and organization of the scouting department, including the creation and sorting of player information for the NFL Draft, maintaining the college scouting database and organizing the post-draft free agent signing period. He has also assisted the National Scouting Service for the last 12 years in the operation and execution of the NFL Scouting Combine in Indianapolis, Ind.

Hall originally joined the Cowboys scouting department in 1990 as a scouting assistant where he was responsible for processing player reports, organizing film and working closely with the college scouts in managing and scheduling projects.

Prior to joining the Cowboys, Hall worked in the athletic offices at Southern Methodist University.

Hall graduated from Southern Methodist University in 1990 with a degree in advertising. He currently resides in Coppell with his wife, Susan, and two daughters, Izabella and Victoria.



Jeff Ireland

National Scout



Jeff Ireland joined the Cowboys scouting department in 2001 as one of the team's national scouts. Ireland came to Dallas after spending four years (1997-2000) as an area scout for the Kansas City Chiefs. Prior to his time in Kansas City, he spent three years (1994-96) evaluating talent for the National Football Scouting combine.

Before becoming a full-time talent evaluator, Ireland was the special teams coach at the University of North Texas from 1992-93. He was the placekicker at Baylor University from 1988-91, finishing his collegiate career third on the Bears all-time scoring list with 213 points. His 45 career field goals, which include a 58-yard effort against Rice in 1991, established a school record for field goals made.

Ireland, an Abilene, Texas, native, is the stepson of Kansas City Chiefs Hall of Fame center/linebacker E.J. Holub and the grandson of former Philadelphia Eagles player and longtime Chicago Bears personnel man Jim Parmer. Jeff and wife Rachel have twin daughters, Haley and Hannah, and a son, Riley.



Drew Fabianich

BLESTO Scout



Drew Fabianich (pronounced FAY-bee-on-itch) joined the Cowboys Scouting Department in 2003 after 17 years as a high school and college coach. He serves Dallas as a scout administered by the BLESTO Scouting Combine.

Prior to joining the Cowboys, Fabianich spent three seasons as the defensive coordinator/linebackers coach at W.T. White High School in Dallas, Texas (1999-2001). From 1996-99, he was the defensive coordinator/linebackers coach at Northeast Louisiana University. Prior to that, he was the defensive coordinator/linebackers coach at the University of Tennessee-Martin (1993-1996). He was on the same staff at Tennessee-Martin with Cowboys assistant coaches Mike MacIntyre and Kacy Rodgers.

Fabianich served as the defensive ends/special teams defense coach from 1991-1993 at the University of Tennessee. In 1989, he worked as a graduate assistant/defensive ends and special teams defense coach at Baylor. He started his coaching career in 1984 at Mesa State College and spent five seasons there as a quarterbacks and receivers coach/passing game coordinator.

Fabianich lettered as a quarterback at Mesa State College and participated in the 1982 NAIA National Championship Game before a spinal injury in 1983 ended his career. A two-year starter at Longmont, Colo., High School, Fabianich passed for over 2,500 yards and participated in the Colorado high school all-star game.

He graduated with a degree in kinesiology from Mesa State College in Colorado in 1988 and went on to Baylor University to work on his master's degree in sports administration. Fabianich was born on April 12, 1964 in Massillon, Ohio. He has two children, Ashleigh and Dominic.



Tommy Hart

West Area Scout



Tommy Hart became the Cowboys west area scout in 1998 after spending two seasons (1996-97) as the club's defensive ends coach.

As Dallas's defensive ends coach, Hart helped the team register 75 sacks during his two seasons, including 12 by Tony Tolbert in 1996.

Hart, who was inducted into the State of Georgia Sports Hall of Fame in 1993, was an assistant defensive line coach for the San Francisco 49ers from 1983-91 and a part of three Super Bowl champion teams. Hart's 1985 defensive line helped the 49ers register 60 sacks, the second highest total in team history. He moved to the 49ers scouting department for the 1992-93 seasons.

Hart, who has spent 31 of the last 35 years in the NFL as a player, assistant coach or scout, finished his playing career in 1980 with the New Orleans Saints after spending two years with the Chicago Bears and 10 years with the San Francisco 49ers. Originally a 10th round draft choice of the 49ers in 1968, he registered a career-high 17 sacks in 1972, and he set a 49ers club record with six sacks in a single game against the Rams in 1976 on his way to All-Pro and Pro Bowl honors. Hart was a two time winner (1972 and 1976) of the Len Eshmont Memorial Award, given annually to the 49ers player who best exemplified the inspirational and courageous play of Len Eshmont.

Hart earned second team NAIA All-America honors as a senior at Morris Brown College after earning all-conference honors for three consecutive years. Hart earned four letters in football as an offensive guard/tackle and defensive tackle and three letters in track as a sprinter/shot putter.

Born in Macon, Ga. (11/11/44), Tommy and his wife, Cherrie, have four daughters.



Jim Hess

Midwest Area Scout



Jim Hess joined the Cowboys as an area scout for the midwest in 1997 after 37 years in the coaching ranks, where he compiled a career winning percentage of .610 at all levels of coaching. He spent 22 of the 23 years between 1974-96 as a college head coach at Angelo State (1974-81), Stephen F. Austin (1982-88) and New Mexico State (1990-96) and earned conference coach of the year honors in each of the conferences in which his teams participated. In 1989, he served as athletic director for S.F.A.

Hess led New Mexico State to its first winning season in 14 years with a 6-5 mark in 1992 and was named the Big West Coach of the Year. He posted a 47-30-2 (.608) record, the highest winning percentage of any coach in school history at Stephen F. Austin, including five winning seasons and the school's first-ever conference title (1985). At Angelo State, Hess led the Rams to six Top 20 rankings and the 1978 I-AA national title with a 14-0 record. He posted a 65-23-3 (.731) mark, the highest winning percentage in school history, during his time there and remains one of just a handful of men to win more than 100 games at the I-AA level.

A native of Farmersville, Texas, Hess is a 1959 graduate of Southeastern Oklahoma, and he earned his masters degree from North Texas State in 1966. He began his coaching career at the high school level at Farmersville (1959). He then coached across the Texas high school landscape at McKinney (1961-62), Rockwall (1963-64) – where his team captured the 1963 Class AA state championship – and Kilgore (1965-66). In 1967, he became an assistant coach at Rice University (1967-70) before returning to the high school ranks as the head coach at Sterling (1971) in Baytown, Texas. In 1972, he joined Angelo State as an assistant coach.

Hess has been a guest coach in the CFL and is the director/organizer/owner of the Angelo Football Clinic in San Angelo, Texas. The annual summer clinic has grown to over 1,800 visiting high school and college coaches from around the country.

Hess and his wife, Carol, have two daughters and seven grandchildren.



Walter Juliff

Southeast Area Scout




Walter Juliff, entering his 20th season as an NFL scout, has been the Cowboys southeast area scout since 2001. He served as assistant director of college scouting for the club from 1995-2000 after spending the previous eight years as a national and area scout. He was also responsible for signing college free agents from 1992-2000.

Before becoming a full-time scout, Juliff spent two seasons as a graduate assistant at the University of Texas. He was also an assistant with the Abilene Cooper High School football team in 1980, the Houston-Kingwood High School football and baseball teams in 1981 and the Kerrville Tivy football and track teams in 1982.


Juliff began his coaching career as a graduate assistant at Angelo State, where he spent two seasons. In 1978, the Rams went undefeated and won the NAIA national championship, then lost in the national semifinals the next year. A native of San Angelo, Texas (6/22/56), Walter starred in football and as a hurdler in track at Central High School.

Juliff, who lives in Austin, Texas, earned his bachelor's degree from Angelo State University, where he also ran track, and his M.B.A. from Texas. He and former Cowboys' quarterback Jerry Rhome are cousins.



Henry Sroka

Midwest Area Scout




Henry Sroka joined the Cowboys in 1999 after 18 years as a college coach. Last season, he became the club's midwest area scout after four years working for Dallas as a scout administered by the BLESTO Scouting Combine. Sroka first gained NFL experience during a coaching fellowship with the Detroit Lions during training camps in 1991-94.

Prior to joining the Cowboys, Sroka spent the 1998 season as defensive backs coach at the University of Redlands. From 1988-97, he coached running backs under fellow Dallas scout Jim Hess at New Mexico State University and was part of the school's first winning season in 14 years when the team posted a 6-5 mark in 1992. Prior to that, Sroka was the strength and conditioning coach, kicking coach and defensive backs coach at Wichita State University from 1985-87. He served as a graduate assistant coach at Arizona State from 1981-85, where he worked with the Sun Devils kickers and running backs.


Sroka graduated from St. Mary's College in California in 1978 and went on to earn a masters degree from Arizona State. He was a running back and kicker for St. Mary's, where he was awarded the Albert Rahill Award for team loyalty. Prior to playing for St. Mary's, Sroka was a running back and kicker for the College of San Mateo.

He was born Oct 11, 1953 in Mexico City, Mexico. Sroka and his wife, Linn, are the parents of daughter Maria del Pilar and sons Dominic and Mikael.



John Wojciechowski

Northeast Area Scout



John Wojciechowski joined the Cowboys scouting department in 2003 and will continue to serve as the team's northeast area scout. Prior to coming to Dallas, Wojciechowski spent five years scouting for the Jacksonville Jaguars, joining their staff as the southeast regional scout for the BLESTO scouting organization. Wojciechowski was promoted by the Jaguars to midwest area scout in 2001.

Before becoming a full time scout, Wojciechowski served as a player personnel assistant for the Pittsburgh Steelers from 1996 to 1998. In Pittsburgh, he evaluated both college and pro talent and did quality control work for the special teams units.

Wojciechowski was an All-Conference defensive end and a first-team All-America non-scholarship Division I-AA player at Duquesne from 1992 to 1995. He was on teams that won a conference championship and a bowl game during his time with the Dukes. He also played baseball at Duquesne.

Wojciechowski received a degree in business administration at Duquesne. He was born Jan. 4, 1974 in Pittsburgh, where he currently resides.



Jim Maurer

Head Athletic Trainer



Jim Maurer is entering his 15th season as a Dallas Cowboys athletic trainer, serving the last nine years as the club's head athletic trainer.

Maurer took over responsibility of the athletic training department in 1996 after serving as a Cowboys' assistant athletic trainer for six years. He served as a graduate assistant with Dallas for two seasons prior to being hired full-time in 1990.

Maurer was elected to the Professional Football Athletic Trainers Society (PFATS) Executive Board as the NFC head athletic trainer representative in 1999. He was recently re-elected to the same position for a third term in 2004. Following the 2002 season, Maurer and his staff were recognized as the NFL athletic training staff of the year by their peers. Named in honor of Ed Block – a former Baltimore Colts head athletic trainer – the award is given annually to the athletic training staff that exemplifies courage, compassion, commitment and community.

A Dallas native (3/8/65), Maurer earned a degree in physical education in 1988 from Southern Methodist University, where he worked with the football and swim teams.

Maurer worked as a summer assistant with the Kansas City Chiefs in 1987, after spending the summer of 1986 with the Cowboys in the same capacity.

Maurer and wife Rosanne live in Flower Mound, Texas, with their sons, Nicholas and Benjamin.



Britt Brown

Associate Athletic Trainer



Britt Brown enters his 13th year as an athletic trainer in the NFL and his ninth as a member of the Cowboys athletic training staff. Brown supervises the Cowboys medical rehabilitation program and assists with treatment programs.

His rehabilitation program was instrumental in the return of tight end/deep snapper Jeff Robinson and fullback Jamar Martin after each underwent season-ending knee surgery during the club's 2002 training camp. He accomplished a similar feat in his work with linebacker Kevin Hardy, who underwent knee surgery prior to joining the team in 2002 but was a full time starter through the 2002 season. Prior to coming to Dallas, Brown spent four years (1992-95) with the Miami Dolphins as an assistant athletic trainer.

Brown currently serves as the Program Coordinator for the NFL/Professional Football Athletic Trainers Society (PFATS) Ethnic Minority Scholarship. Following the 2002 season, Brown and the Cowboys athletic training staff were recognized as the NFL athletic training staff of the year by their peers. Named in honor of Ed Block – a former Baltimore Colts head athletic trainer – the award is given annually to the athletic training staff that exemplifies courage, compassion, commitment and community.

Before joining the Dolphins, Brown was the head basketball athletic trainer and assistant football athletic trainer at Southern Methodist University from 1989-92, where he also coordinated travel for the Mustang basketball team. While earning a degree in secondary education/biology with an emphasis in athletic training (1982-87) and a master's degree in physical education/exercise physiology (1988-89) from Texas Christian University, he worked with the Horned Frogs football and baseball teams as a student athletic trainer. Brown worked as a part-time assistant athletic trainer for the Cowboys in 1986 and 1987 while attending TCU.

A native of Lampasas, Texas (7/6/64), Brown and wife Laura live in Double Oak, Texas, with their son, Chase, and daughters, Sydney and Payton.



Greg Gaither

Assistant Athletic Trainer



Greg Gaither enters his fourth season as a full-time member of the Cowboys athletic training staff after originally serving a two-year stint with the club as a graduate assistant (1997-98). He assists with coordinating player rehabilitation and treatment programs while overseeing all medical records.

Following the 2002 season, Gaither and the rest of the Cowboys athletic training staff were recognized as the NFL athletic training staff of the year by their peers. Named in honor of Ed Block – a former Baltimore Colts head athletic trainer – the award is given annually to the athletic training staff that exemplifies courage, compassion, commitment and community.

Gaither came back to the Cowboys after two years on the athletic training staff at Kansas State University. He originally joined the Wildcats in the summer of 1999 as a graduate assistant working in both football and baseball. The following year he was promoted to a full-time role as assistant athletic trainer.

A native of Dallas, Texas (10/22/73), Gaither graduated from Southern Methodist University with a bachelor's degree, and received his master's degree from Kansas State University. Gaither and his wife, Leah, reside in Dallas.



Tony Ollison

Assistant Strength and Conditioning



Tony Ollison, in his fourth year with the Cowboys strength and conditioning department, joined the Cowboys in the spring of 2000. He works closely with strength coach Joe Juraszek implementing player workout programs. In the Cowboys offseason, Ollison heads up the strength and conditioning program for the Dallas Desperados of the Arena Football League.

Ollison was the assistant strength and conditioning coach at the University of Arkansas from 1998-99. He started his career in the weight room as a graduate assistant at Arkansas in 1993. He was a graduate assistant in the University of Tennessee weight room in 1994 before serving as the Volunteers assistant strength and conditioning coach from 1995-97 while finishing his masters in sports administration.

Ollison played defensive end for Arkansas (1986-90), totaling 63 career tackles despite missing all but one game his senior season. He played on two Southwest Conference championship teams while earning his degree in communications. He signed as a free agent with the Indianapolis Colts in 1991 and was drafted by the San Antonio Riders of the World League in 1992.

Ollison and his wife Sherry have two sons, Kobe and Kacy.



Robert Blackwell

Video Director



Robert Blackwell is entering his 24th year in the Cowboys video department, his 16th as the team's video director. In charge of taping and editing Cowboys' practices and games, Blackwell also edits opponents' tapes. He oversaw the change from videotape to digital imaging for Dallas's coaching staff in 2000.

A native of Garland, Tex. (12/1/50), Blackwell earned a degree in communications from Stephen F. Austin, and later shot game films for Southern Methodist University's basketball and football teams (1979-84). He and wife Diana have two children, Nathaniel and Lora Ann.



Mike McCord

Equipment Manager



Mike McCord enters his 16th season with the Cowboys, his 13th in the equipment department and his 11th as the equipment manager.

McCord originally joined the Cowboys in 1989 as the assistant ticket manager, spending two years in that capacity before moving to the football operations department in 1991. Before coming to Dallas, McCord spent two-and-a-half years with the University of Texas athletic department, one-and-a-half years as a part-time student assistant before receiving his B.B.A. and then one year as a full-time intern.

A native of Clovis, N.M. (11/6/64), McCord graduated from Roosevelt High School in San Antonio, Texas, and spent two years attending Southwest Texas State before transferring to the University of Texas. He and wife Jan live in Flower Mound, Texas, with their daughter, Megan, and son, Brock.



Bucky Buchanan

Assistant Equipment Manager



William Andrew "Bucky" Buchanan is entering his 11th year as the Cowboys assistant equipment manager. Buchanan officially joined the Cowboys in 1994 after spending many weekends and summers in the equipment room helping his father, "Buck" Buchanan, the Cowboys equipment manager from 1973-93.

Before coming to the Cowboys, Buchanan spent one-and-a-half years with Willis Medical in Richardson, Texas, and 10 years with the Skaggs Alpha Beta grocery store chain.

A native of Plano, Texas, Buchanan (6/9/61) graduated from Plano High School. He and wife Amy have two sons - Thomas II and Brett.



Mike Kurowski

Assistant Equipment Manager



Mike Kurowski joined the Cowboys equipment staff in 2001. Kurowski came to Dallas after serving as an equipment manager for the Las Vegas Outlaws of the XFL in the spring of 2001. Prior to his work in the pro ranks, he spent three years (1997-2000) as an equipment manager for the Oklahoma State University football team. Kurowski interned with the Miami Dolphins at their 1999 training camp while still in school.

A native of Dallas, Texas, Kurowski (9/2/77) graduated from Oklahoma State with a degree in marketing.



**The
Players**



Flozell Adams

Tackle

6'7" ★ 357 ★ 5/18/75

Michigan State

D-2 for '98 (38th overall)

NFL: 7th Year ★ Cowboys: 7th Year



GAMES/STARTS (regular season, playoffs): 1998 (16/12, 1/1), 1999 (16/16, 1/1), 2000 (16/16), 2001 (16/16), 2002 (16/16), 2003 (16/16, 1/1), Total - 96/92, 3/3.

PRO: In six NFL seasons, Flozell Adams has become one of the NFL's premiere offensive tackles. His hard work and determination paid off last season when he was named a starter at tackle on the NFC Pro Bowl squad, earning recognition as one of the best at his craft. After seeing extensive time at right guard as a rookie, Adams has now started 81 consecutive games at left tackle since making the switch in 1999. A picture of durability throughout his career, his string of 86 consecutive starts is the longest active streak on the club, and he is the only Dallas offensive lineman to start and finish all 16 games at the same position in both 2002 and 2003. His consistency has made him a key figure in a Dallas line that has allowed just 203 sacks in the last 96 games (2.1 per game). His natural athletic talents have also made him an imposing figure on the Cowboys field goal/PAT defensive unit, where he has blocked seven opponents' kicks in his career (three field goals and a club-record four extra points). In 2003, he led the NFL with a club-record tying three blocked kicks, with all three coming on extra points. Evidence of Adams's effectiveness along Dallas's offensive line can be seen in the club's rushing production. A Dallas back has rushed for over 100-yards 31 times in Adams' 92 career starts. During the first five years of his career, Adams opened holes for the NFL's all-time leading rusher, Emmitt Smith, who rushed for 5,928 yards during that time span – the fifth most in the NFL during that time frame.

2003: The 2003 season was a coming-out party for Adams. After signing a new five-year contract in the off-season, Adams went on to have the most productive year of his career, climaxing in Hawaii in February as the only first-time starter on the offensive line for the NFC squad at the Pro Bowl. His work during the regular season allowed Dallas to jump from 30th in 2002 to 15th in 2003 in total offense with an increase of almost 50 yards-per-game. That offensive output helped the club post a 10-6 record after three straight 5-11 seasons. The Cowboys opened the season with back-to-back days of 403 yards of offense against Atlanta (9/7) and at the N.Y. Giants (9/15). It was the first back-to-back 400-yard days for Dallas since 1998. The pass blocking against the Giants was instrumental in Quincy Carter having the time to throw for a career-high 321 yards. Run blocking was the key at the N.Y. Jets (9/28) as Dallas rushed 41 times for 202 yards (4.9 avg.) and a touchdown while controlling the clock for 32:36. The offensive line allowed just one sack in 32 pass plays against Arizona (10/5) as the Cowboys picked up 365 total yards of offense and controlled the clock for 36:28. The line gave up just one sack in 28 pass plays while the running game picked up 134 yards and helped Dallas control the clock for 37:21 at Detroit (10/19). At Tampa Bay (10/26), Adams limited Bucs defensive end Simeon Rice to two tackles and no sacks on the day. The club racked up 400 yards of total offense, including 208 on the ground, against Washington (11/2). The pass protection allowed just one sack in 34 pass plays. Adams blocked his second career extra point when he batted down the Redskins first attempt. He blocked his second extra point of the season at New England (11/16) when he batted Vinatieri's try in the second quarter, becoming the first player in club history with two blocked PATs in the same season. The line allowed just one sack for no yards in 45 pass plays against Carolina (11/23). The Panthers defensive front was limited to nine tackles and one sack for the game. Adams extended his club record for blocked extra points against Miami (11/27) with his third block of the season. At Washington (12/14), Adams was part of a line that led the way for Troy Hambrick's 189 rushing yard day, the third best single-game performance in club history.

2002: In a season plagued by injuries and uncertainty on the offensive line, Adams was the one constant as he was the only Cowboys offensive lineman to start and finish every game. After missing a large amount of training camp with a hyperextended right knee (Aug. 6), Adams returned to the starting lineup for the opener at Houston (9/8) and helped Dallas rush for 155 yards. After reshuffling the line at St. Louis (9/29), Adams anchored a unit that allowed two sacks in 38 pass plays while helping the Cowboys rush for 112 yards in the last second victory over the defending NFC Champions. In the Cowboys loss to the Giants (10/6), the Dallas line helped rack up 340 yards, including 249 in the air, against the NFL's second ranked defense at the time. He was the only Dallas offensive lineman to start and play the entire Carolina (10/13) game as Dallas produced 148 yards and 14 points in the fourth quarter to nab a 14-13 win. In the loss to Seattle (10/27), Adams played a key role in NFL history as Smith ran for 109 yards on 24 carries (4.5 avg.) and became the League's all-time leading rusher with an 11-yard run in the fourth quarter. It was Smith's first 100-yard game of the season, and his record breaking run came over Adams's (left) side of the line. In the win over Jacksonville (11/24), the Dallas line provided time for Chad Hutchinson to throw for 301 yards. The 405 total yards against the Jaguars was a season-high. In the Thanksgiving Day vic-



tory over Washington (11/28), Adams helped lead the way for a season-high 211 rushing yards, including a season-best 144 yards by Smith, who went over the 17,000-yard mark for career rushing and recorded his fourth consecutive 100-yard day against the Redskins. Adams suffered a sprained left ankle early in the second quarter but returned in the second half. He blocked his fourth career kick when he got his hands on a James Tullihill field goal attempt. In the loss to San Francisco (12/8), he helped hold the 49ers without a sack in 28 pass plays, the first time in 2002 that the Dallas line did not allow a sack.

2001: As part of a line that helped Dallas finish third in the NFL in rushing at 136.5 yards-per-game, Adams's work allowed Dallas to rack up 2,184 yards on the ground, the second best total by a Cowboys team in the last 20 years (1995 – 2,201). Also excelling at pass blocking, the line allowed just 34 sacks in 447 pass plays. For the season, opponents were held to two sacks or less in a game 10 times. That streak started Week One when the vaunted Tampa Bay (9/9) defense was limited to just two sacks. The following week saw the line create holes in the San Diego (9/23) defense as Smith ran for 85 yards on 17 carries (5.0 avg.) and moved past Barry Sanders into second on the NFL's all-time rushing list. Adams excelled on special teams at Philadelphia (9/30), blocking his first career PAT. Against Washington (10/15), Adams helped lead Smith (107 yards) to his first 100-yard rushing game of the season and Dallas to 211 yards on the ground. He was also part of an offensive line that opened the way for Troy Hambrick (127 yards) and Michael Wiley (85) to rush for 207 yards and a 6.3 yards-per-carry average at Atlanta (11/11). Against Philadelphia (11/18), Adams worked against Hugh Douglas most of the day and limited him to one tackle. He helped Dallas to its third 200+ yard rushing day of the season as the Cowboys ran 44 times for 215 yards, including a 102-yard effort from Smith, at Washington (12/2). The pass protection was again stellar against the N.Y. Giants (12/9), as Adams and his co-workers helped limit the Giants, who entered the game ranked fifth in the league in sacks-per-pass play, to two sacks in 29 pass plays. Smith logged a season-high 128 yards at Arizona (12/23), and the offensive line allowed just one sack in 30 pass plays. In the Cowboys upset win over San Francisco (12/30), Adams and the line led the way to 186 rushing yards, including 126 by Smith, and limited the 49ers to one sack as Quincy Carter threw for a season-high 241 yards. The Cowboys offensive line closed out the season with a sackless performance at Detroit (1/6/02) and led the way as Smith gained 77 rushing yards – putting him over the 1,000-yard mark for the 11th consecutive season, an NFL record.

2000: In his second season as the Cowboys starting left tackle, Adams was part of an offensive line that allowed 35 sacks in 480 pass plays. In six games, opponents were held to one sack or less. During Troy Aikman's final 172 pass attempts of the season, the Dallas line allowed him to be sacked only four times – once every 43 attempts. In addition to pass protection, Adams helped Smith (1,203) eclipse the 1,000-yard barrier for the 10th consecutive season. Adams's work also allowed the Cowboys to average 4.2 rushing yards-per-carry for the year, a mark the club has topped just twice in the previous 12 seasons. Only four NFC clubs posted a better yards-per-carry average in 2000. Adams's blocking at Arizona (9/10) helped limit the Cardinals to one sack in 35 pass plays as Randall Cunningham threw for 243 yards and three touchdowns. Adams helped lead Smith to his first 100-yard rushing game of the year at Carolina (10/1) when Smith romped for 132 yards on 24 carries (5.5 avg.). In the rematch against Arizona (10/22), the Cowboys rushed for 200 yards, including 112 by Smith, while allowing just one sack. Against Jacksonville (10/29), Smith again eclipsed the 100-yard mark with 102 yards on 24 carries. Adams helped Smith clear the 100-yard barrier for the third consecutive week at Philadelphia (11/5) as Dallas rushed for 204 yards against the league's ninth ranked defense entering the game. Adams and the offensive line held Cincinnati (11/12) sackless in 37 pass attempts, and then duplicated the feat by holding Minnesota (11/23) without a sack in 43 pass attempts. The line's work against the Vikings also allowed Smith to rush for 100 yards on 12 carries before leaving the game in the third quarter with a concussion. For the sixth time during the season, Adams and company led Smith past the 100-yard mark against Washington (12/10) as he rushed for 150 yards. Against the Redskins, the Cowboys rushed for 242 yards as a team, marking the most rushing yards by the Dallas offense since Oct. 31, 1993 at Philadelphia.

1999: Adams was the only Dallas offensive lineman to start all 16 regular season games, and he provided the production of a seasoned veteran in his first season at left tackle. He was a key part of an offensive line that allowed just 24 sacks in 531 pass plays, the second fewest sacks allowed in the NFL. The Dallas line also allowed one sack or less in nine regular season games, including five of the final six. In addition, Adams helped Smith to his highest single season rushing total (1,397) since 1995, while enabling the Pro Bowl running back to collect more 100-yard rushing games (nine) than in any other season in his career other than 1995. In his first NFL start at left tackle, at Washington (9/12), he helped lead the way for a Dallas offense that gained 541 total yards, the highest offensive output by Dallas since Sept. 15, 1985. In addition, Aikman was sacked just one time in 50 pass plays in the overtime win over the Redskins. The following week, Smith gained 109 yards in a win over Atlanta (9/20), marking just the third time in 29 games that the Falcons defense had allowed a 100-yard rusher. In the win over Green Bay (11/14), Adams and Co. provided run blocking that helped spring Dallas's ground game to 149 yards on 34 carries despite Smith missing the game with an injury. On special teams, Adams blocked a Ryan Longwell field goal, marking the first blocked field goal by a Dallas offensive player since Doug Cosbie blocked one against St. Louis on Oct. 21, 1979. Two weeks later in the Thanksgiving Day win over Miami (11/25), Adams blocked a 47-yard field goal attempt by Olindo Mare. That effort tied the club record for blocked field goals in a season (two), as Adams became the 11th player in club history to accomplish that feat and the first since Leon Lett in 1994. In that same Miami game, the Cowboys offensive line permitted just one sack in 30 passing plays and helped lead Smith to 103 rushing yards against what was the NFL's sixth ranked defense going into the game. Dallas finished the season as the NFL's sixth ranked rushing offense, averaging 128.2 yards-per-game.



1998: The Cowboys' second-round choice (38th overall), Adams was forced into extended work as a rookie after injuries to right guard Everett McIver. He started 10 games in place of McIver, who suffered serious injuries to both knees. Adams's 12 total starts were the most ever by a Dallas rookie offensive lineman. Although inexperienced, and playing a new position, he earned All-Rookie recognition and was a key part of a Dallas line that allowed just 19 quarterback sacks – the fewest in the NFL. Adams was marked ready for duty in the Dallas opener against Arizona (9/6), where he was used as a third tight end on short yardage situations. Adams wound up playing the final three quarters of the game at right tackle after starter Erik Williams was ejected. Adams helped the Dallas offense amass 444 total yards (188 rushing) against the Cardinals. In addition, the offensive line did not allow a sack of Aikman in 32 pass plays. The next three weeks, Adams saw considerable action at tight end as a short yardage blocker, and earned a starting assignment against Oakland (9/27) as the team opened the game in a two-tight end set. After McIver went down with his first knee injury at Washington (10/4), Adams earned his first start at right guard against Carolina (10/11). Against the Panthers, Dallas rolled up 428 yards of total offense. In his first five starts at right guard, Adams helped Smith rack up four 100-yard rushing games, including a season-high 163 yards on 29 carries (5.6 avg.) against the N.Y. Giants (11/8). In that battle with the Giants, the Dallas offensive line allowed no sacks to a New York defense that led the NFL in sacks during the 1998 season. Adams did not start against Seattle (11/22), but he entered the game when McIver tore the anterior cruciate ligament in his left knee. Adams started the remaining five regular season games at right guard and earned his first postseason experience by starting against Arizona (1/2/99).

COLLEGE: Adams spent three years in the starting line-up for Michigan State, and during that time, the Spartans went to three straight bowl games for only the second time in school history. They also had a running back top the 1,000-rushing yard mark each season. Adams started the final 28 games of his career at tackle, and in 34 career starts, he helped a Spartan running back reach the 100-yard mark 21 times. As a senior, Adams moved from right tackle to left tackle and picked up All-America honors and was named the Big Ten Offensive Lineman of the Year by the league's head coaches. One-of-four offensive linemen who were semi-finalist for the Outland Trophy and Lombardi Award, Adams earned post-season invitations to the East-West Shrine Game and Senior Bowl all-star games. He was a second team All-Big Ten selection at right tackle following his junior and sophomore seasons.

PERSONAL: A high school All-America and all-state selection as a two-year starter on the offensive line at Proviso West High School in Maywood, Ill., Adams also lettered three times in wrestling and four times in track (shot put). He advanced to the state heavyweight wrestling finals as a junior. Adams earned his degree in criminal justice from Michigan State and is a cousin of former NBA guard Hersey Hawkins. Since joining the Cowboys, Adams has participated in the offensive line's support of The Rise School of Dallas with the "First Downs for Down Syndrome" project. In the fall of 2001, the entire offensive line helped paint a Dallas Cowboys Pegasus with the children from The Rise School. The Pegasus, a project to promote the City of Dallas, was donated to the school for a charitable fundraiser. He also served as a guest speaker for the Coppell, Texas, High School football team as part of the NFL High School Tuesday program. The program encourages NFL teams to visit a local high school to speak on the importance of education and the benefits associated with sports. During the 2003 season, Adams joined a group of his teammates in the annual Cowboys Hometown Huddle in support of the United Way. Adams and his teammates played Bingo with the 100-plus senior citizens at the Brady Center/Catholic Charities.

ADAMS COWBOYS TOTALS

Blocked PATs:

@ Philadelphia, 9/30/01
vs. Washington, 11/2/03
@ New England, 11/16/03
vs. Miami, 11/27/03

Blocked Field Goals:

vs. Green Bay, 11/14/99
vs. Miami, 11/25/99
vs. Washington, 11/28/02



Larry Allen

Guard

6'3" ★ 335 ★ 11/27/71

Sonoma State

D-2 for '94 (46th overall)

NFL: 11th Year ★ Cowboys: 11th Year



GAMES/STARTS (regular season, playoffs): 1994 (16/10, 2/2), 1995 (16/16, 3/3), 1996 (16/16, 2/2), 1997 (16/16), 1998 (16/16, 1/1), 1999 (11/11, 1/1), 2000 (16/16), 2001 (16/16), 2002 (5/5) 2003 (16/16, 1/1). Total – 144/138, 10/10.

PRO: As a member of the NFL's All-Decade team for the 1990's, Larry Allen has long been widely recognized as one of the NFL's premier offensive linemen, and he has established himself as the most decorated offensive lineman in Dallas Cowboys history. In 10 NFL seasons since being drafted out of tiny Sonoma State, he is a seven-time All-Pro selection, six times at guard (1995-97, 1999-01) and once at tack-



le (1998). With his Pro Bowl selection at tackle in 1998, he became just the third player in league history to be selected to the Pro Bowl at more than one offensive line position during his career, joining Bruce Matthews (guard/center) and Chris Hinton (guard/tackle). An ankle injury in the second week of the 2002 season limited Allen to five games and snapped his seven-year string of trips to the Pro Bowl, the fourth longest streak in club history and the standard for Pro Bowl selections by a Dallas offensive lineman. Allen fully recovered from his injury and earned his eighth Pro Bowl selection in 2003, tying Emmitt Smith as the only Dallas offensive player to be selected to eight Pro Bowls. Defensive players Bob Lilly (11), Mel Renfro (10) and Randy White (9) are the only Cowboys to be selected to the NFC squad more times than Allen. He has played all but one position along the offensive line in his 10 seasons in Dallas, moving between right tackle (1994), right guard (1995-97), left tackle (1997-98) and left guard (1999-03). During his illustrious career, Allen has been a member of an offensive unit that has posted the four lowest sacks allowed totals in club history with 18 in 1995, 19 in 1996 and 1998, and 20 in 1994. He also played a very important part in Smith's race toward the all-time NFL rushing mark, having played a role in eight of Smith's 11 1,000-yard rushing seasons. Smith gained 11,463 of his 17,162 career yards after Allen joined the Cowboys in 1994. With a career-best bench press of 700 pounds, and a squat lift of 900 pounds, Allen is also considered to be the strongest man to ever play professional football. Allen joins Darren Woodson as the only players on the Cowboys roster to have been members of the club's Super Bowl XXX team.

2003: After missing most of the 2002 season with a sprained left ankle that required offseason surgery to remove bone spurs, Allen bounced back in 2003 to start all 17 games – including the playoff game at Carolina (1/3/04). Despite missing parts of four games with injuries, Allen returned to form and was honored for his play with his eighth Pro Bowl selection, tying Smith for the most Pro Bowl honors by a Cowboys offensive player. Allen began the season by straining his hamstring in practice before the season opener. He still started the game against Atlanta (9/7), but he aggravated his hamstring injury in the second quarter and sat out the remainder of the half. He returned for the second half and helped Dallas roll up 403 yards of total offense. His play at the N.Y. Giants (9/15) helped Quincy Carter have time to throw for a career-high 321 yards in leading Dallas to a come-from-behind overtime victory. At the N.Y. Jets (9/28), the Cowboys rushed for 202 yards on 41 carries (4.9 avg.) while controlling the clock for 32:36. Allen suffered a sprained left knee in the second quarter against Arizona (10/5) but returned in the second half to help Dallas total 365 yards of offense. At Detroit (10/19), the line's work helped Dallas rush for 134 yards and control the clock for 37:21. He left the game at Tampa Bay (10/26) early in the third period and did not return. Despite playing sporadically against Washington (11/2) due to a sprained left knee suffered in the first quarter, Allen helped the Cowboys rack up 400 yards of total offense, including 208 rushing yards. The Cowboys offensive line surrendered only one sack in 34 pass plays against Buffalo (11/9) and one sack in 37 pass plays at New England (11/16). Against Carolina (11/23), Allen helped shut out DT Kris Jenkins while the Dallas line allowed only one sack for 0 yards in 45 pass plays. The line's blocking helped Dallas backs rush for 150 yards at Philadelphia (12/7) before opening holes at Washington (12/14) for Troy Hambrick to run for 189 yards – the third best single-game rushing performance in club history. The line's pass blocking in the season finale at New Orleans (12/28) allowed Carter to throw a career-high 47 passes for 290 yards.

2002: Allen's 2002 season was a rough one physically as he fought through off-season surgery and a nagging early season ankle sprain that limited him to five starts for the season. Due to off-season rotator cuff surgery on his left shoulder, Allen was limited in training camp and saw action in just the final two pre-season games. Entering the regular season, he was selected an offensive captain by his teammates. In the season opener at Houston (9/8), Allen manned his usual left guard spot as Dallas rushed for 155 yards. The following week against Tennessee (9/15), he suffered a sprained left ankle in the second quarter. Allen attempted to return in the second half but lasted just two plays before returning to the sideline. Because of the injury, Allen was inactive at Philadelphia (9/22). During practice the week leading up to the St. Louis game (9/29), he moved to right tackle and opened the game at that position before re-aggravating his sprained left ankle and leaving the game in the first quarter. He was back in the lineup at right tackle against the N.Y. Giants (10/6) but came out during the first drive after aggravating his left ankle. He battled the pain and was in and out of the game in the second half at left guard for Kelvin Garmon who had suffered a hip injury. Allen's play helped Dallas rack up 340 yards against the NFL's ninth ranked defense. Following the trade of Garmon to San Diego, Allen returned to left guard against Carolina (10/13) but came out of the game in the second quarter because of continued pain in the ankle. In an attempt to let the injury heal, Allen was inactive the next three games. He returned to practice the week leading up to the Indianapolis game (11/17) but was still in too much pain and was inactive for the fourth straight game. On Nov. 21, his season came to an end when he was placed on injured reserve. He underwent successful surgery on Dec. 3 to remove bone spurs from his left ankle.

2001: Allen closed out the season by being named All-Pro by the Associated Press for the seventh consecutive season. He was also named a Pro Bowl starter at guard, although he did not attend the game in Hawaii due to elbow surgery that was performed after the season (Jan. 18, 2002). It was his seventh consecutive Pro Bowl selection and the most ever by a Dallas offensive lineman. Allen played a key role in a Dallas offensive line that helped the Cowboys finish third in the NFL in rushing at 136.5 yards-per-game. The 2,184 rushing yards Dallas gained for the season was the second best total by a Cowboys team in the last 20 years (1995 – 2,201). The Dallas offensive line also helped Smith rush for an NFL-record 11th consecutive 1,000-yard season. The Dallas offensive line allowed 34 sacks in 447 pass plays in 2001. Ten times opponents were held to two sacks or less during the season. In the season opener against Tampa Bay (9/9), Allen helped limit All-Pro DT Warren Sapp to one tackle and no sacks, while the Cowboys were able to rush for 99 yards on 23 carries (4.3 avg.). In the Cowboys next game against San Diego (9/23), Allen led the way as Smith ran for 85 yards on 17 carries (5.0 avg.) and moved past Barry Sanders into



second on the NFL's all-time rushing list. In the Cowboys' Monday night win over Washington (10/15), Allen and Co. helped lead Smith (107 yards) to his first 100-yard rushing game of the season and Dallas to 211 yards on the ground for the evening. At Atlanta (11/11), Allen played a part in an effort that opened the way for Hambrick to gain 127 rushing yards and Michael Wiley to add 85 en route to the Cowboys gaining 207 yards (6.3 avg.) for the day. In a home loss to Philadelphia (11/18), Allen helped Dallas rush for 132 yards on 23 carries (5.7 avg.) against the NFL's eighth ranked run defense. Allen played a key role in Dallas's 20-14 win at Washington (12/2), helping the Cowboys log their third 200+ yard rushing day of the season as the team ran 44 times for 215 yards (4.9 avg.), including 102 yards from Smith. The Cowboys surprise 27-21 win over San Francisco (12/30) was sparked by a Dallas line that helped account for 186 rushing yards, including 126 by Smith. Allen personally limited Dana Stubblefield to three tackles on a day when the Cowboys ran 44 times.

2000: For the sixth consecutive season, Allen was selected to the NFC Pro Bowl squad and garnered consensus All-Pro and All-NFC honors. He was part of a unit that allowed just 35 sacks in 480 pass plays during the year, and six times during the season, opponents were held to one sack or less. On the ground, Dallas averaged 4.2 yards-per-carry, a mark the club had topped just twice in the previous 12 seasons. Only four NFC clubs posted a better yards-per-carry average. Despite suffering a fractured right hand in practice on July 20, Allen returned to action by the end of preseason and started all 16 games. Against Arizona (9/10), Allen's blocking helped limit the Cardinals to one sack while protecting Randall Cunningham as he completed 24-of-34 passes for 243 yards and three touchdowns. Smith posted his first 100-yard rushing effort of the season at Carolina (10/1), picking up 132 yards on 24 carries (5.5 avg.). Allen's blocking against Arizona (10/22) keyed the offense as it picked up 347 total yards, including 200 rushing – 112 by Smith – and allowed just one sack. For the second straight week, Smith topped the century mark with 102 yards on 24 carries against Jacksonville (10/29), and he posted his third straight 100-yard game as the Cowboys ran for 204 yards against the league's 10th ranked defense at Philadelphia (11/5). Not content to merely run block, the line did not allow a sack in 37 pass attempts against Cincinnati (11/12) or in 43 pass attempts against Minnesota (11/23). In addition, Smith ran for 100 yards on 12 carries against the Vikings before suffering a third quarter concussion. At Tampa Bay (12/3), against the league's sixth ranked defense in sacks-per-pass play, Allen and the line helped limit the Bucs to two sacks in 35 pass plays. Personally, Allen helped limit Warren Sapp to two tackles on the day and the entire Tampa Bay starting defensive line to six tackles. Smith rushed for 150 yards and a touchdown against Washington (12/10) and the NFL's fourth ranked defense. In all, the Cowboys ran for 242 yards against the Redskins, the most by a Dallas offense since recording 271 yards on the ground at Philadelphia on Oct. 31, 1993.

1999: Despite starting in his third line position in as many years and missing five games due to injury, Allen was selected to his fifth consecutive Pro Bowl while earning consensus All-Pro honors. He earned this recognition as part of a line that allowed the second fewest sacks (24) in the NFL (Indianapolis – 14) and one or fewer sacks in nine-of-16 games. The Dallas line also led the way for Smith to rush for 1,397 yards. In Allen's first career start at left guard at Washington (9/12), he helped lead the way as the Cowboys gained 541 total yards while surrendering only one sack in 50 pass plays. The offensive output against the Redskins was Dallas's highest yardage total since gaining 554 yards on Sept. 15, 1985. Against Atlanta (9/20), he helped lead the way as Smith (109 yards) became just the third player in the last 29 games to rush for over 100 yards against the Falcons. His blocking helped the Cowboys line allow only one sack in 40 pass plays at Philadelphia (10/10), and he helped limit the Redskins (10/24) to no sacks in 32 pass plays. At Minnesota (11/8), Allen's blocking helped spring Smith to 140 rushing yards and two touchdowns in the first half as the Dallas offense rolled up 205 rushing yards for the game. While helping the Cowboys' ground game accumulate 149 yards against Green Bay (11/14), Allen sprained the medial collateral ligament in his right knee during the third quarter and did not return. He missed the first game of his career at Arizona (11/21), snapping strings of 97 consecutive games played and 90 consecutive starts. His knee sprain caused him to miss the next four games as well. He returned to the starting lineup at New Orleans (12/24) and helped the Dallas line surrender no sacks on 39 pass plays while helping Smith rush for his eighth 100-yard game of the season. In the season finale against the N.Y. Giants (1/2/00), Smith recorded his ninth 100-yard game of the year, and the line did not allow a sack in 33 pass plays. The Cowboys' offensive line closed the regular season by not allowing a sack on the final 94 pass plays of the season. The line again surrendered only one sack in 39 pass plays in an NFC Wild Card Playoff Game at Minnesota (1/9/00) while helping Smith rush for 99 yards, including a Dallas postseason record 65-yarder. Allen underwent arthroscopic surgery on Jan. 18, 2000 to remove loose bodies from his right knee.

1998: After starting the final three games of 1997 at left tackle, Allen was penciled into the position from day one of the 1998 season. In his first full season guarding Troy Aikman's blindside, he earned consensus All-Pro and All-NFC honors. When Allen's peers voted him to the NFC Pro Bowl squad at tackle, he became just the third player in league history to be selected to the Pro Bowl at more than one offensive line position during his career. Allen earned that recognition as a vital cog in an offensive line that allowed just 19 sacks for 110 yards in 493 pass plays for the season – fewest in the NFL. His blocking also helped Smith to seven 100-yard rushing days and 1,332 yards. In the season opener against Arizona (9/6), Allen debuted at his new position and helped Dallas amass 444 total yards (188 rushing) – both totals were the highest since 1996. In addition, the offensive line did not allow a sack of Aikman in 32 pass plays. In an October match-up at Washington (10/4), Allen helped lead the way as Dallas had two running backs top the 100-yard mark for just the third time in club history. Smith finished with 120 yards and one touchdown while Chris Warren added 104 yards and two touchdowns. In November, Allen faced four of the NFC's top defensive ends in Hugh Douglas (fifth in the NFC with 12.5 sacks in 1998), Chad Bratzke (ninth with 11.0), Simeon Rice (tied for 11th with 10.0) and John Randle (10th with 10.5). His streak started at Philadelphia



(11/2) when he limited Douglas to one tackle and no sacks. The next week against Bratzke and the N.Y. Giants (11/8), his blocking helped Smith rush for 163 yards on 29 carries (5.6 avg.), and the Dallas offensive line allowed no sacks to a Giants defense that led the NFL in sacks in 1998. At Arizona (11/15), Allen, while limiting Rice to one tackle, was part of a line that allowed no sacks to the Cards defense and helped lead Smith to 118 yards and three touchdowns. Seattle brought the AFC's top sacking defense of 1998 into Dallas (11/22) and came away with just one sack (on an Aikman fumble), while the Cowboys ran for 173 yards on the day. Allen closed out his dominating month against John Randle and the Minnesota Vikings (11/26), limiting him to one tackle and no sacks in 81 offensive plays. In addition, Allen helped set a new club record for pass attempts in a game without a sack (57) and led the way as Smith rushed for three touchdowns to tie Marcus Allen's NFL record of 123 career rushing scores. In the regular season finale against Washington (12/27), Allen was part of a blocking unit that saw Smith run for two more touchdowns to break the NFL's all-time rushing touchdown record.

1997: After spending part of training camp working at left tackle, Allen returned to his right guard spot for the first 13 games of the season. He started his third season at right guard at Pittsburgh (8/31) and helped Dallas gain 380 total yards, including 295 passing yards while not allowing a sack. This kind of play kept Aikman healthy and in the starting lineup for every game for the third straight season. In a win over Philadelphia (9/15), Allen suffered a strained left hamstring in the second quarter and did not return to action. Following the bye week, he returned to the starting lineup against Chicago (9/28) but was forced out of the game in the second quarter when he did not have the strength in his left leg to effectively block. Allen was back in the starting lineup the next week at the N.Y. Giants (10/5). After the loss of Mark Tuinei at left tackle at Washington (10/13), Allen slid out to left tackle in third down passing situations against Philadelphia (10/26) and Washington (11/16). In the Redskins' game, the line allowed just one sack in 46 pass plays. Allen became the full-time starter at left tackle against Carolina (12/8) and remained there the final three weeks of the season. Despite moving between guard and tackle during the season, Allen was selected to his third straight Pro Bowl at guard and earned first-team All-Pro honors.

1996: Allen earned his second consecutive trip to the Pro Bowl, along with consensus All-Pro and All-NFC honors, while the Dallas offensive line led the NFL by allowing just 19 sacks on the season, one shy of the club record set in 1995. In a win at Miami (10/27), Aikman was sacked just once while completing a season-high 33-of-41 pass attempts (80.5%) for 363 yards and three touchdowns. For the third straight year behind Allen, Smith ran for over 1,200 yards while topping 100 yards on the ground four times, including a season-high 155 yards and three touchdowns against Washington (11/28). In the first round of the playoffs, Allen's blocking helped lead the Dallas running game to 255 rushing yards against Minnesota (12/28), the second best postseason total in club history. Smith's 6.8 yards-per-carry average in that game was the third best mark in club history.

1995: Allen made his first NFL start at right guard in the season opener at the N.Y. Giants (9/4), helping the Dallas offense roll up 459 yards, including 230 rushing yards – the most by the Cowboys since Oct. 31, 1993. It wasn't until the third game of the season that the Dallas front five allowed a sack, and six times in 1995, Allen and the rest of the line held an opponent sackless. For the season, Dallas finished second in the NFL in fewest sacks allowed with a club record 18. In addition, Aikman was healthy and able to start every game for just the second time in his career, helping Allen earn All-Pro honors. In the regular-season finale at Arizona (12/25), Allen's work with the line enabled Dallas to roll up 474 yards of total offense, the most yardage by a Dallas team since Sept. 15, 1985. The Cowboys finished the season ranked fifth in the NFL in total offense, while Smith gained a club record 1,773 rushing yards, captured his fourth NFL rushing title in five years and scored a NFL record 25 rushing touchdowns. Following the season, Allen, who was in just his first year as a starting guard, was one of a club-record four Dallas offensive linemen to be selected to the Pro Bowl, joining Ray Donaldson, Nate Newton and Mark Tuinei.

1994: Allen was forced into the lineup four games into his rookie campaign when Tuinei suffered back spasms at Washington (10/2). He received a game ball for his play, which held the Redskins sackless on the day. The next week against the Cardinals (10/9), Allen earned his first NFL start, at left tackle for Tuinei, and held Clyde Simmons to five tackles and no sacks while the offensive line did not allow a sack in 28 pass attempts. It was the first time a rookie offensive lineman had started for Dallas since Nov. 24, 1991 when Williams started at right tackle against Washington. Allen returned to spot duty the next two weeks, but on Oct. 24, Williams was injured in an automobile accident and lost for the season. Allen moved into the starting lineup at right tackle spot for good at Cincinnati (10/30). The following week, he was part of an offensive line that helped Dallas amass 450 total yards against the N.Y. Giants (11/7). Both he and Tuinei received game balls for helping hold the Saints without a sack in the Monday night victory at New Orleans (12/19). With 10 regular season starts, Allen tied Burton Lawless (1975) and Kevin Gogan (1987) for the most starts on the offensive line as a rookie in club history at that time (Adams broke the mark in 1998). On his way to garnering consensus all-rookie honors, Allen helped Dallas establish a then team record by allowing just 20 sacks – for losses totaling just 93 yards (fewest yards in the NFL). Smith finished the year third in the NFL rushing race with 1,484 yards, and the Cowboys were fifth in the NFL in rushing yards-per-game. In the playoffs, the Dallas offense picked up 450 total yards and Aikman completed 23-of-30 passes for 337 yards against Green Bay (1/8/95). Allen sprained his left ankle in that game, but returned to action. In the NFC Championship Game at San Francisco (1/15/95), he struggled through three quarters on the injured ankle before leaving the game. Allen was the 10th offensive lineman selected in the NFL Draft and the first player ever drafted from Sonoma State. Taken in the second round (46th overall), it marked the first time since 1981 Dallas had taken an offensive lineman that high.

COLLEGE: Allen began his college career at Butte Junior College in Oroville, Calif. (1989-90). After a year off, he enrolled at Sonoma State, a Division II school 45 miles north of San Francisco. In two years with



the Cossacks, Allen gave up just one sack. During his senior year, Sonoma State set a mark with 334 rushing yards against Cal-State Hayward. A two-time All-America selection, Allen participated in the East-West Shrine Game and the Senior Bowl. In 1992, the Cossacks were primarily a passing team and established 10 new school records – including most yards gained, most touchdown passes, best gain-per-completion and highest passing efficiency.

PERSONAL: A native of Los Angeles, Allen attended a different high school each of his four years of school, finishing at Vintage High School in Napa, Calif. He lettered in football as a freshman at Centennial Senior High in Compton, Calif. In the community, Allen has participated in the offensive line's support of The Rise School of Dallas with the "First Downs for Down Syndrome" project. In the fall of 2001, the entire offensive line helped paint a Dallas Cowboys Pegasus with the children from The Rise School. Each year, Allen also participates and is very generous in the team's support of The Salvation Army Angel Tree Program, which provides Christmas gifts for families in need. Allen and wife Janelle have two daughters, Jayla (12/15/94) and Loriania (4/20/00), and a son, Larry, Jr. (7/21/96).



Richie Anderson

Fullback

6'2" ★ 230 ★ 9/13/71

Penn State

FA for '03

NFL: 12th Year ★ Cowboys: 2nd Year



GAMES/STARTS (regular season, playoffs): 1993 (7/0-NYJ), 1994 (13/4-NYJ), 1995 (10/0-NYJ), 1996 (16/16-NYJ), 1997 (16/6-NYJ), 1998 (8/1, 1/0-NYJ), 1999 (16/16-NYJ), 2000 (16/16-NYJ), 2001 (16/16, 1/1-NYJ), 2002 (16/16, 2/2-NYJ), 2003 (15/8). Totals – 149/99, 5/3 (Dallas 15/8, 1/0).

PRO: A veteran fullback who has the ability to make plays blocking, carrying the ball or catching passes out of the backfield, Richie Anderson was reunited in 2003 with head coach Bill Parcells – his mentor for three (1997-99) of the 10 seasons he played with the New York Jets. Anderson signed as an unrestricted free agent with Dallas on March 4, 2003 and his impact was visible throughout his first year with the Cowboys organization. Within weeks of his arrival in Dallas, his leadership ability and character caught the attention of his new teammates in the locker room, and he was elected one of the team's two captains – along with Darren Woodson – just prior to the start of the 2003 campaign. On the field, Anderson became one of the most productive performers in helping turnaround the Cowboys fortunes as an all purpose player who led the team in receptions while finishing the year as the club's second leading rusher. He closed out his 10-year career with the Jets tied for ninth in club annals with 305 career catches, making him the most prolific pass catching running back in Jets history. He also averaged 3.8 yards-per-carry (191 rushes for 722 yards) during his stint in New York. His blocking helped lead Curtis Martin to 6,562 rushing yards and 44 touchdowns between 1998 and 2002 – the most rushing yards of any NFL running back over that time span. Also during Anderson's 10 years in New York, the Jets had a running back eclipse the 1,000-yard rushing mark seven times (Martin – 5, Adrian Murrell – 2).

2003: At the conclusion of his first training camp in Dallas, Anderson was elected team captain (along with Darren Woodson), a testament to his leadership ability. In his first season in Dallas, Anderson led the team in receptions with 69 (for 493 yards), and finished tied for fourth in the NFL for catches among running backs. He became the first Dallas running back to lead the team in receptions since Herschel Walker caught 60 passes in 1987. His 69 catches were also the most by a Dallas runner since Walker caught 76 in 1986. Anderson's totals for receptions and receiving yardage were both the second best single season totals of his career, and marked the third highest totals in each category by a Dallas back. He was also the team's second leading rusher with a career-high 306 yards on 70 carries for a 4.4-yard rushing average. His 70 rushing attempts were the most by a Dallas fullback since Timmy Newsome ran 88 times in 1985, and his 306 rushing yards were the most by a Cowboys fullback since Ron Springs rushed for 541 yards in 1983. Anderson was the only Cowboy in 2003 to score a touchdown by rushing (one) and receiving (four). In the overtime win at the N.Y. Giants (9/15), Anderson carried the ball six times for 19 yards and caught four passes for 15 yards. In facing his former team – the N.Y. Jets (9/28) – Anderson ran five times for 37 yards (7.4-yard avg.). He also was the Cowboys second leading receiver with four catches for 46 yards. Anderson scored his first touchdown as a Cowboy in the win over Arizona (10/5) on an 18-yard pass from Quincy Carter. He finished the Cardinals game with 22 rushing yards on five attempts and four receptions for 38 yards. At Detroit (10/19), Anderson ran seven times for 52 yards and a 7.4-yard average. His effort helped Dallas collect 134 rushing yards on the day, and it marked the second best rushing effort of Anderson's career. In the loss at Tampa Bay (10/26), Anderson led Dallas with five catches for 22 yards. He was held out of the Washington (11/2) game with a shoulder and back injury. Anderson returned to action against Buffalo (11/9) and tied for the team lead in receptions with three catches for 15 yards. In the loss at New England (11/16), Anderson was the leading receiver in the game with eight catches for a



career-high 85 yards. In the win over Carolina (11/23), Anderson tied for the team lead in receptions with six for 28 yards. Against Miami (11/27), Anderson registered the first multiple touchdown game of his career. His first score was a four-yard run in the second quarter, and he later scored on a 27-yard catch-and-run in the same period. Anderson finished the game with 22 rushing yards on five carries to go with three receptions for 34 yards. In the loss at Philadelphia (12/7), Anderson was productive in both receiving and rushing. He had seven catches for 40 yards to lead all Dallas pass catchers – while rushing six times for 32 yards and a 5.3-yard average. At Washington (12/14), Anderson caught a team-high five passes for 51 yards and a touchdown. In the Cowboys playoff clinching victory over the N.Y. Giants (12/21), he carried the ball seven times for 34 yards while catching four passes for 17 yards. He closed the season at New Orleans (12/28) by catching a game and season-high 10 passes for 83 yards and a touchdown. His 10 catches were the third best reception total of his career. He also carried the ball six times for a team-high tying 26 yards. In the playoff loss at Carolina (1/3/04), he caught a team-high seven passes for 20 yards while carrying the ball six times for 18 yards.

2002: Anderson finished his 10th season fourth on the Jets with 45 catches for 257 yards and a touchdown, and he carried the ball five times for 27 yards. While starting all 16 regular season games for the fourth consecutive year, he keyed the running game with his blocking, helping lead running back Martin to 1,094 rushing yards and a 4.2 yards-per-carry average. Anderson kicked off the season by catching three passes for 19 yards at Buffalo (9/8) and five passes for 28 yards against New England (9/15). He caught another four passes for 28 yards at Miami (9/22) before adding a 16-yard carry against Kansas City (10/6) as part of a 147-yard rushing day by the Jets. Against the Chiefs, New York averaged 5.4 yards on 27 carries. Anderson caught a season- and team-high seven passes for 56 yards at San Diego (11/3). His blocking against the Chargers helped the Jets rush for 165 yards on 30 carries (5.5 avg.). Anderson helped New York rush for a season-high 189 yards on 39 carries (4.8 avg.) against the Lions (11/17) and 155 yards on 37 carries (4.2 avg.) against the Bills (11/24). He began a late season push by catching three passes for 23 yards at Chicago (12/15), making him the Jets all-time leading receptions leader among running backs. He also led the way for the Jets to rush for 134 yards on 24 carries (5.6 avg.) against the Bears. The next week at New England (12/22), he tied for the team lead with five receptions for 34 yards. He closed the regular season against Green Bay (12/29) by hauling in two passes for nine yards and a score while helping New York rush for 129 yards on 29 carries (4.4 avg.). He then kicked off the postseason by totaling 66 yards on two receptions – including a career-long 56-yard scoring catch-and-run on a screen pass – against Indianapolis (1/4/03). In the loss at Oakland (1/12/03), he caught two passes for 20 yards while carrying the ball twice for eight yards.

2001: Anderson started all 16 regular season games for the third consecutive season and finished fourth on the team in receptions (40) and fifth in receiving yards (252) with two receiving touchdowns while adding 102 rushing yards on 26 carries. His work as a blocker helped Martin rush for a club-record 1,513 yards and finish second in the NFL in rushing (Priest Holmes, 1,555). Anderson opened the season against Indianapolis (9/9) by tying for the team lead with six catches for 53 yards and a touchdown while carrying the ball twice for 21 yards. His blocking helped the Jets total 135 rushing yards on 29 carries against the Colts. At Buffalo (10/7), he caught two passes for nine yards and a touchdown. The following week against Miami (10/14), Anderson led the way as Martin rushed for 120 yards and a score on 22 carries. Anderson then caught four passes for 34 yards and rushed twice for 13 yards against St. Louis (10/21). He posted another four-reception day (12 yards) at Carolina (10/28). He caught three passes for 42 yards – including a season-long 22-yarder – against Kansas City (11/11) while carrying the ball twice for 10 yards and paving the way for Martin's 113-rushing yard, three-touchdown performance. He picked up 21 yards on five catches and 10 yards on two carries at Indianapolis (12/23). In an AFC Wild Card Playoff Game at Oakland (1/12/02), Anderson was second on the team with six catches for 33 yards and a touchdown.

2000: In earning his first Pro Bowl appearance as the AFC's starting fullback, Anderson led the Jets with a team- and career-high 88 catches for 853 yards and two touchdowns while rushing for 63 yards on 27 carries. His blocking helped spring Martin to 1,204 rushing yards. Anderson's performance also earned him All-Pro honors from *College and Pro Football Newsweekly*, *Football Digest* and *USA Today*. He opened the season with three receptions for 41 yards at Green Bay (9/3). In a Week Two Monday night match-up against New England (9/11), he led the team with six catches for 88 yards, including five grabs in the fourth quarter as New York erased a 19-7 deficit to win 20-19. Anderson then contributed four catches for 29 yards against Buffalo (9/17) and six catches for 39 yards at Tampa Bay (9/24). After catching four passes for 34 yards at New England (10/15), he recorded a career-high while leading the team with 12 receptions for 109 yards against Miami (10/23). Seven of his catches against the Dolphins came in the fourth quarter and overtime as the Jets fought back from a 30-13 deficit to defeat Miami 40-37. The following week at Buffalo (10/29), he totaled 24 yards on six receptions. He posted his longest rushing attempt of the season with a nine-yard carry against Denver (11/5). In the Jets rematch at Miami (11/19), he caught five passes for 53 yards before recording six receptions for 69 yards and his first touchdown of the season against Chicago (11/26). While catching five passes for 75 yards against Indianapolis (12/3), Anderson helped lead the way for Martin to rush for a team-record 203 yards on 30 carries. In his 100th career game, Anderson caught a team-high eight passes for 103 yards at Oakland (12/10). He caught five passes for 22 yards against Detroit (12/17) before closing the season with 11 catches for a career-high 139 yards and a score at Baltimore (12/24).

1999: Playing in the F-back position, Anderson finished fourth on the team in receptions (29) and receiving yards (302) while adding three touchdowns. He also rushed for 84 yards on 16 carries while helping lead the way for Martin to rush for 1,464 yards with six 100-yard rushing days. Anderson kicked off the year by catching a 27-yard touchdown pass and gaining 16 yards on his only carry of the day against New



England (9/12). After catching three passes for 40 yards at Buffalo (9/19), he caught a team- and season-high five passes for 71 yards against Washington (9/26). He totaled 21 rushing yards on four carries at New England (11/15). Against Buffalo (11/21), Anderson caught two passes for 21 yards – including a 20-yarder that pushed him over the 1,000 receiving yard mark for his career – then recorded two receptions for 13 yards and two rushes for 12 yards at Indianapolis (11/28). He closed out the season by catching three passes for 43 yards – including a season-long 29-yarder – against Seattle (1/2/00).

1998: Anderson totaled three catches for 12 yards and a two-yard carry while seeing extensive special teams duty in the eight games in which he played. He also contributed two special teams tackles. He saw action at fullback at Miami (12/13), springing Martin on a nine-yard touchdown run in the Jets 21-16 victory. He started at fullback in the regular season finale against New England (12/27) for the injured Keith Byars and helped Martin post his team-record eighth 100-yard rushing game of the season. After seeing special teams action in New York's divisional playoff win over Jacksonville (1/10/00), he did not play in the AFC Championship Game at Denver (1/17/00).

1997: Anderson saw action in all 16 games, starting six, and finished with 70 rushing yards on 21 carries and 15 receiving yards and a touchdown on 26 receptions. He opened the season at Seattle (8/31) by helping Murrell rush for 136 yards on 24 carries (5.7 avg.). Anderson posted a season-high four receptions for 37 yards against Oakland (9/21). He made his first start of the season at Cincinnati (9/28) and scored his only touchdown of the year on a seven-yard pass from Neil O'Donnell in the fourth quarter. He finished with a season-high tying four catches for 28 yards while leading the way for Murrell to rush for a season-high 156 yards. Anderson rushed for a season-high 28 yards on four carries at Miami (11/9).

1996: Anderson posted the best statistical year of his young career when he caught 44 passes for 385 yards and carried the ball 47 times for 150 yards while starting every game at fullback. His 385 receiving yards were the most by a Jets fullback since Clark Gaines totaled 469 receiving yards in 1977. Anderson's work as a blocker was instrumental in Adrian Murrell gaining 1,249 rushing yards on the season. Anderson carried the ball a season-high seven times for 38 yards and caught three passes for 24 yards at Jacksonville (10/13). Against New England (11/10), he recorded 85 receiving yards – including a career-long 48-yard catch.

1995: Playing in only 10 games, Anderson registered five carries for 17 yards and five receptions for 26 yards. He saw limited action throughout the season on special teams and at fullback. He missed the game against New England (11/5) with the flu, then missed the game against Seattle (11/26) with a high ankle sprain on his right leg suffered during the week. He missed the final four games of the season after being placed on Reserve/Injured with the ankle injury.

1994: Despite seeing action in only 13 games as a reserve (four starts), Anderson finished second on the team with 207 rushing yards and a touchdown on 43 carries and fifth with 25 receptions for 212 yards and a touchdown. He totaled four plays of 20 yards or more during the season. He scored his first professional touchdown on a one-yard jaunt in the season opener at Buffalo (9/4). He started his first career game at fullback for an injured Brad Baxter against Denver (9/11) and caught three passes for 22 yards. He scored on a 27-yard reception at Miami (9/18) before suffering a compound dislocation of his finger against Chicago (9/25) that forced him to miss the next three games. He then gained 35 yards on seven rushes in his only start at running back – for an injured Johnny Johnson – against Buffalo (11/6). The next week at Green Bay (11/13), Anderson ran for a career-high 74 yards on seven carries, including a 55-yarder that set up a field goal. He then rushed for 29 yards on four carries at New England (12/4). Anderson started at fullback against San Diego (12/18) and led the team with 23 rushing yards on six carries and seven receptions for 64 yards. He closed the season as the starting fullback at Houston (12/24) and rushed four times for 29 yards.

1993: Anderson played in seven games as a rookie and finished sixth on the team with six special teams tackles while returning four kickoffs for 66 yards. He saw his first professional action against Philadelphia (10/3) on special teams. He recorded his longest kickoff return – a 22-yarder – against Miami (11/7) before posting a season-high two special teams stops at Indianapolis (11/14). He missed Weeks 11-15 with an ankle sprain before being placed on Reserve/Injured prior to the season finale at Houston (1/2/94). He was originally a sixth round (144th overall) selection of the Jets in the NFL Draft.

COLLEGE: Anderson finished his Nittany Lions career with 1,756 rushing yards and 29 touchdowns on 363 carries and 353 receiving yards and two touchdowns on 37 receptions. He finished second in the nation as a senior with 116 points and 19 touchdowns. He finished his final collegiate campaign with 195 carries for 900 yards and 18 touchdowns while also catching 16 passes for 98 yards and a score. He gained 1,256 all-purpose yards as a junior while leading the team in rushing with 779 yards and one score on 152 carries while catching 21 passes for 255 yards and a touchdown and returning nine kickoffs for 222 yards (24.7 avg.). He redshirted as a sophomore in 1990 after playing mostly as a reserve tailback and returner on special teams as a freshman. He finished his initial campaign with 16 carries for 77 yards while returning seven kickoffs for 156 yards (22.3 avg.).

PERSONAL: Anderson was a consensus All-America selection and was named Maryland Player of the Year by *USA Today* as a senior at Sherwood High School in Sandy Spring, Md. He rushed for more than 3,500 yards and 40 touchdowns while averaging 8.0 yards-per-carry during his final two prep campaigns. The exercise and sport science major also earned honors in basketball and track. Anderson was named the winner of the Jets' NFLPA Byron "Whizzer" White Award for 2000, recognizing the Unsung Hero Award. Since becoming a Dallas Cowboy, he has participated in The Salvation Army Angel Tree Program, providing Christmas gifts to families in need and the Cowboys' Annual Draft Day Party to show his appreciation for Cowboys fans. He has two sons, Richie II and Reginald.



ANDERSON'S NFL TOTALS

Year	No.	Rushing Yds.	Avg.	Long	TD
1993 (NYJ).....	0	0	0.0	0	0
1994 (NYJ).....	43	207	4.8	55	1
1995 (NYJ).....	5	17	3.4	10	0
1996 (NYJ).....	47	150	3.2	11	1
1997 (NYJ).....	21	70	3.3	19	0
1998 (NYJ).....	1	2	2.0	2	0
1999 (NYJ).....	16	84	5.3	16	0
2000 (NYJ).....	27	63	2.3	9	0
2001 (NYJ).....	26	102	3.9	12	0
2002 (NYJ).....	5	27	5.4	16	0
2003.....	70	306	4.4	19	1
Totals.....	261	1,028	3.9	55	3

Playoffs

2001 (NYJ).....	0	0	0.0	0	0
2002 (NYJ).....	3	14	4.7	6	0
2003.....	6	18	3.0	5	0
Totals.....	9	32	3.6	6	0

Additional Stats

Special Teams Tackles: 1993 (4-2-6), 1994 (1-1-2), 1995 (2-1-3), 1997 (0-1-1), 1998 (2-0-2). Totals - 9-5-14.
Kickoff Returns: 1993 (4-66 yds.).
Passing: 2003 (0-for-1).

Single-Game Bests

Rushing Attempts - 9 @ Green Bay, 11/30/94
 Playoffs - 6 @ Carolina, 1/3/04
 Rushing Yards - 74 @ Green Bay, 11/30/94
 Playoffs - 18 @ Carolina, 1/3/04
 Long Rush - 55 @ Green Bay, 11/30/94
 Playoffs - 6 vs. Indianapolis, 1/4/03
 Receptions - 12 vs. Miami, 10/23/00
 Playoffs - 7 @ Carolina, 1/3/04
 Receiving Yards - 139 @ Baltimore, 12/24/00
 Playoffs - 66 vs. Indianapolis, 1/4/03
 Long Reception - 48 vs. New England, 11/1/96
 Playoffs - 56 vs. Indianapolis, 1/4/03

Year	No.	Receiving Yds.	Avg.	Long	TD
1993 (NYJ).....	0	0	0.0	0	0
1994 (NYJ).....	25	212	8.5	27	1
1995 (NYJ).....	5	26	5.2	9	0
1996 (NYJ).....	44	385	8.8	48	0
1997 (NYJ).....	26	150	5.8	19	1
1998 (NYJ).....	3	12	4.0	7	0
1999 (NYJ).....	29	302	10.4	29	3
2000 (NYJ).....	88	853	9.7	41	2
2001 (NYJ).....	40	252	6.3	22	2
2002 (NYJ).....	45	257	5.7	15	1
2003.....	69	493	7.1	37	4
Totals.....	374	2,942	7.9	48	14

Playoffs

2001 (NYJ).....	6	33	5.5	9	1
2002 (NYJ).....	4	86	21.5	56	1
2003.....	7	20	2.9	12	0
Totals.....	17	139	8.2	56	2

100-Yard Receiving Games

139 - @ Baltimore, 12/24/00
 109 - vs. Miami, 10/23/00
 103 - @ Oakland, 12/10/00

Top Reception Games

12 - vs. Miami, 10/23/00
 11 - @ Baltimore, 12/24/00
 10 - @ New Orleans, 12/28/03
 8 - @ Oakland, 12/10/00
 8 - @ New England, 11/16/03

Top Rushing Yards Games

74 - @ Green Bay, 11/13/94
 52 - @ Detroit, 10/19/03
 38 - @ Jacksonville, 10/13/96
 37 - @ N.Y. Jets, 9/28/03
 35 - vs. Buffalo, 11/6/94



Darrian Barnes

Fullback

6'2" ★ 250 ★ 2/29/80

Hampton

Trade (Tampa Bay) for '04

NFL: 3rd Year ★ Cowboys: 1st Year



GAMES/STARTS (regular season, playoffs): 2002 (6/0, 3/0-TB), 2003 (14/0-TB). Total (20/0, 3/0).

PRO: The Dallas Cowboys acquired Darian Barnes on April 25 in a draft day trade with the Tampa Bay Buccaneers (Tampa Bay also sent a seventh-round choice to Dallas that was used to select Patrick Crayton, and in return, the Bucs received a seventh-round choice they used to select Mark Jones). Barnes is a proven commodity on special teams and also provides the club valuable depth at fullback. While having limited opportunities on offense through his first two seasons, Barnes has shown tremendous upside as a blocker. Despite seeing limited action in the backfield, he has taken advantage of his opportunities on special teams to carve out playing time. He originally signed with the N.Y. Giants on July 25, 2002 as a rookie free agent but was released after the preseason. The Bucs claimed him off waivers Sept. 2, 2002.

2003: Barnes saw time in 14 games before being placed on injured reserve Dec. 16 with a sprained AC joint in his left shoulder. In that time, he recorded seven special teams tackles and added a catch for six yards. In the season opener at Philadelphia (9/8), Barnes registered his first career reception with a six yard grab on a third-and-two to help set up a Martin Gramatica field goal in the Bucs' 17-0 win. At Atlanta (9/21), he tallied a season-high two stops and a forced fumble on special teams. He added one special teams tackle against Green Bay (11/6), at Jacksonville (11/30) and at New Orleans (12/7). Barnes notched a special teams tackle against Houston (12/14) before leaving the game with the shoulder injury.

2002: Barnes was initially signed as a rookie free agent by the N.Y. Giants on July 25. He was waived at the end of camp and quickly signed by Tampa Bay on Sept. 2. He saw action in six regular season games and three playoff games including the Bucs' Super Bowl XXXVII victory over Oakland. He saw time as a reserve fullback and on special teams. He was inactive for the first two games of the season, then made his NFL debut against St. Louis (9/23). He recorded a special teams tackle at Cincinnati (9/29) before being inactive for the next eight games. He returned to action against Atlanta (12/8) and posted a special teams tackle. He saw playing time on special teams through the remainder of the season.



COLLEGE: Barnes played his senior campaign at Hampton after transferring from Rutgers. As a senior, he saw time in 10 games and rushed for 93 yards and a touchdown on 27 carries. He added a catch for seven yards. Barnes sat out his junior season prior to transferring to Hampton. As a sophomore at Rutgers, he rushed for 50 yards on 20 carries. He did not play football as a freshman.

PERSONAL: Barnes, a political science major, earned second-team all-state and first-team all-county honors as a senior at Toms River, N.J., High School. He recorded 148 carries for 1,163 yards and 15 touchdowns in just eight games to close his prep career.

BARNES' NFL TOTALS

Year	No.	Receiving Yds.	Avg.	Long	TD	Additional Statistics
2003 (T.B.)	1	6	6.0	6	0	Special Teams Tackles: 2002 (3), 2003 (7). Total (10). Forced Fumbles: 2003 (1).



Erik Bickerstaff

Running Back

6'0" ★ 230 ★ 7/25/80

Wisconsin

FA for '03

NFL: 2nd Year ★ Cowboys: 2nd Year



GAMES/STARTS (regular season, playoffs): 2003 (4/0, 1/0).

PRO: Erik Bickerstaff was one of several contributors in 2003 who joined the Cowboys after the start of training camp. He signed as a rookie free agent on Aug. 5 and quickly absorbed the Dallas offense while competing for a place on the roster. A late-developing prospect who had limited playing experience in college, Bickerstaff is a hard driving back with size who is capable of moving the pile and gaining tough yards up the middle. He was set to enter the 2004 season in a battle for playing time at a very competitive position group before rupturing his left Achilles in a minicamp workout on June 9. He underwent surgery to repair the tear and was placed on injured reserve July 9.

2003: After gaining 89 yards on 17 rushing attempts (5.2 avg.) in preseason, Bickerstaff became one of four rookie free agents to make the opening day roster. He finished his rookie season with 56 rushing yards and a touchdown on 19 carries. He was inactive for the first eight games of the year, but put that time to good use while adjusting to the NFL as a member of the Cowboys scout team offense. He was moved to the Cowboys practice squad the week prior to the Buffalo game (11/9) and was signed back to the active roster on Dec. 2. In his first taste of NFL regular season action, Bickerstaff gained 41 yards on nine carries at Philadelphia (12/7). He also recorded two kickoff returns for 24 yards against the Eagles while fielding the ball as a blocker for return man Zuriel Smith. The following week at Washington (12/14), he recorded one carry for a two-yard touchdown in the fourth quarter, marking his first NFL score. He also registered his first career special teams tackle in the 27-0 win over the Redskins. In the following week's 19-3 win over the N.Y. Giants (12/21), Bickerstaff saw fourth quarter action and had seven carries for eight yards. He added two carries for five yards in the season ending loss at New Orleans (12/28).

COLLEGE: Bickerstaff did not play football during his senior year at Wisconsin after being declared ineligible prior to the start of the season. In 2001, he earned his third letter for the Badgers while seeing the majority of his playing time on special teams. In 2000, he was the back-up fullback and earned his second letter. As a redshirt freshman in 1999, he made the switch from tailback to fullback and recorded one carry for one yard against Indiana. He was redshirted as a true freshman in 1998 and participated on the squad's scout team. He majored in sociology at Wisconsin.

PERSONAL: Bickerstaff was an all-league selection at North High School in Waukesha, Wisc.. As a junior, he rushed for 1,516 yards and 16 touchdowns to earn MVP honors. He was also a three-time all-league selection in track and field. Bickerstaff was a member of the Cowboys Rookie Club, a program designed to introduce rookies to community service. The rookie class of 2003 made visits to Children's Medical Center, ChildCareGroup, The Salvation Army and Kids Café at Voice of Hope. Bickerstaff also volunteered for the annual Cowboys Hometown Huddle with the United Way at The Brady Center. A group of players and Dallas Cowboys Cheerleaders played Bingo with the senior citizens at the center.

BICKERSTAFF'S COWBOYS TOTALS

Year	No.	Rushing Yds.	Avg.	Long	TD	Additional Statistics
2003	19	56	2.9	9	1	Special Teams Tackles: 2003 (1-1-2). Postseason: 2003 (1-0-1).
Year	No.	Kickoff Returns Yds.	Avg.	Long	TD	
2003	2	24	12.0	15	0	



Willie Blade

Defensive Tackle

6'3" ★ 315 ★ 2/7/79

Mississippi State

D-7 for '03

NFL: 3rd Year ★ Cowboys: 3rd Year



GAMES/STARTS (regular season, playoffs): 2001 (I.R.), 2002 (0/0 – Hou), 2003 15/14, 1/1). Totals – 15/14, 1/1.

PRO: After failing to make the opening day roster for Dallas in 2002 and spending the remainder of that season as a game-day deactivation with the Houston Texans, Willie Blade's career took on a dramatic turn of events in 2003 as he became a season-long starter at defensive tackle for the resurgent Cowboys. He rejoined the Dallas organization on Jan. 7, 2003 after being released by Houston and became one of the surprise stories of the Cowboys' 2003 training camp. A late bloomer who continues to develop, Blade has a promising blend of size, speed and quickness that enables him to make plays in the defensive tackle rotation employed by Dallas. He is a physical player who runs well laterally, and he will be involved in continued competition for snaps at the tackle position opposite Pro Bowler La'Roi Glover. Blade was originally selected in the third round (93rd pick overall) of the 2001 NFL Draft by the Cowboys.

2003: Blade moved into the starting lineup opposite Glover early in training camp before spraining the MCL in his left knee in practice on Aug. 18. The injury forced him to miss the final two preseason games and the season opener against Atlanta (9/7). For the season, Blade registered 18 tackles, eight quarterback pressures, one sack and three stops behind the line of scrimmage. He played a visible role on a Dallas defense that closed the season ranked No. 1 in the NFL in total defense (253.5 yards-per-game) and rushing defense (89.1). He saw his first NFL action after two years on the sidelines when he started at defensive tackle at the N.Y. Giants (9/15) in a thrilling Monday night overtime victory. He recorded a tackle for a two-yard loss on his first NFL snap. He also added another tackle, batted down a pass and had a quarterback pressure. His work against the run helped limit the Giants to 53 yards on 17 carries, including a 15-carry, 41-yard day by Tiki Barber. In the win over the N.Y. Jets (9/28), Blade recorded two tackles and helped limit Curtis Martin to 64 yards on 21 carries (3.0 avg.) and the Jets to 66 yards on 26 carries (2.5 avg.). In the win over Arizona (10/5), he had a season-high four tackles, including one of Emmitt Smith for a four-yard loss on a screen pass. Blade's effort helped limit the Cardinals to 151 total yards, including just 32 on the ground on 18 carries (1.8 avg.). The next week, in a pivotal 23-21 victory over Philadelphia (10/12), he recorded three tackles, a tackle for a loss and two pressures. On that day, the defensive line was a disruptive force as Donovan McNabb completed just 11-of-26 passes and the Eagles were limited to 115 passing yards. In the Cowboys road defeat at Tampa Bay (10/26), Blade tied his season-high with four tackles. In the loss at New England (11/16), he had two pressures and a solo stop. In the playoff clinching win over the N.Y. Giants (12/21), Blade picked up his first career sack.

2002: Blade went to training camp with Dallas, but was released at the end of camp. Houston claimed him off waivers, and he remained on the Texans' roster as an inactive player for fifteen weeks. Houston released him on Dec. 24th. He then re-signed with Dallas following the season.

2001: Blade dislocated his right wrist in training camp on July 25. He underwent surgery to insert two pins in the wrist on July 26 and was placed on injured reserve Aug. 28.

COLLEGE: As a senior, Blade earned conference and national accolades, closing the year with 51 tackles, 13 quarterback pressures, nine stops for a loss and team-highs with four sacks and two fumble recoveries. As a junior transfer from Butler County, Kan., Community College, Blade totaled 28 tackles, six quarterback pressures and a sack as a reserve defensive tackle for the Bulldogs. In his only season at Butler Community College, Blade earned All-Jayhawk Conference honors after posting 42 tackles, 12 stops behind the line of scrimmage and six sacks in helping lead Butler to the National Junior College championship. He spent his freshman collegiate campaign playing for Northwest, Miss., Community College.

PERSONAL: Blade was named to the Peach State Top 40 by the *Augusta Chronicle* following his senior season at Warner Robins, Ga., High School. The educational psychology major was born in Landstuhl, Germany, where his father was stationed in the military. As a rookie, Blade was a member of the Cowboys inaugural "Rookie Club," a program designed to introduce rookies to community service. Throughout the season, the rookies made visits to and spent time with children at Children's Medical Center of Dallas, Oak Cliff Boys and Girls Clubs, The Salvation Army and its Christmas Distribution Center.

BLADE'S COWBOYS TOTALS

Year	Solo	Tackles Ast.	Tot.	Sacks	Tkl/ Loss	QB Press.	Passes Def.	For. Fum.
2003	13	5	18	1.0 (-1)	3 (-8)	0	0	0
Postseason								
2003	1	1	2	0.0 (0)	0 (0)	0	0	0



Jamal Brooks

Linebacker

6'2" ★ 240 ★ 11/9/76

Hampton

FA for '01

NFL: 4th Year ★ Cowboys: 4th Year



GAMES/STARTS (regular season, playoffs): 2001 (16/1), 2002 (1/0), 2003 (0/0, 0/0). Totals - 16/1, 0/0.

PRO: The versatility Jamal Brooks has displayed at linebacker over the last three seasons has continued to benefit his career. In 2003, he rebounded from a fractured fibula, suffered during 2002 preseason action, and provided the club depth the latter part of the season. Brooks originally signed with Dallas as a free agent in 2001 following a spring in NFL Europe. His strong work ethic and ability to make plays stuck with him as he made the squad out of training camp. He went on to play a big role on the Cowboys special teams in 2001.

2003: Brooks was released at the end of training camp (Aug. 31) but then re-signed with the club on Nov. 21 to provide depth in the linebacking corps. He was inactive the final six weeks of the season.

2002: Brooks' second season with Dallas never got underway after fracturing his fibula in a preseason game at Jacksonville (8/29). He was placed on injured reserve Sept. 1 and underwent surgery Sept. 3.

2001: Brooks finished second on the Scottish Claymores with 42 tackles, three passes defended and 1.5 sacks after being drafted in the third round (14th overall) of the NFL Free Agent Draft. Dallas signed Brooks as a free agent on July 10, and he saw considerable time on special teams during the season, finishing second on the squad with 20 tackles. At Philadelphia (9/30), he led the team with three special teams stops before finishing second on the team with two special teams stops and a forced fumble at Oakland (10/7). He tied for the team lead with two special teams tackles against Washington (10/15) and at the N.Y. Giants (11/4) and then led the team with three special teams stops at Atlanta (11/11). He also stepped in for middle linebacker Dat Nguyen in the fourth quarter against the Falcons and recorded four tackles, including one on a goal-line stand. He earned his first NFL start the following week against Philadelphia (11/18), replacing Dexter Coakley (sprained knee) on the weakside, and finished with nine tackles while helping limit the Eagles running game to a 2.8 yards-per-carry average. Against Denver (11/22), he returned to special teams duty and tied for the team lead with two special teams stops. Brooks took over for Markus Steele on the strongside at Washington (12/2) and recorded three tackles. Brooks saw considerable action at strong side linebacker at Detroit (1/6/02) and finished with three tackles.

2000: Brooks signed with the New Orleans Saints as a rookie free agent on April 18 but was released before the season began. He spent the fall out of football.

COLLEGE: A two-year captain at Hampton, Brooks closed his collegiate career second on the team with 75 tackles, 12 stops behind the line of scrimmage, 2.5 sacks and an interception as a senior. During his junior campaign, he finished with 26 tackles, four for losses, and two fumble recoveries. Brooks finished his sophomore season with 46 tackles and one forced fumble. After transferring from Pasadena City College, Brooks recorded 35 stops and one sack in his first year at Hampton.

PERSONAL: Brooks was a standout performer for the Grenada Hills, Calif., High School football team. In 2001, Brooks joined the entire Cowboy linebacking corps to "Blitz Hunger" and distribute over 500 hams to those in need at The Salvation Army as part of the Hormel Hams for The Holidays program. He also contributes annually to The Salvation Army Angel Tree program, and while on injured reserve in 2002, he attended a holiday gathering for over 200 terminally ill and mentally challenged children hosted by Pappas Brothers Steakhouse in Dallas. He received his degree in business management from Hampton and is now pursuing his M.B.A. at the University of Texas at Dallas.

JAMAL BROOKS' COWBOYS TOTALS

Year	Solo	Tackles Ast.	Tot.	Sacks	Passes Def.	For. Fum.	Solo	Special Teams Ast.	Tot.
2001	9	12	21	0.0 (0)	0	1	12	8	20
2002				Injured Reserve - Leg					
2003	0	0	0	0.0 (0)	0	0	0	0	0
Totals	9	12	21	0.0 (0)	0	1	12	8	20



Jermaine Brooks

Defensive Tackle

6'3" ★ 290 ★ 4/11/79

Arkansas

FA for '03

NFL: 1st Year ★ Cowboys: 1st Year



GAMES/STARTS (regular season, playoffs): 2003 (1/0, 1/0).

PRO: Jermaine Brooks was a raw, unproven talent when he signed to the Cowboys practice squad on Oct. 27, 2003, but his work ethic and ability earned him a spot on Dallas's active roster by the end of the season. He is a big, physical tackle that has the ability to clog up the middle and stop the run. As he continues to develop in 2004, he should become a regular part of the club's rotation at tackle.

2003: Brooks, who was out of football, signed to the Cowboys practice squad on Oct. 27, where he remained for eight weeks before being signed to Dallas's active roster on Dec. 24. He saw his first NFL action in the regular season finale at New Orleans (12/28), recording three tackles and helping limit Duece McAllister to 49 yards on 21 carries. In his postseason debut at Carolina (1/3/04), Brooks registered a single tackle.

COLLEGE: Brooks, a preseason All-SEC selection, saw action in six games as a senior in 2002 and recorded 10 tackles and a stop behind the line of scrimmage. As a junior, he started seven-of-11 games and finished sixth on the team with 56 tackles, 12 stops for losses, a team-high 3.5 sacks, two pressures and two pass deflections. During his junior campaign, Brooks recorded a career-high 11 tackles, five tackles behind the line of scrimmage and 2.5 sacks in the Razorbacks upset of 17th ranked Auburn. He saw action in 12 games as a sophomore and registered 24 stops. After moving from end to tackle as a redshirt freshman, Brooks tallied 21 stops and a sack in 10 games as a reserve. Brooks had totaled six tackles and a sack in three games as a true freshman before tearing cartilage in his left knee. He underwent arthroscopic surgery to repair the damage and was granted a medical redshirt for the season.

PERSONAL: Brooks was a *Parade* All-America, all-state, all-conference and all-district selection after posting 80 tackles and 10 sacks as a senior for Rancho Cucamonga High School in Pasadena, Calif. He finished his prep career with 350 tackles and 30 sacks. He was also a running back for Rancho Cucamonga. The industrial technology education major was a member of the 2001 Southeastern Conference Academic Honor Roll. His line coach at Arkansas during his senior campaign was current Dallas Cowboys defensive tackles coach Kacy Rodgers.

BROOKS' COWBOYS TOTALS

Year	Solo	Tackles Ast.	Tot.	Sacks	Tkl/ Loss	QB Press.	Passes Def.	For. Fum.
2003	1	2	—	0.0 (0)	0.0 (0)	0	0	0
Playoffs								
2003	1	0	—	0.0 (0)	0.0 (0)	0	0	0



Antonio Bryant

Wide Receiver

6'2" ★ 188 ★ 3/9/81

Pittsburgh

D2b for for '02

NFL: 3rd Year ★ Cowboys: 3rd Year



GAMES/STARTS (regular season, playoffs): 2002 (16/15), 2003 (16/5, 1/0). Total — 32/20, 1/0.

PRO: An athletic playmaker who has a flare for making the difficult reception, Antonio Bryant came into the NFL with impressive credentials and answered the calling with a very productive rookie season in 2002. Although young and raw, he continued his development towards becoming a dominant receiver in the NFL through his second season. He has regularly displayed the ability to catch the ball in a crowd, while also being able to make the leaping catch. Bryant has 4.43 speed in the forty to go with solid leaping ability



and excellent focus. His natural elusiveness and ability to run after catching the ball contributed to a team-high 16.7 yards-per-catch average that was the best among all NFC receivers in 2002 while garnering All-Rookie honors from *Pro Football Weekly*. Bryant was the second of two Cowboys second-round draft choices (63rd overall) in 2002.

2003: Bryant saw time as the third receiver throughout the season and finished third on the team in receptions (39) and receiving yards (550). Of his 39 receptions, 28 led to a Dallas first down, including a team-high tying 11 to convert third downs. Bryant did not start the season opener against Atlanta (9/7) after being slowed by a left quad injury suffered at the end of training camp, but, in limited action, he recorded two catches for 71 yards, including a 54-yarder. In the Monday night overtime win at the N.Y. Giants (9/15), he was second on the team with season-highs of five catches for 98 yards, including the 26-yard grab with 0:04 remaining to set up Billy Cundiff's game-tying 52-yard field goal. At the N.Y. Jets (9/28), he hauled in a 13-yard touchdown pass before halftime to give Dallas a 14-3 first half lead. He added two catches for 16 yards – both giving Dallas first downs – against Arizona (10/5), then added an acrobatic 49-yard grab to help set up a third quarter field goal against Philadelphia (10/12). Bryant finished second on the team with four catches – three for first downs – for 57 yards at Detroit (10/19). He earned his first start at Tampa Bay (10/26) and was held without a reception for the first time in his career. Bryant tied his season-high with five catches – three for first downs – and 52 yards against Washington (11/2). At New England (11/16), he started for the injured Joey Galloway and responded with three catches for 35 yards. He picked up two more receptions for 17 yards against Carolina (11/23), then hauled in three passes for 44 yards, including a diving 18-yard touchdown grab, against Miami (11/27). He did not record a catch at Philadelphia (12/7) then added two receptions for 16 yards at Washington (12/14). Against the N.Y. Giants (12/21), he was second on the team with four catches for 41 yards.

2002: As only the second Dallas rookie to open the season as a starting wide receiver (Michael Irvin – 1988), Bryant went on to earn All-Rookie honors. He led all NFL rookie receivers with 733 receiving yards, finishing 139 yards ahead of the next rookie wide-out (Dante Stallworth – N.O.). His 44 receptions were the second most by an NFL rookie and second on the Cowboys behind Joey Galloway. His six touchdown receptions were second among NFL rookie receivers and tied for the Cowboys team lead. His reception (44) and touchdown (six) totals were the second most for a rookie in Dallas team history behind the numbers posted by Bob Hayes (46 catches and 12 touchdowns) in 1965. A season ending neck injury to Raghib Ismail during training camp forced Bryant into a baptism under fire as an opening day starter. In his professional debut, Bryant recorded four catches for 47 yards in the season opener at Houston (9/8). In the following week's win over Tennessee (9/15), he registered 87 receiving yards, including a 44-yard grab, on three receptions. At Philadelphia (9/22), he caught four passes and had a 24-yard dash on his first NFL carry, taking a hand-off on an end-around. In the last-second win at St. Louis (9/29), Bryant recorded three catches for 47 yards, including a game-long 34-yard grab. He picked up his first career touchdown reception against the Giants (10/6) with a five-yard scoring catch in the fourth quarter that put Dallas ahead 17-14. In the win over Carolina (10/13), Bryant turned in one of the most spectacular and dramatic catches in recent club history. On fourth-and-14 from the Panther 24-yard line, Bryant leapt high into the air for a pass that he juggled and eventually pulled down for the winning score with 0:56 remaining in a game that Dallas had trailed for 59 minutes. The following week at Arizona (10/20), he registered a touchdown reception that was just as acrobatic as the game winner the week before. His third quarter over-the-shoulder reception of a Quincy Carter bomb covered 78 yards and tied the score at 6-6. The catch was the longest of the season for Bryant and enabled him to join Bob Hayes as the only Dallas rookie to catch touchdown passes in three consecutive games. For the day, Bryant averaged 32.0 yards-per-catch in hauling in three passes for 96 yards. His streak of consecutive games with a touchdown reception ended in the following week's loss at Seattle (10/27) where he caught one pass for 14 yards and threw a solid block on Emmitt Smith's NFL record breaking run. At Indianapolis (11/17), Bryant had three receptions for 44 yards, including a game-long 24-yard grab. He also had a 15-yard run on an end-around against the Colts. In the Thanksgiving Day win over Washington (11/28), he opened the scoring with a 29-yard touchdown catch from Chad Hutchinson in the second quarter. In the loss at the N.Y. Giants (12/15), Bryant recorded three catches for a team-high 31 yards and a touchdown, his fifth of the season. In the season-ending loss at Washington (12/29), Bryant recorded one of the most productive days for a rookie receiver in team history, totaling a career-high seven catches for a career-best 170 yards and a touchdown. His seven receptions came up one shy of Bob Hayes's rookie record of eight, and his 170 receiving yards was the third best in club history by a rookie. His 46-yard touchdown catch with 3:10 remaining pulled Dallas within six points at 20-14. He also had catches of 25, 29 and 43 yards on the day.

COLLEGE: A Biletnikoff Award winner and consensus All-America selection as a sophomore, Bryant left the University of Pittsburgh after his junior year as the school's all-time leading receiver with 3,061 career yards (including bowl games). His 173 career receptions were the second most in school history. He also set the Pittsburgh mark for career touchdown catches with 30. Bryant also left the Big East holding conference marks for regular season touchdowns (26) and 100-yard receiving games (13). As a junior in 2001, Bryant earned first-team All-Big East recognition finishing the season with a team-high 42 receptions and nine touchdowns, while compiling 659 receiving yards (15.7 per catch). He also earned MVP honors in the Visit Florida Tangerine Bowl. A consensus All-America as a sophomore, Bryant was named the winner of the Biletnikoff Award, annually presented to the nation's top receiver, becoming just the second sophomore to win the award (Randy Moss – 1997). Bryant also was named the Big East Conference's tri-Offensive Player of the Year, the Eastern College Athletic Conference Player of the Year, All-Big East, All-East and was Pittsburgh's first underclassman to earn consensus All-America honors since tailback Craig Heyward in 1987. Bryant finished his breakout year with 68 receptions for 1,302 yards (19.1 avg.) and 11



touchdowns while leading the nation with 130.2 receiving yards-per-game. Bryant ranked third nationally in receiving yards (1,302) and was eighth in receptions (6.8 avg.). Bryant also emerged as a dangerous punt returner, averaging 11.3 yards-per-punt return (16 for 181 yards). As a freshman, Bryant was named to *The Sporting News* Freshman All-America Team (third team) and *Football News* All-Freshman Team (second team), he finished his rookie campaign with 51 catches for 844 yards, both Pittsburgh freshman records.

PERSONAL: Bryant was an all-Dade County and all-district selection as a senior at Northwestern High School in Miami, Fla., after recording 53 receptions for 953 yards (17.9 avg.) and 12 touchdowns. He helped lead the Panthers to a 16-0 record and the Florida 6A championship. The team was also ranked fourth in the nation by *USA Today*. A three-year team captain at Northwestern, Bryant went on to play in the Dade County All-Star Game and earned "Prime Time Prospect" recognition from *BlueChip Illustrated*. He also lettered twice in track and field. Bryant was an active participant in the Cowboys Rookie Club community service program in 2002. He was also popular with the preschoolers at the ChildCareGroup pumpkin carving and reading *The Great Pumpkin* to the group. During the holidays, he provided much needed clothes and toys for several underprivileged children as part of the Cowboys annual support of The Salvation Army Angel Tree Program. A scholar-athlete honoree, Bryant graduated from high school with honors and majored in justice administration at Pitt.

BRYANT'S COWBOYS STATISTICS

Year	No.	Receiving Yds.	Avg.	Long	TD	Year	No.	Rushing Yds.	Avg.	Long	TD
2002	44	733	16.7	78t	6	2002	6	40	6.7	24	0
2003	39	550	14.1	54	2	2003	2	0	0.0	2	0
Totals	83	1,283	15.5	78t	8	Totals	8	40	5.0	24	0
Playoffs											
2003	1	4	4.0	4	0						

Single Game Bests

Receptions – 7 @ Washington (12/29/02) Long Reception – 78t @ Arizona (10/20/02)
Receiving yards – 170 @ Washington (12/29/02) Avg. Yards-per-catch – 32.0 @ Arizona (10/20/02)

Bryant Game-by-Game

Game	2002 No	Yds	Avg	LG	TD	Game	2003 No	Yds	Avg	LG	TD
L-@ Houston 9/8	4	47	11.8	21	0	L- Atlanta 9/7	2	71	35.5	54	0
W- Tennessee 9/15	3	87	29.0	44	0	W- @ N.Y. Giants 9/15	5	98	19.6	26	0
L-@ Philadelphia 9/22	4	35	8.8	15	0	W- @ N.Y. Jets 9/28	1	13	13.0	13t	1
W-@ St. Louis 9/29	3	47	15.7	34	0	W- Arizona 10/5	2	16	8.0	11	0
L-N.Y. Giants 10/6	2	14	7.0	9	1	W- Philadelphia 10/12	1	49	49.0	49	0
W- Carolina 10/13	3	45	15.0	24t	1	W- @ Detroit 10/19	4	57	14.3	23	0
L-@ Arizona 10/20	3	96	32.0	78t	1	L- @ Tampa Bay 10/26					
L-Seattle 10/27	1	14	14.0	14	0	W- Washington 11/2	5	52	10.4	20	0
L-@ Detroit 11/3	1	6	6.0	6	0	W- Buffalo 11/9	3	21	7.0	8	0
L-@ Indianapolis 11/17	3	44	14.7	24	0	L- @ New England 11/16	3	35	11.7	21	0
W- Jacksonville 11/24	1	12	12.0	12	0	W- Carolina 11/23	2	17	8.5	9	0
W- Washington 11/28	2	41	20.5	29t	1	L- Miami 11/27	3	44	14.7	19	1
L- San Francisco 12/8	1	10	10.0	10	0	L- @ Philadelphia 12/7					
L-@ N.Y. Giants 12/15	3	31	10.3	14	1	W- @ Washington 12/14	2	16	8.0	12	0
L- Philadelphia 12/21	3	4	11.3	24	0	W- N.Y. Giants 12/21	4	41	10.3	17	0
L-@ Washington 12/29	7	170	24.3	46t	1	L- @ New Orleans 12/28	2	20	10.0	10	0
Totals	44	733	16.7	78t	6	Totals	39	550	14.1	54	2
Playoffs						Playoffs					
L-@ Carolina 1/3/04	1	4	4.0	4	0	L-@ Carolina 1/3/04	1	4	4.0	4	0
Totals	1	4	4.0	4	0	Totals	1	4	4.0	4	0



Dan Campbell

Tight End

6'5" ★ 263 ★ 4/13/76

Texas A&M

UFA (N.Y. Giants) for '03

NFL: 6th Year ★ Cowboys: 2nd Year



GAMES/STARTS (regular season, playoffs): 1999 (12/1 – NYG), 2000 (16/4, 3/0 – NYG), 2001 (16/13 – NYG), 2002 (16/16, 1/1 – NYG), 2003 (16/15, 1/1). Total – 76/49, 5/2 (Dallas – 16/15, 1/1).

PRO: In five NFL seasons, Dan Campbell has proven himself to be a much more valuable contributor than his stats might lead you to believe. His work ethic and veteran leadership were instrumental in turning the Cowboys' fortunes in 2003. After three consecutive 5-11 seasons, the Cowboys posted a 10-6 regular season record and earned a postseason berth for the first time since 1999. The Cowboys took advan-



tage of free agency in 2003 to add Campbell, the kind of durable player – 65 consecutive games played – and professional you want on a young team. Originally a third round draft choice (79th overall) by the N.Y. Giants in 1999, Campbell has developed into a reliable receiver and sturdy blocker who continues to improve each season. In addition to work on offense, he has also been a valuable blocker on special teams.

2003: While he only recorded 20 receptions for 195 yards in his first season in Dallas, Campbell's unselfish blocking and clutch receptions helped the Dallas offense climb to 15th in the league in yards-per-game (322.6 yards) after falling to 30th in 2002 (273.4). For his work in the trenches, *USA Today* named him to it's All-Joe team following the season. In the opener against Atlanta (9/7), Campbell did not record a catch but was part of an offensive front that guided Dallas to 149 yards on the ground as the club rolled up 403 total yards. The following week against his former Giants (9/15), he recorded his first catch as a Cowboy with a 23-yard grab on third-and-one in overtime to set up the game-winning field goal at the Giants' six-yard line. His blocking was also instrumental in helping limit the Giants' Michael Strahan to one tackle on the night. Campbell's work as a blocker was again on display at the N.Y. Jets (9/28) as the Dallas ground game rushed for 202 yards on 41 carries (4.9 avg.). Against Arizona (10/5), he helped Dallas pick up 365 yards, allowing the Cowboys to open the season with four straight games of over 360 yards of offense – the longest streak by the club since Weeks 2-6 of the 1993 season. He opened the game with an eight-yard reception against Philadelphia (10/12) and helped provide pass protection that limited the Eagles to one sack in 27 pass plays, the fewest by the Eagles against Dallas since 1999. His two catches against Washington (11/2) went for a season-high 29 yards. Campbell had a season-high three receptions, including his first touchdown as a Cowboy, against Buffalo (11/9). His two-yard scoring catch on third down in the first quarter was the only touchdown of the game and proved to be the winning points. He tied his season-high with three receptions in the Cowboys' 24-20 win over Carolina (11/23). At Washington (12/14), Campbell recorded a 23-yard catch to set up a Dallas field goal and provided blocking that sprang Troy Hambrick for 189 rushing yards, the third best rushing game in club history. He tied his season-high with three receptions for 24 yards in the regular-season finale at New Orleans (12/28).

2002: Campbell's blocking was instrumental in the career-years of both Kerry Collins (4,073 passing yards, a club-record) and Tiki Barber (1,387 rushing yards, a career-high and the second best total in club history). Despite the addition of Pro Bowl tight end Jeremy Shockey, Campbell started all 16 games and caught 20 passes for 155 yards (a 7.8-yard average) and a touchdown. In the season opener against San Francisco (9/5), Campbell finished with one reception for nine yards. Although he did not record a catch against Seattle (9/22), he did manage a five-yard kickoff return in the first quarter. Campbell finished with three receptions for 30 yards, including a 20-yard reception on third-and-three that extended the drive that resulted in Marcellus Rivers' game-winning 17-yard touchdown reception at Dallas (10/6). His lead blocking in the game also helped Barber gain 94 yards on 17 carries. Campbell recorded a 19-yard catch against Atlanta (10/13), and he added two receptions for 19 yards against Jacksonville (11/3), where his blocking helped the Giants gain 177 yards on the ground. Campbell had an outstanding day at Minnesota (11/10) when he finished with a career-high four receptions for a career-high 35 yards. He also added a career-long 27-yard reception in the third quarter that helped set up an Amani Toomer 11-yard touchdown reception. Campbell had a key seven-yard reception to convert a third-and-four in the first quarter against Washington (11/17). Against Tennessee (12/1), he finished with one reception for one yard and a touchdown. His only touchdown of the season gave the Giants a 10-7 lead in the second quarter. Campbell's blocking prowess helped Barber gain 203 yards on 32 carries in the regular season finale against Philadelphia (12/28) that clinched a playoff berth for the Giants. In the NFC Wild Card Game at San Francisco (1/5/03), Campbell finished with two receptions for 13 yards, and his run blocking helped Barber gain 115 yards on 26 carries.

2001: Campbell played in all 16 games for the second straight year, earning 13 starts. He led all Giant tight ends with 13 receptions for 148 yards and a touchdown. Nine of his 13 catches resulted in a first down. He caught at least one pass in each of the last eight games. Campbell caught his first pass of the season, for a then career-long 22 yards, at Kansas City (9/23). He scored his only touchdown of the season on a one-yard pass from Collins to give the Giants a 16-9 lead in the fourth quarter against Washington (10/7). Campbell contributed a reception for 11 yards and outstanding blocking that helped the Giants rush for 186 yards at Arizona (11/11). The following week, he added two receptions for 29 yards, including a season-long 25-yard catch, at Minnesota (11/19). He had two catches for eight yards at Dallas (12/9). Campbell had one reception against both Arizona (12/15), for 13 yards, and Seattle (12/23), for 16 yards. At Philadelphia (12/3), he finished with two catches for a season-high 31 yards. Both receptions came on a drive in the fourth quarter that ended with Ron Dayne's 16-yard touchdown run to give the Giants a 21-14 lead with 2:43 remaining in the game.

2000: Campbell started four-of-16 games and finished third on the team in touchdown receptions with three, despite catching just eight passes. He also saw action in double tight end formations and on special teams in all three postseason games but did not record a postseason reception. Campbell started opening day against Arizona (9/3) as the Giants opened the game in a two tight end formation and recorded his first career reception when Collins completed a 10-yard pass to him. He had a season-long reception of 13 yards at Chicago (9/17). At Tennessee (10/1), the Giants again opened the game in double tight end formation, and Campbell recorded his first career touchdown in the fourth quarter when he caught a one-yard pass. He left the game at Cleveland (11/5) in the fourth quarter after suffering a blow to the head. He contributed a two-yard touchdown reception against Detroit (11/19). Campbell started at Arizona (11/26) as the Giants opened the game in a double tight end formation. In that game, he caught his third touchdown reception of the season on a five-yard pass from Collins.



1999: As a rookie, Campbell played in 12 games with one start. The majority of his action came on special teams, but he also saw action as an extra blocker on offense. He earned his first NFL start when the Giants opened in a two tight end package against the N.Y. Jets (12/5), and his blocking helped the Giants gain a season-high 152 yards on the ground. He suffered a season-ending hamstring injury in the Friday practice prior to the Buffalo (12/12) game.

COLLEGE: As a senior in 1998, Campbell shared tight end duties with Derrick Spiller, starting at the "B" slot against Colorado and Oklahoma, at split end against Texas and at flanker in the North Texas and Baylor clashes. He finished with 12 receptions for 143 yards (11.9 avg) and a pair of touchdowns. He also added three tackles on special teams. He caught a two-yard scoring pass against Baylor and had a 37-yard reception against Texas to set up a touchdown. In 1996, he played in every game, starting at tight end against North Texas and at split end against Texas, finishing the year with eight receptions for 103 yards (12.9 avg).

PERSONAL: An agricultural development major, Campbell was a consensus Texas Top 100 selection while playing a variety of positions at Class 3A Glen Rose, Texas, High School. He combined for over 1,000 rushing and receiving yards as a fullback and tight end, catching 27 passes for 423 yards and five touchdowns in his final year. Since becoming a Cowboy, Dan and his family have participated in the Cowboys support of The Salvation Army Angel Tree program by providing Christmas gifts to families in need. Daniel Allen Campbell and his wife, Holly, have a son, Cody (7/16/99).

CAMPBELL'S NFL TOTALS						Single Game Bests	
Year	No.	Receiving Yds.	Avg.	Long	TD	Receptions	4 at Minnesota, 11/10/02
1999 (NYG)	0	0	0.0	0	0	Receiving yards	35 at Minnesota, 11/10/02
2000 (NYG)	8	46	5.8	13	3	Long Reception	27 at Minnesota, 11/10/02
2001 (NYG)	13	148	11.4	25	1	Additional Statistics	
2002 (NYG)	22	175	8.0	27	1	Kickoff Returns: 2001 (2 for 8 yards), 2002 (1 for 5 yards).	
2003	20	195	9.8	23	1	Total (3 for 13 yards).	
Totals	63	564	9.0	27	6		
Playoffs							
2002 (NYG)	2	13	6.5	10	0		



Leonardo Carson

Defensive Tackle

6'2" ★ 305 ★ 2/11/77

Auburn

FA for '03

NFL: 5th Year ★ Cowboys: 2nd Year



GAMES/STARTS: 2000 (4/0 - SD), 2001 (16/13 - SD), 2002 (16/6 - SD), 2003 (5/0 - SD, 8/0 - Dal). Totals - 49/19 (Dallas - 8/0).

PRO: The Dallas Cowboys added a proven veteran presence to their defensive tackle rotation when they signed Leonardo Carson on Oct. 18, 2003. Carson is a big (305 lb.) tackle that is a four-year veteran of NFL trench battles. His ability to create havoc in the middle of the line of scrimmage has him working to become an integral part of the Cowboys defensive tackle rotation in 2004.

2003: Carson saw action in five games as a reserve defensive tackle for the Chargers, posting a single tackle against Denver (9/14) and at Oakland (9/28). He was released by the Chargers on Oct. 14 and signed with the Cowboys on Oct. 18. After being inactive at Detroit (10/19), he saw his first action as a Cowboy at Tampa Bay (10/26) and recorded three tackles and two pressures. He registered four stops the next week against Washington (11/2) in helping limit the Redskins to 213 total yards. He helped limit Buffalo (11/9) to 185 total yards with a single tackle, then posted two stops and a tackle for a loss at New England (11/16). Against Carolina (11/23), Carson tied his season-high with four tackles and recorded his first sack of the season while helping limit Stephen Davis to 59 rushing yards on 26 carries (2.3 avg.). He tied his season-high with four tackles and half a sack at Washington (12/14). Carson tore his right triceps muscle against the Redskins and underwent surgery on Dec. 16 to repair the muscle. He was placed on injured reserve that same day.

2002: While starting six-of-16 games for San Diego, Carson recorded 31 tackles, 3.5 sacks, three passes defended and a fumble recovery. He opened the season with a tackle and a sack at Cincinnati (9/8), two stops against Houston (9/15), three tackles at Arizona (9/22) and two stops against New England (9/29). He registered two tackles against Kansas City (10/13) before tallying three stops and a sack at Oakland (10/20) and three tackles against the N.Y. Jets (11/3). He posted another three stops against San Francisco (11/17). He made a solid push to close the season, totaling 12 tackles and a sack over the final



month. He began the run with two stops against Denver (12/1). He then totaled two tackles against Oakland (12/8) and two tackles and half a sack at Buffalo (12/15). He posted another two stops at Kansas City (12/22) before closing the season with a season-high four stops and a sack against Seattle (12/29).

2001: Carson finished his first full NFL season with 33 tackles, three sacks, three passes defended and two fumble recoveries while starting 13-of-16 games. He totaled four tackles against Cincinnati (9/30) and two stops along with a blocked field goal at Cleveland (10/7). He recorded three stops against Kansas City (11/4) and again the following week at Denver (11/11). Carson tallied two tackles and his first sack of the year at Oakland (11/18), then totaled another three stops and a pass defended against Arizona (11/25). He closed the season with a flurry, posting 13 tackles and two sacks over the final five games. He opened the stretch with four tackles and a sack at Seattle (12/2) before recording a career-high five stops at Philadelphia (12/9).

2000: After being drafted by San Diego in the fourth round (113th overall) of the NFL Draft, Carson saw action in four of the first 10 games of the season, posting two tackles. He tallied a single stop at St. Louis (10/1) and another tackle against Oakland (10/29) before tearing his right rotator cuff at Seattle (11/5). He was placed on Reserve/Injured on Nov. 17.

COLLEGE: Carson finished his career at Auburn with 224 tackles, 47 tackles for losses, 17 sacks, four passes defended, four forced fumbles, four fumble recoveries and two interceptions as a defensive end while earning All-Southeastern Conference honors twice. He earned All-SEC honors following a senior season in which he totaled 43 tackles, 28 stops for losses, two sacks, an interception and a forced fumble. As a junior, he posted 90 stops, 8.5 sacks, eight tackles behind the line of scrimmage, two passes defended, an interception, a forced fumble and a fumble recovery to earn All-SEC honors. Carson recorded 59 tackles, nine stops for losses, two sacks, two passes defended, two forced fumbles and a fumble recovery as a sophomore. As a true freshman, he tallied 32 tackles, 4.5 sacks, two tackles for losses and two fumble recoveries while moving into the starting lineup for the final four games of the season.

PERSONAL: Leonardo Tremayne Carson was an All-America senior quarterback at Shaw High School in Mobile, Ala. He was rated as one of the top recruits in Alabama by several regional and national publications. As a senior, he threw for 934 yards and seven touchdowns while rushing for 1,104 yards and 12 touchdowns. The public administration major has two daughters – K'Myah (5/2/95) and Morgan (7/6/95).

CARSON'S NFL TOTALS

Year	Solo	Tackles Ast.	Tot.	Sacks	Tk/ Loss	QB Press.	Passes Def.	For. Fum.	Blk Kick
2000 (S.D.)	2	0	2	0.0(0)	–	–	0	0	0
2001 (S.D.)	24	9	33	3.0(-9)	–	–	3	0	1
2002 (S.D.)	22	9	31	3.5(-23)	–	–	3	0	0
2003 (S.D.)	2	0	2	0.0(0)	–	–	1	0	0
2003	12	9	21	1.5(-8)	1(-1)	2	0	0	0
Totals	62	27	89	8.0(-40)	1(-1)	2	7	0	1

Year	Opponents' No.	Fumbles Yds.	Recovered Avg.	Long	TD
2001 (S.D.)	2	0	0	0	0
2002 (S.D.)	1	0	0	0	0
Totals	3	0	0	0	0

Additional Statistics
Kickoff Returns: 2001 (1 for 10 yards); 2002 (1 for 14 yards). Totals (2 for 24 yards).

Single-Game Bests
 Tackles – 5 at Philadelphia, 12/9/01
 Sacks – 1 seven times, last vs. Carolina, 11/23/03



Quincy Carter

Quarterback

6'2" ★ 213 ★ 10/13/77

Georgia

D-2a for '01 (53rd overall)

NFL: 4th Year ★ Cowboys: 4th Year



GAMES/STARTS (regular season/playoffs): 2001 (8/8), 2002 (7/7), 2003 (16/16, 1/1). Total – 31/31, 1/1.

PRO: After being selected with the Cowboys top choice (53rd overall) in the 2001 NFL Draft, Quincy Carter's professional football career moved quickly. His time in the spotlight of one of professional sports more high profile positions has already produced its share of peaks and valleys, but his performance and results in 2003 offered strong evidence of his ability to lead an NFL team. As one of only five quarterbacks in club history to pass for more than 3,000 yards in a season, Carter played a pivotal role in Dallas's ability to win 10 games in 2003 and advance to the playoffs for the first time since 1999. As the team continues to add offensive weapons, Carter's further development will have a lot to do with how far – and how fast – the Cowboys will progress in the future. Carter is currently 16-15 as an NFL starter and has a 10-4 record at Texas Stadium. The Cowboys are 7-3 in games he has started against current NFC Eastern



Division rivals: Washington (3-0), New York (3-1) and Philadelphia (1-2). In consecutive starting assignments between 2002 and 2003, Carter threw for at least 200 yards in eight straight games, marking the longest such streak since Danny White had 10 straight 200-yard-plus games in 1983. For his career, Carter has led the Cowboys from behind four times in the fourth quarter, all coming in the final two minutes of the game. Another two times he led the team to a win after the score was tied in the fourth quarter. One of his game winning drives came in overtime. Possessing intelligence, a strong arm and the ability to elude pressure in the pocket, Carter poses a dangerous threat to opposing defenses with his ability to move around and find receivers downfield. His quick feet and instincts have also allowed him to run for 498 yards in his 31 career starts. In 2003, he distinguished himself as one of the team's most dedicated students of the game with his preparation and film study during the week. Thrust into the fire early in his first year as an NFL quarterback, Carter was handed the reigns of the Cowboys starting job midway through his rookie training camp in 2001. That designation made him just the third rookie in franchise history to open the season at quarterback – Troy Aikman (1989) and Roger Staubach (1969) – and only the sixth rookie quarterback to ever start a game for Dallas – Don Meredith (one start in 1960), Staubach (one in 1969), Kevin Sweeney (two in 1987), Aikman (11 in 1989) and Steve Walsh (five in 1989). Carter displayed flashes of big play excitement as a rookie, while directing Dallas to a 3-5 record in his first eight career starts in 2001. That season was interrupted by a pair of injuries that forced him to miss the better part of nine games. After earning the starting job again in 2002, Carter led the team to a 3-4 record before relinquishing the job midway through the season to Chad Hutchinson. In 2003, Carter started all 16 regular season games and the NFC Wild Card Playoff Game, marking a career-long streak of starts (17 games). Last year also marked the first time the same player has started all 16 regular season games at quarterback for Dallas since Aikman in 1997. The 2004 season will mark the first time Carter has entered a year with the same offensive coaching staff – and offensive system – since he entered his junior season (2000) at the University of Georgia.

2003: Carter started on opening day for the third consecutive year and became just the fifth quarterback in Cowboys history to pass for more than 3,000 yards in a season, joining Staubach (two times), Danny White (four), Steve Pelluer (one) and Aikman (five). His 3,302 passing yards marked the fifth highest single-season total in Cowboys history and ranked seventh in the NFC. He was the first Dallas quarterback to eclipse the 3,000-yard passing mark since Aikman in 1997. He became the first Dallas starter to lead the Cowboys to at least 10 victories since Aikman in 1998, and only the sixth quarterback in club history to accomplish the feat, joining Aikman, Meredith, Craig Morton, Staubach and White. Carter also became the first Dallas signal caller to direct his team to the postseason since Aikman in 1999. Carter averaged 206.4 passing yards-per-game and finished 11th among NFC passers with a 71.4 rating. While continually developing his on-field leadership and playmaking abilities, Carter guided Dallas to a 10-6 record and a berth in the playoffs. In the season opening loss to Atlanta (9/7), Carter completed 15-of-32 passes for 268 yards and a touchdown. Carter's first touchdown toss of the year was a 49-yard strike to Joey Galloway that cut the Falcons fourth quarter lead to 20-13. The following week's game at the N.Y. Giants (9/15) marked his Monday Night Football debut and his performance was worthy of national recognition. He completed 25-of-40 passes for a career-high 321 yards, while also scoring the Cowboys only offensive touchdown on an eight-yard run in the thrilling 35-32 overtime victory. As Dallas trailed by three points with 11 seconds remaining in regulation, Carter hit Antonio Bryant with a 26-yard strike to set up Billy Cundiff's 52-yard field goal that sent the game into overtime. In the extra period, Carter completed five-of-eight passes for 61 yards, including a 23-yard toss to Dan Campbell that set up the game winning field goal at the New York six-yard line. After an open date, the Cowboys returned to Giants Stadium for a second consecutive game against a former Parcells-coached-team, the N.Y. Jets (9/28). In that game, Carter threw his second touchdown pass of the year, a 13-yard strike to Antonio Bryant with 0:11 remaining in the first half to extend the Dallas lead to 14-3. After hitting on just two of his first seven passes, Carter finished the day 11-of-23 for 165 yards with one score and one interception. He also ran six times in the 17-6 win over the Jets, including two on third down to pick up first downs. This game brought an end to Carter's streak of eight straight games of throwing for at least 200 yards, the longest streak of its kind by a Dallas quarterback since White had 10 straight 200-yard-plus games in 1983. In the 24-7 win over Arizona (10/5), Carter enjoyed his first multiple touchdown game of the season by connecting on a pair of scoring strikes to Terry Glenn (51 yards) and Richie Anderson (18 yards). For the day, he completed 20-of-31 passes (64.5%) for 277 yards, two touchdowns and an interception while posting a 101.1 rating. The following week, Carter led Dallas to its first win over division rival Philadelphia (10/12) since December of 1999. Carter directed Dallas to the 23-21 come-from-behind victory in the final minutes of the game, marching the Cowboys 36 yards in seven plays to set up Cundiff's game winning field goal from 28 yards out with just over a minute to play. For the day, Carter completed 14-of-25 passes for 146 yards with one interception. He also had a big day running the ball with a third down scramble to set up Cundiff's 51-yard field goal at the half. Carter finished the day with 31 rushing yards on seven carries. He was sacked just once in 26 pass plays. The following week at Detroit (10/19), Carter picked up his first career three-touchdown day with scoring tosses of 20, 19 and eight yards to Terry Glenn. He compiled a season-high 72.0% completion rate (second best of his career) by hitting on 18-of-25 attempts for 190 yards, three scores and a rating of 133.3. The game also featured a first half run of 10 straight pass completions by Carter. Facing the defending Super Bowl Champion Buccaneers in Tampa (10/27), Carter completed better than 60% of his passes (15-of-25 for 140 yards) for the fourth time in seven games, but he also fell victim to his first multiple interception game of the season by throwing a pair of picks. Dallas rebounded the following week with a win over Washington (11/2) as Carter led an offense that had to overcome four first half turnovers for the 21-14 victory. Carter completed 17-of-33 passes for 196 yards and



a 19-yard scoring strike to Glenn in the fourth quarter that was the game winner. He also ran the ball five times for 20 yards. Against Buffalo (11/9), Carter had no interceptions (in 33 passing plays) for just the second time in 2003 as the Cowboys won a defensive struggle 10-6. He completed 15-of-32 passes for 116 yards and a two-yard touchdown pass to Dan Campbell that turned out to be the game winner. A trip to the home of eventual Super Bowl Champion New England (11/16) proved to be a difficult night for the entire Dallas offense. Carter completed 55.6% of his passes (20-of-36) for 210 yards, but suffered a season-high three interceptions. In the following week's win over the eventual NFC Champion Carolina Panthers (11/23), Carter established a career-high for completions (29) – on 43 attempts – while throwing for 254 yards and two touchdowns. Carter had pass completions to nine different receivers in the victory – a win that assured Dallas of its first non-losing season since 1999. In the second half of the Panthers' game, he completed 17-of-22 attempts (77.3%) for 148 yards, including 10-of-12 in the fourth quarter. In his first Thanksgiving Day (11/27) game action as a Cowboy, Carter completed 24-of-40 passes for 288 yards as the Cowboys fell to Miami 40-21. Carter connected on scoring tosses of 27 yards to Anderson and 18 yards to Bryant while also throwing three interceptions. Carter was also the Cowboys leading rusher with 42 yards on four carries, including a career-long 19-yard run. He opened the game by completing four straight passes, extending a consecutive pass completion streak to a career-best 13 straight – after completing the last nine in a row in the previous week's win over Carolina. The following week at Philadelphia (12/7) marked his most frustrating day of the season. Carter completed 15-of-24 passes (62.5%), but the Cowboys gained only 93 yards through the air. He was intercepted twice and found Jeff Robinson for a three-yard touchdown in the second quarter for Dallas's only touchdown of the game. At Washington (12/14), Carter completed only 10-of-24 passes for 108 yards and a touchdown, but he directed five Dallas scoring drives, including three touchdowns. He also tied his season-high with seven rushing attempts for 19 yards, including a three-yard touchdown run in the second quarter. The victory assured Dallas of its first winning season since 1998. In a 19-3 win over the N.Y. Giants (12/21), Carter finished 17-of-25 (68%) for 240 yards and a touchdown for a 112.1 rating, his second best rating of the season and the fourth best of his career. A season-long 64-yard completion to Galloway on the Cowboys' first play of the game provided the aerial highlight for the day. Carter also ran five times for 26 yards. The outing enabled Carter to eclipse the 3,000-yard passing mark for the season. The victory clinched Dallas's first playoff berth since 1999. In the regular season ending loss at New Orleans (12/28), Carter hit on 27-of-47 passes for 290 yards with three interceptions and a touchdown. His 47 attempts marked a career-high, and his 290 passing yards were the second most of his career. In his playoff debut at Carolina (1/3/04), Carter completed 21-of-36 passes for 154 yards with one interception. He also ran four times for 25 yards, including a nine-yard touchdown run.

2002: Carter kicked off his sophomore campaign at the helm of the Cowboys offense, but surrendered the reigns to Chad Hutchinson midway through the season. In leading the team for the first seven games of the season, Carter completed 125-of-221 passes for 1,465 yards, seven touchdowns and eight interceptions. In the process, he threw for at least 200 yards in six consecutive games, marking the longest such streak by a Cowboys signal caller since Aikman accomplished the feat in the first six games of the 1993 season. Carter also completed more than 20 passes in three straight games – the first time a Dallas quarterback has done so since Aikman in Weeks 8-12 of 1996 – and attempted 35-or-more passes in three straight games – the first time a Cowboys quarterback has done so since Aikman in Weeks 10-12 of the 1996 season. Carter struggled slightly in the season opener at Houston (9/8), throwing for 131 yards and an interception on 13-of-30 passing. He bounced back the next week against Tennessee (9/15) to complete 14-of-24 passes for 240 yards and two touchdowns in the Cowboys 21-13 win. After opening the game at Philadelphia (9/22) 11-of-14 for 115 yards, he finished 21-of-35 for 201 yards and an interception. He had a break-out game at St. Louis (9/29), leading Dallas to field goals on their final two possessions of the game to defeat the Rams 16-13. On the final two drives, Carter completed eight-of-12 passes for 64 yards, with three of his incompletions coming as the result of spiked balls to stop the clock. He also gained 24 yards on three carries during those drives. He finished the St. Louis game by completing 26-of-36 passes for 204 yards, a score and an interception. He came back the next week against the N.Y. Giants (10/6) to throw for 262 yards and a touchdown on 23-of-42 passing, marking his third straight game with at least 35 attempts. Against Carolina (10/13), Carter guided the Cowboys to their second last season win in three weeks with two fourth quarter touchdown passes, including a career-long 80-yarder to Galloway to swing the momentum Dallas's way with 3:55 remaining in the game. Facing a fourth down from the Carolina 24-yard line with less than a minute to play, he calmly connected with Bryant on a 24-yard game-winning touchdown pass. Carter finished the day 15-of-32 for 225 yards, two touchdowns and an interception. The following week at Arizona (10/20), he completed 13-of-22 passes for 202 yards – his sixth straight 200-yard passing day – one touchdown and four interceptions. The following week against Seattle (10/27), Hutchinson took over the starting quarterback duties and Carter served as the club's back-up quarterback the final nine games of the season, not seeing any additional playing time.

2001: After being named the starter midway through training camp (Aug. 14), Carter became the first rookie to start the season at quarterback for the Cowboys since Aikman in 1989. Although injuries limited Carter through the first 10 games of the season, he made outstanding progress in his development, and finished the year in very impressive – and productive – fashion. Carter's final quarterback rating of 63.0 ranked ahead of fellow rookie quarterbacks Michael Vick (Atlanta – 62.7) and Chris Weinke (Carolina – 62.0), who also started games. For the year, Carter completed 90-of-176 pass attempts for 1,072 yards, five touchdowns and seven interceptions. He also ran the ball 45 times for 150 yards. Carter led Dallas to more victories than any other rookie quarterback in club history, and his numbers for pass attempts, completions, yardage and touchdowns ranked third at the time among Dallas rookies – trailing Aikman



and Walsh. In the season opener against Tampa Bay (9/9), Carter became just the third rookie quarterback to start a season for Dallas, joining Staubach (1969) and Aikman (1989). He completed nine-of-19 passes for 34 yards in the 10-6 loss to the Bucs. His 17-yard scramble in the first quarter set up a Cowboys' field goal. Three days later in practice (Sept. 12), Carter suffered a sprained right thumb after hitting his hand on Troy Hambrick's helmet. The injury forced him to miss the next two games (San Diego - 9/23 and at Philadelphia - 9/30) before returning to the starting lineup at Oakland (10/7). However, Carter suffered a severely strained left hamstring against the Raiders after he had run for 21 yards on three carries and completed one-of-five passes. The hamstring injury required surgery on Oct. 15, and Carter used the next seven weeks to rehabilitate the injury and develop his skills. He was inactive for three games before suiting up as the Cowboys third quarterback the next three weeks. He returned to action at Washington (12/2), and recorded his first victory as a starter by guiding Dallas to a 20-14 win. In the win, Carter completed seven-of-14 passes for 130 yards, including a 64-yard fourth quarter touchdown toss to Raghbi Ismail for his first career scoring pass. The following week against the N.Y. Giants (12/9), Carter led Dallas to a 20-13 victory while completing a season-high 17 passes on 26 attempts for 194 yards. He also ran seven times for nine yards, including a critical 11-yard run on third-and-11 at the Giants' 14-yard line to set up his game-winning touchdown pass to Jackie Harris on the next play. Carter attempted a season-high 33 passes in the loss at Seattle (12/16), completing 14 for 135 yards and one interception. He also ran six times for a team-high 40 yards. The following week at Arizona (12/23), Carter was 16-of-28 for 176 yards, including a 45-yard touchdown pass to Reggie Swinton, and two interceptions. Carter engineered the Cowboys to a 27-21 win over the San Francisco 49ers (12/30) while throwing for a season-high 241 yards and two touchdowns on 15-of-25 passing. He also ran 10 times, the most rushing attempts in a game by a Dallas quarterback in club history (Randall Cunningham - nine at Philadelphia, Nov. 5, 2000), for 30 yards and his first career rushing touchdown. For his efforts in the 49er win, Carter was named the NFC Offensive Player of the Week. He closed the season by completing 11-of-26 passes for 158 yards at Detroit (1/6/02).

COLLEGE: Carter started every game in which he played (29) at the University of Georgia and led the Bulldogs to a 20-9 record. He finished his three-year career second in school annals in completions (483), pass attempts (853) and passing yards (6,447) and third in touchdown passes (35). Carter finished his final campaign (junior year) by completing 91-of-183 passes for 1,250 yards, 10 interceptions and six touchdowns despite missing four games due to injury. A left shoulder injury forced him out of one game and strained ligaments in his right thumb caused him to miss the final three games. As a sophomore, Carter earned second team All-SEC honors after completing 216-of-380 passes for 2,713 yards, 17 touchdowns and six interceptions while leading the Bulldogs' offense to 416 yards-per-game - second in the SEC. Georgia finished the season with a 7-4 record and a No. 14 ranking in the final AP poll. In the Outback Bowl against Purdue, Carter threw for 243 yards and a touchdown on 20-of-33 passing to lead the Bulldogs to the biggest come-from-behind victory in school history. Georgia claimed a 28-25 overtime victory after trailing the Boilermakers 25-0. His 2,713 passing yards - including five 300-yard passing performances in 11 starts - set Georgia's sophomore record. His interception percentage of 1.58 (six picks in 380 pass attempts) was a school record and the second lowest percentage in SEC history. He also compiled the third longest streak in SEC history after throwing 170 consecutive passes without an interception. As a freshman, Carter led the Bulldogs to a 9-3 record and a No. 16 ranking in the final AP poll. He established school freshman marks for pass attempts (290), completions (176), yards (2,484) and touchdowns (12) while throwing for 300 yards or more four times. His performance earned him SEC Freshman of the Year honors.

PERSONAL: Quincy Carter was named Georgia Player of the Year by *USA Today*, *Parade* All-America and first-team all-state following his senior season at Southwest DeKalb High School in Decatur, Ga., where he was also a standout baseball player. During his prep football career, he passed for 4,450 yards and 37 touchdowns while rushing for 1,489 yards and 32 scores. The sports studies major was drafted by Major League Baseball's Chicago Cubs in the second round of the 1996 amateur draft and spent three seasons in the Cubs farm system. Carter batted .215 in his first professional season (1996), playing for Ft. Myers (Fla.) in rookie league ball and Daytona (Fla.) at the Class A level. He hit .211 for Class A Rockford (Ill.) in 1997 and .253 for Rockford in 1998. As an NFL rookie, Carter was a member of the Cowboys' inaugural "Rookie Club," a program designed to introduce rookies to community service. Throughout the season, the rookies made visits to and spent time with children at Children's Medical Center of Dallas, Oak Cliff Boys and Girls Clubs, The Salvation Army and its' Christmas Distribution Center. Following his Rookie Club community service experience, Carter has continued an active role supporting various charitable efforts, including The Salvation Army, the Make-a-Wish Foundation, Dallas Parks and Recreation "Get Out, Get Fit" Campaign, Dallas Cowboys Let Us Play! Sports Camp for Girls, Dallas Mayor's Summer Reading Program, Children's Cancer Fund, MDA Muscle Team Bash, the Spina Bifida Annual Bowl-a-thon, the Cowboys United Way Hometown Huddle event, The Ronald McDonald House of Dallas, Cans for Kids Food Bank Drive, and the Texas Department of Human Services Food Stamp Outreach Campaign. Quincy also developed a reading initiative in 2002 called "Time Out Tuesday," where once a month he visits an elementary school to read to the children and share his thoughts on the importance of reading and education. Quincy has three children, a daughter, Khai (8/1/95), and two sons, Elijah (5/10/98) and Keyshawn (1/10/00).



QUINCY CARTER

PLAYERS

CARTER'S COWBOYS TOTALS

Year	Starting Record		Comp.	Yards	Passing				Sacks/Yards	Rating
	Att.				Pct.	TD	Int.	Long		
2001	3-5	176	90	1,072	51.1	5	7	64t	12/56	63.0
2002	3-4	221	125	1,465	56.6	7	8	80t	19/130	72.3
2003	10-6	505	292	3,302	57.8	17	21	64	37/185	71.4
Totals	16-15	902	507	5,839	56.2	29	36	80t	78/430	70.0

Postseason

2003	0-1	36	21	154	58.3	0	1	28	3/22	56.9
------	-----	----	----	-----	------	---	---	----	------	------

Year	No.	Rushing Yds.	Avg.	Long	TD
2001	45	150	3.3	17	1
2002	27	91	3.4	16	0
2003	68	257	3.8	19	2
Totals	140	498	3.6	19	3

Postseason

2003	4	25	6.3	9t	1
------	---	----	-----	----	---

Single Game Bests

Attempts - 47 @ New Orleans, 12/28/03
 Completions - 29 vs. Carolina 11/23/03
 Passing Yards - 321 @ N.Y. Giants, 9/15/03
 Touchdowns - 3 @ Detroit, 10/19/03
 Interceptions - 4 @ Arizona, 10/13/02
 Completion Percentage - 72.2 @ St. Louis, 9/29/02 (26-of-36)
 Long Completion - 80t vs. Carolina, 10/20/02
 Consecutive Completions - 13 vs. Carolina (9), 11/23/03, vs. Miami (4), 11/27/03
 Rushing Attempts - 10 vs. San Francisco 12/30/01
 Rushing Yards - 42 vs. Miami, 11/27/03
 Long Rush - 19 vs. Miami, 11/27/03

CARTER GAME-BY-GAME

2001

	Att.	Comp.	Yards	Pct.	TD	Int.	Long	Sks/Yds	Rating
L- Tampa Bay 9/9	19	9	34	47.4	0	2	11	2/6	14.5
L- San Diego 9/23				Inactive - thumb					
L- @ Philadelphia 9/30				Inactive - thumb					
L- @ Oakland 10/7	5	1	4	20.0	0	0	4	0/0	39.6
W- Washington 10/15				Inactive - hamstring					
W- Arizona 10/28				Inactive - hamstring					
L- @ N.Y. Giants 11/4				Inactive - hamstring					
L- @ Atlanta 11/11				Inactive - hamstring					
L- Philadelphia 11/18				Inactive - hamstring					
L- Denver 11/22				Inactive - hamstring					
W- @ Washington 12/2	14	7	130	50.0	1	1	64t	2/8	76.5
W- N.Y. Giants 12/9	26	17	194	65.4	1	0	41	2/9	100.5
L- @ Seattle 12/16	33	14	135	42.4	0	1	40	4/19	41.9
L- @ Arizona 12/23	28	16	176	57.1	1	2	45t	1/7	58.0
W- San Francisco 12/30	25	15	241	60.0	2	0	47t	1/7	118.9
L- @ Detroit 1/6/02	26	11	158	42.3	0	1	35	0/0	46.6
Totals	176	90	1,072	51.1	5	7	64t	12/56	63.0

2002


	Att.	Comp.	Yards	Pct.	TD	Int.	Long	Sks/Yds	Rating
L- @ Houston 9/8	30	13	131	43.3	0	1	31	3/19	42.5
W- Tennessee 9/15	24	14	240	58.3	2	0	44	1/10	120.1
L- @ Philadelphia 9/22	35	21	201	60.0	0	1	19	3/18	64.1
W- @ St. Louis 9/29	36	26	204	72.2	1	1	34	2/11	83.6
L- N.Y. Giants 10/6	42	23	262	54.8	1	0	33	2/13	81.6
W- Carolina 10/13	32	15	225	46.9	2	1	80t	6/51	78.3
L- @ Arizona 10/20	22	13	202	59.1	1	4	78t	2/8	65.2
L- Seattle 10/27				DNP					
L- @ Detroit 11/3				DNP					
L- @ Indianapolis 11/17				DNP					
W- Jacksonville 11/24				DNP					
W- Washington 11/28				DNP					
L- San Francisco 12/8				DNP					
L- @ N.Y. Giants 12/15				DNP					
L- Philadelphia 12/21				DNP					
L- @ Washington 12/29				DNP					
Totals	221	125	1,465	56.6	7	8	80t	19/130	72.3

2003

	Att.	Comp.	Yards	Pct.	TD	Int.	Long	Sks/Yds	Rating
L- Atlanta 9/7	32	15	268	46.9	1	1	54	3/14	73.4
W- @ N.Y. Giants 9/15	40	25	321	62.5	0	1	27	4/25	77.2
W- @ N.Y. Jets 9/28	23	11	165	47.8	1	1	42	2/7	68.2
W- Arizona 10/5	31	20	277	64.5	2	1	51t	1/9	101.1
W- Philadelphia 10/12	25	14	146	56.0	0	1	49	1/10	56.4
W- @ Detroit 10/19	25	18	190	72.0	3	0	23	1/1	133.3
L- @ Tampa Bay 10/26	25	15	140	60.0	0	2	28	4/22	42.1
W- Washington 11/2	33	17	196	51.5	1	2	23	1/4	54.6
W- Buffalo 11/9	32	15	116	46.9	1	0	22	1/2	66.7
L- @ New England 11/16	36	20	210	55.6	0	3	37	1/3	38.0
W- Carolina 11/23	43	29	254	67.4	2	1	24t	1/0	88.7
L- Miami 11/27	40	24	288	60.0	2	3	45	5/25	67.5
L- @ Philadelphia 12/7	24	15	93	62.5	1	2	18	3/18	49.5
W- @ Washington 12/14	24	10	108	41.7	1	0	23	3/4	69.4
W- N.Y. Giants 12/21	25	17	240	68.0	1	0	64	3/18	112.1
L- @ New Orleans 12/28	47	27	290	57.4	1	3	30	3/23	56.2
Totals	505	292	3,302	57.8	17	21	64	37/185	71.4

Postseason

L- @ Carolina 1/3/04	36	21	154	58.3	0	1	28	3/22	56.9
----------------------	----	----	-----	------	---	---	----	------	------



Aveion Cason

Running Back

5'10" ★ 204 ★ 7/12/79

Illinois State

Trade (Detroit) for '03

NFL: 4th Year ★ Cowboys: 2nd Year



GAMES/STARTS: 2001 (1/0-StL, 5/0-Det.), 2002 (10/3-Det.), 2003 (10/0). Total: 26/3.

PRO: The Dallas Cowboys were looking for a "change of pace" back when they traded a 2004 seventh-round draft choice on April 27, 2003 to Detroit to acquire Aveion (pronounced A-vee-on) Cason. Cason – who spent two seasons in Detroit playing for current Dallas offensive coordinator Maurice Carthon – provided the Cowboys with a quality third down back that made plays carrying and catching the ball. His inaugural season in Dallas was cut short due to a knee injury suffered in early December, but following surgery and an offseason of rehabilitation, he will return to the field when the Cowboys open training camp.

2003: After being traded to Dallas on draft day, Cason put together the best statistical season of his career playing as the club's third down back. He finished with career-highs in carries (40), rushing yards (220), per carry average (5.5), rushing touchdowns (two), kickoff returns (five) and kickoff return yards (81). He also caught 17 passes for 142 yards. He made his Dallas debut against Atlanta (9/7) by taking his first carry 63 yards for a touchdown, the longest run from scrimmage in the NFL on opening weekend and the longest rush by a Cowboy in 2003. He finished the Falcons game with a career-high 77 rushing yards on two carries and 29 receiving yards on two receptions. At the N.Y. Jets (9/28), he picked up 37 yards on five carries (7.4 avg), including a 20-yard burst to kick-start the Cowboys 80-yard touchdown drive at the end of the first half. He caught three passes for 24 yards against Arizona (10/5) before carrying the ball a season-high seven times for 31 yards – including a 19-yard scamper late in the first half – against Philadelphia (10/12). In his return to Detroit (10/19), Cason carried the ball six times and made two catches for 20 yards. He picked up 40 yards on three receptions at Tampa Bay (10/26). He was inactive against Buffalo (11/9) and at New England (11/16), but returned to the playing field against Carolina (11/23) to carry the ball six times for 26 yards (4.3 avg), catch two passes for nine yards and return two kickoffs for 35 yards. Included in his 26 rushing yards against the Panthers was a 16-yard touchdown run on a pitch from Richie Anderson that proved to be the game winning score. He led all running backs with 25 yards on four carries (6.4 avg) against Miami (11/27) on Thanksgiving Day while adding two receptions for 17 yards. He suffered damage to the anterior cruciate ligament and medial meniscus in his right knee during practice on Dec. 3 and was placed on injured reserve Dec. 9 after undergoing surgery to repair his knee.

2002: Cason's sophomore campaign saw him take big strides as a contributor to the Lions' offensive attack. He finished the season with 26 carries for 107 yards and 19 receptions for 288 yards, two touchdowns and a 15.2 yard-per-catch average. He earned his first career start in the season opener at Miami (9/8) and recorded two receptions for 37 yards, including a 19-yard catch. The following week at Carolina (9/15), he recorded two more catches for 24 yards. Cason suffered meniscus damage in his right knee during practice on Sept. 19, and, following arthroscopic surgery on the knee, he was deactivated against Green Bay (9/22) and New Orleans (9/29). Cason returned to practice on Oct. 7 and recorded two receptions for 34 yards at Minnesota (10/13), including a 26-yard grab. He led the Lions with three receptions for a career-high 57 yards against Chicago (10/20) but suffered a right ankle sprain during the game. The injury kept him out of uniform at Buffalo (10/27), but he returned to practice on Oct. 30. Cason recorded two kickoff returns for 48 yards against Dallas (11/3) and logged three receptions for 17 yards at Green Bay (11/10). A sprained MCL in his right knee limited him to two receptions for 17 yards against the N.Y. Jets (11/17). He was then inactive at Arizona (12/7), against New England (11/28) and at Chicago (11/24) due to the knee injury. With James Stewart sidelined due to injury, Cason returned to action and a place in the starting lineup against Tampa Bay (12/15), finishing with a season-high 62 rushing yards on 10 carries (6.2 avg.). He also posted a run of 40 yards and a career-long reception of 37 yards against the NFL's top ranked defense in 2002. The next week at Atlanta (12/22), he recorded his first career touchdown with a 15-yard scoring catch in the fourth quarter. Cason added two receptions for 49 yards and his second career touchdown the following week against Minnesota (12/22). For the month of December, Cason averaged 10.8 yards every time he touched the football, racking up 102 yards and two touchdowns on five receptions and 82 yards on 12 carries.

2001: Cason originally signed with St. Louis as a rookie free agent following the NFL Draft. He made the opening day roster and recorded four kickoff returns for 73 yards in the season opener at Philadelphia (9/9). He was released by the Rams on Sept. 27 and signed to the Kansas City Chiefs' practice squad on Oct. 3. The Lions plucked him off the Chiefs' practice squad on Nov. 19, and he saw action in the final five games of the season. His Lions' debut came at Tampa Bay (12/9), and he recorded two carries for 10 yards against Chicago (12/30). Cason saw extended playing time in the season finale against Dallas (1/6/02), carrying the ball five times for 19 yards and adding four receptions for 32 yards.



AVEION CASON

COLLEGE: Cason played two seasons for Illinois State but did not play in 2000. As a sophomore in 1999, he rushed for 345 yards and six touchdowns on 78 carries as well as adding 34 receptions for 278 yards and two more scores. He ranked sixth in the nation with a 28.1 yards-per-return average on kickoffs, including two 100-yard scoring returns. For the year, he earned *Football Gazette* All-America and All-Gateway honors. As a freshman, he was named to the All-Gateway Conference Newcomer Team after rushing a career-high 124 times for a career-best 728 yards and eight touchdowns. He also had 33 receptions for 230 yards.

PERSONAL: Aveion Marquel Cason was born and raised in St. Petersburg, Fla. He did not play football during his senior year of high school after transferring, but he racked up 980 rushing yards and a 38.0-yard average as a kickoff return man during his junior season at Lakewood High School in St. Petersburg. In the Dallas community, Cason joined several teammates and showed Cowboys fans how important they are to the club by attending the 2004 Cowboys Draft Day Party at Gilley's Dallas. He received his degree from Illinois State in industrial technology.

PLAYERS

CASON'S NFL TOTALS

Rushing					Receiving						
Year	No.	Yds.	Avg.	Long	TD	Year	No.	Yds.	Avg.	Long	TD
2001 (Det.)	11	31	2.8	19	0	2001 (Det.)	4	32	8.0	9	0
2002 (Det.)	26	107	4.1	40	0	2002 (Det.)	19	288	15.2	37	2
2003	40	220	5.5	63t	2	2003	17	142	8.4	28	0
Total	77	358	4.6	63t	2	Total	40	462	11.6	37	2

Kickoff Returns					
Year	No.	Yds.	Avg.	Long	TD
2001 (St.L.)	4	73	18.3	26	0
2002 (Det.)	2	48	24.0	24	0
2003	5	81	16.2	19	0
Total	11	202	18.4	26	0

Single-Game Bests	
Rush Attempts	10 vs. Tampa Bay, 12/15/02
Rushing Yards	77 vs. Atlanta, 9/7/03
Long Rush	63t vs. Atlanta, 9/7/03
Receptions	4 vs. Dallas, 1/6/02
Receiving Yards	57 vs. Chicago, 10/20/02

Single-Game Bests

Rush Attempts – 10 vs. Tampa Bay, 12/15/02
 Rushing Yards – 77 vs. Atlanta, 9/7/03
 Long Rush – 63t vs. Atlanta, 9/7/03
 Receptions – 4 vs. Dallas, 1/6/02
 Receiving Yards – 57 vs. Chicago, 10/20/02
 Long Reception – 37 vs. Tampa Bay, 12/15/02

Additional Statistics

Passing: 2003 (1-for-1, 37 yds.).

Cason Game-by-Game

2001

Rushing					Receiving					
No.	Yds.	Avg.	Long	TD	No.	Yds.	Avg.	Long	TD	
W- Philadelphia 9/9 (St.L.)										
L- Green Bay 11/22 (Det.)				Inactive						
L- @ Chicago 12/2 (Det.)				Inactive						
L- @ Tampa Bay 12/9 (Det.)	1	-1	-1.0	-1	0					
W- Minnesota 12/16 (Det.)	1	1	1.0	1	0					
L- @ Pittsburgh 12/23 (Det.)	2	2	1.0	6	0					
L- Chicago 12/30 (Det.)	2	10	5.0	7	0					
W- Dallas 1/6 (Det.)	5	19	3.8	19	0	4	32	8.0	9	0
Totals	11	31	2.8	19	0	4	32	8.0	9	0

2002

L- @ Miami 9/8 (Det.)	4	4	1.0	3	0	2	37	18.5	19	0
L- @ Carolina 9/15 (Det.)	3	6	2.0	4	0	2	24	12.0	14	0
L- Green Bay 9/22 (Det.)				Inactive-Knee						
W- New Orleans 9/29 (Det.)				Inactive-Knee						
L- @ Minnesota 10/13 (Det.)	2	2	1.0	1	0	2	34	17.0	26	0
W- Chicago 10/20 (Det.)	3	9	3.0	9	0	3	57	19.0	36	0
L- @ Buffalo 10/27 (Det.)				Inactive-Ankle						
W- Dallas 11/3 (Det.)										
L- @ Green Bay 11/10 (Det.)				8	0	3	17	5.7	7	0
L- N.Y. Jets 11/17 (Det.)	2	4	2.0	2	17	8.5	9	0		
L- @ Chicago 11/24 (Det.)				Inactive-Knee						
L- New England 11/28 (Det.)				Inactive-Knee						
L- @ Arizona 12/8 (Det.)				Inactive-Knee						
L- Tampa Bay 12/15 (Det.)	10	62	6.2	40	0	2	38	19.0	37	0
L- @ Atlanta 12/22 (Det.)	1	17	17.0	17	0	1	15	15.0	15t	1
L- Minnesota 12/29 (Det.)	1	3	3.0	3	0	2	49	24.5	26	1
Totals	26	107	4.1	40	0	19	288	15.2	37	2

2003

L- Atlanta 9/7	2	77	38.5	63t	1	2	29	14.5	23	0
W- @ N.Y. Giants 9/15	3	11	3.7	7	0	2	4	2.0	8	0
W- @ N.Y. Jets 9/28	5	37	7.4	20	0					
W- Arizona 10/5	2	-4	-2.0	0	0	3	24	8.0	8	0
W- Philadelphia 10/12	7	31	4.4	19	0	1	-1	-1.0	-1	0
W- @ Detroit 10/19	6	0	0.0	0	0	2	20	10.0	12	0
L- @ Tampa Bay 10/26	2	-1	-0.5	1	0	3	40	13.3	28	0
W- Washington 11/2	3	18	6.0	10	0					
W- Buffalo 11/9				Inactive						
L- @ New England 11/16				Inactive						
W- Carolina 11/23	6	26	4.3	16t	1	2	9	4.5	5	0
L- Miami 11/27	4	25	6.3	12	0	2	17	8.5	13	0
L- @ Philadelphia 12/7				Inactive-Knee						
W- @ Washington 12/14				Reserve/Injured-Knee						
W- N.Y. Giants 12/21				Reserve/Injured-Knee						
L- @ New Orleans 12/28				Reserve/Injured-Knee						
Totals	40	220	5.5	63t	2	17	142	8.4	28	0

Playoffs

L- @ Carolina 1/3/04 Reserve/Injured-Knee



Dexter Coakley

Linebacker

5'10" ★ 236 ★ 10/20/72

Appalachian State

D-3a for '97 (65th overall)

NFL: 8th Year ★ Cowboys: 8th Year



GAMES/STARTS (regular season, playoffs): 1997 (16/16), 1998 (16/16, 1/1), 1999 (16/16, 1/1), 2000 (16/16), 2001 (15/15), 2002 (16/16), 2003 (16/16, 1/1). Total – 111/111, 3/3.

PRO: Despite being considered an undersized linebacker from a small college, Dexter Coakley has made a lasting impression on the National Football League. After earning the starting weakside linebacker job as a rookie third-round draft choice, Coakley has strung together seven impressive seasons – finishing in the top three on the team in tackles each year. His string of seven consecutive 100-tackle seasons is the first such streak in the 24 years that tackle records exist for the team and is tied for the third longest active streak in the NFL behind Zach Thomas and Derrick Brooks (eight straight). In addition, Coakley has reached double figures in tackles 39 times in 111 career regular season games. Coakley became just the second Dallas linebacker in the last 17 years and only the seventh linebacker in club history to be selected to the Pro Bowl when he earned a spot on the NFC squad following the 1999 season. With Pro Bowl honors coming his way again in 2001 and 2003, only Chuck Howley (six times) and Lee Roy Jordan (five) have now made more Pro Bowl squads at linebacker than Coakley. But none of his accomplishments, including earning All-Pro honors in 1999, came as a surprise to Coakley, who has been exceeding expectations throughout his entire athletic career with his quickness and intensity. His speed and athleticism has earned him the reputation as one of the biggest playmakers in Dallas Cowboys defensive history. The ability to spark the team with a game-turning play has enabled him to tie Dennis Thurman's club record with five career touchdowns on defensive returns (fumble – 1, interceptions – 4). A team leader in the locker room and on the field, Coakley is a focal point on a Dallas defense that is built on speed and pursuit. He has also been a very visible special teams contributor throughout his career. Coakley signed a six-year contract extension on March 8, 2001.

2003: Coakley was one of the key components in a Dallas defense that finished the 2003 season as the NFL's top ranked unit, finishing second on the team with 110 tackles and earning a spot on the NFC Pro Bowl squad in place of Brooks — his third Pro Bowl selection (1999 and 2001). Seven times during the season, Coakley led or tied for the team lead in tackles in a game. He opened the season by finishing second on the team with nine tackles against Atlanta (9/7) and five tackles at the N.Y. Giants (9/15). Against the Giants, he helped limit Tiki Barber to 41 yards on 15 carries (2.7 avg.). He tied for third on the team at the N.Y. Jets (9/28) with six tackles, while adding a tackle for a loss, in helping limit the Jets to 66 rushing yards on 26 carries (2.5 avg.). The following week against Arizona (10/5), Coakley tied for the team lead with eight tackles and broke up a pass. His play was instrumental in limiting the Cardinals to 151 total yards, including just 32 rushing yards on 18 carries (1.8 avg.). In his 100th career game, he forced a Donovan McNabb fumble that La'Roi Glover recovered to end the Eagles' final drive in a 23-21 win over Philadelphia (10/12). The defense was disruptive all day as McNabb completed just 11-of-26 passes and was limited to 115 net passing yards. Coakley led the team with eight tackles and recorded his 10th career interception when he picked off a Joey Harrington pass and returned it 24 yards to the Lions' eight-yard line to set up a Dallas touchdown in a 38-7 win at Detroit (10/19). The Lions were limited to 157 total yards on the day. Against Washington (11/2), he again led the team in tackles (seven) and recorded his first sack of the season with a first quarter take-down of Patrick Ramsey. Among his six tackles against Buffalo (11/9) was the 900th of his career, and his play helped limit the Bills to just 58 yards on seven second half possessions. At New England (11/16), he was second on the team with eight tackles while helping limit the Patriots to 65 rushing yards on 25 carries (2.6 avg.). He recorded five tackles and helped limit Stephen Davis — the NFL's third leading rusher entering the day at 108.4 yards-per-game — to 59 yards on 26 carries (2.3 avg.) in the Cowboys' 24-20 win over Carolina (11/23). On Thanksgiving Day against Miami (11/27), he led the team with a season-high 13 tackles while also forcing a Ricky Williams fumble (recovered by Newman). He logged another five tackles at Washington (12/14) as the Redskins were limited to 161 total yards. Coakley topped the 100-tackle mark for the seventh consecutive season when he tied for the team lead with 11 tackles against the N.Y. Giants (12/21). For the day, the Giants were limited to 213 total yards, including just 54 rushing on 22 carries (2.5 avg.). Coakley wrapped up the regular season at New Orleans (12/28) tying for the team lead with eight tackles. Along the way, he helped limit Deuce McAllister, the NFC's second leading rusher in 2003 with 1,641 yards, to 49 yards on 21 carries (2.3 avg.). He also tied for the team lead with 10 tackles in the club's NFC Wild Card playoff game at Carolina (1/3/04).

2002: Coakley established a single-season career best mark with 173 tackles, a figure that was the eighth best in the NFL and third best in the NFC. The tackle total eclipsed his previous career high of 144 in 2000 and became the second highest single-season total in team history behind Eugene Lockhart's 222



stops in 1989. In the season opener at Houston (9/8), Coakley tied for second on the team with seven tackles. He also added a sack, a pressure and broke up a pass as the defense limited the Texans to 201 total yards. In the following week's win over Tennessee (9/15), he again was second on the team with eight tackles but turned the game completely around in the third quarter with a 52-yard interception return for a touchdown to give Dallas the lead for good at 14-10. Strong safety Darren Woodson hit Steve McNair as he was throwing, and Coakley ran under the ball for the interception. It was his fifth career return for a touchdown, tying the club record held by Dennis Thurman, and his fourth interception return for a score. At Philadelphia (9/22), Coakley led the team with 12 tackles, his first double-digit tackle game of the season. In Dallas's last-second win at St. Louis (9/29), he finished fourth on the team with seven tackles and recovered a first quarter Marshall Faulk fumble. Coakley's heads-up play helped limit the Rams to 93 yards on the ground. He recorded his 700th career tackle in the first quarter of the victory over the Rams. In Dallas's 14-13 win over Carolina (10/13), Coakley led the team with a then career-high tying 17 tackles as the Panthers were limited to a long run of nine yards. He established a new personal best for tackles in a game at Arizona (10/20) with 19, the third best single-game total in club history. His 15 solo tackles tied his career-high (at Seattle, 12/16/01) and was the second best single-game total by a Dallas player. He also tied for the team lead with two special teams tackles. In the last second loss at Detroit (11/3), Coakley was second on the team with nine tackles. He helped limit the Lions to 148 total yards, the fewest by a Dallas opponent since Sept. 8, 1996 when the Giants were held to 105 total yards. Detroit ran the ball 23 times for 52 yards (2.3 average) and was held out of the end zone. In the loss at Indianapolis (11/17), he was the team leader with 14 tackles. In the Thanksgiving Day win over Washington (11/28), Coakley totaled six tackles, broke up a pass and helped hold Stephen Davis to 51 yards on 20 carries (2.6 avg.), while the defense allowed just 121 second half yards on eight Redskins' possessions. The following week against San Francisco (12/8), he was third on the team with 10 tackles. He established a new personal single-season high for tackles in the loss at New York (12/15) as his 10 stops pushed him to 145 for the year and passed his previous best total of 144 in 2000. He led the team with 10 tackles against Philadelphia (12/21) before posting the second highest tackle total of his career with 18 stops in the season-ending loss at Washington (12/29).

2001: Coakley was a key cog on the NFL's fourth ranked defense, finishing second on the team with 134 tackles. In recognition of his outstanding season and the performance by the entire Dallas defense, Coakley was recognized with the second Pro Bowl selection of his career, replacing Tampa Bay's Brooks. Coakley opened the season with five tackles against Tampa Bay (9/9) while helping limit the Bucs running game to 71 yards on 33 carries (2.2 avg.), including 22 carries for 56 yards by Warrick Dunn (2.5). The following week against San Diego (9/23), he tied for the team lead in tackles with nine and recovered a third quarter fumble. On the day, LaDainian Tomlinson was held to just a 3.3-yard average on 27 carries. Coakley tied for the team lead with 10 tackles and forced a Brian Mitchell fumble on punt coverage to set up a Dallas field goal at Philadelphia (9/30). He came back the next week to lead the team with 11 tackles at Oakland (10/7). Against Arizona (10/28), Coakley recorded the game's pivotal play when he intercepted a Jake Plummer pass and returned it 10 yards for a touchdown in the 17-3 win. He was also second on the team with 11 tackles and forced a fumble as the Cardinals were limited to 75 rushing yards. Coakley returned an interception for a touchdown for the second consecutive week when he took a pass from Kerry Collins 29 yards for a score at the N.Y. Giants (11/4). He also finished second on the team with nine tackles. Coakley recorded the 600th tackle of his career among his five stops at Atlanta (11/11) but suffered a sprained MCL in his left knee late in the game. That injury forced him to miss the first game of his career when the Cowboys took the field against Philadelphia (11/18), snapping a string of 72 consecutive starts. He returned to the starting lineup and recorded eight tackles against Denver (11/22). The following week at Washington (12/2), Coakley's six tackles helped limit Stephen Davis, the NFC's third leading rusher entering the game, to 53 yards on 17 carries. Coakley tied for the team lead with eight tackles against the N.Y. Giants (12/9) while helping hold the Giants to just 73 yards on their final eight possessions. When the Cowboys visited Seattle (12/16), Coakley recorded 17 tackles, including 15 solo – the second most in a game in club history. The 17 stops also put him over the 100-tackle mark for the season. He again led the team with nine tackles at Arizona (12/23) before helping hold San Francisco (12/30) and the NFL's second ranked running game (146 yards-per-game) to 56 yards on the ground with seven tackles. Coakley wrapped up his season with a team-high 14 tackles at Detroit (1/6/02).

2000: Coakley again performed at his expected high level, posting a then career-high 144 tackles to finish second on the team while tying for the team lead with seven tackles behind the line of scrimmage. Six times during the 2000 season, he led or tied for the team lead in tackles in a game and 10 times he posted double-figure tackle totals. He opened the season against Philadelphia (9/3) by leading all linebackers with 10 tackles. He posted another 10 stops at Washington (9/18) and against San Francisco (9/24). He then led the team with a season-high 13 tackles at Carolina (10/1). At the N.Y. Giants (10/15), Coakley led the team with 11 tackles while adding a stop behind the line of scrimmage. He registered another eight stops against Arizona (10/22) in helping limit the Cardinals to 99 total yards through the first three quarters before leaving the 48-7 win. He posted his sixth double-digit tackle game when he tallied 10 stops against Jacksonville (10/29). At Philadelphia (11/5), Coakley helped limit four Eagles running backs to 77 rushing yards on 25 carries (3.1 avg.) while recording 12 tackles. For the third time, he led the team in tackles, recording 12 stops against Cincinnati (11/12) while helping limit the Bengals to 195 total yards of offense. He recorded seven stops at Baltimore (11/19), including the 500th tackle of his career. He tied for the team lead with six tackles against Minnesota (11/23). He recovered a Stephen Davis fumble to set up a Dallas touchdown early in the third period against Washington (12/10). He again led the team with 11 tackles against the N.Y. Giants (12/17), including two stops for losses, to help limit the Giants to 3.2 rush-



ing yards-per-carry. In the season finale at Tennessee (12/25), Coakley led the team with 11 tackles and forced a fumble.

1999: Coakley turned in another phenomenal season, leading the team with four interceptions, tying for the team lead with six tackles for a loss, finishing second with 131 tackles, tying for third with nine passes defended and finishing fifth with 12 special teams tackles. His four interceptions were the most by a Dallas linebacker since Lee Roy Jordan totaled six in 1975, and he was the first linebacker to lead the team in interceptions since Eugene Lockhart in 1989. Coakley's performance throughout the season earned him his first Pro Bowl selection, the first Dallas linebacker to earn a Pro Bowl spot since Ken Norton in 1993. He also earned first-team All-Pro honors from *Sports Illustrated* and second-team All-Pro honors from *College & Pro Football Newsweekly* and *Football Digest*. He opened the season at Washington (9/12) tying for the team lead with nine tackles, including a tackle for a loss on third down that led to a Redskins punt with 3:01 remaining in the game, setting Dallas up for its game tying touchdown drive. Against Atlanta (9/20), he finished with five tackles and intercepted a Tony Graziani pass on the Falcons opening drive that he returned 43 yards to set up a Dallas field goal. He led the team with 11 tackles at Philadelphia (10/10). At the N.Y. Giants (10/18), he posted a season-high 12 tackles while helping limit the Giants to 228 yards of offense. Against Washington (10/24), Coakley posted eight tackles while helping limit the Redskins to 61 rushing yards, and he registered six stops while forcing a fumble at Indianapolis (10/31). He tied for the team lead with eight tackles at Minnesota (11/8) and 11 stops against Green Bay (11/14) as the Packers were held to 40 rushing yards. At Arizona (11/21), he led the team with 10 tackles while recording two tackles for losses and a sack. On Thanksgiving Day against Miami (11/25), Coakley recorded the first multi-interception game of his career, picking off Dan Marino twice, returning the first pick 46 yards for the game's first score. He also finished with 10 tackles and a career-high three passes defended against the Dolphins to earn Phil Simms' Iron Man Award and NFC Defensive Player of the Week honors. Coakley totaled eight tackles, a career-high tying three passes defended and an interception the next week at New England (12/5). He totaled seven stops at New Orleans (12/24) and against the N.Y. Giants (1/2/00). Coakley recorded eight tackles in the NFC Wild Card Playoff Game at Minnesota (1/9/00).

1998: Coakley followed a stellar rookie campaign with a solid sophomore season, finishing second on the team with 127 tackles. He closed the year with eight passes defended, tying the third highest total on the team. Coakley was a big part of limiting the Cardinals to 45 rushing yards and 205 total yards by recording three tackles and two passes defended against Arizona (9/6). At Denver (9/13), he led the team with 11 tackles. The next week at the N.Y. Giants (9/21), he finished with six tackles and two passes defended as the Dallas defense limited the Giants to 56 yards. He posted nine tackles against Oakland (9/27) and seven stops at Washington (10/4). Coakley registered eight tackles while helping the defense hold Carolina (10/11) to 37 rushing yards on 21 carries (1.8 avg.). At Chicago (10/18), he led the team with a season-high 15 tackles while also recording a first quarter sack and picking off a third quarter pass to set up a Dallas touchdown. When the Cowboys limited the Eagles to 200 yards of total offense at Philadelphia (11/2), Coakley led the team with eight tackles and added his second sack of the season. He was second on the team the next week with eight tackles against the N.Y. Giants (11/8). His eight tackles against Minnesota (11/26) on Thanksgiving Day tied him for the team lead. Over the final four games of the regular season, at New Orleans (12/6), at Kansas City (12/13), against Philadelphia (12/20) and Washington (12/27), Coakley recorded nine tackles a game. In the Eagles contest, he also led the team with two special teams tackles, giving him 10 for the season – sixth best on the team. In the season finale, his nine stops helped limit the Redskins to 80 rushing yards. In the first postseason action of his career, Coakley recorded five tackles and a special teams stop against Arizona (1/2/99).

1997: Coakley was awarded the starting job at weakside linebacker in training camp and never relinquished the position. By season's end, Coakley was the NFL's leader among all rookies in tackles with a Cowboys rookie record 136 stops – a total that was third on the Cowboys defensive list. He was named to All-Rookie teams selected by *Pro Football Weekly* and *Football News*. His 2.5 sacks were the most by a Dallas rookie since Russell Maryland registered 4.5 in 1991, and his sack total was good for seventh place among all NFL rookie defenders. Coakley was the club leader with 10 stops for losses. He was named the NFL's Defensive Rookie of the Month for October after tallying 31 tackles, one tackle for a loss and a fumble return for a touchdown. Coakley became the first rookie to start a season opener for Dallas since Robert Jones in 1992 when he started at Pittsburgh (8/31). Coakley led the team with eight tackles and added his first career interception in his first NFL game, making him the first rookie linebacker to record an interception for Dallas since Dixon Edwards had one against Cincinnati on Oct. 13, 1991. The next week at Arizona (9/7), he totaled eight stops, two tackles for losses, two quarterback pressures and a pass deflection. He also had a sack in overtime that forced a Kent Graham fumble that Dallas recovered. Coakley finished second on the team with 11 tackles at Washington (10/13). He also picked up a Redskins fumble and returned it 16 yards for his first career touchdown, making him the first rookie defender to record a touchdown for Dallas since Edwards scored against Cincinnati. It was also the first fumble return for a touchdown by a Dallas rookie since Larry Cole ran one back 21 yards at Washington on Nov. 17, 1968. He registered a season-high 12 tackles at Green Bay (11/23) while tying the club record with four tackles for a loss. He also registered a sack in the Packers game and went over the 100-tackle mark for the season. Four days later, he posted a season-high tying 12-tackle performance against Tennessee (11/27). In the process, he broke Robert Jones's single-season record for tackles by a rookie. He recorded his sixth double digit tackle game of the season with 10 stops against Carolina (12/8) before again totaling 10 stops in the season finale against the N.Y. Giants (12/21).

COLLEGE: Coakley recorded a school record 616 tackles and 13 forced fumbles at Appalachian State, totaling double figure tackles in 37 games and at least 20 stops in seven games. Coakley was a first-



team Division I-AA All-America and the Southern Conference Defensive Player of the Year as a sophomore, junior and senior, and, in his first year at ASU, he was named the conference's Defensive Freshman of the Year. In 1995, he was named the inaugural recipient of the Buck Buchanan Award, which honors the nation's best Division I-AA defensive player, and he went on to bring home the same award following his senior season. Coakley was also named the Southern Conference's Athlete of the Year as a junior and senior, marking just the seventh time in conference history that one individual had earned that distinction in consecutive years. As a senior, he accumulated a career-high 166 tackles and was named the league's Defensive Player of the Week after having 20-tackle performances against Wake Forest, East Tennessee State and Furman. As a junior, he averaged 13.6 tackles-per-game in 11 regular season outings (150 total). Coakley was the defensive spark behind a Mountaineer team that went undefeated in the regular season and finished the year 12-1 after losing to Stephen F. Austin in a second round playoff game.

PERSONAL: A native of Mt. Pleasant, S.C., Coakley graduated from Wando High School, where he earned four letters in football. He was the team's Most Valuable Player twice and was twice named all-conference as a defensive back. Coakley posted 295 tackles in his final two years of prep football and was named his school's athlete of the year as a senior. He also lettered in wrestling. Coakley earned a degree in communications and advertising at Appalachian State and worked in the school's sports information office. Coakley received the Cowboys Unsung Hero Award in 2002 as selected by his teammates and fans. The Unsung Hero Award honors one player from each NFL team whose determination and commitment transcends the playing field, but whose accomplishments on and off the field are seldom glorified. In November, 2001, Coakley, along with the entire Cowboys linebacker corps, hosted "Blitz Hunger" and distributed 500 hams at The Salvation Army in the Cowboys/Hormel Hams for the Holidays program. Coakley has served as a celebrity escort in the Children's Cancer Fund Fashion Show, which raises funds for pediatric oncology research. He has been a guest football coach at the club's Let Us Play! Sports Camp for Girls, a camp for girls ages 12-15 that are selected from various non-profit agencies in the D/FW metroplex. Coakley also served as a speaker for "Babe's Best," a program created by former Cowboys quarterback and current Dallas CBS affiliate sports anchor Babe Laufenberg to recognize outstanding high school athletes for their efforts on and off the field. In 2002, Coakley played in a local golf tournament that benefited Happy Hill Farm - a home and school for over 100 abused and neglected children which is also home of the Dallas Cowboys Courage House. Coakley and wife, Nicole, have a daughter, Trinity (3/11/03).

COAKLEY'S COWBOYS TOTALS

Year	Tackles			Sacks	Tk/Loss	QB Press.	Passes Def.	For. Fum.	Special Teams		
	Solo	Asst.	Tot.						Solo	Asst.	Tot.
1997	68	68	136	2.5 (-19)	10 (-11)	4	3	1	6	1	7
1998	63	64	127	2.0 (-14)	4 (-9)	5	8	0	9	1	10
1999	65	66	131	1.0 (-4)	6 (-22)	2	9	1	8	4	12
2000	79	65	144	0.0 (0)	7 (-16)	4	2	1	2	7	9
2001	79	55	134	0.0 (0)	2 (-2)	1	5	2	5	1	6
2002	99	74	173	1.0 (-6)	1 (-1)	5	8	1	2	4	6
2003	78	32	110	1.0 (-8)	5 (-12)	6	3	2	2	2	4
Total	531	424	955	7.5 (-51)	35 (-73)	27	38	8	34	20	54

Playoffs

Year	Solo	Asst.	Tot.	Sacks	Tk/Loss	QB Press.	Passes Def.	For. Fum.	Solo	Asst.	Tot.
1998	3	2	5	0.0 (0)	0 (0)	0	0	0	1	0	1
2000	3	5	8	0.0 (0)	0 (0)	0	0	0	1	0	1
2003	7	3	10	0.0 (0)	1 (-5)	0	0	0	0	0	0
Total	13	10	23	0.0 (0)	1 (-5)	0	0	0	2	0	2

Year	Pass Interceptions			Long	TD
	No.	Yds.	Avg.		
1997	1	6	6.0	6	0
1998	1	18	18.0	18	0
1999	4	119	29.8	46t	1
2001	2	39	19.5	29t	2
2002	1	52	52.0	52t	1
2003	1	24	24.0	24	0
Total	10	258	25.8	52t	4

Single-Game Bests

Tackles - 19 @ Arizona, 10/20/02
Solo Tackles - 15 @ Seattle, 12/16/01 and @ Arizona, 10/20/02
Assists - 11 @ Chicago, 10/18/98
Tackles for Losses - 4 @ Green Bay, 11/23/97
Quarterback Pressures - 2 four times, last vs Philadelphia, 10/12/03
Passes Defensed - 3 vs Miami, 11/25/99 and @ New England, 12/5/99

Year	Opponents' Fumbles Recovered			Long	TD
	No.	Yds.	Avg.		
1997	1	16	16.0	16t	1
1998	1	0	0.0	0	0
2000	1	8	8.0	8	0
2001	1	0	0.0	0	0
2002	1	1	1.0	1	0
Total	5	25	5.0	16t	1

Top Individual Tackle Games

19 - @ Arizona, 10/20/02
18 - @ Washington, 12/29/02
17 - @ Seattle, 12/16/01
17 - vs. Carolina, 10/13/02
15 - @ Chicago, 10/18/98



Kenyon Coleman

Defensive End

6'5" ★ 285 ★ 4/10/79

UCLA

T(Oak.) for '03

NFL: 3rd Year ★ Cowboys: 2nd Year



PLAYERS

GAMES/STARTS (regular season, playoffs): 2002 (1/0, 0/0 – Oak.), 2003 (16/0, 0/0). Total – 17/0, 0/0 (Dallas 16/0, 0/0)

PRO: One of the biggest defensive ends on the Dallas roster, Kenyon Coleman was acquired in a pre-season trade with Oakland in 2003 because of his size, strength and physical style of play. After coming to Dallas via the trade on Aug. 31, Coleman quickly adapted to the Cowboys defensive scheme and became a contributor in the defensive end rotation. His production and playing time began to pick up as the season progressed, showing flashes of his promise for the future. In 2004, Coleman will team with Eric Ogbogu, Greg Ellis and Marcellus Wiley to provide depth at the Cowboys end position. His athleticism and solid work ethic should allow him to be a very productive performer for Dallas. Coleman originally entered the NFL as a fifth-round draft choice (147th overall) of the Oakland Raiders in the 2002 NFL Draft.

2003: A member of the Cowboys active roster for all 16 games, Coleman finished the year with 15 tackles (nine solos), three quarterback pressures and a sack. He also posted a tackle for lost yardage, a fumble recovery and a pass break-up in a season where he provided his physical style of play as a back-up in the Cowboys defensive end rotation. In the overtime win at the N.Y. Giants (9/15), he knocked down his first career pass. In the following game, at the N.Y. Jets (9/28), he registered his first tackle as a member of the Cowboys. In Dallas's 24-7 win over Arizona (10/5), Coleman recorded his first career sack when he tackled Jeff Blake in the end zone for a safety. He also added a pressure in the Cardinals win. In the Cowboys win at Detroit (10/19), he recorded a tackle and recovered a fumble while seeing considerable second half action as the Lions were limited to 157 total yards. Coleman posted one of his more productive outings of the year in the 10-6 win over Buffalo (11/9), recording two tackles and a pair of quarterback pressures while helping limit Buffalo to 185 total yards. In the Thanksgiving Day loss to Miami (11/27), he had another two-tackle game, with one of his stops resulting in a loss of seven yards. He was a game-day deactivation for the Cowboys playoff loss at Carolina (1/3/04). Coleman went to training camp with Oakland and recorded six tackles, two passes defended and a sack in preseason play before being traded to Dallas.

2002: Coleman was active for just one game – at Buffalo (10/6) – as a rookie and posted one tackle. He was inactive for 15 regular season games and all three Raiders playoff games.

COLLEGE: Coleman finished his collegiate career with 138 tackles, 16.5 sacks and 34 tackles for losses for the Bruins. His 34 tackles for losses placed him ninth in school history. After earning a medical redshirt as a true senior, Coleman returned to the field in 2001 and was an All-Pac 10 selection after finishing with 44 tackles, 15 for losses, and a team-high 8.5 sacks. Coleman saw time in just three games in 2000 before suffering a torn meniscus in his left knee. After successful surgery to repair the damage, he was granted a medical redshirt. Coleman was just one-of-four players to start every game and earned All-Pac 10 honors as a junior after finishing with 50 tackles, nine for losses and 3.5 sacks. Coleman started eight-of-10 games as a sophomore and led all defensive linemen with 23 tackles while adding 4.5 sacks, two fumble recoveries and a forced fumble. Coleman saw playing time in all 12 games as a true freshman, registering 15 tackles, three fumble recoveries and two passes defended.

PERSONAL: Coleman lettered three years along the offensive and defensive lines at Alta Loma, Calif., High School. He was named *PrepStar* All-America as the fourth ranked offensive lineman in the west. As a senior, he was a key member of the team that finished 13-1 and ranked third in Division II. The philosophy major also played three years of varsity basketball.

COLEMAN'S NFL TOTALS

Year	Solo	Tackles Ast.	Tot.	Sacks	Tkl/ Loss	QB Press.	Passes Def.	For. Fum.	Safety
2002 (Oak.)	1	0	1	0.0 (0)	0(0)	0	0	0	0
2003	9	6	15	1.0 (-1)	1(-7)	3	1	0	1
Total	10	6	16	1.0 (-1)	1(-7)	3	1	0	1

Opponents' Fumbles Recovered

Year	No.	Yds.	Avg.	Long	TD
2003	1	0	0.0	0	0



Javiar Collins

Tackle

6'6" ★ 322 ★ 4/13/78

Northwestern

FA for '01

NFL: 4th Year ★ Cowboys: 4th Year



GAMES/STARTS (regular season/playoffs): 2001 (0/0), 2002 (9/4), 2003 (2/0, 0/0). Total – 11/4, 0/0.

PRO: Possessing size, intelligence and athletic ability, Javiar Collins is a developing player who is refining his skills as an NFL offensive lineman after making the switch from the defensive side of the ball. He enters the 2004 season in a heated battle for a roster spot and playing time at the right tackle position – a slot where he gained valuable playing time and experience as a second year player in 2002. Signed as a rookie free agent defensive tackle from Northwestern in 2001, Collins worked on both sides of the line as a rookie before concentrating mostly on offensive tackle toward the end of his first professional season. He spent the spring of 2002 in a learning capacity as an offensive tackle with the Frankfurt Galaxy in NFL Europe, where he helped lead the way for 1,433 rushing yards – the second best total in NFL.

2003: The combination of Ryan Young's arrival – and the development of other young right tackles – limited Collins to game day deactivation status for all but two Dallas games. He was a member of the active roster, but did not play, in the Cowboys overtime win at the N.Y. Giants (9/15). Collins's only regular season game action came primarily on special teams in Dallas's 21-14 win over Washington (11/2). Collins saw extensive action in all four preseason games at right tackle.

2002: Injuries and uncertainty on the Dallas line in 2002 forced Collins into extensive action at right tackle. After being inactive for the season opener at Houston (9/8), Collins earned his first NFL regular season action on the field goal unit against Tennessee (9/15). In the loss at Philadelphia (9/22), starting right guard Kelvin Garmon was injured in the third quarter, prompting starting right tackle Solomon Page to take Garmon's spot. Collins was then inserted at right tackle and received his initial stretch of extended playing time. In the following week's last-minute victory at St. Louis (9/29), Collins moved into the lineup at right tackle for Larry Allen (ankle) midway through the first quarter. His solid play helped Dallas allow just two sacks in 38 pass plays, while the Cowboys rushed for 122 yards. Against the N.Y. Giants (10/6), Collins once again took over at right tackle for Allen (ankle) in the first quarter and helped limit Michael Strahan to four tackles and no sacks. He made his first NFL start against Carolina (10/13) when he replaced Allen (moved to left guard) at right tackle and helped Dallas gain 311 total yards in a 14-13 victory. Collins earned his second career start at Arizona (10/20) with Allen inactive (ankle), and he helped Dallas rush for 148 yards. Collins earned a spot in history against Seattle (10/27) as Emmitt Smith earned his first 100-yard rushing game of the year and passed Walter Payton as the NFL's all-time leading rusher with Collins at right tackle. Collins, however, suffered a sprained MCL in his right knee on the final extra point of the game. The injury forced him to miss the next six games. In the loss to Philadelphia (12/21), Collins returned to action after taking over at right tackle for Page, who sprained a knee on the game's second drive. Collins went the distance at right tackle the following week at Washington (12/29) in place of Page.

2001: Collins was inactive for all 16 games in his first year with the Cowboys. He was one of only four rookie free agents to make the roster out of training camp. After working at nose tackle with the third unit during preseason and recording three tackles, Collins moved to offensive tackle the first week of the regular season. After working on both sides of the ball during the first half of the season, Collins concentrated on offense during the second half of the year.

COLLEGE: During his senior campaign at Northwestern, Collins started at defensive tackle and led all linemen with 49 tackles, a career-high 11 tackles for losses and three sacks. As a junior, Collins finished the year with 38 tackles and led the defensive line with four sacks. Playing in all 12 games and starting five as a sophomore, Collins recorded 36 tackles, three for a loss and one sack. Collins saw action in eight games as a special teams player as a redshirt freshman.

PERSONAL: Javiar Lawrence Collins was named *Blue Chip Illustrated* All-America and *SuperPrep* all-midwest as he recorded 105 tackles, nine sacks and four forced fumbles as a senior at St. Thomas Academy in St. Paul, Minn., to earn all-state, all-metro and all-conference honors in football and basketball. He earned two letters in football and three in basketball. As a member of the 2001 Rookie Club program, which introduces rookie team members to community service in the Dallas area, Collins participated in monthly visits to charitable organizations serving children. Collins has also participated in The Salvation Army Angel Tree program for needy children during the holiday season and the offensive line's ongoing support of The Rise School of Dallas in the club's First Downs for down Syndrome program. In 2003, Collins attended a special screening of the feature film *Radio*, hosted by the Cowboys organization, with more than 400 youth from Dallas area nonprofit organizations. He also volunteered to help serve an early Thanksgiving meal at The Salvation Army alongside a dozen teammates and Dallas Cowboys Cheerleaders. Collins graduated from Northwestern with a degree in communications.



Patrick Crayton

Wide Receiver

6'0" ★ 210 ★ 4/7/79

Northwestern Oklahoma State
D-7b for '04 (216th overall)

NFL: Rookie ★ Cowboys: Rookie



COLLEGE: The Cowboys added a versatile athlete with the ability to contribute on offense and as a return specialist on special teams when they drafted Patrick Crayton in the seventh round (216th overall) of the 2004 NFL Draft. Touted as one of the most versatile and multi-talented athletes in the country, Crayton saw time as a punt returner, kickoff returner, quarterback and wide receiver at Northwestern Oklahoma State. In 44 games for the Rangers, Crayton averaged 19.0 yards-per-catch and scored 17 touchdowns on 80 receptions at receiver, rushed 209 times for 1,751 yards and 17 touchdowns, returned 72 punts for 1,496 yards (20.8 avg) and 10 touchdowns, returned 39 kickoffs for 923 yards and two scores and completed 136-of-236 passes for 1,967 yards, 21 touchdowns and eight interceptions. In four years, he amassed 5,688 all-purpose yards, including 3,718 yards in total offense and 46 touchdowns.

2003: As a senior, Crayton earned Little All-America second team and All-Central States Football League Offensive Player of the Year honors starting at quarterback while also handling kickoff returns, punt returns and logging time at wide receiver. He completed 128-of-221 passes for 1,837 yards, 19 touchdowns and seven interceptions, breaking the school record of 17 touchdowns. He rushed for a school single-season record 1,476 yards with 13 touchdowns on 173 carries (8.2 avg.). He also added 15 receptions for 331 yards and four scores. Crayton returned 18 kickoffs for 476 yards (26.4 avg) and two scores while taking 16 punts back for 279 yards and two touchdowns. His performance on offense and special teams made him the first player in NAIA annals to score a touchdown passing, receiving, rushing and on kickoff and punt returns in a single season. Against St. Xavier to open the season, Crayton rushed six times for 40 yards, hauled in five passes for 99 yards, including a 63-yard touchdown, and connected on five-of-eight passes for 83 yards. He then ran for a 58-yard touchdown while completing eight-of-15 passes for 164 yards and two touchdowns at the Colorado School of Mines. Against Haskell, he notched four catches for 117 yards and two touchdowns. He threw for 200 yards and a touchdown (14-of-25 passing) and ran for another 198 yards and a touchdown. He also returned three punts for 60 yards at Peru State. At Lincoln, he carried the ball 11 times for 165 yards, including an 80-yard touchdown burst, threw for 89 yards and a six-yard score, and returned four punts for 188 yards with scores of 45 and 50 yards. Against Langston, Crayton threw a 35-yard touchdown pass and gained 195 yards on 11 rushes, scoring from seven and 93 yards. He then carried five times for 50 yards and a score and connected on seven-of-eight throws for 117 yards and a pair of touchdowns against the Southwestern Assemblies of God. Against Bacone College, Crayton rushed 10 times for 149 yards and three touchdowns while completing 16-of-20 passes for 231 yards and three scores. In the NAIA Quarterfinals against Dickinson State, Crayton hit on 12-of-27 throws for 147 yards and a 19-yard touchdown while returning three kickoffs for 34 yards and rushing 23 times for 90 yards. He then completed 10-of-16 passes for 101 yards, rushed for 128 yards and a pair of scores on 27 carries and registered a 25-yard reception in the semifinals against Sioux Falls. In the loss to Carroll College for the NAIA Championship, Crayton closed out his college career completing 14-of-26 passes for 167 yards and two touchdowns, 31 carries for 79 yards and had three kickoff returns for 145 yards – including a 94-yard score.

2002: As a junior, Crayton earned All-America honorable mention and All-CSFL first team honors after starting eight games at receiver and hauling in 20 passes for 324 yards (16.2 avg.) and seven touchdowns. He racked up 117 yards on 12 rushes and completed eight-of-15 passes for 130 yards and two touchdowns. Crayton added 21 punt returns for 384 yards (18.3 avg.) and three touchdowns while returning eight kickoffs for 172 yards. In the opener at Henderson State, Crayton caught four passes for 51 yards and two touchdowns. Against Haskell, he returned two punts for 49- and 43-yard scores while tacking on a six-yard scoring catch. He added a six-yard scoring grab against Western New Mexico. Crayton then returned a punt 32 yards for a touchdown for the final score of the game in a 35-14 win at Langston. In the Indian Bowl against Bacone College, Crayton added touchdown receptions of 44 and 20 yards. He then picked up a 30-yard scoring catch in the first round win of the NAIA playoffs against Benedictine.

2001: Crayton earned All-America honorable mention and All-CSFL first team selection as he led the nation with 19 punt returns for 508 yards (26.7 avg.) and three touchdowns. He started eight games at flanker hauling in 27 passes for 543 yards and three scores while gaining 134 yards on six kickoff returns. He rushed for 174 yards and three touchdowns on 20 carries.

2000: Crayton appeared in all 13 games at receiver and earned All-CSFL honors picking up 18 receptions for 320 yards and three touchdowns. He also rushed four times for 34 yards and a touchdown. Crayton added 16 punt returns for 325 yards (20.3 avg.) and a pair of scores while gaining 141 yards on seven kickoff returns.



PERSONAL: Crayton attended DeSoto, Tex., High School and was a standout football star competing at receiver, quarterback, running back and return specialist. He graduated from Northwestern Oklahoma State with a degree in health education.

CRAYTON'S NORTHWESTERN OKLAHOMA STATE TOTALS

Year	No.	Receiving		Long	TD
		Yds.	Avg.		
2000	18	320	17.8	43	3
2001	27	543	20.1	73	3
2002	20	324	16.2	44	7
2003	15	331	22.1	73	4
Totals	80	1,518	19.0	73	17

Year	No.	Rushing		Long	TD
		Yds.	Avg.		
2000	4	34	8.5	12	1
2001	20	174	8.7	52	3
2002	12	117	9.8	49	0
2003	173	1,426	8.2	93	13
Totals	209	1,751	8.4	93	17

Year	No.	Punt Returns		Long	TD
		Yds.	Avg.		
2000	16	325	20.3	71	2
2001	19	508	26.7	81	3
2002	21	384	18.3	68	3
2003	16	279	17.4	60	2
Totals	72	1,496	20.8	81	10

Year	No.	Kickoff Returns		Long	TD
		Yds.	Avg.		
2000	7	141	20.1	29	0
2001	6	134	22.3	39	0
2002	8	172	21.5	34	0
2003	18	476	26.4	94	2
Totals	39	923	23.7	94	2

Year	Att	Comp	Passing		TD	Int	Long
			Yards	Pct			
2002	15	8	130	53.3	2	1	43
2003	221	128	1,837	57.9	19	7	97
Totals	236	136	1,967	57.6	21	8	97



Billy Cundiff

Kicker

6'1" ★ 201 ★ 3/30/80

Drake

FA for '02

NFL: 3rd Year ★ Cowboys: 3rd Year



GAMES/STARTS (regular season, playoffs): 2002 (16/0), 2003 (15/0, 1/0). Totals - 31/0, 1/0.

PRO: There was no sophomore slump for second-year kicker Billy Cundiff. After making the team as a rookie free agent in 2002, Cundiff took another major step forward in his second season. Cundiff, who is quickly establishing himself as one of the league's up-and-coming young kickers, improved both his accuracy and distance last season, hitting three 50+ yard field goals and 79.3% of his kicks in 2003. He also tied an NFL record with seven field goals in a game. Making the team as a rookie, he became the 10th Dallas kicker since the 1989 season, joining the likes of Roger Ruzek (1989), Luis Zendejas (1989), Ken Willis (1990-91), Lin Elliott (1992-93), Eddie Murray (1993, 1999), Chris Boniol (1994-96), Richie Cunningham (1997-99), Tim Seder (2000-01) and Jon Hilbert (2001). Versatile enough to also handle kick-off chores, Cundiff should only continue to improve in his third season.

2003: Cundiff finished his second NFL tour as the team's leading scorer with 99 points. He connected on 23-of-29 field goals (.793), good for seventh in the NFC in field goal accuracy. One new development was the increased leg he showed in 2003, hitting three 50+ yard field goals, one shy of the club-record by Ken Willis in 1991. Cundiff missed his only field goal attempt and had an extra point blocked in the season opener against Atlanta (9/7). It was the club's first blocked PAT since 1989. He rebounded nicely the following week on Monday Night Football at the Meadowlands, earning NFC Special Teams Player of the Week honors after tying an NFL record with seven field goals against the N.Y. Giants (9/15). Included in that record tying day was a career-long 52-yard boot on the final play of regulation to send the game into overtime. In overtime, he hit a 25-yard kick to win the game, his second career game-winning field goal. For the night, Cundiff also set a club-record with eight field goal attempts. His 23 points on the night was one shy of the club record of 24, and his five second half field goals tied Boniol's club record for field goals in a half. He came back to the Meadowlands and hit his only attempt (26 yards out) against the N.Y. Jets (9/28). He also took over kickoff duties in the second quarter from Toby Gowin and placed one of his three kickoffs into the end zone. Against Arizona (10/5), he hit both field goal attempts (33 and 36 yards) and was two-of-two on extra points. Cundiff connected on his second game-winning field goal of the season with a 28-yard kick with 1:11 remaining against Philadelphia (10/12) to give Dallas a 23-21 win. He finished the day three-of-three on field goals, including a 51-yard boot at the end of the first half. At Detroit (10/19), he hit a career-best five extra points and added a 23-yard field goal in the fourth quarter. He also drilled a career-long 53-yard field goal in the first quarter that was taken off the board by a Lions penalty. In the club's loss at Tampa Bay (10/26), Cundiff missed his only field goal attempt (41 yards out) and did not record a point in a game for only the second time in his career. He connected on his third 50+ yard field goal of the season when he hit a 51-yard attempt against Buffalo (11/9). He also recorded his first career



punt when he kicked a 32-yard punt out of field goal formation for a touchback. Cundiff did not take the field at New England (11/16), the only game in his two-year career in which he has not played. Although he struggled in the win over Carolina (11/23), hitting just one-of-three field goals, Cundiff did connect on three extra points in the 24-20 victory. He connected on a 29-yard field goal to open the scoring and hit his only extra point at Philadelphia (12/7). For the second time this season, Cundiff earned NFC Special Teams Player of the Week honors in a game against the N.Y. Giants (12/21), this time for hitting four-of-four field goal attempts (24, 42, 21 and 49 yards) and an extra point. He finished the season with 11 field goals against the Giants (7-of-8 in Sept. and 4-of-4 in Dec.). In his postseason debut, Cundiff hit his only field goal attempt, a 37-yarder, and his only extra point at Carolina (1/3/04).

2002: After winning the kicking job in preseason, Cundiff went on to hit 12-of-19 field goal attempts and all 25 of his extra point tries to lead the team with 61 points despite his limited opportunities. He also took over the kickoff chores following the release of Micah Knorr on Oct. 22. Cundiff went on to place two of his 24 kickoffs into the end zone with one touchback. For the season, Dallas finished seventh in the NFC, 13th in the NFL, in opponents drive start following kickoffs with a 28.3 yard-line starting spot. Cundiff opened the season by hitting his first career field goal attempt, a 33-yarder at Houston (9/8). He later missed a 42-yard attempt in the second half. He was three-of-three on extra points against Tennessee (9/15) but did not attempt a field goal, snapping a streak of 13 consecutive games in which Dallas had connected on a field goal. At Philadelphia (9/22), Cundiff was back on the field, hitting both field goal attempts, including a 47-yarder. The biggest moment of Cundiff's brief career came at St. Louis (9/29), where he earned NFC Special Teams Player of the Week honors by hitting a 48-yard field goal with 0:00 remaining to give Dallas a 13-10 win. He had earlier nailed a 35-yard kick with 4:23 remaining in the game to tie the score at 10-10. The 48-yard kick was the longest game-winning field goal in the final 2:00 or overtime in club history. Cundiff hit both extra points but did not attempt a field goal in the 14-13 win over Carolina (10/13). With the release of Knorr, Cundiff took over kickoff duties beginning against Seattle (10/27) and averaged 66 yards on three kickoffs. The Seahawks average start was their 24-yard line. At Indianapolis (11/17), he hit a 21-yard field goal, his first career attempt inside of 30 yards. It was also his first field goal attempt in three games. His 42-yard field goal with 4:23 remaining in the game against Washington (11/28) put Dallas up 27-20. Against San Francisco (12/8), Cundiff hit 23- and 37-yard field goals in the first quarter but was wide right on a 47-yard attempt in the fourth. He hit all three extra points and recorded his first career special teams tackle with a takedown of Jamal Robertson to prevent a touchdown on a kickoff return. Cundiff hit his only field goal attempt of the day, a 42-yard effort, against Philadelphia (12/21) and then closed out the season hitting both extra points at Washington (12/29).

COLLEGE: Cundiff – who made eight field goals of 50-yards or more during his collegiate career – finished his time at Drake with 15 school and seven Pioneer Football league kicking records, including career points (284), career field goals (49-of-79) and career PATs (137-of-151). His 49 field goals made ranks 14th on the NCAA I-AA career field goal list, and he owns the second longest field goal in NCAA I-AA history with a 62-yarder against San Diego in 2000. He became the first player in league history to be named first-team All-Pioneer League four consecutive seasons while also earning three consecutive All-Academic team honors from the Pioneer League. As a senior, Cundiff earned Division I-AA All-America honors and was named co-recipient of the Jerry Howlett Award, which is presented annually to Drake's outstanding student-athlete. He led the league in scoring with 62 points (11-of-17 field goals and 29-of-33 extra points). Cundiff earned *Football Gazette's* NCAA I-AA Mid-Major Player of the Year award as a junior when he finished second in the nation with 20 field goals (on 27 attempts) while converting 40-of-44 PATs. For the year, he established 15 school records – including field goals made (20) and points by a kicker (100) – while tying two other marks. For the season, he converted five-of-seven field goal attempts from beyond 50 yards. Cundiff led the Pioneer League with 67 points. In his first collegiate season, Cundiff became the first freshman kicker in Pioneer Football League history to earn first-team All-Conference honors.

PERSONAL: Cundiff was named *Omaha World Herald* and Council Bluffs Nonpareil Southwest Iowa Prep Athlete of the Year for the 1997-98 school year after leading Harlan, Iowa, High School to the Iowa Class 3A state football championship and being named to the Iowa Class 3A all-state tournament team in 1998. The two-time all-state football player also led Harlan to the 1995 state football title and finished second in the high jump at the 1997 Iowa state track meet with a jump of 6'6". As a member of the Cowboys 2002 Rookie Club – a program designed to introduce rookie team members to community service in the Dallas area – Cundiff participated in monthly charity visits to non-profit organizations serving children. He also participated in the team's annual United Way Hometown Huddle event hosted at the club's training facility for 100 children from The Salvation Army. In the spring of 2003, Cundiff participated in the Texas Air National Guard – 136th Air Wing Lift Family Day honoring the families of those serving in the military, participated in the Plano Komen Race For The Cure and served as celebrity football coach in the club's seventh annual Dallas Cowboys Let Us Play! Sports Camp for 150 girls from various Dallas area non-profit agencies. During the 2003 season, Cundiff joined his teammates and participated in the Cowboys Annual United Way Hometown Huddle event at The Brady Center, where they played BINGO with over 100 senior citizens. He and former teammate Toby Gowin joined former Cowboys kicker Chris Boniol in his Cowboys Kicking Hunger campaign at the local middle school where Boniol is a math teacher. At Christmas, Cundiff and wife Nicole participated in the Cowboys support of The Salvation Army Angel Tree Program, providing gifts to families in need. Cundiff kept busy during the 2004 offseason, participating in the Boys & Girls Clubs of Richardson Golf Classic, attending the Cowboys Draft Day Fan Appreciation Party, attending the MDA Muscle Team Bash hosted by former Cowboy Daryl Johnston and taking the Cowboys Kicking Hunger Program to his hometown of Harlan, Iowa, to challenge two elementary schools to join the campaign. Cundiff went back to school in the spring of 2003 and graduated with a degree in history from Drake.



CUNDIFF'S COWBOYS TOTALS

		Scoring					
Year	PAT	FG	Long	Points			
2002.....	25-25	12-19	48	61			
2003.....	30-31	23-29	52	99			
Totals.....	55-56	35-48	52	160			
Postseason							
2003.....	1-1	1-1	37	4			
Field Goal Accuracy							
Year	11-19	20-29	30-39	40-49	50+	Total	Pct.
2002.....	0-0	3-3	5-7	4-8	0-1	12-19	.632
2003.....	0-0	11-11	5-6	4-7	3-5	23-29	.793
Totals.....	0-0	14-14	10-13	8-15	3-6	35-48	.729
Postseason							
2003.....	0-0	0-0	1-1	0-0	0-0	1-1	1.000
Single-Game Bests				Additional Statistics			
Points - 23 @ N.Y. Giants, 9/15/03				Special Teams Tackles: 2002 (14-0, 1)			
Field Goal Attempts - 8 @ N.Y. Giants, 9/15/03				Punting: 2003 (1 punt, 23 yds, 1 TB, 12.0 net)			
Field Goals Made - 7 @ N.Y. Giants, 9/15/03							
Long Field Goal - 52 @ N.Y. Giants, 9/15/03							
Extra Points - 5 @ Detroit, 10/19/03							

Single-Game Bests

Points - 23 @ N.Y. Giants, 9/15/03
 Field Goal Attempts - 8 @ N.Y. Giants, 9/15/03
 Field Goals Made - 7 @ N.Y. Giants, 9/15/03
 Long Field Goal - 52 @ N.Y. Giants, 9/15/03
 Extra Points - 5 @ Detroit, 10/19/03

Additional Statistics

Special Teams Tackles: 2002 (1-0-1)
 Punting: 2003 (1 punt, 23 yds, 1 TB, 12.0 net)



Keith Davis

Safety

5'10" ★ 201 ★ 12/30/78

Sam Houston

FA for '01

NFL: 2nd Year ★ Cowboys: 2nd Year



GAMES/STARTS: 2002 (8/0).

PRO: Keith Davis earned a shot with the Cowboys as a rookie free agent out of training camp in 2002, and he spent time moving between the practice squad and active roster as a rookie - seeing time in eight games. He was released at the beginning of the 2003 training camp and was out of football last season. Davis was re-signed by the Cowboys on Jan. 13, 2004 and allocated to Berlin of NFL Europe. Davis will again be fighting for a chance to add depth to the secondary while working in nickel and dime packages.

2004: Davis was allocated to the Thunder to gain more game experience and became a defensive standout in Europe. He earned All-NFLE honors, finishing second in the league - first on the team - with four interceptions and second on the team with 65 tackles while helping Berlin to the World Bowl Championship.

2003: Davis re-signed with the Cowboys March 7 but was released July 26 and remained out of football for the 2003 NFL season.

2002: Davis signed with the Cowboys as a rookie free agent and totaled eight tackles and an interception in preseason action. He was released Sept. 1 and signed to the Cowboys practice squad Sept. 2. He was released again on Sept. 10, but re-signed to the practice squad Sept. 16. He was then moved to the active roster on Oct. 12 and recorded four tackles against Carolina (10/13) in his first NFL action. He recorded a tackle, two quarterback pressures and a pass defended at Arizona (10/20). He was waived Oct. 22 and re-signed to the Dallas practice squad Oct. 23. Davis moved back to the active roster on Nov. 22 and went on to record at least one special teams tackle in each of the last six games of the season, including two in the Thanksgiving Day win over Washington (11/28).

COLLEGE: Davis finished his collegiate career by leading Sam Houston with 96 tackles while also recording seven passes defended, three forced fumbles, a sack and a fumble recovery. This effort brought All-America honors from the American Football Coaches Association and All-Southland League honors. He finished his Bearkat career fourth on the school's career tackle list with 339 stops. As a junior, Davis was named Southland Football League Defensive Player of the Year and team Most Valuable Player after posting 99 tackles, a team-high 14 tackles behind the line of scrimmage and two interceptions while blocking two punts. Davis earned honorable mention All-Southland honors after recording 104 tackles, 11 passes defended, three forced fumbles, two interceptions and two fumble recoveries as a sophomore. He also blocked three punts during that campaign. Davis started five games as a redshirt freshman for the Bearkats, totaling 40 tackles.

PERSONAL: Davis was a two-time all-state and all-district wide receiver and defensive back for Italy, Tex., High School. The four-year starter blocked five punts and caught 33 touchdown passes during his final two prep campaigns. Davis was a starter on the Gladiators basketball team that won the 1997 Class AA state championship. He was also a starter on the baseball team. As a member of the Cowboys 2002 Rookie Club - a program designed to introduce rookie team members to community service in the Dallas area - Davis participated in monthly charity visits to non-profit organizations helping children.



DAVIS'S COWBOYS TOTALS

Year	Solo	Tackles Ast.	Tot.	Sacks	Tk/ Loss	QB Press.	Passes Def.	Fum. Forc.	Solo	Special Teams Ast.	Tot.
2002	2	3	5	0.0 (0)	0(0)	2	1	0	3	5	8



Andrew Davison

Cornerback

5'11" ★ 185 ★ 12/19/79

Kansas

FA for '03

NFL: 3rd Year ★ Cowboys: 2nd Year



GAMES/STARTS (regular season, playoffs): 2002 (6/0,0/0 – NYJ), 2003 (4/0). Totals – 10/0.

PRO: The Dallas Cowboys signed Andrew Davison on Sept. 17, 2003 to add depth to their thin defensive backfield. Davison – who saw action in four games for the Cowboys last fall – is a young, talented corner that was a playmaker in college but has had little opportunity to display his talents in the NFL. He has fully recovered from the sprained knee he suffered in last year's season finale and is preparing to battle for playing time in Dallas's defensive packages and on the special teams units.

2003: Davison returned to training camp with the Jets and recorded 15 tackles, six passes defended and an interception in preseason action before spraining his left ankle in the preseason finale at Philadelphia (8/28). He reached an injury settlement with the Jets and was waived at the last cutdown date. He signed with Dallas on Sept. 17 and was inactive for the next 10 games. He made his Cowboys debut at Philadelphia (12/7), seeing mostly special teams action. He recorded his first special teams tackle at Washington (12/14) and then saw action in the Cowboys dime package and on special teams in the season finale at New Orleans (12/28). He sprained the medial collateral ligament in his right knee during the Saints game and was placed on Reserve/Injured Dec. 30, missing Dallas's wild card playoff game at Carolina (1/3/04).

2002: Davison signed as a rookie free agent with the N.Y. Jets and saw action in six games, collecting five defensive tackles and six special teams stops. He made his NFL debut in a reserve role at Miami (9/22). He tallied his first professional tackles (three) against Minnesota (10/20) before adding another stop against Cleveland (10/27). He again saw playing time against Miami (11/10) and Buffalo (11/24) before recording a tackle against Denver (12/8). He was inactive for the final three games of the regular season and the Jets two playoff games.

COLLEGE: Davison started 38-of-43 games for the Jayhawks, picking up 176 tackles, 27 passes defended and six interceptions. He returned two of the thefts for touchdowns. As a senior, Davison led the squad with three interceptions and 12 pass breakups while starting all 11 games. He tallied nine passes defended and an interception he returned 40 yards for a score as a junior. As a sophomore, Davison took over the role as a full-time starter and picked up a season-high 53 tackles, five passes defended, two forced fumbles and an interception he returned for a touchdown. He started four-of-nine games as a true freshman, picking up 21 stops.

PERSONAL: Davison, a communications major, was a two-way starter at Chadsey High School in Detroit, Mich. As a senior, he totaled 48 receptions for 716 yards and 11 touchdowns on offense while adding 45 tackles, seven interceptions and two fumble recoveries as a defender. He was an All-Detroit honoree and was selected to the Shrine High School all-star game. Davison was also a standout sprinter for the Chadsey track team.

DAVISON'S NFL TOTALS

Year	Solo	Tackles Ast.	Tot.	Sacks	Tk/ Loss	QB Press.	Passes Def.	For. Fum.	Solo	Special Teams Ast.	Tot.
2002 (NYJ)	2	3	5	0.0 (0)	0(0)	0	0	0	4	2	6
2003	0	0	0	0.0 (0)	0(0)	0	0	0	1	0	1
Totals	2	3	5	0.0 (0)	0(0)	0	0	0	5	2	7



Gennaro DiNapoli

Center

6'3" ★ 287 ★ 5/25/75

Virginia Tech

FA for '03

NFL: 7th Year ★ Cowboys: 2nd Year



GAMES/STARTS (regular season, playoffs): 1998 (0/0 – Oak.), 1999 (14/9 – Oak.), 2000 (0/0 – Ten.), 2001 (5/2 – Ten.), 2002 (16/16, 2/2 – Ten.), 2003 (7/0). Totals – 42/27, 2/2 (Dallas – 7/0).

PRO: A seasoned veteran who has extensive starting experience in the NFL, Gennaro DiNapoli (pronounced ju-NAIR-oh duh-NAP-oh-lee) was a training camp free agent addition in 2003 that brought depth and stability to the Dallas offensive front. Dallas's second round draft choice Al Johnson was felled with a season-ending knee injury mid-way through the 2003 training camp, and the Cowboys lured DiNapoli back on to the field. A valuable swing-man who can contribute solid play at either the guard or center position, DiNapoli's presence provides Dallas with veteran depth and flexibility along the interior of the offensive line. His experience in starting for an entire year for a playoff team in Tennessee made DiNapoli's addition a bonus that proved fruitful for Dallas. After an off-season of rehabilitation, DiNapoli has returned to the field and is ready to compete once again for time in the middle of the Dallas line. He signed with the Cowboys after spending the previous four seasons with the Titans. He was originally selected by Oakland in the fourth round (109th overall) of the 1998 NFL Draft. DiNapoli was traded to the Titans on Aug. 27, 2000 for a seventh-round selection in the 2001 NFL Draft.

2003: DiNapoli joined the Cowboys on Aug. 7 and quickly picked up the offense and line calls required of the Cowboys center. With Matt Lehr as the starting center, a rotation was quickly developed for both players to handle an equal number of snaps each game. The club raced to a 5-2 record before a severe high ankle sprain brought his season to a halt on Oct. 29. He suffered the injury in Dallas's loss at Tampa Bay (10/26). DiNapoli saw his first regular season action as a Cowboy in the season opener against Atlanta (9/7). He replaced Lehr in the second quarter and helped the Cowboys roll up 125 yards of total offense in the period. The next week at the N.Y. Giants (9/15), he again saw extensive action in the second quarter of the win. While again entering the game in the second quarter of the Cowboys win at the N.Y. Jets (9/28), DiNapoli played a role in the club's 80-yard touchdown drive to close out the first half. In the 24-7 win over the Cardinals (10/5), he worked into the lineup at center late in the first quarter and saw considerable action the rest of the way as the offensive line allowed just one sack in 32 pass plays, and the Cowboys picked up 365 total yards of offense. In the key win over Philadelphia (10/12), DiNapoli worked at center in the second and fourth quarters. The pass protection allowed just one sack in 27 pass plays, and the club rushed for 119 yards on the day. At Detroit (10/19), the Dallas line gave up just one sack in 28 pass plays while the running game picked up 134 yards and helped Dallas control the clock for 37:21. DiNapoli suffered a high right ankle sprain early in the second quarter of the following week's loss at Tampa Bay (10/26) and was placed on injured reserve three days later.

2002: DiNapoli started all 16 games and two playoff contests at center for the Titans. He was part of a Tennessee offensive line that cleared a path for 1,952 rushing yards while allowing just 21 sacks, the second lowest total in the NFL and the fewest in the Oilers/Titans history since the 1978 unit gave up 17. He was a key part of an offensive line that did not allow a sack in games against Houston (11/10), Pittsburgh (11/17) and at Jacksonville (12/22). In the Titans AFC Divisional Playoff win against Pittsburgh (1/11/03), DiNapoli and the offensive line paved the way for 338 yards of total offense while surrendering just one sack.

2001: DiNapoli played in five games, starting two, at center for the Titans. He saw his first action of the season on special teams in the 27-24 win at Detroit (10/21). DiNapoli moved to right guard and continued seeing playing time on special teams in the win at Cleveland (12/2). He served at left guard and on special teams at Minnesota (12/9) before earning his first start with the Titans at center in place of the injured Kevin Long (right knee). He helped the offense record 167 rushing yards, including a career-high 142 yards by Skip Hicks, against Green Bay (12/16). He started at center again at Oakland (12/22) before moving to left guard in the fourth quarter when Bruce Matthews exited with an injured groin.

2000: After being traded from the Raiders on Aug. 27, DiNapoli did not see any action with the Titans despite being active for four games.

1999: DiNapoli started nine-of-14 games for the Raiders, helping lead the way for more than 100 yards rushing in seven-of-nine starts. He started the first eight games of the season before being sidelined with a rib injury. After returning from the injury, DiNapoli saw time in a reserve role.

1998: After being selected in the fourth round (109th overall) of the NFL Draft by the Raiders, DiNapoli was active for four games but did not see any playing time.

COLLEGE: A four-year letterman at Virginia Tech, DiNapoli earned All-Big East honors after starting every game at guard as a senior for the second consecutive season. DiNapoli settled into the fulltime role



at right guard as a junior after starting the final eight games of his sophomore campaign at that position. He started his collegiate career at left tackle.

PERSONAL: A communications major, DiNapoli was a standout tight end and defensive tackle at Milford, Conn., Academy and Cazenovia, N.Y., High School. He earned first-team all-league honors in his final prep season. He was rated the seventh-best player in the New England region by *SuperPrep*. DiNapoli and wife, Holly, were married in the summer of 2003.



Tony Dixon

Safety

6'1" ★ 213 ★ 6/18/79

Alabama

D-2b for '01 (56th overall)

NFL: 4th Year ★ Cowboys: 4th Year



PLAYERS

GAMES/STARTS (regular season, playoffs): 2001 (8/0), 2002 (16/7), 2003 (16/0, 1/0). Totals - 40/7, 1/0.

PRO: Tony Dixon has been an integral part of the Cowboys' defensive backfield for the last three seasons. Built from the same mold as the club's hard-hitting Darren Woodson, Dixon helps shore up the team's defense against both the pass and run. After a rookie campaign that saw him limited by injuries, Dixon has bounced back to play in 33 consecutive games over the last two seasons. His work in the nickel package and in place of an injured Darren Woodson in 2002 gave him the opportunity to get on the field and show everyone the talent that made him a second round draft choice in 2001. Limited playing time in the secondary in 2003 did not keep him from contributing as he led the team with 20 special teams tackles, giving him a team-high 36 special teams stops over the last two seasons. On top of the physical package he brings to the field, Dixon also has the smarts to handle the added pressure of calling shots in the defensive secondary, having excelled in the classroom and graduated from Alabama in just three and a half years.

2003: While changes in third down defensive philosophy limited Dixon's playing time on defense, he continued to be a special teams standout, leading the team with 20 special teams tackles. His play helped Dallas finish the year ranked sixth in the NFL in opponent's punt return average, limiting them to 6.7 yards-per-return. In the season opener against Atlanta (9/7), Dixon recorded one tackle and tied for the team lead with two special teams tackles as Allen Rossum was limited to a 6.8-yard average on five punt returns. Playing in the club's nickel package at the N.Y. Giants (9/15), he recorded one tackle and broke up a pass. He led the team in special teams stops against Philadelphia (10/12) with three, against Washington (11/2) with two and against Buffalo (11/9) with two. The Cowboys punt coverage unit pinned the Bills inside their own 20-yard line five times. In the Cowboys win over NFC Champion Carolina (11/23), Dixon tied for the team lead with two special teams tackles as the Panthers were limited to two punt returns for -1 yard and five kickoff returns for an 18.4 avg. He was second on the team with three special teams tackles against Miami (11/27), and the Dolphins were limited to a 4.0 average on four punt returns and a 17.8-yard mark on four kickoff returns. In the final home game of the season, he recorded one special teams tackle against the N.Y. Giants (12/21) and helped limit them to a 17.3-yard average on three kickoff returns and a 4.0 average on two punt returns. The punt coverage unit also forced two fair catches and downed two kicks. In his postseason debut, Dixon led the team with two special teams tackles at Carolina (1/3/04). The Panthers were held to 4.3 yards on three punt returns and a 19.7-yard average on three kickoff returns.

2002: Dixon opened the 2002 season as a vital part of the club's nickel package, replacing Darren Woodson (who moved to the slot) at strong safety. In the 10th game of the season, Woodson suffered a season-ending groin injury that forced Dixon into the line-up full-time. He responded to these demands with 49 tackles, two sacks, two passes defended, four quarterback pressures and his first career interception. He was also third on the team with 16 special teams tackles. Dixon suffered a strained hamstring early in the first half against Tennessee (9/15) and did not return. He was back in action the next week at Philadelphia (9/22), recording a tackle and a special teams stop. At St. Louis (9/29), he recorded three key tackles in the nickel package while finishing second on the team with three special teams tackles. His play on the coverage teams helped limit Terrence Wilkins to one yard on three punt returns, along with one fair catch. Dixon came on to record four tackles against the N.Y. Giants (10/6), and his three tackles against Carolina (10/13) helped limit the Panthers to 192 net passing yards. Dixon earned his first NFL start at Arizona (10/20) when the Cardinals opened with three wide receivers. His five tackles against Seattle (10/27) helped limit the Seahawks to 170 net passing yards. At Detroit (11/3), Dixon recorded two tackles, broke up a pass and added a quarterback pressure as the Lions were limited to 96 net yards passing and a 13.0% third-down conversion rate. He was forced into the full glare of the spotlight at Indianapolis (11/17) when he took over at strong safety in the middle of the second quarter



after Woodson suffered a strained groin. Dixon went on to record three tackles on the afternoon. His first career start at strong safety in the standard defensive package came against Jacksonville (11/24), where he went on to record five tackles while helping limit the Jags to 194 net passing yards – including a 9.2 yard-per-catch average and just one pass over 20 yards. Dixon recorded four tackles against Washington (11/28) as the Redskins finished the day throwing four interceptions and generating only 121 second half yards on eight possessions. His first sack of the season came against Philadelphia (12/21), while adding four tackles. Dixon finished the year with one of the best performances of his career, recording a career-high eight tackles at Washington (12/29). He was also involved in forcing three turnovers: recording the first interception of his career with a first quarter pick, and then on back-to-back drives in the third quarter forcing fumbles – one during his sack of Patrick Ramsey – that Dallas recovered.

2001: Dixon entered his rookie season nursing a strained hamstring and was deactivated for the season opener against Tampa Bay (9/9). He saw his first NFL action and recorded two tackles working at safety in nickel packages against San Diego (9/23). He continued to see duty as the club's nickel safety the first half of the season and recorded his first career sack with a take-down of Rich Gannon at Oakland (10/7). He also tied for second on the team with two special teams tackles against the Raiders. While covering the second half kickoff at the N.Y. Giants (11/4), Dixon suffered a high ankle sprain in his left leg. The injury forced him to the sidelines for the next five weeks. He returned to practice during the week leading up to the Seattle (12/19) contest but was inactive for that game as well as the following week at Arizona (12/23). Dixon returned to action on special teams against San Francisco (12/30), and then he was back on the field in nickel packages in the season-finale at Detroit (1/6/02).

COLLEGE: A three-year starter at safety for the Crimson Tide, Dixon finished his career with 252 stops. He finished third on the team with 90 tackles and added two interceptions as a senior free safety. Dixon split time between strong and free safety during his junior campaign, starting the first five games of the year at free before moving to strong. He went on to finish the year second on the squad with 65 tackles for an Alabama team that went 10-3 and captured the SEC title. He saved his best game for the biggest stage, forcing a fumble and contributing a season-high 13 tackles against Florida in Alabama's 34-7 SEC title game win. Dixon moved into the starting lineup at strong safety as a sophomore. He led the secondary and was third on the team with 75 tackles.

PERSONAL: Dixon graduated from Alabama with a degree in business management in December 2000. As a junior at Alabama, he was one of 300 student-athletes from around the nation selected to participate in the third annual NCAA Foundation Leadership Conference. Dixon was a four-year starter, lettering in football, basketball and baseball at Pickens County High School in Reform, Ala., earning all-state gridiron honors as a senior. He played both ways for the Tornadoes, rushing for 1,450 yards and 18 touchdowns, passing for two touchdowns and catching another score as a receiver. On defense, he had six sacks, four interceptions and two fumble recoveries. As a junior, he rushed for 1,286 yards and 17 touchdowns while recording 115 tackles and six interceptions on defense – three of which he returned for touchdowns. Dixon earned an advanced diploma and finished fourth in his graduating class. He also became the first athlete from Pickens County High School to sign a Division I scholarship. Off the field, Dixon was the school's Boys' State representative and also served as president and vice president of the student council. As a rookie, Dixon was a member of the Cowboys inaugural "Rookie Club," a program designed to introduce rookies to community service. Throughout the 2001 season, the rookies made visits to and spent time with children at Children's Medical Center of Dallas, Oak Cliff Boys and Girls Clubs, The Salvation Army and its' Christmas Distribution Center. Since his rookie season, Dixon has committed himself to volunteering in the Dallas-Ft. Worth community. He has participated in the Plano Komen Race For the Cure, served as a guest speaker at the Rockwall United Way campaign kickoff event, the Oak Cliff Boys and Girls Club's Youth Summit and at the 2003 Arlington Silver Eagle Boys Scouts Longhorn Council Annual Fundraising Luncheon. Dixon also served dinner and interacted with families at the Dallas Ronald McDonald House, served as a football coach at the club's annual United Way Hometown Huddle event for over 100 underprivileged youth and attended the Daryl Johnston hosted MDA Muscle Team Bash as a celebrity guest. Dixon interacted with and encouraged students at Lewisville High School during the spring of 2003, and he participated in the Spina Bifida Association annual Bowl-a-thon fundraiser this past offseason. He also annually participates in the team's support of The Salvation Army Angel Tree program, which provides clothing and toys to needy children and their families.

DIXON'S COWBOYS TOTALS

CAREER TOTALS											
Year	Tackles			Sacks	Tkl/ Loss	QB Press.	Passes Def.	For. Fum.	Special Teams		
	Solo	Asst.	Tot.						Solo	Asst.	Tot.
2001	3	2	5	1.0 (-2)	0(0)	0	1	0	5	2	7
2002	26	23	49	2.0 (-16)	0(0)	4	2	2	10	6	16
2003	0	2	2	0.0 (0)	0(0)	0	3	0	11	9	20
Totals	29	27	56	3.0 (-18)	0(0)	4	6	2	26	17	43
Playoffs											
2003	0	0	0	0.0 (0)	0(0)	0	0	0	2	0	2
Interceptions											
Year	No.	Yds.	Avg.	Long	TD	Single-Game Bests					
2002	1	0	0.0	0	0	Tackles – 8 @ Washington (12/29/02) Forced Fumbles – 2 @ Washington (12/29/02)					



Greg Ellis

Defensive End

6'6" ★ 277 ★ 8/14/75

North Carolina

D-1 for '98 (8th overall)

NFL: 7th Year ★ Cowboys: 7th Year



PLAYERS

GAMES/STARTS (regular season, playoffs): 1998 (16/16, 1/1), 1999 (13/13), 2000 (16/16), 2001 (16/16), 2002 (15/15), 2003 (16/16, 1/1). Total – 92/92, 2/2.

PRO: Greg Ellis has overcome the pressure and expectations of being the Cowboys highest NFL Draft pick (eighth overall) since Russell Maryland was taken with the first overall pick in 1991, as well as the physical demands of returning from a major injury in 2000, to rise to the top of his profession and become one of the games top all-around defensive ends. In his six NFL seasons, he has led the team in sacks four times and four times led all Dallas defensive linemen in tackles. Having had his 1999 season cut short when he fractured the tibia and fibula in his left leg, Ellis fought through the pain and rehabilitation that accompanied having a titanium rod inserted into the leg. By the end of the 2000 season, he had re-emerged as one of the top defensive ends in the game, proving his worth to the club both on and off the field. On the field, he led the club's defensive linemen with a then career-high 77 tackles on and off the field he was named by teammates as the recipient of the Ed Block courage award for overcoming his injuries. Ellis has continued to firmly establish himself as one of the team's true leaders with a level of consistency and production that showcases his versatility, durability and unselfishness, playing both defensive end positions and tackle in some pass rushing situations. Ellis efficiently produces the type of all-around game that makes him one of the league's most complete linemen.

2003: Ellis put together another productive season in helping the Dallas defense finish the season as the league's top ranked unit, surrendering only 253.5 yards-per-game – including only 89.1 yards on the ground (third in NFL) and 164.4 yards through the air (first in NFL). He led the team for the third straight year with a career-high 8.0 sacks, the most by a Cowboys defender since Tony Tolbert had 12.0 in 1996. His string of three consecutive seasons leading the team in sacks is the longest such streak since Harvey Martin led the Cowboys four straight years from 1974-77. Ellis also finished with 48 tackles, 19 pressures, eight pass deflections, four tackles for losses and four forced fumbles. He kicked off the season by leading all linemen with six tackles while adding two pressures and a stop for a loss as the Falcons (9/7) were limited to a 3.3 yard-per-carry average. In the Cowboys come-from-behind, overtime victory at the N.Y. Giants (9/15), he finished second on the team with five tackles, batted down a career-high three passes, posted four pressures and added half a sack. He also forced a Tiki Barber fumble and forced Kerry Collins into an interception that Al Singleton returned 41 yards for a touchdown. Ellis helped limit the N.Y. Jets (9/28) to 66 rushing yards on 26 carries (2.5 avg.) with two tackles. He then registered a tackle and a stop behind the line against Arizona (10/5) in helping hold the Cardinals to 151 total offensive yards. He recorded three tackles, a sack and a pass deflection against Philadelphia (10/12) before totaling two stops and two pressures at Detroit (10/19) in helping limit the Lions to 157 total yards. At Tampa Bay (10/26), he was third on the squad with six tackles while posting a sack that forced a fumble. Against Buffalo (11/9), he teamed with Eric Ogbogu on a sack of Drew Bledsoe, forcing a fumble on the play to end a potential Bills scoring drive. Ellis also added a tackle for a four-yard loss on a screen pass and had two pressures in helping limit the Bills to 185 total yards, including just 58 on seven second half possessions. He registered his fourth sack of the season at New England (11/16). Ellis recorded four stops against Miami (11/27) on Thanksgiving Day then tallied his fifth sack of the season at Philadelphia (12/7). He recorded three tackles, a pass deflection and half a sack at Washington (12/14) while helping limit the Redskins to 161 total yards. Against the N.Y. Giants (12/21), he posted his first multi-sack game of the season (two), tied his season-high with four pressures and forced a fumble in helping limit the Giants to just 54 rushing yards on 22 carries (2.5 avg.). He finished the regular season at New Orleans (12/28) third on the team with a season-high seven stops while adding half a sack. The Saints game marked the fourth consecutive game in which he recorded at least half a sack, the longest such streak by a Dallas defender since Jim Jeffcoat put together a string of five straight games in 1992. Ellis's work against New Orleans helped limit Deuce McAllister – the NFC's second leading rusher – to just 49 yards on 21 carries (2.3 avg.). In the Cowboys wild card playoff loss at Carolina (1/3/04), Ellis led all defensive linemen with five tackles – including one for a loss – while recording the team's only sack.

2002: As the team has come to expect, Ellis led all linemen and was fourth on the team with a career-high 87 tackles, topping his previous best of 83 from the year before. He led the team and tied for 16th in the NFC with 7.5 sacks. He also led the team with a career-high 30 quarterback pressures. Ellis opened the season with a bang, recording at least half a sack in each of the first four games of the season. He led all defensive linemen with five tackles and three quarterback pressures at Houston (9/8). He also added half a sack and deflected a fourth quarter pass that La'Roi Glover intercepted. The following week against



Tennessee (9/15), he posted a career-high tying two sacks and tied for the team lead among linemen with six tackles while leading the team with three quarterback pressures. His play on the line helped limit Eddie George to a 3.4 yard-per-carry average. Ellis had one of the most dominating games of his career pressuring the quarterback at Philadelphia (9/22), finishing with his second straight two-sack game, as well as a career-high tying six pressures. He also broke up a pass at the line and forced a fumble. It was the first time a Cowboys' player has posted back-to-back multiple sack games since Tony Tolbert in Weeks 5-6 in 1996. At St. Louis (9/29), he recorded two of the biggest plays of the game. On the Rams final drive, Ellis recorded the club's only sack of the day on a third-and-three play at the Dallas 25-yard line. His six-yard sack forced the Rams to attempt a 49-yard field goal that hit the right upright, giving Dallas the ball for its game-winning field goal. In the first quarter, he ended a Rams drive with his second career interception, picking off a Kurt Warner pass. Dallas drove to its only touchdown of the day following the interception. Ellis finished the day with three tackles, a sack, two pressures and an interception. He then led all linemen with five tackles at the N.Y. Giants (10/6) but did not record a sack, ending his string of consecutive games with a sack at four. Against Carolina (10/13), he again led all linemen with eight tackles. For the third straight game, he was at the top of the linemen tackle totals with seven at Arizona (10/20). Ellis recorded five tackles while helping limit Shaun Alexander to a 2.5 yards-per-carry average on 23 carries (58 yards) against Seattle (10/27). He began experiencing headaches from a concussion suffered against Arizona following the Seattle game and was inactive at Detroit (11/3). He returned to the starting lineup at Indianapolis (11/17) and led all linemen with nine tackles. Against Jacksonville (11/24), he led the entire team with a season-high 10 tackles and recorded his first sack since Week 4. He also added five quarterback pressures and a tackle for a loss. Ellis was second among defensive linemen with five tackles against Washington (11/28) and also had a tackle for a loss as the Cowboys held Stephen Davis to 51 yards on 20 carries (2.6 avg.). For the game, the defense allowed just 121 second half yards on eight Redskins' possessions. The following week against San Francisco (12/8), Ellis tied for the team lead among defensive linemen with eight tackles while recording the club's only sack of the game. Ellis was again atop the line tackle chart with six stops at the N.Y. Giants (12/15). In the season finale at Washington (12/29), Ellis tied for the lead among linemen with five tackles.

2001: As a key contributor to the Cowboys dramatic turnaround on defense, Ellis led Dallas in sacks (six), quarterback pressures (26) and forced fumbles (four). While starting all 16 games at left end, he led all defensive linemen in tackles with 83 (fourth on the team), and he was third on the team in tackles for losses (seven for minus 12 yards). Ellis's efforts helped the Cowboys defense rank fourth in the NFL, allowing an average of just 287.4 yards-per-game. In 2001, Dallas allowed 1,710 rushing yards, a figure that was 927 fewer yards than the club allowed during the 2000 season. Those numbers represented the largest turnaround by any defensive unit in the NFL in 2001. In the season opening loss to Tampa Bay (9/9), Ellis led all Dallas defensive linemen with nine stops while posting one of Dallas's two sacks. Against San Diego (9/23), he recorded four tackles, including one for a loss, in helping limit LaDainian Tomlinson to a 3.3-yard average on 27 carries. The following week at Philadelphia (9/30), Ellis was extremely active, contributing a career-high six quarterback pressures and two pass deflections. In the Monday night win over Washington (10/15), Ellis recorded five tackles and his second sack of the year while helping limit the Redskins to 226 total yards. His biggest play of the game came with 2:39 remaining when he recovered a Stephen Davis fumble at the Cowboys 33-yard line to set Dallas up for its game-winning field goal drive. In the win over Arizona (10/28), he led all defensive linemen with seven tackles while helping limit the Cardinals to 75 rushing yards. Ellis also added a tackle for a loss, three quarterback pressures and batted down two passes against the Cardinals. He turned in another outstanding performance at New York (11/4), leading all defensive linemen with eight tackles while also recording his third sack of the season and forcing a fumble on the play. In Atlanta (11/11), Ellis was second on the team in tackles with seven, and he turned in his first multi-sack game of the season with two, as the Falcons were limited to 201 total yards. In the loss to Philadelphia (11/18), Ellis led the team with three quarterback pressures, as the Eagles were limited to 227 total yards - 100 yards below their season average. On the ground, the Eagles averaged 2.8-yards-per-carry on 35 attempts. On Thanksgiving Day against Denver (11/22), Ellis led all defensive linemen with six tackles as the Broncos were limited to 3.1 yards-per-carry. In Dallas's 20-14 win at Washington (12/2), Ellis again led all Cowboys linemen in tackles with seven. Stephen Davis, the NFC's third leading rusher entering the game, was held to 53 yards on 17 carries (3.1 avg.). Ellis registered his sixth sack of the year in the win over the N.Y. Giants (12/9), while leading all defensive linemen with six tackles. His sack was a fourth quarter takedown of Kerry Collins that also forced a fumble. Ellis also forced Collins into two bad throws with pressures and helped limit the Giants to 73 yards of total offense on their final eight possessions. At Seattle (12/16), he suffered a sprained right knee mid-way through the first quarter but returned to action in the second quarter and recorded four tackles, a tackle for a loss and a quarterback pressure while helping hold the Seahawks to 139 net passing yards. In the Cowboys upset win over playoff bound San Francisco (12/30), he registered three tackles, two quarterback pressures and recovered a fumble. Ellis played a key role in Dallas being able to limit the NFL's second ranked 49er running game (146-yards-per-game at the time) to 56 yards.

2000: After two years patrolling the left end of the Dallas defensive line, Ellis switched to the right side in 2000 to take pressure off his injured left leg. He went on to lead all defensive linemen with 77 tackles, while tying for the team lead with seven tackles for losses and two fumble recoveries. He also finished second on the team with 13 quarterback pressures. After working into camp slowly, Ellis returned to full action for the final two preseason games. In the season opener against Philadelphia (9/3), he led all defensive linemen with eight tackles and a tackle for a loss in his first regular season action since suffering the leg fracture. He recovered a fumble at Arizona (9/10), and then at Washington (9/18), he recorded his first sack



of the season on the game's final play to preserve the Monday night win. He also recovered a Redskins fumble in the second quarter to set up a Dallas touchdown. Ellis led all defensive linemen and was third on the team with a career-high 11 tackles against San Francisco (9/24). It was the highest tackle total by a Dallas defensive lineman since Chad Hennings recorded 11 stops against the N.Y. Giants on Dec. 21, 1997. Facing perennial All-Pro Tony Boselli, Ellis put together an admirable day against Jacksonville (10/29) with five tackles, a tackle for a loss and a quarterback pressure. He also forced Boselli into two illegal procedure penalties. On special teams, Ellis blocked his first career field goal, getting his hand on a 49-yard fourth quarter attempt by Mike Hollis. Ellis was second among defensive linemen with nine tackles, including two behind the line, at Philadelphia (11/5) while helping limit the Eagles' running backs to 77 yards on 25 carries (3.1 avg.). His seven tackles against Cincinnati (11/12) led all defensive linemen, and he recorded his second sack of the season with a takedown of Akili Smith, as the Bengals were limited to 195 total yards. Ellis again led all defensive linemen in tackles and was third on the team with nine stops at Baltimore (11/19). With four tackles, a sack and two quarterback pressures against Washington (12/10), Ellis helped limit the Redskins to just 79 rushing yards on the day, a season low for the Dallas defense.

1999: Despite missing the final three regular season games because of a fractured left tibia and fibula, Ellis led the team with 7.5 sacks, the highest sack total by a Dallas player since Tony Tolbert had 12.0 in 1996. Before the injury, he was eighth in the NFC in sacks and was also tied for the team lead with 17 quarterback pressures. He finished the season with 59 tackles, four passes defended and two forced fumbles. Ellis set the tone for the season early, recording five tackles and a career-best two sacks at Washington (9/12) in the season opener. The first sack came with the Redskins at the Dallas four-yard line and forced a fumble that George Teague recovered to end a potential scoring drive. The second sack came on third-and-three on the Redskins opening possession in overtime and forced them to punt. Dallas then took the ball and drove 95-yards for the game-winning score. The next week on Monday Night Football, he recorded his first career interception and touchdown when he picked off a Danny Kanell pass and raced 87-yards for a score against Atlanta (9/20). It was the longest touchdown return of any kind by a defensive lineman in club history until the next game. He also led all defensive linemen with six tackles on the evening. Ellis closed out his season opening burst of big plays against Arizona (10/3) by returning a Jake Plummer fumble 98 yards for a touchdown, the longest fumble return in Cowboys history. In doing so, he became the first Cowboys defensive player since Ray Horton in 1991 (vs. N.Y. Giants, 9/29 and at Green Bay, 10/6) to score a touchdown in back-to-back weeks. Ellis logged four tackles at Philadelphia (10/10) before adding seven tackles and a sack in helping limit the N.Y. Giants (10/18) to 2.5 yards-per-carry. Ellis was third on the team, tops among linemen, with seven tackles at Indianapolis (10/31) while also adding a tackle for a loss and a forced fumble. For the second time in 1999, Ellis recorded a career-high two sacks in a game while also leading all defensive linemen with five tackles at Minnesota (11/8). With a team-high three quarterback pressures against Green Bay (11/14), he helped limit Brett Favre to a 57.1 quarterback rating and the Packers to 40 rushing yards, including 31 yards on 15 attempts (2.1 avg.) by Dorsey Levens. Ellis then logged a season-high eight tackles at Arizona (11/21) to finish second on the team, while adding a sack and three quarterback pressures. On Thanksgiving Day against Miami (11/25), pressure from the defensive front was instrumental in forcing Dan Marino into a career-worst five interceptions. Ellis recorded his final sack of the season at New England (12/5) while adding four tackles, but his season came to an abrupt end the next week against Philadelphia (12/12) when he fractured the tibia and fibula in his left leg in the first quarter. He underwent surgery that night to have a titanium rod inserted into the leg and was placed on injured reserve on Dec. 15. Following the season, he also underwent surgery on Feb. 10, 2000 to have a bone chip removed from his right wrist.

1998: Ellis finished his rookie campaign leading the team with 22 quarterback pressures and all defensive linemen with 63 tackles. He also closed the year with five tackles for losses, five passes defended and three sacks. Since tackle records began being kept in 1979, Ellis became the first Cowboys rookie to lead all defensive linemen on the team in tackles. This effort earned him all-rookie honors from *Football News* and *Football Digest*. Against Arizona (9/6), he became the first rookie to start a season opener at defensive end for Dallas since Bob Lilly in 1961. He finished with two tackles and two quarterback pressures against the Cardinals. He registered five tackles at Denver (9/13) before totaling three tackles and two quarterback pressures at the N.Y. Giants (9/21). He also forced his first career fumble in the fourth quarter and helped limit the Giants to 56 rushing yards. He recorded his first career sack while adding three tackles against Oakland (9/27). He registered a season-high nine tackles and 1.5 sacks against Carolina (10/11) while helping limit the Panthers to 37 rushing yards on 21 carries (1.8 avg.). He had three tackles and helped limit the Bears to 2.5 yards-per-rush at Chicago (10/18). He recorded four tackles and half a sack against the Giants (11/8) before recording two tackles and two pressures while helping limit the Cardinals to 32 rushing yards at Arizona (11/15). He added six tackles and his first career fumble recovery at New Orleans (12/6). He led all defensive linemen with seven tackles and four pressures against Philadelphia (12/20), and he registered four tackles and two tackles for losses in the season finale against Washington (12/27). In his first postseason action against Arizona (1/29/99), he led all defensive linemen with eight tackles.

COLLEGE: With 32.5 career sacks, Ellis left North Carolina as the school's all-time sack leader, the same school that produced NFL Hall of Famer Lawrence Taylor. As a senior, Ellis earned All-America honors, was a finalist for the Lombardi Award and an All-ACC selection for the third straight season after collecting 87 tackles, nine sacks and 32 quarterback pressures. As a junior, Ellis was named second-team All-America by *The Sporting News* and first-team All-ACC after closing the season with 62 tackles, a school record 38 quarterback pressures and 12.5 sacks, the second most sacks in a season behind Taylor's 16 in 1979. In 1995, Ellis became the first Tar Heel sophomore to be named first-team All-ACC since Reuben



Davis in 1985. Ellis was also named honorable mention All-America by UPI while recording 71 tackles and seven sacks. As a back-up defensive end during his redshirt freshman year, Ellis ranked second on the team with four sacks.

PERSONAL: Gregory Lemont Ellis was an all-state selection as a tight end and defensive end at East Wake High School in Wendell, N.C. During his high school career, he intercepted five passes and returned all of them for touchdowns. He also blocked four punts and returned two of them for scores. An outstanding basketball player, Ellis was selected to play in the North Carolina East/West Shrine Game. *The Greensboro News and Observer* voted him the Male High School Athlete of the Year in 1993. Ellis enjoys spending time with the children at Happy Hill Farm and supporting their program that houses and educates abused and neglected children. Annually, he provides season tickets for the children from Happy Hill Farm to attend Cowboys home football games. Ellis has also served as a celebrity model escort for the annual Children's Cancer Fund Fashion Show, provided clothing and toys for needy children during the holidays for The Salvation Army Angel Tree Program, served as honorary chairman for the Crossroads Interfaith Housing Program in 2001 & 2002 and served as a celebrity guest reader for the Cowboys 2001 and 2002 Kick Off To School Reading night events hosted at the club's training camp site. Ellis received his degree in communications studies at UNC, where he was also a member of the junior varsity basketball team as a sophomore. Ellis's wife, Tangie, was his high school sweetheart. The couple has a daughter, Tyann (1/17/00), and son, Germiah Gregory (5/29/03).

ELLIS' COWBOYS TOTALS

Year	Solo	Tackles Ast.	Tot.	Sacks	Tk/ Loss	QB Press.	Passes Def.	For. Fum.	Blk Kick
1998	38	25	63	3.0(-16)	5(-14)	22	5	1	0
1999	40	19	59	7.5(-44)	2(-8)	17	3	2	0
2000	44	33	77	3.0(-30)	7(-16)	13	1	0	1
2001	46	37	83	6.0(-9)	7(-12)	26	7	4	0
2002	48	39	87	7.5(-35)	2(-5)	30	5	1	0
2003	34	14	48	8.0(-57)	4(-9)	19	8	4	0
Totals	250	167	417	35.0(-191)	27(-62)	127	29	12	1
Playoffs									
1998	2	6	8	0.0(0)	0(0)	1	0	0	0
2003	4	1	5	1.0(0)	1(-1)	0	1	0	0
Totals	6	7	13	1.0(0)	1(-1)	1	1	0	0

Year	No.	Pass Int.	Int. Avg.	Long	TD
1999	1	87	87.0	87	1
2002	1	0	0.0	0	0
Total	2	87	43.5	87	1

Single-Game Bests

Tackles – 11 vs. San Francisco, 9/24/00
QB pressures – 6 @ Phila., 9/30/01 and @ Phila., 9/22/02
Passes defended – 3 @ N.Y. Giants, 9/15/03
Sacks – 2.0 six times, last vs. N.Y. Giants, 12/21/03
Tackles for losses – 2 three times, last @ N.Y. Giants, 11/4/01

Year	No.	Opponent's Fumbles	Recovered Avg.	Long	TD
1998	1	2	2.0	2	0
1999	1	98	98.0	98	1
2000	2	0	0.0	0	0
2001	2	0	0.0	0	0
Total	6	100	16.7	98	1



Terry Glenn

Wide Receiver

5'11" ★ 195 ★ 7/23/74

Ohio State

Trade (Green Bay) for '03

NFL: 9th Year ★ Cowboys: 2nd Year



GAMES/STARTS (regular season, playoffs): 1996 (15/15, 3/3-NE), 1997 (9/9, 2/2-NE), 1998 (10/9-NE), 1999 (14/13-NE), 2000 (16/16-NE), 2001 (4/1-NE), 2002 (15/14, 1/1-GB), 2003 16/15, 1/1. Total – 99/92, 7/7 (Dallas – 16/15, 1/1).

PRO: An explosive and fluid athlete, Terry Glenn brought his top-flight receiving skills to the Dallas Cowboys after being acquired from the Green Bay Packers for a sixth-round choice (traded to San Francisco – Andy Lee) on Feb. 28, 2003. In reuniting with Bill Parcells, Glenn's head coach when he was first drafted by the New England Patriots in 1996, Glenn provided an immediate impact on the 2003 Dallas offense – leading the team in receiving yards and touchdown receptions. With sure hands, solid speed and durability, Glenn upgraded the Cowboys passing game as both a deep threat and an intermediate route runner who knows how to pick up a first down. Glenn surpassed significant career plateaus in 2003, moving beyond the 6,000 receiving yards barrier and eclipsing the 400 career receptions mark. He also caught three touchdown passes in a game for the first time in his NFL career. Originally taken in the first round



(seventh overall) by New England in the 1996 NFL Draft, he went on to earn all-rookie honors with an NFL rookie record 90 receptions. Glenn would go on to finish his career in New England ranked fifth all-time in receptions and fourth in receiving yards in club annals as well as earning Pro Bowl honors in 1999. In 99 career games, Glenn has amassed 437 receptions for 6,240 yards and 29 touchdowns. He has notched 16 career 100-yard receiving games, including five contests of 148-or-more yards, with a career-high output of 214 (Cleveland, Oct. 3, 1999). With the addition of Keyshawn Johnson to the Dallas roster in 2004, Glenn will team with a fellow veteran performer to give the Cowboys a tandem of wide receivers who boast combined totals of 1,040 career receptions for 14,176 yards and 77 touchdowns.

2003: After being acquired by the Cowboys in an off-season trade with Green Bay, Glenn led the team in receiving yards (754), a total that ranked 15th in the NFC. He was second on the team in receptions with 52 (tied for 24th in the NFC), the sixth 50-reception season in his eight years in the NFL. He also tied for the club lead in touchdowns with five. He finished the year with two 100-yard receiving games, and 37 of his 52 catches picked up a first down, including a team-high tying 11 on third down. Glenn was one of the Cowboys offensive heroes in the win at the N.Y. Giants (9/15), recording season highs for catches (eight) and receiving yards (113) while keeping the Giants' secondary off balance throughout the night. Six of his eight catches went for first downs, including two on third down (the last of those on the game-winning drive in overtime). He also drew an 18-yard pass interference penalty by the Giants on a third-down. He was the leading receiver in the win over Arizona (10/5) with four catches for 104 yards while also catching his first touchdown pass as a Cowboy on a 51-yard flea-flicker from Quincy Carter. Three of his four catches against the Cardinals went for over 20 yards and gave Dallas a first down. He also had a four-yard run on his first carry as a Cowboy. In the win over Philadelphia (10/12), Glenn led the team with five catches for 41 yards. His third catch of the day was the 400th of his career. At Detroit (10/19), Glenn registered his first career multiple-touchdown reception game with three scoring catches. In doing so, he became the 12th player in club history to record three scoring catches in a game. His first three receptions were for 20-, 19- and eight-yard scores in a 10-minute span of the late first and early second quarters. He finished the day with a team-high six receptions for 75 yards. The last Dallas receiver with three touchdown catches in a game was Michael Irvin against Arizona on Sept. 20, 1992. At Tampa Bay (10/26), Glenn led all Dallas receivers with three catches for 26 yards. In the win over Washington (11/2), he led all receivers with six catches for 73 yards. He also had the longest gain of his career on a running play with a 47-yard reverse that helped the Cowboys run out the clock and secure the victory. Against Buffalo (11/9), he threw an incomplete pass on his first career passing attempt. In the win over Carolina (11/23), he caught five passes for a team-high 74 yards. In the Panthers' game, he moved past the 6,000-yard mark for career receiving yards. In the loss to Miami (11/27), he led both teams in receiving yards with 97 on four catches. Nearly half of those yards came on a 45-yard hook-up from Carter. In Dallas's playoff clinching victory over the N.Y. Giants (12/21), Glenn caught a team-high five passes for 64 yards, all resulting in first downs. He closed out the season with two receptions for 42 yards at New Orleans (12/28). In postseason play, Glenn caught four passes for 38 yards at Carolina (1/3/04) in a wild card playoff game.

2002: Glenn became the Packers' starter at flanker following his March 11 trade from New England. He was acquired in exchange for Green Bay's fourth-round selection in the 2002 NFL Draft (Jarvis Green) and a conditional fourth-round choice in 2003 (later traded to Denver - Bryant McNeal). He went on to finish third among Green Bay receivers with 56 catches (for 817 yards and two touchdowns). Of his 56 receptions, 43 were for a first down (76.8%) - the third-best percentage in the NFC, behind the Cardinals' David Boston (87.5%) and the Seahawks' Bobby Engram (86.0%). Glenn was hampered by a pair of knee injuries during training camp, hyper-extending his right knee in practice on July 29 and then spraining the medial collateral ligament in his left knee on Aug. 7. The injuries kept him out of two weeks of practice. In his Packers debut, he pulled in a 42-yard pass on the opening play of the second half against Atlanta (9/8), jump-starting a scoring drive that pulled Green Bay to within 21-20 in the Packers 37-34 overtime victory. He finished the game with two receptions for 60 yards. At New Orleans (9/15), Glenn caught a game-high nine passes for 81 yards, including a leaping 14-yard touchdown grab just before halftime for his initial touchdown wearing the Green and Gold. He totaled four catches for 55 yards, including three third-down receptions that he converted into first downs, at Detroit (9/22). Bothered by post-traumatic migraine headaches that kept him out of practice except for Saturday, he still played the first half of the win over Carolina (9/29) as the club's third receiver, making a nifty 17-yard grab along the right sideline before he was unable to continue after halftime. Glenn was subsequently able to effectively address the situation with medication. Glenn enjoyed his first 100-yard receiving effort with the Packers at Chicago (10/7), making a team-high eight catches for 154 yards (his top yardage performance since having a career-best 214 yards on Oct. 3, 1999 at Cleveland), passing the 5,000-yard plateau for career receiving yards in the process. In his return to New England (10/13), Glenn recorded three receptions for 19 yards. He had a terrific 46-yard catch-and-run to the one-yard line just before halftime of the win over Detroit (11/10). The play was initially ruled a touchdown after he dove into the end zone, but replay review ruled him down just shy of the goal line. He finished the day with three catches for 82 yards. The following week at Minnesota (11/17), he got a downfield block on the Vikings' Corey Chavous to help finish off Driver's 84-touchdown reception, along with contributing four catches for 61 yards. Glenn tied for the team lead with four receptions for 61 yards at Tampa Bay (11/24). He had a pair of diving grabs in the rematch with Chicago (12/1), including a 23-yarder during the Packers' 90-yard drive for a go-ahead field goal (16-14) in the eventual 30-20 win. Late in the second half against the Bears, he suffered a bruised tailbone, causing him to be inactive the next week against Minnesota (12/8). Glenn returned to the lineup at San Francisco (12/15), catching three passes for 46 yards, including a key 22-yarder to help set up a touchdown on the Packers' opening drive of the second half. Glenn filled the void when Donald Driver left the game at the N.Y. Jets (12/29) early in the sec-



ond quarter due to a shoulder injury, catching a team-high five passes for 76 yards – including a laser-like, 14-yard touchdown throw from Brett Favre just before halftime to pull Green Bay to within 14-10. Glenn recorded one catch for 11 yards in the wild card game against Atlanta (1/4/03) before leaving the game at halftime due to a mild concussion.

2001: Glenn played in four games, with one start, in his final season in New England. Of the remaining 12 games, he was inactive for seven, served an NFL suspension for four and a team suspension for one. He finished the season with 14 receptions for 204 yards and a touchdown. Glenn made his 2001 debut against San Diego (10/14) after serving a four-game league suspension and notched a season-high seven receptions for 110 yards and a score. After suffering a hamstring injury in practice the following week, he was inactive Weeks 6-11 and then placed under a team suspension for the contest at the N.Y. Jets (12/2). He returned to action against Cleveland (12/9) and had four receptions for 67 yards, moving into fifth place on New England's all-time receiving yardage list. He added three receptions at Buffalo (12/16), including a 19-yarder that contributed to a field-goal scoring drive. He saw action against Miami (12/22) but was then inactive for the season finale at Carolina (1/6/02). During the Patriots' postseason run to the Super Bowl title, Glenn was under a team suspension.

2000: Glenn started all 16 games for the first time in his career and finished with 79 receptions for 963 yards and six touchdowns. He finished 10th in the AFC in both receptions and yards. He also added four rushes for 39 yards. Glenn opened the season with a 39-yard touchdown reception among his four catches for 56 yards against Tampa Bay (9/3). The following week at the N.Y. Jets (9/11), he led the team with 81 receiving yards on six catches. He pulled in a game-high eight throws, including an eight-yard touchdown, for 69 yards against Minnesota (9/17) and again led the team with five receptions for 65 yards at Miami (9/24). In back-to-back games at Denver (10/1) and against Indianapolis (10/8), Glenn hauled in scoring passes. With an 11-yard reception against Buffalo (11/5), Glenn became just the sixth Patriot to go over the 4,000 receiving yard mark for his career. Against Cincinnati (11/19), he registered a season-high 11 catches for 129 yards. In New England's 30-24 victory over Kansas City (12/4), Glenn broke free on a 35-yard rush. He shared team high honors in receptions (five) and led the club in receiving yards (63) at Chicago (12/10), registering a touchdown in the process. His key 16-yard reception in overtime helped the club to a 13-10 victory at Buffalo (12/17), and he finished the day with a team-leading six catches for 70 yards. Glenn had a touchdown reception among his two catches against Miami (12/24).

1999: With a career-high 1,147 receiving yards on a team-leading 69 receptions, Glenn had one of the most outstanding seasons of his career despite missing two games. He posted a 16.6 yard-per-catch average and was selected as a Pro Bowl alternate – later taking part in the all-star contest when Tim Brown withdrew due to injury. Nine times during the season he led the club in receptions and eight times he led the team in receiving yards. Glenn started the season averaging 7.4 receptions for more than 127 yards-per-game through the first five contests. He opened the season with two key receptions on the game-winning scoring drive in a 30-28 victory over the N.Y. Jets (9/12), part of a seven-reception, 113-yard effort. The following week against Indianapolis (9/19), he led the team with seven receptions for 122 yards. He hauled in a crucial, 18-yard pass to convert a third down on the drive that resulted in a game-winning, 41-yard field goal in a 16-14 victory over the N.Y. Giants (9/26) and finished with five receptions for 95 yards in the contest. Glenn authored his signature game at Cleveland (10/3) when he set club records with 13 receptions for 214 yards, including 11 receptions for 145 yards by halftime. His 214-yard output was the NFL's highest since the Rams' Isaac Bruce registered 233 yards two years earlier (Nov. 2, 1997). The next week at Kansas City (10/10), he hauled in a 49-yard touchdown among his five receptions for 92 yards. His five-game streak to start the season came to a halt against Miami (10/17) when he did not record a catch, just the third such game of his career. Glenn bounced back the next week in the win over Denver (10/24) with two receptions, including a 67-yarder, for 80 yards. He registered a 36-yard touchdown among his four receptions for 63 yards at Arizona (10/31). Glenn posted a 45-yard touchdown among his three catches for 69 yards at Buffalo (11/28) despite not starting. He then notched a game-high 148 yards on nine receptions, including a 52-yarder, at Indianapolis (12/12). Glenn was then inactive for the club's final two contests against Buffalo (12/26) because of illness, and then against Baltimore (1/2/00) due to a team suspension.

1998: Glenn posted a team-leading 792 yards on 50 receptions despite playing in just 10 games, missing four games with a hamstring injury and then finishing the season on injured reserve with a broken ankle. Glenn earned "Player of the Game" honors with 102 yards on just four receptions (25.5 avg.) against Tennessee (9/20), including a 51-yard touchdown grab. He topped the 100-yard mark again the ensuing week with 105 yards on four catches in a 30-27 win at New Orleans (10/4). Glenn led the team with seven receptions for 78 yards in the win over the Chiefs (10/11). After suffering a pulled hamstring against the N.Y. Jets (10/19), he missed the next four games. He returned to register seven receptions for 66 yards in a 26-23 victory over Miami (11/23) and then went over the 100-yard mark (104 on eight receptions) against Buffalo (11/29). His fourth 100-yard game of the season came at Pittsburgh (12/6) when Glenn had a season-high 193 yards on nine receptions. His totals included a career long 86-yard touchdown grab. His season came to an end the following week at St. Louis (12/13), when he suffered a broken ankle that would land him on injured reserve Dec. 18.

1997: Glenn's sophomore season was marred by injury and limited to just nine games. He was inactive for six contests due to injury and suited up, but did not play, in a seventh. He was able to start both playoff contests for New England. He finished the season with 27 receptions for 431 yards and two touchdowns. He had three receptions for 74 yards in the season opener against San Diego (8/31), but suffered an ankle injury that forced him to miss the next two games. He returned to the lineup for a Week 4 matchup against Chicago (9/21), but left after the first series without making a reception. The following week at



Denver (10/6), he made two receptions. On the Monday night stage against Green Bay (10/27), Glenn hauled in seven passes for a season-high 163 yards, including 50- and 49-yard receptions. Despite being poked in the eye at Minnesota (11/2), Glenn returned to the contest in the fourth quarter with a protective shield on his helmet and finished the game with five receptions for 45 yards and a touchdown. He had three receptions for 59 yards at Buffalo (11/9) but had to leave the contest with a hamstring injury. He subsequently sat out the next five games before returning to the lineup at Miami (12/12), but aggravated the injury early in the contest and did not finish. He led the team with four catches for 57 yards in the AFC Wild Card playoff win over Miami (12/28). Glenn contributed postseason career-bests with five receptions for 96 yards in the following week's divisional playoff game at Pittsburgh (1/3/98) before suffering a broken collarbone that ended his season.

1996: Glenn exploded onto the scene as a rookie, finishing the season with an NFL rookie-record and team-leading 90 receptions for 1,132 yards and six touchdowns. His 90 catches ranked second in the AFC, seventh in the NFL, and was the second best single-season total in club history (96 by Ben Coates in 1994). He went on to earn AFC Rookie of the Year honors from United Press International, was an All-Pro selection by *USA Today*, was named to the All-Rookie team of *Pro Football Weekly/Pro Football Writers of America*, was runner-up to Eddie George for Associated Press Rookie of the Year honors, was an All-AFC selection by UPI and was the second alternate for the 1997 Pro Bowl. Glenn missed most of training camp and the season opener at Miami (9/1) with a strained hamstring suffered in practice July 31. After missing the season opener, Glenn went on to start the next 18 games, including postseason, and led the team in receptions and receiving yards in nine-of-15 regular season games. He also posted two 100-yard outings. Glenn made his first NFL start at Buffalo (9/8) and finished with six receptions for 76 yards and a touchdown. In that game, he recorded his first career reception (nine yards from Drew Bledsoe) and first career receiving touchdown (a 37-yard strike from Bledsoe). He tied for the team lead with six catches for 89 yards in a 28-25 overtime victory against Jacksonville (9/22), including a 32-yard reception that set up the game-winning field goal. Glenn posted a season-high 10 receptions for 112 yards against Miami (11/3) and collected his third touchdown of the year and rushed for 26 yards on an end-around in a 31-27 win over the N.Y. Jets (11/10). He had to leave the game against Denver (11/17) with a concussion, but he returned the following week to post a game-high seven receptions for 82 yards and a touchdown against Indianapolis (11/24). In the season finale at the N.Y. Giants (12/21), he had a game-high eight receptions for a season-high 124 yards and a touchdown. Glenn paced the Patriots in the playoffs with 12 receptions for 164 yards. He hauled in a postseason career-best 53-yard reception to set up a two-yard Curtis Martin touchdown run in the divisional playoffs against Pittsburgh (1/5/97) and had a team-high five receptions for 33 yards in the AFC Championship victory over Jacksonville (1/12/97). In Super Bowl XXXI against Green Bay (1/26/97), Glenn recorded four receptions for 62 yards, including a memorable, diving grab of 44 yards to set up a touchdown.

COLLEGE: A three-year letter winner at Ohio State (1993-95), Glenn played in 32 career games with the Buckeyes, making 12 starts, and finished with 79 receptions for 1,677 yards (21.2 avg.) and 17 touchdowns. He also had six career carries for 31 yards and contributed to the return game with 18 kickoff returns for 399 yards (22.2 avg.) and five punt returns for 28 yards (5.6 avg.). He enjoyed a standout season as a junior, his final campaign in Columbus, receiving the Fred Biletnikoff Award, given annually to the country's top wide receiver, and earning All-America recognition. A unanimous All-Big Ten selection, he set school receiving records with 1,411 yards and 17 touchdowns on 64 receptions. Glenn averaged 22.0 yards-per-reception, the highest figure among career Buckeyes with more than 20 catches in a season and started 12 of the Buckeyes' 13 games. His top collegiate game came against Pittsburgh when he set a school record with nine receptions for 253 yards (28.1 avg.) and four touchdowns. He also posted 17 rushing yards, 16 yards on punt returns and 29 yards on a kickoff return to rack up 315 total yards in a 54-14 victory over the Panthers. He saw action in 10 contests as a backup to future NFL pass catchers Joey Galloway and Chris Sanders in 1994, hauling in seven passes for 110 yards. Glenn saw limited action in 10 games during 1993 behind Sanders at flanker and recorded eight catches for 156 yards (19.5 avg.). After redshirting in 1992 as a walk-on – despite scholarship offers from other schools – Glenn earned a scholarship in spring drills.

PERSONAL: Terry Tyree Glenn was born in Columbus, Ohio, and later became a three-year letter winner as a wide receiver and cornerback at Brookhaven High School in Columbus. He served as team co-captain as a senior, finishing with 14 receptions for 416 yards (29.7 avg.) and four touchdowns and earning second-team all-district honors in the process. He also starred as a kick returner, helping the team advance to the playoffs his junior and senior years. Glenn also lettered three years in basketball and track, plus two years in tennis. Glenn grew up admiring Buckeyes football, he sold sodas at Ohio State football games as a youth. Raised by Charles and Mary Henley during his teenage years (they served as legal guardians), the Henley's son, June, was drafted by the Kansas City Chiefs in 1997 after playing running back collegiately at Kansas. In Green Bay, Glenn was active with the local D.A.R.E. program, as well as taping a public service announcement for the American Red Cross. He also participated in the Brett Favre Celebrity Softball Game in June of 2002. While in New England, Glenn was active in a Thanksgiving 'Adopt a Family' program. Since becoming a Dallas Cowboy, Glenn made a surprise Christmas Eve visit to the children at Texas Scottish Rite Hospital with gifts to enjoy during their hospital stay during the holidays. He majored in history while at Ohio State. Glenn has a son, Terry Jr. (5/4/96), and a daughter, Natalie (9/10/02).



TERRY GLENN

GLENN'S NFL TOTALS

Year	No.	Receiving Yds.	Avg.	Long	TD
1996 (N.E.)	90	1,132	12.6	371	6
1997 (N.E.)	27	431	16.0	50	2
1998 (N.E.)	50	792	15.8	861	3
1999 (N.E.)	69	1,147	16.6	67	4
2000 (N.E.)	79	963	12.2	391	6
2001 (N.E.)	14	204	14.6	23	1
2002 (G.B.)	56	817	14.6	49	2
2003	52	754	14.5	511	5
Totals	437	6,240	14.3	861	29

Postseason	No.	Receiving Yds.	Avg.	Long	TD
1996 (N.E.)	12	164	13.7	53	0
1997 (N.E.)	9	153	17.0	63	0
2002 (G.B.)	1	11	11.0	11	0
2003	4	38	10.0	21	0
Totals	26	366	14.1	53	0

Single-Game Bests

Receptions - 13 at Cleveland, 10/3/99
 11 vs. Cincinnati, 11/19/00
 10 vs. Miami, 11/3/96
 Receiving yards - 214 at Cleveland, 10/3/99
 Receiving Avg. - 32.6 vs. Green Bay, 10/27/97
 Long Reception - 861 at Pittsburgh, 12/6/98
 Touchdowns - 3 @ Detroit, 10/19/03
 Rush Attempts - 2 vs. Kansas City, 12/4/00
 Rush Yards - 47 vs. Washington, 11/2/03
 Long Rush - 47 vs. Washington, 11/2/03

Year	No.	Rushing Yds.	Avg.	Long	TD
1996 (N.E.)	5	42	8.4	26	0
1997 (N.E.)	0	0	0.0	0	0
1998 (N.E.)	2	-1	-0.5	7	0
1999 (N.E.)	0	0	0.0	0	0
2000 (N.E.)	4	39	9.8	35	0
2001 (N.E.)	0	0	0.0	0	0
2002 (G.B.)	0	0	0.0	0	0
2003	3	55	18.3	47	0
Totals	14	135	9.6	47	0

Additional Statistics

Passing: 2003 (0-for-1)

Special Teams Tackles: 2001 (3-3 - 6)

Glenn's 100-Yard Receiving Games (16 total)

214 @ Cleveland, 10/3/99 (13 rec.)
 193 @ Pittsburgh, 12/6/98 (9 rec.)
 163 vs. Green Bay, 10/27/97 (7 rec.)
 154 @ Chicago, 10/7/02 (8 rec.)
 148 @ Indianapolis, 12/12/99 (9 rec.)
 129 vs. Cincinnati, 11/19/00 (11 rec.)
 124 @ N.Y. Giants, 12/21/96 (8 rec.)
 122 vs. Indianapolis, 9/19/99 (7 rec.)
 113 @ N.Y. Jets, 9/12/99 (7 rec.)
 113 @ N.Y. Giants, 9/15/03 (8 rec.)
 112 vs. Miami, 11/3/96 (10 rec.)
 110 vs. San Diego, 10/14/01 (7 rec.)
 105 @ New Orleans, 10/4/98 (4 rec.)
 104 vs. Buffalo, 11/29/98 (8 rec.)
 104 vs. Arizona, 10/5/03 (4 rec.)
 102 vs. Tennessee, 9/20/98 (4 rec.)

Glenn Career Game-By-Game

Game	No.	Yds.	Avg.	Long	TD
L- @ Miami 9/1		Inactive-Hamstring			
L- @ Buffalo 9/8	6	76	12.7	371	1
W- Arizona 9/15	5	66	13.2	23	0
W- Jacksonville 9/22	6	89	14.8	32	0
W- @ Baltimore 10/6	6	88	14.7	28	0
L- Washington 10/13	7	84	12.0	33	0
W- @ Indianapolis 10/20	3	29	9.7	14	1
W- Buffalo 10/27	4	65	16.3	28	0
W- Miami 11/3	10	112	11.2	20	0
W- @ NY Jets 11/10	6	83	13.8	28	1
L- Denver 11/17	2	22	11.0	12	0
W- Indianapolis 11/24	7	82	11.7	19	1
W- @ San Diego 12/1	5	63	12.6	25	0
W- N.Y. Jets 12/8	7	66	9.4	25	0
L- @ Dallas 12/15	8	83	10.4	29	0
W- @ N.Y. Giants 12/21	8	124	15.5	31	1
Totals	90	1,132	12.6	371	6

Playoffs

W- Pittsburgh 1/5/97	3	69	23.0	53	0
W- Jacksonville 1/12/97	5	33	6.6	11	0
L- Green Bay 1/26/97	4	62	15.5	44	0

1997

W- San Diego 8/31	3	74	24.7	40	1
W- @ Indianapolis 9/7		Inactive-Ankle			
W- N.Y. Jets 9/14		Did Not Play-Ankle			
W- Chicago 9/21					
L- @ Denver 10/6	2	27	13.5	19	0
W- Buffalo 10/12	4	50	12.5	22	0
W- @ N.Y. Jets 10/19	3	13	3.3	12	0
L- Green Bay 10/27	7	163	32.6	50	1
L- @ Minnesota 11/2	5	45	9.0	15	1
W- @ Buffalo 11/9	3	59	19.7	40	0
L- @ Tampa Bay 11/16		Inactive-Hamstring			
W- Miami 11/23		Inactive-Hamstring			
W- Indianapolis 11/30		Inactive-Hamstring			
W- @ Jacksonville 12/7		Inactive-Hamstring			
L- Pittsburgh 12/13		Inactive-Hamstring			
W- @ Miami 12/22					
Totals	27	431	16.0	50	2

Playoffs

W-Miami 12/28	4	57	14.3	24	0
L-Jacksonville 1/3/98	5	96	19.2	39	0

1998

L- @ Denver 9/7	5	71	14.2	24	0
W- Indianapolis 9/13	3	25	8.3	12	1
W- Tennessee 9/20	4	102	25.5	51	1
W- @ New Orleans 10/4	4	105	26.3	43	0
W- Kansas City 10/11	7	78	11.1	23	0
W- N.Y. Jets 10/19	2	34	17.0	29	0

Game	No.	Yds.	Avg.	Long	TD
L- @ Miami 10/25		Inactive-Hamstring			
W- @ Indianapolis 11/1		Inactive-Hamstring			
W- @ Indianapolis 11/1		Inactive-Hamstring			
L- Atlanta 11/8		Inactive-Hamstring			
L- @ Buffalo 11/15		Inactive-Hamstring			
W- Miami 11/23	7	66	9.4	21	0
W- Buffalo 11/29	8	104	13.0	33	0
W- @ Pittsburgh 12/6	9	193	21.4	861	1
L- @ St. Louis 12/13	1	14	14.0	14	0
W- San Francisco 12/20		Injured Reserve-Ankle			
L- @ N.Y. Jets 12/27		Injured Reserve-Ankle			
Totals	50	792	15.8	861	3

Playoffs

L- @ Jacksonville 1/3/99 Injured Reserve-Ankle

1999

W- @ N.Y. Jets 9/12	7	113	16.1	45	0
W- Indianapolis 9/19	7	122	17.4	31	0
W- N.Y. Giants 9/26	5	95	19.0	45	0
W- @ Cleveland 10/3	13	214	16.5	541	1
L- @ Kansas City 10/10	5	92	18.4	49	1
L- Miami 10/17					
W- Denver 10/24	2	80	40.0	67	0
W- @ Arizona 10/31	4	63	15.8	361	1
L- N.Y. Jets 11/15	4	58	14.5	26	0
L- @ Miami 11/21	3	39	13.0	17	0
L- Buffalo 11/28	3	69	23.0	451	1
W- Dallas 12/5	3	27	9.0	11	0
L- @ Indiana 12/12	9	148	16.4	52	0
L- @ Philadelphia 12/19	4	27	6.8	23	0
L- Buffalo 12/26		Inactive-Flu			
W- Baltimore 12/20		Inactive-Coach's Decision			
Totals	69	1,147	16.6	67	4

2000

L- Tampa Bay 9/3	4	56	14.0	391	1
L- @ N.Y. Jets 9/11	6	81	13.5	20	0
L- Minnesota 9/17	8	69	8.6	17	1
L- @ Miami 9/24	5	65	13.0	28	0
W- @ Denver 10/1	6	76	12.7	17	1
W- Indianapolis 10/8	5	51	10.2	16	1
L- N.Y. Jets 10/15	2	45	22.5	29	0
L- @ Indianapolis 10/22	3	36	12.0	18	0
L- Buffalo 11/5	3	25	8.3	11	0
L- @ Cleveland 11/12	6	65	10.8	15	0
W- Cincinnati 11/19	11	129	11.7	34	0
L- @ Detroit 11/23	5	76	15.2	25	0
W- Kansas City 12/4	2	15	7.5	19	0
L- @ Chicago 12/10	5	63	12.6	20	1
W- @ Buffalo 12/17	6	70	11.7	19	0
L- @ Miami 12/24	2	41	20.5	25	1
Totals	79	963	12.2	391	6



Terry Glenn Career Game-By-Game (cont.)

2001						2002 (cont.)					
Game	No.	Yds.	Avg.	Long	TD	Game	No.	Yds.	Avg.	Long	TD
L- @ Cincinnati 9/9						L- @ Minnesota 11/17	4	61	15.3	19	0
L- N.Y. Jets 9/23						L- @ Tampa Bay 11/24	4	61	15.3	30	0
W- Indianapolis 9/30						W- Chicago 12/1	2	39	19.5	23	0
L- @ Miami 10/7						W- Minnesota 12/8			Inactive-Hip/Tailbone		
W- San Diego 10/14	7	110	15.7	21t	1	W- @ San Francisco 12/15	3	46	15.3	22	0
W- @ Indianapolis 10/21						W- Buffalo 12/22	4	27	6.8	12	0
L- @ Denver 10/28						L- @ N.Y. Jets 12/29	5	76	15.2	23	1
W- @ Atlanta 11/4						Totals	56	817	14.6	49	2
W- Buffalo 11/11						Playoffs					
L- St. Louis 11/18						L- Atlanta 1/4/03	1	11	11.0	11	0
W- New Orleans 11/25						2003					
W- @ N.Y. Jets 12/2						L- Atlanta 9/7					
W- Cleveland 12/9	4	67	16.8	23	0	W- @ N.Y. Giants 9/15	8	113	14.1	27	0
W- @ Buffalo 12/16	3	27	9.0	19	0	W- @ N.Y. Jets 9/28					
W- Miami 12/22						W- Arizona 10/5	4	104	26.0	51t	1
W- @ Carolina 1/6/02						W- Philadelphia 10/12	5	41	8.2	15	0
Totals	14	204	14.6	23	1	W- @ Detroit 10/19	6	75	12.5	20t	3
Playoffs						L- @ Tampa Bay 10/26	3	26	8.7	14	0
W- @ Oakland 1/19/02						W- Washington 11/2	6	73	12.2	21	1
W- Pittsburgh 1/27/02						W- Buffalo 11/9	1	19	19.0	19	0
W- St. Louis 2/3/02						L- @ New England 11/16	1	8	8.0	8	0
2002						W- Carolina 11/23	5	74	14.8	24	0
W- Atlanta 9/8	2	60	30.0	42	0	L- Miami 11/27	4	97	24.3	45	0
L- @ New Orleans 9/15	9	81	9.0	14t	1	L- @ Philadelphia 12/7					
W- @ Detroit 9/22	4	55	13.8	24	0	W- @ Washington 12/14	2	18	9.0	14	0
W- Carolina 9/29	1	17	17.0	17	0	W- N.Y. Giants 12/21	5	64	12.8	24	0
W- @ Chicago 10/7	8	154	19.3	49	0	L- @ New Orleans 12/28	2	42	21.0	29	0
W- @ New England 10/13	3	19	6.3	11	0	Totals	52	754	14.5	51t	5
W- Washington 10/20	1	15	15.0	15	0	Playoffs					
W- Miami 11/4	3	24	8.0	11	0	L- @ Carolina 1/3/04	4	38	9.5	21	0
W- Detroit 11/10	3	82	27.3	46	0						



La'Roi Glover

Defensive Tackle

6'2" ★ 285 ★ 7/4/74

San Diego State

UFA (New Orleans) for '02

NFL: 9th Year ★ Cowboys: 3rd Year



GAMES/STARTS (regular season, playoffs): 1996 (2/0 - Oak), 1997 (15/2 - N.O.), 1998 (16/15 - N.O.), 1999 (16/16 - N.O.), 2000 (16/16, 2/2 - N.O.), 2001 (16/16 - N.O.), 2002 (16/16), 2003 (16/16, 1/1). Total - 113/97, 3/3 (Dallas - 32/32, 1/1).

PRO: In signing La'Roi Glover to a long-term contract on March 12, 2002, the Cowboys were expecting big things from one of the NFL's most productive defensive tackles over the previous five seasons. They have not been disappointed. Glover stepped into the middle of the defensive line and posted a career-high 76 tackles in his first season in Dallas. Glover - who has posted 36.5 sacks over the past four seasons - earned his fourth Pro Bowl selection in as many years following a 2003 campaign that saw the Dallas defense lead the NFL in fewest yards allowed. From 1998-2000, only two other NFL players posted more sacks than Glover's 35.5 (Kevin Carter - 39.5, and Warren Sapp - 36). Glover's 17 sacks in 2000 tied the New Orleans single season record that was set by Pat Swilling in 1992, and that figure is the second highest sack total by a defensive tackle in NFL history - since sacks were first registered as an official NFL stat in 1982. As the elder statesman of the Cowboys defensive line, Glover will continue to help raise the play of young tackles Willie Blade, Leonardo Carson and Daleroy Stewart while continuing to put up Pro Bowl caliber numbers. His play inside will also aid the talents of defensive ends Greg Ellis and Marcellus Wiley.

2003: Glover earned his fourth consecutive Pro Bowl selection - second as a Cowboy - and All-NFL honors from *Pro Football Weekly* while leading the team with 23 quarterback pressures and finishing seventh on the squad, first among linemen, with 52 tackles. His performance spurred the defensive unit's top NFL ranking - the fourth time in club history the defense finished atop the league. His five sacks placed him 11th in the league among defensive tackles. In the season opener against Atlanta (9/7), Glover tallied his first sack while helping limit the Falcons to a 3.3 yard-per-carry average. Against Arizona (10/5), Glover set the tone of the game on the first play from scrimmage, stopping the NFL's all-time leading rusher - Emmitt Smith - in the backfield for a four-yard loss. He recorded the first safety of his career when he sacked Jeff Blake in the end zone late in the game. Against Philadelphia (10/12), he posted a season-high eight stops, including a tackle for a loss, two pressures and a fumble recovery on the Eagles' final snap of the game to preserve a Dallas victory. Glover continued his dominance of opposing offensive linemen at



Detroit (10/19), picking up his third sack of the season en route to a shutout of the Lions. At Tampa Bay (10/26), he was tied for third on the team with six tackles and notched a pass defended. In a busy day against Buffalo (11/9), he recorded three tackles, three pressures and forced a fumble that led to Dallas's only touchdown of the day while limiting the Bills to 185 total yards. At New England (11/16), he tallied a season-high four quarterback pressures before registering three tackles – two for losses – against Carolina (11/23). On Thanksgiving Day against Miami (11/27), Glover tied his season-high with eight tackles, including, one for a loss before tallying four stops and leading the team with two pressures at Philadelphia (12/7). At Washington (12/14), he led all defensive linemen with six tackles while adding two pressures and a pass breakup in limiting the Redskins to just 37 yards in the second half. He added his fourth sack of the season and four tackles against the N.Y. Giants (12/21). In the season finale at New Orleans (12/28), he recorded a season-high tying four pressures along with his fifth sack of the season. In the NFC Wild Card Playoff Game at Carolina (1/3/04), he led the team with two pressures while registering four tackles.

2002: In earning his third consecutive Pro Bowl selection, Glover made an immediate impression among Cowboys fans by establishing new career-highs for tackles (76) and quarterback pressures (26) while tying his previous career-best with three passes defended. He also added 6.5 sacks (eighth in the NFL among defensive tackles), five tackles for losses and two forced fumbles, all of which earned him All-Pro honors from *College & Pro Football Newsweekly*, *Pro Football Weekly* and *The Sporting News* and All-NFC honors from *Pro Football Weekly*. In his Cowboys debut at Houston (9/8), he tied for the team lead among linemen with six tackles while leading the club with 1.5 sacks and recording his second career interception. His 1.5 sacks were part of a six sack effort by the Dallas defense, its best showing since totaling nine sacks against Arizona on Nov. 9, 1997. Against Tennessee (9/15), Glover posted four stops and two pressures and helped limit Eddie George to 65 yards on 19 carries (3.4 avg.). Glover registered three tackles, two pressures, a sack, a tackle for a loss and a forced fumble at Philadelphia (9/22). Against the N.Y. Giants (10/6), he totaled three tackles and his third sack of the season, forcing a fumble on the play which Kerry Collins recovered for the Giants. He tied for the lead among Dallas defensive linemen at Arizona (10/20) with seven tackles while tying for the team lead with three pressures. Against Seattle (10/27), Glover tallied six tackles, two passes defended and the club's only sack while helping limit Shaun Alexander to 58 yards on 23 carries (2.5 avg.) He led all linemen the next week at Detroit (11/3) with four tackles and two pressures while posting the team's only sack. He helped limit the Lions to 148 total yards, the fewest by a Dallas opponent since holding the N.Y. Giants to 105 yards on Sept. 8, 1996. On Thanksgiving Day against Washington (11/28), Glover posted a season-high eight tackles, a season-high eight quarterback pressures and a sack. His eight pressures were the most by a Cowboy since Charles Haley recorded nine against Green Bay on Nov. 24, 1994, and three of Glover's pressures resulted in interceptions. In helping preserve the Cowboys seven point lead, he stopped Danny Wuerffel for no gain on a third down sneak and Stephen Davis for no gain on a fourth down run up the middle with 3:09 remaining in the game. Glover again tallied a season-high tying eight tackles against San Francisco (12/8) while adding two stops behind the line of scrimmage. He led all defensive linemen with seven stops against Philadelphia (12/21). In the season finale at Washington (12/29), he registered two tackles before leaving the game late in the second quarter with a sprained right knee.

2001: Glover earned his second consecutive Pro Bowl selection after totaling 45 tackles, eight sacks, three forced fumbles and two fumble recoveries. His eight sacks ranked third on the team and helped the Saints lead the NFL in sacks-per-pass play. He opened the season with two stops and a sack at Buffalo (9/9), then posted three tackles and a sack at the N.Y. Giants (9/30). In the Saints' home opener against Minnesota (10/7), he totaled four tackles, two sacks and forced a fumble while holding the Vikings ground attack to just 34 yards. He recorded two stops and two fumble recoveries at Carolina (10/14). Against Carolina (12/2), he recorded three tackles, 1.5 sacks and a forced fumble while helping the defense limit the Panthers to just 49 rushing yards on 19 attempts (2.6 avg.) and 150 total yards. He posted two tackles, a forced fumble and half a sack at Atlanta (12/9) then totaled three stops and a sack against St. Louis (12/17). He recorded a season-high six tackles and a sack against Washington (12/30) before closing the season with three stops against San Francisco (1/6/02).

2000: With one of the more dominating defensive performances in the NFL, Glover was selected to his first Pro Bowl while earning consensus All-Pro honors and NFL Alumni Defensive Lineman of the Year after leading the NFL with 17.0 sacks for losses of 112 yards. This sack total ranks second in NFL annals among defensive tackles, trailing Minnesota's Keith Millard's 18-sack effort in 1989. He also recorded 65 tackles, two forced fumbles and a fumble recovery. His performances earned him NFC Defensive Player of the Week honors an NFC-record three times while earning NFC Defensive Player of the Month for October. At the time, he was just the ninth player in NFL history to win conference Player of the Week honors in two consecutive weeks – at Chicago (10/8) and against Carolina (10/15). He recorded his first sack of the season against Detroit (9/3) while totaling six tackles. He finished with two stops and sacks on consecutive plays at San Diego (9/10) before tallying four tackles and a career-high tying three sacks at Chicago (10/8), earning NFC Defensive Player of the Week honors. He earned Defensive Player of the Week honors the following week against Carolina (10/15) after recording another three sack performance. At Atlanta (10/22), he totaled three tackles and a sack, then registered six stops, two sacks and a forced fumble at Arizona (10/29). He was named NFC Defensive Player of the Month for October after posting 17 tackles, nine sacks and a forced fumble in four games. He recorded his 11th sack of the year at Carolina (11/12), and he earned NFC Defensive Player of the Week honors for a record third time after totaling five stops, a career-high tying three sacks and a forced fumble at St. Louis (11/26). Glover's performance helped the Saints defense limit Marshall Faulk to 27 rushing yards. He returned the next week against Denver (12/3) to record a season-high 10 tackles, then forced a key third quarter fumble at San Francisco (12/10) which led to a



Saints field goal in a 31-27 victory. In the NFC Wild Card game against St. Louis (12/30), he totaled six tackles and a fumble recovery to help the New Orleans defense limit Faulk to 24 rushing yards in the Saints 31-28 victory.

1999: Glover finished fifth on the Saints with 62 tackles while leading the team with 8.5 sacks. He also posted a forced fumble, a fumble recovery and a pass defended. He recorded his first sack at Chicago (10/3), and he led the team with eight tackles at the N.Y. Giants (10/24). He registered his most productive game of the season at Baltimore (12/19) when he led the Saints with a career-high 11 tackles and a career-high tying three sacks.

1998: In starting 15-of-16 games for the Saints, he led the team with 10 sacks while posting 67 tackles, three forced fumbles, an interception and a pass defended. He was named an alternate to the Pro Bowl while earning All-Pro honors from *USA Today* and *College & Pro Football Newsweekly*, second-team All-Pro honors from the Associated Press and second-team All-NFC honors from *Football News*. He kicked off the season recording two sacks and a forced fumble at St. Louis (9/6). His forced fumble was returned for a Saints touchdown by Joe Johnson. He again posted two sacks and a forced fumble against Carolina (9/13), and he intercepted his first career pass against New England (10/4). He registered a season-high eight tackles and a sack at Carolina (11/1) before tying that mark with eight tackles, three sacks and a forced fumble against St. Louis (11/15). He earned NFC Defensive Player of the Week honors after totaling four stops and two sacks against Dallas (12/6).

1997: Glover spent the spring playing for the Barcelona Dragons, helping the team to the World League title while earning All-World League honors. He ranked third in the league with 6.5 sacks while totaling 36 stops. He was waived by Oakland Aug. 24 and claimed by New Orleans Aug. 25, where he appeared in 15 games, starting two. He finished with 33 tackles and was fourth on the team with 6.5 sacks while also registering a forced fumble and a fumble recovery. Against San Diego (9/7), he registered three tackles and a fumble recovery. He posted three stops at San Francisco (9/14) before recording his first career sack against Detroit (9/21). He tallied his second sack at Chicago (10/5), and he recorded his best game of the season against San Francisco (10/26) when he registered five tackles and a sack. Against Seattle (11/16), he totaled three tackles, a sack and a pass defended. He started his first NFL game at Carolina (11/30) and his second in the season finale at Kansas City (12/21).

1996: After being drafted by the Oakland Raiders in the fifth round (166th overall) of the NFL Draft, Glover was inactive for 13 games. He was active but did not play at Chicago (9/29). He saw his first NFL action against Minnesota (11/19) and totaled two tackles. He again saw action at Seattle (11/26) in the defensive line rotation and on special teams.

COLLEGE: Glover was a four-year starter at San Diego State, serving as defensive captain and earning Aztec Outstanding Defensive Lineman honors as a senior after totaling 36 tackles and 4.5 sacks. He was selected to the All-Western Athletic Conference second-team and to the West squad for the East-West Shrine Game. He was a second-team All-WAC selection as a sophomore and honorable mention selection as a freshman.

PERSONAL: Glover was named Cal-Hi Sports first-team, *USA Today* second-team All-America, San Diego Co-Player of the Year, *Los Angeles Times* Lineman of the Year and CIF Player of the Year as a senior defensive lineman at Point Loma High School in San Diego, Calif. He closed his final prep campaign with 77 tackles, 17.5 sacks, six fumble recoveries, six forced fumbles and three passes defended. He also earned three letters in track as a shot putter and three letters in wrestling, earning the top heavyweight wrestler ranking in the state of California as a senior. Glover was nominated by teammates for the Saints' "Man of the Year" and "Unsung Hero" awards in 1999 and was named Saints Defensive MVP for the 2000 season. He graduated from San Diego State in the spring of 1999 with a double major in public administration and sociology. He spent the 2003 offseason interning with Personalities & Promotions International – a Dallas-based sports marketing company owned by former Cowboy and Hall of Fame quarterback Roger Staubach – helping arrange autograph and speaking arrangements for local athletes. In 1999, Glover established The La'Roi Glover Foundation. The primary goals of the foundation are to provide scholarships for high school and college students in San Diego, work with the San Diego community to provide for individuals and families in need and support nonprofit organizations that assist deserving children in achieving their educational goals. During the 2004 offseason, the foundation hosted the First Annual Casino Night to raise funds to support the foundation goals. Glover and his wife, Spring, have a son, La'Roi Damon Glover, Jr. (3/11/03).

GLOVER'S NFL TOTALS

Year	Solo	Tackles Ast.	Tot.	Sacks	Tk/ Loss	QB Press.	Passes Def.	For. Fum.	Safety
1996 (Oak.)	2	0	2	0.0 (0)	—	—	0	0	0
1997 (N.O.)	24	9	33	6.5 (-33)	—	—	1	1	0
1998 (N.O.)	59	8	67	10.0 (-83)	—	—	2	3	0
1999 (N.O.)	46	16	62	8.5 (-47)	—	—	3	1	0
2000 (N.O.)	44	21	65	17.0 (-112)	—	—	0	2	0
2001 (N.O.)	36	9	45	8.0 (-48)	—	—	2	3	0
2002	40	36	76	6.5 (-50)	5(-9)	26	3	2	0
2003	31	21	52	5.0 (-22)	5(-11)	23	2	1	1
Totals	282	120	402	61.5 (-395)	10(-20)	49	13	13	1
Playoffs									
2003 (N.O.)	6	0	6	0.0 (0)	—	—	0	0	0
2003	2	2	4	0.0 (0)	0(0)	2	0	0	0
Totals	8	2	10	0.0 (0)	0(0)	2	0	0	0



GLOVER'S NFL TOTALS (cont.)

Year	No.	Interceptions	Yds.	Avg.	Long	TD
1998 (N.O.)	1	0	0.0	0	0	0
2002	1	7	7.0	7	0	0
Total	2	7	3.5	7	0	0

Single Game Bests

Tackles - 11 @ Baltimore, 12/19/99
 Sacks - 3 five times, last @ St. Louis, 11/26/00
 Fumble Recoveries - 2 @ Carolina, 10/14/01
 QB Pressures - 8 vs. Washington, 11/28/02

Year	No.	Opponents	Fumbles	Recovered	Yds.	Avg.	Long	TD
1997 (N.O.)	1	0	0.0	0	0	0	0	0
1999 (N.O.)	1	2	2.0	2	0	0	0	0
2000 (N.O.)	1	0	0.0	0	0	0	0	0
2001 (N.O.)	2	12	6.0	12	0	0	0	0
2003	2	0	0.0	0	0	0	0	0
Totals	7	14	2.0	12	0	0	0	0

Playoffs

2000 (N.O.)	1	0	0	0	0	0	0	0
-------------	---	---	---	---	---	---	---	---



DeMingo Graham

Guard/Tackle

6'3" ★ 310 ★ 9/10/73

Hofstra

FA for '04

NFL: 6th Year ★ Cowboys: 1st Year



GAMES/STARTS: 1998 (0/0 - S.D.), 1999 (16/10 - S.D.), 2000 (14/1 - S.D.), 2001 (16/16 - S.D.), 2002 (14/11 - Hou.). Totals - 60/38.

PRO: The Dallas Cowboys added veteran depth to their offensive line when they signed DeMingo Graham on March 23. He is a versatile lineman that has started NFL games at both guard positions and has the ability to move outside to tackle. He will be looking to pull from this experience as he competes for playing time along the Cowboys offensive line.

2003: Graham signed with the San Francisco 49ers as a free agent on June 2 but was released by the club Aug. 26. He spent the season out of football.

2002: After signing with the Houston Texans on April 9, Graham started 11-of-14 games at left guard. His play helped the Texans rush for 126 yards on 30 carries (4.2 avg.) against Indianapolis (9/22). Two weeks later against Buffalo (10/13), the line opened holes for 141 rushing yards on 29 carries (4.9 avg.) while allowing David Carr enough time to throw for 223 yards. Carr had enough protection at Cleveland (10/20) to pass for 306 yards. The ground game opened up again against the N.Y. Giants (11/24), running for 123 yards. Graham moved out of the starting lineup against Indianapolis (12/1), and he missed the final two games of the season due to a league imposed suspension.

2001: Graham started all 16 games in his final year with the Chargers, helping pave the way for LaDainian Tomlinson to rush for 1,236 yards - the ninth best total in the NFL in 2001, the second highest individual rushing total in franchise history at the time and the team's first 1,000-yard rushing season since Natrone Means ran for 1,350 yards in 1994. Behind Graham and Co., Tomlinson posted four 100-yard rushing days, including a 145-yard effort at Kansas City (12/23), to earn selection to *Pro Football Weekly's* All-Rookie team and runner-up status in the Associated Press Offensive Rookie of the Year voting. The Chargers offensive line also provided improved pass protection, surrendering only 27 sacks in 575 passing plays while giving Doug Flutie time to throw for 3,464 yards.

2000: Graham saw action in 14 games for the Chargers, starting once at right guard at Baltimore (12/10). The line provided enough protection for a trio of quarterbacks to throw for 3,540 yards. He was also a vital part of the Chargers' field goal unit, helping John Carney convert 18-of-25 field goal attempts.

1999: After making an impression as a rookie, Graham saw action in all 16 games during his sophomore NFL season, making 10 starts at right guard. He made his first NFL start at Detroit (10/10) before making a permanent move into the starting line-up against Chicago (11/21). His work helped a trio of signal callers pass for 3,627 yards.

1998: Graham signed with San Diego as a rookie free agent and made the active roster coming out of training camp. He was declared inactive for all 16 games.

COLLEGE: Graham - a team tri-captain as a senior - started 45 consecutive games for Hofstra, earning second-team Division 1-AA Independent All-America honors following his senior campaign. As a senior, he allowed only one sack in 415 regular season pass plays in helping lead Hofstra to 453.9 offensive yards-per-game. He played his first two collegiate seasons (1994-95) at guard before finishing his career at tackle.

PERSONAL: Graham was an all-county, all-city and all-state lineman as a senior at Central High School in Newark, N.J. He also lettered in wrestling and track for Central. Since joining the Cowboys, Graham quickly involved himself in the Dallas-Fort Worth community. He was introduced to Cowboys fans at the team's annual Draft Day Party, and he served as a celebrity football coach at the Cowboys annual Let Us Play! Sports Camp for 150 underprivileged girls from area non-profit agencies. The art history major is an avid art collector, collecting paintings from the Renaissance time period.



Andre Gurode

Guard/Center

6'4" ★ 326 ★ 3/6/78

Colorado

D2a for '02 (37th overall)

NFL: 3rd Year ★ Cowboys: 3rd Year



GAMES/STARTS: 2002 (14/14), 2003 (16/15, 1/1). Totals – 30/29, 1/1.

PRO: After an outstanding collegiate career allowed Andre Gurode (pronounced ger-ODD) to be drafted by Dallas in the second round of the 2002 NFL Draft, he continued his impressive play on the professional level and became the first rookie in club history to start at center on opening day. Blessed with intelligence and versatility, Gurode has already started at two different line positions during his brief NFL career – making six starts at center in 2002 and 24 starts at right guard in the last 25 games, including postseason. His 29 regular season starts over the last two seasons are the second most for any Dallas offensive lineman over that span. While using each game as a learning experience, he has continued to improve upon the intensity and athleticism that made him one of the nation's top offensive line prospects coming out of college. As the Cowboys second-round draft choice (37th overall) in 2002, Gurode was the highest offensive lineman drafted by Dallas since 1981 (Howard Richards – 25th overall).

2003: After making the switch from center to guard midway through the 2002 season, Gurode remained the Cowboys starting right guard throughout his sophomore NFL season. In the season opener against Atlanta (9/7), he was part of a line that guided Dallas to 149 rushing yards while allowing Quincy Carter time to throw for 268 yards as the club rolled up 403 total yards. He was part of a line at the N.Y. Giants (9/15) that was instrumental in Carter having time to throw for a career-high 321 yards in the Cowboys come-from-behind, overtime victory. The line opened holes for Dallas to rush for 202 yards on 41 carries (4.9 avg.) at the N.Y. Jets (9/28). Against Arizona (10/5), Gurode – despite suffering a sprained ankle in the third quarter – helped the Cowboys pick up 365 total yards while controlling the clock for 36:28. The offensive line allowed just one sack in 28 pass plays at Detroit (10/19) while opening holes for Dallas backs to rush for 134 yards. The Cowboys also controlled the clock for 37:21 against the Lions. Against Washington (11/2), the Dallas offense racked up 400 yards of total offense, including 208 on the ground, while allowing only one sack in 34 pass plays. Gurode and the line allowed just one sack in 34 pass plays against Buffalo (11/9) and one sack in 37 pass plays at New England (11/16). The Cowboys offensive line allowed one sack for 0 yards against Carolina (11/23), and Gurode helped hold DT Kris Jenkins without a tackle. Gurode did not start and saw limited special teams action at Philadelphia (12/7) but returned to his right guard spot at Washington (12/14) and was instrumental in helping lead Troy Hambrick to 189 rushing yards – the third best single-game rushing performance in club history – despite suffering a strained groin late in the third quarter. Against the N.Y. Giants (12/21), he helped Dallas rush for 104 yards, the 10th 100-yard day of the season, despite missing some third and fourth quarter action after suffering cramps. Gurode's pass blocking in the regular season finale at New Orleans (12/28) allowed Carter to throw a career-high 47 passes for 290 yards.

2002: As the first Cowboys rookie to ever start the season at center, Gurode also became the first rookie starter at the center position since Mark Stepnoski in 1989. In his NFL debut at Houston (9/8), Gurode was part of a Dallas line that led the way to 155 rushing yards. The following week against Tennessee (9/15), he helped the Dallas line limit the Titans to just one sack in 25 pass plays. Despite numerous changes and injuries on the offensive line at St. Louis (9/29), Gurode was a constant force for a unit that allowed just two sacks in 38 pass plays and helped Dallas rush for 122 yards on 27 carries (4.5 avg.). He missed the next two games – against the N.Y. Giants (10/6) and Carolina (10/13) – after suffering a sprained great toe on his left foot in practice on Oct. 2. Gurode returned to the lineup at Arizona (10/20) and helped Dallas rush for 148 yards. He then became part of history against Seattle (10/27) as the starting center on the Dallas line that helped Emmitt Smith eclipse Walter Payton as the NFL's all-time leading rusher. Smith earned his first 100-yard rushing day against the Seahawks with 109 yards and a 4.5 average. Gurode made the move to the starting right guard spot at Detroit (11/3). Against Jacksonville (11/24), the line provided time for Hutchinson to throw for 301 yards and opened holes for the running game to rush for 118 yards. The 405 net yards was a season-high. Gurode personally helped limit Jaguars defensive tackles John Henderson and Marcus Stroud to two tackles and no sacks on the day. In the Thanksgiving Day win over Washington (11/28), Gurode suffered a strained groin on the extra point following the first Dallas touchdown and missed the rest of the game. Despite suffering a bruised jaw in the second quarter against San Francisco (12/8), Gurode returned to action and helped hold the 49ers without a sack in 28 pass plays. That outing marked the first game of the 2002 season that the line did not allow a sack.

COLLEGE: Gurode allowed just 7.5 sacks in 2,653 plays over three-plus years as a starter for the Buffaloes. He started his first two and a half seasons at center for Colorado before moving to guard in the middle of his junior year. As a senior in 2001, Gurode earned All-America honors after starting every game



at right guard. He was also a unanimous All-Big 12 selection. As a junior, Gurode earned All-Big 12 honors and the John Mack Award, as selected by the coaches for being CU's most outstanding offensive player. Gurode started the first six games of the year at center and the final five games at guard. As a sophomore, Gurode earned honorable mention All-Big 12 honors while helping the Buffaloes to a 7-5 record and a win over Boston College in the Insight.com Bowl as the starter at center. As a freshman, he tore cartilage in his right knee the second week of the season that forced him to miss the next six games. Gurode returned to start the final three regular season games and the 51-43 win over Oregon in the Aloha Bowl.

PERSONAL: As a senior at North Shore High School in Houston, Texas, Gurode was a *PrepStar* and *SuperPrep* All-America, while *USA Today* selected him as an honorable mention All-America. He was also named to the prestigious *Houston Chronicle* Top 100 List. He earned all-area honors as a senior and was all-district and all-Greater Houston as a junior and senior (when he also was his team's most outstanding offensive lineman). Gurode lettered three times in basketball and four times in track with personal bests of 186-0 in the discus and 54-1 in the shot put. As a high school junior, he won third place in a drafting competition for intermediate computer design. He earned a degree in ethnic studies at Colorado, where he was a member of the school's "Academic Starters" team. He is currently pursuing another degree in psychology. As a member of the Cowboys 2002 Rookie Club – a program designed to introduce rookie team members to community service in the Dallas area – Gurode participated in monthly charity visits to non-profit organizations serving children. He also annually participates in the team's support of The Salvation Army Angel Tree program, providing Christmas presents to children and families in need. During the 2003 season, Gurode volunteered with several teammates to serve an early Thanksgiving meal to hundreds of men and women at The Salvation Army Carr P. Collins Social Service Center. During the spring of 2004, he served as a celebrity football coach at the Cowboys annual Let Us Play! Sports Camp for 150 underprivileged girls from area non-profit agencies.



Drew Henson

Quarterback

6'4" ★ 230 ★ 2/13/80

Michigan

Trade (Houston) for '04

NFL: 1st Year ★ Cowboys: 1st Year



PRO: One of the more intriguing additions to the Dallas Cowboys in 2004 is quarterback Drew Henson. Originally a third-round selection of the New York Yankees in the Major League Baseball draft in June 1998, Henson turned down a baseball-only contract with the Yankees that summer in order to pursue a football career at Michigan while also playing baseball in the Yankees farm system. A three-year letterman at Michigan, Henson started eight-of-27 career games but left school prior to his senior year after signing a six-year, \$17 million baseball-only deal with the Yankees on March 25, 2001. During his three years with the Wolverines, he completed 214-of-374 passing attempts (57.2%) for 2,946 yards and 24 touchdowns. He holds the school record for lowest career interception percentage (1.87). Michigan captured two Big Ten titles, posted a 29-8 cumulative record and won three New Year's Day Bowl games while Henson was there. Following the 2003 baseball season, Henson began football workouts on his own in Florida. In February, he notified the Yankees of his desire to return to the gridiron. Henson's NFL rights were originally acquired by the Houston Texans when he was selected in the sixth-round (192nd overall) of the 2003 NFL Draft. He was traded to Dallas on March 19 for a 2005 third round draft choice.

2000: An All-Big Ten Conference honorable mention selection as a junior, Henson played in nine games, starting eight and throwing for over 200 yards in seven of those contests. He missed the first three games of the season after having right foot surgery just prior to the start of the season (Aug. 24). He came back to lead the conference in pass efficiency rating (159.4) and finish second in the conference in passing (238.4 yards-per-game), finishing the season 146-of-237 for 2,146 yards and 18 touchdowns. His 159.4 passer rating was the fifth best in school history and his 18 touchdown passes was the fourth most in a season in Michigan history. He guided the Wolverines to a 9-3 record, a share of the Big Ten title and a No. 11 ranking in the final Associated Press Poll. He led Michigan to two straight come-from-behind victories to open the Big Ten season, making his season debut late in the second quarter at Illinois, and leading the team to a 35-31 come-from-behind victory by completing eight-of-17 passes for 141 yards and a touchdown. He also rushed four times for 23 yards and scored on an eight-yard run. Against Wisconsin, Henson completed 15-of-27 passes for 257 yards, tossing the game-winning 15-yard scoring pass to David Terrell with 6:42 left in the fourth quarter. He completed a career-best 26-of-35 passing attempts for 256 yards and three touchdowns at Purdue. He completed 14-of-18 passes for 233 yards and two touchdowns against Indiana, including a 75-yard pass to Marquise Walker that tied for the seventh longest pass play in school history. He tied his career-high with 35 pass attempts against Northwestern, completing 23 of them for career-highs of 312 yards and four touchdowns. His four scoring passes against the Wildcats tied a



Michigan school record. He completed 14-of-29 passes for 212 yards and two touchdowns against Penn State, but he also tossed his first interception in over a year against the Nittany Lions (193 attempts dating back to 1999). In the Wolverines Big Ten showdown with Ohio State, he hit 14-of-25 passes for 303 yards and three touchdowns and scored the game-clinching touchdown on a one-yard keeper with 1:18 remaining to earn Big Ten Conference Co-Offensive Player of the Week honors. In his final collegiate football performance, Henson completed 15-of-20 passing attempts for 294 yards and two touchdowns in a win over Auburn in the Florida Citrus Bowl. His 294 passing yards were the third most in a bowl in school history, and his 59-yard pass to Marquise Walker was the third-longest pass play in a bowl game.

1999: As a junior, Henson earned academic All-Big Ten Conference and U-M Athletic Academic Achievement honors. He saw action in 10-of-12 games backing up Tom Brady, now a two-time Super Bowl MVP quarterback with the New England Patriots. The duo guided Michigan to a 10-2 record and a No. 5 ranking in the final Associated Press poll. Henson completed 47-of-90 passing attempts for 546 yards and three touchdowns. He also scored one rushing touchdown and caught one pass for 23 yards. Henson opened the season completing three-of-eight passes for 40 yards in the second quarter against Notre Dame while guiding the team to a go-ahead field goal and a 9-7 lead. He was then eight-of-14 for 109 yards and a 14-yard touchdown against Rice. He also scored on a one-yard quarterback keeper against the Owls and made his collegiate punting debut, kicking twice for 59 yards – knocking a 38-yard punt out of bounds at the Owl's six-yard line. He set season-highs for attempts (28), completions (16) and passing yards (151) in three quarters of action at Syracuse while leading all four Michigan scoring drives against the Orangemen. He completed all three of his pass attempts for 68 yards against Purdue while leading the team on two scoring drives. At Michigan State, Henson hooked up with Marcus Knight on the third longest passing play in school history, an 81-yard completion that went for a touchdown. For the day, he completed six-of-12 passes for 111 yards and a touchdown. He then directed a touchdown drive against Illinois, completing two-of-three passes for eight yards. Henson recorded his first career reception on a 23-yard grab from DiAllo Johnson on a throwback at Penn State to set up the team's first quarter touchdown. He saw limited action with one completion in the Orange Bowl win over Alabama.

1998: Henson saw action in eight games as a freshman for the Co-Big Ten champion Wolverines, completing 21-of-47 passes for 254 yards and three touchdowns. He began his career in fine fashion by leading Michigan to a fourth quarter touchdown at Notre Dame in his first career series, completing five-of-eight passes for 55 yards and running once for 17 yards. He threw his first career touchdown pass the next week on an eight-yard pass to tight end Jerame Tuman in the fourth quarter against Syracuse, finishing the day seven-of-20 passing for 96 yards and the score. Henson led the team to three fourth quarter touchdowns against the Orangemen. A season-long 32-yard touchdown pass to David Terrell against Eastern Michigan was the highlight of a three-of-six passing day. Henson saw limited action in three of the next eight games before rushing four times for 41 yards and a touchdown – the first of his career – on a 34-yard scramble at Hawaii. He also completed three-of-nine pass attempts for 33 yards. In the Wolverines CompUSA Florida Citrus Bowl win over Arkansas, he completed both of his pass attempts for 21 yards as Michigan wrapped up the season with a 10-3 record and a No. 12 final ranking.

BASEBALL: Originally a third-round selection of the New York Yankees in the Major League Baseball Draft in June 1998, Henson split time between their farm system and Michigan for three years. He was traded to the Cincinnati Reds in July of 2000 but was re-acquired by the Yankees on March 21, 2001 and signed a long-term, baseball-only contract four days later. Henson spent six years playing third base in the Yankees farm system, the last two-plus seasons at their AAA team in Columbus, Ohio, and he was consistently rated one of the top prospects in the organization during his minor league career. For his career, he hit .248 in 501 minor league games with 67 home runs, 111 doubles and drove in 274 runs. He made two September appearances (2002 and 2003) with the Yankees, seeing action in eight games. He had one hit in nine Major League at bats.

2003: Henson spent his second full season with the Yankee's AAA affiliate in Columbus before making his second September appearance with the parent club. He hit .234 (113-for-483) with 40 doubles, 14 home runs and 78 RBIs in 133 games. His 56 extra base hits was the fifth best total in AAA and his 40 doubles was the second best total posted on the year. He made the trip up to the Yankees on Sept. 6 and saw action in five games. He went one-for-eight, logging his first Major League hit (a single) along the way.

2002: Henson spent his first full season in Columbus before being called up in September. He hit .240 (113-for-471) with 30 doubles, a team-high 18 home runs and 65 RBIs in 128 games. He also led the team in total bases (205), extra base hits (52) and two-out RBIs (29). He was selected to play in the 2002 Futures Game in Milwaukee, starting at third base. He made his Major League debut on Sept. 5 against Detroit, pinch-running for Bernie Williams in the eighth inning. He scored his first Major League run as a pinch-runner against Baltimore on Sept. 10. His first big-league at bat came against Chicago when he pinch hit for Robin Ventura. After the season, he played for Maryvale in the Arizona Fall League, batting .211 (31-for-147) in 41 games with team highs in home runs (six) and RBIs (23).

2001: The Yankees re-acquired Henson on March 21 from Cincinnati along with outfielder Michael Coleman in exchange for outfielder Wily Mo Pena. Henson then left school prior to his senior year at Michigan after signing a six-year, \$17 million deal with the Yankees on March 25. He went on to start the season at Class A Tampa but was placed on the disabled list on April 15 with a broken left wrist after being hit by a pitch. He was activated on June 16 and reported to AA Norwich, where he played in five games before moving on to AAA Columbus, where he hit .222 (60-for-270) with 11 home runs in 71 games. He then played for Peoria in the Arizona Fall League, batting .314 (38-for-121) with six home runs.

2000: Henson hit .266 (81-for-304) in 79 games with 49 RBIs, 19 doubles, nine home runs, two triples and 24 walks. He started the season six-of-17 with two doubles and a homerun in four games for the



Yankees A Tampa (Fla.) affiliate to begin the summer. He then moved up to the Yankees AA squad in Norwich (Conn.), where he batted 64-for-223 (.287) in 59 games, hitting nine doubles, seven home runs, two triples, knocking in 39 runs and walking 20 times. He played in the "Futures Game" during All-Star weekend in Atlanta (Ga.). On July 12, he was traded to the Cincinnati Reds organization along with outfielder Jackson Melian and pitchers Brian Reith and Ed Yarnall in exchange for pitcher Denny Neagle and outfielder Mike Frank. He finished the summer with the Reds' AA affiliate in Chattanooga, batting 11-for-64 (.172) in 16 games with nine RBIs, eight doubles, a homerun and four walks before returning for football practice at Michigan.

1999: Henson spent the entire season at Class A Tampa, batting .280 (71-for-254) with 13 home runs and 37 RBIs in 69 games.

1998: In his first professional season, he played 10 games for the Gulf Coast League Yankees, batting .316 (12-for-38).

PERSONAL: Drew Daniel Henson graduated from Brighton, Mich., High School in 1998, where he was co-valedictorian, a member of the National Honor Society and a speaker for the D.A.R.E. program. A top all-around athlete, Henson earned all-state honors in baseball, basketball and football. He is second all-time in Michigan high school annals in career passing yards (5,662), career touchdown passes (52) and single-season touchdown passes (26 in 1997). He also owns the state record for touchdown passes in a game with six. He averaged 45.7 yards-per-punt for his prep career. As a senior, he was a *Parade* All-America at quarterback as well as a *USA Today* All-America selection at punter. On the diamond, he was named the *USA Today* Player of the Year and the *Baseball America* 1998 High School Player of the Year. He was a four-year all-state selection in baseball, and he left Brighton as the national high school record holder in career home runs (70), RBIs (290) and runs scored (259). As a pitcher, he struck out 163 hitters in 72 1/3 innings of work as a junior. As a senior, he was 14-1 with a 0.86 ERA and 174 strikeouts in 82 innings. Since becoming a Cowboy, Henson was introduced to Dallas Cowboys fans at the team's annual (NFL) Draft Day party, where he spoke to the crowd and signed autographs. Henson was a general studies major at Michigan. Drew's father, Dan, is a former offensive coordinator at Eastern Michigan.

HENSON'S MICHIGAN PASSING STATISTICS

Year	GP/GS	Att	Comp	Passing Pct	Yards	TD	INT	Long
1998	8/0	47	21	44.7	254	3	1	32
1999	10/0	90	47	52.2	546	3	2	81
2000	9/8	237	146	61.6	2,146	18	4	75
Career	27/8	374	214	57.2	2,946	24	7	81

Additional Statistics: Rushing: 1998 (7 carries, 66 yards, 1 touchdown); 1999 (27 carries, -14 yards, 1 touchdown); 2000 (33 carries, -6 yards, 2 touchdowns). Total - 67 carries, 46 yards, 4 touchdowns.

Career Bests

Attempts - 35 at Purdue, 10/7/00, at Northwestern, 11/4/00
 Completions - 26 at Purdue, 10/7/00
 Yards - 312 at Northwestern, 11/4/00
 Touchdowns - 4 at Northwestern, 11/4/00



Pete Hunter

Cornerback

6'2" ★ 212 ★ 5/25/80

Virginia Union

D5 for '02 (168th overall)

NFL: 3rd Year ★ Cowboys: 3rd Year



GAMES/STARTS 2002 (11/2), 2003 (16/0, 1/0). Total - 27/2, 1/0.

PRO: A promising young player who possesses outstanding size (6-2, 212-pounds), speed (4.34 40-yard dash) and natural athletic ability, Pete Hunter's evolution as a productive NFL corner continues to gather momentum. As his second NFL season progressed in 2003, he matured into the nickel back role and became a very productive part of the NFL's top ranked defense. Hunter enters his third year with the Cowboys as a candidate to earn the starting corner position opposite Terence Newman. In each of his first two seasons, he has shown steady improvement while making the adjustment from a collegiate career at a small college, Virginia Union. In addition to making contributions to the secondary, Hunter has made a name for himself as a solid special teams performer - especially in the area of downing punts inside the opposition's 20-yard line. Hunter was drafted as the Cowboys fifth round choice (168th overall) in 2002 after a collegiate career where he blocked a combined 10 punts, field goals and PATs.

2003: After a fractured left forearm in training camp held him out of the last three preseason games, Hunter's development as a NFL cornerback continued to progress at a rapid pace as the regular season



evolved. A season-long injury to Donald Mitchell and the release of Derek Ross pushed Hunter into the primary nickel back role where he became a solid contributor to the top ranked defense in the NFL. After assuming the top nickel back position in Week 13 at Philadelphia (12/7), Hunter played a key role in limiting Dallas's final four opponents to a success rate of just 28.3% on third downs. Hunter closed his second NFL season fifth among Dallas defensive backs with 19 tackles while breaking up four passes and collecting one interception. Hunter also surfaced as one of the Cowboys most productive special teams players, finishing the year fifth on the club with 11 special teams tackles. His forearm fracture occurred on the opening kickoff of the first preseason game at Arizona (8/9), but he recovered in time to play in the season opener against Atlanta (9/7). In the overtime victory at the N.Y. Giants (9/15), Hunter saw extensive action in the nickel package covering the slot. He tied for second on the team with a season-high five tackles against the Giants and broke up a pass. In the win at the Jets (9/28), Hunter made perhaps the biggest tackle of his career with a fourth down stop of Wayne Chrebet that ended New York's final drive at the Cowboys eight-yard line. Hunter also broke up a pass and had two tackles against the Jets. In the 24-7 win over Arizona (10/5), he recorded one tackle and a quarterback pressure as part of the nickel package, but made his biggest play of the day on special teams when he downed a Dallas punt at the Cardinals one-yard line. The Cowboys defense recorded a safety on the ensuing possession. In the big win over Philadelphia (10/12), Hunter recorded two tackles and helped limit the Eagles to 115 net yards passing, including just four catches for 42 yards by Philadelphia's three wide receivers. In the 38-7 victory at Detroit (10/19), Hunter was second on the team with two special teams tackles as Reggie Swinton was limited to a 16.3-yard average on seven kickoff returns. In the 10-6 win over Buffalo (11/9), he registered a special teams tackle and downed a punt at the Bills' three-yard line. Hunter took over the permanent responsibility of being the team's primary nickel back at Philadelphia (12/7) following the release of Derek Ross. He responded with four tackles to go along with one special teams tackle. At Washington (12/14), Hunter played a major role on both special teams and defense. He recovered a Redskins' muffed punt in the first quarter and a Dallas muffed punt in the third quarter. Then in the fourth quarter, he recorded his only interception of the season when he picked off Tim Hasselbeck at the Cowboys 47-yard line to set up the final touchdown of the game. Working in the nickel, he helped hold the Washington wide receivers to four catches for 29 yards, including none by Laveranues Coles. In the playoff clinching win over the N.Y. Giants (12/21), he recorded two tackles and a pressure. New York was limited to 159 net passing yards and converted just four of their 17 third down opportunities. In his NFL postseason debut at Carolina (1/3/04), Hunter recorded only one tackle, but it saved a touchdown on a long Panther pass completion on the opposite side of the field.

2002: After being inactive for the first two games of the season, Hunter made his NFL debut at Philadelphia (9/22) on special teams. The next week in the win at St. Louis (9/29), he picked up his first career special teams tackle before suffering a sprained left knee. He returned to action against the N.Y. Giants (10/6), seeing time at safety and in nickel packages before spraining his left ankle. Hunter sat out the next two games but returned against Jacksonville (11/24) to record his first career tackle as a member of the defense. He finished with five stops against the Jaguars. Hunter saw significant action on Thanksgiving Day against Washington (11/28), tallying five tackles while adding three more on special teams. He finished with a season-high six tackles, one for a loss, and a quarterback pressure against San Francisco (12/8). He saw extensive second half action at right cornerback against Philadelphia (12/21) in place of Mario Edwards (neck) and tied his season-high with six tackles while picking up his first-career interception and breaking up three passes. Hunter earned his first NFL start in place of Edwards in the season finale at Washington (12/29), picking up five tackles and a special teams stop.

COLLEGE: As a senior, Hunter made the move from free safety to strong safety, giving him the opportunity to captain the defense and make the calls in the secondary. A preseason All-America selection, he went on to justify those honors by leading the CIAA conference with 11 interceptions in 11 games. He finished fifth on the Panthers with 50 tackles and had a team-high 13 passes defended while also blocking a conference-high six kicks. As a junior, he returned to the free safety position in the Virginia Union secondary, finishing third on the team with 52 tackles, including nine for losses. Hunter was second on the team with three interceptions – one returned for a touchdown – and three fumble recoveries while leading the team with 13 passes defended. As a sophomore, he moved from cornerback to free safety and led the team with six interceptions for 133 yards in returns. He also broke up 10 passes and recovered two fumbles. Virginia Union posted an 8-2 record behind Hunter's 40 tackles and two sacks. On special teams, he blocked three kicks.

PERSONAL: An honor student at Atlantic City, N.J., High School, Ralph Everette Hunter went on to earn similar honors and his degree in criminal justice at Virginia Union. While in Richmond, he was also a member of the school's Student Athlete Advisory Council. He was selected to the CIAA-All Community Works team for his efforts with the K-8 grades as a substitute teacher and volunteer in the after school program when at home. As a member of the Cowboys 2002 Rookie Club – a program designed to introduce rookie team members to community service in the Dallas area – Hunter participated in monthly visits to non-profit organizations serving children. During the 2004 offseason, Hunter volunteered with several teammates to serve as a celebrity football coach at the team's annual Let Us Play! Sports Camp for 150 girls from area non-profit organizations. Pete's mother, Carol Derrick, is a casino dealer in Atlantic City.



HUNTER'S COWBOYS TOTALS

Year	Tackles			Sacks	Tkl/ Loss	QB Press.	PBU	Special Teams		
	Solo	Ast.	Tot.					Solo	Ast.	Tot.
2002	21	6	27	0.0(0)	4(-5)	1	3	4	2	6
2003	18	1	19	0.0(0)	0(0)	2	4	7	4	11
Totals	39	7	46	0.0(0)	4(-5)	3	7	11	6	17

Playoffs										
2003	1	0	1	0.0(0)	0(0)	0	0	0	0	0

Year	No.	Interceptions				Year	No.	Opponent's Fumbles Recovered			
		Yds.	Avg.	Long	TD			Yds.	Avg.	Long	TD
2002	1	16	16.0	16	0	2003	1	0	0.0	0	0
2003	1	0	0.0	0	0						
Totals	2	16	8.0	16	0						

Single-Game Bests

Tackles - 6 vs. Philadelphia, 12/21/02
Passes Defensed - 3 vs. Philadelphia, 12/21/02



Chad Hutchinson

Quarterback

6'5" ★ 237 ★ 2/21/77

Stanford

FA for '02

NFL: 3rd Year ★ Cowboys: 3rd Year



GAMES/STARTS (regular season, playoffs): 2002 (9/9), 2003 (1/0, 0/0). Totals - 10/9, 0/0.

PRO: Chad Hutchinson made the transition from baseball to football in 2002, displaying flashes of promise and unique ability. As the only major league starting pitcher to ever start a game at quarterback in the NFL, Hutchinson displayed toughness, intelligence and arm strength during an up-and-down rookie campaign. Though the results weren't always pretty, his size, strength and competitiveness offered hope for his future as an NFL quarterback. After starting nine games as a rookie, Hutchinson spent his sophomore season playing behind Quincy Carter and then spent the spring of 2004 gaining valuable playing time with the Rhein Fire of NFL Europe. The starting quarterback at Stanford for two seasons (1996-97), Hutchinson spent four years (1998-2001) as a starting pitcher in the St. Louis Cardinals organization, reaching the major leagues briefly in 2001. The Atlanta Braves originally chose Hutchinson in the first round (26th overall) of the 1995 Major League Baseball Draft, but he turned down their contract offer to enroll at Stanford. He signed a professional baseball contract with the St. Louis Cardinals in July of 1998 after being chosen in the second round of the Major League Baseball Draft (48th overall), leaving Stanford with two years of football eligibility remaining. Over four seasons in the Cardinals organization, he moved between Class A and Class AAA ball, compiling a 17-25 record and a 5.63 ERA.

2004: Hutchinson spent the spring with the Rhein Fire of NFL Europe, where he completed 126-of-207 passes for 1,356 yards, five touchdowns and four interceptions in eight games. He suffered a sprained right shoulder in a Week Eight game at Cologne, forcing him to miss the final two games of the season.

2003: Hutchinson battled Carter for the starting quarterback position in training camp. Following the naming of Carter as the starter, Hutchinson settled into a reserve capacity and saw his only action of the year at Detroit (10/19). He took over for Carter for the final four drives (including kneel downs) of the Lions game and completed one-of-two passes for eight yards. He did not play the remainder of the season, including Dallas's wild card playoff loss at Carolina (1/3/04).

2002: One of the more intriguing stories of the NFL season was the transformation of Hutchinson from major league pitching prospect to the starting quarterback of the Dallas Cowboys. He opened his NFL career with 95 straight pass attempts without an interception, marking the longest such streak in club history by any quarterback beginning his career. Hutchinson compiled a quarterback rating of 66.3 and closed the year by completing 127-of-250 passes for 1,555 yards and seven touchdowns. He also threw eight interceptions and was sacked 34 times. Hutchinson's attempts, completions, yardage and touchdown totals placed him second in club history behind Troy Aikman (1989) for rookie quarterbacks. His 66.3 quarterback rating was higher than two other high profile rookies who started more than half of their team's games in 2002: David Carr of Houston (62.8) and Joey Harrington of Detroit (59.9). Despite not having played in a regular season football game since Nov. 22, 1997 while at Stanford, Hutchinson stepped into the starting quarterback spotlight against Seattle (10/27), a game in which Emmitt Smith would become the NFL's all-time leading rusher. In stepping under center against the Seahawks, Hutchinson became the seventh rookie in franchise history to start at quarterback. In his first professional action against the Seahawks, Hutchinson completed 12-of-24 passes for 145 yards, including a 39-yard touchdown pass to



Joey Galloway. The following week at Detroit (11/3), Hutchinson completed a season-high 22-of-39 passes for 208 yards. He posted his first career NFL win with a 21-19 decision over Jacksonville (11/24), completing 16-of-24 passes (66.7%) for a career-high 301 yards, two touchdowns and two interceptions. He compiled a career-high quarterback rating of 102.8 for the day. His 301 passing yards was the second highest total ever by a Cowboys rookie quarterback, trailing Aikman's 379 at Phoenix on Nov. 12, 1989. Also in the Jacksonville game, Hutchinson had a streak of 95 consecutive passing attempts without an interception come to an end in the second quarter, snapping the longest interception free streak to start a career in club history. In the Thanksgiving Day victory over Washington (11/28), Hutchinson led Dallas to a come-from-behind win in the fourth quarter and the team's only two-game winning streak of the year. He completed 12-of-25 passes for 145 yards and found wide receivers Antonio Bryant and Joey Galloway for touchdown strikes of 29 and 41 yards, respectively. The pass to Galloway put Dallas ahead 24-20 early in the fourth quarter and proved to be the game winner. With the victory, he became the fifth different Dallas quarterback to direct the Cowboys to a win over Washington in as many games. In the following week's loss to San Francisco (12/8), Hutchinson completed only 11-of-28 passes for 147 yards with two interceptions. During the 49ers loss, he registered a career-long 58-yard pass-and-run to Tony McGee, while also turning in a season-long 18-yard run on a third-down bootleg. At the N.Y. Giants (12/15), he completed just 16-of-40 passes for 161 yards, one touchdown and two interceptions. In a nationally televised Saturday night game against Philadelphia (12/21), Hutchinson completed 15-of-24 passes for 128 yards while suffering seven sacks. He also had a season-high 20 rushing yards on three carries. In the season's final game at Washington (12/29), he hit on 12-of-23 passes for 189 yards and a touchdown while being sacked five times and intercepted once.

BASEBALL: Hutchinson spent most of the 2001 season with Memphis (AAA) of the Pacific Coast League, posting a 4-9 record and a 7.92 ERA in 20 starts. He recorded 111 strikeouts in 97.2 innings and had a three-game winning streak in July. He opened the season on the major league roster in St. Louis before being sent down to Memphis on April 22, pitching 4.0 innings in three appearances. Hutchinson struggled through an injury-plagued 2000 campaign in which he split time between Memphis (AAA) and Arkansas (AA). He pitched just 56.1 innings on the year, but recorded 63 strikeouts and ranked eighth in the Cardinals organization with 10.1 strikeouts-per-nine innings. He opened the season at Memphis, but got off to a tough start before being sent to Arkansas. He pitched well in eight starts for the Travelers, before being shelved with elbow problems for more than two months. He returned to pitch three games at season's end. He then played for the Scottsdale Scorpions in the Arizona Fall League. Hutchinson completed his first full professional season in 1999 with a combined 9-11 mark between Arkansas (AA) and Memphis (AAA). He spent the bulk of the season at Arkansas of the Texas League, where he was 7-11 with a 4.72 ERA in 25 starts. Hutchinson tied for the Travelers' team lead in wins (seven) and finished second with 150 strikeouts in 141.0 innings pitched. He struck out 10-or-more in three of his starts and was involved in three combined shutouts. Hutchinson was promoted to Memphis on Aug. 27 and made two starts for the Redbirds, going 2-0 with a 2.19 ERA. He was recalled by the Cardinals on Sept. 27 but did not appear in any games. Selected in the second round of the free-agent draft in 1998, Hutchinson signed a minor league contract on June 23 and began his professional baseball career at the Cardinals' Class-A New Jersey club, posting an 0-1 record in three starts. He recorded a 20-4 strikeout-to-walk ratio at New Jersey and was promoted to Prince William on Aug. 15. He made five starts for the Cannons, going 2-0 with a 2.79 ERA and earned his first professional win against Salem on Aug. 21.

COLLEGE: A two-year starter for the Stanford football team (1996-97) and three-year starting pitcher for the baseball team (1996-98), Hutchinson completed 379-of-627 (60.4%) passes for 4,235 yards, 20 touchdowns and 22 interceptions. He left Stanford ranked seventh all-time in passing, fifth in career completion percentage, seventh in career completions, eighth in career attempts, ninth in total offense and 11th in career touchdown passes. In three years on the mound for the Cardinals, Hutchinson compiled a career record of 25-11 and stands eighth all-time at Stanford in wins and sixth in strikeouts with 299. His career ERA was 4.80. He helped lead the team to the Pac-10 Southern Division championship in 1997 and 1998. In 1997, Hutchinson started all 11 games at quarterback for Stanford, completing 189-of-315 passes for 2,101 yards, 10 touchdowns and 10 interceptions. In 1996, Hutchinson was named Stanford's starting quarterback just four days before the season opener against Utah. He finished the season 190-of-312 for 2,134 yards, 10 touchdowns and 12 interceptions. During Stanford's five-game winning streak at the end of the season, he completed 95-of-142 passes (67.0%) for 1,050 yards and seven touchdowns. In 1995, he was a redshirt freshman on the Stanford football team before going on to earn first-team Freshman All-America and honorable mention All-Pac 10 recognition after a 7-2 record as a pitcher in the spring of 1996. He helped Stanford finish that campaign with a 41-19 overall record, a second place Pac-10 finish and an appearance in the NCAA West Regional.

PERSONAL: Chad Martin Hutchinson graduated from Torrey Pines High School in Encinitas, Calif., where he played baseball and football. The political science major earned the Gatorade National Baseball Player of the Year award as a senior and was ranked as the nation's top high school prospect. Hutchinson's father, Lloyd, was an outfielder in the Philadelphia system (1969-72), and his brother, Trevor, is currently a pitcher in the Florida Marlins system. As a member of the Cowboys 2002 Rookie Club – a program designed to introduce rookie team members to community service in the Dallas area – Hutchinson participated in visits to non-profit organizations serving children. He has also become quite active in the community beyond the Rookie Club, making visits to Happy Hill Farm Academy/Home, participating in the 2002 and 2003 American Cancer Society's Lil' Gunslingers Party for pediatric cancer patients and participation in the Cowboys press announcement for the Cowboys 2002 Thanksgiving Day Salvation Army Kettle Kickoff. Hutchinson's passion and enthusiasm for helping children is evident as he participated in the



team's annual NFL United Way Hometown Huddle event for 100 underprivileged youth and assisted with the Tree Lighting Ceremony at Children's Medical Center of Dallas followed by an evening of pediatric patient room visits. During the spring of 2003, he served as a celebrity escort in the Children's Cancer Fund Fashion Show and Luncheon annually co-chaired by Troy Aikman and Roger Staubach, served as the guest speaker at Babe's (Laufenberg) Best High School Football Scholarship Program Banquet, attended and sponsored a child for camp at the Daryl Johnston hosted MDA Muscle Team Bash and served as a football coach at the Cowboys' annual Let Us Play! Sports Camp for 150 girls from Dallas area non-profit agencies. Once the 2003 season began, Hutchinson kept busy off the field with a program he started named "Hanging with Hutch." Twice a month during the season, he spent time with small groups of kids selected from the Crossroads Interfaith Housing Program, The Salvation Army and Boys & Girls Clubs. The kids joined him in an after school activity like bowling, miniature golf or go-cart races. He also joined several teammates to serve an early Thanksgiving meal to hundreds of The Salvation Army clients. On that special day, Hutchinson befriended two young boys who shared their Christmas wishes with him. Following his volunteer time slot, Hutchinson returned to the social service center only after purchasing each boy a winter coat and a toy from their wish list.

HUTCHINSON'S COWBOYS TOTALS

Passing

Year	Att.	Comp.	Yards	Pct.	TD	Int.	Long	Sacks/ Yards	Rating
2002	250	127	1,555	50.8	7	8	58	34/265	66.3
2003	2	1	8	50.0	0	0	8	0/0	60.4
Totals	252	128	1,563	50.8	7	8	58	34/265	66.3

Single Game Bests

Attempts - 40 @ N.Y. Giants, 12/15/02
 Completions - 22 @ Detroit, 11/3/02
 Passing Yards - 301 vs. Jacksonville, 11/24/02
 Touchdown Passes - 2 vs. Jacksonville, 11/24/02 and
 vs. San Francisco, 12/8/02

Rushing

Year	No.	Yds.	Avg.	Long	TD
2002	18	74	4.1	18	0
2003	2	-3	-1.5	-1	0
Totals	20	71	3.6	18	0



Bradie James

Linebacker

6'2" ★ 243 ★ 1/17/81

Louisiana State

D-4 for '03

NFL: 2nd Year ★ Cowboys: 2nd Year

**GAMES/STARTS** (regular season/playoffs): 2003 (14/0, 1/0).

PRO: Possessing size, strength and the ability to bring a big hit to any play, Bradie James figures to be in the mix as a Dallas outside linebacker for the future. Although he worked primarily as a backup to Pro Bowl weakside linebacker Dexter Coakley during his rookie season, James showed the natural instincts and football savvy that warranted his fourth round (103rd overall) selection with stellar special teams play. His development was helped by being reunited with Cowboys linebackers coach Gary Gibbs, who was also James's coach while becoming a premier collegiate linebacker at LSU. One of the most enthusiastic and aggressive Dallas rookies to join the Cowboys defense in recent history, James will push a solid lineup of veteran linebackers for playing time on a Cowboys defense that finished the 2003 season as the NFL's top ranked unit.

2003: James put his rookie season to productive use, learning the Cowboys defensive scheme as a backup linebacker and becoming one of the team's more prominent special teams players. He closed the year fourth on the squad in special teams tackles with 16. Inactive for the first two games of the year, James made his NFL debut in the win at the N.Y. Jets (9/28), recording two tackles in the kicking game. In the lopsided win at Detroit (10/19), James saw his first action on defense and recorded a fourth quarter tackle. In the key victory over Carolina (11/23), he forced a fumble on the opening kickoff that Roy Williams recovered to set up Dallas at the Panthers' 18-yard line. That turnover led to a Dallas field goal and the first points in the 24-20 win. James tied for the team lead with two special teams tackles as the Panthers were limited to two punt returns for -1 yard and five kickoff returns for an 18.4 average. In the Thanksgiving Day loss to Miami (11/27), James was third on the team with two special teams tackles as Miami was limited to a 4.0 average on four punt returns and a 17.8-yard mark on four kickoff returns. In the loss at Philadelphia (12/7), he tied for the team lead with two special teams tackles as the Eagles were limited to 7.0 yards on two punt returns and a 16.5-yard average on four kickoff returns. He led all Cowboys in special teams stops with three - one of those coming on a Redskins fake punt - in the 27-0 win at Washington (12/14).

COLLEGE: One of the more celebrated players to come out of LSU in recent history, James's collegiate accomplishments spanned the athletic field and the classroom. He was a two-time All-Southeastern Conference selection on the football field, a National Scholar Athlete (as selected by the National Football



Foundation) and a member of the SEC Academic Honor Roll in the classroom. James finished his playing days as the school's second leading tackler with 418 career stops – 33 of which were for lost yardage – while also recording 29 quarterback pressures, 14 sacks, eight pass deflections, four forced fumbles, two fumble recoveries and two interceptions. He spent his first three seasons with the Tigers playing weakside linebacker before moving to middle linebacker as a senior and earning All-America and All-SEC honors. James set the LSU single-season tackle record with 154 as a senior. As a junior, James earned All-SEC honors at outside linebacker after finishing second on the team with 113 tackles. LSU posted a 10-3 record, captured the SEC title and a Sugar Bowl win along the way. As a sophomore, James earned second-team All-SEC honors after closing the season second on the team (third in the conference) with 110 tackles. He was also the team leader with five sacks.

PERSONAL: Bradie Gene James earned *Parade* All-America, all-state, class 5A defensive MVP and district defensive MVP honors after totaling 136 tackles, five sacks and three fumble recoveries as a senior at West Monroe, La., High School. His play helped lead West Monroe to a state championship while earning him selection to the *Louisiana Football Magazine's* all-Louisiana team, the *New Orleans Times Picayune's* Top 20 blue chip list and the *Atlanta Journal-Constitution's* Super Southern 100 list. James graduated from LSU with a degree in criminology. After his senior year in college, he was named a National Scholar Athlete (as selected by the National Football Foundation) and member of the SEC Academic Honor Roll in the classroom. As a member of the Cowboys 2003 Rookie Club – a program designed to introduce rookie team members to community service in the Dallas area – James participated in visits to various non-profit organizations serving children and adults. Visits included work with the ChildCareGroup, The Salvation Army, Children's Medical Center Dallas and Kid's Café at The Voice of Hope Ministries.

JAMES'S COWBOYS TOTALS

Year	Solo	Tackles Ast.	Tot.	Sacks	Tkl/ Loss	QB Press.	Passes Def.	For. Fum.	Special Teams Solo	Ast.	Tot.
2003	1	0	1	0.0 (0)	0(0)	0	0	1	6	10	16



Cedric James

Wide Receiver

6'1" ★ 197 ★ 3/19/79

Texas Christian

FA for '03

NFL: 3rd ★ Cowboys: 2nd



GAMES/STARTS (regular season, playoffs): 2001 (1R – Min.), 2002 (5/0 – Min.), 2003 (PS, 0/0), Totals – 5/0.

PRO: After signing Cedric James to their practice squad at the start of the 2003 season, the Dallas Cowboys were impressed enough with his development to sign him to their active roster on Dec. 31. James provides the Cowboys with a quick receiver that has the ability to make the big play while giving the team another option in the return game. He will have to pull from this versatility as he battles for a spot in Dallas's wide receiver rotation.

2003: James went to training camp with Minnesota but was released Aug. 13. He signed to the Cowboys practice squad Sept. 1 and remained there for the entire regular season. He was signed to Dallas's active roster on Dec. 31 but was inactive for the Cowboys wild card playoff game at Carolina (1/3/04).

2002: After successfully rehabilitating a strained hamstring suffered during preseason action his rookie year, James returned to the playing field and saw action in five games for the Vikings. He returned 10 kickoffs for 228 yards and caught a 29-yard pass. He made his NFL debut against Buffalo (9/15), returning four kickoffs for 85 yards and posting his first career special teams tackle. He made his first professional catch at Tampa Bay (11/3) when he hauled in a 29-yard pass from Daunte Culpepper. He also added a 28-yard kickoff return. Against the N.Y. Giants (11/10), he returned five kickoffs for 115 yards, including a career-long 29-yard effort. He also saw playing time with the offense and on special teams against Chicago (10/27) and at Detroit (12/29).

2001: James was drafted by the Vikings in the fourth round (131st overall) of the NFL Draft. He strained his right hamstring during preseason action and was placed on injured reserve on Sept. 6.

COLLEGE: Despite playing on a Horned Frogs team that relied heavily on running back LaDainian Tomlinson, James finished his collegiate career with 40 catches for 580 yards and four touchdowns. He tied for the team lead as a senior with 19 receptions for 310 yards and three touchdowns while returning four kickoffs for 78 yards. As a junior, he posted four catches for 52 yards and returned five kickoffs for 141 yards (28.2 avg.), including a 58-yarder. He finished his sophomore season as the only wide receiver on the team to catch a touchdown pass, finishing third on the squad with 13 receptions for 167 yards and a score. He saw action in 10 games as a true freshman, catching four passes for 51 yards.



CEDRIC JAMES

PERSONAL: James earned all-district honors as a junior and senior at Kennedale, Tex., High School, finishing his final prep campaign with 27 catches for 678 yards and 11 touchdowns. The marketing major was active in the community while with the Vikings, participating in the HOPE (Help Our People Excel) bowling event and the Youth Fishing Day on Lake Minnetonka. He also participated in the Vikings Victory Visits to the Shriner's Hospital and supported the African American Adoption Agency. Cedric continued his community service efforts in Dallas. In the fall, he joined several of his teammates for the Cowboys United Way Hometown Huddle Event at the Brady Center, playing Bingo with over 100 senior citizens. He spent the 2003 offseason interning with the Twin Cities branch of Piper Jaffray in their marketing department.

JAMES'S NFL TOTALS

Receiving						Kickoff Returns					
Year	No.	Yds.	Avg.	Long	TD	Year	No.	Yds.	Avg.	Long	TD
2001 (Min.)	Injured Reserve	Hamstring	2001 (Min.)	Injured Reserve	Hamstring
2002 (Min.)	1	29	29.0	29	0	2002 (Min.)	10	228	22.8	29	0
Totals	1	29	29.0	29	0	Totals	10	228	22.8	29	0

Additional Statistics

Special Teams Tackles: 2002 (0-2-2)



Al Johnson

Center

6'5" ★ 303 ★ 1/27/79

Wisconsin

D2 for '03 (38th overall)

NFL: 2nd Year ★ Cowboys: 2nd Year




GAMES/STARTS (regular season, playoffs): 2003 (I.R.).

PRO: In their quest to find talented, young offensive linemen, the Cowboys drafted Al Johnson in the second round (38th overall) of the 2003 NFL Draft. A three-year starter at Wisconsin, Johnson is a natural center who helped lead the way for a potent Badgers rushing attack. After a promising summer of 2003, Johnson entered training camp as the club's starting center. A knee injury one week into his first camp brought a quick end to his rookie season, but a year of hard work in the weight room and training room has him ready to compete once again in 2004. Cowboys coaches feel that Johnson has the intelligence and physical ability to contribute and will give him every opportunity to get back in the lineup this fall.

2003: Johnson moved into the starting lineup at center at the beginning of training camp but suffered cartilage damage in his right knee during practice against Houston on Aug. 2. He underwent microfracture surgery on Aug. 8 and was placed on injured reserve on Aug. 26, ending his season before it began.

COLLEGE: A three-year starter at Wisconsin, Johnson was part of a team that won 32 games and posted a 3-0 record in bowl games during his time in Madison. As a senior captain, Johnson was a consensus All-Big Ten second-team choice while garnering third-team All-America honors from *The Sporting News* and honorable mention honors from CNN/SL. Johnson started every game at center as a junior and earned honorable mention All-Big Ten honors. He originally took over the starting center duties in the second game of his sophomore season and proceeded to earn honorable mention All-Big Ten honors for his play. Johnson's play in the middle of the Badgers offensive line helped the team average 196.1 rushing yards-per-game while leading the way for Michael Bennett to rush for 1,598 yards on 294 carries (5.4 avg.). Bennett's 159.8 rushing yards-per-game was the third best average in the country. As a redshirt freshman, Johnson appeared in seven games, seeing most of his action with the field goal and conversion units.

PERSONAL: Johnson, a sociology major at Wisconsin, was a standout two-way player at Southern Door High School in Brussels, Wis., earning second-team All-America honors from *Prep Football Report* and all-state honors from the *Milwaukee Journal Sentinel* while being named a national top 20 lineman by *SuperPrep*, the state of Wisconsin's top player by *Street & Smith's* and the *Packerland* Conference player of the year. He was also named to *Prep Star's* All-America "Dream Team" and played in the Wisconsin Shrine Game. The sociology major was also a member of the Southern Door track and basketball teams, winning the state track title in the shot put and being named conference player of the year in basketball. Despite the 2003 season ending knee injury and intense rehabilitation schedule, Johnson kept busy in the community. As a member of the Cowboys 2003 Rookie Club – a program designed to introduce rookie team members to community service in the Dallas area – Johnson participated in visits to various non-profit organizations serving children and adults. Visits included work with the ChildCareGroup, The Salvation Army, Children's Medical Center Dallas and Kid's Café at The Voice of Hope Ministries. He also served as the team's spokesman for the Dallas Cowboys High School Coach of the Week program making visits and check presentations to the winning coach at his high school.



Keyshawn Johnson

Wide Receiver

6'4" ★ 212 ★ 7/22/72

Southern California

Trade (T.B.) for '04

NFL: 9th Year ★ Cowboys: 1st Year



GAMES/STARTS (regular season, playoffs): 1996 (14/12 – NYJ), 1997 (16/16 – NYJ), 1998 (16/16, 2/2 – NYJ), 1999 (16/16 – NYJ), 2000 (16/16, 1/1 – TB), 2001 (15/15, 1/1), 2002 (16/16, 3/3 – TB), 2003 (10/10 – TB). Totals – 119/117, 7/7.

PRO: In trading for Keyshawn Johnson on March 19, the Dallas Cowboys acquired one of the NFL's most complete players who is a threat as a playmaking receiver and as a tenacious blocker. Johnson's combination of size and speed gives him the ability to take over a game and makes him one of the most dangerous receivers in the National Football League. He has also established himself as an exceptional asset in the running game by making key blocks on a cornerback or safety down field or on a defensive lineman at the point of attack. His all-around game has earned him selection to the Pro Bowl three times during his eight year career – 1998 and 1999 with the N.Y. Jets and 2001 with Tampa Bay. In reaching the 600 career receptions plateau in 118 games, he tied Herman Moore for the second fewest number of games needed in NFL history to reach that mark, and he became one of only three players in league annals (Moore and Marvin Harrison) to reach 600 receptions in less than 120 games. He caught 512 passes in his first 100 games to rank as the fourth most receptions in a player's first 100 games – Harrison (591), Sterling Sharpe (524) and Lionel Taylor (516). To achieve this production, he has averaged 75.4 catches-per-season over his first eight seasons and has caught a pass in all 119 games of his career, the second longest streak among active receivers (Harrison, 124) and the third longest streak among all position players (Marshall Faulk, 140). In 2001 and 2002, he became the first player in Buccaneers history to record consecutive 1,000-yard receiving seasons when he registered 1,266 yards in 2001 and 1,088 in 2002. A durable player, Johnson has missed only three of a possible 129 career games – including playoffs – due to injury. He spent the first four years of his professional career with the N.Y. Jets, who drafted him with the top overall selection in the 1996 NFL Draft. He was the first wide receiver selected with the number one overall pick since Irving Fryar was chosen by New England in 1984. Johnson was traded to the Tampa Bay Buccaneers in 2000 for two first round draft choices (12th – Shaun Ellis and 27th – Anthony Becht overall) in the 2000 NFL Draft.

2003: Johnson started the first 10 games of the season for the Buccaneers and caught 45 passes for 600 yards and three touchdowns before being deactivated for the final six games of the season. He opened the season at Philadelphia (9/8) with a team leading six catches for 83 yards, with five of his receptions going for first downs. Against Carolina (9/14), he recorded the 17th 100-yard receiving game of his career when he caught nine passes for 102 yards. He posted two receptions for 25 yards at Atlanta (9/21) before recording four catches for 62 yards against Indianapolis (10/6). He left the Colts game in the second half with a left thigh bruise and did not return to action. He caught four passes for a team-high 80 yards, including a 39-yard touchdown, at Washington (10/12) but caught only one pass for four yards the next week at San Francisco (10/19). His only catch against Dallas (10/26) was a four-yard touchdown grab. He led the team against New Orleans (11/2) with a season-high 10 catches for a season-high 124 yards, including catches of 24 and 23 yards. He totaled five receptions for 80 yards and a touchdown at Carolina (11/9). His final catch against the Panthers – a nine-yarder – was the 600th reception of his career – in his 118th career game – tying the second fewest games in NFL history needed to catch 600 passes. In his final action of the season, he caught three passes for 34 yards against Green Bay (11/16). He was declared inactive for the final six games of the season.

2002: In his third season in Tampa, Johnson became the first player in Bucs history to post back-to-back 1,000-yard receiving seasons when he totaled 1,088 yards and five touchdowns on 76 catches. His 14.3 yards-per-catch average was the highest of his career, and his receiving yardage was the eighth highest in the NFC while his receptions total was the 10th best in the conference. He kicked the season off against New Orleans (9/8) by catching five passes for a team-high 76 yards. He then caught three passes for 47 yards at Baltimore (9/15) before totaling four receptions for a team-leading 59 yards against St. Louis (9/23). On a third-and-14 play against the Rams, Johnson made a 21-yard fingertip catch to keep a Bucs touchdown drive alive. The following week at Cincinnati (9/29), he tied for the team lead with five catches for 56 yards. He again tied for the team lead at Atlanta (10/6) when he caught six passes for a game-high 131 yards (21.8 avg.), including a career-long 76-yard touchdown catch. He totaled four receptions for 64 yards against Cleveland (10/13), then caught three passes for 38 yards at Philadelphia (10/20) in the 100th game of his career. He caught a season-high nine passes for a season-best 133 yards and a career-high tying two touchdowns against Minnesota (11/3). In the rematch against Carolina (11/17), Johnson caught a team-high seven passes for a team-high 74 yards and a



score. Against Green Bay (11/24), he totaled 48 yards on two catches (24.0 avg.). The next week at New Orleans (12/1), he posted five receptions for 53 yards. He recorded a team-leading six receptions for a team-high 90 yards at Detroit (12/15). Against Pittsburgh (12/23), he posted 132 receiving yards and a touchdown on eight catches. In an NFC Divisional Playoff game against San Francisco (1/12/03), Johnson caught a team-high five passes for 85 yards (17.0 avg.). He then caught three passes for 40 yards and a touchdown in the NFC Championship Game at Philadelphia (1/19/03). In Super Bowl XXXVII against Oakland (1/26/03), Johnson recorded a team-leading six catches for 69 yards. He finished the Buccaneers three-game run to the Super Bowl XXXVII title with a team-high 14 receptions for 194 yards and a touchdown.

2001: Despite seeing action in only 15 games, Johnson caught a Buccaneers club record and career-high 106 passes for 1,266 yards and a touchdown to earn selection to his third career Pro Bowl. He was also selected to *Sports Illustrated's* All-Pro team. His 1,266 receiving yards was the second best total in club history and was the seventh best total in the NFL (first in the NFC) for the 2001 season. He became only the fourth Buccaneer to eclipse the 1,000-yard plateau. He got things going with a seven catch, 96-yard performance at Minnesota (9/30). He then caught a team-high nine passes for 82 yards against Green Bay (10/7) and eight passes for 140 yards at Tennessee (10/14). On Tampa's game-tying drive at the end of regulation, Johnson accounted for 57 of the drive's 62 yards on three catches to help the Bucs force overtime. The following week against Pittsburgh (10/21), he caught 10 passes for 159 yards, becoming the first Buccaneer since Mark Carrier in 1989 to record back-to-back 100-yard receiving games. At Green Bay (11/4), he led the team with six receptions for 63 yards, then posted seven catches for 72 yards at Detroit (11/11), including a key 18-yard completion for a first down on the Bucs game-winning field goal drive on the last series of the game. He again responded the next week against Chicago (11/18), hauling in a career-high 12 passes for 89 yards. His 12 receptions marked the best single-game effort by a Bucs wide receiver and tied for the second-best overall performance by a Buccaneer (RB James Wilder - 13 catches against Minnesota, 9/15/89). He tied for the team lead with seven catches for 85 yards at Cincinnati (12/2) before posting his third 100-yard game of the year with a 101-yard, 10 catch performance against Detroit (12/9). He caught his first touchdown pass of the season against the Lions, making a 13-yard leaping grab with 0:45 remaining to give Tampa a 15-12 victory. He posted four receptions for 59 yards on the game-winning drive, including a key catch on fourth-and-eight to keep the drive alive with 1:20 left in the game. He broke Mark Carrier's single-season club record of 86 receptions with a fourth quarter grab. At Chicago (12/16), Johnson caught a team-high seven passes for 119 yards, including a season-long 47-yarder. He missed the Philadelphia game (1/6/02) with a left ankle sprain but returned the following week against Philadelphia (1/12/02) to haul in three passes for a game-high 75 yards, including a 46-yarder to set up a Tampa field goal at the end of the first half.

2000: After being traded from the N.Y. Jets to Tampa Bay, Johnson stepped in and became one of the Bucs top offensive weapons, leading the team in receptions (71), receiving yards (874) and touchdown catches (eight). His eight scoring grabs marked the second-best single-season total in Bucs history. He opened his career in Tampa by catching a team-high four passes for 64 yards at New England (9/3). He caught his first touchdown pass as a Buc against Chicago (9/10) by hauling in a 13-yard third quarter pass from Shaun King. The next week at Detroit (9/17), Johnson caught a season-high eight passes for 84 yards. He led the squad with six catches for 42 yards at Washington (10/1), including a 19-yard grab to set up Martin Gramatica's 42-yard game-tying field goal late in the fourth period. Against Minnesota (10/29), he pulled in six passes for 121 yards (20.2 avg.) and one touchdown, marking his first 100-yard receiving day as a Buccaneer. He totaled three catches for 47 yards and a career-high tying two scoring grabs at Atlanta (11/5). He added five catches for 51 yards and a score against Green Bay (11/12). In a Monday night match-up against St. Louis (12/18), he caught a game-high seven passes for 116 yards (16.6 avg.) and a career-high tying two touchdowns. He registered six receptions for 69 yards and a touchdown in freezing weather at Green Bay (12/24). In Tampa Bay's playoff loss at Philadelphia (12/31), Johnson set club postseason records for receptions (six) and receiving yards (106).

1999: Johnson put together one of the best seasons of his career in his final year with the Jets, totaling 89 catches for 1,170 yards and eight touchdowns to earn his second consecutive selection to the AFC Pro Bowl squad. He opened the season with eight catches for a career-high 194 yards (24.3 avg.) and a touchdown against New England (9/12). He caught eight passes for 98 yards and a score at Denver (10/3) before posting eight receptions for 94 yards in a Monday night game against Jacksonville (10/11). He led the Jets with five receptions for 72 yards at Oakland (10/24). He caught two passes for 51 yards against Arizona (11/7), including a 43-yard fourth quarter touchdown grab for the winning touchdown. He hauled in six passes for 57 yards and a score at New England (11/15) and a team-high four passes for 56 yards at Indianapolis (11/28). The following week at the N.Y. Giants (12/5), Johnson recorded 10 catches for 98 yards and a touchdown. He turned in a stellar performance against Miami (12/12), grabbing 11 passes for 144 yards and a career-high tying two touchdowns. He caught six passes for 96 yards at Dallas (12/19) before closing the season with three catches for 27 yards and a score at Miami (12/27).

1998: Johnson stepped up his game in his third season, racking up 83 catches for 1,131 yards and a career-high 10 touchdowns to earn his first Pro Bowl berth, where he earned co-MVP honors after catching seven passes for 87 yards. He launched the season with nine catches for a season-high 126 yards and a career-high tying two touchdowns at San Francisco (9/6) before hauling in six passes for 81 yards and a score against Baltimore (9/13). He caught two passes for 20 yards and a score against



Indianapolis (9/20) while also providing outstanding run blocking on the outside as the Jets rolled up 302 yards on the ground. He led the team with four receptions for 79 yards in a Monday night match-up at New England (10/19) and caught two passes for 20 yards and a touchdown against Atlanta (10/25). He caught a team-high seven passes for 95 yards and a score against Buffalo (11/8) before corralling five passes for 107 yards at Indianapolis (11/15). He racked up a season-high 10 catches for 112 yards and a touchdown at Tennessee (11/22), marking his second consecutive 100-yard receiving day. He caught three passes for 77 yards and scored on a 35-yard reverse against Carolina (11/29), marking his first career rushing attempt and his first career rushing touchdown. He hauled in nine passes for 114 yards and a touchdown against Seattle (12/6). He posted seven catches for 66 yards at Buffalo (12/19) to help the Jets clinch the club's first-ever AFC East title. He closed out the regular season with six catches for 75 yards and a score against New England (12/27). He kicked off his postseason career by catching nine passes for 121 yards and a touchdown against Jacksonville (1/10/99) while also adding a 10-yard scoring run, a fumble recovery and an interception on the Jaguars' Hail Mary attempt at the end of the game. His nine receptions against the Jets tied the Jets club record for catches in a playoff game while his 121 yards ranked fourth on the team's postseason single-game receiving yardage list. Johnson added seven catches for 73 yards in New York's AFC Championship Game loss at Denver (1/17/99).

1997: In starting 16 games for the first time in his career, Johnson hauled in 70 passes for 963 yards and five touchdowns in helping the Jets win eight more games than they did during the 1996 season. He opened the season with six catches for 68 yards at Seattle (8/31), then paced the team with 86 yards on three grabs against Buffalo (9/7). He collected six receptions for 62 yards at New England (9/14), including a 24-yard touchdown grab that sent the game into overtime. He caught three passes for 28 yards and a score at Cincinnati (9/28) before posting four receptions for 80 yards and a touchdown against Miami (10/12). He added four catches for 66 yards against New England (10/19) before posting another four catches for 63 yards against Baltimore (11/2), including a 21-yard catch that set up the game-winning, 37-yard field goal in overtime. He hauled in six passes for 79 yards at Miami (11/9) before snagging a 35-yard touchdown catch at Chicago (11/16). Johnson caught a season-high nine passes for 104 yards against Minnesota (11/23), then caught five passes for 99 yards and a touchdown at Buffalo (11/30). He caught a team-high seven passes for 79 yards against Indianapolis (12/7).

1996: After being selected with the first overall pick by the N.Y. Jets in the NFL Draft, Johnson caught 63 passes for 844 yards and eight scores while starting 12 of the 14 games in which he played. His eight scoring grabs ranked second to the Rams Eddie Kennison among all NFL rookies. Johnson's first professional catch was a 50-yard grab at Denver (9/1). He caught five passes for 53 yards and his first career touchdown against Indianapolis (9/8). He hauled in six passes for 59 yards and a touchdown at Miami (9/15) before catching a season-high eight passes for 74 yards at Washington (9/29). He missed the Jets next two games after undergoing arthroscopic surgery on his right knee. He returned to action against Buffalo (10/20), matching his season-high with eight receptions for 94 yards and a career-best two touchdowns. He recorded seven catches for 94 yards and a score at Arizona (10/27), then caught five passes for 91 yards at Indianapolis (11/17) and three passes for 48 yards and a score against Houston (12/1). He totaled seven receptions for 91 yards and a score at New England (12/8) before totaling four catches for 77 yards and a score against Philadelphia (12/14).

COLLEGE: Johnson was a two-time All-America selection at Southern California, where he finished his two-year Trojan career second on the school's career receptions list (176) and receiving yards list (2,940) and fourth on the receiving touchdowns list (19). He was a Biletnikoff Award finalist as a senior and was named college football's offensive player of the year by *Football News* after setting a USC and Pac-10 record for receptions in a season (102) as a senior. He posted a Rose Bowl record 216 receiving yards and a touchdown on 12 catches to earn game MVP honors. He posted nine 100-yard receiving games as a junior, establishing a school record. Against Texas Tech in the Cotton Bowl, he earned offensive MVP honors after catching eight passes for a Cotton Bowl record 222 yards and three touchdowns. He transferred to Southern Cal after a two-year career at West Los Angeles Junior College, where he earned Junior College All-America honors. He was also a member of the West Los Angeles track team, posting personal bests of 21.90 in the 200-meter, 47.69 in the 400-meter and 24-6 1/2 in the long jump.

PERSONAL: Johnson was a football and track standout at Dorsey High School in Los Angeles, where he earned first-team all-state honors in football as a senior. He grew up near the USC campus and served as a ball boy for the Trojans for six years while also working as a runner for the Southern Cal sports information office. After being drafted by the Jets, Keyshawn launched "Key's Kids," a program which rewarded academic achievement and enabled inner city and underprivileged kids the opportunity to attend Jets and Buccaneers home games. He has already made plans to continue his "Key's Kids" program in Dallas, working with the Boys & Girls Clubs in the Oak Cliff area. He joined former President Bill Clinton and other prominent sport figures for an ESPN panel discussion on racial issues in sports, and he served as a guest speaker at the 2002 NFL Rookie Symposium. He provides assistance to local charities through his corporation, Keyshawn, Inc., and he is involved with the Starlight Foundation, Muscular Dystrophy Association, Multiple Sclerosis Association, United Cerebral Palsy and the Brotherhood Crusade. He is the lead developer in various community endeavors in Los Angeles, including Marlton Square – a \$140+ million project. He owns Profusion, a restaurant in the International Plaza in Tampa, and he has plans for additional business ventures in Southern California. He earned degrees in history and sociology from Southern California. Keyshawn has two children – Maia and Keyshawn, Jr.



KEYSHAWN JOHNSON

JOHNSON'S NFL STATISTICS

Year	No.	Receiving Yds.	Avg.	Long	TD
1996 (NYJ).....	63	844	13.4	50	8
1997 (NYJ).....	70	963	13.8	39	5
1998 (NYJ).....	83	1,131	13.6	41	10
1999 (NYJ).....	89	1,170	13.1	65	8
2000 (T.B.).....	71	874	12.3	38	8
2001 (T.B.).....	106	1,266	11.9	47	1
2002 (T.B.).....	76	1,088	14.3	76	5
2003 (T.B.).....	45	600	13.3	39	3
Totals.....	603	7,936	13.2	76	48

Year	No.	Receiving Yds.	Avg.	Long	TD
1998 (NYJ).....	16	194	12.1	25	1
2000 (T.B.).....	6	106	17.7	41	0
2001 (T.B.).....	3	75	25.0	46	0
2002 (T.B.).....	14	194	13.9	28	1
Totals.....	39	569	14.6	46	2

Single-Game Highs

Receptions: 12 vs. Chicago, 11/18/01
 Long Reception: 76 at Atlanta 10/6/02
 Receiving Yards: 194 vs. New England, 9/12/99
 Touchdowns: 2 six times, last vs. Minnesota 11/3/02

Top Reception Games

12 - vs. Chicago, 11/18/01
 11 - vs. Miami, 12/12/99
 10 - @ Tennessee, 11/22/98
 10 - @ N.Y. Giants, 12/5/99
 10 - vs. Pittsburgh, 10/21/01
 10 - vs. Detroit, 12/9/01
 10 - vs. New Orleans, 11/2/03
 9 - six times, last vs. Carolina, 9/14/03

Year	No.	Rushing Yds.	Avg.	Long	TD
1996 (NYJ).....	0	0	0.0	0	0
1997 (NYJ).....	0	0	0.0	0	0
1998 (NYJ).....	2	60	30.0	35	1
1999 (NYJ).....	5	6	1.2	12	0
2000 (T.B.).....	2	5	2.5	3	0
2001 (T.B.).....	0	0	0.0	0	0
2002 (T.B.).....	0	0	0.0	0	0
2003 (T.B.).....	0	0	0.0	0	0
Totals.....	9	71	7.9	35	1

Year	No.	Rushing Yds.	Avg.	Long	TD
1998 (NYJ).....	2	28	14.0	18	1
2000 (T.B.).....	0	0	0.0	0	0
2001 (T.B.).....	0	0	0.0	0	0
2002 (T.B.).....	0	0	0.0	0	0
Totals.....	2	28	14.0	18	1

100-Yard Receiving Games (18 total)

194 vs. New England, 9/12/99 (8 rec.)
 159 vs. Pittsburgh, 10/21/01 (10 rec.)
 144 vs. Miami, 12/12/99 (11 rec.)
 140 @ Tennessee, 10/14/01 (8 rec.)
 133 vs. Minnesota, 11/3/02 (9 rec.)
 132 vs. Pittsburgh, 12/23/02 (8 rec.)
 131 @ Atlanta, 10/6/02 (6 rec.)
 126 @ San Francisco, 9/6/98 (9 rec.)
 123 vs. New Orleans, 11/2/03 (10 rec.)
 121 vs. Minnesota, 10/29/00 (6 rec.)
 119 @ Chicago, 12/16/01 (7 rec.)
 116 vs. St. Louis, 12/18/00 (7 rec.)
 114 vs. Seattle, 12/6/98 (9 rec.)
 112 @ Tennessee, 11/22/98 (10 rec.)
 107 @ Indianapolis, 11/15/98 (5 rec.)
 104 vs. Minnesota, 11/23/97 (9 rec.)
 102 vs. Carolina, 9/14/03 (9 rec.)
 101 vs. Detroit, 12/9/01 (10 rec.)

Johnson Career by Opponent - Regular Season

Team	Games	No.	Yds.	Avg.	TDs
Arizona.....	2	9	145	16.1	2
Atlanta.....	5	15	248	16.5	4
Baltimore.....	4	17	220	12.9	1
Buffalo.....	9	40	554	13.9	4
Carolina.....	5	26	354	13.6	2
Chicago.....	6	29	329	11.3	2
Cincinnati.....	3	15	169	11.3	1
Cleveland.....	1	4	64	16.0	0
Dallas.....	4	18	202	11.2	1
Denver.....	2	9	148	16.4	1
Detroit.....	6	43	485	11.3	1
Green Bay.....	6	31	347	11.2	2
Indianapolis.....	9	38	524	13.8	2
Jacksonville.....	1	8	94	11.8	0
Kansas City.....	1	1	9	9.0	0

Team	Games	No.	Yds.	Avg.	TDs
Miami.....	9	45	549	12.2	6
Minnesota.....	6	41	587	14.3	3
New England.....	9	49	731	14.9	5
New Orleans.....	4	22	293	13.3	0
N.Y. Giants.....	2	11	112	10.2	1
N.Y. Jets.....	1	1	1	1.0	0
Oakland.....	2	7	94	13.4	0
Philadelphia.....	3	13	198	15.2	1
Pittsburgh.....	2	18	291	16.2	1
St. Louis.....	4	20	311	15.6	2
San Francisco.....	2	10	130	13.0	2
Seattle.....	3	18	202	11.2	1
Tampa Bay.....	1	3	22	7.3	0
Tennessee (Titans/Oilers).....	3	21	300	14.3	2
Washington.....	4	21	223	10.6	1

NFL ALL-TIME RECEPTION LEADERS

Player	Rec.	Yds.	Avg.	TDs
1 JERRY RICE.....	1,519	22,466	14.8	194
2 Cris Carter.....	1,101	13,899	12.6	130
3 TIM BROWN.....	1,070	14,734	13.8	99
4 Andre Reed.....	951	13,198	13.9	87
5 Art Monk.....	940	12,721	13.5	68
6 Irving Fryar.....	851	12,785	15.0	84
7 LARRY CENTERS.....	827	6,797	8.2	28
8 Steve Largent.....	819	13,089	16.0	100
9 Shannon Sharpe.....	815	10,060	12.3	62
10 Henry Ellard.....	814	13,777	16.9	65
11 MARVIN HARRISON.....	764	14,004	18.3	75
12 Charlie Joiner.....	759	10,072	13.3	83
13 Michael Irvin.....	750	12,146	16.2	65
14 Andre Rison.....	750	11,904	15.9	65
15 KEENAN McCARDLELL.....	743	10,205	13.7	84
16 JIMMY SMITH.....	724	9,370	12.9	52
17 JIMMY SMITH.....	718	10,092	14.1	55
18 Gary Clark.....	699	10,856	15.5	65
19 Terance Mathis.....	689	8,809	12.8	63
20 ISAAC BRUCE.....	688	10,461	15.2	68

Active Players closest to the Top 20


MARSHALL FAULK.....	673	6,274	9.3	34
ROD SMITH.....	633	8,628	13.6	52
RICKY PROEHL.....	607	7,910	13.0	50
KEYSHAWN JOHNSON.....	603	7,936	13.2	48
TERRELL OWENS.....	592	8,572	14.5	81

CAPS - Players active in 2003



JOHNSON'S GAME-BY-GAME RECEIVING

1996						2000					
Game	No.	Yds.	Avg.	Long	TD	Game	No.	Yds.	Avg.	Long	TD
L-@ Miami 9/1	1	50	50.0	50	0	W-@ New England 9/3	4	64	16.0	27	0
L-@ Denver 9/1	1	50	50.0	50	0	W-Chicago 9/10	2	32	16.0	19	1
L-Indianapolis 9/8	5	53	10.6	14	1	W-@ Detroit 9/17	8	84	10.5	38	0
L-@ Miami 9/15	6	59	9.8	29	1	L-N.Y. Jets 9/24	1	1	1.0	1	0
L-N.Y. Giants 9/22	1	14	14.0	14	0	L-@ Washington 10/1	6	42	7.0	19	0
L-@ Washington 9/29	8	74	9.3	16	0	L-@ Miami 10/9	5	71	14.2	27	0
L-Oakland 10/6		Inactive				L-Detroit 10/19	6	79	13.2	17	0
L-@ Jacksonville 10/13		Inactive				W-Minnesota 10/29	6	121	20.2	35	1
L-Buffalo 10/20	8	94	11.8	18	2	W-@ Atlanta 11/5	3	47	15.7	29	2
W-@ Arizona 10/27	7	94	13.4	34	1	W-Green Bay 11/12	5	51	10.2	19	1
L-New England 11/10	4	44	11.0	20	0	L-@ Chicago 11/19	2	13	6.5	9	0
L-@ Indianapolis 11/17	5	91	10.7	13	0	W-Buffalo 11/26	2	15	7.5	12	0
L-@ Buffalo 11/24	1	10	10.0	10	0	W-Dallas 12/3	4	28	7.0	19	0
L-Houston 12/1	3	48	16.0	23	1	W-Miami 12/10	4	41	10.3	19	0
L-@ New England 12/8	7	91	13.0	26	1	W-St. Louis 12/18	7	116	16.6	32	2
L-Philadelphia 12/14	4	77	19.3	46	1	L-@ Green Bay 12/24	6	69	11.5	18	1
L-Miami 12/22	3	45	15.0	20	0	Totals	71	874	12.3	38	8
Totals	63	744	13.4	50	8						
1997						2001					
W-@ Seattle 8/31	6	68	11.3	15	0	L-@ Philadelphia 12/31	6	106	17.7	41	0
L-Buffalo 9/7	3	86	28.7	39	0						
L-@ New England 9/14	6	62	10.3	24	1	W-@ Dallas 9/9	7	71	10.1	19	0
W-Oakland 9/21	2	22	11.0	18	0	L-@ Minnesota 9/30	7	96	13.7	22	0
W-@ Cincinnati 9/28	3	28	9.3	12	1	W-Green Bay 10/7	9	82	9.1	22	0
W-@ Indianapolis 10/5	1	11	11.0	11	0	L-@ Tennessee 10/14	8	140	17.5	32	0
L-Miami 10/12	4	80	20.0	31	1	L-Pittsburgh 10/21	10	159	15.9	26	0
W-New England 10/19	4	66	16.5	27	1	W-Minnesota 10/28	5	62	12.4	21	0
W-Baltimore 11/2	4	63	15.8	22	0	L-@ Green Bay 11/4	6	63	10.5	22	0
L-Miami 11/9	6	79	13.2	25	0	W-@ Detroit 11/11	7	72	10.3	19	0
W-@ Chicago 11/16	1	35	35.0	35	1	L-Chicago 11/18	12	89	7.4	22	0
W-Minnesota 11/23	9	104	11.6	24	0	W-@ St. Louis 11/26	5	57	11.4	19	0
L-@ Buffalo 11/30	5	99	19.8	29	1	W-@ Cincinnati 12/2	7	85	12.1	34	0
L-Indianapolis 12/7	7	79	11.3	18	0	W-Detroit 12/9	10	101	10.1	17	1
W-Tampa Bay 12/14	3	22	7.4	12	0	L-@ Chicago 12/16	7	119	17.0	47	0
L-@ Detroit 12/21	6	59	9.8	14	0	W-New Orleans 12/23	2	41	20.5	25	0
Totals	70	963	13.8	39	5	W-Baltimore 12/29	4	29	7.3	9	0
						L-Philadelphia 1/6/02		Inactive			
1998						Totals	106	1,266	11.9	47	1
L-@ San Francisco 9/6	9	126	14.0	41	2						
L-Baltimore 9/13	6	81	13.5	24	1						
W-Indianapolis 9/20	2	20	10.5	11	1						
W-Miami 10/4	3	28	9.3	12	1						
L-@ St. Louis 10/11	4	79	19.8	35	0						
W-@ New England 10/19	4	78	19.5	29	0						
W-Atlanta 10/25	2	20	10.0	12	1						
W-@ Kansas City 11/1	1	9	9.0	9	0						
W-Buffalo 11/8	7	95	13.6	25	1						
L-@ Indianapolis 11/15	5	107	21.4	33	0						
W-@ Tennessee 11/22	10	112	11.2	23	1						
W-Carolina 11/29	3	77	25.7	37	0						
W-Seattle 12/6	9	114	12.7	20	1						
W-@ Miami 12/13	5	44	8.8	18	0						
W-@ Buffalo 12/19	7	66	9.4	16	0						
W-New England 12/27	6	75	12.5	24	1						
Totals	83	1,131	13.6	41	10						
1999											
L-New England 9/12	8	194	24.3	65	1						
L-@ Buffalo 9/19	3	47	15.7	27	0						
L-Washington 9/26	3	27	9.0	15	0						
W-@ Denver 10/3	8	98	12.3	26	1						
L-Jacksonville 10/11	8	94	11.8	20	0						
L-Indianapolis 10/17	5	45	9.0	18	0						
L-@ Oakland 10/24	5	72	14.4	28	0						
W-Arizona 11/7	2	51	25.5	43	1						
W-New England 11/15	6	57	9.5	17	1						
W-Buffalo 11/21	4	42	10.5	18	0						
L-@ Indianapolis 11/28	4	56	14.0	21	0						
L-N.Y. Giants 12/5	10	96	9.8	22	1						
W-Miami 12/12	11	144	13.1	27	2						
W-@ Dallas 12/19	6	96	16.0	35	0						
W-@ Miami 12/27	3	29	9.7	13	1						
W-Seattle 12/30	3	20	6.7	8	0						
Totals	89	1,170	13.1	65	8						
2003											
L-@ Philadelphia 9/6	6	83	13.8	20	0						
L-Carolina 9/14	9	102	11.3	22	0						
W-@ Atlanta 9/21	2	25	12.5	15	0						
L-Indianapolis 10/6	4	62	15.5	25	0						
W-@ Washington 10/12	4	80	20.0	39	1						
L-@ San Francisco 10/19	1	4	4.0	4	0						
W-Dallas 10/26	1	7	7.0	7	1						
L-New Orleans 11/2	10	123	12.3	24	0						
L-@ Carolina 11/9	5	80	16.0	23	1						
L-Green Bay 11/16	3	34	11.3	13	0						
W-N.Y. Giants 11/24		Inactive									
L-@ Jacksonville 11/30		Inactive									
W-@ New Orleans 12/7		Inactive									
W-Houston 12/14		Inactive									
L-Atlanta 12/20		Inactive									
L-@ Tennessee 12/28		Inactive									
Totals	45	600	13.3	39	3						



Julius Jones

Running Back

5'9" ★ 217 ★ 8/14/81

Notre Dame

D-2 for '04 (43rd overall)

NFL: Rookie ★ Cowboys: Rookie



COLLEGE: In using the highest draft pick to select a running back since Emmitt Smith was taken with the 17th pick in 1990, the Cowboys chose Julius Jones in the second round with the 43rd overall selection in the 2004 NFL Draft in hopes that the Notre Dame standout can present a serious threat from the running back position for years to come. If performance and productivity at a high profile collegiate program is a barometer for future NFL success, Jones is certainly prepared for the challenge at hand. In addition to his impressive running credentials, Jones should also benefit from a family lineage that has already produced one quality NFL running back. Jones comes to Dallas as a highly respected athlete who returned to the Irish team in 2003 and produced a banner senior campaign after sitting out the 2002 season due to academic ineligibility. He earned honorable mention All-America honors as a senior, joining his brother, Thomas, who earned All-America honors as a senior in 1999 while leading Virginia in rushing with 1,798 yards. The elder Thomas was the sixth pick in the first round of 2000 NFL Draft by the Arizona Cardinals, played for Tampa Bay in 2003 and signed with the Bears for 2004. Julius Jones started 17-of-45 games for the Irish, carrying 634 times for 3,018 yards (4.8 avg.) and 26 touchdowns, joining Vagas Ferguson (3,472, 1976-79), Allen Pinkett (4,131, 1982-85) and Autry Denson (4,318, 1995-98) as the only players in school history to gain over 3,000 rushing yards in a career. His 634 rushing attempts rank fourth in school annals. He also posted 250 receiving yards and a touchdown on 28 catches. A gifted return man, Jones had 38 career punt returns for 426 yards (11.2 avg.) and a touchdown to go along with 72 kickoff returns for 1,678 yards (23.3 avg.) and a score. His kickoff return efforts broke the Irish all-time record of 1,613 yards that was held by Tim Brown. His total kick return yards of 2,104 also broke Brown's previous school record of 2,089. Jones's 5,372 all-purpose yards topped the old Notre Dame all-time record of 5,327 by Denson. Jones possesses a very athletic and muscular frame with excellent quickness that allows him to make sharp moves while coming out of his stance and working through holes. Once he passes the line of scrimmage, Jones is a noted cutback runner with a burst who has enough power and strength to break tackles and go the distance. He also has the leverage and determination to run effectively between the tackles.

2003: Jones played in every game as a senior and set a school record by running for more than 200 yards in three separate games. An honorable mention All-America selection, he closed his final collegiate campaign by rushing for 1,268 yards and 10 touchdowns on 229 carries (5.5 avg.). Only Vagas Ferguson (1,437 in 1979), Allen Pinkett (1,394 in 1983) and Reggie Brooks (1,343 in 1992) gained more rushing yards in a single season for Notre Dame. Jones's ground totals enabled him to average 105.7 rushing yards-per-game for the Irish. He also caught 10 passes for 53 yards and added 243 yards on 13 kickoff returns. His 1,568 all purpose yards were the most by a Notre Dame player since former Cowboy Raghib Ismail had 1,723 yards in 1990. Jones was named *The Sporting News* National Player of the Week after gaining a school record 262 yards on 24 carries at Pittsburgh, including scoring runs of 25 and 49 yards. His performance eclipsed the previous school mark of 255 yards set by Ferguson against Georgia Tech in 1978. In a 27-24 win against Navy, Jones rushed 33 times for 221 yards, with touchdown runs of 48 and 12 yards. He capped his 200-yard game trifecta with a 218-yard performance (on 23 attempts) in Notre Dame's 57-7 win at Stanford. Jones's senior season was especially impressive considering he was coming off an idle 2002 season where he worked to raise his academic standing.

2002: Jones sat out what would have been his fourth year of eligibility after being ruled academically ineligible. He used that time to not only improve his grades, but also to further develop his athletic conditioning and strength. His work in and out of the classroom set the stage for a very productive final year at Notre Dame.

2001: Jones started six of the 11 games he played and gained 718 yards on 168 carries (4.3 avg.) and six touchdowns. He also caught nine passes for 57 yards and a score. A developing talent as a returner, Jones brought back 18 punts for 192 yards (10.6 avg.) and 18 kickoffs for 405 yards (22.5 avg.). His top rushing outings were against Navy (117 yards, including a 44-yard touchdown run) and Stanford (106 yards on 14 attempts). He added 95 yards on the ground against USC and 87 against Boston College.

2000: As a sophomore, Jones led the Irish in rushing attempts (162), rushing yards (657), rushing touchdowns (seven) and all-purpose yards (1,169). He was an All-Independent pick by collegefootballnews.com. He enjoyed a stellar year in returning kickoffs with a 28.4-yard average on 15 attempts with a 100-yard touchdown against Nebraska. He also had an 8.8-yard punt return average on four tries. Jones earned his first career start against Nebraska and responded with 227 all-purpose yards. He rushed for 126 yards and two touchdowns against Michigan State. He added 105 yards on 18 carries against Navy, including a one-yard scoring run. He also had a 100-yard day against Air Force with 111 yards on 27 carries.



1999: As a true freshman, Jones set a Notre Dame single-season record with 26 kickoff returns. His 603 kickoff return yards ranked behind only Heisman trophy winner Tim Brown's 698 in 1986. His 798 combined kick return yards (195 punt, 603 kickoff) ranked second all-time in a season behind Brown's 857 in 1987. As a backup running back, Jones averaged 5.0 yards-per-carry while gaining 375 yards with three touchdowns. His top outing came against Navy, where he gained 146 yards on 19 carries, marking the most rushing yards by a Notre Dame freshman since Jerome Heavens had 148 yards against Georgia Tech in 1975. He also had a 67-yard punt return for a score against Boston College.

PERSONAL: Jones attended Powell Valley High School in Big Stone Gap, Va., where he was an honorable mention USA Today All-America. While earning four letters in football, he captained his team as a senior and rushed for 2,564 yards and 36 touchdowns in his final prep campaign. He was named the Virginia Group A Offensive Player of the Year in 1997 and 1998 by the Associated Press and Virginia High School Coaches Association. He was also the Virginia Region D and Lonesome Pine District Player of the Year as a junior and senior. Jones's career totals include 614 carries for 5,803 yards and 86 touchdowns. As a safety on defense, he intercepted 10 career passes. He helped Powell Valley to 28 straight victories and the Virginia Group A-Division 2 state title in 1997 and 1998. Along the way, he set a Virginia high school record with 321 rushing yards in one state playoff game (on 19 carries) while scoring five touchdowns. Jones won four letters in basketball, serving as a senior captain and leading the team to league titles as a sophomore and junior. He also added four letters in track, captaining the team as a senior and earning all-state honors his last three seasons while competing in hurdle and jumping events. He set a state record with a time of 38.7 in the 300 intermediate hurdles in 1998 and also turned in a 14.2 in the 110 high hurdles. Julius Andre Maurice Jones majored in sociology at Notre Dame.

JONES'S NOTRE DAME TOTALS

Year	No.	Rushing Yds.	Avg.	Long	TD
1999	75	375	5.0	37	3
2000	162	657	4.1	56	7
2001	168	718	4.3	59	6
2002		Ineligible			
2003	229	1,268	5.5	61	10
Totals	634	3,018	4.8	61	26

Year	No.	Kickoff Returns Yds.	Avg.	Long	TD
1999	26	603	23.1	36	0
2000	15	427	28.4	100t	1
2001	18	405	22.5	58	0
2002		Ineligible			
2003	13	243	18.7	43	0
Totals	72	1,678	23.3	100t	1

Year	No.	Receiving Yds.	Avg.	Long	TD
1999	3	90	30.0	49	0
2000	6	50	8.3	29	0
2001	9	57	6.3	21	1
2002		Ineligible			
2003	10	53	5.3	15	0
Totals	28	250	8.9	49	1

Year	No.	Punt Returns Yds.	Avg.	Long	TD
1999	15	195	13.0	67t	1
2000	4	35	8.8	15	0
2001	18	192	10.6	53	0
2002		Ineligible			
2003	1	4	4.0	4	0
Totals	38	426	11.2	67t	1

Single Game Bests

Rushing Yards - 262 @ Pittsburgh, 10/11/03
Rushing Attempts - 33 vs. Navy, 11/8/03



Nathan Jones

Cornerback

5'10" ★ 187 ★ 6/13/82

Rutgers

D-7 for '04 (205th overall)

NFL: Rookie ★ Cowboys: Rookie



COLLEGE: The Cowboys added young depth to the secondary while also addressing needs on special teams when they selected Nathan Jones with their first pick in the seventh round (205th overall) of the 2004 NFL Draft. Jones comes to Dallas looking to build on his special teams accomplishments at Rutgers while continuing to develop in the defensive backfield. Jones has displayed skills as a solid cover corner, but made his mark returning kickoffs for the Scarlet Knights. He returned 82 kickoffs for 1,902 yards (23.2 avg.) and three touchdowns to finish second in school annals in kickoff return yardage behind Terrell Willis (2,063 yards, 1993-95). A two-year starter, he totaled 219 tackles, including four tackles for losses, 18 passes defended, five interceptions, three blocked kicks, two fumble recoveries and two forced fumbles.

2003: Jones started every game as a senior - eight at left cornerback and two on the right side - and recorded 73 tackles, seven pass deflections, two interceptions and blocked a punt. He added 489 yards and a touchdown on 19 kickoff returns (25.7 avg.). In the season opening win against Buffalo, he posted nine tackles and a deflection before picking off a pass, deflecting four more and making three stops at Army. He ran back three kickoffs for 84 yards, posted seven tackles, an interception and a pass break up against Virginia Tech. He made the move to the right side against Boston College and responded with five



tackles and a forced fumble on special teams. He also returned two kickoffs for 102 yards, including an 81-yard return for a touchdown. At Miami, Jones notched 111 yards on five kickoff returns while adding five tackles. He closed out his collegiate career with an eight-tackle performance in a win against Syracuse.

2002: As a junior, Jones became the first player in school history to earn Big East Conference co-Special Teams Player of the Year honors as he ranked sixth in the nation with 26 kickoff returns for 736 yards (28.3 avg.). He joined West Virginia's Nate Terry (1997) as the only two players in Big East history to have two 100-yard kickoff returns for touchdowns in a season. He also posted a career-high 84 tackles while adding two interceptions and seven pass break ups. To open the season against Villanova, Jones posted eight stops and a pass deflection. He registered a season-high 13 tackles and a fumble recovery against Buffalo. Against Army, he posted three tackles and a 24-yard interception return. He then notched his first 100-yard touchdown return of the season at Tennessee. At Syracuse, Jones blocked a field goal attempt that was returned 90 yards for a touchdown and posted his second 100-yard kickoff return of the season to become just the second player in Big East history to accomplish that feat.

2001: As a sophomore, Jones saw time as a reserve cornerback playing in eleven games. He finished the season with 55 stops, four passes defended, a forced fumble and an interception he returned 70 yards for a touchdown. He added 677 yards on 37 kickoff returns (18.3 avg.). Jones was in on eight tackles against Connecticut and West Virginia. He posted a 70-yard interception return for a touchdown against Boston College.

2000: As a redshirt freshman, Jones mostly saw playing time on special teams. He recorded seven tackles in 10 games.

1999: Jones redshirted as a true freshman.

PERSONAL: Jones was a football standout at Scotch Plains-Farwood, N.J., High School. The first-team all-state selection rushed for 2,474 yards and 33 touchdowns as a senior while adding three touchdowns and 227 yards on 10 receptions. On defense, he tallied 85 tackles, six interceptions and two fumble recoveries. The education major lettered on the Scarlet Knights 2001 track team as a sprinter, running a 10.8 in the 100 meters.

JONES'S RUTGERS TOTALS

Year	Solo	Tackles Ast.	Tot.	Sacks	Tkl/ Loss	PBU	Fum. For-Rec.	Blk. Kick
2000	6	1	7	0.0(0)	0(0)	0	0-0	0
2001	38	17	55	0.0(0)	1(-1)	4	1-0	0
2002	69	15	84	0.0(0)	2(-7)	7	1-2	2
2003	45	28	73	0.0(0)	1(-2)	7	0-0	1
Totals	158	61	219	0.0(0)	4(-10)	18	2-2	3

Interception Returns						Kickoff Returns					
Year	No.	Yds.	Avg.	Long	TD	Year	No.	Yds.	Avg.	Long	TD
2001	1	70	70.0	70	1	2001	37	677	18.3	52	0
2002	2	30	15.0	24	0	2002	26	736	28.3	100	2
2003	2	0	0.0	0	0	2003	19	489	25.7	81	1
Totals	5	100	20.0	70	1	Totals	82	1,902	23.2	100	3



Matt Lehr

Guard/Center

6'2" ★ 304 ★ 4/25/79

Virginia Tech

D-5 for '01 (137th overall)

NFL: 4th Year ★ Cowboys: 4th Year



GAMES/STARTS (regular season, playoffs): 2001 (8/0), 2002 (12/4), 2003 (16/16, 1/1). Total 36/20, 1/1.

PRO: After two seasons of action along the offensive line in a reserve capacity, Matt Lehr (pronounced LAIR) became the full-time starter at center in 2003 following a season ending knee injury to Al Johnson in training camp. Originally selected by Dallas in the fifth round (137th overall) in the 2001 NFL Draft, Lehr combines good athleticism with excellent technique to dominate his man at the line of scrimmage. He worked at guard and center during his first two professional seasons before settling into the role as the starting center in 2003.

2003: Lehr opened the season against Atlanta (9/7) helping guide Dallas to 149 yards on the ground. In the Monday night win at the N.Y. Giants (9/15), the offensive line played a key role in Quincy Carter having the time to throw for a career-high 321 yards. At the N.Y. Jets (9/28), Lehr's run blocking played an important role as Dallas rushed 41 times for 202 yards and a touchdown. Against Arizona (10/5), he split time with Gennaro DiNapoli as the line allowed just one sack in 32 pass plays and the offense piled up 365 total yards. Against Philadelphia (10/12), the line's pass protection allowed just one sack before giving up just one sack in 28 pass plays at Detroit (10/19). At Tampa Bay (10/26), Lehr played almost the entire game



at center after DiNapoli suffered a sprained ankle in the second quarter. He then went on to complete his first full game as the starting center against Washington (11/2), and the offense racked up 400 total yards, including 208 on the ground. The line allowed just one sack in the next two games against Buffalo (11/9) and New England (11/16). Against Carolina (11/23), Lehr and company yielded just one sack in 45 pass attempts before leading the way for 150 rushing yards at Philadelphia (12/7). At Washington (12/14), Lehr was part of a line that cleared a path for Troy Hambrick's 189-yard rushing day, the third biggest single-game performance in club history. He then helped Dallas rush for 104 yards, the 10th 100-yard day of the season, in the playoff-clinching win against the N.Y. Giants (12/21). In the season finale at New Orleans (12/28), the line's pass blocking allowed Carter to throw a career-high 47 times for 290 yards.

2002: Lehr's versatility proved key as he saw action in 12 games, lining up at both guard spots and center during the year. He also earned four starts – two at left guard and two at center – during the season. In the season opener at Houston (9/8), Lehr spelled Kelvin Garmon (knee) at right guard in the second quarter. In the Cowboys home opening win against Tennessee (9/15), Lehr stepped in to replace Larry Allen (ankle) at left guard, helping the line allow just one sack in 25 pass attempts. Lehr earned his first NFL start at left guard in place of Allen at Philadelphia (9/22). The following week at St. Louis (9/29), he took over at right guard for Solomon Page (ribs) in the fourth quarter. Lehr earned his second career start, his first at center, in place of Andre Gurode (toe) against the N.Y. Giants (10/6), and he was part of a line that helped Dallas rack up 340 total yards and allow just two sacks in 44 pass plays. He started his second consecutive game at center against Carolina (10/13) but moved to right guard in the second half when Page (respiratory problems) was forced from the game. At Arizona (10/20), Lehr earned his fourth start of the season, this time back at left guard for Allen. Midway through the first quarter, he suffered a strained PCL in his left knee and missed the remainder of the game. The injury kept him on the sidelines the next two weeks, but he returned to limited action at Indianapolis (11/17). Lehr was active but did not play against Jacksonville (11/24) and then replaced Gurode (groin) at right guard in the Thanksgiving Day win against Washington (11/28). In that game, Lehr was part of an offensive front that led Dallas to a season-high 211 rushing yards, including a season-high 144 yards by Emmitt Smith – putting him over the 17,000 yard mark for career rushing – and his fourth consecutive 100-yard day against the Redskins. Against San Francisco (12/8), Lehr spelled Gurode (jaw contusion) at right guard in the second quarter. He was active but did not play the final three weeks of the season.

2001: Lehr saw his first NFL action as a rookie with a fourth quarter stint at left guard in the second week of the season at Philadelphia (9/30). Against Arizona (10/28), he saw action at both guard spots for Allen and Garmon for a limited number of snaps when they were forced from the game. At Arizona (12/23), Lehr saw considerable time at right guard in the first half, helping Dallas rush for 174 yards on the day, including a season-high 128 by Smith. In the season finale at Detroit (1/6/02), Lehr played almost the entire game at right guard after Garmon re-aggravated a sprained right foot. In the game, he helped protect Carter (no sacks) and block for Smith as he gained 77 rushing yards and topped the 1,000-yard mark for an NFL record 11th consecutive season.

COLLEGE: As a senior, Lehr earned second-team All-Big East and All-America honors while allowing only half a sack and five quarterback pressures and leading the team with 57 knockdown blocks. His performance throughout the season also earned him selection to play in the Hula Bowl. Lehr started all 12 games as a junior at left guard and surrendered only one sack and just three quarterback pressures to earn second-team All-Big East honors and help take the Hokies to the BCS National Championship game. After seeing practice time at guard and tackle during spring workouts of his sophomore year, Lehr injured his ankle during preseason practice and missed Tech's first two games. He saw his first action of the year in the third week and midway through the season he moved into the starting lineup.

PERSONAL: Matthew Steven Lehr played offensive guard and defensive end for Woodbridge, Va., High School. The three-time all-district and all-region selection earned Group AAA all-state honors for his work on the offensive line during his final prep season. He contributed 40 tackles and six sacks on defense while averaging 20 pancake blocks-per-game to garner All-America honors from *PrepStar*. The finance major averaged 12 pancake blocks a game as a junior to earn all-state accolades. He also garnered all-state honors as a member of the Woodbridge track team in the shot put. During the 2002 and 2003 off-seasons, Lehr participated in the Plano Komen Race For The Cure benefiting the Susan G. Komen Breast Cancer Research Foundation, served as a football coach for the team's annual Let Us Play! Sports Camp for 150 underprivileged girls from area non-profit agencies and participated in the Spina Bifida Association's annual Bowl-a-thon. He has also contributed clothing and toys to The Salvation Army Angel Tree program which serves needy children and families during Christmas. As a rookie, Lehr was a member of the Cowboys inaugural "Rookie Club", a program designed to introduce rookies to community service. Throughout the season, the rookies made visits to and spent time with children at Children's Medical Center of Dallas, Oak Cliff Boys and Girls Clubs, The Salvation Army and its' Christmas Distribution Center. He also took part in the Pegasus Project with the team's offensive line and the RISE School of Dallas, which helped raise awareness for the arts in Dallas. Lehr played the role of the "Grim Reaper" in the Fatal Choices, Shattered Dreams program, a DWI program featuring a mock traffic accident at Oak Ridge High School in Arlington, Tex.



Jamar Martin

Fullback

5'11" ★ 256 ★ 4/12/80

Ohio State

D-4 for '02 (129th overall)

NFL: 3rd Year ★ Cowboys: 3rd Year



GAMES/STARTS: 2002 (IR), 2003 (14/1, 1/0). Total – 14/1, 1/0.

PRO: Since the retirement of Daryl Johnston in 1999, the Cowboys have struggled to find a quality, proven blocker at fullback. The selection of Jamar Martin in the fourth round (129th overall) of the 2002 NFL Draft marked a positive move toward filling that void. Martin's rookie year was cut short after suffering a torn ACL in his right knee during training camp, forcing him to sit out all of the ensuing season. After an intense year of rehab away from the field, Martin responded with a solid campaign in 2003. Martin has great explosiveness and the ability to deliver a punishing blow as he leads interference for Cowboys backs. He also has fine quickness and pass catching ability, two elements that are a necessity for a fullback in the Cowboys current offensive scheme. He will be locked up in serious competition for a roster spot and playing time in the Cowboys offensive backfield this fall.

2003: After a long year of conditioning work and injury rehabilitation, Martin made his NFL debut in the Cowboys' opener against Atlanta (9/7), playing primarily on special teams and as a lead blocker at fullback. In the 24-7 win over Arizona (10/5), he recorded his first NFL carry with a three-yard gain on a third-and-one play midway through the fourth quarter. In the win over Washington (11/2), Martin saw considerable action with Richie Anderson out of the lineup with a shoulder injury. He responded by recording his first career reception with a six-yard catch, while also picking up a first down on his only carry of the day (for three yards). Martin recorded his first career special teams tackle against the Redskins as well. After being inactive against Carolina (11/23) and Miami (11/27), Martin earned his first NFL start at Philadelphia (12/7). He saw extensive playing time while blocking for a Dallas ground game that picked up 150 yards on the day. In Dallas's 27-0 win at Washington (12/14), Martin served as lead blocker for a Cowboys ground game that saw Troy Hambrick collect 189 rushing yards, the third best single-game performance by a Dallas back in club history. In the season ending loss at New Orleans (12/28), Martin recorded one carry for one yard and three yards on a reception.

2002: Martin suffered a torn ACL in his right knee during practice on July 29 and was placed on injured reserve Aug. 27. He underwent surgery to repair the damage on Sept. 3.

COLLEGE: Martin was the Buckeyes team co-captain as a senior, catching a career-high 13 passes for 120 yards and a pair of scores while carrying the ball 22 times for 86 yards. As a junior, Martin was used in a blocking role helping lead the way as Ohio State rushed for 2,199 yards while picking up six yards and a pair of touchdowns on eight carries. Martin started six games as a sophomore, rushing for 100 yards on 19 carries (5.9 avg.). As a true freshman, Martin saw action as the back-up fullback, totaling 34 yards and a touchdown on 12 carries while adding 68 yards on five receptions. He was part of a Buckeye offense that rushed for 2,737 yards and 22 touchdowns to finish second in the Big Ten Conference. That squad went on to beat Texas A&M in the Nokia Sugar Bowl and finish second in the nation with an 11-1 record.

PERSONAL: Martin helped lead McKinley High School in Canton, Ohio, to a 14-0 record and the Ohio big school championship as a senior. He averaged 6.2 yards-per-carry as a senior, picking up 368 yards and five touchdowns on 59 carries. He also totaled 59 tackles and five sacks as an outside linebacker. As a member of the Cowboys 2002 Rookie Club – a program designed to introduce rookie team members to community service in the Dallas area – despite his injured reserve status, Martin participated in monthly charity visits to non-profit organizations serving children. During Thanksgiving week, he joined other players on injured reserve and Dallas Cowboys Cheerleaders at a holiday party for 200 terminally ill and mentally challenged children hosted by Pappas Brothers Steakhouse in Dallas. During the 2003 season, Martin attended a Cowboys hosted screening of the feature film Radio with 400 youth from local charities. He also, volunteered with his teammates to serve an early Thanksgiving meal for hundreds of Salvation Army clients. Martin was a political science major at Ohio State. He has a daughter, Jaliyah (1/2/01), and a son, Jamar Jr. (7/2/03).

MARTIN'S COWBOYS TOTALS

Year	No.	Rushing Yds.	Avg.	Long	TD
2003	4	7	1.8	3	0

Year	No.	Receiving Yds.	Avg.	Long	TD
2003	2	9	4.5	6	0

Additional Statistics
Special Teams Tackles: 2003 (1-1-2).



Donald Mitchell

Cornerback

5'10" ★ 182 ★ 12/14/76

Southern Methodist University

UFA (Tennessee) for '03

NFL: 6th Year ★ Cowboys: 2nd Year



PLAYERS

GAMES/STARTS (regular season, playoffs): 1999 (16/0, 4/0-Ten.), 2000 (1R-Ten.), 2001 (12/3-Ten.), 2002 (16/10, 2/1-Ten.), 2003 (1R). Total – 44/13, 6/1.

PRO: A versatile defensive back with outstanding speed and intelligence, Donald Mitchell joined the Cowboys in 2003 as an unrestricted free agent from the Tennessee Titans. His Cowboys debut never got underway as he suffered a strained tendon in his left ankle in the final preseason game against Oakland (8/28). He was placed on injured reserve Aug. 31. The Beaumont, Texas, native enjoyed his first football stint in Dallas, producing a stellar collegiate career at Southern Methodist University. With the proliferation of three and four wide receiver sets in the NFL today, Mitchell brings a unique skill to the Dallas secondary having spent his last two seasons in Tennessee as the Titans' nickel back. After a full season of rehab, Mitchell looks to make his return to the playing field in 2004 and give the cornerback corps needed veteran leadership. He is also a special teams standout who will be a valuable asset to the Cowboys in a number of ways, having scored two touchdowns on blocked kicks and logged 43 special teams tackles during his career.

2003: After suffering a tendon sprain in his left ankle in the final preseason game against Oakland (8/28), Mitchell was placed on injured reserve Aug. 31 and spent the entire season rehabbing his ankle.

2002: Mitchell saw action in all 16 games with 10 starts as the team's nickel defensive back. In the process, he set career-highs in tackles (51), passes defended (eight), forced fumbles (one), fumble recoveries (two) and quarterback pressures (two). As a major contributor on special teams, he tied for fifth on the team with 11 special teams tackles and added another fumble recovery. Mitchell saw action at cornerback in the season opener against Philadelphia (9/8), recording three tackles and a pass defended. He earned his first start of the season at Dallas (9/15) and recorded one special teams tackle. He played a key role against Cleveland (9/22), starting at nickel cornerback and posting four tackles, a fumble recovery and a special teams tackle. For the second week in a row, Mitchell recovered a fumble while adding five tackles at Oakland (9/29). He broke up two passes, recorded two tackles and added a quarterback pressure against Washington (10/6). At Cincinnati (10/27), Mitchell posted three tackles in a 30-24 Titans win. He posted six tackles in each of the Titans' wins at Indianapolis (11/3) and against Houston (11/10), while also forcing the Colts' Jim Finn to fumble (the ball rolled out of bounds). Mitchell had one of his biggest days of the year against Pittsburgh (11/17), recording his first interception of the season along with four tackles, a pass defended and two special teams stops. His interception of a Tommy Maddox pass in the third quarter set up a Titans touchdown. In his second go-round against the Colts (12/8), he recorded a career-high nine tackles along with two passes defended and a special teams tackle. Mitchell helped hold the Patriots' (12/16) offense to a season-low 176 net yards with three tackles and a pass deflection that was intercepted by Rich Coady and returned 24 yards for a touchdown. His play in the nickel defense helped hold Houston (12/29) to three points in the regular season finale. In the AFC Divisional Playoffs, Mitchell recorded three tackles, deflected a pass and recorded his first career sack in the 34-31 win against Pittsburgh (1/11/03). Mitchell then led the team with eight tackles in the AFC Championship game at Oakland (1/19/03).

2001: Mitchell saw action in 12 games with three starts as he returned to action after missing the 2000 season with a torn ACL in his right knee. He had a big impact on the Titans' special teams units, finishing third on the team with 13 special teams tackles while also scoring touchdowns on a blocked punt and blocked field goal return. He blocked the punt he returned for a score. On defense, Mitchell recorded 25 tackles and broke up four passes. In his first action since the injury a year before, Mitchell recorded a career-high four special teams tackles in the season opener against Miami (9/9). He posted five tackles, one pass defended and three special teams tackles at Jacksonville (9/23). At Baltimore (10/7), Mitchell scored his second career touchdown after blocking a Kyle Richardson punt and returning it 26 yards for a score. He blocked the punt after suffering a mild concussion earlier in the game and returning. He also added two tackles in the Ravens game. Mitchell earned his first career start in place of Samari Rolle (injured neck) and tallied three tackles, one pass defended and one special teams tackle in a 31-28 overtime win against Tampa Bay (10/14). He started and scored his third career touchdown on 69-yard blocked field goal return (Jason Hanson kick blocked by Henry Ford) at Detroit (10/21). It was the first time the Titans had blocked a field goal and returned it for a touchdown since Oct. 15, 1967 when the Oilers played the N.Y. Jets and Ken Houston returned a blocked field goal 71 yards for a score. Mitchell also posted a season-high seven tackles against the Lions. He tallied three tackles and a special teams stop at Pittsburgh (10/29). Mitchell earned another start as the third cornerback and posted two tackles and a



pass defended against Jacksonville (11/4). Mitchell left the game at Cleveland (12/2) in the first quarter after spraining his right knee and did not return. He returned to action at Minnesota (12/9), but was then inactive for the final four games of the season because of his knee.

2000: Mitchell was placed on injured reserve Aug. 22 after tearing the ACL in his right knee in practice.

1999: Originally drafted in the fourth round (117th overall) of the 1999 NFL Draft, Mitchell went on to play in all 16 games and finish his rookie year fourth on the team in special teams tackles with 19. He registered at least two special teams tackles in eight games. He was also the only Titan to return an interception for a touchdown in 1999, and he became the first Titan rookie to do so since Denard Walker in 1997. Mitchell recorded seven tackles on the season. He tallied a season-high two tackles and blocked a punt, which led to safety against Cincinnati (9/12) in his first NFL game. He collected his first NFL interception at New Orleans (10/17), returning the pick 42 yards for a touchdown. Mitchell had a season-high three special teams tackles at Cleveland (11/28). In the postseason, he saw action in all four playoff games, registering four tackles and the first postseason interception of his career when he picked off a Mark Brunell pass in the fourth quarter of the AFC Championship Game at Jacksonville (1/23/00).

COLLEGE: Mitchell played in 41 games with 26 starts during his collegiate career at Southern Methodist University. He contributed 160 tackles, six interceptions, two fumble recoveries and four forced fumbles. As a senior, he posted a career-high 74 tackles, 16 passes defended, three interceptions and two forced fumbles. He had a season-best 13 tackles against Ole Miss. Mitchell picked off three passes and recorded 45 tackles as a junior, and he started six games as a sophomore.

PERSONAL: Donald Roosevelt Mitchell was an all-district selection at Central High School in Beaumont, Tex. He was selected to the *San Antonio Express-News* Top 100 and named one of the top 20 defensive backs in Texas by *Texas Football Magazine*. He also lettered in track and baseball for the Jaguars. He returned to school in the spring of 2004 and received his bachelor's degree in management information systems from Southern Methodist. Donald's wife, Nikki Leenders, worked as a reporter for WTVF-TV in Nashville.

MITCHELL'S NFL TOTALS

Year	Solo	Tackles Ast.	Tot.	Sacks	Tk/ Loss	QB Press.	Passes Def.	For. Fum.	Blk. Kick	Special Teams Solo	Ast.	Tot.
1999 (Ten.)	6	1	7	0.0 (0)	-	0	1	0	1	-	-	19
2000 (Ten.)				Injured Reserve - Knee								
2001 (Ten.)	22	3	25	0.0 (0)	-	0	4	0	1	-	-	13
2002 (Ten.)	40	11	51	0.0 (0)	-	2	8	1	0	-	-	11
2003				Injured Reserve - Ankle								
Totals	68	15	83	0.0 (0)	-	2	13	1	2	-	-	43
Playoffs												
1999 (Ten.)	3	1	4	0.0 (0)	-	0	3	0	0	-	-	3
2002 (Ten.)	10	1	11	1.0 (-9)	-	0	1	0	0	-	-	0
2003				Injured Reserve - Ankle								
Totals	13	2	15	1.0 (-9)	-	0	4	0	0	-	-	3

Pass Interceptions

Year	No.	Yds.	Avg.	Long	TD
1999 (Ten.)	1	42	42.0	42t	1
2002 (Ten.)	1	-2	-2.0	-2	0
Totals	2	40	20.0	42t	1

Playoffs

2002 (Ten.)	1	0	0.0	0	0
-------------	---	---	-----	---	---

Opponents' Fumbles Recovered

Year	No.	Yds.	Avg.	Long	TD
2002 (Ten.)	3	1	0.3	1	0

Single-Game Bests

Tackles - 9 vs. Indianapolis, 12/8/02
 Playoffs - 8 at Oakland, 1/19/03
 Interceptions - 1 at New Orleans, 10/17/99 and
 vs. Pittsburgh, 11/17/02
 Passes Def. - 2 vs. Washington, 10/6/02 and
 vs. Indianapolis, 12/8/02



Terence Newman

Cornerback

5'11" ★ 188 ★ 9/4/78

Kansas State

D-1 for '03 (5th overall)

NFL: 2nd Year ★ Cowboys: 2nd Year



GAMES/STARTS (regular season, playoffs): 2003 (16/16, 1/1).

PRO: In selecting Terence Newman with the fifth overall choice in the 2003 NFL Draft, the Dallas Cowboys snagged the Jim Thorpe Award winner for the second consecutive year and have assembled one of the most promising and talented young secondaries in professional football. Newman joins the 2001 Thorpe winner, Roy Williams, as cornerstones of a defensive backfield that should provide playmaking abil-



ity and production for the Cowboys for years to come. The most decorated defensive player in Kansas State history, Newman quickly became just as well regarded in the NFL ranks, earning All-Rookie honors and being named an alternate to the Pro Bowl in his first season in Dallas. He led the club and tied for the lead among all NFL rookies with four interceptions. It was more than just his play against the pass that helped the Dallas defense earn the top NFL ranking in 2003, as he was also a major part of the Dallas run defense, accumulating 80 tackles. Blessed with tremendous athletic ability, Newman has outstanding speed (4.37 40-yard dash), that translated into three letters with the Wildcats' track team and two Big 12 Conference titles in the 100 meters (junior and senior seasons). Newman was also the Big 12 indoor champion in the 60 meters and finished fifth in that event at the NCAA Championships.

2003: Newman became just the third rookie cornerback in club history to start a season-opener, and he went on to lead the team and finish tied for 10th in the NFC with four interceptions. His four picks tied him for the NFL lead among rookies. He was also second on the club with 14 passes defended. A solid force against the run as well as the pass, Newman was fifth on the team with 80 tackles, including six for losses (second on the team). With 80 tackles, he became just the fifth cornerback in club history to record 80-or-more stops in a season since the club began keeping tackle records in 1979. His play helped the Dallas defense jump from a ranking of 18th in 2002 to tops in the league with a 75 yard-per-game improvement in 2003. Dallas was the only team in the league that had an opponents' pass completion percentage under 50%. In the season opener against Atlanta (9/7), he became just the third rookie cornerback in club history to start a season-opener and went on to tie for fourth on the team with five tackles. Along with Mario Edwards, he helped limit the Falcons wide receivers to six catches for 89 yards, including just two catches for 30 yards by Peerless Price. Newman recorded his first career interception when he picked off a second quarter pass intended for Jeremy Shockey at the Cowboys 20-yard line to end a potential scoring drive at the N.Y. Giants (9/15). He also tied for second on the team with five tackles and broke up a season-high three passes. At the N.Y. Jets (9/28), he recorded four tackles and helped limit the Jets' starting wide receivers (Curtis Conway and Wayne Chrebet) to six catches for 61 yards (10.2 avg.). Newman recorded his first career sack when he ran Jeff Blake out of bounds on a scramble against Arizona (10/5). The Cardinals were limited to 119 net passing yards, including just four catches for 39 yards by their starting wide receivers. With four tackles, he helped limit the Eagles to 115 net passing yards, including just four catches for 42 yards by their three wide receivers, in the Cowboys' 23-21 win against Philadelphia (10/12). Newman then broke up two passes and helped hold the Lions to 74 net passing yards, including just two catches for 30 yards by the Lions' wide receivers at Detroit (10/19). At Tampa Bay (10/26), the Dallas defense limited the Bucs to 133 net passing yards as Brad Johnson completed just 13-of-26 throws. Newman's play against Washington (11/2) held starting wide receivers Laveranues Coles and Rod Gardner to five catches for 41 yards (8.2 avg.) and the Redskins to 124 net passing yards. Against Buffalo (11/9), Newman logged five tackles and broke up a pass. While the starting receiver duo of Eric Moulds and Josh Reed recorded nine catches, they were held to 62 yards (6.9 avg.) with a long of 11 yards as the Bills managed just 85 net passing yards on the day. Newman was second on the team with seven tackles and helped force Jake Delhomme into a nine-of-24 passing day (37.5 completion percentage) in the Cowboys' 24-20 win over Carolina (11/23). He topped that the following week with a season-high eight tackles against Miami (11/27) on Thanksgiving Day. Newman also recovered a Ricky Williams fumble at the Dallas 28-yard line to end a potential scoring drive. The following week at Philadelphia (12/7), he tied for the team lead with seven tackles. Newman's game continued to improve as the temperature dropped in December, earning NFC defensive player of the week honors for his play at Washington (12/14). In that game, he tied the club record and became the fourth player, and first rookie, to record three interceptions in a game. The first ended a Redskins scoring drive at the Dallas seven-yard line. He returned the second 25 yards to the Redskins nine-yard line to set up a Dallas touchdown, and the third led to a Dallas field goal. He also added six tackles as Washington was limited to 161 total yards, including just 55 in the air – the lowest total by an opponent since Nov. 11, 2001 at Atlanta. Washington wide receivers were held to four catches for 29 yards in the game, including none by Coles. At New Orleans (12/28) in the regular season finale, Newman recorded six tackles and a tackle of Deuce McAllister for a three-yard loss on third-and-goal from the three-yard line to force a field goal on the Saints' opening possession. Newman added five tackles at Carolina (1/3/04) in his postseason debut.

COLLEGE: A consensus All-America selection as a senior, Newman was also an honorable mention All-America kickoff returner. He became the first player in school history to win the Thorpe Award while also finishing as a finalist for the Nagurski Award. An All-Big 12 Conference first-team choice and Defensive Player of the Year in 2002, Newman also became only the second player in school history to score a touchdown on a kickoff and punt return in the same season. In 48 collegiate games, he recorded 133 tackles, 10 interceptions, 32 pass deflections and a pair of forced fumbles. He also gained 834 yards with one touchdown on 32 kickoff returns (26.1 avg.) and another 417 yards with three touchdowns on 27 punt returns (15.4 avg.). As a senior, he intercepted five passes and deflected 14 others. His 28.5-yard average ranked fourth on the school's single-season kickoff return list while his 14.9-yard punt return average ranked third on KSU's single-season list. Newman also posed a threat on offense as a wide receiver, catching four passes for 98 yards (24.5 average) and a touchdown. A consensus All-Big 12 Conference second-team selection as a junior, Newman ranked fifth in the Big 12 and 16th in the nation in passes defended with 19, and he ranked fifth on the team with 51 tackles. He also intercepted three passes and blocked two kicks while also recovering a fumble and causing another. As a kickoff returner, he averaged 23.4 yards-per-return. On the track in the spring, Newman defended his Big 12 outdoor title in the 100 meters and reached the NCAA semifinals. Along the way, he broke his own outdoor school record in the 100 meters with a clocking of 10.20. He also finished second in the 200 meters at the Big 12 meet with a time of 21.42.



Newman collected his first All-America honor by finishing fifth in the 60 meters at the NCAA Indoor Championship with a time of 6.67 and was the Big 12 indoor champ at 60 meters, clocking a 6.65 in the finals after posting a school-record 6.62 in the prelims. As a sophomore, Newman saw action in every game with one start, recording 20 tackles and a four-yard interception return. On the track, Newman captured his first Big 12 outdoor title in the 100-meters, setting a school record with a 10.22 mark. He represented the Wildcats at the 2001 NCAA Outdoor Nationals, reaching the semifinals in the 100 meters. During the indoor season, Newman set a pair of school records at the 2001 Big 12 Indoor Track & Field Championships, clocking a 6.67 in the 60-meter semifinals and a 21.20 in the 200. He finished 15th in the 60 meters at the NCAA Indoor Nationals. As a redshirt freshman, Newman played in every game, recording eight tackles and one interception.

PERSONAL: Newman attended Central High School in Salina, Kan., where he was an all-class 5A selection. Coming out of high school, he was listed as one of the top 20 recruits in Kansas by First Down Recruiting. He lettered twice in football, three times in track, three times in basketball and once in baseball. As a senior, he had 10 receptions for 251 yards and three touchdowns as a receiver while recording 45 tackles, five interceptions and five deflected passes on the defensive side of the ball. He also returned 13 punts for 271 yards (20.9 avg.), including two for touchdowns. An outstanding track performer, Newman turned in times of 10.36 in the 100 meters and 21.6 in the 200 entering his senior season. The business major was involved with the "Breakfast Buddy" program in his hometown of Salina, which is similar to the nationwide Big Brothers/Big Sisters program. As a member of the Cowboys 2003 Rookie Club – a program designed to introduce rookie team members to community service in the Dallas area – Newman participated in charity visits to various non-profit organizations serving children and adults. Visits included work with the ChildCareGroup, The Salvation Army, Children's Medical Center Dallas and Kid's Café at The Voice of Hope Ministries. During the 2004 offseason, he served as a celebrity escort at the Children's Cancer Fund Fashion Show. The event, annually co-chaired by former Cowboy quarterbacks Roger Staubach and Troy Aikman, raises money to fund pediatric oncology research.

NEWMAN'S COWBOYS TOTALS

Year	Solo	Tackles Ast.	Tot.	Sacks	Tkl/ Loss	QB Press.	Passes Def.	For. Fum.	Special Teams Solo	Ast.	Tot.
2003	69	11	80	1.0 (-0)	6 (-15)	0	14	0	0	0	0
Playoffs											
2003	5	0	5	0.0 (0)	0 (0)	0	0	0	0	0	0

Year	No.	Interception Yds.	Returns Avg.	Long	TD	Year	No.	Opponents' Fumbles Yds.	Recovered Avg.	Long	TD
2003	4	23	5.8	25	0	2003	1	0	0.0	0	0



Dat Nguyen

Linebacker

5'11" ★ 243 ★ 9/25/75

Texas A&M

D3 for '99 (85th overall)

NFL: 6th Year ★ Cowboys: 6th Year



GAMES/STARTS (regular season, playoffs): 1999 (16/0, 1/0), 2000 (10/5), 2001 (16/16), 2002 (8/8), 2003 (16/16, 1/1). Total – 66/45, 2/1.

PRO: Dat Nguyen (pronounced WIN) has been overcoming long odds his entire life. The son of Vietnamese immigrants, Nguyen has battled the perception that he was too small to play football for as long as he has been involved in the game. He began proving critics wrong at an early age, and he proceeded to leave Texas A&M as the Aggies career record holder for starts (51 consecutive), tackles (517) and tackles-per-game average (10.7). Despite such an illustrious collegiate career, the "undersized" criticism was still heard from NFL personnel. The Cowboys went ahead and drafted the most productive linebacker in Texas A&M history in the third round (85th overall) of the 1999 NFL Draft. Nguyen made an impact with the Cowboys from the very beginning, leading the team in special teams stops as a rookie and becoming Dallas's starting middle linebacker in his second professional season. In 2001, he completed his first full season as a starting NFL middle linebacker and silenced the critics by recording the second highest single-season tackle total in Cowboys history. Since taking over the middle of the Cowboys defense four years ago, Dallas has finished with one of the top four defensive units in the league twice, including the top ranked unit in 2003. Nguyen's keen football instincts give him an uncanny ability to be around the ball, while his speed and quickness allow him to string plays wide while plugging up holes and creases. After paying his dues and earning his spot in the middle of the Dallas defense, Nguyen has displayed the



work ethic and leadership skills that will continue to guide one of the NFL's youngest and most rapidly improving defenses for years to come.

2003: Nguyen helped guide the Cowboys defense to the league's top ranking by posting a team-high 140 tackles, the second highest tackle total of his career (172 in 2001). He also led the club in tackles behind the line of scrimmage (career-high tying nine) while finishing third in passes defended (career-high 11) and tied for fourth in quarterback pressures (career-high 10), earning him second team All-Pro honors from the Associated Press. He also forced and recovered a career-high two fumbles. For the year, Nguyen led or tied for the team lead in tackles 11 times in 17 games. In the Monday night overtime win at the N.Y. Giants (9/15), he tied for second on the team with five stops, including one for a loss, and added his first career fumble recovery. At the N.Y. Jets (9/28), he tied for the team lead with 12 stops while helping limit the Jets running game to a 2.5 yard-per-carry average. He again tied for the team lead with eight stops against Arizona (10/5) while contributing a tackle for a loss and two pressures. Against Philadelphia (10/12), Nguyen totaled a team-high 10 tackles. At Detroit (10/19), he was second on the squad with six tackles while breaking up a career-high four passes and forcing a fumble. At Tampa Bay (10/26), he led the team with a season-high 15 stops while helping limit the Bucs to 133 net passing yards. He was second on the squad against Washington (11/2) with six tackles while recording his second sack of the season. At Buffalo (11/9), he tied for the team lead with eight tackles and registered a career-high three pressures while recovering a Bledsoe fumble at the Cowboys' 30-yard line to end a potential scoring threat. At New England (11/16), he again led the team with 11 tackles while posting a tackle for a loss and two pass deflections as the Patriots were limited to 65 rushing yards. In the win against Carolina (11/23), he recorded a team-high eight tackles, including two stops of Stephen Davis behind the line of scrimmage. His play helped limit Davis to just 59 yards on 26 carries (2.3 avg.). Nguyen tallied nine tackles and a tackle for a loss against Miami (11/27) on Thanksgiving Day before tying for the team lead with seven tackles and a pass defended at Philadelphia (12/7). In the win at Washington (12/14), his team leading 12 tackles helped limit the Redskins to 161 total yards. He also forced a Redskins fumble that Darren Woodson recovered. Nguyen tied for the team lead with 11 stops, including a tackle behind the line of scrimmage, against the N.Y. Giants (12/21). In the season finale at New Orleans (12/28), he posted a team-high tying eight tackles, two pressures, a tackle for a loss and a pass deflection while helping limit Deuce McAllister, the NFC's second leading rusher, to 49 yards on 21 carries (2.3 avg.). He recorded a postseason career-high 10 tackles in the Cowboys' NFC Wild Card Playoff game at Carolina (1/3/04).

2002: The Cowboys defense opened the season with extremely high expectations for the starting linebacking trio of Dat Nguyen (middle linebacker), Dexter Coakley (weakside) and newcomer Kevin Hardy (strongside). That trio was dealt a serious blow in the season opener at Houston (9/8) when Nguyen suffered a broken wrist that forced him to miss the next eight games. Despite his injury, Nguyen finished the Texans game with a team-high 11 tackles while adding a sack and a tackle for a loss. Following surgery and a two month rehabilitation period, Nguyen returned to practice following the Detroit game (11/3) and assumed his starting spot in the middle of the Cowboys defense at Indianapolis (11/17), finishing as the club's third leading tackler with 11 stops. In the following week's win over Jacksonville (11/24), he had six tackles. In the Thanksgiving Day win over Washington (11/28), Nguyen led all Dallas defenders with 13 stops, two of which were behind the line of scrimmage. Nguyen also played a key role in a defensive effort that helped hold Stephen Davis to 51 yards on 20 carries (2.6 avg.) while allowing just 121 second half yards on eight Redskins' possessions. He was second on the team in tackles in consecutive losses to San Francisco (12/8) with 12 stops and New York (12/15) with eight. In the Saturday night loss to the Eagles (12/21), Nguyen tied for the team lead with 10 tackles. In the season ending loss at Washington (12/29), he had 10 tackles and a key quarterback pressure that led to a Roy Williams interception, which was returned 85 yards for a second quarter touchdown. Nguyen finished the year by collecting 70 tackles in the final seven games after returning from the injured wrist. He was named by his teammates as the club's 2002 recipient of the Ed Block Courage Award for his battle back from the wrist surgery.

2001: Nguyen, a key component in the Cowboys dramatic turnaround on defense in 2001, led Dallas in tackles with 172 – a figure that (at the time) was second on the Cowboys all-time list behind Eugene Lockhart's 222 tackles in 1989. Nguyen's tackle total ranked seventh in the NFL for 2001. He led or tied for the team lead in tackles 11 times, while registering double-figure tackle totals in 11 games. His nine tackles behind the line of scrimmage also tied for the team lead. Nguyen's efforts helped the Cowboys defense earn a fourth overall NFL ranking by allowing just 287.4 yards-per-game. In 2001, the Cowboys allowed 1,710 rushing yards, a figure that was 927 fewer yards than the club allowed during the 2000 season. Those numbers represented the largest turnaround by any defensive unit in the NFL in 2001. Nguyen opened the season with a then career-high 15 tackles against Tampa Bay (9/9). His performance marked the highest tackle total by a Dallas middle linebacker since Randall Godfrey recorded 17 stops against New England on Dec. 5, 1999. Nguyen's efforts helped limit the Bucs running game to 71 yards on 33 carries (2.2 avg.), including 22 carries for 56 yards by Warrick Dunn. Against San Diego (9/23), he tied for the team lead in tackles with nine and recorded two tackles for a loss – while helping hold LaDainian Tomlinson to a 3.3-yard average on 27 carries. At Philadelphia (9/30), Nguyen tied for the team lead with 10 tackles despite dislocating the ring finger on his right hand during the game. He underwent surgery to insert a pin in the finger on Oct. 1. At Oakland (10/7), he finished third on the team with eight tackles despite playing with a cast on his right hand. In the Cowboys win over Washington (10/15), Nguyen led the team with 11 tackles, helping limit the Redskins to 226 total yards. In the win over Arizona (10/28), he led the team with 13 stops while helping limit the Cards to 75 rushing yards. He added a team-high 11 tackles in the overtime loss at the Giants (11/4). He again led the team in tackles at Atlanta (11/11) with 14 as the Falcons were limited to 201 total yards. He logged a team-high 14 tackles in the loss to Philadelphia (11/18), while



helping hold the Eagles to 227 total yards, 100 yards below their season average, and just 98 rushing yards on 35 carries (2.8 avg.). On Thanksgiving Day against Denver (11/22), Nguyen again led the team in tackles, this time with a career-high 16 stops. In Dallas's win at Washington (12/2), he tied for the team lead in tackles with eight and helped limit Stephen Davis, the NFC's third leading rusher entering the game, to 53 yards on 17 carries. In the Cowboys' surprising 27-21 win over playoff bound San Francisco (12/30), Nguyen led Dallas with 10 tackles and added two quarterback pressures as the NFL's second ranked running game (146 yards-per-game) was held to 56 yards.

2000: Nguyen opened the season as the starting middle linebacker and, despite missing six games due to injury, finished the year with 64 tackles, four stops behind the line of scrimmage and two interceptions. In his first professional start, he posted eight tackles and intercepted a pass, which he returned 24 yards against Philadelphia (9/3). At Arizona (9/10), he led the team with 12 tackles despite being slowed and missing playing time with a sprained MCL in his left knee. His knee sprain forced him to miss the next three games. He returned to action at the N.Y. Giants (10/15) and tallied seven stops, one behind the line of scrimmage, before suffering a strained neck in the fourth quarter that forced him from the game. He missed the next three games due to the neck strain, returning to action against Cincinnati (11/12) at middle linebacker in passing situations, where he recorded his second interception of the season. Nguyen posted four stops in spot play at Baltimore (11/19) before finishing fifth on the team with eight tackles at Tampa Bay (12/3) despite not starting. He was second on the team with seven tackles against Washington (12/10) while seeing considerable playing time off the bench. His effort against the Redskins helped limit Stephen Davis, the NFC's second-leading rusher, to 57 yards. He returned to the starting lineup against the N.Y. Giants (12/17) and tied for third on the team with 10 stops. He closed out the season at Tennessee (12/25) tying for third on the club with seven stops in his second consecutive start.

1999: Nguyen made an immediate impact as a rookie with his stellar special teams play and solid performance as a nickel middle linebacker. He finished the season as the Cowboys' leading special teams tackler with 18 stops, recording at least one special teams tackle in 12-of-17 games (including postseason) and earning all-rookie honors for his special teams play. On defense, he had 34 tackles, five tackles for lost yardage, one sack, one interception and a forced fumble. In his first professional game, at Washington (9/12), Nguyen led the Cowboys with three special teams tackles. He also recovered a key fourth quarter on-side kick that helped the Cowboys overcome a 21-point deficit in a game that was won by Dallas in overtime. The following week against Atlanta (9/20), he recorded his first career tackle at middle linebacker in a nickel passing situation. Against Arizona (10/3), Nguyen tied for the team lead among linebackers with a season-high five tackles, including one for a three-yard loss on a screen pass. He also recorded his first career interception with a fourth quarter pick of Jake Plummer. Two weeks later at the N.Y. Giants (10/18), he equaled his season-high with five tackles while playing middle linebacker in nickel situations. Nguyen recorded his first career sack at Indianapolis (10/31) when he brought down Peyton Manning for a 13-yard loss on first-and-goal from the Dallas three-yard line. He also tied for the team lead with three special teams stops against the Colts. In the Monday night loss at Minnesota (11/8), Nguyen tied for the team lead with two special teams tackles while also forcing a fumble on a second quarter kickoff return that Charlie Williams recovered at the Vikings 24-yard line to set up the second Dallas touchdown. He recorded four tackles against the Vikings playing mostly in the nickel defense. At Arizona (11/21), he tied for the team lead with two special teams stops and added two tackles at middle linebacker in Dallas's nickel defense. At New Orleans (12/24), he recorded four tackles and had a tackle for a 12-yard loss. In the season finale against the N.Y. Giants (1/2/00), Nguyen took over at middle linebacker in the second half for Randall Godfrey (back stiffness) and went on to tie his season-high tackle total with five while helping limit the Giants to 74 rushing yards. In the playoff loss at Minnesota (1/9/00), Nguyen broke up two passes and recorded three tackles.

COLLEGE: Following his senior season, Nguyen was one of the nation's most decorated collegiate players, earning All-America honors from Walter Camp, The Sports Network, *The Sporting News*, Burger King/AFCA, *Football News* and *College Football News*. The National and Big 12 Defensive Player of the Year, he also won the Lombardi Trophy and Chuck Bednarik Award, while being a finalist for the Dick Butkus and Sullivan Awards. Nguyen was also named the *Dallas Morning News* Big 12 Male Athlete of the Year. He finished his senior season with a career-high 147 tackles, becoming the first player in school history to lead Texas A&M in tackles four straight seasons. He also added 20 tackles for losses, four sacks, four forced fumbles and two interceptions. He closed his collegiate career with A&M records for consecutive starts (51), tackles (517) and tackles-per-game (10.7). As a junior, he was an All-Big 12 first-team selection and the team MVP. He was also an All-Big 12 first-team selection as a sophomore. In 1995, Nguyen was named Southwest Conference Defensive Newcomer of the Year as a redshirt freshman.

PERSONAL: Nguyen earned district 30-3A Defensive Player of the Year honors as a senior at Rockport-Fulton High School in Rockport, Tex., after tallying 188 tackles. He also earned Class 3A second-team all-state honors as a punter. Nguyen graduated from Texas A&M with a degree in agricultural development in August 1998 and took post-graduate classes during his senior football season. Since joining the Cowboys, he has taken an active role in the Dallas community. Most recently during the 2004 offseason, Nguyen served as the keynote speaker for the State Fair of Texas Scholarship Luncheon, attended Racing Against the Odds charity event hosted by Dallas sports writer and radio personality, Randy Galloway, which benefited the American Diabetes Association and attended the annual Muscular Dystrophy Association Muscle Team Bash hosted by former Cowboy Daryl Johnston. He also traveled to Washington, D.C. to attend the Vietnamese American National Gala, where he was one of six "Golden Torch" award recipients for his distinguished achievements in professional football and service in the community. During the 2002 season, Nguyen and his wife, Becky, served as guest participants at the Cowboys' annual NFL



201 Football Workshop for Women benefiting The Salvation Army. He annually participates as a celebrity football coach for the club's annual Dallas Cowboys Let Us Play! Sports Camp for Girls. Coach Nguyen led his group to mock "Super Bowl" victories in 2001 and 2002. In 2001, he took part in the Linebacker's Blitz Hunger at The Salvation Army as part of the Hams for the Holiday program, where players distributed hams to needy families. The Dallas Cowboys Salvation Army Angel Tree program, which provides clothing and toys to underprivileged children, the Children's Cancer Fund Fashion Show and Luncheon annually co-chaired by Troy Aikman and Roger Staubach and the Dallas Race for the Cure benefiting the Susan G. Komen Foundation for Breast Cancer Research are charity events that the Nguyen's support. Dat and Becky have a daughter, Aubrey Mai (6/26/03).

NGUYEN'S COWBOYS STATISTICS

Year	Solo	Tackles		Sacks	Tkl/ Loss	QB Press.	Passes		For. Fum.	Special Teams		
		Ast.	Tot.				Def.			Solo	Ast.	Tot.
1999	25	9	34	1.0 (-13)	5(-19)	1	1	1	11	7	18	
2000	37	27	64	0.0 (0)	4(-5)	1	4	0	0	0	0	0
2001	104	68	172	0.0 (0)	9(-18)	5	4	0	0	0	0	0
2002	44	37	81	1.0 (-2)	4(-7)	2	2	0	0	0	0	0
2003	93	47	140	2.0 (-17)	9(-16)	10	11	2	0	0	0	0
Totals	303	188	491	4.0 (-32)	31(-65)	19	22	3	11	7	18	

Playoffs

1999	1	2	3	0.0 (0)	0.0(0)	0	2	0	0	1	1	
2003	8	2	10	0.0 (0)	0.0(0)	0	0	0	0	0	0	
Totals	9	4	13	0.0 (0)	0.0(0)	0	2	0	0	1	1	

Interceptions

Year	No.	Yds.	Avg.	Long	TD
1999	1	6	6.0	6	0
2000	2	31	15.5	24	0
Totals	3	37	12.3	24	0

Opponents' Fumbles Recovered

2003	2	0	0.0	0	0
------	---	---	-----	---	---

Single-Game Bests

Tackles – 16 vs. Denver, 11/22/01
 Playoffs – 10 @ Carolina, 1/3/04
 Solo tackles – 11 @ Tampa Bay, 10/26/03
 Tackles for losses – 2 five times, last vs. Carolina, 11/23/03
 Passes defended – 4 @ Detroit, 10/19/03
 Playoffs – 2 @ Minnesota, 1/9/00
 Quarterback Pressures – 3 vs. Buffalo, 11/9/03



Keith O'Neil

Linebacker

6'0" ★ 230 ★ 8/26/80

Northern Arizona

FA for '03

NFL: 2nd Year ★ Cowboys: 2nd Year



GAMES/STARTS (regular season/playoffs): 2003 (15/0, 1/0).

PRO: The prototypical undrafted long shot who came to his rookie training camp with an attitude of settling for nothing short of a roster spot, Keith O'Neil immediately impressed the Dallas coaches with his tenacity, natural football instincts and his eagerness to learn quickly and contribute wherever needed. As a solid fundamental tackler who also has a feel for finding the ball carrier, O'Neil made a name for himself as a versatile special teams player who could make plays. By the end of the regular season, he was the Cowboys second ranked special teams tackler with 17 stops and provided solid depth at the linebacker position. Intensity, anticipation and speed (4.58 in the 40-yard dash) are three characteristics that earned O'Neil a roster spot and may make him a long-term role player in the NFL. O'Neil was one of only four rookie free agents to make the Cowboys 2003 opening day roster.

2003: O'Neil closed out an impressive rookie season as the team's second ranked special teams tackler with 17 stops. Only Tony Dixon had more kicking game tackles (20). O'Neil made his NFL debut as a special teams player – recording one tackle – in the regular season opener against Atlanta (9/7). He added two special teams tackles in the thrilling overtime win over the N.Y. Giants (9/15). He added another pair of special teams tackles in the key victory over Philadelphia (10/12) at Texas Stadium. In the loss at New England (11/16), O'Neil led the team with two special teams tackles. In the following week's pivotal win over Carolina (11/23), O'Neil tied for the team lead with two special teams tackles as the Panthers were limited to two punt returns for -1 yard and five kickoff returns for an 18.4 average. In the loss at Philadelphia (12/7), he was the team leader in special teams tackles (two) as the Eagles were limited to 7.0 yards on two punt returns and a 16.5-yard average on four kickoff returns. In the season ending loss at New Orleans (12/28), he again tied for the team lead with two special teams tackles. O'Neil closed out his rookie season with a special teams tackle at Carolina (1/3/04) in his first NFL playoff game. The Panthers were limited to 4.3 yards on three punt returns and 19.7 yards on three kickoff returns.

COLLEGE: O'Neil recorded 225 career tackles, 20 sacks and three interceptions in a stellar career at Northern Arizona University. After his senior season, he was selected to the All-Big Sky Conference first



team for the second straight year. He started 11 games as a senior and registered 75 tackles, four fumble recoveries and three interceptions. After an interception return and a forced fumble against Cal Poly, O'Neil was named the national Defensive Player of the Week by The Sports Network and *The Football Gazette*. During his junior year, O'Neil started 11 games and recorded a team-high 83 tackles and one forced fumble to earn All-Big Sky honors. As a sophomore, O'Neil registered 46 tackles, a team-best six sacks and one forced fumble.

PERSONAL: The communications major earned three letters in football, two in track and field and two in lacrosse at Sweet Home High School in Amherst, N.Y. He earned all-Western New York and all-conference honors as a senior. His father, Ed O'Neil, was a first round draft choice of the Detroit Lions in 1974 as a linebacker out of Penn State and spent seven years playing in the NFL. He went to camp with New England in 1980 when Bill Parcells was the Patriots linebackers coach but was released the day Keith was born (Aug. 26, 1980). Twenty-three years later – to the day – the younger O'Neil was named to the Dallas Cowboys' final 53-man roster. Since becoming a Dallas Cowboy, O'Neil has become active in the Dallas community. As a member of the Cowboys 2003 Rookie Club – a program designed to introduce rookie team members to community service in the Dallas area – O'Neil participated in charity visits to various non-profit organizations serving children and adults. Visits included work with the ChildCareGroup, The Salvation Army, Children's Medical Center Dallas and Kid's Café at The Voice of Hope Ministries. Beyond, his Rookie Club participation, he attended a special movie screening of "Radio" hosted by the Cowboys for 400 youth from area non-profit agencies and volunteered to participate in the team's annual United Way Hometown Huddle charity event. O'Neil and several of his new teammates volunteered to play Bingo with over 100 senior citizens at The Brady Center of Catholic Charities, a United Way of Metropolitan Dallas agency.

O'NEIL'S COWBOYS TOTALS

Year	Solo	Tackles Ast.	Tot.	Sacks	Tk/ Loss	QB Press.	Passes Def.	For. Fum.	Special Teams Solo	Ast.	Tot.
2003	0	0 -	0	0.0 (0)	0(0)	0	0	0	9	8	17
Postseason 2003	0	0 -	0	0.0 (0)	0(0)	0	0	0	1	0	1



Eric Ogbogu

Defensive End

6'4" ★ 270 ★ 7/18/75

Maryland

FA for '03

NFL: 7th Year ★ Cowboys: 2nd Year



GAMES/STARTS (regular season, playoffs): 1998 (12/0, 2/0 – NYJ), 1999 (14/0 – NYJ), 2000 (12/0 – NYJ), 2001 (15/0, 1/0 – NYJ), 2002 (12/0 – Cin.), 2003 (16/2, 1/0). Totals – 69/2, 3/0 (Dallas – 16/2, 1/0).

PRO: Veteran defensive end Eric Ogbogu (pronounced uh-BAH-goo) was snapped from the world of Under Armor television commercials and reunited with Bill Parcells during the Cowboys 2003 training camp. Ogbogu was on the street as a free agent after a year in Cincinnati when Dallas opened camp. He joined the squad on Aug. 11, following the first preseason game. He went on to earn significant playing time and two starts during the season, delivering a significant pass rush to a unit that had come up short in previous seasons. By December, the Cowboys had seen enough to know that Ogbogu was a keeper, signing him to a two-year contract extension before the season ended. Ogbogu should continue to evolve as a pass rusher after working in the Dallas system for a year. He was originally drafted by Parcells in the sixth round (163rd overall) of the 1998 NFL Draft when he was at the New York Jets and spent the first four years of his career (1998-2001) in the Big Apple.

2003: After joining the club during the middle of training camp, Ogbogu went on to have a stellar year, posting career-best numbers for tackles (30) and sacks (3.5) while seeing action in all 16 regular season games for the first time in his career – including his first NFL start. In the season opener against Atlanta (9/7), Ogbogu made his Cowboys debut and recorded two tackles in limited playing time in the defensive end rotation. In the Meadowlands taking on his former team, the Jets (9/28), he recorded three tackles but made his biggest play of the afternoon when he forced a Santana Moss fumble at the Jets' 48-yard line following a reception. Al Singleton recovered the ball to set up the Cowboys first touchdown drive. Ogbogu had a season-high five tackles against Philadelphia (10/12) while helping limit the Eagles to 110 net yards passing. He recorded the quarterback pressure at Detroit (10/19) that forced Derek Ross's final interception of the game as the Lions were held to 157 total yards. Ogbogu logged his first sack of the season and forced a fumble when he brought down Brad Johnson in the second quarter at Tampa Bay (10/26). His



emergence as a pass rush threat continued against Buffalo (11/9) when he recorded the first multi-sack game of his career with 1.5 sacks of Drew Bledsoe. On the first, Ogbogu forced a fumble to set up Dallas's only touchdown drive of the day at the Bills 24-yard line. On the second, he teamed with Greg Ellis to sack Bledsoe at the Cowboys 29-yard line (Ellis forced a fumble on the play) to end a potential Bills scoring threat. He also added two tackles as the Bills were held to 185 yards. In the Cowboys 24-20 win over NFC Champion Carolina (11/23), he recorded three tackles and helped limit Stephen Davis, the NFL's third leading rusher entering the day at 108.4 yards-per-game, to 59 yards on 26 carries (2.3 avg.). He made his biggest plays of the day with two quarterback pressures. On the first, he forced Jake Delhomme into Leonardo Carson for a sack, and on the second he hit Delhomme's arm as he was throwing, forcing the ball to flutter into the waiting hands of Roy Williams, who returned the interception to the Panthers 11-yard line to set up a Dallas touchdown. Ogbogu earned his first NFL start when he replaced Ebenezer Ekuban at right end at Philadelphia (12/7) and recorded three tackles. Starting for the second straight week at Washington (12/14), he had two tackles and a quarterback pressure while helping limit the Redskins to 161 total yards. He returned to a reserve role against the N.Y. Giants (12/21), and logged his third sack of the season as the Giants were limited to 213 total yards. On special teams, he recorded the first kickoff return of his career (five yards) on a pooch kick in the first quarter. In the regular season final at New Orleans (12/28), Ogbogu had an active day with two tackles, a tackle for a loss and a pressure. He tackled Deuce McAllister for a three-yard loss, forcing a third-and-five that the Saints did not convert. For the game, he helped limit McAllister to 49 yards on 21 carries. In the NFC Wild Card game at Carolina (1/3/04), he recorded four tackles and a tackle for a four-yard loss.

2002: Ogbogu signed with the Bengals as an unrestricted free agent April 29 and played in 12-of-16 games, being inactive the other four contests. He finished the season with four stops. He posted his first tackle with Cincinnati at Cleveland (9/15). He recorded another stop at Houston (11/3), then added a tackle at Carolina (12/8) and against Jacksonville (12/15).

2001: After spending the 2000 season rehabbing his shoulder injury, Ogbogu returned to the field for the Jets and picked up 24 tackles while playing in 15 games. He posted a season-high three tackles in a win against Miami (10/14). At New Orleans (11/4), Ogbogu recorded two tackles and helped limit Ricky Williams to 58 yards on 19 carries. At Miami (11/11), he posted three stops and recovered a Jay Fiedler fumble to stop a Dolphins drive at the Jets 40-yard line in the fourth quarter. The Jets 24-0 win in that game was the team's first shutout at Miami since 1970. In his third NFL playoff game appearance, he set a career-high with seven stops at Oakland (1/12/02).

2000: Ogbogu was listed as the starting right defensive end heading into training camp but suffered a shoulder injury prior to the first preseason game. He was waived/injured Aug. 5 and placed on reserve/injured Aug. 7, where he remained for the entire season.

1999: Ogbogu returned to the Jets defense, playing in 14 games and tallying 12 tackles, a sack and two fumble recoveries, returning one for a touchdown. In the season opener against New England (9/12), Ogbogu posted one tackle and recovered a Drew Bledsoe fumble. He tallied a season-high three stops against Jacksonville (10/11). He played against Oakland (10/24) but was forced from the game because of an illness. He was then inactive the next two weeks. He returned to action against Buffalo (11/21), where he went on to recover a Doug Flutie fumble in the end zone to give the Jets a 14-0 second quarter lead. The following week at Indianapolis (11/28), Ogbogu recorded his first career sack in the team's tremendous defensive effort against the top ranked scoring offense in the NFL when he tackled Peyton Manning for a seven-yard loss and knocked the Colts out of field goal range.

1998: After being drafted in the sixth round (163rd overall) by the N.Y. Jets, Ogbogu played in 14 games, including both Jets playoff games. He totaled eight tackles in 12 regular season games. He made his NFL debut in the season opener at San Francisco (9/6). He recorded his first two stops against Indianapolis (9/20). Ogbogu registered a season-high four tackles at St. Louis (10/31).

COLLEGE: Ogbogu finished his career at Maryland ranked fifth in school history with 18.5 sacks. Following his senior season, he garnered game MVP honors from the Hula Bowl after picking up four sacks in the game. As a senior, he picked up 43 tackles, four sacks, three forced fumbles and three fumble recoveries as the squad's captain. He led the team with seven sacks as a junior while adding 64 stops.

PERSONAL: Ogbogu played on both sides of the ball at Archbishop Stepinac High School in White Plains, N.Y., totaling 1,803 rushing yards as a senior running back and averaging eight tackles-per-game as a linebacker. In 2003, he was the featured actor in a number of television commercials for the athletic clothing company Under Armor. Ogbogu spent time during the 2003 holiday season participating in the Children's Medical Center Christmas party for children with sickle cell disease. He also joined his teammates and participated in The Salvation Army Angel Tree program, which provides gifts to families in need at Christmas. His late father, Louis, emigrated from Nigeria and played soccer at Stanford and Santa Clara. Eric has seven brothers and sisters. His brother Fran played fullback at Santa Clara.



ERIC OGBOGU'S NFL TOTALS

Year	Tackles		Tot.	Sacks	Tkl/ Loss	QB Press.	Passes Def.	For Fum.
1998 (NYJ)	5	3	8	0 (0)	—	—	0	0
1999 (NYJ)	9	3	12	1.0 (-7)	—	—	1	0
2000 (NYJ)				Injured Reserve - Shoulder	—	—	—	—
2001 (NYJ)	14	10	24	0.0 (0)	—	—	0	0
2002 (Cin.)	3	1	4	0.0 (0)	—	—	0	0
2003	16	14	30	3.5 (-24)	1(-3)	10	0	3
Totals	47	31	78	4.5 (-31)	1(-3)	10	1	3
Postseason								
1998 (NYJ)	0	0	0	0.0 (0)	—	—	0	0
2001 (NYJ)	—	—	7	0.0 (0)	—	—	0	0
2003	2	2	4	0.0 (0)	1(-4)	0	0	0
Totals			11	0.0 (0)	1(-4)	0	0	0
Opponents' Fumbles Recovered				Additional Statistics				
1999 (NYJ)	2	0	0.0	0	1	Kickoff Returns: 2003 (1 for 5 yards).		
2001 (NYJ)	1	0	0.0	0	0			
Totals	3	0	0.0	0	1			



Stephen Peterman

Guard

6'3" ★ 312 ★ 1/11/82

Louisiana State University

D3 for '03

NFL: Rookie ★ Cowboys: Rookie



COLLEGE: Stephen Peterman's aggressive style of play and solid performance at an extremely high level of collegiate competition were two key elements that stood out in the Cowboys evaluation of the LSU offensive guard. Peterman was the anchor of an LSU offensive line that paved the way for the Tigers run to the 2004 Sugar Bowl and a victory over Oklahoma to capture the national championship. A versatile athlete who plays with great toughness and intensity, Peterman moved to right guard in his senior season after starting 25 games over the previous two years at left guard. He started his collegiate career as a tight end and also spent some time on the defensive line. He is a big, strong player who loves the game and enjoys mixing it up in the trenches. He blocks with equal effectiveness on running or passing situations. He appeared in 48 games at LSU, starting 35 times. Peterman was selected with the Cowboys third round pick (83rd overall) in the 2004 NFL Draft.


2003: An All-America selection by *The Sporting News*, *Sports Illustrated* and ESPN, Peterman was also an All-Southeastern Conference choice by the Associated Press and *College Football News*. He was a team leader and anchor of an offensive line that helped lead the LSU Tigers to the SEC title and a win over Oklahoma in the Sugar Bowl to capture the 2003 national title. Peterman participated in 797 plays, leading the team with 149 key blocks (128 knockdowns and 21 pancakes) while allowing only one sack. He played a major role in leading an offense that averaged 418.4 yards-per-game. In the national title game, Peterman's block on defensive tackle Tommie Harris gave Justin Vincent room to score on an 18-yard run. He later took down defensive tackle Dusty Dvoracek on a 24-yard touchdown run by Skyler Green in the 21-14 decision over the Sooners.

2002: An All-Southeastern Conference pick, Peterman started the entire season at left guard, appearing in 869 plays. He registered 98 key blocks (80 knockdowns) and allowed only one quarterback sack for an offense that averaged 350.0 yards-per-game. The Tigers finished 8-5 overall, tying Arkansas for the SEC West Division title before falling to Texas in the Cotton Bowl.

2001: After making the switch from defensive end to the offensive line, Peterman started all but one game at left guard during a very successful sophomore season. He collected 78 key blocks and allowed only one quarterback sack to pace a Tiger offense that averaged 451.5 yards-per-game. He played a key role in the Tigers' 10-3 season that featured a win over second ranked Tennessee in the SEC Championship Game and a 47-34 win over No. 7 Illinois in the Sugar Bowl.

2000: As a freshman, Peterman played in five games as a reserve defensive end, recording eight tackles with three stops for losses of 11 yards. He was moved to the defensive line from tight end during fall camp.

PERSONAL: Peterman attended St. Stanislaus High School in Bay St. Louis, Miss. He was rated the 18th best player in Mississippi by *SuperPrep Magazine* and was a first-team all-state selection and a two-time all-district choice. As a senior, Peterman caught 14 passes for 150 yards and one touchdown and was rated the best tight end in the state. He was selected for the Mississippi All-Star Game. He also played basketball in high school. Peterman majored in general studies at LSU. He is married to the former Colleen Scheyd, and the couple has a son, Stephen Frederick, Jr. (8/26/03).



Jemeel Powell

Cornerback

6'0" ★ 186 ★ 8/29/80

California

W (Det.) for '03

NFL: 2nd Year ★ Cowboys: 2nd Year



GAMES/STARTS: 2003 (3/0, 1/0).

PRO: The Dallas Cowboys were looking for depth in their defensive backfield when they claimed Jemeel Powell off waivers from the Detroit Lions in September, 2003. Powell is a big corner that made a name for himself as an All-Conference player in the Pac-10. His penchant for physical play began to show in limited special teams action for the Cowboys last fall. With the free agency loss of starting cornerback Mario Edwards, Powell will be battling this fall for a spot in the club's nickel and dime packages.

2003: After signing with the Detroit Lions as a rookie free agent, Powell totaled eight tackles in pre-season action before being released on the final cut. Dallas claimed him off waivers on Sept. 1 and deactivated him for the season opener against Atlanta (9/7). He made his NFL debut the following week at the N.Y. Giants (9/15), seeing limited action on special teams. He again saw limited special teams action at the N.Y. Jets (9/28) before recording his first career special teams tackle against Arizona (10/5) when he forced Josh Scobey out of bounds at the Dallas 31-yard line to prevent a touchdown return. He was inactive for the final 12 games of the regular season, but returned to the field to see special teams duty in Dallas's wild card playoff game at Carolina (1/3/04).

COLLEGE: Powell earned All-Pac 10 honors as a senior after totaling 42 tackles, five interceptions and 13 passes defensed while returning 32 punts for 389 yards (12.2 avg.). His five interceptions tied for the conference lead. Despite being slowed by hamstring and groin injuries as a junior that forced him to miss four games, Powell still managed to collect 15 tackles, three pass deflections and an interception while returning 13 punts for 117 yards (9.0 avg.). As a sophomore, Powell earned second-team All-Pac 10 honors as a return specialist – returning 12 punts for 218 yards (18.2 avg.) and a touchdown – while garnering honorable mention All-Pac 10 honors as a cornerback – recording 34 tackles, 16 pass deflections and four interceptions. As a redshirt freshman, Powell posted a single tackle in his first collegiate game, but was forced to miss the next four games with a strained groin. He returned to action at UCLA as a receiver and finished the season with two catches for 42 yards while posting three tackles.

PERSONAL: Powell totaled six interceptions as a senior at Serra High School in Los Angeles, Calif. The sociology major also recorded 59 tackles while returning four kicks (two punts and two kickoffs) for touchdowns. He was also a sprinter for the Serra track team. As a rookie, he was a member of the Cowboys 2003 Rookie Club – a program designed to introduce rookie team members to community service in the Dallas area by making monthly visits to non-profit organizations serving children and adults. Visits included work with the ChildCareGroup, The Salvation Army, Children's Medical Center Dallas and Kid's Café at The Voice of Hope Ministries.

POWELL'S COWBOYS TOTALS

Year	Solo	Tackles Ast.	Tot.	Sacks	Tkl/ Loss	QB Press.	Passes Def.	For. Fum.	Special Teams		
2003.....	0	0	0	0.0 (0)	0 (0)	0	0	0	Solo	Ast.	Tot.
									1	0	1



Jacques Reeves

Cornerback

5'11" ★ 188 ★ 10/8/82

Purdue

D7c for '04 (223rd overall)

NFL: Rookie ★ Cowboys: Rookie



COLLEGE: The Dallas Cowboys loaded up on cornerbacks in the 2004 NFL Draft, including the selection of Jacques Reeves with their third pick in the seventh round (223rd overall). Despite playing in the run-happy Big Ten, Reeves proved to be a solid defender as a two-year starter at corner for the Boilermakers.



His ability to make plays allowed him to pick off seven career passes – finishing near the top of Purdue's interception list each of the last three years. He saw action in every game of his collegiate career, finishing with 140 tackles, 17 pass deflections, seven interceptions, four forced fumbles, two tackles for losses and two fumble recoveries.

2003: While starting all year on the weakside, Reeves totaled a career-high 64 tackles while knocking away nine passes, intercepting two and recording one sack. He kicked off his senior season with nine tackles against Bowling Green. He then posted a five tackle effort at Wake Forest. He added a pair of pass deflections against Notre Dame. Against Illinois, he tallied six tackles, two passes defended and his only career sack. He picked off a pass and deflected away a career-high three more against Penn State before posting five stops and a theft at Wisconsin. He tallied six stops at Michigan before producing a career-high 13 tackles and a deflected pass at Ohio State. He made five stops and blocked a field goal at Indiana. He was ruled academically ineligible for Purdue's Capital One Citrus Bowl game against Georgia.

2002: In his first season as a full-time starter, Reeves tied for the team lead with three interceptions while totaling 33 tackles. He registered six tackles and two pass breakups against Minnesota before totaling five stops and forcing a fumble at Iowa. At Illinois, he returned an interception 13 yards that resulted in a Purdue touchdown when teammate Brent Grover recovered Reeves' fumble in the end zone. Reeves picked off his second pass of the year against Michigan and his third at Northwestern. After breaking up two passes against Indiana, he recorded seven tackles and a pass deflection against Washington in the Sun Bowl.

2001: Reeves saw action in all 12 games – starting three – as a sophomore and tied for fifth in the Big Ten with three forced fumbles. He also totaled 32 tackles and two interceptions. In his first collegiate start, he returned a fumble recovery 25 yards for a touchdown on the game's second play from scrimmage against Northwestern. The next week against Illinois, he picked off his first career pass and forced a fumble. He registered a season-high five stops at Ohio State. He picked off his second career pass – a Jason Gesser throw – against Washington State in the Sun Bowl.

2000: As a true freshman, Reeves saw action in every game on special teams and recorded 11 special teams stops. He totaled three special teams tackles each against Central Michigan and Kent State.

PERSONAL: Jacques Dimitri Reeves was a standout defensive back for Lancaster, Tex., High School, where he intercepted four passes – returning two for touchdowns – and recovered five fumbles as a senior. Reeves was also a member of the Lancaster and Purdue track teams. At the 2003 Big Ten Indoor Championships, he finished second in the 200 meters (21.47) and third in the 60 meters (6.78). He won the 100 meters (10.41) title and finished second in the 200 meters (20.83) at the 2002 Big Ten Outdoor Championships. He was named Big Ten Freshman of the Year in track after finishing second in the 60 meters (6.80) and 200 meters (21.04) at the 2001 Big Ten Indoor Championships.

REEVES' PURDUE TOTALS

Year	Tackles		Tot.	Sacks	Tk/Loss	PBU	For. Fum.	Fum. Rec.	Block Kick
	Solo	Asst.							
2000	7	4	11	0.0(0)	0(0)	0	0	0	0
2001	23	9	32	0.0(0)	1(-2)	1	3	1	0
2002	28	5	33	0.0(0)	0(0)	7	1	1	0
2003	43	21	64	1.0(-4)	1(-4)	9	0	0	1
Totals	101	39	140	1.0(-4)	2(-6)	17	4	2	1

Interceptions

Year	No.	Yds.	Avg.	Long	TD
2002	3	15	5.0	13	0
2003	2	0	0.0	0	0
Totals	7	23	3.3	13	0



Jeff Robinson

Tight End

6'4" ★ 264 ★ 2/20/70

Idaho

UFA (St. Louis) for '02

NFL: 12th Year ★ Cowboys: 3rd Year



GAMES/STARTS (regular season, playoffs): 1993 (16/0-Den), 1994 (16/0-Den), 1995 (16/0-Den), 1996 (16/0, 1/0-Den), 1997 (16/0-StL), 1998 (16/0-StL), 1999 (16/9, 3/0-StL), 2000 (16/2, 1/0-StL), 2001 (16/6-StL), 2002 (IR), 2003 (16/0, 1/0). Totals – 160/17, 6/0.

PRO: Jeff Robinson made a triumphant return to the playing field in 2003 after missing the 2002 season recovering from ACL reconstruction. After seeing his streak of 144 consecutive regular season games played come to an end with the injury, he started a new streak, seeing action in all 17 games in 2003. A reliable player at a position that only gets noticed when mistakes are made, Robinson was perfect on all



155 of his kicking game snaps in 2003, including all 95 punt snaps, the third highest total in club history. Robinson originally signed with the Cowboys March 5, 2002 after the team struggled to find a consistent deep snapper throughout the 2001 season. He entered the NFL as a defensive end when he was taken by the Denver Broncos in the fourth round (98th overall) of the 1993 NFL Draft. He then signed as an unrestricted free agent with the St. Louis Rams in 1997 and showed his versatility while making a mid-career switch from defensive end to tight end.

2003: Robinson returned to the field and saw action in all 17 games. Along the way, he was perfect on all 155 of his punt, field goal and extra point deep snaps, including all 95 punt snaps – the third highest total in club history. He also became a valuable weapon in the club's goal line offense, scoring touchdowns on both of his receptions for the year. Robinson made his delayed Dallas debut against Atlanta (9/7) and recorded a team-high two special teams tackles while covering six punts. He added another special teams stop and was good on all eight field goal snaps as Billy Cundiff tied the NFL record with seven field goals made in a game at the N.Y. Giants (9/15). Against Arizona (10/5), he saw his first considerable playing time at tight end after Jason Witten suffered a fractured jaw in the fourth quarter. In the 24-20 win over NFC champion Carolina (11/23), Robinson recorded his first catch of the season with a five-yard touchdown grab from Quincy Carter in the third quarter. He then recorded his second catch of the season, and his second touchdown, when he hauled in a three-yard pass from Carter to tie the score at 10-10 just before halftime at Philadelphia (12/7). He finished up his first season with the Cowboys by recording his first career postseason special teams tackle in the wild card playoff game at Carolina (1/3/04).

2002: After signing with the team March 5, Robinson tore the ACL in his right knee in a training camp practice Aug. 20. He was placed on injured reserve Aug. 27 and underwent surgery Sept. 13. He spent the season rehabilitating from the surgery.

2001: Robinson started a career-high nine games for the Rams, finishing with 11 receptions for 108 yards and a touchdown while adding five special teams tackles serving as the team's deep snapper. In the season opener at Philadelphia (9/9), he tied his career-high with two catches for 26 yards and added two special teams tackles. At San Francisco (9/23), Robinson caught one pass for one yard. He made his first start of the season and tied his career-high with two receptions for 14 yards against Miami (9/30). At Detroit (10/8), he caught one pass for five yards, then started at fullback against the N.Y. Giants (10/14), catching a pass for three yards and tallying a tackle on special teams. Against Carolina (11/11), he caught one pass for six yards before starting at fullback and registering two receptions for 27 yards at New England (11/18). Against San Francisco (12/9), he added another catch for 26 yards.

2000: Robinson once again saw action in all 16 games while starting two at tight end. He ended the season with five catches for 52 yards while adding five special teams tackles. With the help of Robinson at deep snapper, kicker Jeff Wilkins led the NFL and tied the league record for field goal percentage in a season, connecting on all 17 attempts. Robinson started the season opener against Denver (9/4), recording one reception for three yards. He added eight yards on one catch the following week at Seattle (9/12) before earning his second start at San Francisco (10/29) and finishing with two receptions for a career-high 34 yards and two special teams tackles.

1999: He continued his seven-year streak of playing in every game despite making the switch from defensive end to tight end and continuing in the role of deep snapper. He started nine games at tight end, finishing with six receptions for 76 yards and two touchdowns. He recorded his first postseason touchdown on a 13-yard pass in the NFC Divisional Playoff Game against Minnesota (1/16/00) en route to capturing the Super Bowl XXIV title.

1998: Robinson returned to the Rams and posted five tackles and four quarterback pressures while adding 11 special teams tackles. He was the team's deep snapper, helping punter Rick Tuten finish fourth in the NFC with an average of 44.2 yards-per-punt. He recorded his first NFL touchdown on a four-yard pass from Steve Bono against Carolina (11/22).

1997: He was signed by St. Louis as an unrestricted free agent from the Broncos, seeing action in 16 games and recording six tackles and 12 special teams stops – fourth on the team.

1996: As the Broncos' deep snapper, he saw action in all 16 games and the playoff game against Jacksonville (1/4/97). He also saw time at defensive end in reserve roles.

1995: Robinson saw action along the defensive line, posting eight tackles, a pass defended and one fumble recovery. In his first season handling the deep snapping responsibilities in Denver, Robinson helped Jason Elam tie for second in the NFL in scoring among kickers.

1994: He returned to the Broncos for his sophomore campaign, seeing action mainly on special teams. He did register a career-high 14 tackles from his defensive end position.

1993: Robinson was selected in the fourth round (98th overall) of the NFL Draft by the Broncos. He saw action in all 16 games as a rookie, tallying 13 tackles, 3.5 sacks, two fumble recoveries and a forced fumble.

COLLEGE: Robinson was named All-America, All-Big Sky Conference and conference Defensive Player of the Year after closing out his senior year with 79 tackles, 13.5 sacks, 27 stops for losses, 35 quarterback pressures, six forced fumbles and five passes defended. In 1991, he was named second team All-America and first team All-Big Sky as he recorded 77 stops, 20 sacks and 28 tackles for losses as a junior. As a sophomore, Robinson was an all-conference academic selection while securing All-Big Sky and defensive MVP honors with 83 tackles, 16 sacks and 21 tackles for losses. As a redshirt freshman in 1989, he started nine games, posting 38 tackles, eight sacks, three forced fumbles, three fumble recoveries and three interceptions. He redshirted his true freshman year.

PERSONAL: Robinson was a three-time All-Greater Spokane League selection at tight end and line-backer during his three-year prep career at Ferris High School in Spokane, Wash. He also lettered in bas-



ketball and baseball twice. He graduated Idaho with a degree in finance. While on injured reserve in 2002, Robinson joined other injured Cowboys players Thanksgiving week and attended a holiday party for 200 terminally ill and mentally challenged children hosted by Papas Brothers Steakhouse in Dallas.

ROBINSON'S NFL TOTALS

Year	No.	Receiving Yds.	Avg.	Long	TD
1998 (StL)	1	4	4.0	4t	1
1999 (StL)	6	76	12.7	30	2
2000 (StL)	5	52	10.4	27	0
2001 (StL)	11	108	9.8	26	1
2002		Injured Reserve/Knee			
2003	2	8	4.0	5t	2
Totals	25	261	10.4	30	6

Playoffs					
1999 (StL)	2	24	12.0	13t	1
2001 (StL)	3	45	15.0	27	0
Totals	5	69	13.8	27	1

Year	No.	Opponents' Fumbles Yds.	Recovered Avg.	Long	TD
1993	1	-10	-10.0	-10	0
1995	1	0	0.0	0	0
Totals	2	-10	-5.0	-10	0

Additional Statistics
Special Teams Tackles: 1994 (3), 1995 (2), 1996 (2), 1997 (12), 1998 (11), 1999 (2), 2001 (5), 2003 (4). Total - 38.
 Postseason: 2003 (1)

Year	Solo	Tackles Ast.	Tot.
1993 (Den.)	7	6	13
1994 (Den.)	8	6	14
1995 (Den.)	3	3	6
1996 (Den.)	1	1	2
1997 (StL)	3	3	6
1998 (StL)	2	3	5
Totals	24	22	46

Sacks	Passes Def.	For. Fum.
3.5 (-18)	1	1
1.0 (-1)	1	0
1.0 (-5)	0	0
0.5 (-3)	0	0
0.5 (-3)	1	0
0.0 (-0)	0	0
6.5 (-30)	3	1



Jacob Rogers

Tackle

6'6" ★ 305 ★ 8/17/81

Southern California

D-2b for '04 (52nd overall)

NFL: Rookie ★ Cowboys: Rookie



COLLEGE: Jacob Rogers – considered one of the top offensive tackles in college football in 2003 – was the fourth tackle taken in the 2004 NFL Draft when the Cowboys selected him with their second pick in the second round (52nd overall). Rogers, who earned consensus All-America honors as a senior, was part of an offensive line at Southern California that averaged 450 yards-per-game each of his last two seasons while accumulating a 23-3 record and a share of the 2003 national championship. Coming from a tight end background, his strength is his footwork, which allows him to stay in front of defenders while working in space. He also has the strength to drive defenders away while run blocking. After beginning his collegiate career as a tight end, Rogers switched to tackle following his redshirt freshman season and needed only a year as an understudy before moving into the starting lineup as a sophomore and remaining there for his final three seasons. Being a student of the game allowed Rogers to succeed in his new position in one of the toughest football conferences in the country. This high-caliber experience and work ethic will provide him with a solid base as he battles for playing time – and possibly a starting position – on the Cowboys' offensive line this fall.

2003: For the third consecutive season, Rogers was the starting left tackle for a Trojans squad that finished the year with a 12-1 record and a share of the national championship. His work during his final collegiate campaign earned him consensus All-America honors, making him Southern Cal's first All-America offensive lineman since Tony Boselli in 1994. He was also chosen first team All-Pac-10, the recipient of the Pac-10's Morris Trophy as the league's top offensive lineman (as chosen by the league's starting defensive linemen) and USC's Offensive Lineman of the Year. His work at tackle helped the Trojans average 450.7 total yards-per-game, including an impressive 163.2 yards on the ground. In the process, Southern Cal had three running backs finish with more than 475 rushing yards while quarterback Matt Leinart was able to complete 63.0% of his passes for 3,229 yards and 35 touchdowns. In showing his athletic ability, Rogers caught a lateral against Oregon State but was tackled at the line of scrimmage.

2002: Rogers spent his junior season as the Trojans starting left tackle, helping the team to an 11-2 record that included a victory over Iowa in the Orange Bowl. His performance helped him earn his first All-Pac-10 honor. Southern Cal's offensive line helped the squad average 339.2 total yards-per-game, including 306.8 yards through the air. Rogers's work allowed quarterback Carson Palmer to complete 63.2% of his passes while throwing for 3,942 yards and 33 touchdowns on his way to claiming the



Heisman Trophy. The running game also flourished, finishing the season with two runners with more than 700 rushing yards apiece, led by Sultan McCullough's 814 yards on 179 carries (4.5 avg.). Rogers suffered a sprained right knee against California and was forced to miss the game against Washington. He returned to the lineup the following week at Oregon. Showing off his versatility, Rogers caught a lateral against Notre Dame and turned it into for a two-yard gain.

2001: Rogers, who missed spring practice while recovering from shoulder surgery, moved into the starting lineup at left tackle as a sophomore – starting 11 games – and was named honorable mention All-Pac-10 and Southern Cal's Offensive Lineman of the Year. Despite struggling as a team under new head coach Pete Carroll, the Trojan offense was still able to average 314.5 total yards-per-game, while Palmer was given the time to throw for more than 2,700 yards. Rogers suffered a hyperextended left elbow against Oregon State that forced him to miss a start – but not playing time – at California.

2000: After making the move from tight end to offensive tackle, Rogers spent his redshirt freshman season playing behind Brent McCaffrey at left tackle. Rogers saw considerable action in all 12 games with the offense and on special teams. His work helped key an offense that averaged 415.9 total yards-per-game, including 153.6 on the ground. McCullough finished the year with 1,163 rushing yards on 227 carries (5.1 avg.). Palmer was also able to put together a solid campaign, throwing for 2,914 yards. After the season, Rogers underwent surgery to repair a dislocated right shoulder. Following spring practice prior to the 2000 season, he had arthroscopic surgery to remove cartilage from his right hip and right shoulder.

1999: After entering USC during the spring semester and going through practices at tight end, Rogers was redshirted. He underwent surgery on a dislocated left shoulder late in the season.

PERSONAL: Rogers earned *SuperPrep* All-America, all-far west and *Tacoma News Tribune Western* 100 honors as a senior tight end at Oxnard, Calif., High School and should feel right at home during the Cowboys' 2004 training camp in Oxnard. During his final prep campaign, he caught 39 passes for 412 yards and four touchdowns despite missing the final four games of the season with a separated shoulder. He also saw playing time at defensive end, linebacker and punter, where he averaged more than 40 yards-per-punt. He totaled 17 catches for 201 yards and five touchdowns as a junior. He began his high school career as a freshman quarterback in 1995. The public policy major was also a member of the Oxnard basketball team, averaging 10 rebounds-per-game.



Tony Romo

Quarterback

6'2" ★ 227 ★ 4/21/80

Eastern Illinois

FA for '03

NFL: 2nd ★ Cowboys: 2nd



GAMES/STARTS (regular season, playoffs): 2003 (0/0, 0/0).

PRO: The Dallas Cowboys signed Tony Romo as a rookie free agent May 1, 2003, and he became one-of-four rookie free agents to make the club's opening day squad following training camp. He showed coaches his big time potential through training camp and earned a spot as the team's third quarterback through the season. Although he did not see playing time as a rookie, Romo worked with the scout team in order to ease the former Division I-AA quarterback into the NFL.

2003: After signing with the Cowboys as a rookie free agent, Romo spent the entire season as the club's third quarterback. In preseason action, Romo completed nine-of-17 passes for 134 yards, one touchdown and an interception.

COLLEGE: Tony Romo became the first player in Eastern Illinois and Ohio Valley Conference history to win the Walter Payton Award, given annually to the nation's top player at the NCAA Division I-AA level. He finished his career holding school and conference records with 85 touchdown passes. He was second in school and third in conference history with 8,212 passing yards. He was also second in school history with 584 completions and 941 attempts. As a senior, he set school and conference records for completions with 258 in 407 attempts for 3,615 yards – which placed him second in conference and third in school history for a season – and 34 touchdowns. As a junior, he led Division I-AA in passing efficiency, completing 138-of-207 passes for 2,068 yards and 21 touchdowns as he earned All-America, All-Ohio Valley Conference and the OVC Player of the Year honors. As a sophomore, Romo ranked second in Division I-AA in passing efficiency, completing 164-of-278 passes for 2,583 yards and 27 touchdowns as he was named honorable mention All-America, All-Ohio Valley Conference and the OVC Player of the Year. In 1999, his first year of collegiate football, Romo appeared in three games, completing 24-of-49 passes for 396 yards and three touchdowns. He was redshirted as a true freshman.

PERSONAL: Romo was a communications major at Eastern Illinois. He lettered three times in football while attending Burlington, Wisc., High School. An avid golfer, Romo attempted to qualify for the 2004



Byron Nelson and U.S. Open golf tournaments but fell short. As a member of the Cowboys 2003 Rookie Club – a program designed to introduce rookie team members to community service in the Dallas area – Romo participated in charity visits to various non-profit organizations serving children and adults. Visits included work with the ChildCareGroup, The Salvation Army, Children's Medical Center Dallas and Kid's Café at The Voice of Hope Ministries. He also attended a special movie screening of "Radio" hosted by the Cowboys for 400 youth from area non-profit agencies and volunteered to play Bingo with over 100 senior citizens at The Brady Center as part of the Cowboys annual United Way Hometown Huddle event.



Sean Ryan

Tight End

6'5" ★ 266 ★ 3/27/80

Boston College

D-5 for '04 (144th overall)

NFL: Rookie ★ Cowboys: Rookie



COLLEGE: In the continued effort to improve the offense, the Cowboys were looking to add valued depth at tight end when they drafted Sean Ryan in the fifth round (144th overall) of the 2004 NFL Draft. Ryan, deemed one of the top blocking tight ends to come out of the college ranks in 2003, has proven his ability to aid in the running and passing games. Not ready to be packaged as a blocking tight end, he consistently used his agility, size and speed off the line of scrimmage to make the difficult catch and scramble for extra yardage as a weapon in the passing game. Ryan is no stranger to special teams, adding 19 stops through his final three seasons on coverage units. He began his collegiate career at Boston College as a starting defensive end but quickly switched sides of the ball and settled in at tight end as a sophomore. In 37 games on offense, Ryan caught 75 passes for 950 yards and 12 touchdowns. His 12 touchdowns ranked second in school history among Eagle tight ends.

2003: Ryan was an All-Big East selection after finishing second on the squad with 35 catches for 447 yards and six touchdowns. His 35 receptions were the most by a BC tight end since Pete Mitchell hauled in 55 passes in 1994. He opened the season with five catches for 78 yards and an 18-yard scoring effort against Wake Forest. At Penn State, Ryan did not catch a pass, but his blocking helped clear a path for 238 rushing yards. Against Ball State, his blocking helped spring Derrick Knight on a 42-yard touchdown run giving the Eagles 259 yards on the ground. He added four receptions for 36 yards, including scores from one- and two-yards out. At Temple, Ryan had two catches for 31 yards and a touchdown. He earned Big East Player of the Week honors against West Virginia, notching a career-high eight receptions for 90 yards and two touchdowns. At Rutgers, he added 51 yards on four catches before catching three passes for 37 yards and making key blocks at Virginia Tech. To close out his collegiate career in the San Francisco Bowl, Ryan picked up 38 yards on three receptions.

2002: Ryan was a second-team All-Big East choice after registering 23 catches for 280 yards and three touchdowns as a full time starter. He also led the team with 10 special teams tackles. He caught two passes, including a three-yard touchdown, against Stanford. Ryan added two receptions for 35 yards against Central Michigan. Against Pittsburgh, he had two catches for 19 yards and a touchdown. Against Syracuse, Ryan hauled in six passes for a career-high 105 yards and a score. In the Motor City Bowl against Toledo, he returned a kickoff for nine yards and posted a special teams stop.

2001: Ryan made the switch to tight end from defensive end and went on to start every game, finishing fifth on the squad with 17 receptions for 223 yards and three touchdowns. In his offensive debut against West Virginia, Ryan picked up two catches for 65 yards while providing key blocks for tailback William Green. He added 31 yards on two catches against Stanford before posting his first career touchdown on a two-yard catch against Navy. Ryan added his second touchdown of the season on a 26-yard catch-and-run against Pittsburgh. He caught two balls for 29 yards and a score against Miami. He closed out his sophomore campaign with a 20-yard reception against Georgia in the Music City Bowl.

2000: As a redshirt freshman, Ryan started six regular season games and the Aloha Bowl at defensive end. He finished with 29 tackles, a sack and three tackles for 21 yards in losses. He made his collegiate debut against West Virginia and notched a tackle behind the line of scrimmage. He then went on to post three tackles in consecutive games against Army and Rutgers before tallying four stops against Navy and Virginia Tech. He picked up a season-high six tackles against Syracuse before picking up his first career sack and adding two tackles against Temple. Against Notre Dame, he had four tackles and a tackle for a loss before posting a tackle in the Aloha Bowl against Arizona State.

1999: Ryan was redshirted as a true freshman.

PERSONAL: Ryan earned all-state honors as a senior at St. Joseph's High School in Buffalo, NY. The three-time all-league and all-city selection also lettered in basketball and lacrosse. He graduated with a degree in history. Ryan grew up a Bills fan in Buffalo and was in attendance at Super Bowl XXVIII in Atlanta when the Cowboys claimed their fourth Super Bowl title.



RYAN'S BOSTON COLLEGE TOTALS

Year	No.	Receiving Yds.	Avg.	Long	TD
2001	17	223	13.1	26t	3
2002	23	280	12.2	31	3
2003	35	447	12.8	26	6
Totals	75	950	12.7	31	12

Single Game Bests

Receptions – eight vs. West Virginia, 11/8/03
 Receiving Yards – 90 vs. West Virginia, 11/8/03
 Touchdowns – two vs. Bell State, 9/27/03
 and vs. West Virginia, 11/8/03

Additional Statistics

Kickoff Returns: 2001 (1 for -1 yard); 2002 (2 for 21 yards). Total (3 for 20 yards).
Tackles: 2000 (20-9-29; 1 sack (-18); 3 tackles for a loss; 1 QB pressure).



Lynn Scott

Safety

6'0" ★ 210 ★ 6/23/77

Northwestern Oklahoma

FA for '01

NFL: 4th Year ★ Cowboys: 4th Year



GAMES/STARTS: 2001 (14/0) 2002 (14/0), 2003 (16/0, 1/0). Total (44/0, 1/0).

PRO: Lynn Scott impressed coaches during the 2001 preseason with his bone-jarring hits and smart special teams play, earning a roster spot as a rookie free agent. He has since developed into one of the Cowboys more consistent special teams players while seeing time in certain nickel and dime packages on defense. He will need to continue his impressive special teams play while he vies for a more active role in the Cowboys secondary.

2003: Scott continued his workman-like special teams play – finishing with eight special teams stops – while seeing limited time in certain nickel packages. He saw his first defensive action of the year in the season opener against Atlanta (9/7), breaking up a pass playing safety in the nickel package. He also added a special teams stop against the Falcons. He finished second on the team with two special teams stops at the N.Y. Jets (9/28) before recording his first defensive tackle of the season against Arizona (10/5). Against the N.Y. Giants (12/21), Scott recorded a special teams tackle while helping limit the Giants to a 17.3-yard average on three kickoff returns and a 4.0 average on two punt returns. The Cowboys' punt coverage also forced the Giants into two fair catches while downing another two punts. He recorded a defensive tackle in the season finale at New Orleans (12/28) just short of the first down marker on a third-and-10 play to force a fourth down. In his first career postseason action at Carolina (1/3/04), he recorded a single special teams tackle.

2002: Scott returned for his sophomore campaign and saw action on defense right off the bat as he filled in at strong safety for Tony Dixon (hamstring) against Tennessee (9/15). He ended the day with a career-high four stops. At St. Louis (9/29), Scott saw considerable action in the nickel package and tallied three tackles. Against the N.Y. Giants (10/6), he posted a tackle and a special teams stop before spraining his right great toe and missing the entire second half. He was inactive against Carolina (10/13) and at Arizona (10/20) with the toe injury, then returned to action and posted two tackles and a team-high three special teams stops against Seattle (10/27). He tallied two stops against Philadelphia (12/21) before adding two more in the season finale at Washington (12/29).

2001: After earning a roster spot with his play on special teams in the preseason, Scott went on to finish third on the team with 15 special teams tackles during the regular season. In the season opener against Tampa Bay (9/9), Scott made his NFL debut as a safety in the nickel package and recorded one tackle. At Philadelphia (9/30), he finished second on the team with two special teams tackles and recovered a fumble on the opening kickoff that set up a Cowboys field goal. He led the team with four special teams stops at Oakland (10/7). At Seattle (12/16), Scott saw brief action in place of Darren Woodson at strong safety, recording one tackle while adding another on special teams. He was a game-day deactivation against San Francisco (12/30) and at Detroit (1/6/02).

COLLEGE: Scott was a three-time NAIA All-America at Northwestern Oklahoma. As a senior, he was also named All-Central States Football League Defensive Player of the Year after totaling 72 tackles, nine passes defended and four interceptions and returning 26 punts for a school-record 595 yards (22.9 avg.) and four touchdowns. As a junior, he totaled 87 stops and five picks while returning 16 punts for 197 yards (12.3) and a score. He tallied 49 tackles and two interceptions while returning 12 punts for 337 yards (28.1) and two scores to lead the nation as a sophomore. As a freshman, Scott totaled 90 stops and two picks while returning 17 punts for 208 yards. His 1,337 career punt return yards is a NOU record.

PERSONAL: Scott was born in Turpin, Okla., where he starred on the Turpin High School football team. As a rookie, he was a member of the Cowboys inaugural 'Rookie Club,' a program designed to introduce



rookies to community service. Throughout the season, the rookies made visits to and spent time with children at Children's Medical Center of Dallas, Oak Cliff Boys and Girls Clubs, The Salvation Army and its Christmas Distribution Center. Scott holds a bachelor's degree in education.

SCOTT'S COWBOYS TOTALS

Year	Solo	Tackles Ast.	Tot.	Sacks	QB Press.	Passes Def.	For Fum.	Solo	Special Teams Ast.	Tot.
2001	2	3	5	0.0 (0)	0	0	0	6	9	15
2002	7	8	15	0.0 (0)	1	2	0	4	4	8
2003	3	0	3	0.0 (0)	0	1	0	4	4	8
Total	12	11	23	0.0 (0)	1	3	0	14	17	31
Playoffs										
2003	0	0	0	0.0 (0)	0	0	0	1	0	1

Opponents' Fumbles Recovered

Year	No.	Yds.	Avg.	Long	TD
2001	2	0	0.0	0	0



Scott Shanle

Linebacker

6'2" ★ 245 ★ 11/23/79

Nebraska

FA for '03

NFL: 2nd Year ★ Cowboys: 2nd Year

**GAMES/STARTS:** 2003 (6/0 – St.L.).

PRO: In an effort to add young talent and depth to their linebacker corps, the Dallas Cowboys claimed Scott Shanle (pronounced SHAN-lee) off waivers from St. Louis on Dec. 10, 2003. A former walk-on at Nebraska, Shanle went on to start 28 career games for the Cornhuskers. He brings to Dallas a solid work ethic and experience playing special teams in the NFL. He was originally selected in the seventh round (251st overall) of the 2003 NFL Draft by St. Louis.

2003: After finishing fifth in preseason action with 14 tackles, Shanle made his NFL debut in the Rams season opener at the N.Y. Giants (9/7). He saw mostly special teams action in six games for St. Louis, posting four special teams stops. He missed four games from late September through October while serving a league suspension. He was waived by the Rams on Dec. 9 and claimed by Dallas Dec. 10. He was inactive for the Cowboys' final three games and the wild card playoff game.

COLLEGE: Shanle earned Big 12 honorable mention honors as a senior after collecting 71 tackles, six pressures, five tackles for losses, two sacks, a pass defended and a forced fumble. As a junior, he earned honorable mention All-Big 12 honors after finishing fifth on the Cornhuskers with 56 stops, eight tackles behind the line of scrimmage, eight passes defended, three sacks and a fumble recovery. Shanle started nine-of-11 games as a sophomore, finishing fifth on the team with 55 tackles, four stops for losses, four pressures, two passes defended, a sack, an interception and a forced fumble. As a redshirt freshman, he saw action in every game, primarily as the up-front blocker on the Husker punt return team. He posted an assisted tackle against Iowa State while seeing time with the defense. He was redshirted as a true freshman after making the squad as a walk-on.

PERSONAL: Shanle was a key factor in St. Edward, Neb., High School's turnaround from a 3-6 record in his freshman season to 10-1, 9-1 and 10-1 records his final three prep seasons. A standout running back and defensive back for St. Edward – which played eight-man football – he earned all-state honors from the *Omaha World-Herald* and the *Lincoln Journal Star* and was named the player of the year by Huskerland Prep Report. He also earned multiple letters in track and basketball and served as a class officer his senior year. Shanle – a two-year member of Nebraska's Unity Council – graduated in December, 2002 with a degree in family and consumer science.

SHANLE'S NFL TOTALS

Special Teams Tackles: 2003 (4-St.L.).



Al Singleton

Linebacker

6'2" ★ 228 ★ 8/7/75

Temple

UFA (Tampa Bay) for '03

NFL: 8th Year ★ Cowboys: 2nd Year



PLAYERS

GAMES/STARTS (regular season, playoffs): 1997 (12/0 - T.B.), 1998 (15/0 - T.B.), 1999 (15/0, 1/0 - T.B.), 2000 (13/1, 1/0 - T.B.), 2001 (16/0, 1/0 - T.B.), 2002 (16/14, 3/2 - T.B.), 2003 (16/16, 1/1). Totals - 103/31, 7/3 (Dallas 16/16, 1/1).

PRO: Fresh off the experience of winning a Super Bowl title as a strongside linebacker for the Tampa Bay Buccaneers in 2002, Al Singleton came to Dallas in free agency to provide size, experience and stability on the strongside slot of the Cowboys defense. The results were immediate and impressive as Singleton surfaced as a consistent leader and playmaker on a Dallas defensive unit that would go on to finish the 2003 season ranked first in the NFL. One of the hardest working players on the Cowboys roster, the soft spoken Singleton is a true professional who understands the importance of preparation - both physically and in the meeting room - and is a solid role model for younger players. He is a smooth athlete who prides himself on being in the proper position to make a play. Singleton was originally a fourth-round selection (128th overall) of Tampa Bay in the 1997 NFL Draft. Through hard work and dedication, he moved up the ranks from a backup player - and a special teams standout - in Tampa Bay to a Super Bowl starter for the Bucs championship season in 2002. He is now a part of one of the NFL's most active and athletic trios of linebackers, joining Dat Nguyen (middle) and three-time Pro Bowl selection Dexter Coakley (weak-side). Singleton has the rare distinction of playing for two teams that finished consecutive seasons with the top rated defense in the NFL - Tampa Bay in 2002 and Dallas in 2003. He signed with Dallas as an unrestricted free agent on March 13, 2003.

2003: In stepping right into the starting strongside linebacker post in training camp, Singleton quickly established himself as one of the cornerstones of a Dallas defense that would finish the season as the NFL's top ranked unit. Dallas led the NFL in fewest passing yards allowed (164.4 yards-per-game) and fewest total yards allowed (253.5 average), while finishing third in rushing defense (89.1 yards-per-game). Singleton finished sixth on the team in tackles with 57 and tied for second on the squad in interceptions with two - one of which was returned for a touchdown. Singleton made his Dallas Cowboys' debut in the season-opening loss against Atlanta (9/7), finishing fourth on the team with five tackles. In the thrilling overtime win on Monday night at the N.Y. Giants (9/15), Singleton scored his first NFL touchdown when he picked off a Kerry Collins pass intended for Jeremy Shockey and returned it 41 yards for a score to give Dallas a 20-7 lead at the half. He had two tackles on the night while helping limit running back Tiki Barber to 41 yards on 15 carries (2.7 avg.). In the ensuing win at the N.Y. Jets (9/28), Singleton was again part of a takeaway that led to a Dallas touchdown when he recovered his first career fumble. Dallas took over at the Jets' 48-yard line following the turnover and drove to its opening touchdown. He closed out the Jets game second on the team with a season-high nine tackles as New York was limited to 66 rushing yards on 26 carries (2.5 avg.). In the win over Arizona (10/5), Singleton recorded his second interception of the season with a theft of a Jeff Blake pass. He also recorded three tackles as the Cardinals were limited to 151 total yards, including just 32 on the ground. In the pivotal win over Philadelphia (10/12), Singleton registered two tackles and helped limit the Eagles to 232 net yards on the day. The following week at Detroit (10/19), he recorded one tackle as the Lions were held to 157 total yards. In his homecoming outing at Tampa Bay (10/26), Singleton had two tackles, a tackle for a loss and broke up a pass as the Bucs were limited to 133 net yards passing and 16 points. In Dallas's win over Washington (11/2), he recorded three tackles and broke up a pass as the Redskins were held to 213 total yards. He registered six tackles and his first sack of the season in the Cowboys' win over Buffalo (11/9). The defense limited the Bills to 185 total yards, including just 58 on seven second half possessions. Although Dallas fell to the eventual Super Bowl champs at New England (11/16), Singleton had a very active night. He was third on the team with six tackles and had a season-high three pressures. He also broke up a pass and had his first special teams tackle of the season. In the win over Carolina (11/24) that pushed Dallas's record to 8-3, he had one tackle and helped limit Stephen Davis - the NFL's third leading rusher entering the day - to 59 yards on 26 carries (2.3 avg.). In the loss at Philadelphia (12/7), he recorded five tackles and tied for the team lead with two pressures. The following week at Washington (12/14), Singleton had two tackles and helped limit the Redskins to 161 total yards. In the season's final game at New Orleans (12/28), he had five tackles and a pressure as Deuce McAllister was held to 49 yards on 21 carries (2.3 avg.). He also tied for the team lead with two special teams tackles against the Saints. In his seventh career playoff game - at Carolina (1/3/04) - Singleton recorded five tackles and a quarterback pressure.

2002: Singleton moved into the Bucs' starting lineup at strongside linebacker and posted a career-high 89 tackles while adding three passes defended, a sack and an interception. His play helped propel the



Buccaneers to the league's top ranking in defense and the Super Bowl XXXVII championship. He opened the season with seven tackles and a special teams stop against New Orleans (9/8), missing the start as the Bucs opened in a nickel package. He started the following week at Baltimore (9/15) and posted a career- and team-high 11 tackles. He tied for the team lead with 10 tackles against St. Louis (9/23) before posting five tackles at Cincinnati (9/29) and another seven stops at Atlanta (10/6). At Carolina (10/27), Singleton totaled six tackles before tallying two stops and his first interception of the season against Minnesota (11/3). He then posted six tackles and a pass defended in the rematch against Carolina (11/17). He totaled five tackles against Green Bay (11/24) despite not starting because Tampa opened in a nickel package. At New Orleans (12/1), he registered five tackles and his first sack of the season, forcing an Aaron Brooks fumble on the play. He totaled eight stops against Atlanta (12/8) before posting four tackles and a pass defended at Detroit (12/15). He registered four tackles against Pittsburgh (12/23), then closed the regular season with four stops at Chicago (12/29). Singleton kicked off the Bucs playoff run with a tackle, a sack, a forced fumble and two passes defended in the NFC Divisional Playoff Game against San Francisco (1/12/03). In the NFC Championship Game at Philadelphia (1/19/03), he recorded a team-high tying seven tackles. He did not start Super Bowl XXXVII against Oakland (1/26/03), but posted a tackle against the Raiders. He finished Tampa Bay's three-game postseason jaunt with nine tackles, two passes defended, a sack and a forced fumble.

2001: Playing as a reserve, Singleton saw action in all 16 games and recorded 32 tackles, two passes defended, a sack and 10 special teams tackles, the sixth best special teams total on the team. After opening the season with a special teams tackle at Dallas (9/9), he saw considerable action at linebacker against Minnesota (9/30) and posted four tackles and a special teams stop. He again tallied four stops against Green Bay (10/7) while adding two special teams tackles. He recorded three tackles at Tennessee (10/14) before registering a tackle, a sack and a special teams stop against Minnesota (10/28). His sack against the Vikings was one-of-four sacks on the day by the Buccaneers defense. In the rematch against Detroit (12/9), Singleton totaled two tackles and a pass defended. The following week in a rematch at Chicago (12/16), he tallied three stops and a pass defended while adding a special teams tackle. He closed the season with a flurry, registering four tackles against Baltimore (12/29) and a season-high five stops against Philadelphia (1/6/02). He then totaled a tackle, a pass defended and a special teams stop in a wild card playoff game at Philadelphia (1/12/02).

2000: After an offseason rehabilitating his fractured ankle, Singleton returned to the playing field and saw action in 13 regular season games as a reserve linebacker and on special teams. He finished the season with 32 tackles, a pass defended and a forced fumble while tying for fifth on the team with 11 special teams stops. He kicked off the season by posting a career-high three special teams stops against Chicago (9/10). The following week at Detroit (9/17), he tallied two tackles playing linebacker, a special teams tackle and a blocked punt at Detroit (9/17). While subbing for Shelton Quarles at strongside linebacker against the N.Y. Jets (9/24), Singleton contributed three tackles. He again recorded three tackles at Washington (10/1) before totaling four stops and a pass defended against Detroit (10/19). He started his first career game at Atlanta (11/5) and recorded a then career-high 10 tackles. He returned to a reserve capacity against Green Bay (11/12) and collected two stops and forced a fumble in spot duty. He posted three special teams tackles against Buffalo (11/26) before suffering a knee injury against Dallas (12/3), which forced him to miss the final three games of the regular season. He returned to action in the wild card playoff game at Philadelphia (12/31) and registered two tackles, half a sack and a team-high two special teams stops.

1999: For the first time in his career, Singleton saw action in all 16 regular season games, recording 26 tackles, his first career interception and 10 special teams stops. He tallied two tackles against Denver (9/26) and two stops, a pass defended and two special teams tackles against Chicago (10/24). He registered two tackles and two special teams stops at New Orleans (11/7), then picked off his first career pass at Seattle (11/28), one-of-five Bucs interceptions on the day. He also totaled three tackles and a special teams stop against the Seahawks. He registered three tackles and a special teams stop at Oakland (12/19). Singleton posted a single tackle in a Divisional Playoff Game win against Washington (1/15/00) before fracturing his left ankle in the fourth quarter. The fractured ankle forced him to miss Tampa's NFC Championship Game loss at St. Louis (1/23/00).

1998: Singleton registered 18 tackles, a pass defended and four special teams stops while playing in 15 games. He recorded his first career defensive tackle at Minnesota (9/6), then posted three more stops at New Orleans (10/25). He registered two tackles and his first career pass defended in brief action against Minnesota (11/1). He also forced the Vikings only turnover of the game, pressuring Randall Cunningham into a fourth quarter interception to set up a Bucs' field goal. He tallied two stops at Jacksonville (11/15). He posted a season-high four stops in a Monday Night Football victory against Green Bay (12/7). The only game he missed during the season was the finale at Cincinnati (12/27) when he was inactive.

1997: Singleton saw action in 12 games as a rookie member of the Bucs' special teams units, posting four special teams tackles and blocking two punts, one of which he returned for a touchdown. He was the only member of the Tampa Bay squad to block a punt, and the only defensive player to score a touchdown. He started his rookie campaign with a bang against Arizona (9/28), blocking a Jeff Feagles punt, recovering the ball and returning it 28 yards for the Bucs' first touchdown of the game. That play marked Tampa's first score off a blocked punt since Ricky Reynolds returned a blocked punt 33 yards for a score at Washington on Oct. 22, 1989. Singleton blocked his second punt of the season at the N.Y. Jets (12/14), then recovered the loose ball at the Jets' 23-yard line. Singleton was originally drafted by Tampa Bay in the fourth round (128th overall) of the NFL Draft.

COLLEGE: Singleton finished his collegiate career as Temple's third all-time leading tackler, notching 390 career stops. He also added 11 passes defended, seven forced fumbles, five sacks, an interception



and a fumble recovery while starting 39-of-41 career games. He was tabbed the Owls' defensive captain as a senior and earned All-Big East honors at middle linebacker after leading the team with 134 tackles, breaking up five passes, forcing two fumbles and intercepting a pass. He posted a career-high 151 tackles as a junior to become only the fourth player in Temple history to surpass the 150-tackle plateau. He posted double digit tackles in each of the Owls' last 10 games. Singleton started at strongside linebacker as a sophomore and finished second on the squad with 74 stops while setting a school record with five forced fumbles. He played in eight games, starting six at strongside linebacker, as a freshman and recorded 31 tackles. He missed the final three games of his freshman season with a fractured right arm.

PERSONAL: Alshermont Glendale Singleton was a *SuperPrep* All-America and second-team all-state selection as a senior at Irvington, N.J., High School. He was also recognized as the fourth rated outside linebacker prospect in the state and was selected to play in the New Jersey North-South All-Star game. Singleton graduated from Temple with a degree in sports recreation management. Since becoming a Dallas Cowboy, he has become involved with the team's annual support of The Salvation Army Angel Tree Program which provides Christmas gifts to children and families in need.

SINGLETON'S NFL TOTALS

Year	Solo	Tackles Ast.	Tot.	Sacks	Tkl/ Loss	QB Press.	Passes Def.	For. Fum.	Blk. Kick	Special Teams Solo	Ast.	Tot.
1999 (Ten.)	6	1	7	0.0 (0)	-	0	1	0	1	-	-	19
1997 (TB)	0	0	0	0.0 (0)	-	0	0	2	4	0	-	4
1998 (TB)	13	5	18	0.0 (0)	-	0	0	0	3	1	-	4
1999 (TB)	15	11	26	0.5 (-4)	-	2	0	0	11	4	-	15
2000 (TB)	20	12	32	0.0 (0)	-	1	1	1	7	4	-	11
2001 (TB)	17	15	32	1.0 (0)	-	2	0	0	8	3	-	11
2002 (TB)	54	35	89	1.0 (-4)	-	3	1	0	3	0	-	3
2003	36	21	57	1.0 (-8)	1(-2)	7	5	0	0	3	0	3
Totals	155	99	254	3.5 (-10)	1(-2)	7	13	2	3	39	12	51

Playoffs

1999 (TB)	1	0	-	1	0.0 (0)	-	-	0	0	0	0	-	0
2000 (TB)	0	2	-	2	0.5 (0)	-	-	0	0	0	1	1	2
2001 (TB)	0	1	-	1	0.0 (0)	-	-	1	0	0	1	0	1
2002 (TB)	9	0	-	9	1.0 (-6)	-	-	1	1	0	0	0	0
2003	4	1	-	5	0.0 (0)	0(0)	1	0	0	0	0	0	0
Totals	14	4	-	18	1.5 (-6)	0(0)	1	2	1	0	2	1	-

Pass Interceptions

Year	No.	Yds.	Avg.	Long	TD
1999 (TB)	1	7	7.0	7	0
2002 (TB)	1	0	0.0	0	0
2003	2	42	21.0	41t	1
Totals	4	49	12.3	41t	1

Opponent's Fumble Recovery

Year	No.	Yds.	Avg.	Long	TD
2003	1	0	0.0	0	0

Single-Game Bests

Tackles - 11 at Baltimore, 9/15/02
Playoffs - 7 @ Philadelphia, 1/19/03



Zuriel Smith

Wide Receiver

5'11" ★ 166 ★ 1/15/80

Hampton

D6b for '03 (186th overall)

NFL: 2nd Year ★ Cowboys: 2nd Year



GAMES/STARTS (regular season/playoffs): 2003 (9/0, 0/0).

PRO: While seeing limited action as a receiver as a rookie, Zuriel Smith took no time in becoming a valuable asset to the Cowboys' special teams units. He finished his inaugural campaign 10th in the NFC with a 7.1-yard average on punt returns - tops among NFC rookies - and earned All-Rookie honors for his performance as a returner. The Cowboys drafted Smith with their second pick in the sixth round (186th overall) of the 2003 NFL Draft, banking that the small college speedster would bring the same dynamic return skills to the NFL game that he displayed in college. After posting an eye-popping 16.8 yards-per-punt return average during his career at Hampton and topping all rookie returners in the NFL in 2003, Smith should continue to bring big-play ability to the club's return game while also expanding on his contributions as a receiver.

2003: After leading the team with five punt returns for a 23.2-yard average in preseason - including an 83-yard touchdown return against Houston - Smith landed a spot on the active roster as a rookie. He took full advantage, serving as the Cowboys return specialist - finishing 10th in the NFC with a 7.1-yard average on punt returns, tops among NFC rookies. He was also 14th in the NFC with a 21.5-yard average on kickoff returns. His combined return efforts garnered him All-Rookie honors from *Pro Football Weekly*. Smith was inactive for the opener against Atlanta (9/7), but then made one of the biggest plays of the season for



Dallas in his NFL debut on Monday Night Football at the N.Y. Giants (9/15) when he did nothing. With 11 seconds remaining in the game, Smith let a Giants' kickoff roll out of bounds at the one-yard line to setup Dallas at the 40-yard line. They then drove to the game-tying field goal in the eventual 35-32 overtime win. For the night, Smith had four punt returns for 45 yards (11.3 avg.) and five kickoff returns for 120 yards (24.0 avg.). Smith went on to serve as the club's return man for the next five weeks. Against Arizona (10/5), he averaged 9.0 yards on three punt returns and 25.5 yards on two kickoff returns. In the club's 23-21 win over Philadelphia (10/12), Smith set up the Cowboys' game winning field goal with a 54-yard kickoff return with 4:14 remaining in the game. His return set up Dallas at the Eagles' 40-yard line for the final drive. He finished the day with three kickoff returns for a 33.3-yard average. At Detroit (10/19), he recorded a season-high six punt returns. Smith was then inactive for the next three weeks, returning to action at New England (11/16) when Joey Galloway was sidelined with a quad injury. Against the Patriots, Smith recorded his first career receptions with two catches for 38 yards, including a 32-yard grab, while lining up as the team's third receiver. With Galloway's return, Smith was inactive against Carolina (11/23) and Miami (11/27). With the release of Derek Ross, Smith returned to action as the club's return man at Philadelphia (12/7) and averaged 10.0 yards on three punt returns and 19.6 yards on five kickoff returns. He also added an eight-yard reception as the only Dallas wide receiver to record a catch on the day. He tied his season-high with six punt returns for 61 yards, including a season-best 46-yard return to set up a Dallas field goal in the third quarter against the N.Y. Giants (12/21). Smith was then inactive for the regular-season finale at New Orleans (12/28) and the NFC Wild Card contest at Carolina (1/3/04).

COLLEGE: Smith averaged 16.8 yards-per-return on punts, including five for touchdowns, during his Hampton career. He also tied an NCAA I-AA record for punt return touchdowns in a game with three against Virginia State as a junior. He led or tied for the team lead in receptions all four years he played. As a senior, Smith earned AFCA All-America honors after posting a team-high 53 receptions for 773 yards (14.6 avg.) and six touchdowns and returning 27 punts at an 18.5 yards-per-return clip, including one for a touchdown. Smith caught a team- and career-high 58 passes for 732 yards and six scores to earn All-MEAC honors as a junior. He led the conference with 66.5 receiving yards-per-game while ranking second in all-purpose yards. He also averaged 17.7 yards on 29 punt returns, including four for touchdowns. Smith caught a team-high 47 passes for 816 yards (17.4 avg.) and five touchdowns to earn selection to the VASIDA All-State team as a sophomore. As a redshirt freshman, Smith closed the year tied for the team lead with 31 catches for 429 yards and four touchdowns.

PERSONAL: Smith was a three-sport (football, track and basketball) standout performer for Atlee High School in Mechanicsville, Va. He earned all-state honors as a freshman, sophomore and junior high jumper, long jumper and triple jumper for the track team, consistently ranking in the top five in the state as a junior. Smith did not join the football team until his junior year. As a member of the Cowboys 2003 Rookie Club – a program designed to introduce rookie team members to community service in the Dallas area – Smith participated in charity visits to various non-profit organizations serving children and adults. Visits included work with the ChildCareGroup, The Salvation Army, Children's Medical Center Dallas and Kid's Café at The Voice of Hope Ministries.

SMITH'S COWBOYS TOTALS

		Receiving				
Year	No.	Yds.	Avg.	Long	TD	
2003	3	46	15.3	32	0	
		Kickoff Returns				
Year	No.	Yds.	Avg.	Long	TD	
2003	23	495	21.5	54	0	
		Punt Returns				
Year	No.	Yds.	Avg.	FC	Long	TD
2003	30	212	7.1	13	46	0

Single-Game Bests

Punt Returns – 6 @ Detroit, 10/19/03 and vs. N.Y. Giants, 12/21/03
 Punt Return Average – 11.3 @ N.Y. Giants, 9/15/03
 Long Punt Return – 46 vs. N.Y. Giants, 12/21/03
 Kickoff Returns – 5 @ N.Y. Giants, 9/15/03 and @ Philadelphia, 12/7/03
 Kickoff Return Average – 33.3 vs. Philadelphia, 10/12/03
 Long Kickoff Return 54 vs. Philadelphia, 10/12/03



Markus Steele

Linebacker

6'3" ★ 240 ★ 7/24/79

Southern California

D-4 for '01 (122nd overall)

NFL: 4th Year ★ Cowboys: 4th Year



GAMES/STARTS (regular season, playoffs): 2001 (15/10), 2002 (13/2), 2003 (14/0, 1/0) – Total 42/12, 1/0.

PRO: Possessing solid speed, aggressiveness and athletic ability, Markus Steele fits the mold for Dallas linebackers. In a defensive scheme that thrives on the quickness and speed of its linebackers, Steele found a home as a rookie starter at strongside linebacker in 2001. He moved into a reserve role as



a second-year player in 2002. In 2003, he became one of the teams more productive special teams contributors as a reserve linebacker who also contributed to the goal line defense. A fourth-round draft pick (122nd overall) in 2001, Steele took over the starting job in Week Six of his rookie season and never looked back. He made a name for himself as a very stout run defender who has the skills necessary to do battle with offensive tackles while also being able to cover tight ends. In his three years in Dallas, he has displayed the versatility to play at either the strongside or middle linebacker positions.

2003: Steele saw limited action as a backup to Al Singleton at strongside linebacker but quickly blossomed into one of the Cowboys' most capable and productive special teams cover men. He closed the 2003 season tied for third on the team in special teams tackles with 16. In the thrilling overtime victory over the N.Y. Giants (9/15), Steele tied for the team lead with three special teams tackles. In the 24-7 win over the Cardinals (10/5), he led the team with two special teams tackles on kickoff coverage. In the 38-7 win at Detroit (10/19), Steele led the team with three special teams tackles as Reggie Swinton was limited to a 16.3-yard average on seven kickoff returns. In the win over Buffalo (11/9), Steele suffered a sprained left ankle on the opening kickoff and did not return. That injury forced him to miss the loss at New England (11/16). Steele rebounded from the injury against Carolina (11/23) and tied for the team lead with two special teams tackles as the Panthers were limited to two punt returns for -1 yard and five kickoff returns for an 18.4-yard average. In the Thanksgiving Day loss to Miami (11/27), he had two special teams tackles as the Dolphins were limited to a 4.0 average on four punt returns and a 17.8-yard mark on four kickoff returns. He also added his first defensive tackle of the season in the Dallas goal-line package against Miami. In the loss at Philadelphia (12/7), Steele tackled James Thrash on third-and-goal from the Cowboys' six-yard line to prevent a touchdown. In the win over the N.Y. Giants (12/21), he recorded one special teams tackle as the Giants were limited to a 17.3-yard average on three kickoff returns and a 4.0 average on two punt returns. The Dallas punt coverage also forced two fair catches and downed two kicks. In his first career playoff game at Carolina (1/3/04), Steele recorded a tackle in the club's goal-line defense and tied for the team lead with two special teams tackles.

2002: After a productive year as a rookie starter in 2001, Steele moved to a reserve role for most of the 2002 season behind veteran free agent signee Kevin Hardy. Injuries at the middle linebacker position forced Steele into the starting role for three games at that spot midway through the season. In his first career start in the middle, Steele posted eight tackles and a tackle behind the line of scrimmage at Arizona (10/20). In the loss to Seattle (10/27), he recorded three tackles while helping the defense limit Shaun Alexander to a 2.5 yard-per-carry average on 23 carries (58 yards). At Detroit (11/3), he had an outstanding day with seven tackles, good for third on the team, and helped limit the Lions to 148 total yards, the fewest by a Dallas opponent since Sept. 8, 1996 when the Giants were held to 105 total yards. Detroit ran the ball 23 times for 52 yards (2.3 average) and was held out of the end zone. Steele's string of three straight starts ended when Dat Nguyen returned from injury at Indianapolis (11/17). In the win over Jacksonville (11/24), Steele tied for the team lead with two special teams tackles as the Jaguars were limited to a 17.0 average on four kickoff returns. He blocked a third quarter punt against San Francisco (12/8) to set up a Dallas touchdown. It was the first blocked punt by Dallas since Lemanski Hall blocked one at Indianapolis on Oct. 31, 1999. He also tied for the team lead with three special teams tackles in the loss to the 49ers.

2001: Although just a rookie, Steele handled the pressure of starting 10 games at strongside linebacker with a veteran's poise, finishing the season with 51 tackles. While starting the year as a reserve, he registered one tackle in limited action in his NFL debut against Tampa Bay (9/9). Against San Diego (9/23), Steele took over for starter Darren Hambrick in the second quarter after Hambrick suffered a left hip contusion. Steele recorded two tackles before Hambrick returned. He picked up his first career special teams tackle at Oakland (10/7). Following the release of Hambrick on Oct. 23, Steele moved into the starting strongside linebacker spot in the Cowboys win over Arizona (10/28). He responded by finishing the game third on the team with nine stops. He also broke up a Jake Plummer pass in the end zone in the 17-3 Dallas win. In his second career start, at the N.Y. Giants (11/4), Steele was second on the team with nine tackles. He recorded his first career tackle for lost yardage in the loss to Philadelphia (11/18), while finishing the day with nine tackles. Steele's efforts helped limit the eventual NFC East Champions to 227 total yards, including just 98 rushing yards on 35 carries (2.8 avg.). In the Thanksgiving Day loss to Denver (11/22), he was third on the team with nine tackles as the Broncos were limited to 3.1 yards-per-carry on the ground for the day (39 carries for 119 yards). At Washington (12/2), he recorded five tackles and a tackle for a loss before suffering a right knee contusion midway through the third quarter that forced him out of the game. In the following week's win over the Giants (12/9), Steele returned to the starting line-up but re-aggravated his right knee in the first quarter and was out for the remainder of the game. The injury kept him out of action at Seattle (12/16). He returned to the lineup at Arizona (12/23) and recorded three tackles while helping limit the Cardinals to 209 net yards of offense. Following his rookie season, Steele underwent surgery to repair the rotator cuff and biceps tendon in his right shoulder.

COLLEGE: As a senior, Steele was an All-Pac-10 honorable mention selection, finishing third on the team with 61 tackles. While playing primarily at weakside linebacker, he also added three sacks and 17 stops behind the line of scrimmage. As a junior, Steele received honorable mention All-America recognition from *The Football News* while gaining All-Pac-10 honorable mention honors. He closed the year second on the Trojans in tackles with 91. He also had 12 tackles behind the line of scrimmage, three sacks, three forced fumbles and two fumble recoveries. As a sophomore, at Long Beach City College, Steele earned J.C. Grid-Wire All-America and J.C. Athletic Bureau All-America Defensive Most Valuable Player honors after amassing 93 tackles, including 17 behind the line of scrimmage, eight sacks, three forced fumbles, two blocked kicks, a fumble recovery and an interception. His effort helped lead Long Beach City



to a No. 6 national ranking with a 10-1 record. As a freshman, Steele earned J.C. Athletic Bureau All-State Region IV and All-Mission Conference Northern Division accolades after registering 96 stops, 20 tackles for losses, eight sacks and two interceptions.

PERSONAL: Born in Cleveland, Ohio, Steele was a star athlete at Chanel High School in Bedford, Ohio. As a senior, he ran for 17 touchdowns in just six games from the tailback position, while also playing middle linebacker. He also enjoyed a solid career as a power forward in basketball. Steele has remained actively involved in the community since his rookie season. In 2003, he joined teammates to serve an early Thanksgiving meal to hundreds of men and women receiving assistance from The Salvation Army and participated in a "Toy for Tots" gift distribution hosted by Cowboys sponsor partner, Miller. Steele has participated in the annual Spina Bifida Bowl-a-thon (2003 and 2004). In 2002, Steele and his wife, Marina, were guest participants in the Cowboys annual NFL Football 101 Workshop for Women presented by JCPenney. Annually, the Steeles contribute to The Salvation Army Angel Tree program providing clothing and toys to needy children. As a rookie in 2001, Steele was a member of the Cowboys inaugural "Rookie Club," a program designed to introduce rookies to community service. Throughout the season, the rookies made visits to and spent time with children at Children's Medical Center of Dallas, Oak Cliff Boys and Girls Clubs, The Salvation Army and its Christmas Distribution Center. He also participated in the Jr. Cattle Baron's Ball Party for children suffering with cancer and joined the rest of the Cowboys linebackers to blitz hunger by distributing 500 hams to underprivileged families as part of the the Hormel Hams for the Holidays program hosted at The Salvation Army Irving Corps. While at USC, he majored in history with a minor in sociology. Steele and his wife, Marina, have a daughter, Jordyn (10/10/00), and a son, Markus, Jr. (5/15/03).

STEELE'S COWBOYS TOTALS

Year	Solo	Tackles Ast.	Tot.	Sacks	Tkl/ Loss	QB Press.	Passes Def.	For. Fum.	Blk. Kick.	Special Teams Solo	Ast.	Tot.
2001	34	17	51	0.0 (0)	2(9)	1	0	1	0	2	1	3
2002	13	5	18	0.0 (0)	1(-1)	0	0	0	1	11	3	14
2003	2	0	2	0.0 (0)	0(0)	0	0	0	0	8	8	16
Total	49	22	71	0.0 (0)	3(-10)	1	0	1	1	21	12	33
Postseason												
2003	0	1	1	0.0 (0)	0(0)	0	0	0	0	0	2	2

Single-Game Best

Tackles - 9 four times, last vs. Denver, 11/22/01



Daleroy Stewart

Defensive Tackle

6'4" ★ 327 ★ 11/1/78

Southern Mississippi

D-6 for '01 (171st overall)

NFL: 3rd Year ★ Cowboys: 3rd Year



GAMES/STARTS (regular season, playoffs): 2001 (NFL), 2002 (0/0), 2003 (15/0, 1/0). Total - 15/0, 1/0.

PRO: Daleroy (pronounced DALE-roy) Stewart was finally able to display the talent that earned him selection in the sixth-round (171st overall) of the 2001 NFL Draft. After missing his rookie season with injuries and being inactive for 16 games in 2002, Stewart was able to get on the field and provide an impact to a defensive unit that was the best in the league. The complete package as both a run stuffer and upfield pass rusher, Stewart spent a great deal of time in the offense's backfield when he was on the field. After getting a taste of the action in 2003 and a thorough off-season of work and study, he should be positioned to add even more to the defensive line mix this season.

2003: After a two-year wait, Stewart finally took the field for the Cowboys and recorded 17 tackles and 1.5 sacks as a member of the club's defensive tackle rotation. He also added four tackles behind the line, tying for sixth best on the club - tops among non-starters. Stewart saw his first NFL action in the defensive line rotation against Atlanta (9/7) and recorded a team-high three quarterback pressures. He added two more pressures, including one that led to a Terence Newman interception at the N.Y. Giants (9/15). At the N.Y. Jets (9/28), Stewart was a disruptive force in the Jets' backfield by leading the team with three tackles behind the line of scrimmage and adding four others on the day. He was a key reason why the Jets were limited to 66 rushing yards on 26 carries (2.5 avg.), and he helped set the tone early with two tackles behind the line in the Jets opening drive - including one of Curtis Martin on third-and-four that ended the Jets' drive and forced a field goal. Against Philadelphia (10/12), he batted down a pass before suffering a sprained ankle that forced him from the game. Despite being hampered by the ankle, Stewart was back on the field at Detroit (10/19) and recorded two tackles and a quarterback pressure as the Lions were limited to 157 total yards. In the Cowboys' 24-20 win over Carolina (11/23), he recorded two tackles



and helped limit Stephen Davis – the NFL's third leading rusher entering the day at 108.4 yards-per-game – to 59 yards on 26 carries (2.3 avg.). Stewart logged his first career sack when he brought down Donovan McNabb at Philadelphia (12/7). After being deactivated for the game at Washington (12/14), Stewart combined with Greg Ellis on a sack in the regular season finale at New Orleans (12/28). He also added two tackles while helping limit Deuce McAllister to 49 yards on 21 carries. In his postseason debut, Stewart recorded a quarterback pressure at Carolina (1/3/04).

2002: After making the active roster out of camp, Stewart was inactive for all 16 games.

2001: After undergoing surgery March 14 to repair a rotator cuff injury suffered as a senior at Southern Miss, Stewart was placed on the reserve/non-football injury list on Aug. 28. While rehabbing his rotator cuff, he suffered a herniated disk in his back that required three injections and limited his ability to practice. He finally returned to the reserve/non-football injury list on Dec. 4 for the remainder of the season.

COLLEGE: Stewart was a key component of a Golden Eagles defense that finished the year second in the nation in total defense as a senior, allowing just 268 yards-per-game. Stewart saw action in every game and finished 10th on the squad with 38 stops, including eight tackles behind the line of scrimmage. He also contributed four sacks for 32 yards in losses. As a junior, Stewart started the year as a back-up but moved into the starting lineup and excelled with 47 tackles and 11 stops behind the line. As a reserve his first two seasons at Southern Miss, Stewart saw limited action in the defensive tackle rotation for the Golden Eagles.

PERSONAL: A business administration major, Daleroy Andrew Stewart was an all-state selection after recording 95 tackles, including 13 for losses, and seven sacks during his senior year at Vero Beach, Fla., High School. He was a member of the CompUSA Super Senior team and was selected to play in the Georgia/Florida All-Star game. He helped his high school team to a 23-3 record over his final two seasons and ranked among the best in the state in the discus and shot put. As a rookie in 2001, Stewart was a member of the Cowboys inaugural "Rookie Club," a program designed to introduce rookies to community service. Throughout the season, the rookies made visits to and spent time with children at Children's Medical Center of Dallas, Oak Cliff Boys and Girls Clubs, The Salvation Army and its Christmas Distribution Center. Since his rookie season, Stewart has remained actively involved in the community. He volunteered to play Bingo with several teammates and 100 senior citizens at The Brady Center as part of the team's annual United Way Hometown Huddle event. Stewart also donned a red Salvation Army apron while serving an early Thanksgiving meal to hundreds of men and women receiving assistance from The Salvation Army Carr P. Collins Social Service Center.

STEWART'S COWBOYS TOTALS

Year	Solo	Tackles Ast.	Tot.	Sacks	Tkl/ Loss	QB Press.	Pass Def.	For Fum.
2003.....	12	5	17	1.5 (-2)	4 (-7)	6	1	0
Postseason								
2003.....	0	0	0	0.0 (0)	0 (0)	1	0	0



Vinny Testaverde

Quarterback

6'5" ★ 235 ★ 11/13/63

Miami (Fla.)

FA for '04

NFL: 18th Year ★ Cowboys: 1st Year



GAMES/STARTS (regular season, playoffs): 1987 (6/4-TB), 1988 (15/15-TB), 1989 (14/14-TB), 1990 (14/13-TB), 1991 (13/12-TB), 1992 (14/14-TB), 1993 (10/6-Cle.), 1994 (14/13, 2/2-Cle.), 1995 (13/12-Cle.), 1996 (16/16-Bal.), 1997 (13/13-Bal.), 1998 (14/13, 2/2-NYJ), 1999 (1/1-NYJ), 2000 (16/16-NYJ), 2001 (16/16, 1/1-NYJ), 2002 (5/4, 1/0-NYJ), 2003 (7/7). Totals – 201/189, 6/5.

PRO: With 17 years of NFL experience, Vinny Testaverde is one of the more accomplished signal callers in NFL history, ranking in the top 11 of all major NFL quarterbacking statistical categories – attempts (5,925 – 6th), completions (3,334 – 7th), passing yards (40,943 – 7th) and passing touchdowns (251 – 11th). The two-time Pro Bowler holds the all-time passing yards records for both the Tampa Bay Buccaneers and the Baltimore Ravens while ranking fourth in New York Jets annals. During his career, he has thrown for 400 yards-or-more four times and 300 yards-or-more 27 times. He has led two different teams to postseason berths, including taking the 1998 Jets team to their first division title since the AFL-NFL merger in 1970 and a spot in the AFC Championship Game. That 1998 Jets squad was coached by Bill Parcells, whom Testaverde reunited with in Dallas on June 3. Testaverde began his career as the top draft choice in the 1987 NFL Draft by Tampa Bay. He spent six years with the Bucs before signing with the Cleveland Browns in 1993. He led the Browns to the playoffs in 1994 before moving with the team to



Baltimore in 1996. He signed with the Jets in 1998 and helped guide the franchise to three playoff berths in six years.

2003: Despite going into training camp as the Jets reserve quarterback, Testaverde started the first seven games of the year after Chad Pennington fractured and dislocated his left wrist in New York's pre-season game at the N.Y. Giants (8/23). In his seven starts, Testaverde completed 123-of-198 passes for 1,385 yards, seven touchdowns and two interceptions. He opened the season by completing 15-of-24 passes for 105 yards at Washington (9/4). The following week against Miami (9/14), he threw for 373 yards, a touchdown and an interception on 29-of-45 passing. His performance against the Dolphins allowed him to become just the ninth player in NFL history to eclipse the 40,000-career passing yards mark with a fourth quarter completion to LaMont Jordan. At New England (9/21), he went 25-of-43 for 264 yards, a touchdown and an interception. His 29-yard fourth quarter touchdown pass to Wayne Chrebet allowed Testaverde to move past Johnny Unitas into eighth place on the NFL's career passing yards list. He moved past Dan Fouts into seventh place on the NFL's career completions list the following week against Dallas (9/28) when he went 21-of-29 for 219 yards. Two weeks later against Buffalo (10/12), following the bye week, Testaverde moved past Joe Montana into seventh place on the league's all-time passing yardage list by throwing for 130 yards and three scores on 11-of-17 passing. Testaverde completed 15-of-29 passes for 182 yards and a touchdown in the Jets come-from-behind victory at Houston (10/19). His 18-yard scoring toss to Santana Moss in the first quarter marked the 250th touchdown pass of his career. At Philadelphia (10/26), in his final start, he threw for 112 yards and a touchdown – a 60-yard strike to Moss – on seven-of-11 passing before being relieved by Pennington. Testaverde served as Pennington's back-up the final nine games of the season, not seeing any playing time.

2002: Testaverde started the first four games of the year – playing in five total games – and threw for 499 yards, three touchdowns and three interceptions on 54-of-83 passing. He kicked off the season at Buffalo (9/8) by completing 24-of-30 passes for 210 yards and two scores to lead the Jets to a 37-31 overtime victory. The following week against New England (9/15), he completed 15-of-24 passes for 150 yards, a touchdown and an interception. He completed 14-of-25 passes for 125 yards and two picks at Miami (9/22) before going zero-of-four at Jacksonville (9/29) before leaving the game with a shoulder injury. He was the Jets' reserve signal caller for the next 11 games, not seeing any action. He saw fourth quarter action in the regular season finale against Green Bay (12/29), completing his only pass for 14 yards. In New York's AFC Wild Card Playoff game at Indianapolis (1/4/03), he saw fourth quarter action but did not attempt a pass. He did not play the following week in the Jets AFC Divisional Playoff loss at Oakland (1/12/03).

2001: In leading the Jets to a 10-6 record, Testaverde completed 260-of-441 passes for 2,752 yards, 15 touchdowns and 14 interceptions. In the season opener against Indianapolis (9/9), he completed 17-of-25 passes for 175 yards and two touchdowns. His first completion was a 38-yard scoring strike to Laveranues Coles that moved him ahead of Troy Aikman (2,898) into 10th place on the NFL's all-time pass completion list. Two weeks later, he led the Jets to their first victory by completing 16-of-28 passes for 137 yards at New England (9/23). He completed 15-of-25 passes for 173 yards and two scores at Buffalo (10/7), then threw for 168 yards and two touchdowns on 15-of-22 passing in the Jets come-from-behind victory against Miami (10/14). Testaverde suffered through a 74-yard passing day against St. Louis (10/21) despite completing nine-of-13 passes with an interception, his first pick of the year and his first interception in 175 pass attempts (career-longest non-interception streak). At Carolina (10/28), he became only the ninth passer in league history to complete 3,000 career passes when he completed 21-of-34 for 181 yards and three interceptions. Against New England (12/2), he threw for 172 yards, two interceptions and a touchdown on 18-of-32 passing. He helped the Jets erase a 14-3 fourth quarter deficit in their 15-14 victory over Cincinnati (12/16) by completing 17-of-28 passes for 196 yards and two touchdowns. His 196 passing yards allowed him to move ahead of Dave Krieg into eighth on the league's all-time passing yardage list. He earned his sixth career AFC Player of the Week honor after throwing for a season-high 285 yards, two touchdowns and two interceptions on 28-of-47 passing at Indianapolis (12/23). He drove the Jets 76 yards in 10 plays in the final 2:48 of the game – capped by a six-yard scoring pass to Becht – to give New York a 29-28 victory over the Colts. Testaverde completed 20-of-38 passes for 235 yards and two picks against Buffalo (12/30) before closing the regular season with 230 passing yards, a score and two interceptions on 18-of-29 passing at Oakland (1/6/02). He drove the Jets 36 yards late in the fourth period to set up John Hall's game-winning 53-yard field goal, giving New York the victory and a playoff berth. The following week in a wild card game at Oakland (1/12/02), Testaverde completed 27-of-41 passes for 277 yards and three touchdowns.

2000: Testaverde returned to the playing field in 2000 after spending 11 months rehabilitating a ruptured Achilles tendon suffered in the 1999 season opener and completed 328-of-590 passes for 3,732 yards, 21 touchdowns and 25 interceptions. For the year, he led the NFL in pass attempts, was fourth (second in AFC) in completions, sixth (third in AFC) in yards gained and tied for seventh (fourth in AFC) in touchdowns. He opened the season by throwing for 261 yards, a touchdown and an interception on 23-of-44 passing at Green Bay (9/3), helping the Jets become the first AFC team to win in Green Bay in six years. The following week against New England (9/11), he completed 16-of-37 passes for 281 yards, three scores and an interception in leading New York to a 20-19 victory after trailing 19-7 with 6:25 remaining in the game. Testaverde racked up his 20th career come-from-behind victory at Tampa Bay (9/24) when he guided New York to a 21-17 victory after trailing 17-6 early in the final quarter. For the day, he finished 22-of-42 for 181 yards, a touchdown and three interceptions. Against Pittsburgh (10/8), he threw an incomplete pass on the first play of the game before having to leave the game with a pinched nerve. He returned to action at New England (10/15) and completed 15-of-23 passes for 139 yards. The following week against Miami



(10/23), Testaverde led the Jets to their fourth comeback win of the season when he brought New York back from a 30-7 deficit at the beginning of the fourth quarter for a 40-37 overtime victory. He finished the day 36-of-59 for 378 yards, five touchdowns and three interceptions, including 18-of-25 for 236 yards and four scores during the fourth quarter. His five scoring tosses on the day was a career-high and was the highest passing touchdown total in the league in 2000. At Indianapolis (11/12), he completed 26-of-41 passes for 295 yards and two touchdowns. He was 14-of-29 for 149 yards and two picks at Oakland (12/10) before having to leave the game with a groin strain late in the first half. In the season finale at Baltimore (12/24), he threw a career-high 69 passes – completing 36 for a career-high 481 yards (fourth career 400-yard passing game), two touchdowns and three interceptions.

1999: Testaverde had a short lived season, completing 10-of-15 passes for 96 yards, a touchdown and an interception in the season opener against New England (9/12) before rupturing his left Achilles tendon trying to recover a second quarter fumble. He underwent surgery to repair the tendon following the game and was placed on Reserve/Injured Sept. 13.

1998: After being released by the Ravens on Feb. 2, Testaverde signed with the N.Y. Jets on June 24 and proceeded to put together one of the best seasons of his career. He completed 259-of-421 passes for 3,256 yards, 29 touchdowns and seven interceptions to earn All-AFC honors from *Football News*. He finished the year first in the AFC (fourth in NFL) with a club record 29 scoring passes, second in the AFC (fifth in NFL) in completion percentage (61.5%), third in the AFC (fourth in NFL) in fewest interceptions (seven) and fifth in the AFC (seventh in NFL) in passing yards (3,256). His 101.6 passer rating was also a career-best. He was inactive the first two weeks of the season as the team's third quarterback, but started against Indianapolis (9/20) and threw a then career-high four touchdown passes. Two weeks later at St. Louis (10/11), he replaced Glenn Foley in the third quarter and completed nine-of-18 passes for 96 yards and a touchdown. He became the first Jets signal caller to win his first four starts when he led New York to a 28-3 victory against Atlanta (10/25). He completed 20-of-34 passes for 260 yards, a touchdown and an interception at Kansas City (11/1) in leading the Jets to a 20-17 come-from-behind victory. After tying the score at 17-17 with a 20-yard fourth quarter touchdown pass, he drove the Jets 25 yards in a driving rainstorm to set up Hall's 32-yard game-winning field goal with no time left on the clock. He connected on three touchdown passes against Buffalo (11/8) before throwing for 249 yards, a score and an interception on 12-of-28 passing at Indianapolis (11/15). The following week at Tennessee (11/22), Testaverde completed 21-of-33 passes for 237 yards and two touchdowns while leading the Jets on three second-half touchdown drives. He posted his third career 400-yard passing game when he threw for 418 yards, two touchdowns and a pick on 42-of-63 passing against Seattle (12/06). He scored the deciding points against the Seahawks on a controversial five-yard quarterback sneak on fourth down with 0:27 remaining in the game. Television replays showed the ball did not cross the goal-line, and this play, more than any other, probably led to the re-instatement of instant replay. His 42 pass completions against Seattle were a career-high. He led the Jets to their first ever AFC Eastern Division title with a 17-10 victory at Buffalo (12/19) by completing 14-of-23 passes for 184 yards and two touchdowns. He closed the regular season by throwing for 179 yards, four touchdowns and an interception on 17-of-27 passing in the season finale against New England (12/27). His performance over the final two months of the season earned him AFC Offensive Player of the Month honors for November and December. In an AFC Divisional Playoff Game against Jacksonville (1/10/99), he led the Jets to their first postseason victory since 1986 by completing 24-of-36 passes for 284 yards, a touchdown and an interception. The following week in New York's AFC Championship Game loss at Denver (1/17/99), Testaverde threw for 356 yards and two interceptions on 31-of-52 passing. His completions and attempts established franchise postseason records, while his passing yards were the second most in club postseason history.

1997: In his final season with the Ravens, Testaverde completed 271-of-470 passes for 971 yards, 18 touchdowns and 15 interceptions while starting 13 games. In the process, he moved past Len Dawson, Y.A. Tittle, Craig Morton, Ken Stabler, Terry Bradshaw, Ron Jaworski and Joe Namath on the league's all-time passing yardage list. He opened the season against Jacksonville (8/31) by throwing for 322 yards, three scores and three picks on 24-of-41 passing. He threw for 275 yards, a touchdown and a pick on 25-of-36 passing against Cincinnati (9/7), then notched his second 300-yard passing game of the season with 318 yards and three scores on 23-of-37 passing at Tennessee (9/21). Against Pittsburgh (10/5), he completed 28-of-47 passes for 290 yards, three touchdowns and two interceptions. He posted his third 300-yard passing day of the season against Miami (10/19) when he threw for 331 yards and a touchdown on 32-of-47 passing. Testaverde completed 25-of-46 passes for 288 yards, a score and an interception at the N.Y. Jets (11/2). He completed 11-of-17 passes for 101 yards and a touchdown at Jacksonville (11/30) before straining the posterior cruciate ligament in his left knee and leaving the game. He missed the final three games of the season due to the knee strain.

1996: Testaverde earned his first Pro Bowl selection as the AFC's third signal caller after finishing the year 325-of-549 for a career-high 4,177 yards (second in NFL), a career-high 33 touchdowns (second in NFL) and 19 interceptions. He recorded only the 13th 4,000-yard, 30-touchdown season in league history, and the first by a quarterback on a team with a sub-500 record. He posted seven three-touchdown games and five 300-yard passing games during the season. He posted his first 300-yard game against New England (10/6), amassing 353 yards and three touchdowns. He completed 20-of-31 passes for 258 yards and two scores in the second half of the Patriots game. He threw for another three touchdowns at Indianapolis (10/13) before throwing four scoring passes at Denver (10/20). He finished the Bronco game 27-of-45 for 338 yards, four scores and a pick, marking his second 300-yard game of the season. He earned AFC Offensive Player of the Week honors after throwing for 429 yards, three touchdowns and two interceptions on 31-of-51 passing against St. Louis (10/27). He hit Michael Jackson on a 22-yard corner



route for the game-winning touchdown with 20 seconds left in overtime. He posted three passing touchdown games at Jacksonville (11/10) and against Pittsburgh (12/1). He closed out the season by completing 23-of-32 passes for 307 yards against Houston (12/22).

1995: Testaverde finished his third season with the Cleveland Browns 241-of-392 for 2,883 yards, 17 touchdowns and 10 interceptions. He opened the season by completing 20-of-29 passes for 254 yards, two scores and an interception at New England (9/3). He then threw for 256 yards and two scores on 17-of-27 passing against Tampa Bay (9/10). He was named AFC Offensive Player of the Month for September after completing 68-of-115 passes for eight touchdowns and one interception while leading the Browns to a 3-1 record. In a 23-15 loss to Jacksonville (10/22), Testaverde had a string of 174 consecutive passes without an interception snapped. He entered the Green Bay (11/19) game at the start of the second half and threw for 244 yards and two touchdowns. He threw for 303 yards two weeks later at San Diego (12/3) before completing 22-of-32 passes for 241 yards and two touchdowns against Cincinnati (12/17). In the season finale at Jacksonville (12/24), Testaverde threw for a season-high 325 yards, marking his 15th career 300-yard game.

1994: In leading the Browns to an 11-5 record, Testaverde completed 207-of-377 passes for 2,575 yards, 16 touchdowns and 18 interceptions. He completed 17-of-27 passes for 248 yards, two touchdowns and an interception against Arizona (9/18), then threw for three touchdowns at Indianapolis (9/25) to earn *Football News* AFC Offensive Player of the Week honors. He completed a season-high 21 passes for 257 yards in 36 attempts against the N.Y. Jets (10/2). He missed the game against New England (11/6) and at Philadelphia (11/13) after suffering a concussion at Denver (10/30). He returned to action at Kansas City (11/20), then completed 15-of-28 passes for 199 yards, two scores and a pick against Houston (11/27). He completed a season-best 72.7% of his passes in the season finale against Seattle (12/24) as the offense scored a season-high five touchdowns. In the Browns' wild card win against New England (1/1/95) in his first career postseason action, Testaverde completed 20-of-30 passes for 268 yards and a touchdown. He threw for 144 yards, a score and two interceptions on 13-of-31 passing in the Browns divisional playoff loss at Pittsburgh (1/7/95).

1993: After signing with Cleveland as a free agent on March 31, Testaverde completed 130-of-230 passes for 1,797 yards, 14 touchdowns and nine interceptions. He averaged one scoring pass every 16.4 attempts. He led the Browns to 17 fourth quarter points on 10-of-22 passing for 159 yards, one touchdown and one interception in a 19-16 come-from-behind victory over the Raiders (9/19). He totaled three touchdown passes at Cincinnati (10/17) in his first start as a Brown. He had completed nine-of-14 passes for 167 yards and two touchdowns against Pittsburgh (10/24) before separating his right shoulder in the fourth quarter. He missed four games over the next five weeks due to the shoulder injury, but returned to action against New Orleans (12/5). He threw for 319 yards the next week at Houston (12/12), then set an NFL record by completing 91.3% (21-of-23) of his passes at St. Louis (12/26). He completed his final 13 passes and won AFC Offensive Player of the Week honors. He closed the season by completing 15-of-30 passes for 249 yards at Pittsburgh (1/2/94).

1992: Testaverde finished his final season in Tampa Bay 206-of-358 for 2,554 yards, 14 touchdowns and 16 interceptions. He completed 22-of-25 passes (88.0%) for 363 yards and two touchdowns against Green Bay (9/13) to earn NFC Offensive Player of the Week honors. He then completed 23-of-47 passes for 286 yards and a score against Indianapolis (10/4). At San Francisco (12/19), he threw for 201 yards and a score on 16-of-31 passing. He closed the season by completing 24-of-41 passes for 228 yards and a touchdown at Phoenix (12/27).

1991: Testaverde completed 166-of-326 passes for 1,994 yards, 15 interceptions and eight touchdowns while being the quarterback of record in the Bucs three victories. He completed 19-of-30 passes for 278 yards and a touchdown at Green Bay (9/15). He missed the game at Detroit (9/29) with an injured toe and chipped a bone in his right thumb against Philadelphia (10/6) that forced him to miss the next two games. His best performance of the season occurred against Minnesota (12/8) when he threw for 330 yards and two touchdowns on 23-of-41 passing. He missed the game at Chicago (12/14) with an ailing back. He returned for the season finale against Indianapolis to complete 15-of-31 passes for 168 yards and a touchdown.

1990: In his fourth professional season, Testaverde threw for 2,818 yards, 17 touchdowns and 18 interceptions on 203-of-365 passing and posted a 6-7 record as a starter. His 7.72 yards-per-attempt led the NFL, and he recorded five passes of 50 yards-or-more. He also ran for a career-high 280 yards on 38 carries. He completed 49-of-80 passes for 707 yards, six touchdowns and two interceptions in leading the Bucs to a 3-1 record in the month of September to earn NFC Offensive Player of the Month honors. Included in that opening month was a 16-of-21 (76.2%), three touchdown effort at Detroit (9/9). He threw for 351 yards – including an 89-yard touchdown pass – on 17-of-33 passing against Atlanta (12/2). Against Minnesota (12/16), he scored on a career-long 48-yard scramble and finished the day with a career-best 105 rushing yards on seven carries.

1989: Testaverde threw for 3,133 yards, 20 touchdowns and 22 interceptions on 258-of-480 passing. His 20 scoring passes tied Doug Williams' club record for touchdown passes in a season. He earned NFC Offensive Player of the Week honors the opening week of the season after connecting on 22-of-27 passes (81.5%) for 205 yards and a touchdown at Green Bay (9/10). He repeated the honor four weeks later against Chicago (10/8) when he passed for 269 yards and a then career-high three touchdowns. He engineered a late rally at Chicago (11/19) to give Tampa a 32-31 victory and the first season sweep of the Bears in Bucs history.

1988: Testaverde finished fifth in the NFC (ninth in the NFL) with 3,240 passing yards while adding 13 touchdown passes and 35 interceptions on 222-of-466 passing. His 469 passing yards at Indianapolis



(10/16) fell 17 yards short of Williams' team record for single-game passing yards. His effort at the Colts included a team record 340 passing yards in the second half, including 226 yards on nine-of-15 passing in the fourth quarter. He recorded a three touchdown game in the season finale against Detroit (12/18).

1987: After being the first player taken in the 1987 NFL Draft, Testaverde completed 71-of-165 passes for 1,081 yards, five touchdowns and six interceptions in six games to earn All-Rookie selection from the UPI, *Pro Football Weekly*, PFWA and *Football Digest*. He was given his first NFL start at New Orleans (12/6) and responded with a then-NFL rookie record 369 passing yards on 22-of-47 passing against the league's top defensive unit at the time. He went on to start the final four games of the season.

COLLEGE: Testaverde finished his collegiate career as the University of Miami's career leader in passing yards (6,058) and career passing touchdowns (48). He also compiled seven career 300-yard passing games and four four-passing touchdown games. He completed 414-of-628 passes for 5,795 yards, 47 touchdowns and 24 interceptions while posting a 21-1 regular season record as a two-year starter. He compiled a nation-high 165.8 passer rating as a senior while leading Miami to an 11-0 regular season record. His final collegiate campaign earned him the 1986 Heisman Trophy, unanimous All-America selection and numerous other awards, including the Davey O'Brien Award, Maxwell Award, Walter Camp Player of the Year, Washington, DC, Touchdown Club College Athlete of the Year and Florida Amateur Athlete of the Year. He finished fifth in the Heisman Trophy voting as a junior, his first year as a starter. He threw for a career-high 385 yards, including a school record 88-yard touchdown pass to Alonzo Highsmith, against East Carolina during his junior campaign. He saw limited action in 1984 playing behind Bernie Kosar after redshirting in 1983. He also saw limited playing time as a true freshman behind Jim Kelly in 1982.

PERSONAL: Vincent Frank Testaverde attended Fork Union Military Academy for a year before enrolling at Miami. At Sewanhaka High School in Floral Park, N.Y., he earned All-America honors as a prep quarterback while also lettering in baseball and track. Throughout his professional career, Testaverde has been involved in numerous charity appearances and was the Jets' United Way spokesman from 2000-02. He was an active supporter of the Jets involvement with the New York State Troopers Survivors Foundation, and he was involved with numerous families of victims of the 9/11 catastrophe by hosting them at Jets' practices and games. He was honored as True Value's Man of the Year in 1996 and named Italian Athlete of the Year in 1986. His hometown of Elmont, NY honored him with a large parade at Vinny Testaverde Day on April 25, 1987. The special education major and his wife Mitzi have two daughters - Alicia Marie and Madeleine - and a son - Vincent, Jr.

TESTAVERDE'S NFL TOTALS

Passing

Year	Record	Att.	Comp.	Yards	Pct.	TD	Int.	Long	Starting Rating
1987 (T.B.)	0-4	165	71	1,081	43.0	5	6	40	60.2
1988 (T.B.)	5-10	466	222	3,240	47.6	13	35	59t	48.8
1989 (T.B.)	5-9	480	258	3,133	53.8	20	22	78t	68.9
1990 (T.B.)	6-7	365	203	2,818	55.6	17	18	89t	75.6
1991 (T.B.)	3-9	326	166	1,994	50.9	8	15	87t	59.0
1992 (T.B.)	5-9	358	206	2,554	57.5	14	16	81t	74.2
1993 (Cle.)	9-4	230	130	1,797	56.5	14	9	62t	85.7
1994 (Cle.)	3-3	376	207	2,575	55.1	16	18	81t	70.7
1995 (Cle.)	4-8	392	241	2,883	61.5	17	10	70t	87.8
1996 (Bal.)	4-12	549	325	4,177	59.2	33	19	86t	88.7
1997 (Bal.)	4-8-1	470	271	2,971	57.7	18	15	54t	75.9
1998 (NYJ)	12-1	421	259	3,256	61.5	29	7	82t	101.6
1999 (NYJ)	0-1	15	10	96	66.7	1	1	27t	78.8
2000 (NYJ)	9-7	590	328	3,732	55.6	21	25	63	69.0
2001 (NYJ)	10-6	441	260	2,752	59.0	15	14	40t	75.3
2002 (NYJ)	1-3	83	54	499	65.1	3	3	35	78.3
2003 (NYJ)	2-5	198	123	1,385	62.1	7	2	61	90.6
Totals	82-106-1	5,925	3,334	40,943	56.3	251	235	89t	75.4

Playoffs

1994 (Cle.)	1-1	92	46	556	50.0	3	4	36	61.7
1998 (NYJ)	1-1	88	55	640	62.5	2	3	28	77.8
2001 (NYJ)	0-1	41	27	277	65.9	3	0	29	109.5
2002 (NYJ)	0-0	0	0	0	00.0	0	0	0	00.0
Totals	2-3	221	128	1,473	57.9	8	7	36	77.0

Rushing

Year	No.	Yds.	Avg.	Long	TD
1987 (T.B.)	13	50	3.8	17	1
1988 (T.B.)	28	138	4.9	24	1
1989 (T.B.)	25	139	5.6	16	0
1990 (T.B.)	38	280	7.4	48t	1
1991 (T.B.)	32	101	3.2	19	0
1992 (T.B.)	36	197	5.5	18	2
1993 (Cle.)	18	74	4.1	14	0
1994 (Cle.)	21	37	1.8	12	2
1995 (Cle.)	18	62	3.4	14	2
1996 (Bal.)	34	188	5.5	22	2
1997 (Bal.)	34	138	4.1	16	0
1998 (NYJ)	24	104	4.3	25	1
2000 (NYJ)	25	32	1.3	15	0
2001 (NYJ)	31	25	0.8	15	0
2002 (NYJ)	2	23	11.5	24	0
2003 (NYJ)	6	17	2.8	13	0
Totals	385	1,605	4.2	48t	12

Top 10 Career Passing Yards Games

- 481 - at Baltimore, 12/24/00
- 469 - at Indianapolis, 10/16/88
- 429 - vs. St. Louis, 12/6/98 (OT)
- 418 - vs. Seattle, 12/6/98
- 378 - vs. Miami, 10/23/00
- 373 - vs. Miami, 9/14/03
- 370 - vs. Cleveland, 11/5/89
- 369 - at New Orleans, 12/6/87
- 366 - vs. Jacksonville, 11/24/96
- 363 - vs. Green Bay, 9/13/92

Postseason

- 412 vs. New England, 1/1/95



VINNY TESTAVERDE

TESTAVERDE'S NFL TOTALS (cont.)

Top Five Single Game Bests

Attempts

69 - @ Baltimore, 12/24/00
63 - vs. Seattle, 12/6/98
59 - vs. Miami, 10/23/00
52 - @ Chicago, 11/6/88
51 - vs. St. Louis, 10/27/96

Playoffs

61 - vs. New England, 1/1/95

Completions

42 - vs. Seattle, 12/6/98
36 - vs. Miami, 10/23/00
36 - @ Baltimore, 12/24/00
32 - vs. Miami, 10/19/97
31 - three times, last vs. Jacksonville, 11/24/96

Playoffs

33 - vs. New England, 1/1/95

Completion Percentage

91.3 - @ L.A. Rams, 12/26/93 (22-of-23)
88.0 - vs. Green Bay, 9/13/92 (22-of-25)
81.4 - @ Green Bay, 9/10/89 (22-of-27)
80.0 - @ Buffalo, 9/8/02 (24-of-30)
78.6 - vs. Atlanta, 12/13/92 (11-of-14)

Playoffs

66.7 - vs. Jacksonville, 1/10/99 (24-of-36)

Touchdowns

5 - vs. Miami, 10/23/00
4 - @ Denver, 10/20/96
4 - vs. Indianapolis, 9/20/98
4 - vs. New England, 12/27/98
3 - many times, last vs. Buffalo, 10/12/03

Playoffs

3 - @ Oakland, 1/12/02

Interceptions

6 - vs. Minnesota, 10/23/88
5 - vs. Philadelphia, 9/4/88
5 - vs. Green Bay, 12/3/89
5 - vs. Chicago, 11/4/90
4 - four times, last vs. Cincinnati, 11/3/96

Playoffs

2 - three times, last @ Denver, 1/17/99

Rushing Yards - 105 vs. Minnesota, 12/16/90

Long Rush - 48t vs. Minnesota, 12/16/90

NFL All-Time Passing Yardage Leaders

Rank	Player	Yards
1.	Dan Marino	61,361
2.	John Elway	51,475
3.	Warren Moon	49,325
4.	Fran Tarkenton	47,003
5.	Brett Favre	45,646
6.	Dan Fouts	43,040
7.	VINNY TESTAVERDE	40,943
8.	Joe Montana	40,551
9.	Johnny Unitas	40,239
10.	Dave Krieg	38,147

NFL All-Time Pass Attempts Leaders

Rank	Player	Attempts
1.	Dan Marino	8,358
2.	John Elway	7,250
3.	Warren Moon	6,823
4.	Fran Tarkenton	6,467
5.	Brett Favre	6,464
6.	VINNY TESTAVERDE	5,925
7.	Dan Fouts	5,604
8.	Drew Bledsoe	5,599
9.	Joe Montana	5,391
10.	Dave Krieg	5,311

NFL All-Time Pass Completions Leaders

Rank	Player	Completions
1.	Dan Marino	4,967
2.	John Elway	4,123
3.	Warren Moon	3,988
4.	Brett Favre	3,960
5.	Fran Tarkenton	3,686
6.	Joe Montana	3,409
7.	VINNY TESTAVERDE	3,334
8.	Dan Fouts	3,297
9.	Drew Bledsoe	3,193
10.	Dave Krieg	3,105

NFL All-Time Touchdown Pass Leaders

Rank	Player	Touchdowns
1.	Dan Marino	420
2.	Brett Favre	346
3.	Fran Tarkenton	342
4.	John Elway	300
5.	Warren Moon	291
6.	Johnny Unitas	290
7.	Joe Montana	273
8.	Dave Krieg	261
9.	Sonny Jurgensen	255
10.	Dan Fouts	254
11.	VINNY TESTAVERDE	251

Testaverde's Career Game-by-Game

Att.	Comp.	1987 Yards	Pct.	TD	INT	Long
W-Atlanta 9/13			DNP			
L-@ Chicago 9/20	1	14	25.0	0	0	14
W-@ Detroit 10/4			DNP			
L-San Diego 10/11			DNP			
W-Minnesota 10/18			DNP			
L-Chicago 10/25			DNP			
W-@ Green Bay 11/1			DNP			
L-@ St. Louis 11/8			DNP			
L-@ Minnesota 11/15			DNP			
L-San Francisco 11/22			DNP			
L-@ L.A. Rams 11/29	4	33	66.7	0	1	-
L-@ New Orleans 12/6	22	369	46.8	2	2	37t
L-Detroit 12/13	20	262	51.3	1	1	28
L-St. Louis 12/20	16	240	42.1	2	2	26t
L-@ Indianapolis 12/27	8	163	25.8	0	0	40
Totals	71	1,081	43.0	5	6	40
1988						
L-Philadelphia 9/4	21	324	46.7	2	5	59t
W-@ Green Bay 9/11	11	135	45.8	0	0	34
L-Phoenix 9/18	16	211	57.1	1	2	23t
L-@ New Orleans 9/25	14	230	42.4	0	1	39
W-Green Bay 10/2	20	300	54.1	1	4	37
L-@ Minnesota 10/9	12	170	48.0	1	2	53
L-@ Indianapolis 10/16	25	469	59.5	2	2	48
L-Minnesota 10/23	19	223	42.2	1	6	38
L-Miami 10/30			DNP			
L-@ Chicago 11/6	22	305	42.3	1	2	44
W-@ Detroit 11/13	9	107	69.2	0	2	21
L-Chicago 11/20	7	86	31.8	0	2	26
L-@ Atlanta 11/27	12	190	41.4	0	3	39
W-Buffalo 12/4	12	156	41.4	0	0	22
L-@ New England 12/11	10	145	52.6	1	1	32
W-Detroit 12/18	12	189	52.2	3	3	31t
Totals	222	3,240	47.6	13	35	59t



Testaverde's Career Game-by-Game (cont.)

	Att.	Comp.	1989 Yards	Pct.	TD	INT	Long
W-@ Green Bay 9/10	27	22	205	81.4	1	0	38
L-San Francisco 9/17	35	14	146	40.0	1	2	18t
W-New Orleans 9/24	26	15	227	57.7	1	1	39
L-@ Minnesota 10/1	23	6	82	26.1	0	0	14
W-Chicago 10/8	36	22	269	61.1	3	2	53
L-Detroit 10/15			DNP				
L-@ Washington 10/22	38	19	311	50.0	3	2	48
L-@ Cincinnati 10/29	39	23	336	59.0	3	3	37
L-Cleveland 11/5	50	27	370	54.0	2	4	46
L-Minnesota 11/12	28	18	165	64.3	1	0	26
W-@ Chicago 11/19	41	19	288	46.3	1	0	78t
W-@ Phoenix 11/26	42	19	200	45.2	2	1	31
L-Green Bay 12/3	39	19	188	48.7	0	5	33
L-@ Houston 12/10	48	31	328	64.6	2	1	41
L-@ Detroit 12/17	8	4	18	50.0	0	1	8
L-Pittsburgh 12/24			DNP				
Totals	480	258	3,133	53.8	20	22	78t
			1990				
W-@ Detroit 9/9	21	16	237	76.2	3	1	54t
L-L.A. Rams 9/16	18	9	127	50.0	1	1	48t
W-Detroit 9/23	22	13	181	59.1	1	0	25
W-@ Minnesota 9/30	19	11	162	57.9	1	0	35
L-@ Dallas 10/7	21	13	194	61.9	1	0	58t
W-Green Bay 10/14	29	17	292	58.6	1	0	74
L-Dallas 10/21	32	21	271	65.6	1	2	44
L-@ San Diego 10/28			Inactive - Toe				
L-Chicago 11/4	24	10	149	41.7	1	5	37
L-@ New Orleans 11/11	19	11	110	57.9	0	2	19
L-@ San Francisco 11/18			DNP				
L-@ Green Bay 11/25	49	25	281	51.0	1	0	48
W-Atlanta 12/2	33	17	351	51.5	2	1	89t
W-Minnesota 12/16	30	12	148	40.0	1	2	25t
L-@ Chicago 12/23	21	9	111	42.9	2	2	23
L-N.Y. Jets 12/30	27	19	204	70.3	1	2	41
Totals	365	203	2,818	55.6	17	18	89t
			1991				
L-@ N.Y. Jets 9/1	28	12	197	42.9	1	1	65t
L-Chicago 9/8	29	17	161	58.6	0	0	18
L-@ Green Bay 9/15	30	19	278	63.3	1	1	87t
L-Buffalo 9/22	10	3	48	30.0	0	0	22
L-@ Detroit 9/29	13	7	54	53.8	0	1	12
W-Philadelphia 10/6	18	5	52	27.8	0	1	22
L-@ New Orleans 10/20			Inactive - Thumb				
L-Green Bay 10/27			Inactive - Thumb				
L-@ Minnesota 11/3	22	10	124	45.5	1	3	30
W-Detroit 11/10	22	12	165	54.5	0	0	22
L-@ Atlanta 11/17	16	6	71	37.5	0	2	36
L-N.Y. Giants 11/24	27	16	122	59.3	1	2	19t
L-@ Miami 12/1	39	21	224	53.8	1	1	20
L-Minnesota 12/8	41	23	330	56.1	2	0	32
L-@ Chicago 12/15			Inactive - Back				
W-Indianapolis 12/22	31	15	168	48.4	0	3	29t
Totals	326	166	1,994	50.9	8	15	87t
			1992				
W-Phoenix 9/6	25	14	167	56.0	1	0	28
W-Green Bay 9/13	25	22	363	88.0	2	0	49
L-@ Minnesota 9/20	8	3	25	37.5	0	0	28
W-@ Detroit 9/27	30	17	248	56.7	1	3	32
L-Indianapolis 10/4	47	23	286	48.9	1	2	26
L-@ Chicago 10/18	32	16	171	50.0	1	2	34
L-Detroit 10/25	11	5	26	45.5	0	1	20
L-@ New Orleans 11/1			DNP				
L-Minnesota 11/8			DNP				
W-Chicago 11/15	21	12	182	55.5	1	1	38
L-@ San Diego 11/22	29	19	187	57.7	1	0	21
L-@ Green Bay 11/29	22	12	172	54.5	2	3	38
L-L.A. Rams 12/6	22	12	177	54.5	2	2	81t
L-Atlanta 12/13	14	11	121	78.6	0	1	14
L-@ San Francisco 12/19	31	16	201	51.6	1	0	11
W-@ Phoenix 12/27	41	24	228	58.5	1	1	19
Totals	358	206	2,554	57.5	14	16	81t
			1993				
W-Cincinnati 9/5			DNP				
W-San Francisco 9/13			DNP				
W-@ L.A. Raiders 9/19	22	10	159	58.3	1	1	22
L-@ Indianapolis 9/26	16	9	127	56.3	1	1	46
L-Miami 10/10	13	6	44	46.2	0	1	14
W-@ Cincinnati 10/17	24	11	127	45.8	3	1	28t
W-Pittsburgh 10/24	14	9	167	64.3	2	0	62t
L-Denver 11/7			Inactive - Shoulder				
L-@ Seattle 11/14			Inactive - Shoulder				
L-Houston 11/21			Inactive - Shoulder				
L-@ Atlanta 11/28			Inactive - Shoulder				
W-New Orleans 12/5	20	9	92	45.0	1	1	41
W-Houston 12/12	37	19	319	51.4	2	2	49t
L-New England 12/19	31	21	297	67.7	2	2	37
W-@ L.A. Rams 12/26	23	22	216	91.3	2	0	43
L-@ Pittsburgh 1/2/94	30	15	249	50.0	0	0	55
Totals	230	130	1,797	56.5	14	9	62t



VINNY TESTAVERDE

Testaverde's Career Game-by-Game (cont.)

	Att.	Comp.	Yards	Pct.	TD	INT	Long
1994							
W-@ Cincinnati 9/4	24	14	149	58.3	1	2	24
L-Pittsburgh 9/11	37	19	211	51.4	1	4	25
W-Arizona 9/18	27	17	248	63.0	2	1	25
W-@ Indianapolis 9/25	28	16	266	57.1	0	0	65
W-N.Y. Jets 10/2	36	21	257	58.3	0	0	27
W-@ Houston 10/13	25	15	196	60.0	1	2	32
W-Cincinnati 10/23	18	8	703	44.4	1	1	44
L-@ Denver 10/30	14	6	14	42.9	0	0	24
W-New England 11/6			Inactive - Concussion				
W-@ Philadelphia 11/13			Inactive - Concussion				
L-@ Kansas City 11/20	12	4	38	33.3	1	0	15
W-Houston 11/27	29	15	199	51.7	2	1	26
L-N.Y. Giants 12/4	38	20	238	52.6	0	2	60
W-@ Dallas 12/10	25	15	118	60.0	1	1	30
L-@ Pittsburgh 12/18	42	21	250	50.0	1	2	31
W-Seattle 12/24	21	16	228	76.2	2	1	35
Totals	376	207	2,575	55.1	16	18	651
Playoffs							
W-New England 1/1/95	61	33	412	54.1	2	2	36
L-@ Pittsburgh 1/7/95	31	13	144	41.9	1	2	
Totals	92	46	556	50.0	3	4	36
1995							
L-@ New England 9/3	29	20	254	69.0	2	1	70
W-Tampa Bay 9/10	27	17	256	63.0	2	0	40
W-@ Houston 9/17	23	10	147	43.5	2	0	35
W-Kansas City 9/24	36	21	204	48.3	2	0	28
L-Buffalo 10/2	34	18	224	52.9	0	0	43
L-@ Detroit 10/8	30	16	154	53.3	1	0	32
L-Jacksonville 10/22	34	20	299	58.8	1	2	41
W-@ Cincinnati 10/29			DNP				
L-Houston 11/5			DNP				
L-@ Pittsburgh 11/13			DNP				
L-Green Bay 11/19	22	16	244	72.7	2	1	37
L-Pittsburgh 11/26	33	20	178	60.6	1	2	20
L-@ San Diego 12/3	41	28	303	68.3	1	1	28
L-@ Minnesota 12/9	6	5	54	83.3	0	0	20
W-Cincinnati 12/17	32	22	241	68.8	2	0	32
L-@ Jacksonville 12/24	45	28	325	62.2	1	3	39
Totals	392	241	2,883	61.5	17	10	701
1996							
W-Oakland 9/1	33	19	254	57.6	0	0	48
L-@ Pittsburgh 9/8	24	13	159	54.2	1	1	25
W-@ Houston 9/15	40	25	217	62.5	2	3	28
L-New Orleans 9/29	20	11	186	55.0	2	0	64
L-New England 10/6	45	29	353	64.4	3	1	41
L-@ Indianapolis 10/13	30	17	235	56.7	3	1	24
L-@ Denver 10/20	45	27	338	60.0	4	1	40
W-St. Louis 10/27	51	31	429	60.8	3	2	40
L-Cincinnati 11/3	43	20	279	46.5	2	4	27
L-@ Jacksonville 11/10	27	17	253	63.0	3	0	52
L-@ San Francisco 11/17	9	4	97	44.4	1	0	65
L-Jacksonville 11/24	50	31	366	62.0	0	0	38
W-Pittsburgh 12/1	24	17	259	70.8	3	1	53
L-@ Cincinnati 12/8	39	21	205	53.8	2	1	28
L-@ Carolina 12/15	37	20	240	54.1	1	2	29
L-Houston 12/22	32	23	307	71.9	3	2	86
Totals	549	325	4,177	59.2	33	19	861
1997							
L-Jacksonville 8/31	41	24	322	58.5	3	3	54
W-Cincinnati 9/7	36	25	275	69.4	1	1	45
W-@ N.Y. Giants 9/14	35	22	223	69.4	1	1	45
W-@ Tennessee 9/21	37	23	318	62.2	3	0	41
L-@ San Diego 9/28	42	18	228	42.9	1	2	37
L-Pittsburgh 10/5	47	28	290	59.6	3	2	29
L-Miami 10/19	47	32	331	68.1	1	0	34
W-@ Washington 10/26	21	10	142	47.6	1	0	39
L-@ N.Y. Jets 11/2	46	25	288	54.3	1	1	41
L-@ Pittsburgh 11/9	32	13	120	40.6	0	3	20
T-Philadelphia 11/16	32	19	140	59.4	1	2	29
L-Arizona 11/23	37	21	193	56.8	0	0	38
L-@ Jacksonville 11/30	17	11	101	64.7	1	0	29
W-Seattle 12/7			DNP - Knee				
W-Tennessee 12/14			DNP - Knee				
L-@ Cincinnati 12/21			DNP - Knee				
Totals	470	271	2,971	57.7	18	15	541
1998							
L-@ San Francisco 9/6			Inactive - 3rd QB				
L-Baltimore 9/13			Inactive - 3rd QB				
W-Indianapolis 9/20	21	12	203	60.0	4	1	82
W-Miami 10/4	32	19	185	59.4	1	0	19
L-@ St. Louis 10/11	18	9	96	50.0	1	0	18
W-@ New England 10/19	32	22	294	68.8	3	0	43
W-Atlanta 10/25	29	16	206	55.2	2	0	26
W-@ Kansas City 11/1	34	20	260	58.8	1	1	56
W-Buffalo 11/8	31	22	258	71.0	3	1	36
L-@ Indianapolis 11/15	28	12	249	42.9	1	1	63
W-@ Tennessee 11/22	33	21	237	63.6	2	0	23



Testaverde's Career Game-by-Game (cont.)

	Att.	Comp.	1998 (cont.) Yards	Pct.	TD	INT	Long
W-Carolina 11/29	21	16	255	76.2	2	0	37
W-Seattle 12/6	63	42	418	66.7	2	1	30
W-@ Miami 12/13	29	17	232	58.6	1	1	52
W-@ Buffalo 12/19	23	14	184	60.9	2	0	71t
W-New England 12/27	27	17	179	63.0	4	1	24t
Totals	.421	259	3,256	61.5	29	7	82t
Playoffs							
W-Jacksonville 1/10/99	36	24	284	66.7	1	1	23
L-@ Denver 1/17/99	52	31	356	59.6	0	2	28
Totals	.88	55	640	62.5	1	3	28
1999							
L-New England 9/12	15	10	96	66.7	1	1	27t
L-@ Buffalo 9/19				Reserve/Injured - Achilles			
L-Washington 9/26				Reserve/Injured - Achilles			
W-@ Denver 10/3				Reserve/Injured - Achilles			
L-Jacksonville 10/11				Reserve/Injured - Achilles			
L-Indianapolis 10/17				Reserve/Injured - Achilles			
L-@ Oakland 10/24				Reserve/Injured - Achilles			
W-Arizona 11/7				Reserve/Injured - Achilles			
W-@ New England 11/15				Reserve/Injured - Achilles			
W-Buffalo 11/21				Reserve/Injured - Achilles			
L-@ Indianapolis 11/28				Reserve/Injured - Achilles			
L-@ N.Y. Giants 12/5				Reserve/Injured - Achilles			
W-Miami 12/12				Reserve/Injured - Achilles			
W-@ Dallas 12/19				Reserve/Injured - Achilles			
W-@ Miami 12/27				Reserve/Injured - Achilles			
W-Seattle 1/2/00				Reserve/Injured - Achilles			
2000							
W-@ Green Bay 9/3	44	23	261	52.3	1	1	61
W-New England 9/11	37	16	281	43.2	3	1	44
W-Buffalo 9/17	32	16	188	50.0	1	1	45t
W-@ Tampa Bay 9/24	42	22	181	52.4	1	3	29
L-Pittsburgh 10/8	1	0	0	0.0	0	0	0
W-@ New England 10/15	23	15	139	65.2	0	0	17
W-Miami 10/23	59	36	378	61.0	5	3	30t
L-@ Buffalo 10/29	38	28	293	73.7	2	2	63
L-Denver 11/5	42	21	293	50.0	1	2	31
L-@ Indianapolis 11/12	38	20	271	52.6	1	2	50
W-@ Miami 11/19	29	14	113	48.3	0	2	35
W-Chicago 11/26	34	20	215	58.8	2	1	33
W-Indianapolis 12/3	41	26	295	63.4	2	1	41
L-@ Oakland 12/10	25	14	149	56.0	0	1	34
L-Detroit 12/17	36	21	194	58.3	0	1	24
L-@ Baltimore 12/24	69	36	481	52.2	2	3	41
Totals	.590	328	3,732	55.6	21	25	63
2001							
L-Indianapolis 9/9	25	17	175	68.0	2	0	38t
W-@ New England 9/23	16	16	137	57.1	0	0	25
L-San Francisco 10/1	24	11	202	45.8	0	0	39
W-@ Buffalo 10/7	25	15	173	60.0	2	0	36
W-Miami 10/14	22	15	168	68.2	2	0	25t
L-St. Louis 10/21	13	9	74	69.2	1	1	20
W-@ Carolina 10/28	34	21	181	61.8	0	3	26
W-@ New Orleans 11/4	22	13	145	59.1	1	1	26
W-Kansas City 11/11	27	17	170	63.0	0	1	22
W-@ Miami 11/18	21	10	76	47.6	1	0	19
L-New England 12/2	32	18	172	58.1	1	2	34t
L-@ Pittsburgh 12/9	26	15	141	57.7	0	0	19
W-Cincinnati 12/16	28	17	196	60.7	2	0	27
W-@ Indianapolis 12/23	47	28	285	60.0	2	2	29
L-Buffalo 12/30	37	19	227	52.6	0	2	29
W-@ Oakland 1/6/02	29	18	230	62.1	1	2	40t
Totals	.441	260	2,752	59.0	15	14	40t
Playoffs							
L-@ Oakland 1/12/02	41	27	277	65.9	3	0	29
2002							
W-@ Buffalo 9/8	30	24	210	80.0	2	0	21
L-New England 9/15	23	15	150	65.2	1	1	35
L-@ Miami 9/22	25	14	125	56.0	0	2	18
L-@ Jacksonville 9/29	4	0	0	0.0	0	0	0
L-Kansas City 10/6				DNP			
W-Minnesota 10/20				DNP			
L-Cleveland 10/27				DNP			
W-@ San Diego 11/3				DNP			
W-Miami 11/10				DNP			
W-@ Detroit 11/17				DNP			
W-Buffalo 11/24				DNP			
L-@ Oakland 12/2				DNP			
W-Denver 12/8				DNP			
L-@ Chicago 12/15				DNP			
W-@ New England 12/22				DNP			
W-Green Bay 12/29	1	1	14	100.0	0	0	14
Totals	.83	54	499	65.1	3	3	35
Playoffs							
W-Indianapolis 1/4/03	0	0	0	0.0	0	0	0
L-@ Oakland 1/12/03				DNP			
Totals	0	0	0	0.0	0	0	0



Testaverde's Career Game-by-Game (cont.)

	Att.	Comp.	2003 Yards	Pct.	TD	INT	Long
L-@ Washington 9/4	24	15	105	62.5	0	0	17
L-Miami 9/14	45	29	373	64.4	1	1	61
L-@ New England 9/21	43	25	264	58.1	1	1	29t
L-Dallas 9/28	29	21	219	72.4	0	0	38
W-Buffalo 10/12	17	11	130	64.7	3	0	24
W-@ Houston 10/19	29	15	182	51.7	1	0	25
L-@ Philadelphia 10/26	11	7	112	63.6	11	0	60t
L-N.Y. Giants 11/2				DNP			
W-@ Oakland 11/9				DNP			
L-@ Indianapolis 11/16				DNP			
W-Jacksonville 11/23				DNP			
W-Tennessee 12/1				DNP			
L-@ Buffalo 12/7				DNP			
W-Pittsburgh 12/14				DNP			
L-New England 12/20				DNP			
L-@ Miami 12/28				DNP			
Totals	198	123	1,385	62.1	7	2	61

**Bruce Thornton****Cornerback****5'10" ★ 197 ★ 1/31/80****Georgia****D4 for '04 (121st overall)****NFL: Rookie ★ Cowboys: Rookie**

COLLEGE: The Cowboys were looking to bolster the cornerback position when they selected Bruce Thornton in the fourth round (121st overall) of the 2004 NFL Draft. Thornton, a versatile athlete who has experience at both the left and right cornerback position is looking to compete for the starting role opposite last year's first round pick Terence Newman. Thornton has displayed quick foot movement and a good burst, staying with receivers down field. A three-year starter, he finished his collegiate campaign with 129 tackles, including eight for losses, 21 passes defended and four interceptions. He also gained 230 yards and three touchdowns on 47 carries playing tailback as a freshman. Thornton added 404 yards on 22 kick-off returns (18.4 avg.).

2003: Thornton was named captain by his teammates as a senior, then started 13 games and finished seventh on the squad with 54 tackles, three behind the line of scrimmage, eight pass deflections and two interceptions. In the season opening shutout at Clemson, Thornton made seven tackles with one for a loss. He tallied five tackles against South Carolina before registering a season-high eight tackles at Louisiana State. Thornton notched two passes defended against Alabama before adding two tackles in games at Tennessee, at Vanderbilt and against Alabama-Birmingham. He collected a season-high tying eight tackles and an interception at Georgia Tech. In the Southeastern Conference Championship game against Louisiana State, Thornton tallied four tackles, an interception and a pass break up. He closed out his collegiate career helping lead the Bulldogs to a 34-27 win over Purdue in the Capital One Bowl by finishing with six tackles and a pass deflection.

2002: As a junior, Thornton was named the team's most improved defensive back. He was a key contributor in the Bulldogs defense as they posted a 10-1 record, including a Sugar Bowl victory over Florida State. He recorded a pair of stops in back-to-back wins against Clemson and South Carolina. He then recorded two tackles while also returning a blocked punt 12 yards for a touchdown against Northwestern Louisiana State. At Alabama, he posted seven tackles, including one behind the line of scrimmage, before notching a season-high nine stops, a forced fumble and fumble recovery against Florida. Thornton picked up three assisted tackles and an interception on a theft of Eli Manning against Ole Miss. He tallied three stops at Kentucky, at Auburn and at Arkansas in the SEC Championship game. He posted two tackles and returned an interception 71 yards for a score – the second longest interception return in school history – in the Sugar Bowl victory over Florida State.

2001: Thornton saw time in every game as a sophomore after making the transition to defense from tailback. He started the first nine games at weak-side cornerback and recorded 32 tackles and broke up seven passes. In his first career start, against Arkansas State, Thornton tallied three stops and two passes defended. Against South Carolina, he posted four tackles, a pass defended and a fumble recovery before registering a season-high seven tackles and two pass deflections against Arkansas. He notched five tackles and a deflected pass at Tennessee then collected five more tackles in the Music City Bowl against Boston College.

2000: As a redshirt freshman, Thornton made his collegiate debut as a tailback, carrying the ball 47 times for 230 yards (4.9) and three touchdowns. He hauled in three passes for 13 yards and returned 22



kickoffs for 404 yards (18.4). He made his debut against Georgia Southern, picking up 36 yards on seven carries. He added nine rushes for 69 yards and two scores against New Mexico State. At Arkansas, he totaled 54 yards and a 21-yard touchdown on 14 rushes. Thornton started against Tennessee and picked up 42 yards on seven carries. At Florida, he ran five times for 23 yards before moving to defensive back the week of the Oahu Bowl against Virginia. In Georgia's 37-14 win, Thornton picked up a solo tackle.

1999: Thornton was redshirted as a true freshman after breaking his thumb in fall practice.

PERSONAL: Thornton, a child and family development major, was named to the Super Southern 100 and Super Eleven lists as a three-year starting running back and four-year letterman at La Grange, Georgia, High School. He earned *SuperPrep* All-America honors as he amassed 4,541 yards on 560 attempts through his prep career. As a senior, he rushed for 1,920 yards and 28 touchdowns while adding 932 return yards and 12 blocked kicks.

THORNTON'S GEORGIA TOTALS

Year	Solo	Tackles Ast.	Tot.	Sacks	Tkl/ Loss	Passes Def.	Fum. For Rec.
2001	27	5	32	0.0(0)	1(-3)	7	0-1
2002	24	19	43	0.0(0)	4(-18)	6	1-1
2003	43	11	54	0.0(0)	3(-3)	8	0-0
Totals	94	35	129	0.0(0)	8(-24)	21	1-2

Interception Returns				
Year	No.	Yds.	Avg.	Long
2002	2	71	35.5	71t
2003	2	4	2.0	2
Totals	4	75	18.8	71t

Additional Statistics
Kickoff Returns: 2000 (22 for 404 yards, 18.4 avg.).
Rushing: 2000 (47 carries for 230 yards, 3 touchdowns).
Receiving: 2000 (3 receptions for 13 yards).



Torrin Tucker

Tackle

6'6" ★ 329 ★ 12/25/79

Southern Mississippi

FA for '03

NFL: 2nd Year ★ Cowboys: 2nd Year



GAMES/STARTS (regular season, playoffs): 2003 (7/1, 1/0).

PRO: When the Cowboys signed Torrin Tucker as a rookie free agent in 2003, he was considered one of the top collegiate offensive linemen in the country to go undrafted. Tucker then proved through hard work and determination that he has the ability to become a good NFL lineman. A big, physical player, he has the versatility to play multiple positions and provide the Cowboys with depth all along their offensive line. Tucker will need to continue with his proven work ethic as he battles for increased playing time this fall.

2003: After signing with the Cowboys as a rookie free agent, Tucker was released at the end of training camp and immediately signed to Dallas's practice squad. He remained on the practice squad for the first month of the season before being moved to the active roster Oct. 1. He was inactive for the next four games before making his NFL debut against Washington (11/2) when he stepped into the right tackle spot for Kurt Vollers, who moved to left tackle when Flozell Adams was injured in the second quarter. Tucker remained in the game after Adams returned and helped the Dallas offense rack up 400 yards of total offense, including 208 yards on the ground. He again saw action at right tackle in place of Vollers against Buffalo (11/9), but was inactive at New England (11/16). Against Carolina (11/23), Tucker took over at right tackle midway through the first quarter after Vollers suffered a low back contusion. His play helped hold Panthers defensive end Julius Peppers to two tackles and no sacks over the final three quarters of the game. Tucker earned his first NFL start on Thanksgiving Day against Miami (11/27) in place of the injured Vollers and helped provide Quincy Carter time to throw for 288 yards. When Vollers returned to action at Philadelphia (12/7), Tucker saw limited action on special teams. He again saw special teams action against the N.Y. Giants (12/21) before being active but not playing in the regular season finale at New Orleans (12/28). He made his postseason debut in the NFC Wild Card Playoff Game at Carolina (1/3/04).

COLLEGE: Tucker closed out his collegiate career as one of the top guards in the country. His performance along the Southern Miss offensive line led the way for Derrick Nix to rush for 1,194 yards and 11 touchdowns. As a junior, Tucker started all 11 games and was the cornerstone of an offensive line that helped the Golden Eagles average 340.0 total yards-per-game. Tucker started all 11 games as a sophomore while anchoring an offensive line that was instrumental in Southern Miss averaging 323.8 total yards-per-game. As a redshirt freshman, Tucker was one of three freshmen to start along the Southern Miss offensive line during the year. He was redshirted as a true freshman in 1998.

PERSONAL: Tucker earned second-team all-state honors from *The Clarion-Ledger* while being selected to the all-district team and being named the district's Most Valuable Defensive Lineman as a senior at



Southwest Lauderdale High School in Meridian, Miss. During his final prep campaign, he recorded 87 tackles and scored touchdowns on a blocked punt and a fumble return. The sports administration major made the Dean's List as a junior and senior at Southern Mississippi. As a rookie in 2003, Torrin was a member of the Cowboys Rookie Club – a program designed to introduce rookie team members to community service in the Dallas area.



Kurt Vollers

Tackle

6'7" ★ 317 ★ 4/4/79

Notre Dame

FA for '02

NFL: 3rd Year ★ Cowboys: 3rd Year



GAMES/STARTS (regular season/playoffs): 2002 (1/0), 2003 (14/9, 1/1), Totals – 15/9, 1/1.

PRO: With a solid blend of athleticism, height (6' 7") and a long reach, Kurt Vollers has the potential to play tackle in the NFL at a high level. Repetition and experience – two factors that he saw plenty of in 2003 – will go a long way toward determining his longevity and production in the league. Vollers capitalized on a rash of injuries on the Cowboys offensive line in 2002 to earn a roster spot for the depleted Dallas unit. In 2003, a nagging injury to starting right tackle Ryan Young forced Vollers into job training as a starter on the right side, and he came through with productive results. Dallas was 5-2 in games that Vollers started at right tackle in 2003. Originally signed as a rookie free agent by Indianapolis in 2002, Vollers enters the 2004 season in a battle for playing time at right tackle.

2003: After seeing limited action in the opener against Atlanta (9/7), and being inactive for the overtime win at the N.Y. Giants (9/15), Vollers was thrust into the starting role at right tackle in the season's third game – a 17-6 win at the N.Y. Jets (9/28). While stepping in for Ryan Young, Vollers earned his first NFL start and played a key role in a Dallas ground game that accounted for 202 rushing yards. In that game, running back Troy Hambrick compiled the team's first 100-yard rushing game of the year with 127 yards. In the Cowboys 38-7 win at Detroit (10/19), Vollers saw action at right tackle after Young suffered a stinger on the opening touchdown drive of the third quarter (Young returned later in the game). As a unit, the Dallas line gave up just one sack in 28 pass plays while the running game picked up 134 yards and helped the Cowboys control the clock for 37:21. In the 21-14 win over Washington (11/2), Vollers started at right tackle in place of Young (knee), and displayed his versatility by moving to left tackle for Flozell Adams (shoulder injury) after Adams was sidelined briefly in the second quarter. Vollers earned his third start of the season at right tackle for Young against Buffalo (11/9), and he helped protect Quincy Carter, who was sacked just once in 33 pass attempts. In the loss at New England (11/16), he took over at right tackle for Young in the third quarter and helped limit the Patriots to one sack in 37 pass plays. In the pivotal win over Carolina (11/23), he started at right tackle for Young, but suffered a low back contusion midway through the first quarter and saw limited action the rest of the way. That injury forced him to miss the Thanksgiving Day loss to Miami (11/27). He returned to the starting lineup at right tackle at Philadelphia (12/7) and was part of an offensive line that led the way for 150 rushing yards by Dallas running backs. At Washington (12/14), as the starting right tackle, Vollers was part of a line that paved the way for Troy Hambrick's 189 rushing yard day, the third best single-game performance in club history. In the playoff clinching win over the N.Y. Giants (12/21), he helped Dallas rush for 104 yards, the 10th 100-yard day of the season. Also against the Giants, Carter had time to throw for 240 yards, including a season-long 64-yard toss. At New Orleans (12/28), he earned his sixth start in the final eight weeks at right tackle and his pass blocking allowed Carter to throw a career-high 47 times for 290 yards.

2002: Vollers signed with the Indianapolis Colts as a rookie free agent but was released at the end of training camp. He immediately signed to the Colts practice squad, where he remained until signing with Dallas on Oct. 22. He was active but did not play in his first four games with Dallas. He took over at left tackle for Adams (ankle) in the second quarter against Washington (11/28). He was active but did not play in games against San Francisco (12/8), at the N.Y. Giants (12/15) and in the season finale at Washington (12/29).

COLLEGE: As a senior, Vollers earned All-Independent honors from collegefootballnews.com after starting all 11 games – nine at right tackle and two at right guard – helping to clear a path for 188.2 rushing yards-per-game. He started 12 games for the Irish as a junior, including the Tostitos Fiesta Bowl, helping Notre Dame finish the season 14th in the country in rushing (213.5 yards-per-game) and 17th in passing efficiency. As a sophomore, Vollers saw action in every game on special teams while seeing time with the offense in seven games. He earned the starting nod at left tackle for the final three games of the season after the season-ending injury to starter Jordan Black. As a redshirt freshman, Vollers made the switch from the defensive line to the offensive line in preseason practices. He made his offensive debut at guard against Navy, his only playing time of the season.



PERSONAL: Vollers was a *USA Today* honorable mention All-America and was rated as one of the top prep recruits in the country following his senior season at Servite High School in Whittier, Calif. – the same high school as former Cowboys quarterback Steve Beurlein. He helped lead Servite to league titles as a junior and senior, posting 29 tackles and eight sacks during his senior campaign. The sociology major also earned two letters in track – winning the league shot put and discus titles as a junior – two letters in basketball and one letter in baseball. When Vollers signed with the club in 2002, he became a member of the Cowboys Rookie Club, a program designed to introduce rookies to community service. The rookies made visits to and spent time with children at Children's Medical Center of Dallas, ChildCareGroup, North Texas Hospital for Children for Operation Paint Fest and work with The Salvation Army Angel Tree Program. Since then, he has maintained his community involvement. Vollers attended a special screening of the movie "Radio" hosted by the Cowboys for 400 youth from non-profit agencies and in the 2004 offseason served as a celebrity football coach at the Cowboys' annual Let Us Play! Sports Camp for 150 girls from non-profit agencies in the Dallas area. He also played in the Harvest Christian Academy Charity Golf Tournament.



Tyson Walter

Offensive Line

6'4" ★ 310 ★ 3/17/78

Ohio State

D-6a for '02 (179th overall)

NFL: 3rd Year ★ Cowboys: 3rd Year



GAMES/STARTS (regular season, playoffs): 2002 (10/8), 2003 (16/0, 1/0). Total – 26/8, 1/0.

PRO: Versatility is critical to anyone looking to catch the eye of Bill Parcells and earn a roster spot, which makes offensive lineman Tyson Walter stand out when you look at the members of the Dallas offensive line. Walter, an offensive tackle at Ohio State has answered the call with solid productivity at center and guard for the Cowboys over the last two years. A strong drive blocker with solid quickness and intelligence, he now has experience performing at every offensive line position in either college or the pros. After starting 49 games in his collegiate career, Walter was thrown into the fire midway through his rookie year at center. He has quickly established himself as an important component in the depth and versatility of the Cowboys offensive line, displaying solid athletic ability for a man of his size while also possessing toughness and a rare level of intelligence as evidenced by his ability to make the calls on the offensive line as a starting center in the NFL. Walter came to the NFL with a high level of competitive maturity after spending six years in one of the nation's premier collegiate programs. When he was not sidelined with injuries, Walter was a very consistent performer for four seasons at left tackle, where he capably inherited the responsibility of replacing All-America Orlando Pace, who was taken by the Rams with the first overall pick in the 1997 NFL Draft. Walter was the first of three Dallas sixth round draft choices in 2002 (179th overall).

2003: Walter saw action in every game for the Cowboys. Early in the season, he saw considerable time spelling Larry Allen at left guard as the Cowboys rolled out to a 7-2 start on their way to a 10-6 record and a wild card playoff berth. The offensive line helped generate enough holes in the running game and protection in the passing game for Dallas to vault from 31st in the league in total offense in 2002 to 15th in 2003. Walter saw second quarter action for Allen at left guard in the season opener against Atlanta (9/7). He also took over for Allen against Arizona (10/5), but Allen returned in the second half. Walter was again called on to work at left guard at Tampa Bay when he moved into the lineup midway through the third quarter. Walter helped the Dallas offense rack up 400 yards of total offense, including 208 rushing yards against Washington (11/2) when he replaced Allen who was troubled with a sprained knee. The Cowboys' pass protection allowed just one sack in 34 pass plays and that came on a busted flea-flicker. Moving to center at Washington (12/14), Walter saw some third quarter work for Matt Lehr. In the Cowboys' wild card playoff game at Carolina (1/3/04), Walter recorded a seven-yard return of a squibbed kickoff in his postseason debut.

2002: Walter was sidelined for almost all of training camp with a high left ankle sprain that he suffered on Aug. 4. Yet, he showed enough promise and tenacity in limited two-a-day drills to earn a roster spot. The injury, however, forced him to be inactive for the first four games of the season. Walter returned to limited practice work on Sept. 25 and was active, but did not play, in the loss to the N.Y. Giants (10/6). He saw his first NFL action in the following week's win over Carolina (10/13) when he took over at center for Lehr midway through the second quarter. Walter helped Dallas rush for 138 yards and a 5.8 yards-per-carry average against the Panthers while playing a key role in the two decisive fourth quarter touchdowns that sparked the thrilling come-from-behind win. In the loss to Seattle (10/27), Walter saw limited first quarter action at center for Andre Gurode (ankle injury) and then at right guard on the final drive when Solomon Page moved to right tackle for Javier Collins (knee injury). Walter earned his first NFL starting assignment at center at Detroit (11/3) as Gurode moved to right guard. In answering the starting call, Walter became the second rookie to start at center – along with Gurode – for Dallas in 2002. In the loss at Indianapolis



(11/17), Walter earned his second straight start at center, and he held the job for the remainder of the season. In Dallas's win over Jacksonville (11/24), Walter was a part of a line that helped provide time for Hutchinson to throw for 301 yards and opened holes for 118 rushing yards en route to the club's top offensive outing (405 net yards) of the year. In the Thanksgiving Day win over Washington (11/28), he contributed to a line effort that led the way for the Cowboys to rush for a season-high 211 yards, including a season-high 144 yards by Emmitt Smith. In that game, Smith also went over the 17,000-yard mark for career rushing yards and recorded his fourth consecutive 100-yard day against the Redskins. In the following week's loss to San Francisco (12/8), Walter helped hold the 49ers without a sack in 28 pass plays, marking the first game in 2002 that the line did not allowed a sack.

COLLEGE: Walter holds the distinction of starting more games as a Buckeye (49) than any other player in school history. As a senior in 2001, Walter was an All-Big Ten selection and the winner of the Jim Parker Award for outstanding offensive line performance among Buckeyes. He was also recognized as a first-team Academic All-Big Ten selection. He started every game as a senior and his blocking earned him Buckeyes' Lineman of the Game honors four times. Walter's productive senior year marked his return to the field after missing the entire 2000 season with a back infection that caused him to receive a second medical redshirt season. Despite missing most of the summer after undergoing back surgery, Walter started every game at left tackle in 1999. In 1998, Walter was an All-Big Ten honorable mention selection after starting every game at left tackle. He played a key role in the Buckeyes finishing the year ranked fifth nationally in total offense. That squad went on to beat Texas A&M in the Nokia Sugar Bowl to finish with an 11-1 record and a No. 2 national ranking. As a redshirt freshman in 1997, he was called upon to fill the shoes of two-time All-America left tackle Orlando Pace. Walter started every game for Ohio State. In 1996, Walter played in the first two games as a reserve offensive tackle before a shoulder sprain sidelined him for the remainder of the season. He was granted a medical redshirt as a result of the injury.

PERSONAL: Walter helped Kenston, Ohio, High School to a runner-up finish in the state playoffs as a senior offensive and defensive tackle, earning all-Ohio honors. He graduated from Ohio State at the end of the 2000 winter quarter with a degree in finance. He went on to pursue additional degrees in Economics, Risk Management and Information Systems. As a senior scholar-athlete, Walter was a nominee for a National Football Foundation scholarship. As a member of the Cowboys 2002 Rookie Club – a program designed to introduce rookie team member to community service in the Dallas area – Walter participated in monthly charity visits to non-profit organizations serving children. In the spring of 2003, he served as a guest speaker at the SMU "Visioneering" event for over 500 Dallas middle school students.

WALTER'S COWBOYS TOTALS

Additional Statistics: Kickoff Returns: Postseason 2003: (1 ret., 7 yards).



Dedric Ward

Wide Receiver

5'9" ★ 185 ★ 9/29/74

Northern Iowa

FA for '04

NFL: 8th Year ★ Cowboys: 1st Year



GAMES/STARTS (regular season, playoffs): 1997 (11/0 – NYJ), 1998 (16/2 – NYJ), 1999 (16/6 – NYJ), 2000 (16/16 – NYJ), 2001 (13/1 – Mia.), 2002 (16/1 – Mia.), 2003 (3/0 – Bal.; 4/0, 3/1 – NE). Total – 95/26, 6/1.

PRO: A proven commodity as both a receiver and return man, Dedric Ward joined the Cowboys on June 11 and was reunited with Bill Parcells, the head coach who brought him into the league as a third-round NFL Draft choice (88th overall) of the N.Y. Jets in 1997. In Dallas, he joins a dynamic group of playmakers at wide receiver, and he will be counted on to provide veteran experience and a winning work ethic to the club's passing game. After spending four years with the Jets upon entering the league, Ward signed a two-year contract with the Dolphins as an unrestricted free agent on April 18, 2001. He joined the Patriots as a veteran free agent on May 22, 2003 and, after a brief stint with the Ravens early in the 2003 season, re-joined New England in time to play a part in their push to the Super Bowl XXXVIII title.

2003: Ward originally signed with New England as a free agent on May 22 but was released at the end of camp. He signed with Baltimore on Oct. 6 and saw limited action over the next three weeks recording three punt returns for 26 yards and a kickoff return for 20 yards. He was then inactive against Jacksonville (11/2), at St. Louis (11/9) and at Miami (11/16) before being released on Nov. 18. He re-joined the Patriots on Nov. 20 and saw action as the club's third receiver at Houston (11/23), catching three passes for 33 yards in his debut. At Indianapolis (11/30), he had two receptions for 50 yards and a touchdown in the Patriots' dramatic 38-34 victory over the Colts. He hauled in a 31-yard touchdown strike from Tom Brady on a slant route to make the score 17-0 in the second quarter and then grabbed a key 19-yard reception



along the sideline on third-and-14 to extend a Patriots drive that eventually concluded with a Michael Cloud touchdown plunge in the third quarter. Ward added a 14-yard reception against Miami (12/7) in the Patriots AFC East clinching 12-0 victory over the Dolphins. He was inactive the final two weeks of the regular season before starting at wide receiver and snaring one catch for 22 yards in the Patriots 17-14 divisional play-off victory over Tennessee (1/10/04). Ward saw action but did not record a catch in the AFC Championship Game against Indianapolis (1/18/04) or in the Patriots Super Bowl XXVIII victory over Carolina (2/1/04).

2002: Ward saw action in all 16 games for the Dolphins and recorded 19 catches for 172 yards. He also added 16 punt returns for 169 yards, an average of 10.6 yards-per-return. He had two catches for 17 yards against the N.Y. Jets (9/22). Against New England (10/6), he had three punt returns for 39 yards, including a 26-yard return. Ward made his biggest catch of the season against Denver (10/13) with a critical 22-yard catch late in the game to set up Olindo Mare's game-winning 53-yard field goal on the next play. He also added two punt returns for a career-best 47 yards (23.5 avg.), including a 34-yard return – the longest punt return of his career. He led the Dolphins in receptions and receiving yards against New England (12/29) with four catches for 34 yards.

2001: Ward played in 13 games, starting one, and caught 21 passes for 209 yards. Of his 21 receptions, 13 converted a first down, including nine on either third or fourth down. He made his Dolphins debut against Oakland (9/23) with two receptions for 29 yards. Both of his catches came on the Dolphins game-winning drive that ended with a Jay Fiedler two-yard touchdown run with five seconds to play, giving the Dolphins an 18-15 victory. He had a season-long 20-yard reception on the first play of the drive and a nine-yard catch on fourth-and-three from the Raiders' 18. His only reception at Buffalo (11/25) was a 16-yard grab on fourth-and-14 from the Bills' 38 with less than five minutes to play. Fiedler connected with Chris Chambers for a 22-yard touchdown pass on the next play to pull Miami to within three points of the lead at 27-24 in a game Miami went on to win, 34-27. Ward put together season-high figures of four catches for 34 yards in the season finale against Buffalo (1/6/02) as he made his first start of the season. In the post-season, he led the team with five receptions for 55 yards against Baltimore (1/13/02).

2000: Starting all 16 games for the first time in his career, Ward turned in the most productive season of his NFL career, finishing fourth on the Jets with 54 receptions. His career-high 801 receiving yards ranked third on the team, and he added three touchdowns as well. On special teams, he returned 27 punts for a 7.9-yard average. Ward opened the season with back-to-back 100-yard receiving games, the second and third of his NFL career. In the season opener at Green Bay (9/3), he hauled in five passes for 104 yards. The following week against New England (9/11) he recorded his second straight 100-yard game, with four catches for 100 yards on Monday Night Football. He returned five punts for 46 yards at Tampa Bay (9/24). Ward caught three passes for 54 yards, including a 16-yard scoring catch from Vinny Testaverde for his first touchdown of the year at Indianapolis (11/12). He had six receptions for 93 yards against Chicago (11/26) with four of his six catches converting third downs. He concluded the season by amassing career-best numbers of eight receptions for 147 yards and a touchdown at Baltimore (12/24).

1999: Ward started six-of-16 games and finished fifth on the team with 22 receptions for 325 yards. He tied for second on the team with three receiving touchdowns. He also led the team with a career-high 38 punt returns for 288 yards (7.6 avg.). Against Washington (9/26), he caught three passes for 73 yards, including a 35-yard scoring catch from Rick Mirer. Ward then went on to post season-high numbers with four receptions for 84 yards, including a touchdown and a long of 50 yards, the following week at Denver (10/3). His scoring catch was a 16-yard reception in the fourth quarter to put the Jets ahead 21-13 in a game that they went on to win by that score. Against Indianapolis (10/17), he had three punt returns for 42 yards, including a long of 20. He then posted a career-high six punt returns for 44 yards against Arizona (11/7). His season-long 23-yard punt return against Buffalo (11/21) set up a John Hall 36-yard field goal in the third quarter. His lone reception at Miami (12/27) was a 56-yard touchdown reception from Ray Lucas.

1998: In his sophomore campaign in New York, Ward saw action in all 16 games and hauled in 25 passes for 477 yards and a career-high four touchdowns. He opened the year with season-high numbers of five receptions for 96 yards at San Francisco (9/6). He had two receptions for 60 yards, including a 43-yard touchdown catch from Testaverde in the fourth quarter of a 24-14 Monday night win at New England (10/19). He also caught two passes for 61 yards against Buffalo (11/8), including a 36-yard scoring grab in the third quarter to put the Jets ahead 20-9 in a 34-12 win. He accounted for scores in each of the final two games of the year, scoring on a career-long 71-yard scoring catch in the AFC East-clinching 17-10 victory at Buffalo (12/19) and adding a 17-yard touchdown in the season finale against New England (12/27). He saw action in both postseason games as a reserve, catching six passes for 79 yards – including five receptions for 61 yards in the AFC Championship game at Denver (1/17/99).

1997: As a rookie, Ward played in 11 games in a reserve role and caught 18 passes for 212 yards and a touchdown. He also rushed for 25 yards on two attempts and returned eight punts for a 6.9-yard average. In the second week of the season against Buffalo (9/7), he caught three passes for 51 yards, including a 19-yard touchdown from Neil O'Donnell for his first NFL score. He took a reverse from Adrian Murrell and went a career-best 21 yards for a first down against New England (10/19). His best performance of the year came at Miami (11/9) when he caught six passes for 108 yards, including a long of 33.

COLLEGE: Ward was a four-year letterman (1993-96) at Northern Iowa where he set school career records for receptions (176), receiving yards (3,876) and touchdowns (41). All three figures also represent Gateway Conference records. He established a school single-game standard for receiving yards (247 vs. Illinois St.) and is the only player in conference history to put together three 1,000-yard receiving seasons. Ward was a consensus I-AA All-America selection as a senior when he caught 70 passes for 1,556 yards and 17 touchdowns. He had 50 receptions for 1,283 yards and 15 scores as a junior. He was named the conference MVP each of his final two seasons.



DEDRIC WARD

PERSONAL: Dedic Ward attended Washington High School in Cedar Rapids, Iowa, where he lettered in football and basketball. Ward graduated from Northern Iowa with a degree in psychology. While in college, he also performed on the Northern Iowa track team, placing third in the conference in the 55-meter dash with a time of 6.33 at the Gateway indoor championships his senior season. He set a school record in the 200-meter dash in 1997 with a time of 20.86. In the community, Ward participated in the Super Bowl of Fashion benefiting the Cystic Fibrosis Foundation, has assisted in building houses for Habitat for Humanity and also has assisted with events for the Daily Bread Food Bank, United Way and the Broward Partnership for the Homeless.

PLAYERS

WARD'S NFL TOTALS

Year	No.	Receiving Yds.	Avg.	Long	TD
1997 (NYJ).....	18	212	11.8	33	1
1998 (NYJ).....	25	477	19.1	71t	4
1999 (NYJ).....	22	325	14.8	56t	3
2000 (NYJ).....	54	801	14.8	61	3
2001 (Mia).....	21	209	10.0	20	0
2002 (Mia).....	19	172	9.1	22	0
2003 (N.E.).....	7	106	15.1	31t	1
Total.....	166	2,302	13.9	71t	12

Postseason	No.	Receiving Yds.	Avg.	Long	TD
1998 (NYJ).....	6	79	13.2	26	0
2001 (Mia).....	5	55	11.0	19	0
2003 (N.E.).....	1	22	22.0	22	0
Total.....	12	156	13.0	26	0

Year	No.	Kickoff Returns Yds.	Avg.	Long	TD
1997 (NYJ).....	2	10	5.0	11	0
1998 (NYJ).....	3	60	20.0	23	0
2003 (Balt.).....	1	20	20.0	20	0
Total.....	6	90	15.0	23	0

Single-Game Bests

Receptions - 8 at Baltimore, 12/24/00
Receiving Yards - 147 at Baltimore, 12/24/00
Long Reception - 71t at Buffalo, 12/19/98
Punt Returns - 6 vs. Arizona, 11/7/99
Punt Return Yards - 47 @ Denver, 10/13/02
Long Punt Return - 34 @ Denver, 10/13/02

Year	No.	Rushing Yds.	Avg.	Long	TD
1997 (NYJ).....	2	25	12.5	21	0
1998 (NYJ).....	2	7	3.5	4	0
1999 (NYJ).....	1	-1	-1.0	-1	0
2000 (NYJ).....	4	23	5.8	12	0
2001 (Mia).....	2	21	10.5	16	0
Total.....	11	75	6.8	21	0

Year	No.	Punt Returns Yds.	Avg.	Long	FC	TD
1997 (NYJ).....	8	55	6.9	12	2	0
1998 (NYJ).....	8	72	9.0	20	3	0
1999 (NYJ).....	38	288	7.6	23	12	0
2000 (NYJ).....	27	214	7.9	19	19	0
2001 (Mia).....	9	88	9.8	18	2	0
2002 (Mia).....	16	169	10.6	34	11	0
2003 (Balt.).....	3	26	8.7	16	0	0
2003 (N.E.).....	0	0	0.0	0	2	0
Total.....	109	912	8.4	34	51	0

100-yard Receiving Games

147 @ Baltimore, 12/24/00 (8 rec.)
108 @ Miami, 11/9/97 (6 rec.)
104 @ Green Bay, 9/3/00 (5 rec.)
100 vs. New England, 9/11/00



James Whalen

Tight End

6'2" ★ 244 ★ 12/11/77

Kentucky

FA for '00

NFL: 5th Year ★ Cowboys: 5th Year



GAMES PLAYED/STARTED: 2000 (3/0); 2001 (0/0-IR); 2002 (16/6); 2003 (7/0). Total (26/6).

PRO: James Whalen signed with the Cowboys in 2000 hoping to provide the team with a pass-catching tight end that would make defenses respect the middle of the field. Whalen - the NCAA's single season receptions, yardage and touchdowns leader for a tight end - spent a year on the Dallas practice squad and a year on injured reserve before getting the opportunity to display his talents in 2002. When given the chance, he showed coaches the ability to not only make plays catching the ball but also on special teams units. He was slowed by injury throughout the 2003 season, but he once again returns healthy in 2004 and will be looking to showcase his special teams versatility and pass catching ability.

2003: Whalen was again haunted by the injury bug throughout the season, seeing action in just seven games. Whalen saw time on special teams in the season opener against Atlanta (9/7), but did not record a tackle. He picked up his first special teams tackle in the Monday night win at the N.Y. Giants (9/14). At the N.Y. Jets (9/28), Whalen led the team and tied his career-high with three special teams tackles. He was inactive against Arizona (10/5) and Philadelphia (10/12) after straining muscles in his leg in practice. He returned to action at Detroit (10/19) and added a special teams tackle. He was inactive for games at Tampa Bay (10/26), and against Washington (11/2) and Buffalo (11/9) with an injured hamstring. Whalen returned to action at New England (11/16) and added a special teams stop. He notched another special teams tackle against Carolina (11/23), but was inactive for the remainder of the season.

2002: After missing the 2001 season with a strained right Achilles tendon, Whalen returned to the playing field during training camp and proceeded to appear in all 16 regular season games. He finished the season with 17 catches for 152 yards while ranking fourth on the team with 15 special teams tackles. After



making his debut at Houston (9/8) in the season opener, Whalen recorded his first special teams stop at Philadelphia (9/22). He left the Eagles game in the fourth quarter, however, after suffering bruised ribs. He returned the following week at St. Louis (9/29) to record his first career receptions, catching a team- and career-high five passes for 38 yards. Three of his grabs gave Dallas a first down, including one on the game-tying field goal drive in the fourth quarter. He caught a career-long 33-yard pass against the N.Y. Giants (10/6). Against Carolina (10/13), Whalen knocked the wind out of kick returner Steve Smith following the Cowboys' fourth quarter go-ahead touchdown, forcing the Panthers to use one of their two remaining timeouts with 0:56 on the clock. Whalen caught two passes for 17 yards at Detroit (11/3) before making his first career start at Indianapolis (11/17) in a two tight end set and catching two passes for 16 yards. He earned his second straight start (two tight ends) against Jacksonville (11/24) and recorded a special teams tackle as Dallas limited the Jaguars to a 17.0 average on four kickoff returns. He posted two special teams stops and forced a fumble against Washington (11/28), then tied for the team lead with three special teams tackles against San Francisco (12/8). He also added a seven-yard reception against the 49ers. He led the team at the N.Y. Giants (12/15) with three special teams tackles while also recovering an onside kick late in the game and catching a four-yard pass. Against Philadelphia (12/21), he tied for the team lead with three catches for 24 yards and led the squad with two special teams stops. He closed out the season at Washington (12/29) by posting two special teams tackles and one reception for eight yards.

2001: Whalen spent the spring playing for the Scottish Claymores of NFL Europe, where he led the league with 66 catches for 691 yards (second-best in NFLE) and three touchdowns, garnering All-NFLE honors. He was also fourth in the league with 691 total yards from scrimmage. After the spring, Whalen returned to the Cowboys' active roster but was a game-day deactivation against Tampa Bay (9/9). He suffered a strained right Achilles in practice Sept. 12 and was placed on injured reserve Sept. 22.

2000: Whalen was drafted by the Tampa Bay Buccaneers in the fifth round (157th overall) of the NFL Draft but was released Aug. 27. He signed to the Cowboys practice squad Aug. 30, where he remained until being moved to the active roster Dec. 5. He saw special teams action against Washington (12/10) and the N.Y. Giants (12/17). He saw his first offensive playing time at Tennessee (12/25) but did not record a reception.

COLLEGE: Whalen earned All-America and All-SEC honors after leading all collegiate tight ends with 90 receptions, 1,019 receiving yards and 10 touchdowns as a senior. His 90 receptions established an NCAA record for tight ends and set a new school record at Kentucky. Whalen made the transition from wide receiver to tight end during spring drills prior to his junior year and finished the season with 23 catches for 239 yards and three touchdowns. As a sophomore transfer, Whalen saw action in 11 games, recording seven catches for 66 yards. He was named the UK Walk-on of the Year as chosen by the Louisville chapter of the National Football Foundation and Hall of Fame. He spent his freshman season at Shasta Junior College in Redding, Calif., as a wide receiver, catching 19 passes for 154 yards and a touchdown.

PERSONAL: James Patrick Whalen, Jr. was a four-year letterman and three-year starter at LaSalle High School in Portland, Ore. He was named all-state and Tri-Valley League Player of the Year after catching 68 passes for 1,502 yards and 18 touchdowns to help lead his team to the league championship as a senior. He was also named league player of the year as a senior third baseman/pitcher on the LaSalle baseball team while earning second-team all-state honors as a forward on the basketball team. In 2003, Whalen was very active in the community – during the offseason, he served as a football coach for the team's annual Let Us Play! Sports Camp for 150 underprivileged girls. He was the coach for the group of girls that eventually won the mock Super Bowl. Once the 2003 season began, Whalen served as a guest speaker for the Cowboys' annual NFL 201 Workshop for women and also spoke to the Richardson Berkner football team as part of the NFL High School Tuesday. Whalen participates in an annual golf tournament to raise funds to support the children at Happy Hill Farm Academy and Home, a residency campus for 100 abused and neglected children, where he also spends free time visiting with the children. He has participated in The Salvation Army's Angel Tree Program, providing holiday gifts for children of families in need, and was part of a Cowboys contingent that helped raise funds to support victims of the 2002 floods in San Antonio, Texas. A communications major, Whalen and his wife, Dannielle, were married on Feb. 21, 2004.

WHALEN'S COWBOYS TOTALS

Year	No.	Receiving Yds.	Avg.	Long	TD
2002.....	17	152	8.9	33	0

Additional Statistics

Special Teams Tackles: 2002 (10-5-15), 2003 (4-3-7).
Totals (14-8-22).
Forced Fumbles: 2002 (1)

Single Game Bests

Receptions – 5 @ St. Louis, 9/29/02
Receiving Yards – 38 @ St. Louis, 9/29/02
Long reception – 33 vs. N.Y. Giants, 10/6/02



Marcellus Wiley

Defensive End

6'4" ★ 275 ★ 11/30/74

Columbia

FA for '04

NFL: 8th Year ★ Cowboys: 1st Year



GAMES/STARTS (regular season, playoffs): 1997 (16/0-Buf.), 1998 (16/3, 1/1-Buf.), 1999 (16/1, 1/0-Buf.), 2000 (16/15-Buf.), 2001 (14/14-S.D.), 2002 (14/14-S.D.), 2003 (16/16-S.D.). Totals – 108/63, 2/1.

PRO: Despite boasting the top ranked defense in 2003, the Dallas Cowboys were not planning to rest on their laurels in 2004. Instead, the club went out and added a playmaker when they signed Marcellus Wiley as an unrestricted free agent on March 11. Wiley is a Pro Bowl, pass rushing defensive end that has averaged six sacks a season over his first seven years in the NFL. He erupted for 23.5 combined sacks during the 2000-01 seasons (13.0 in 2000 and 10.5 in 2001), helping him earn his first Pro Bowl selection following the 2001 season. This ability to get to the quarterback prompted the Dallas coaching staff to move Wiley from left defensive end – where he would typically face an opponent's best offensive lineman at left tackle – to right defensive end, hoping to create better match-ups for him. Teamed with defensive tackle La'Roi Glover and defensive end Greg Ellis, Wiley's presence will make it hard for teams to double team all three players and should create plenty of one-on-one opportunities for the trio. Wiley signed with Dallas after spending three seasons with the San Diego Chargers. He spent the first four years of his career with the Buffalo Bills.

2003: In his final season with the Chargers, Wiley tied for the lead among defensive linemen with 51 tackles while adding four pass deflections, three sacks, two forced fumbles and a fumble recovery. He opened the season at Kansas City (9/7) by totaling a tackle, a sack and a fumble recovery. He then posted a season-high six stops against Denver (9/14). He recorded another three tackles at Oakland (9/28) before registering four tackles, including one for a loss, and his first sack of the season at Jacksonville (10/5). The following week at Cleveland (10/19), he posted four stops and a tackle behind the line of scrimmage. He bounced back at Denver (11/16), tying his season-high with six tackles. The next week against Cincinnati (11/23), he again tied his season-high with six stops while adding a sack, a tackle for a loss and a forced fumble which the Chargers recovered and converted into a field goal. He posted two tackles each of the next two weeks – against Kansas City (11/30) and at Detroit (12/7) – before totaling three tackles against Green Bay (12/14). He closed the season against Oakland (12/28) with three tackles, two pass deflections, his third sack of the season and a forced fumble.

2002: Wiley was selected as a second-alternate to the AFC Pro Bowl squad and was named to Phil Simms' All-Ironman Team after posting 36 tackles, six sacks (second on team), five passes defended, an interception and a forced fumble. He kicked off the season by posting three tackles at Cincinnati (9/8). The following week against Houston (9/15), he tallied seven stops and a career-high tying two sacks. At Arizona (9/22), Wiley recorded two tackles, a sack and an interception he returned 40 yards to earn AFC Defensive Player of the Week honors – the first such honor of his career. He was the first Charger to win Defensive Player of the Week honors since Rodney Harrison in 1999. He followed that performance with a three tackle effort against New England (9/29). He tallied a single tackle at Denver (10/6) before having to leave the game with a groin and abdominal strain which kept him out of the next two games. He returned to the playing field against the N.Y. Jets (11/3) to record two tackles and a sack. He then posted two stops and a forced fumble at St. Louis (11/10). Wiley registered three tackles at Miami (11/24) before totaling two tackles and a sack against Denver (12/1). His sack against the Broncos helped thwart Denver's initial overtime drive. He added three stops at Buffalo (12/15), a tackle and a third-down sack at Kansas City (12/22) and four stops against Seattle (12/29) to close out the season.

2001: After signing with the San Diego Chargers as an unrestricted free agent, Wiley earned his first Pro Bowl selection and was named to the *Pro Football Weekly's* All-AFC team after posting career-highs in sacks (13) and forced fumbles (five) while adding 47 tackles and two pass deflections. His 13 sacks tied for fifth in the NFL, second in the AFC, and he posted at least one sack in 10 of the 14 games in which he played. He missed the first two weeks of the season after having screws placed in his left foot to repair a fractured fifth metatarsal. He tallied a season-high eight tackles and a sack at Cleveland (10/7), then posted five stops and a sack at New England (10/14). He tied his career-high with two sacks against Buffalo (10/28) while also forcing a fumble which San Diego recovered and converted into a field goal. He then recorded four stops and 1.5 sacks against Kansas City (11/4), one sack at Denver (11/11) and 1.5 sacks against Arizona (11/25). He then tied his career-high with two sacks – to go with five tackles – against Oakland (12/15). He closed out the season with six stops, a sack and a forced fumble against Seattle (12/30).

2000: Wiley closed out his final season in Buffalo with a career-best 104 tackles and a then career-best 10.5 sacks, becoming the fourth player in Bills history to record more than 10 sacks in a season (Bruce



Smith, Bryce Paup and Phil Hansen). He also added 23 quarterback pressures, three forced fumbles and a fumble recovery. Wiley became the first Buffalo player since Bruce Smith in 1996 to register multiple sacks in three consecutive games when he tallied two at Kansas City (11/19), two at Tampa Bay (11/26) and 1.5 against Miami (12/3). He also posted two sacks at San Diego (10/15). He racked up a career-high 17 tackles against New England (12/17).

1999: While seeing action in all 16 games as a reserve, Wiley recorded 43 tackles, 22 pressures, five sacks and his first career interception. He tallied three tackles against Philadelphia (9/26) before totaling five stops and a sack against Oakland (10/17). He collected a season-high seven tackles and two pressures at Seattle (10/24), then recorded sacks at Baltimore (10/31) and against New England (11/28). He made his biggest play of the season against the N.Y. Giants (12/12) when he picked off a deflected Kerry Collins pass and returned it 52 yards to set up a Bills fourth quarter touchdown. He finished the Giants game with three tackles and three pressures. He earned his only start of the season against Indianapolis (1/2/00) when he replaced the injured Hansen and totaled five tackles and three pressures. He made his second career postseason appearance at Tennessee (1/8/00).

1998: Wiley recorded 45 tackles, 27 quarterback pressures and four sacks while playing in all 16 contests, starting three. He started the season opener at San Diego (9/6) in place of the injured Bruce Smith and recorded a then career-high 10 tackles. He registered his first career sack against San Francisco (10/4) to go with two tackles, two pressures and a fumble recovery. He posted one sack each against New England (11/29) and against Cincinnati (12/6), where he also forced a fumble. He started in place of Hansen in the regular season finale at New Orleans (12/27) and registered 1.5 sacks. He made his post-season debut the following week at Miami (1/2/99), starting again for Hansen and responding with a post-season career-high 11 tackles, two pressures and a sack.

1997: After being selected by the Buffalo Bills in the second round (52nd overall) of the NFL Draft, Wiley saw action in all 16 games and posted 24 tackles and three pressures as a reserve defensive lineman. He saw his first extensive action at Detroit (10/5) in place of the injured Jim Jeffcoat and posted a tackle of Barry Sanders for a two-yard loss. He tallied a season-high five stops at New England (10/12) and again against New England (11/9). He added his first career forced fumble in the second Patriots game. He returned a short kickoff 12 yards at Miami (11/17), and he returned his first career fumble recovery 40 yards for a touchdown at Green Bay (12/20).

COLLEGE: Wiley turned down scholarship offers from several Pac-10 schools to attend Columbia University, where he helped turn a 2-8 team his freshman year into an 8-2 team his senior year. The 8-2 mark was the school's best record since 1945. He earned first team All-America and All-Ivy League honors as a senior after totaling 63 tackles, 6.5 sacks, three blocked field goals and an interception while picking up 118 yards and four scores on 32 carries as a short yardage back on offense. He sat out the 1995 season on a leave of absence to concentrate on his studies at West Los Angeles Junior College and work in a center for homeless and troubled youth. As a junior in 1994, he was a first team All-Ivy League selection after leading the team with five sacks while also carrying the ball 41 times for 197 yards and a team-high seven touchdowns. He was named *Sports Illustrated's* National Defensive Player of the Week after totaling six tackles, a sack, an interception and a fumble recovery that set up his game-winning four-yard touchdown run against Cornell. He saw action almost entirely on offense in 1993, scoring six rushing touchdowns and catching five passes for 81 yards. During his time at Columbia, he grew five inches and gained 75 pounds.

PERSONAL: Marcellus Vernon Wiley was an all-westside, all-conference and all-league selection as a strong safety at Saint Monica High School in Los Angeles, Calif., where he had his jersey retired in 2002. He was also a member of the St. Monica track team. Wiley was very active in the community during his time in Buffalo and San Diego. While with the Chargers, he created the Marcellus Wiley Youth Program to help needy young people learn the importance of education through reading and literacy. He adopted four San Diego area schools whose students benefited from the Youth Program. Wiley started a line of clothing called "WildStyle 75," with proceeds from sales benefiting the program. He was named the Chargers 2002 winner of the NFL's Walter Payton Man of the Year Award. He had a recording studio in his home in California, where one of his weekly projects was to mix a CD which was played at Qualcomm Stadium during warm-ups prior to each Chargers home game. Wiley, whose nickname is "Dat Dude," also spent time in San Diego and Los Angeles working as a deejay. He recently started his own production company, Dat Dude Entertainment. In June, 2003, he was invited to judge the Miss Universe Pageant in Panama. He graduated from Columbia with a degree in sociology. He has one daughter, Morocco Alise (2/24/98).

WILEY'S NFL TOTALS

Year	Solo	Tackles Ast.	Tot.	Sacks	Tk/ Loss	QB Press.	Pass Def.	For Fum.
1997 (Buf.)	21	3	24	0.0 (0)	-	-	0	1
1998 (Buf.)	22	23	45	4.0 (-37)	-	27	1	1
1999 (Buf.)	23	20	43	5.0 (-26)	-	22	4	0
2000 (Buf.)	61	43	104	10.5 (-92)	-	-	0	3
2001 (S.D.)	38	9	47	13.0 (-87)	-	-	2	5
2002 (S.D.)	31	5	36	6.0 (-30)	-	-	5	2
2003 (S.D.)	38	13	51	3.0 (-26)	-	-	4	2
Totals	235	115	350	41.0 (-298)	-	51	16	13
Playoffs								
1998 (Buf.)	8	3	11	1.0 (-7)	-	2	0	0
1999 (Buf.)	0	0	0	0.0 (0)	-	1	0	0
Totals	8	3	11	1.0 (-7)	-	3	0	0



WILEY'S NFL TOTALS (cont.)

Year	No.	Interceptions				TD
		Yds.	Avg.	Long		
1999 (Buf.)	1	52	52.0	52	0	
2002 (S.D.)	1	40	40.0	40	0	
Totals	2	92	46.0	52	0	

Single Game Bests
 Tackles – 17, vs. New England, 12/17/00
 Playoffs – 11 @ Miami, 1/2/99
 Sacks – 2.0 six times, last: vs. Houston, 9/15/02
 Long Interception Return – 52 vs. N.Y. Giants, 12/12/99
 Long Fumble Return – 40t @ Green Bay, 12/20/97

Opponents' Fumble Recoveries					
Year	No.	Yds.	Avg.	Long	TD
1997 (Buf.)	1	40	40.0	40t	1
1998 (Buf.)	1	15	15.0	15	0
2000 (Buf.)	1	0	0.0	0	0
2003 (S.D.)	1	0	0.0	0	0
Totals	4	55	13.8	40t	1



Randal Williams

Wide Receiver

6'3" ★ 220 ★ 5/21/78

New Hampshire

W(Jacksonville) for '01

NFL: 4th Year ★ Cowboys: 4th Year



GAMES/STARTS (regular season, playoffs): 2001 (7/0, 0/0), 2002 (11/0), 2003 (15/0, 1/0). Totals - 33/0, 1/0.

PRO: Searching for a big, possession receiver, the Cowboys claimed Randal Williams off waivers from Jacksonville midway through the 2001 season. Williams, who is a raw receiver with the speed and size to win a battle for the football, has not cracked Dallas's receivers rotation but has made a name for himself with his special teams play. He continued to shine on special teams last fall adding 10 tackles while recording the fastest score to start a game in NFL history, returning an onside kick attempt 37-yards for a touchdown in three seconds. Williams will be working to make a name for himself as a receiver as he battles for a spot on the Cowboys receiving depth chart.

2003: Williams saw most of his playing time on special teams, but was occasionally called on in four receiver sets. In the season opener against Atlanta (9/7), Williams recorded a special teams tackle. He notched another stop on special teams against Arizona (10/5). Against Philadelphia (10/7), he garnered NFL Special Teams Player of the Week honors after opening the game by returning the Eagles' onside kick attempt 37 yards for a touchdown with just three seconds coming off the clock, the fastest score to open a game since the NFL began using the scoreboard clock. He also recovered a fumbled punt by Dallas, preserving a possession for Dallas that led to a score, and had a key block on Zuriel Smith's kickoff return to set up the game-winning field goal. At New England (11/16), he saw time in four receiver sets, but did not record a catch. He did recover a Patriots loose ball after Ty Law fumbled on an interception return. Williams added a special teams tackle against Carolina (11/23) and led the team with a career-high four special teams tackles against Miami (11/27). At Philadelphia (12/7), he tackled on another special teams stop before seeing time at wide receiver at Washington (12/14). Against the N.Y. Giants (12/21), Williams led the team once again with two special teams tackles, helping limit the Giants to a 17.3-yard average on three kickoff returns and a 4.0 average on two punt returns.

2002: Seeing all his action with the special teams units, Williams finished sixth on the team with 11 special teams tackles. He opened the season at Houston (9/8) with a team-high three special teams tackles while helping limit the Texans to a 5.3 average on four punt returns. He posted one special teams stop and downed a punt at the four-yard line against Tennessee (9/15). At St. Louis (9/29), he tallied two special teams stops as Terrence Wilkins was limited to one yard on three punt returns with a fair catch. Williams suffered a sprained right ankle early against the N.Y. Giants (10/6) and was held without a special teams tackle for the first time in his career, snapping an 11-game streak. He returned against Carolina (10/13) to contribute a special teams tackle, then recorded another special teams stop at Detroit (11/3) in helping limit Az-Hakim to an 8.4-yard average on five punt returns. He suffered a concussion early in the Jacksonville (11/24) game, forcing him from the game and keeping him out of the Thanksgiving Day game against Washington (11/28). He was inactive for the final four games of the season.

2001: Williams signed with Jacksonville as a rookie free agent and finished the preseason with one catch for six yards. He made the Jaguars final roster, but was deactivated for each of Jacksonville's first six games. He was released Oct. 27 and claimed by Dallas Oct. 29. He was inactive at the N.Y. Giants (11/4) then active but did not play at Atlanta (11/11). He saw his first NFL action on special teams, recording one tackle against Philadelphia (11/18). Against Denver (11/22), he added another special teams tackle then recorded his third straight special teams stop at Washington (12/2). Williams saw action on the punt coverage team and registered a tackle working as a gunner against the N.Y. Giants (12/9). At Seattle



(12/16), he recorded another special teams tackle before being deactivated at Arizona (12/23). Against San Francisco (12/30), Williams tallied his sixth special teams tackle before closing the season at Detroit (1/6/02) with his seventh tackle in seven games.

COLLEGE: Williams saw action in seven games as a senior at New Hampshire, catching 10 passes for 258 yards (25.8 avg.) and four touchdowns. He also carried the ball 47 times for 163 yards and three touchdowns and returned eight punts for 146 yards (18.3). To compliment his football feats, Williams earned Academic All-Conference honors. As a junior, he caught 10 passes for 149 yards (14.9) and three touchdowns while seeing action in every game. He averaged 6.5 yards-per-carry on four rushes (26 yards) and also saw some playing time as a defensive end, where he recorded one tackle.


PERSONAL: Randal Ellison Williams attended Deerfield, Mass., Academy, where he played split end and defensive end on the football team while running the 100-meters, 200-meters and 4x100 relay for the track team. He tied the Deerfield Academy school record in the 100 and earned a silver medal in the 100 at the New England Prep School Championships. Williams, who was president of the Deerfield Black Student Coalition, graduated from New Hampshire with a double major in business and Spanish. His ability to speak Spanish was a huge benefit for the 2001 Dallas Cowboys Rookie Club, a program designed to introduce rookie team members to community service. The Rookie Club visited The Salvation Army Distribution Center during the holidays to assist with the Angel Tree Program for underprivileged families where Williams was an asset with his ability to communicate with the Hispanic families. In 2002, Williams served as the guest speaker for the Dallas Cowboys Community Quarterback Volunteer Award Program press conference, sharing his thoughts on the importance of volunteerism and how volunteers impacted his life growing up in a single-parent home. In 2003, he attended a special movie screening of "Radio" hosted by the Cowboys for 400 youth from area non-profit agencies and stayed after the show to sign autographs. Williams also joined a dozen teammates to serve an early Thanksgiving Day dinner for hundreds of men, women and children receiving assistance from The Salvation Army Carr P. Collins Social Service Center. Williams resides in Irving with his wife, Anabela, and their son, Elijah (7/29/03).

WILLIAMS' COWBOYS TOTALS

Year	Kickoff Returns				
	No.	Yds.	Avg.	Long	TD
2003	2	60	30.0	371	1

Special Teams Tackles
2001 (3-4-7), 2002 (9-2-11), 2003 (7-3-10). Totals - 19-9-28.

Year	Opponents' Fumble Recoveries				
	No.	Yds.	Avg.	Long	TD
2003	1	0	0.0	0	0



Roy Williams

Safety

6'0" ★ 235 ★ 8/14/80

Oklahoma

D-1 for '02 (8th overall)

NFL: 3rd Year ★ Cowboys: 3rd Year



GAMES/STARTS (regular season, playoffs): 2002 (16/16), 2003 (16/16, 1/1). Total - 32/32, 1/1.

PRO: Few players have come to the Dallas Cowboys with a higher level of hype and expectation than safety Roy Williams. Even fewer of those heralded newcomers have been able to exceed the advanced billing in the fashion that Williams has been able to do in his first two years in the league. The eighth overall selection in the 2002 NFL Draft, and a Dallas starter from his first day of training camp, Williams earned All-Rookie recognition while tying for the NFL interception lead among rookies with five and then followed that performance with All-Pro and Pro Bowl honors following his second campaign. It is rare for such a young player to create the type of impact that Williams has had on the Dallas defense - both as a ferocious run stopper and as a big playmaker in pass defense. Capable of making plays dropping back into coverage or rushing the passer, Williams and Rodney Harrison are the only two defensive backs in the NFL to record two-or-more sacks and interceptions in each of the last two seasons. As one of the bigger safeties in the league - and a very sure tackler - Williams also has a knack for being able to get all of his body mass into his tackles. Williams has a unique flair for making the big hit that stops opposing runners immediately - without yielding any additional ground. Williams aptly fits the prototypical description of the guy who is always around the ball. He is above the standard in size, speed, attitude and instinct, but his greatest asset may be his burning competitive nature. He also has natural leadership ability that has already been positively received in the early stages of an NFL career that is off to a blazing start.

2003: Williams built on his outstanding rookie season with an even better sophomore campaign. He was a major force on the NFL's top ranked defense, earning All-Pro honors from the Associated Press and *The Sporting News*. The starting free safety for the NFC squad in the Pro Bowl, Williams finished the year



fourth on the team with 86 tackles and was second on the team with six tackles for losses. He was one of just 10 defensive backs in the NFL with two-or-more sacks (2.0) and interceptions (two) this season. A true competitor and unselfish team-player, Williams' nine special teams tackles were the most by a Dallas starter. In the season opener against Atlanta (9/7), he recorded five tackles, forced a fumble that led to a sack and added a quarterback pressure. In pass coverage he helped limit the Falcons' wide receivers to six catches for 89 yards, including just two catches for 30 yards by Peerless Price. Williams led the team with six tackles in the overtime win at the N.Y. Giants (9/15). He recorded his biggest play of the day at the N.Y. Jets (9/28) when he forced a Curtis Martin fumble at the Cowboys' 11-yard line in the second quarter. The ball rolled into the end zone where it was recovered by Darren Woodson to end a potential Jets' scoring drive. On the ensuing possession, Dallas drove 80 yards in the final 1:42 of the half to take a 14-3 lead. Against Arizona (10/5), Williams recorded his first interception of the season with a fourth quarter pick to end the Cardinals final drive of the game. His biggest hit of the day came in the second quarter when he tackled Emmitt Smith for no gain on a second quarter run, ending Smith's day with a fractured left shoulder blade on the play. His play helped limit the Cardinals to 151 total yards, including just 32 rushing on 18 carries (1.8 avg.). In the Cowboys 23-21 win over Philadelphia (10/12), he recorded his first sack of the season with a takedown of Donovan McNabb. He broke up a pass to Todd Pinkston at the goal line to prevent a touchdown later in the game and also had a tackle for a loss on the Eagles final drive when he and Dexter Coakley wrapped up McNabb. Coakley forced a fumble on the play to preserve the Cowboys victory. His three tackles at Detroit (10/19), helped hold the Lions to 157 total yards, including 74 net yards passing. Williams then recorded five tackles at Tampa Bay (10/26) and helped limit the Bucs to 133 net passing yards. Against Washington (11/2), he tied for third on the team with five tackles and also recorded his second sack of the season. However, his biggest contribution on the day may have been the tone-setting hit he made on the kickoff coverage unit in the second quarter after Dallas had taken a 7-6 lead. The Dallas defense limited Buffalo (11/9) to 185 total yards, including just 58 on seven second half possessions, as Williams contributed seven tackles. His five tackles at New England (11/16) were part of the reason the Patriots were only able to rush for 65 yards on 25 carries (2.6 avg.). In the Cowboys 24-20 win over NFC Champion Carolina (11/23), he picked off his second pass of the season, returning the Jake Delhomme miscue 30 yards to the Panthers' 11 yard-line to set up a Dallas touchdown. He also recovered a fumble on the game's opening kickoff to set Dallas up for its first points. His play and that of the rest of the Dallas defense helped limit Stephen Davis, the NFL's third leading rusher entering the day at 108.4 yards-per-game, to 59 yards on 26 carries (2.3 avg.) and helped force Delhomme into a nine-of-24 passing day (37.5%). He was second on the team with a season-high 12 tackles against Miami (11/27). Williams tied for second on the team with seven tackles at Washington (12/14) as the Redskins were limited to 161 total yards, including just 55 in the air – the lowest total by an opponent since Nov. 11, 2001. The Washington wide receivers were held to four catches for 29 yards, including none by Laveranues Coles. The following week, the N.Y. Giants (12/21) were limited to 213 total yards as Williams recorded six tackles and led the team with two tackles for losses – one of which came on fourth down to end a Giants' drive. In the regular season finale at New Orleans (12/28), he helped limit Deuce McAllister to 49 yards on 21 attempts. Williams made his postseason debut at Carolina (1/3/04) and finished third on the team with eight tackles while also forcing a fumble.

2002: As a starter from day one, Williams not only provided a spark to the Dallas defense, but by mid-season he became a force that was earning league-wide recognition and respect. An All-Rookie selection, Williams tied with teammate Derek Ross (and Baltimore safety Ed Reed) to lead all NFL rookies in interceptions with a team-high five. Those five thefts were the most by a Dallas safety since Darren Woodson had five in 1996. Williams was also the leading scorer on defense – returning two of his interceptions for touchdowns. He closed the year second on the team with 127 tackles, a figure that was tops in the NFL among rookie defenders and the second most ever by a Dallas rookie (Dexter Coakley, 136 in 1997). He also tied for second on the team in tackles for lost yardage (seven for minus 13 yards) and tied for the team lead on defense in forced fumbles (three – ninth in the NFL) and fumble recoveries (two – fourth in the NFL) – he also added a forced fumble and fumble recovery on special teams – while finishing third on the squad in passes broken up with nine. Williams became the first Cowboys' rookie to start the season at safety since Ron Francis in 1987. In his first career start, at Houston (9/8), Williams responded with four tackles and a quarterback pressure. In the victory over Tennessee (9/15), he had five tackles and a quarterback pressure while helping limit the Titans to just one pass play of more than 18 yards. At Philadelphia (9/22), Williams had his first career double-figure tackle game with 11 stops while adding two tackles for lost yardage and a fumble recovery. He first displayed the kind of big impact that he could have on a game in the 13-10 win at St. Louis (9/29). Williams led Dallas in tackles with a career-high 13 stops against the Rams while also forcing a Marshall Faulk fumble and breaking up a Jamie Martin pass. His pressure of Kurt Warner resulted in a first quarter interception by Greg Ellis and knocked Warner from the game. In the loss to the N.Y. Giants (10/6), Williams registered five tackles and his first career sack – a five yard takedown of Kerry Collins. In the following week's victory over Carolina (10/13), he recorded six tackles before leaving in the third quarter with a left heel bruise. Still hobbled with the heel injury, he returned to action at Arizona (10/20) and finished fourth on the team with seven tackles while adding his second sack of the season and a season-high two passes defended. In the loss to Seattle (10/27), Williams was third on the team with nine tackles while helping limit Shaun Alexander to 2.5 yards-per-carry on 23 carries (58 yards). At Detroit (11/3), he had seven tackles and led the team with two tackles for losses. At Indianapolis (11/17), he collected 10 tackles while grabbing his first career interception when he picked off a Peyton Manning pass at the Cowboys' 10-yard line to stop a potential scoring drive. In the win over Jacksonville (11/24), Williams enjoyed one of his finest days as a professional, recording eight tackles, two pass deflections, a forced



fumble at the goal line that prevented a touchdown and a diving interception on the sideline that thwarted a bomb to Jimmy Smith, who he had covered step-for-step down the sideline. In the Thanksgiving Day win over Washington (11/28), Williams turned in the key play of the game with an interception return of five yards for a touchdown that cut the Dallas deficit to 20-17. The third quarter touchdown turned the game's momentum and sparked Dallas's fourth quarter rally. It was his third straight game with a pick, becoming the first Dallas player to accomplish that feat since James Washington in Weeks 4-6 of the 1994 season. Michael Downs in 1981 was the last rookie to accomplish the feat. In the loss to San Francisco (12/8), Williams led the team with a season-high tying 13 tackles. He also tied for the team lead with three special teams tackles, including a hit on Jimmy Williams on a kickoff return that forced a fumble that he recovered to set up a Dallas field goal. He wrapped up his outstanding rookie season with a dominating performance at Washington (12/29). He logged seven tackles and was in on two Redskins' turnovers. With 0:56 remaining in the first half and the Redskins driving, he picked off his fifth pass of the season, returning the Patrick Ramsey pass 85-yards for a touchdown to tie the score at 7-7. It was the eighth longest interception return in club history and the second best by a rookie. With the Redskins driving again in the third quarter, Tony Dixon forced Derrius Thompson to fumble at the Cowboys 11-yard line and Williams fell on the loose ball. At season's end, Williams was one of just 10 defensive backs in the NFL to record multiple sacks (2.0) and interceptions (five) in 2002.

COLLEGE: Considered by many to be the nation's top collegiate football player in 2001, Williams ended a brilliant college career with one year of eligibility remaining. Williams was a unanimous All-America and All-Big 12 selection at strong safety, while also claiming the 2001 Jim Thorpe Award that annually recognizes the nation's top defensive back. Williams was also named the Bronko Nagurski Award winner as the nation's top defender. Williams was also named Big 12 Defensive Player of the Year. In leading the Sooners to a 10-2 record and a victory in the Cotton Bowl, Williams set a school record with 27 pass deflections. He recorded a career-high 101 tackles with two sacks and 11 stops for losses. His 11 stops behind the line of scrimmage were one shy of his own school record for defensive backs (12 in 2000). He also intercepted five passes and recovered three fumbles. As a sophomore, Williams played a very visible role in the Sooners' perfect 12-0 season and march to the national championship. The title marked the first for Oklahoma since 1985, and the championship season was capped with a victory over Florida State in the Orange Bowl. Williams was named All-America and was an All-Big 12 pick. Williams started all 12 games at strong safety and finished the year third on the team with 93 tackles. His 12 stops for losses set a school record for defensive backs, and he had four sacks, two interceptions and nine deflected passes while recovering one fumble. In 1999, Williams played in every game, starting the final five, and recorded 75 tackles with a five-yard sack and six stops for losses of 21 yards. He also intercepted two passes and deflected 11 others while causing one fumble to earn *Sporting News* Freshman All-America honors. As a true freshman in 1998, he played in the first three games of the season before suffering a back injury that forced him out of action the remainder of the year. He received a medical hardship to regain a year of eligibility.

PERSONAL: Williams played quarterback, wide receiver and defensive back during his prep career at James Logan High School in Union City, Calif. He was the top-rated defensive back prospect in the western region by *PrepStar* after recording five interceptions and 56 tackles as a senior. He caught 13 passes for 301 yards and five touchdowns as a wide receiver while running for 162 yards and a touchdown on 38 carries. Williams was one of the main reasons that Logan had a four-year record of 38-10, two North Coast Section Class 4A championship appearances (1994 and 1997) and two semifinal appearances (1995 and 1996). He also lettered in track. After signing his first pro contract, Williams made a \$100,000 contribution towards a new strength training facility at the University of Oklahoma, as a part of the school's new indoor workout complex. The new area, which carries Williams's name, complements the main Robin Siegfried Complex at the Switzer Center. As a member of the Cowboys' 2002 Rookie Club - a program designed to introduce rookie team members to community service in the Dallas area - Williams participated in monthly charity visits to non-profit organizations serving children. He also participated as a guest speaker at the club's annual United Way Hometown Huddle event for 100 children involved with The Salvation Army. During the 2003 offseason, Williams served as a celebrity escort at the annual Children's Cancer Fund Fashion Show and Luncheon co-chaired by Troy Aikman and Roger Staubach and presented the Cowboys High School Coach of the Year Award to the Texas 5A State Champions Head Coach, Todd Dodge of Southlake Carroll High School. He also attended the JCPenney Afterschool Fund Gala benefiting the Boys & Girls Clubs, 4-H and Junior Achievement. Once the 2003 season rolled around, Williams stayed equally busy in the community by serving as the Cowboys' NFL United Way spokesperson on a national PSA campaign, supporting the United Way of Metropolitan Dallas and becoming a member of the African American Leadership Society. In between weekly game preparation, he volunteered to play Bingo with several teammates and 100 senior citizens at The Brady Center as part of the Cowboys annual United Way Hometown Huddle event. He also led the march as several players volunteered to serve an early Thanksgiving Day dinner to the men, women and children receiving assistance at The Salvation Army. During the holidays, he enjoyed adopting several Salvation Army "Angels" from their Angel Tree program and personally shopping for the needs and wishes of each child. In 2004, the United Way of Metropolitan Dallas honored Williams with the Special Recognition Award for his commitment and leadership in the Dallas community. The Roy Williams Safety Net Foundation exists to enhance the quality of life for single mothers. His foundation is designed to identify and provide the necessary assistance, resources and support to single mothers who are raising children in the Dallas and Oklahoma City communities. Williams majored in sociology at Oklahoma. His aunt, Veceplia Towery, was the winner of the popular CBS television series *Survivor: Marquesas* in the Spring of 2002.



ROY WILLIAMS

WILLIAMS' COWBOYS TOTALS

Year	Solo	Tackles Ast.	Tot.	Sacks	Tkl/ Loss	QB Press.	Passes Def.	For. Fum.	Special Teams Solo	Ast.	Tot.
2002	88	39	127	2.0 (-9)	7(-13)	8	9	4	4	3	7
2003	58	28	86	2.0 (-17)	6(-20)	5	8	2	5	4	9
Totals	146	67	213	4.0 (-26)	13(-33)	13	17	6	9	7	16

Postseason

2003	5	3	8	0.0 (0)	0(0)	0	0	1	0	0	0
------	---	---	---	---------	------	---	---	---	---	---	---

Year	No.	Interceptions Yds.	Avg.	Long	TD	Year	No.	Opponents' Fumbles Yds.	Recovered Avg.	Long	TD
2002	5	90	18.0	85	2	2002	3	0	0.0	0	0
2003	2	69	34.5	39	0	2003	1	0	0.0	0	0
Totals	7	159	22.7	85	2	Totals	4	0	0.0	0	0

Single-Game Bests

Tackles - 13 @ St. Louis, 9/29/02 and vs. San Francisco, 12/8/02

PLAYERS



Jason Witten

Tight End

6'5" ★ 257 ★ 5/6/82

Tennessee

D-3 for '03 (69th overall)

NFL: 2nd Year ★ Cowboys: 2nd Year



GAMES/STARTS (regular season, playoffs): 2003 (15/7, 1/1).

PRO: One of the many offensive bright spots for the Cowboys in 2003 was the emergence of rookie tight end Jason Witten. In what amounted to just his third year of high level play at the position - he started his college career as a defensive end - Witten stood out as a star of the future, tying for fourth in the NFL among all rookies with 35 receptions - first among rookie tight ends. Regarded by many as one of the best pass catching tight ends in college football, Witten's love of contact as a former high school linebacker shows up in his desire to search out defenders and deliver key blocks for the ground game. Witten's size allows him to escape jams at the line and fight for the ball over the middle, while his speed and quickness allows him to outrun linebackers after the catch. In three years of college, he went from being a defensive end prospect to a third round NFL Draft choice (69th overall) as one of college football's top all-around tight ends. In two years, he moved from novice tight end to the primary target in the Volunteers' passing game, finishing his career third among tight ends on the school's career reception list with 68 and fourth on the receiving yards list with 797. At 21 years of age, Witten was the youngest player on the Cowboys' roster in 2003, having bypassed his final year of eligibility to test his wares in the pros.

2003: Witten emerged as an outstanding all-around tight end in his first season in the pro ranks, tying for 18th in the NFL among tight ends with 35 receptions. Witten tied for fourth in the NFL among all rookies with 35 receptions and was tops among rookie tight ends. Of his 35 catches, 18 went for a first down, including nine that converted third downs. Witten earned his first NFL start in his NFL debut when the Cowboys opened the season against Atlanta (9/7) with two tight ends. He went on to record his first catch with a 13-yard grab for a first down in the fourth quarter. He caught two passes for 25 yards in the overtime win at the N.Y. Giants (9/15), and then his blocking was a key part of a Dallas ground game that rushed for 202 yards on 41 carries (4.9 avg.) at the N.Y. Jets (9/28). Against Arizona (10/5), Witten recorded a team-high tying four receptions for 41 yards before suffering a fractured jaw in the fourth quarter. The injury forced him to have three plates inserted into the area during surgery on Oct. 6. He was inactive with the jaw fracture against Philadelphia (10/12), but returned to action at Detroit (10/19). Witten had three receptions for 24 yards, including two catches on third down to convert first downs, against Buffalo (11/9). In the Cowboys 24-20 win over eventual NFC Champion Carolina (11/23), Witten tied for the team lead with six receptions for 49 yards. Three of his catches picked up a first down, including two to convert third downs in the second half. He also had a critical 13-yard grab on third-and-eight with 1:47 remaining in the game to seal the win. On Thanksgiving Day against Miami (11/27), Witten recorded career-highs with eight receptions for 58 yards. It was the best reception total by a Dallas tight end since Eric Bjornson caught eight passes at San Francisco on Nov. 10, 1996. It also tied for the second-most receptions in a game by a Dallas receiver in 2003. The following week, he was second on the team with three receptions for 35 yards at Philadelphia (12/7). He did not record a catch at Washington (12/14) but helped provide some of the blocking that sprang Troy Hambrick for 189 rushing yards, the third best rushing day in club history. His one catch against the N.Y. Giants (12/21) was a career-long 36-yard scoring grab that gave Dallas a 10-3 lead on the way to a 19-3 playoff clinching win. It was his first career touchdown catch and the longest



scoring catch by a Dallas tight end since Doug Cosbie had a 61-yard scoring grab at the N.Y. Giants on Oct. 30, 1983. In the season finale at New Orleans (12/28), he was second on the team with five catches for 45 yards. Two of his catches came on third down and gave Dallas a first down. He also added his first career special teams tackle in the game. Making his postseason debut at Carolina (1/3/04) in the wild card playoff game, Witten tied for second on the team with four receptions for 30 yards.

COLLEGE: Witten left Tennessee after his junior season, but still finished his career third among tight ends on the school's career reception list with 68 and fourth on the receiving yards list with 797. He closed out his collegiate career by establishing school records for receptions (39) and receiving yards (493) in a season by a tight end while adding five touchdowns in 2002. He was a consensus All-Southeastern Conference pick as well as an Academic All-SEC honoree as he led the conference's tight ends in receptions and receiving yards. Witten played in every game as a sophomore, starting three, and finished third on the team with 28 receptions for 293 yards (10.5 avg.) and a pair of touchdowns. Because of a personnel shortage, Witten was moved from defensive end and given a crash course at tight end as a freshman and installed in the lineup behind John Finlayson. He went on to see action in 11 games, starting twice.

PERSONAL: Christopher Jason Witten attended Elizabethton, Tenn., High School and was a consensus All-America selection at linebacker and the *USA Today* Player of the Year for Tennessee as a senior. The East Tennessee Player of the Year, Region Defensive Player of the Year and runner-up for the Mr. Football award, Witten racked up 163 tackles, nine sacks, 27 tackles for loss, eight passes defended, two interceptions, two blocked kicks, five forced fumbles and three fumble recoveries. He also played tight end, catching 26 passes for 345 yards and 14 touchdowns. A four-year starter at linebacker and tight end, Witten led his team to the state semifinals three times and earned all-state honors his junior and senior years. He holds the school record for career tackles with 450. During the winter, he averaged 15 points and 12 rebounds-per-game for the basketball team. As a member of the Cowboys' 2003 Rookie Club – a program designed to introduce rookie team members to community service in the Dallas area – Witten participated in charity visits to various non-profit organizations serving children and adults. Visits included work with the ChildCareGroup, The Salvation Army, Children's Medical Center Dallas and Kid's Café at The Voice of Hope Ministries. During the 2004 offseason, Witten donned a tuxedo as he served as a celebrity escort in the Children's Cancer Fund Fashion Show and Luncheon, an event annually co-chaired by former Cowboys quarterbacks Troy Aikman and Roger Staubach. Witten was an Arts and Sciences major at Tennessee. His wife, Michelle, is an emergency room nurse at Parkland Hospital in Dallas.

WITTEN'S COWBOYS TOTALS

Year	No.	Receiving Yards	Avg.	Long	TD
2003	35	347	9.9	36t	1
Postseason					
2003	4	30	7.5	12	0

Single Game Bests
 Receptions – 8 vs. Miami, 11/27/03
 Receiving yards – 58 vs. Miami, 11/27/03
 Long reception – 36t vs. N.Y. Giants, 12/21/03

Additional Statistics
 Special Teams Tackles: 2003 (1-0-1)



Darren Woodson

Safety

6'1" ★ 219 ★ 4/25/69

Arizona State

D-2b for '92 (37th overall)

NFL: 12th Year ★ Cowboys: 12th Year



GAMES/STARTS (regular season, playoffs): 1992 (16/2, 3/0), 1993 (16/15, 3/3), 1994 (16/16, 2/2), 1995 (16/16, 3/3), 1996 (16/16, 2/2), 1997 (14/14), 1998 (16/15, 1/1), 1999 (15/15, 1/1), 2000 (11/11), 2001 (16/16), 2002 (10/10), 2003 (16/16, 1/1). Total – 178/160, 16/13.

PRO: As the Cowboys all-time leading tackler (1,350 career stops) and the only member of the team's current roster to own three Cowboys' Super Bowl rings, Darren Woodson's elite position in the club's history is secure. Through 12 NFL seasons, Woodson has clearly and consistently established himself as one of the NFL's premier strong safeties. Woodson's dependability, athleticism, aggressiveness and ability to produce in the big game have put him in the elite level of performers in the NFL. In addition, his versatility at playing both the run and pass at an extremely productive level have separated Woodson from the rest of the field at the strong safety position. He has been selected to five Pro Bowls, been named first team All-Pro four times and played in three Super Bowls. A converted college linebacker, Woodson is the complete NFL package at safety. He combines size (6-1, 219) and speed (4.4 in the 40-yard dash) with great football instincts and hitting ability. He has recorded at least 100 tackles in nine of his 12 seasons. Woodson is one of just four active safeties in the NFL with at least 20 interceptions and 10 sacks, joining Brian Dawkins, Rodney Harrison and Rod Woodson. He has started 174 of the club's last 190 games, including



playoffs, and he has played in 194 of a possible 208 career games. Woodson has 49 double-figure tackle games in his career, and in 2002, he became the leading tackler in Dallas Cowboys history by passing Lee Roy Jordan (1,236). With 23 career interceptions, Woodson is 10th on the club's all-time list and is one interception shy of No. 9 Chuck Howley. Woodson has finished first or second on the team in tackles five times in his 11 year career (1993-96, 1998). He also went over the 100-tackle mark in four consecutive seasons (1993-96), becoming the first Dallas player to accomplish that feat since Michael Downs (1983-86). In 1995, he became the first Dallas defensive back to lead the team in tackles (144) since Bill Bates in 1988. He duplicated that feat in 1998. In 1993, he established a Dallas single-season record for tackles by a defensive back (155). In the Cowboys base defensive alignment, Woodson lines up at safety, but he has also shown great production when lining up at outside linebacker in certain nickel pass defenses — often covering a slot receiver. His versatility and aggressive attitude makes him a very valuable special teams performer, posting a combined total of 79 special teams tackles in the past six seasons. Woodson's next selection as an All-Pro will enable him to earn that honor more times (five) than any other Dallas safety. He is currently tied with Mel Renfro (1965, 1967, 1969 and 1971) and Cliff Harris (1975-1978), who were each named All-Pro four times during their Dallas careers. Renfro earned a fifth All-Pro selection as a cornerback in 1973. Woodson is one of the team's hardest workers, and his character and leadership ability make him a very valuable asset within the framework of the team. That stature was visible when his teammates elected him defensive captain in 2003.

2003: Woodson was elected co-captain of the team by his teammates just prior to the start of the season, and he enjoyed one of the most productive years of his career. He led the team with 15 passes defended, had one interception and was third on the squad with 99 tackles. His leadership ability and heads-up play helped the Dallas defense finish the year ranked first in the NFL by giving up the fewest number of yards (253.5 per game) in the league. He also spearheaded a Dallas secondary that was the top rated pass defense in the NFL — allowing a league best 164.4 yards-per-game. With each tackle recorded, Woodson continued to add to his Dallas Cowboys record. His career total now stands at 1,350. Woodson returned to his high level of performance in the opener against Atlanta (9/7), leading the Cowboys with 10 stops. He also deflected a pass and picked up his 23rd career interception. That first quarter theft moved Woodson into sole possession of 10th place on the Cowboys all-time interception list. In the win at the Jets (9/28), Woodson had four tackles and a fumble recovery in the end zone of a ball that was knocked out of Curtis Martin's arm by Roy Williams. Dallas took advantage of the fumble recovery and drove 80 yards in the final 1:42 of the first half for a touchdown and a 14-3 halftime lead. Against Arizona (10/5), Woodson had six tackles and knocked down two passes while also recording a tackle behind the line. He helped limit the Cardinals to 151 total yards, including just 32 rushing yards on 18 carries (1.8 avg.). In the win over Philadelphia (10/12), Woodson had three tackles and knocked down a pass. Donovan McNabb completed just 11-of-26 passes and the Eagles were limited to 115 net passing yards. He had six tackles to lead all Dallas defensive backs in the win at Detroit (10/19). He had his second double-digit tackle day of the year at Tampa Bay (10/26) with 11 stops. Against Washington (11/2), Woodson had an outstanding all-around day, tying for third on the team with five tackles, breaking up two passes and adding two quarterback pressures and his first sack of the season. His effort helped limit the Redskins to 213 total yards, including just 124 net passing yards. In the win over Buffalo (11/9), Woodson tied for the team lead in tackles with eight — including one for lost yardage. He moved past the 1,300-tackle mark for his career as the defense limited the Bills to 185 total yards, including just 58 on seven second half possessions. At New England (11/16), Woodson knocked down a season-high three passes (tying his single game career best for pass deflections) to go along with his six tackles. In the win over Carolina (11/23), Woodson had six tackles and knocked down a Panther pass attempt, while helping limit Stephen Davis, the NFL's third leading rusher entering the day, to 59 yards on 26 carries (2.3 avg.). He also helped force Jake Delhomme into a nine-of-24 passing day (37.5 completion percentage) and 169 net passing yards. In the win at Washington (12/14), Woodson had six tackles, a fumble recovery and a deflected pass that led to an interception. In the playoff clinching win over the N.Y. Giants (12/21), Woodson broke up a career-high tying three passes to go along with five tackles and a sack. The Giants were limited to 213 total yards, including just 54 on the ground. In the loss at New Orleans (12/28), Woodson was third on the team in tackles (seven) while helping limit Deuce McAllister to 49 yards on 21 attempts (2.3 avg.). He recorded five stops, including one behind the line, in the wild card playoff loss at Carolina (1/3/04).

2002: Prior to being lost for the season with an abdominal muscle injury in Week 10, Woodson was enjoying a solid season. At the time of his injury, he had totaled 73 stops and was fourth on the team in tackles behind the line of scrimmage with four. In the home-opening win over Tennessee (9/15), he tied for the team lead in tackles with nine, while his pass rushing skills sparked the biggest play of the game. Woodson deflected a Steve McNair pass attempt in the third quarter that Dexter Coakley picked off and raced 52 yards for a score to give Dallas a 14-10 lead that it would never relinquish. At Philadelphia (9/22), Woodson turned in his first double digit tackle outing of the season with 10 stops, including two for lost yardage. In the win at St. Louis (9/29), Woodson had eight tackles, one pass deflection and an interception that thwarted a second quarter Rams pass that was headed for the end zone. The interception was the 22nd of his career and moved Woodson into a tie for 10th place on the Cowboys all-time interception chart. In the loss to the N.Y. Giants (10/6), Woodson had eight tackles before a fourth quarter ankle injury forced him to miss the last few series of the game. Woodson played with the injured foot in the win over Carolina (10/13) and collected nine tackles. Still playing on the injured foot, Woodson totaled eight stops and three pressures at Arizona (10/20), moving him within one stop of the club's all-time tackle record. Against Seattle (10/27), Woodson passed Lee Roy Jordan (1,236) and became the Cowboys all-time leading tackler after compiling 11 stops. Woodson posted one tackle at Indianapolis (11/17) before missing the



final two and a half quarters of the game with a strained abdominal muscle. He injured the muscle covering Marvin Harrison on a deep route early in the second quarter. He was placed on injured reserve Nov. 26 after undergoing surgery to repair his abdominal strain Nov. 22. Prior to the start of the 2002 season, Woodson was selected as co-captain on defense along with Dexter Coakley.

2001: Woodson was clearly the most valuable player on the Dallas defense. He led the team with three interceptions, marking the first time in his career he has led the Cowboys defense outright in that department (he tied for the team lead in 1994 and 1996). He also tied for the team lead in tackles for lost yardage with nine, while his 131 total stops were good for third on the club, trailing Dat Nguyen (172) and Dexter Coakley (134). In an ongoing display of unselfishness, Woodson also racked up 11 special teams tackles, marking the seventh time in his 10-year career that he has reached double figures in special teams tackles. In the opener against Tampa Bay (9/9), Woodson was second on the team with a season-high 13 tackles and helped limit the Bucs wide receivers to 9.7 yards-per-reception, including just one completion over 20 yards. He also recorded his 19th career interception with a second-quarter pick off Brad Johnson while covering Keyshawn Johnson. On the run side, he added two tackles for a loss while helping hold the Bucs to 2.2 yards-per-carry. In the loss to San Diego (9/23), he tied for second on the team with eight tackles. At Oakland (10/7), Woodson was second on the team with 10 tackles while helping limit the Raiders to 101 rushing yards on 34 carries (3.0 yards-per-carry). At the N.Y. Giants (11/4), Woodson's six tackles moved him past Randy White (1,104 career tackles) and into second place on the club's all-time tackle list with 1,106. He also forced two fumbles in the Giants game, including one on kickoff coverage that set Dallas up at the Giants' 27-yard line. At Atlanta (11/11), he recovered a Michael Vick fumble at midfield to set Dallas up for its only touchdown drive of the game. He also had a tackle for a loss as the Falcons were limited to 201 total yards, including just 46 net passing yards, the lowest passing total by an opponent since the N.Y. Giants were held to 42 yards on Sept. 8, 1996. In the loss to Philadelphia (11/18), Woodson recorded the 20th interception of his career and tied his season high with 13 tackles. In the Thanksgiving Day loss to Denver (11/22), he was second on the team with 10 tackles. Woodson's effort helped limit Denver to 160 net passing yards. In Dallas's big road win at Washington (12/2), he tied for the team lead with eight tackles while adding two quarterback pressures. He spearheaded a defensive unit that limited Stephen Davis to 53 yards on 17 carries (3.1 avg.) and the Redskins passing game to 196 net yards. In the following week's win over the Giants (12/9), Woodson recorded his 21st career interception with a game-icing pick of Kerry Collins in the fourth quarter. At Seattle (12/16), he was second on the team with 12 tackles despite suffering a right knee contusion in the second quarter. He also broke up a pass and helped limit the Seahawks to 139 net passing yards on the day. In the Cowboys' surprise victory over playoff-bound San Francisco (12/30), Woodson was second on the team with nine tackles. The 49ers were limited to 229 net passing yards, including just 149 through three quarters. On the ground, the NFL's second ranked running game (146 yards-per-game) was limited to 56 yards.

2000: Woodson was enjoying another stellar campaign at strong safety, leading the team in tackles with 123 stops before a fractured forearm at Baltimore (11/19) brought a premature end to his season. Although he missed the final five games of the year and was placed on injured reserve Dec. 14, he still finished the year as the team's third leading tackler and was fourth in special teams tackles with 11. In the season opener against Philadelphia (9/3), Woodson tied for the team lead with 13 tackles. The following week at Arizona (9/10), he finished with nine tackles, a tackle for a loss and a pass defended while helping limit the Cardinals to 3.0 yards-per-rushing attempt. At Washington (9/18), he led the team with 13 tackles and assisted in shutting down the Redskins big-play passing attack by limiting their four wide receivers to 12 catches for 97 yards (8.1 yards-per-catch) with a long of 14 yards. In the loss to San Francisco (9/24), he recorded a team-high 15 tackles, his best performance since recording 17 stops against Atlanta on Oct. 20, 1996. In the overtime win at Carolina (10/1), he led the secondary with 10 tackles while adding a tackle for a loss, forcing a fumble and breaking up two passes – including a key fourth-down pass from Steve Beuerlein that ended a Panthers potential scoring drive in the fourth quarter. At the N.Y. Giants (10/15), he recorded eight tackles and helped limit the Giants to 108 passing yards. In the Cowboys 48-7 win over Arizona (10/22), Woodson led the team with nine tackles and recorded his first interception of 2000 with a third quarter pick of Jake Plummer to set up a Dallas touchdown. In addition, Woodson led Dallas with four special teams tackles, tying his single-game career-high. Against Jacksonville (10/29), he recorded his 1,000th career tackle, becoming just the fourth player in club history to reach the 1,000-tackle mark, joining Lee Roy Jordan, Randy White and Ed Jones. He finished that game with 13 stops – second best on the team. The following week at Philadelphia (11/5), Woodson led the team with 16 tackles, the highest single-game tackle total by a Cowboys defender in 2000. He also recorded his second interception of the season with a second quarter pick of McNabb and helped limit the Eagles running backs to 77 yards on 25 carries (3.1 avg.) and their wide receivers to four receptions for 49 yards. In the win over Cincinnati (11/12), Woodson posted eight tackles as the Bengals were limited to 195 total yards and just 56 net passing yards. In that game, he also moved past Ed Jones (1,032 career tackles) into third place on the club's all-time tackle list. Woodson's season came to an abrupt end at Baltimore (11/19) when he suffered a fractured forearm in the second quarter. He returned to action in the second half and registered nine tackles, but the injury eventually forced him to miss the remaining five games of the year.

1999: Although not receiving public accolades, Woodson still performed at a level Cowboys coaches, players and fans have come to expect. Despite missing the game at Philadelphia (10/10) with a sprained left ankle, he finished third on the team with 128 tackles while recording a then career-high seven quarterback pressures, eight passes defended, three tackles behind the line of scrimmage, two interceptions and a sack. While registering five double-digit tackle games during the season, he also finished fourth on the team with 13 special teams stops. Woodson opened the season tying for the team lead with nine tackles



at Washington (9/12) while also tying for the team lead with three special teams tackles despite suffering a bruised biceps midway through the game. Against Atlanta (9/20), he tied for the team lead with 11 tackles while leading the team with a career-high four quarterback pressures and adding his only sack of the season. He posted six tackles, a tackle for a loss and a pass defended against Arizona (10/3) before missing the game at Philadelphia (10/10) after suffering a sprained left ankle in practice the Thursday before the game. He returned to the starting lineup at the N.Y. Giants (10/18) and registered nine stops. He led the team with 12 tackles and forced a fumble at Indianapolis (10/31) before tying for the team lead with eight tackles at Minnesota (11/8). Against Green Bay (11/14), Woodson tied for the team lead with 11 tackles to help limit the Packers to 40 rushing yards. On Thanksgiving Day, he registered 10 tackles to help shut out Miami (11/25). At New England (12/5), he posted seven tackles and recorded his first interception of the season when he picked off Drew Bledsoe in the end zone to end a Patriots second quarter scoring threat. Woodson also recorded the 100th special teams tackle of his career against the Pats. He recorded a season-high 13 stops against the N.Y. Jets (12/19). He tied his career-high with three passes defended, including his second interception of the year, at New Orleans (12/24) while tallying six tackles in helping hold Ricky Williams to 61 yards on 23 carries (2.7 avg.). He finished with seven tackles in the season finale against the N.Y. Giants (1/2/00). In Dallas's NFC Wild Card Playoff Game at Minnesota (1/9/00), Woodson recorded a postseason career-high 13 tackles while adding a tackle for a loss and a pass defended.

1998: Back to full health, Woodson regained his spot at the top of the Dallas tackle chart, leading the team with 136 stops – the third best performance of his career. His three sacks tied his career-high, and he posted six double figure tackle games. He was also second on the team with 11 passes defended, the second best total of his career. This high productivity level earned him All-Pro selection by *The Sporting News*. It was the fourth time in his career he has been named All-Pro, tying Mel Renfro and Cliff Harris as the most decorated safeties in club history. Following the season, Woodson made his fifth consecutive trip to Hawaii as a member of the NFC Pro Bowl squad. The honor that may have meant the most to Woodson was the Ed Block Courage Award, an honor voted on by his Dallas teammates and given to the player who has overcome injuries to return to the field. He opened the season against Arizona (9/6) by finishing with five tackles and helping limit the Cardinals to 205 total yards. He was second on the team with nine tackles at Denver (9/13) before leading the squad with a season-high 12 tackles at the N.Y. Giants (9/21). In the Giants game, the Dallas defense limited New York to 56 rushing yards. Woodson came right back the next week against Oakland (9/27) and tied his season-high with another 12-tackle performance. He again led the team with 11 stops at Washington (10/4) while helping limit the Redskins to 164 yards on 13-of-29 passing (44.8%). His eight-tackle game at Chicago (10/18) helped limit the Bears to 79 rushing yards on 31 carries. Woodson logged his only interception of the season at Philadelphia (11/2) while deflecting two other passes to help limit the Eagles to 104 passing yards, including six interceptions for 38 yards from their wide receivers (6.8 avg.). Against the N.Y. Giants (11/8), Woodson recorded the first multi-sack game of his career while leading the team with 11 tackles and three special teams tackles. He again led the team in tackles with 11 at Arizona (11/15) and nine against Seattle (11/22). He also added his third sack of the season against Seattle – which forced a Warren Moon fumble that led to the first Dallas touchdown of the day. For the fourth straight game, Woodson was at the top of the tackle chart, tying for the team lead with eight stops against Minnesota (11/26) while adding a team-high two tackles for a loss. He was second on the team with 10 tackles at New Orleans (12/6), posting his sixth double digit tackle game of the season. His three passes defended at Kansas City (12/13) led the team and tied his single-game career-best. He also totaled eight tackles on the day. In the Wild Card Playoff Game against Arizona (1/2/99), he led the team with three passes defended, including a fourth quarter interception that stopped a Cardinals drive at the Dallas 16-yard line.

1997: Although Woodson's season was affected by injuries, causing him to miss two regular season starts for the first time since becoming a full-time starter in 1993, he was still recognized as the game's best strong safety, earning his fourth consecutive spot on the NFC Pro Bowl squad. From Week Two of 1993 through Week Seven of 1997, Woodson had started 80 straight games (including playoffs), but that streak came to an end when he was forced to miss the game at Philadelphia (10/26) with a hyperextended right knee. It was the first time he had not suited up for a game in his career (100 consecutive games). He also missed the Thanksgiving Day game against Tennessee with a sprained right shoulder. Woodson's ability to play through injuries earned him the Dallas Cowboys Unsung Hero Award from the NFL Players Association. Despite the two missed games, he still finished the year fifth on the team with 97 tackles, while also leading the team with three forced fumbles. He tied for the team lead in fumble recoveries with two. At Arizona (9/7), he had a career-high two forced fumbles and logged seven tackles. His second quarter sack and forced fumble came on a blitz of Cardinals QB Kent Graham, and the fumble was returned four yards for a touchdown by Chad Hennings. The next week against Philadelphia (9/15), he led the team with 11 tackles as the Dallas defense limited the Eagles to 5.8 yards-per-pass play. Two weeks later, Woodson recorded his first interception of the season to set up a Dallas field goal against Chicago (9/28) while adding six tackles. At Washington (10/13), Woodson tied for fourth on the team with eight tackles despite suffering a hyperextended right knee in practice the Thursday before the game. He also forced a Redskins fumble that Dexter Coakley returned 16 yards for a touchdown. In the victory over Jacksonville (10/19), he registered four tackles before re-aggravating his hyperextended right knee early in the third quarter and leaving the game. After sitting out the Eagles game (10/26) the next week, Woodson returned to the starting lineup at San Francisco (11/2) and was second on the team with a season-high tying 11 tackles. He also led the team with two special teams tackles and recovered a fumble at the Cowboys 17-yard line to end a 49ers threat late in the first half. At Green Bay (11/23), he logged five tackles despite suffering a strained right shoulder in the second quarter. He returned to the game midway through the fourth quarter,



but the shoulder injury kept him out of the Thanksgiving Day game with Tennessee (11/27) four days later. At the conclusion of the season, Woodson underwent an exploratory arthroscopic debridement of his right shoulder by Dr. James Andrews on Jan. 14, 1998 in Birmingham, Ala.

1996: Woodson capped another stellar season with his second consecutive All-Pro selection and his third straight Pro Bowl appearance. For the second time in his career, he tied for the team lead in interceptions (five, with Kevin Smith), matching the career-high number of interceptions he collected in 1994. He was also second on the team in tackles with 118 stops, topping the 100-tackle mark for the fourth consecutive season to become the first Dallas player to accomplish that feat since Michael Downs (1983-1986). He finished the year second on the team in special teams tackles (18) and passes defended (10). Woodson also compiled a career-high three sacks – marking the most sacks by a Dallas defensive back since Kenny Gant had three in 1992. In the season opener at Chicago (9/2), Woodson tied for the team lead among defensive backs with eight tackles, while also recovering a fumble to set up Dallas's first field goal. In the loss at Buffalo (9/22), Woodson picked up his first interception of the year while helping limit the Bills to just 89 passing yards. The next week at Philadelphia (9/30), he led the team with 11 tackles while recording his first sack of the year. In the Cowboys win over Atlanta (10/20), Woodson led the team with a season-high 17 tackles. Woodson was the team leader in tackles with eight stops at San Francisco (11/10) while registering a sack and intercepting a third quarter pass to set up a Dallas field goal. In the Monday night victory over Green Bay (11/18), Woodson intercepted Brett Favre's two-point conversion pass attempt in the fourth quarter. Woodson recorded his third interception of the year with a fourth quarter theft at Arizona (12/8) to set up a Dallas field goal. The following week, he picked off two Drew Bledsoe passes against New England (12/15), marking the second time in his career he has had a multiple interception game (vs. Arizona, 10/9/94). In the win over the Patriots, he also led the team with nine tackles and forced a Curtis Martin fumble on third-and-one from the Dallas 16-yard line to stop a second quarter scoring drive. Later in the third quarter, he returned a pick 21 yards to the Patriots four-yard line to set up a Dallas field goal. His fourth quarter interception ended the Patriots chances with 2:22 remaining. In the playoff loss at Carolina (1/5/97), Woodson picked up his second career postseason interception on the Panther's opening drive of the game to set up a Dallas field goal.

1995: Darren Woodson's fourth NFL season was somewhat of a "dream season," as he closed the year in his hometown of Phoenix, AZ, playing in Super Bowl XXX in the same Sun Devil Stadium where he starred at Arizona State. Along the way to the Super Bowl, Woodson was a consensus All-Pro selection for the second consecutive year, and he earned his second straight starting berth in the Pro Bowl. In doing so, Woodson became the first Dallas defensive back to earn consecutive All-Pro honors since Everson Walls (1982-83) and the first Dallas safety to make back-to-back Pro Bowl trips since Cliff Harris (1978-79). Woodson led the Cowboys with 144 tackles and became the first defensive back to top the team tackle list since Bill Bates in 1988. He enjoyed his most productive all-around day in the loss at Washington (10/1), leading the team with 15 tackles and returning an interception 37 yards for a touchdown, marking his second career interception return for a score. In the Cowboys win over the Raiders in Oakland (11/19), Woodson recorded a season-high 16 tackles, including a career-high tying 11 solo stops. He also had two passes defended and a key interception at the Raiders four-yard line that stopped a fourth quarter drive. His other top tackling performances came in the following regular season games: at Minnesota (12 stops on 9/17), San Francisco (10 on 11/12), at Philadelphia (14 on 12/10) and against the N.Y. Giants (12 on 12/17). In addition to leading the team in tackles during the regular season, Woodson also led the team with 23 postseason tackles, including a team-high 11 stops against Pittsburgh in Super Bowl XXX (1/28/96). In the divisional playoff win over Philadelphia (1/7/96), his hit on Eagles quarterback Rodney Peete forced Peete to leave the game with a concussion.

1994: Woodson's rapid climb to the top level of NFL safeties reached the summit in 1994 – his third year in the NFL and second year as a starter. He was a consensus All-Pro, and he tied for the Cowboys' team lead in interceptions while becoming the first Dallas defensive back to be selected as a Pro Bowl starter since Everson Walls (1985). Woodson's five interceptions ranked fifth in the NFC and 10th in the NFL and were the most by a Dallas safety since Michael Downs had six in 1986. Woodson recorded his second straight 100-plus tackle season by finishing the year second on the club with 113 stops while tying for third on the team in passes defended with 12. Woodson got off to a blazing start by earning game balls in six of the Cowboys first seven games. Those games and his performances are as follows: at Pittsburgh (9/4) – in the season opener, Woodson's seven tackles helped hold the Steelers to 126 yards in total offense. Against Houston (9/11) – he recorded 13 tackles and picked up his first career regular season interception. At Washington (10/2) – he forced a fumble on the opening kickoff and tied for the team lead in special teams tackles with two. Against Arizona (10/9) – he led the team in tackles with seven and recorded two interceptions that led to Dallas touchdowns. It was the first multiple interception game of his career. Against Philadelphia (10/16) – while leading all Dallas defensive backs with six tackles, he also returned a third quarter interception 26 yards to set up a Cowboys touchdown. At Arizona (10/23) – Woodson registered a season-high 15 tackles. He was named the NFC's Defensive Player of the Week at Philadelphia (12/4) after recording nine tackles and stepping in front of a fourth quarter Randall Cunningham pass and racing 94 yards for a touchdown to ensure the Cowboys 31-19 victory. It was the third longest interception return in club history at the time. He recovered his only fumble of the year at Cincinnati (10/30). Despite earning All-Pro honors at safety, Woodson remained one of the Cowboys top special teams performers, tying for third on the team with 23 special team stops.

1993: As a second-year player, Woodson earned a starting job at strong safety in training camp and then nearly won the team's individual tackle title by collecting 155 stops – just four shy of team leader Ken Norton. Woodson's 155 tackles were the most ever by a Dallas defensive back. Moreover, with eight dou-



ble-digit tackle games, he joined Eugene Lockhart (16 in 1989) as only the second Dallas player to register at least seven double-figure tackle games in a season (since game-by-game records were kept in 1984). He led the Cowboys in fumble recoveries with three (while forcing another) and contributed four tackles for lost yardage totaling 13 yards. He enjoyed an all-time game in the regular season finale at Giants Stadium (1/2/94) – collecting a career-best 19 tackles (the most ever by a Dallas defensive back in a single game) and one fumble recovery. His 19 tackles against the Giants tied him for second (at the time) on the Cowboys all-time single-game tackle list. For the regular season, Woodson averaged 9.7 tackles-per-game, but over the course of the last nine games, he contributed 11.8 tackles-per-game. That stretch included the Cowboys' four games in the month of November where Woodson turned in double figure tackle totals in all four games and 48 total stops. He closed the month of November with 15 tackles against Miami on Thanksgiving Day (11/25). He was the team's leading tackler in the playoffs with 27 stops. He also registered his first professional interception in the playoffs against Green Bay (1/16/94), and he recovered a fumble in Super Bowl XXVIII against the Bills (1/30/94). Woodson missed the opener at Washington (9/6) as he was still recovering from a fractured right forearm.

1992: Although Woodson was a second-round draft choice of the Cowboys, his play in the nickel pass defense caught almost everyone by surprise. It was thought that moving from linebacker at Arizona State to strong safety in the NFL would take a longer adjustment period. Instead, he quickly became the club's draft surprise. Woodson became a major contributor to the defense while leading the special teams with 19 tackles. In 16 games, he recorded 33 tackles (28 solo), second among Dallas's rookies. Included was a season-high six stops in a start against the Run-and-Shoot offense at Atlanta (12/21). His first NFL start came in a pass situation defense at Detroit (11/8). Two weeks later at Phoenix (11/22), he had a season-high five solo tackles. Against Chicago (12/27), Woodson's first NFL sack forced a first-quarter fumble at Chicago's 30-yard line, but the Bears recovered. Against Philadelphia (1/10/93) in the playoffs, he forced a fumble at the Eagles' 25-yard line to set up a Dallas field goal at the end of the first half. His standout play on special teams included a game ball for the 27-0 win over Seattle (10/11).

COLLEGE: An All-PAC Ten second-team selection as a senior and honorable mention All-America as a junior, Woodson played linebacker at Arizona State. Coming out of high school, he didn't have the grades to accept a football scholarship from ASU, so he started his career as a walk-on and quickly developed a reputation for being one of the fiercest hitters in the country. As a sophomore in 1989, he had a career-high 16 tackles against Stanford en route to his single-season high of 122 tackles (79 solo). Of his five career interceptions, three came in his senior season.

PERSONAL: Darren Ray Woodson was an All-Metro Division AAA and all-city linebacker and running back at Maryvale High School in Phoenix, Ariz. Darren ran for a career-high 225 yards and six touchdowns against Kofa High in Yuma, Ariz, tying a Phoenix Metro game record and setting a school mark. He earned three letters in football and served as team captain his senior year. He received his degree in criminal justice from Arizona State. In 1996, Woodson served as the Dallas Cowboys spokesman in a nationally televised NFL United Way public service announcement. During the 1999-2000 school year, Woodson headed the Dallas Cowboys/Darren Woodson "Prepare to Pass" Challenge, which encouraged 10th grade students at five Dallas high schools to pass all sections of the Texas Assessment of Academic Skills test. In 2000, Woodson received the Children's Medical Center Athlete Role Model Award presented by the Dallas All Sports Association. He is also an annual participant in the Children's Cancer Fund Fashion Show co-chaired by Troy Aikman and Roger Staubach, serving as a celebrity escort to children suffering with cancer but who serve as fashion models for the day. During the Cowboys annual Let Us Play! Sports Camp for Girls, Woodson has served as a guest flag-football coach – teaching girls from local non-profit agencies in Dallas-Ft. Worth basic football drills. In February of 2002 – at Super Bowl XXXVI in New Orleans – Woodson was named the 14th recipient of the Athletes in Action Bart Starr Award. That honor is voted on by all NFL players, and it recognizes outstanding character and leadership in the home, on the field and in the community. Woodson was a guest speaker at the club's 2001 United Way Hometown Huddle event for underprivileged youth. Woodson serves on the board of directors for Happy Hill Farm Academy, a home for 100 abused and neglected youth. He is also very active with The Salvation Army, participating in the team's 2001 and 2003 press conference announcing the celebrity talent for the nationally televised Thanksgiving Day Halftime Show, donating cloths and toys for needy children through the annual Angel Tree program and serving as a guest speaker at the William Booth Society Dinner hosted at the home of Gene and Jerry Jones. During the 2004 offseason, Woodson joined national spokesman Donovan McNabb and Cowboys quarterback Quincy Carter and participated in a kick off announcement of the NFL/JCPenney Take A Player to School program at a local elementary school. He was also an award recipient at the Citizenship Through Sports Alliance (CTSA) Awards Reception for being a professional athlete with the highest ethical standards in sport, whose life and career have reflected an enduring commitment to citizenship, sportsmanship and community service. Woodson also supports Athletes in Action, The Make-A-Wish Foundation, the Dallas Parks & Recreation "Send A Kid To Camp" program and local hospitals.



WOODSON'S COWBOYS TOTALS

Year	Solo	Tackles Ast.	Tot.	Sacks	Tk/ Loss	QB Press.	Passes Def.	For. Fum.	Special Teams		
									Solo	Ast.	Tot.
1992.....	28	5	33	1.0 (-9)	1(-4)	1	4	1	14	5	19
1993.....	89	66	155	0.0 (0)	4(-13)	1	4	1	1	1	2
1994.....	69	44	113	0.0 (0)	3(-3)	0	12	1	16	7	23
1995.....	90	54	144	0.0 (0)	6(-11)	3	8	1	6	3	9
1996.....	70	48	118	3.0 (-17)	5(-9)	3	10	2	12	6	18
1997.....	45	52	97	2.0 (-24)	3(-4)	0	5	3	7	2	9
1998.....	74	62	136	3.0 (-17)	4(-11)	2	11	2	8	2	10
1999.....	71	57	128	1.0 (-9)	3(-3)	7	8	1	7	4	11
2000.....	74	49	123	0.0 (0)	3(-3)	0	7	1	7	4	11
2001.....	72	59	131	0.0 (0)	9(-16)	10	9	3	8	3	11
2002.....	42	31	73	0.0 (0)	4(-10)	6	2	0	2	0	2
2003.....	63	36	99	1.0 (-14)	4(-7)	5	15	0	6	1	7
Totals.....	787	563	1,350	11.0 (-84)	49(-94)	38	95	16	94	40	134

Playoffs

1992.....	10	4	14	0.0 (0)	0(0)	1	1	1	3	2	5
1993.....	16	11	27	0.0 (0)	1(-4)	0	2	0	2	0	2
1994.....	9	5	14	0.0 (0)	0(0)	0	1	0	0	1	1
1995.....	18	5	23	0.0 (0)	1(-1)	2	1	0	2	0	2
1996.....	8	4	12	0.0 (0)	1(-1)	0	1	0	1	2	3
1998.....	2	3	5	0.0 (0)	0(0)	1	3	0	0	0	0
1999.....	8	5	13	0.0 (0)	1(-2)	0	1	0	1	0	1
2003.....	3	2	5	0.0 (0)	1(-2)	0	0	0	0	0	0
Totals.....	74	39	113	0.0 (0)	5(-10)	4	10	1	9	5	14

Pass Interceptions

Year	No.	Yds.	Avg.	Long	TD
1992.....	5	140	28.0	94	1
1993.....	2	46	23.0	37	1
1996.....	5	43	8.6	21	0
1997.....	1	14	14.0	14	0
1998.....	1	1	1.0	1	0
1999.....	2	5	2.5	5	0
2000.....	2	12	6.0	12	0
2001.....	3	11	3.7	6	0
2002.....	1	1	1.0	1	0
2003.....	1	-2	-2.0	-2	0
Totals.....	23	271	11.8	94	2

Playoffs

1993.....	1	5	5.0	5	0
1996.....	1	0	0.0	0	0
1998.....	1	19	19.0	19	0
Totals.....	3	24	8.0	19	0

Opponents' Fumbles Recovered

Year	No.	Yds.	Avg.	Long	TD
1993.....	3	0	0.0	0	0
1994.....	1	0	0.0	0	0
1997.....	2	0	0.0	0	0
2001.....	1	0	0.0	0	0
2002.....	1	2	2.0	2	0
2003.....	2	0	0.0	0	0
Totals.....	10	2	0.2	2	0

Playoffs

1993.....	1	0	0.0	0	0
-----------	---	---	-----	---	---

Single Game Bests

Total Tackles - 19 @ N.Y. Giants, 1/2/94
 playoffs - 13 @ Minnesota, 1/9/00
 Solo Tackles - 11 three times, last @ Philadelphia, 11/5/00
 playoffs - 8 vs. Pittsburgh, 1/28/96 and @ Minnesota, 1/9/00
 Interceptions - 2 twice, vs. Arizona, 10/9/94; and vs. New England, 12/15/96
 Passes Defensed - 3 six times, last vs. N.Y. Giants, 12/21/03
 playoffs - 3 vs. Arizona, 1/2/99
 Quarterback Pressures - 4 vs. Atlanta, 9/20/99
 Forced Fumbles - 2 @ Arizona, 9/7/97





Rookies and First-Year Players

**Steve Cargile****Safety****6'1" ★ 205 ★ 6/2/82****Columbia****FA for '04****NFL: Rookie ★ Cowboys: Rookie**

COLLEGE: A versatile player, Steve Cargile was moved from wide receiver to free safety for his final season as a Lion. As a senior, Cargile started all 10 games and led Columbia, while finishing second in the Ivy League, with 99 tackles. He also added three pass breakups, two interceptions and a forced fumble. He was named second team All-Conference following his senior campaign. As a junior wide receiver, he started seven-of-10 games and finished fourth on the team with 24 receptions for 320 yards and four touchdowns. As a sophomore, Cargile played seven games and caught 14 passes for 184 yards and three touchdowns.

PERSONAL: Cargile earned eight letters in football, basketball, baseball, and track through his prep career at St. Peter Chanel High School in Cleveland, Ohio. As a senior, he was named as a team captain and was an all-state receiver and all-conference safety while leading the team to a perfect 10-0 record. He also earned all-county basketball honors as he helped lead the team to the Division III state championship title. Cargile earned his degree in economics from Columbia.

**Terrance Copper****Wide Receiver****6'0" ★ 204 ★ 3/12/82****East Carolina****FA for '04****NFL: Rookie ★ Cowboys: Rookie**

COLLEGE: Establishing himself as the main option in the passing game, Terrance Copper left East Carolina as one of most productive receivers in school history. He finished his career ranked second on the Pirates career receptions list with 139 catches and fourth in career receiving yards with 1,683. As a senior, Copper caught 87 passes for 897 yards and two touchdowns, setting a school record for receptions and receiving yards in a season. Following his senior year, Copper became the first Pirate wide receiver to earn All-Conference USA honors. As a junior, he started nine-of-12 games as East Carolina's third receiver and top punt returner. He hauled in 30 passes for 395 yards and returned 30 punts for 328 yards. Copper started the first four games of his sophomore campaign at H-back and saw action in 12 games, catching 13 passes for 204 yards, while rushing nine times for 49 yards and one touchdown. He added 10 punt returns for 70 yards. As a true freshman, Copper played in all 11 games and made two starts, catching nine passes for 187 yards and one touchdown. He averaged 22.8 yards on four kickoff returns.

PERSONAL: Copper set school season and career records for receptions (55 in 1997 and 159 career) and receiving yards (697 in 1999 and 1,831 career) at Washington, N.C., High School. The industrial technology major was a four-year starter and earned All-America, all-conference and all-area honors three times during his prep career.



Tom Crowder

Safety

6'1" ★ 203 ★ 1/21/81

Arkansas

FA for '04

NFL: Rookie ★ Cowboys: Rookie



COLLEGE: Tom Crowder emerged as a special teams standout and a capable wide receiver for Arkansas after earning a roster spot as a walk-on in 1999. As a senior, he saw action in all 12 games and led the Razorbacks with 15 special teams tackles, while adding 16 stops on defense. As a junior, Crowder played in all 14 games and led the Razorbacks with 21 special teams tackles, while recording one forced fumble and one fumble recovery. He added 20 tackles on defense. On offense, he caught three passes for 35 yards. As a sophomore, he saw most of his action on special teams. In 2000, Crowder saw time on special teams in just two games as a redshirt freshman and recorded one tackle.

PERSONAL: Crowder lettered in football, basketball and track at Fairview High School in Camden, Ark. As a senior, he was named to all-state and all-district teams as a free safety, wide receiver, punter and punt returner, tallying 104 tackles, seven interceptions – including three returned for touchdowns – three forced fumbles and three blocked kicks on defense and 31 receptions for 521 yards and seven touchdowns on offense. As a four-year letterman on the school's track team, Crowder set the school's record in the pole vault and triple jump as a senior. He graduated from Arkansas with an agricultural business degree.



Kevin Emanuel

Defensive End

6'4" ★ 259 ★ 12/6/79

Florida State

FA for '04

NFL: Rookie ★ Cowboys: Rookie



COLLEGE: A four year starter, Kevin Emanuel emerged as the true leader of the Seminole defense in his final season. He was named the team's Most Outstanding Defensive Player and Most Dependable Defensive End as a senior, recording 34 tackles, three sacks, 10 tackles for losses, and four forced fumbles. During his junior campaign, Emanuel registered 40 tackles, four sacks, 15 tackles for losses and a forced fumble. As a sophomore, he finished with 36 tackles, one sack and seven tackles for a loss. Emanuel recorded 43 tackles, three sacks and nine tackles for losses as a redshirt freshman. Emanuel redshirted as a true freshman in 1999.

PERSONAL: Emanuel closed out his prep career at Waco, Tex., High School with 71 tackles, seven sacks and a pair of forced fumbles. As a senior, he was named Central Texas Defensive Player of the Year and ranked the best defensive end in the state. He earned degrees in information studies and sports management. Emanuel's cousin, Bert Emanuel, played wide receiver for the Miami Dolphins.



Ryan Flinn

Punter

6'5" ★ 205 ★ 2/14/80

Central Florida

FA for '04

NFL: Rookie ★ Cowboys: Rookie



COLLEGE: A dedicated punter with a strong leg, Ryan Flinn spent three years as the backup punter for Central Florida before emerging as the starter in 2002. As a senior, he averaged 41.8 yards-per-kick to share All-MAC honors with David Rysko of Eastern Michigan. During his junior season, Flinn punted seven times for a 34.4 average. As a sophomore, Flinn appeared in two games, registering a punt in each game.

PERSONAL: A graduate of Lehigh, Fla., High School, Flinn was a multiple-sport athlete playing on the school's football, basketball, soccer and tennis teams. He played football for his final two prep seasons and was selected as the special teams most valuable player as a senior. He earned *Fort Myers News Press* all-southwest honors as a junior and senior and was named a North-South Florida All Star and all-conference performer. Flinn, who received his degree in organizational communications, was born Feb. 14, 1980 in Fort Myers, Fla.



Thomas Herrion

Guard

6'3" ★ 320 ★ 12/15/81

Utah

FA for '04

NFL: Rookie ★ Cowboys: Rookie



COLLEGE: Thomas Herrion closed his collegiate career at Utah after playing two campaigns at Kilgore Junior College. As a senior, Herrion started all 12 games at left guard for the Utes, including the 17-0 victory over Southern Miss in the Liberty Bowl, and helped pave the way for 1,926 rushing yards. After transferring from Kilgore Junior College, Herrion stepped in and played in 10 games at right tackle, starting the final three. As a sophomore at Kilgore, Herrion earned honorable mention Juco All-America honors as the team's Most Outstanding Linemen. He helped Kilgore finish the season with a 12-0 record and a No. 2 national Juco ranking. As a freshman, he was part of a team that was the 2000 conference champions after winning the Red River Bowl.

PERSONAL: Herrion was a four-year starter at left tackle for Polytechnic High School in Ft. Worth, Tex. As a sophomore, he was the center on the school's basketball squad. He was a member of Polytechnic's track team, participating in the discus and shot put as a sophomore and junior.



Cedric Hilliard

Defensive End

6'2" ★ 307 ★ 11/19/80

Notre Dame

FA for '04

NFL: Rookie ★ Cowboys: Rookie



COLLEGE: An underrated talent who anchored the Fighting Irish defensive line, Cedric Hilliard played 35 games in his four-year career at Notre Dame. As a senior, he started 10-of-11 games at nose guard and finished with 27 tackles, 1.5 tackles for losses, two forced fumbles, and a deflected pass. He started 10 games at nose guard as a junior, finishing with a career-high 31 tackles, two sacks, five tackles for losses, a forced fumble, and blocked a kick. As a sophomore, he started the final five games at nose guard and



recorded 27 tackles, two sacks, eight tackles for a loss and a forced fumble. As a redshirt freshman, Hilliard played in four games, including the 2001 Fiesta Bowl, and registered two tackles and a tackle for a loss. In 1999, he redshirted as a true freshman.

PERSONAL: Hilliard was an All-America selection by *USA Today* as a defensive lineman and earned honorable mention honors on the *Orlando Sentinel* all-southern team at Lamar High School in Arlington, Tex. As a senior, he racked up 72 tackles, including 11 for losses, as the squad's team captain and Most Valuable Player. Through his prep career, he earned three letters in football and track and two in basketball. As a senior, he finished third in the state in the shot put with a throw of 58'11". Hilliard earned degrees in sociology and history.



Darrell Lee

Defensive End

6'4" ★ 273 ★ 6/28/82

Florida

FA for '04

NFL: Rookie ★ Cowboys: Rookie



COLLEGE: Darrell Lee was a disruptive force along Florida's defensive line. As a senior, he started 13 games and led the defensive unit with a career-high 55 tackles, four tackles for losses, four sacks and two fumble recoveries. At the 2004 Outback Bowl, he closed out his college career with four tackles and a tackle for a loss. He was named to the All-SEC team by the Football Network. Lee saw action at both defensive end and tackle as a junior and recorded 23 tackles, three tackles for losses and a forced fumble. As a sophomore, he recorded 25 tackles and two sacks. As a true freshman, he played in all 12 games as a reserve defensive end, registering 11 tackles and a tackle for a loss.

PERSONAL: A graduate of Kirkwood, Mo., High School, Lee recorded 101 tackles, 26 tackles for losses, 12 sacks and was considered one of the elite prep defensive players as a senior. He was a consensus All-America selection while garnering Gatorade Player of the Year and *SuperPrep* Defensive Player of the Year for the Midlands honors. The leisure services management major set a school record with 49 career sacks.



ReShard Lee

Running Back

5'10" ★ 232 ★ 10/12/80

Middle Tennessee State

FA for '03

NFL: 1st Year ★ Cowboys: 1st Year



PRO: Reshard Lee originally signed with the Cowboys on May 1, 2003. He posted 12 carries for 44 yards in preseason action last summer before spraining his right MCL against Houston (8/15). He reached an injury settlement with the club on Aug. 26 and was out of football until re-signing to the Cowboys practice squad Dec. 12.

COLLEGE: In only two years at Middle Tennessee State, Lee displayed an incredible ability to make plays on every snap. After his junior season, he decided to forego his final year of eligibility to test his skills as a pro. As a junior, Lee played in eleven games, starting five, and finished second on the Blue Raiders with 642 rushing yards and six touchdowns. He also caught 12 passes for 78 yards, completed three-of-four passes for 81 yards and added 252 yards on 12 kickoff returns. After the season, he was selected second team All-Sunbelt Conference and to the Super Sleeper Team. In his first year of eligibility as a reserve tailback, Lee appeared in eleven games, rushed for 790 yards and four touchdowns, caught nine passes for 87 yards and returned 13 kickoffs for 263 yards. For his efforts, he was selected to the All-Sunbelt Conference second team. Lee sat out the 2000 season to concentrate on academics.

PERSONAL: Primarily used as a quarterback, Lee threw for 4,175 yards and 56 touchdowns at Brunswick, Ga., High School. As a senior, he threw for 1,600 yards and 18 touchdowns and ran for 670 yards and eight touchdowns. Lee led Brunswick to 14 straight wins and to the Class 4A Championship game. He was selected as a *USA Today* honorable mention All-America, *Atlanta Journal Constitution* Class 4A first team pick and named WTOG-TV Offensive Player of the Year. At Middle Tennessee State, Lee was a General Studies major.



Mat McBriar

Punter

6'1" ★ 202 ★ 7/8/79

Hawaii

FA for '04

NFL: 1st Year ★ Cowboys: 1st Year



PRO: Mat McBriar originally signed with Denver on April 28, 2003. He went to training camp with the Broncos and, in one preseason game, he recorded six punts for a 41.5-yard average. He was traded to the Seattle Seahawks for a conditional draft pick on Aug. 22. He tallied five punts for a 44.8-yard average in preseason action with the Seahawks before being released on Aug. 31. He was out of football until signing with the Cowboys on Dec. 24.

COLLEGE: McBriar played three seasons for the University of Hawaii and averaged 42.2 yards on 131 punts, with 32 attempts downed inside the 20-yard line. As a senior, McBriar was an All-Western Athletic Conference selection after punting 48 times for 2,148 yards (44.8 avg.) with 12 punts downed inside the 20.

PERSONAL: McBriar graduated from the Brighton Grammar School in Melbourne, Australia in 1997, where he lettered in football and participated in rowing for four years. He earned postseason honors in both sports. McBriar is a native of Melbourne, Australia.



Tango McCauley

Guard

6'4" ★ 307 ★ 10/27/78

Alabama State

FA for '04

NFL: Rookie ★ Cowboys: Rookie



PRO: McCauley signed a free agent contract with the Saskatchewan Roughriders of the Canadian football league for the 2003 season. He was on the Roughriders' practice roster the first four weeks of the season before making his debut in the fifth game. He started at left guard for the Roughriders in 11 of their next 12 games before being placed on injured reserve. He signed with Dallas Dec. 29.

COLLEGE: As a senior transfer at Alabama State, McCauley was an All-America first team selection and All-Southwestern Conference first-team choice as he anchored the line as the right tackle. The Hornet offense averaged 474.8 yards-per-game for the season. Before transferring to Alabama State, McCauley was a cornerstone for the Texas A&M offensive line as a junior, starting every game at left tackle. For the season, the Aggies gave up just 10 sacks as they blocked for a 381.6 yard-per-game average and racked up 307 points. McCauley played in eight games – starting three – at left tackle as a sophomore for the Aggies. As a redshirt freshman, he saw action as a backup offensive tackle after making the switch from the defensive line in spring drills. McCauley was redshirted as a true freshman in 1997.

PERSONAL: McCauley was a two-way SuperPrep All-America selection at John Marshall High School in Oklahoma City, Okla. He caught 20 passes for 350 yards as a tight end and posted 55 tackles from the defensive line while leading his team to the state championship to close out his prep career. The agriculture education major was selected to play in the Oil Bowl and Australia's Down Under Bowl following his high school career.



Brandon Middleton

Wide Receiver

5'10" ★ 190 ★ 1/2/81

Houston

FA for '04

NFL: Rookie ★ Cowboys: Rookie



COLLEGE: In four years at the University of Houston, Brandon Middleton evolved into a big-play, deep threat receiver. His ability to stretch the field helped him move through the ranks on Houston's all-time receiving charts, finishing his Cougar career ranked second in receiving yards (2,873), third in touchdown receptions (24) and third in all-purpose yards (4,104) while registering at least one catch in 40 consecutive games. As a senior, Middleton was named All-Conference USA while becoming just the seventh player in Houston history to record more than 1,000 receiving yards when he established a new Conference USA single-season record with 1,250 receiving yards and 14 touchdowns on 55 catches. He added seven kick returns for 171 yards (24.4 avg.). He led all Cougar pass catchers with 674 yards and six touchdowns, finishing third with 28 receptions and adding 19 kick returns for 386 yards as a junior. In 2001 as a redshirt sophomore, Middleton played in 10-of-11 games, starting eight, and finished with 20 catches for 486 yards – a 24.3 yards-per-catch average good for second in the nation. Middleton was granted a medical redshirt as a true sophomore after breaking his arm in the third game of the season against Army. Before the injury, he registered 16 catches for 241 yards and two scores. He was named to the Conference USA All-Freshman team in 1999 after finishing his true freshman year with 18 catches for 222 yards and one touchdown.

PERSONAL: Middleton was an all-district receiver and return specialist at Elsik High School in Houston, Tex. As a senior, he made a name for himself by returning a kickoff for 100 yards, the longest kick return in school history. Middleton, who also ran track at Elsik, earned a degree in psychology from Houston.



James Newson

Wide Receiver

6'1" ★ 219 ★ 12/21/79

Oregon State

FA for '04

NFL: Rookie ★ Cowboys: Rookie



COLLEGE: James Newson finished his collegiate career as the owner of all of the Beavers' receiving records, hauling in 213 passes for 3,572 yards and 20 touchdowns. He started 36-of-42 games and caught at least one pass in each of his final 37 contests. Newson garnered All-Pac 10 honors as a senior after posting 81 receptions for 1,306 yards (16.1 avg.) and three scores while finishing third in the nation in yards-per-game (108.8). As a junior, Newson was an All-Pac 10 honorable mention selection and a team captain, finishing the year with 74 receptions for 1,284 yards and a school-best 12 touchdowns. He notched 57 catches for 968 yards and five touchdowns to lead the team in all receiving categories as a sophomore. As a redshirt freshman in 2000, Newson played in the final six games of the season primarily on special teams. He picked up his first collegiate reception in the season finale, hauling in a 14-yard pass. As a true freshman, Newson sat out after enrolling in classes in the spring quarter. He used his redshirt tag after suffering a broken leg in an automobile accident which would have kept him off the field.

PERSONAL: Newson was an all-league wide receiver at Edison High School in San Jose, Calif. As a senior, he also saw time at cornerback and had five interceptions, returning one for a touchdown. He earned three letters in football and was a two-year starter on Edison's basketball team.



Lousaka Polite

Fullback

6'0" ★ 246 ★ 9/14/81

Pittsburgh

FA for '04

NFL: Rookie ★ Cowboys: Rookie



COLLEGE: Lousaka Polite (pronounced LOO-sock-ah puh-lite) became the first three-time captain in Pitt history and was a four-year starter at fullback. He finished his collegiate campaign rushing 70 times for 258 yards and a touchdown while helping open holes for 1,528 rushing yards. As a junior, Polite posted 52 carries for 211 yards and two scores. He rushed for 77 yards on 22 carries and caught nine passes for 69 yards and a score as a sophomore. In his first active season, Polite started every game at fullback, rushing for 109 yards and a touchdown on 36 carries. In 1999, he was not active and did not play in any games.

PERSONAL: Polite started at inside linebacker and fullback at Woodland Hills, Penn., High School. He earned first-team all-conference honors as a senior, carrying the ball 116 times for 1,022 yards (8.8 avg.) and 20 touchdowns. He also tallied 83 tackles on defense and participated on all special teams units. Besides lettering three times for the football team, Polite lettered three times in track, where he was a two-time state finalist in the javelin. He earned his degree in psychology at Pitt.



Jonathan Ruffin

Kicker

5'11" ★ 174 ★ 8/1/81

Cincinnati

FA for '04

NFL: 1st Year ★ Cowboys: 1st Year



PRO: Jonathan Ruffin signed with the Pittsburgh Steelers as a rookie free agent on May 2, 2003. In pre-season action, Ruffin kicked in two games and converted his only field goal attempt – a 46-yarder – and his only point after attempt. He was released at the end of the Steelers' training camp and was out of football until signing with Dallas on Jan. 7, 2004. Dallas allocated Ruffin to the Berlin Thunder of NFL Europe to gain experience. En route to a World Bowl title, Ruffin hit four-of-six field goals with a long of 46 yards in the regular season and was three-of-four, from 38, 42 and 40 yards, in a 30-24 win over the Frankfurt Galaxy in the World Bowl.

COLLEGE: Ruffin closed out his collegiate career as the top kicker in Bearcats history, holding school records for field goals made (62), field goals attempted (79), field goal percentage (.785), extra points made (129), extra points attempted (134) and scoring (315 points). As a senior in 2002, he was a second-team All-Conference USA selection after hitting 19-of-22 field goals (.864) and setting a single-season school record for extra points made and attempted (44-of-46). He also broke the school record by converting 63 straight PATs and his personal record by hitting on his final 13 field goal attempts. As a junior, he converted all 36 extra points while going 12-of-16 on field goal attempts. In 2000, Ruffin won the Lou Groza Award, honoring the top kicker in the nation, and was a consensus All-America selection after drilling 26-of-29 field goals, setting a school record with a field goal conversion in all 11 games. As a true freshman, he made five-of-12 field goals and 23-of-25 extra point attempts.

PERSONAL: Ruffin was a three-time, all-state selection at Ridgewood, La., Prep School. Through his prep career, he connected on 24-of-29 field goals and missed just two extra points. The history major lettered three times in football and once in soccer at Ridgewood.



Darrick Sanders

Guard

6'4" ★ 312 ★ 10/15/80

Arkansas-Monticello

FA for '04

NFL: Rookie ★ Cowboys: Rookie



COLLEGE: Darrick Sanders closed his collegiate campaign earning All-Gulf South Conference first-team selection and a spot in the 2004 Cactus Bowl. As a senior, his role switched to emphasize more pass protection as quarterback Cory Allred led the conference with 3,606 passing yards and 33 passing touchdowns. Sanders started all 10 games at right tackle as a junior, helping lead the way for an offense that averaged 364 yards-per-game. In 11 starts as a sophomore, he helped pave the way for the GSC's leading rusher – Corwin Elliot (1,616 yards).

PERSONAL: The physical education major earned Class 5A all-state honors at Pine Bluff, Ark., High School, where he played in the Arkansas High School All-Star game and earned All-Jefferson County honors. He received the Henry Wingard Award as the team's outstanding lineman and was selected to play in the Down Under Bowl in Australia.



Shaun Smith

Defensive Tackle

6'2" ★ 320 ★ 8/19/81

South Carolina

FA for '03


NFL: 1st Year ★ Cowboys: 1st Year



PRO: Shaun Smith signed with the Cowboys as a rookie free agent on May 1, 2003. In preseason action with Dallas, Smith posted four tackles, including one for a loss. He was released at the end of training camp and immediately signed to Dallas's practice squad, where he remained for the entire season.

COLLEGE: Smith played as a reserve defensive end for two years at South Carolina after transferring from Butler Community College. As a senior, Smith played in every game with two starts. He tallied 38 tackles, one sack and a fumble recovery. As a junior, Smith saw time in every game and registered 11 tackles. Before transferring to South Carolina, he lettered twice as a defensive lineman at Butler, Kan., Community College. He recorded 128 tackles and a season record 20 sacks as a sophomore in 2000.

PERSONAL: Smith was an African-American Studies major at South Carolina. Born on Aug. 19, 1981, Smith grew up in Brooklyn, N.Y. After his sophomore year, he moved to Wichita Heights, Kan., and played two years at defensive end at Wichita Heights High School.



Kalen Thornton

Linebacker

6'3" ★ 245 ★ 5/12/82

Texas

FA for '04

NFL: Rookie ★ Cowboys: Rookie



COLLEGE: Kalen Thornton, a talented and explosive pass rusher, was a four-year starter at defensive end for the Longhorns. He started 35-of-46 career games, including bowl appearances, and registered 155 tackles – 33 for losses – 14 sacks and 75 quarterback pressures. As a senior, Thornton tallied 51 tackles, nine for losses, four sacks, 21 pressures and six pass deflections after missing spring practice following reconstructive surgery on his right knee. He posted 28 stops, 2.5 sacks and 14 pressures as a junior



ROOKIES AND FIRST-YEAR PLAYERS

after returning from a knee injury suffered in 2001. As a sophomore, he started 11-of-12 contests and earned All-Big 12 honorable mention honors after leading the squad with 20 pressures while posting 44 tackles, four sacks and a forced fumble. He started nine games, including the Holiday Bowl, as a true freshman in 2000 and finished tied for eighth among freshman defenders in school annals in sacks (3.5) and tackles for losses (eight) while tacking on 20 quarterback pressures.

PERSONAL: Thornton played two years at tight end before moving to defensive end as a senior at St. Mark's Academy in Dallas, Texas. He posted 86 tackles, 16 sacks, four fumble recoveries and two forced fumbles and was named the team's defensive player of the year. He notched 24 rushes for 232 yards seeing time at fullback through his senior campaign. He also earned three letters in basketball and in track. Thornton's father, Bruce, played along the defensive line for the Cowboys from 1979-81. Kalen earned a degree in finance from Texas.



Landon Trusty

Tight End

6'7" ★ 268 ★ 10/9/81

Central Arkansas

FA for '04

NFL: Rookie ★ Cowboys: Rookie



COLLEGE: A two-time academic All-America and All-South Region selection at Central Arkansas, Landon Trusty finished his collegiate career as the only two-time winner of the school's Male Student-Athlete of the Year Award, totaling 78 receptions for 1,062 yards and 20 touchdowns. As a senior, he hauled in 18 passes for 190 yards and three scores. He caught a career-high 24 passes for 387 yards and six touchdowns as a junior. As a sophomore, Trusty posted 20 catches for 269 yards and eight scores. As a true freshman, he caught 16 passes for 216 yards and three touchdowns.

PERSONAL: Trusty played quarterback and punted at Lakeside High School in Hot Springs, Ark. He was named MVP of the Arkansas High School All-Star Basketball Game. A four-year starter on Central Arkansas' football team, Trusty also started as a freshman and sophomore on the school's basketball squad. Trusty and his wife, Erica, have a daughter, Madison.



Dave Volk

Tackle

6'5" ★ 300 ★ 8/1/78

Nebraska

FA for '02

NFL: 1st Year ★ Cowboys: 1st Year



PRO: The Cowboys were looking to add depth along an offensive line that suffered through injuries during the 2002 season when they signed Dave Volk to the practice squad on Oct. 12, 2002. Volk, a big lineman with proven run blocking skills, will compete for a spot on the offensive line depth chart this fall. He originally signed with the Chicago Bears on April 22, 2002, but was released at the end of camp. He signed to Dallas's practice squad Oct. 12, 2002 and remained there through the end of the season. He re-signed with Dallas on Jan. 7, 2003 and went to camp but was released at the end of camp. He immediately re-signed to Dallas's practice squad, where he remained for the 2003 season.

2004: Volk was allocated to the Amsterdam Admirals of NFL Europe to gain game experience, and he earned All-NFLE honors for his performance. He started all 10 games at guard for the Admirals.

2003: Volk re-signed with Dallas on Jan. 7. He went to camp but was released at the end and signed to the Cowboys' practice squad, where he spent the entire season.

2002: Volk was signed as a rookie free agent by Chicago. He was released at the end of camp, then signed to the Cowboys' practice squad on Oct. 12, where he spent the rest of the season.

COLLEGE: A three year starter at Nebraska, Volk played both tackle positions. He ended his career with 38 consecutive starts. As a senior, he received second team All-Big 12 honors after helping the Cornhuskers average 314.7 rushing yards-per-game as the school won its record 15th NCAA rushing title and its second straight. He earned Honorable Mention All-Big 12 honors as a sophomore and a junior. As a junior, he switched from right to left tackle as the Huskers won the NCAA rushing title, averaging 349.3 yards-per-game. As a sophomore, Volk started every game at right tackle. He played in all 12 games as a redshirt freshman, serving as a backup right tackle.



PERSONAL: Volk graduated with a degree in psychology before the start of his senior season. As a student athlete, he was named first team Academic All-Big 12 three times. At Battle Creek, Neb., High School, Volk was honored twice as an all-state selection on the offensive line. As a senior, he guided his team to a Class C-I runner-up finish. Volk lettered in football, basketball and track at Battle Creek.



Ryan Wingrove

Defensive End

6'3" ★ 250 ★ 7/3/78

Bowling Green

FA for '04

NFL: 1st Year ★ Cowboys: 1st Year



PLAYERS

PRO: Ryan Wingrove originally signed with the Atlanta Falcons as a rookie free agent on April 26, 2002. He suffered a left shoulder injury prior to the first preseason game and reached an injury settlement with the club on Aug. 27. He was out of football for the 2002 season. In the spring of 2003, he signed as a free agent with the Berlin Thunder of NFL Europe and finished second on the Thunder defense with 4.5 sacks and fourth in tackles (41) while breaking up two passes and adding two special teams stops. He then signed with the N.Y. Jets on June 19. He saw time in all five preseason games and registered 12 tackles and two sacks but was released Aug. 31. He was out of football until signing with Dallas Jan. 6, 2004.

COLLEGE: Wingrove finished his collegiate campaign with 130 tackles, including 38 for losses, and 14.5 sacks. Following his senior season, Wingrove was named the Most Valuable Lineman with 56 stops, 16 for losses, and six sacks. He started all 11 games as a junior and posted 35 tackles – 13 for losses – and 5.5 sacks. He earned his first letter as a sophomore after switching from tight end to defensive end. He finished the season with 39 tackles, nine for losses and three sacks. As a redshirt freshman, Wingrove saw limited playing time at tight end. He redshirted as a true freshman in 1997.

PERSONAL: Wingrove, a first-team Class AAA all-state pick as a senior tight end at Parkersburg, W.V., South High School, saw time on both sides of the ball through his prep career. As a senior, he hauled in 25 passes for 348 yards and two touchdowns while leading the team with 86 tackles at defensive end. He saw time at offensive tackle and tight end as a sophomore and junior, defensive end as a sophomore and senior and an outside linebacker as a junior. Wingrove earned a degree in marketing from Bowling Green.

2004 Rookie and First-Year Roster

NO	NAME	POS	HGT	WGT	BIRTH-DATE	NFL EXP	COLLEGE	HOW ACQ.
92	Brooks, Jermaine	DT	6-3	290	4/11/79	1	Arkansas	FA-'03
43	Cargile, Steve	S	6-1	205	6/2/82	R	Columbia	FA-'04
18	Copper, Terrance	WR	6-0	204	3/12/82	R	East Carolina	FA-'04
14	Crayton, Patrick	WR	6-0	210	4/7/79	R	Northwestern Okla. St.	D7b-'04
40	Crowder, Tom	S	6-1	203	1/21/81	R	Arkansas	FA-'04
95	Emanuel, Kevin	DE	6-4	259	12/6/79	R	Florida State	FA-'04
6	Flinn, Ryan	P	6-5	205	2/14/80	R	Central Florida	FA-'04
11	Henson, Drew	QB	6-4	230	2/13/80	R	Michigan	T(Hou)-'04
69	Herrion, Thomas	G	6-3	320	12/15/81	R	Utah	FA-'04
96	Hilliard, Cedric	DT	6-2	307	11/19/80	R	Notre Dame	FA-'04
62	Johnson, Al	C	6-5	303	1/27/79	1	Wisconsin	D2-'03
21	Jones, Julius	RB	5-10	217	8/14/81	R	Notre Dame	D2a-'04
33	Jones, Nathan	CB	5-10	187	6/13/82	R	Rutgers	D7a-'04
72	Lee, Darrell	DE	6-4	273	6/28/82	R	Florida	FA-'04
32	Lee, ReShard	RB	5-10	232	10/12/80	1	Middle Tennessee St.	FA-'03
1	McBriar, Mat	P	6-1	202	7/8/79	1	Hawaii	FA-'04
67	McCauley, Tango	G	6-4	307	10/27/78	R	Alabama State	FA-'04
15	Middleton, Brandon	WR	5-10	190	1/2/81	R	Houston	FA-'04
13	Newson, James	WR	6-1	219	12/21/79	R	Oregon State	FA-'04
60	Peterman, Stephen	G	6-4	317	1/11/82	R	Louisiana State	D3-'04
39	Polite, Lousaka	FB	6-0	246	9/14/81	R	Pittsburgh	FA-'04
35	Reeves, Jacques	CB	5-11	188	10/8/82	R	Purdue	D7c-'04
79	Rogers, Jacob	T	6-6	305	8/17/81	R	Southern Cal	D2-'04
4	Ruffin, Jonathan	K	5-11	174	8/1/81	1	Cincinnati	FA-'04
49	Ryan, Sean	TE	6-5	266	3/27/80	R	Boston College	D5-'04
74	Sanders, Darrick	T	6-4	312	10/15/80	R	Arkansas-Monticello	FA-'04
66	Smith, Shaun	DT	6-2	320	8/19/81	1	South Carolina	FA-'03
27	Thornton, Bruce	CB	5-10	197	1/31/80	R	Georgia	D4-'04
53	Thornton, Kalen	LB	6-3	245	5/12/82	R	Texas	FA-'04
48	Trusty, Landon	TE	6-7	268	10/9/81	R	Central Arkansas	FA-'04
72	Volk, Dave	T	6-5	300	8/1/78	1	Nebraska	FA-'03
94	Wingrove, Ryan	DE	6-3	250	7/3/79	1	Bowling Green	FA-'04



Dallas Cowboys 2004 Veterans Roster

NO	NAME	POS	HGT	WGT	BIRTH- DATE	NFL EXP	COLLEGE	HOW ACQ.
76	Adams, Flozell	T	6-7	357	5/18/75	7	Michigan State	D2-'98
73	Allen, Larry	G	6-3	335	11/27/71	11	Sonoma State	D2-'94
20	Anderson, Richie	FB	6-2	230	9/13/71	12	Penn State	UFA (NYJ)-'03
36	Barnes, Darian	FB	6-2	250	2/29/80	3	Hampton	T(TB)-'04
46	Bickerstaff, Erik	RB	6-0	230	7/25/80	2	Wisconsin	FA-'03
99	Blade, Willie	DT	6-3	315	2/7/79	3	Mississippi State	FA-'03
50	Brooks, Jamal	LB	6-2	240	11/9/76	4	Hampton	FA-'03
88	Bryant, Antonio	WR	6-1	192	3/9/81	3	Pittsburgh	D2b-'02
86	Campbell, Dan	TE	6-5	263	4/13/76	6	Texas A&M	UFA (NYG)-'03
91	Carson, Leonardo	DT	6-2	305	2/11/77	5	Auburn	FA-'03
17	Carter, Quincy	QB	6-2	213	10/13/77	4	Georgia	D2a-'01
23	Cason, Aveion	RB	5-10	204	7/12/79	4	Illinois State	T(Det.)-'03
52	Coakley, Dexter	LB	5-10	236	10/20/72	8	Appalachian State	D3a-'97
93	Coleman, Kenyon	DE	6-5	285	4/10/79	3	UCLA	T (Oak.)-'03
70	Collins, Javier	T	6-6	322	4/13/78	4	Northwestern	FA-'01
3	Cundiff, Billy	K	6-1	201	3/30/80	3	Drake	FA-'02
29	Davis, Keith	CB	5-10	201	12/30/78	2	Sam Houston	FA-'04
26	Davidson, Andrew	CB	5-11	185	12/19/79	3	Kansas	FA-'03
63	DiNapoli, Gennaro	C	6-3	287	5/25/75	7	Virginia Tech	FA-'03
24	Dixon, Tony	S	6-1	213	6/18/79	4	Alabama	D2b-'01
98	Ellis, Greg	DE	6-6	277	8/14/75	7	North Carolina	D1-'98
83	Glenn, Terry	WR	5-11	195	7/23/74	9	Ohio State	T(GB)-'03
97	Glover, La'Roi	DT	6-2	285	7/4/74	9	San Diego St.	UFA (NO)-'02
61	Graham, DeMingo	G/T	6-3	310	9/10/73	6	Hofstra	FA-'04
65	Gurode, Andre	G	6-4	326	3/6/78	3	Colorado	D2a-'02
47	Hunter, Pete	CB	6-2	212	5/25/80	3	Virginia Union	D5-'02
7	Hutchinson, Chad	QB	6-5	237	2/21/77	3	Stanford	FA-'02
56	James, Bradie	LB	6-2	243	1/17/81	2	Louisiana State	D4-'03
80	James, Cedric	WR	6-1	197	3/19/79	3	Texas Christian	FA-'03
19	Johnson, Keyshawn	WR	6-4	212	7/22/72	9	Southern California	T(TB)-'04
68	Lehr, Matt	C	6-2	304	4/25/79	4	Virginia Tech	D5-'01
34	Martin, Jamar	FB	5-11	256	4/12/80	2	Ohio State	D4-'02
30	Mitchell, Donald	CB	5-10	182	12/14/76	5	Southern Methodist	UFA (Ten)-'03
41	Newman, Terence	CB	5-11	188	9/4/78	2	Kansas State	D1-'03
59	Nguyen, Dat	LB	5-11	243	9/25/75	6	Texas A&M	D3-'99
54	O'Neil, Keith	LB	6-0	230	8/26/80	2	Northern Arizona	FA-'03
90	Ogbogu, Eric	DE	6-4	270	7/18/75	7	Maryland	FA-'03
25	Powell, Jermeel	CB	6-0	186	8/29/80	2	California	W (Det.)-'03
85	Robinson, Jeff	TE	6-4	264	2/20/70	12	Idaho	UFA (StL)-'02
9	Romo, Tony	QB	6-2	227	4/21/80	2	Eastern Illinois	FA-'03
38	Scott, Lynn	S	6-0	221	6/23/77	4	Northwestern Okla. St.	FA-'01
58	Shanle, Scott	LB	6-2	245	11/23/79	2	Nebraska	W(StL)-'03
51	Singleton, Al	LB	6-2	228	8/7/75	8	Temple	UFA(TB)-'03
84	Smith, Zuriel	WR	5-11	166	1/15/80	2	Hampton	D6b-'03
55	Steele, Markus	LB	6-3	240	7/24/79	4	Southern Cal	D4-'01
64	Stewart, Daleroy	DT	6-4	327	11/2/78	3	Southern Miss	D6-'01
16	Testaverde, Vinny	QB	6-5	235	11/13/63	18	Miami, Fla.	FA(NYJ)-'04
77	Tucker, Torrin	T	6-6	329	12/25/79	2	Southern Miss	FA-'03
78	Vollers, Kurt	T	6-7	317	4/4/79	3	Notre Dame	FA-'02
71	Walter, Tyson	G/C	6-4	310	3/17/78	3	Ohio State	D6a-'02
87	Ward, Dedric	WR	5-9	187	9/29/74	8	Northern Iowa	FA-'04
81	Whalen, James	TE	6-2	244	12/11/77	4	Kentucky	FA-'00
75	Wiley, Marcellus	DE	6-4	280	11/30/74	8	Columbia	FA-'04
89	Williams, Randal	WR	6-3	220	5/21/78	4	New Hampshire	W(Jax.)-'01
31	Williams, Roy	S	6-0	235	8/14/80	3	Oklahoma	D1-'02
82	Witten, Jason	TE	6-5	257	5/6/82	2	Tennessee	D3-'03
28	Woodson, Darren	S	6-1	219	4/25/69	13	Arizona State	D2b-'92

Cowboys All-Time Roster

HEAD COACHES

Coach	Seasons	Years	— Regular Season —				— Postseason —				— Total —			
			Won	Lost	Tied	Pct.	Won	Lost	Pct.		Won	Lost	Tied	Pct.
Tom Landry	29	1960-88	250	162	6	.605	20	16	.556		270	178	6	.601
Jimmy Johnson	5	1989-93	44	36	0	.550	7	1	.875		51	37	0	.580
Barry Switzer	4	1994-97	40	24	0	.625	5	2	.714		45	26	0	.634
Chan Gailey	2	1998-99	18	14	0	.563	0	2	.000		18	16	0	.529
Dave Campo	3	2000-02	15	33	0	.313	0	0	.000		15	33	0	.313
Bill Parcells	1	2003	10	6	0	.625	0	1	.000		10	7	0	.588
All-time Totals	44	1960-03	377	275	6	.578	32	22	.593		409	297	6	.579

ASSISTANT COACHES

A		
Alexander, Hubbard	Receivers	1989-97
Allen, Eral	Offensive Backfield	1962-69
	Special Assistant	1970-79
	Research and Development	1980-83
Armstrong, Neill	Research and Development	1982-89
Avezano, Joe	Special Teams	1990-00, 2002
	Special Teams/Tight Ends	2001
B		
Bates, Bill	Special Teams/	
	Defensive Assistant	1998-99
	Defensive Backs	2000
	Defensive Nickel Package/	
	Assistant Special Teams	2001-02
Bates, Jim	Linebackers	1996-97
	Assistant Head Coach/	
	Defensive Line	1998-99
Berry, Raymond	Offensive Ends	1968-69
Blake, John	Defensive Line	1993-95
Boller, Craig	Defensive Tackles	1996-97
Brodsky, Joe	Running Backs	1989-97
C		
Campo, Dave	Defensive Assistant	1989-90
	Defensive Backs	1991-94
	Defensive Coordinator	1995-99
Carthon, Maurice	Offensive Coordinator/	
	Running Backs	2003
Chandler, Wes	Receivers	2000-02
Coslet, Bruce	Offensive Coordinator	2002
D		
Dahms, Tom	Defensive Line	1960-62
Davis, Butch	Defensive Line	1989-92
	Defensive Coordinator/	
	Linebackers	1993
	Defensive Coordinator	1994
DeHaven, Bruce	Special Teams	2003
Dimancheff, Boris (Babe)	Backfield	1960-61
Ditka, Mike	Receivers/Tight Ends	1973-74
	Special Teams/	
	Tight Ends	1975-76, 1980
	Special Teams/Receivers	1977-79, 1981
E		
Ecklund, Brad	Offensive Line	1960-61
	Defensive Line	1962-63
Eddy, Jim	Defensive Assistant	1993
	Linebackers	1994-95
Edwards, George	Linebackers	1998-01
Erkenbeck, Jim	Offensive Line	1987-88
F		
Ford, Robert	Tight Ends	1991-97
Franklin, Bobby	Defensive Backfield	1968-71
	Special Teams	1972
G		
Geis, Wayne "Buddy"	Quarterbacks	1998-99
	Offensive Nickel Package	2000
Gibbs, Gary	Linebackers	2002-03
Gillman, Sid	Special Assistant	1972
H		
Hackett, Paul	Offensive Coordinator/	
	Quarterbacks/Receivers	1986
	Offensive Coordinator/	
	Quarterbacks	1987-88
Hall, Galen	Running Backs	2002
Hart, Tommy	Defensive Ends	1996-97
Hickey, Howard (Red)	Offensive Ends	1964-65
Hoffman, Steve	Kickers/Quality Control	1989-03
Houck, Hudson	Offensive Line	1993-01
Hughes, Ed	Offensive Backfield	1973-74, 1976
	Quarterbacks/Receivers	1975
J		
Jeffcoat, Jim	Defensive Line Assistant	1998-99
	Defensive Ends	2000-03
Juraszek, Joe	Strength and Conditioning	1997-03
L		
Lavan, Al	Running Backs	1980-88
Lee, David	Offensive Assistant	2003
Lowry, Alan	Special Teams	1982-86
	Receivers	1987-88
	Special Teams/Tight Ends	1989
	Tight Ends	1990
M		
MacIntyre, Mike	Assistant Secondary	2003
Mackovic, John	Quarterbacks	1981-82
McNulty, John	Wide Receivers	2003
Meeks, Ron	Defensive Assistant	1991
Miles, Les	Tight Ends	1998-00
Myers, Jim	Offensive Line	1962-72
	Offensive Coordinator	1973-74
	Offensive Coordinator/	
	Offensive Line	1975-76
	Assistant Head Coach/	
	Offensive Line	1977-86
N		
Nolan, Dick	Defensive Backfield	1962-67
	Receivers	1982-85
	Defensive Backs	1986-90
P		
Painter, Dwain	Receivers	1998-99
Patterson, Andre	Defensive Tackles	2000-02
Payton, Sean	Assistant Head Coach/	
	Quarterbacks	2003
Pendergast, Clancy	Defensive Assistant/	
	Quality Control	1996-99
	Defensive Nickel Package	2000
	Defensive Backs	2001-02



ALL-TIME ROSTER

Assistant Coaches, cont.

R	
Reeves, Dan	Offensive Backfield1970-72, 1975 Special Teams Coach1974 Quarterbacks/Receivers1976 Offensive Coordinator/ Offensive Backs1977-79 Offensive Coordinator/ Quarterbacks/Receivers1980 Quarterbacks1997 Offensive Coordinator2000-01
Reilly, Jack	Passing Offense1968-72 Quarterbacks1989
Renfro, Ray	Offensive Assistant1998-99 Special Teams Assistant2000
Rhomer, Jerry	Defensive Tackles2003
Robinson, Tommie	Strength and Conditioning1973-75

S	
Seamon, Greg	Tight Ends2002
Shelton, Clarence	Running Backs1998-01
Shofner, Jim	Quarterbacks1983-85
Shula, Dave	Offensive Coordinator1989 Offensive Coordinator/ Quarterbacks1990 Defensive Assistant1992
Slowik, Bob	Offensive Assistant2000-01
Smith, Glenn	Special Teams1987-88
Solari, Mike	Tight Ends2003
Sparano, Tony	

Stallings, Gene	Defensive Backfield Coach1972-85
Stautner, Ernie	Defensive Line1966-72 Defensive Coordinator1973-74 Defensive Coordinator/ Defensive Line1975-88

T	
Tubbs, Jerry	Linebackers1966-88
Turner, Norv	Offensive Coordinator/ Quarterbacks1991-93

V	
Verducci, Frank	Offensive Line2002

W	
Wannstedt, Dave	Defensive Coordinator/ Linebackers1989-92 Strength and Conditioning1976-89
Ward, Bob	Offensive Line2003
Warhop, George	Quarterbacks2000-02
Wilson, Wade	Offensive Line1989-92
Wise, Tony	Strength and Conditioning1990-96

Z	
Zampese, Ernie	Offensive Coordinator1994-97
Zimmer, Mike	Defensive Assistant1994 Defensive Backs1995-99 Defensive Coordinator2000-03

PLAYERS

A	
50	Abrams, Bobby, LB, Michigan, 1992-93
21	Adams, David, RB, Arizona, 1987
76	Adams, Flozell, G/T, Michigan State, 1998-03
51/53	Adams, Keith, LB, Clemson, 2001-02
24	Adams, Vashone, S, Eastern Michigan, 1999
26	Adderley, Herb, CB, Michigan State, 1970-72
23	Adkins, Margene, WR, Henderson J.C., 1970-71
34	Agee, Tommie, FB, Auburn, 1990-94
8	Aikman, Troy, QB, UCLA, 1989-90
29	Akins, Chris, S, Arkansas-Pine Bluff, 1999-00
36	Albritton, Vince, S/LB, Washington, 1984-91
87	Alexander, Ray, WR, Florida A&M, 1988-89
63	Alford, Darnell, T, Boston College, 2002
31	Allen, Gary, RB, Hawaii, 1983-84
73	Allen, Larry, G/T, Sonoma State, 1994-03
19	Alworth, Lance, WR, Arkansas, 1971-72
96	Anderson, Antonio, DT, Syracuse, 1997-98
20	Anderson, Richie, FB, Penn State, 2003
66	Andrie, George, DE, Marquette, 1962-72
11	Ankrom, Scott, WR, Texas Christian, 1989
10/35	Armstrong, Jimmy, DB, Appalachian State, 1987
81	Armstrong, Tyji, TE, Mississippi, 1996
64	Arneson, Jim, C/G, Arizona, 1973-74
78	Asher, Bob, T, Vanderbilt, 1970
76	Aughtman, Dowe, OL, Auburn, 1984
89	Awalt, Rob, TE, San Diego St., 1990-91

B	
33 Babb, Gene, LB/RB, Austin College, 1960-61	36 Brinson, Larry, RB, Florida, 1977-79
53 Babinecz, John, LB, Villanova, 1972-73	77 Brock, Clyde, DT, Utah State, 1962-63
23 Bailey, Robert, CB, Miami, Fla., 1995	50 Brooks, Jamal, LB, Hampton, 2001-03
66 Baker, Jesse, DE, Jacksonville State, 1986	92 Brooks, Jermaine, DT, Arkansas, 2003
10 Baker, Jon, K, Arizona State, 1995	99 Brooks, Kevin, DT, Michigan, 1985-88
38 Baker, Sam, P/K, Oregon State, 1962-63	44 Brooks, Michael, S, No. Carolina St., 1990
62 Baldinger, Brian, OL, Duke, 1982-84, 1986-87	62 Brotzki, Bob, T, Syracuse, 1988
87 Banks, Gordon, WR, Stanford, 1985-87	79 Broughton, Willie, DT, Miami, Fla., 1989-90
80 Barksdale, Rod, WR, Arizona, 1987	33 Brown, Eric, DB, Savannah State, 1989
31 Barnes, Benny, DB, Stanford, 1972-82	59 Brown, Guy, LB, Houston, 1977-82
80 Barnes, Gary, WR, Clemson, 1963	24/34 Brown, Larry, CB, Texas Christian, 1991-95, 1998
56 Barnes, Reggie, LB, Oklahoma, 1995	31 Brown, Otto, DB, Prairie View, 1969
56 Barnes, Rodrigo, LB, Rice, 1973-74	59/50 Brownlow, Darrick, LB, Illinois, 1991, 1994
81 Bateman, Marv, P, Utah, 1972-74	88 Bryant, Antonio, WR, Pittsburgh, 2002-03
40 Bates, Bill, S, Tennessee, 1983-97	60 Brymer, Chris, C/G, Southern Cal, 1999
29 Bates, Michael, WR/KR, Arizona, 2003	22 Bullocks, Amos, RB, Southern Illinois, 1962-64
62 Batiste, Michael, DT/G, Tulane, 1995	15/89/82 Burbage, Cornell, WR, Kentucky, 1987-89
46 Baynham, Craig, RB, Georgia Tech, 1967-69	60 Burkett, Jackie, LB, Auburn, 1968-69
11 Belden, Bob, QB, Notre Dame, 1969-70	73 Burnette, Dave, T, Central Arkansas, 1987
	57 Burton, Ron, LB, North Carolina, 1987-89
	22 Butler, Bill, S, Tenn. Chattanooga, 1960



C

- 60 Caffey, Lee Roy, LB, Texas A&M, 1971
 86 Campbell, Dan, TE, Texas A&M, 2003
 57 Campos, Alan, LB, Louisville, 1996
 52 Cannon, Billy, LB, Texas A&M, 1984
 10 Cantrell, Barry, P, Fordham, 2000
 59 Capone, Warren, LB, Louisiana State, 1975
 18 Carano, Glenn, QB, Nevada-Las Vegas, 1977-83
 17 Carmichael, Harold, WR, Southern, 1984
 10 Carrell, Duane, P, Florida State, 1974
 91 Carson, Leonardo, DT, Auburn, 2003
 75 Carter, Jon, DT, Pittsburgh, 1989
 17 Carter, Quincy, QB, Georgia, 2001-03
 96/98 Carver, Shante, DE, Arizona State, 1994-97
 25 Case, Scott, S, Oklahoma, 1995
 75 Casillas, Tony, DT, Oklahoma, 1991-93, 1996-97
 23 Cason, Avelon, RB, Illinois State, 2003
 54 Cerqua, Marc, LB, Carson-Newman, 2001
 79 Cesario, Sal, G, Cal. Poly SLO, 1987
 35 Chancey, Robert, RB, no college, 1999
 85/89 Chandler, Thornton, TE, Alabama, 1986-89
 72 Cheek, Louis, OL, Texas A&M, 1990
 95 Chevrier, Randy, DT, McGill, 2001
 85 Chiaverini, Darrin, WR, Colorado, 2001
 72 Childress, Ray, DT, Texas A&M, 1996
 77 Cisowski, Steve, T, Santa Clara, 1987
 42 Clack, Darryl, RB, Arizona State, 1986-89
 83/17 Clark, Mike, K, Texas A&M, 1968-71, 1973
 73 Clark, Monte, T, Southern California, 1962
 37 Clark, Phil, DB, Northwestern, 1967-69
 82 Clarke, Frank, TE/WR, Colorado, 1960-67
 83 Clay, Hayward, TE, Texas A&M, 1998-99
 47 Clinscale, Dexter, S, South Carolina State, 1980, 1982-85
 52 Coakley, Dexter, LB, Appalachian State, 1997-03
 56 Cobb, Garry, LB, Southern California, 1988-89
 60 Cole, Larry, DL, Hawaii, 1968-80
 41 Coleman, Anthony, DB, Baylor, 1987
 93 Coleman, Kenyon, DE, UCLA, 2003
 44 Coleman, Lincoln, RB, Baylor, 1993-94
 86 Coleman, Ralph, LB, North Carolina A&T, 1972
 10 Collier, Reggie, QB, Southern Mississippi, 1986
 70 Collins, Javier, DT/T, Northwestern, 2001-03
 77 Colvin, Jim, DT, Houston, 1964-66
 61 Conaty, Bill, C, Virginia Tech, 2003
 31 Cone, Fred, K, Clemson, 1960
 54/53 Connelly, Mike, C, Utah State, 1960-67
 40 Conrad, Bobby Joe, WR, Texas A&M, 1969
 61 Cooper, Jim, OL, Temple, 1977-86
 33 Cooper, Reggie, LB, Nebraska, 1991
 68 Cornish, Frank, C, UCLA, 1992-94
 85 Cornwell, Fred, TE, Southern California, 1984-85
 57 Coryatt, Quentin, LB, Texas A&M, 1999
 84 Cosbie, Doug, TE, Santa Clara, 1979-88
 44/81 Courville, Vince, WR, Rice, 1987
 90 Crockett, Willis, LB, Georgia Tech, 1990
 85 Cronin, Gene, LB, Pacific, 1960
 3 Cundiff, Billy, K, Drake, 2002-03
 7 Cunningham, Randall, QB, Nevada-Las Vegas, 2000
 7 Cunningham, Richie, K, SW Louisiana, 1997-99
 62 Cvercko, Andy, G, Northwestern, 1961-62

D

- 81 Daniel, Tim, WR, Florida A&M, 1993
 45/21 Daniels, Dick, S, Pacific, Ore., 1966-68
 29 Dantzier, Woodrow, RB, Clemson, 2002
 87 Davis, Billy, WR, Pittsburgh, 1995-98
 89 Davis, Donnie, WR, Southern, 1962
 40 Davis, Keith, S, Sam Houston, 2002
 57 Davis, Kyle, C, Oklahoma, 1975
 77/99 Davis, Nathan, DT, Indiana, 1998-99
 88 Davis, Sonny, LB, Baylor, 1961
 35 Davis, Wendell, CB, Oklahoma, 1996-99
 26 Davison, Andrew, CB, Kansas, 2003
 5 Del Rio, Jack, LB, Southern California, 1989-91
 41 Dennis, Pat, CB, Louisiana-Monroe, 2001
 21 Dennison, Doug, RB, Kutztown State, 1974-78
 16 DeOssie, Steve, LB, Boston College, 1984-88
 83 Deters, Harold, K, No. Carolina State, 1967
 26 Dial, Buddy, WR, Rice, 1964-66
 64 Diaz, Jorge, G, Texas A&M-Kingsville, 2000
 51 Dickerson, Anthony, LB, Southern Methodist, 1980-84

- 71 Dickson, Paul, T, Baylor, 1960
 76 Diehl, John, DT, Virginia, 1965
 63 DiNapoli, Gennaro, C, Virginia Tech, 2003
 89 Ditka, Mike, TE, Pittsburgh, 1969-72
 86/21 Dixon, James, WR/RB, Houston, 1989-91
 24 Dixon, Tony, S, Alabama, 2001-03
 34 Doelling, Fred, S, Pennsylvania, 1960
 53 Donaldson, Ray, C, Georgia, 1995-96
 83 Donley, Doug, WR, Ohio State, 1981-84
 62 Donohue, Leon, G, Cal. State San Jose, 1965-67
 67 Donovan, Pat, T, Stanford, 1975-83
 83 Doran, Jim, WR, Iowa State, 1960-61
 33 Dorsett, Tony, RB, Pittsburgh, 1977-87
 79 Dorsey, Char-ron, T, Florida State, 2001-02
 34 Douglas, Merrill, RB, Utah, 1961
 30 Dowdle, Mike, RB/LB, Texas, 1960-62
 26 Downs, Michael, S, Rice, 1981-88
 86 Duckett, Kenny, WR, Wake Forest, 1985
 89 Dugan, Fred, WR, Dayton, 1960
 52 Duiban, Chris, LB, Texas, 1987
 37 Dunn, Perry Lee, RB, Mississippi, 1964-65
 45 Dupre, L.G., RB, Baylor, 1960-61
 89 DuPree, Billy Joe, TE, Michigan State, 1973-83
 78 Dutton, John, DL, Nebraska, 1979-86
 71 Dwyer, Mike, DT, Massachusetts, 1987

E

- 42 Easmon, Ricky, DB, Florida, 1985
 79/77 East, Ron, DT, Montana State, 1967-70
 52 Edwards, Dave, LB, Auburn, 1963-75
 58 Edwards, Dixon, LB, Michigan State, 1991-95
 81/87 Edwards, Kelvin, WR, Liberty, 1987-88
 27 Edwards, Mario, CB, Florida State, 2000-03
 52 Eidson, Jim, G/C, Mississippi State, 1976
 96 Ekuban, Ebenezer, DE, North Carolina, 1999-03
 53 Elam, Onzy, LB, Tennessee State, 1989
 2 Elliott, Lin, K, Texas Tech, 1992-93
 98 Ellis, Greg, DE, North Carolina, 1998-03
 92 Evans, Demetric, DE, Georgia, 2001-02
 31/27 Everett, Thomas, S, Baylor, 1992-93

F

- 63 Falls, Mike, G, Minnesota, 1960-61
 27 Fellows, Ron, CB, Missouri, 1981-86
 54 Fieldings, Anthony, LB, Morningside College, 1995
 97 Fields, Aaron, DE, Troy State, 2000
 10 Filipovic, Filip, P, South Dakota, 2002
 46 Fishback, Joe, S, Carson-Newman, 1993-94
 73 Fisher, Ray, T, Eastern Illinois, 1960
 62 Fitzgerald, John, C, Boston College, 1971-80
 55 Flaherty, Harry, LB, Holy Cross, 1987
 63 Flannery, John, G, Syracuse, 1996-97
 82 Fleming, Cory, WR, Tennessee, 1994-95
 45 Flowers, Richmond, S, Tennessee, 1969-71
 80/83 Folkins, Lee, TE, Washington, 1962-64
 85 Folsom, Steve, TE, Utah, 1987-90
 80 Fontenot, Chris, TE, McNeese State, 2000
 80 Ford, Bernard, WR, Central Florida, 1989
 46 Fowler, Todd, FB, Stephen F. Austin, 1985-88
 38 Francis, Ron, CB, Baylor, 1987-90
 32 Frankhauser, Tom, CB, Purdue, 1960-61
 76 Frank, Bill, T, Colorado, 1964
 23 Frazier, Derrick, CB, Texas A&M, 1996
 71 Frederick, Andy, T, New Mexico, 1977-81
 69/66 Fricke, Ben, G/C, Houston, 1999-01
 90 Frisch, Byron, DE, BYU, 2001
 15 Fritsch, Toni, K, Vienna, Austria, 1971-73, 1975
 79 Frost, Ken, DT, Kentucky, 1961-62
 75 Fry, Bob, T, Kentucky, 1960-64
 84 Fugett, Jean, TE, Amherst, 1972-75

G

- 80 Gadsden, Oronde, WR, Winston-Salem, 1995
 27 Gaechter, Mike, S, Oregon, 1962-69
 39 Gainer, Derrick, RB, Florida A&M, 1992-93
 89 Galbraith, Scott, TE, Southern California, 1993-94, 1997
 4 Galloway, Joey, WR, Ohio State, 2000-03
 29 Gant, Kenneth, CB, Albany St., 1990-94
 61 Garmon, Kelvin, G, Baylor, 2000-02
 17 Garrett, Jason, QB, Princeton, 1993-99
 32 Garrison, Walt, RB, Oklahoma State, 1966-74
 80 Gay, Everett, WR, Texas, 1988



ALL-TIME ROSTER

PLAYERS

35 **Gent, Pete**, WR/TE, Michigan State, 1964-68
 67/63 **Gesek, John**, G, Cal. St.-Sacramento, 1990-93
 11 **Gibbs, Sonny**, QB, Texas Christian, 1963
 63 **Gibson, Aaron**, T, Wisconsin, 2001-02
 83 **Glenn, Terry**, WR, Ohio State, 2003
 97 **Glover, La Roi**, DT, San Diego State, 2002-03
 56 **Godfrey, Randall**, LB, Georgia, 1996-99
 66 **Gogan, Kevin**, T, Washington, 1987-93
 76 **Gonzaga, John**, DE, No college, 1960
 9 **Gonzalez, Daniel**, QB, East Carolina, 1998
 83 **Gonzalez, Leon**, WR, Bethune, Cookman, 1985
 23 **Goodrich, Dwayne**, CB, Tennessee, 2000-02
 44 **Gowdy, Cornell**, DB, Morgan State, 1986
 4 **Gowin, Toby**, P, North Texas, 1997-99, 2003
 71 **Granger, Charlie**, T, Southern, 1961
 28 **Granger, Norm**, RB, Iowa, 1984
 56 **Grant, Orantes**, LB, Georgia, 2000-01
 58 **Grau, Jeff**, LS, UCLA, 2002
 29/48 **Green, Alex**, CB, Indiana, 1987
 61 **Green, Allen**, P/K, Mississippi, 1961
 34 **Green, Cornell**, DB, Utah State, 1962-74
 79 **Gregg, Forrest**, G/T, Southern Methodist, 1971
 77 **Gregory, Bill**, DL, Wisconsin, 1971-77
 21 **Gregory, Glynn**, WR/DB, Southern Methodist, 1961-62
 64 **Grottkau, Bob**, G, Oregon, 1961
 65 **Gurode, Andre**, G/C, Colorado, 2002-03
 60 **Guy, Buzz**, G, Duke, 1960

H
 64 **Hagen, Halvor**, C/G, Weber State, 1969-70
 94 **Haley, Charles**, DE, James Madison, 1992-96
 38 **Hall, Chris**, S, East Carolina, 1993
 55 **Hall, Lemanski**, LB, Alabama, 1999
 54 **Hambrick, Darren**, LB, South Carolina, 1998-01
 35/42 **Hambrick, Troy**, RB, Savannah State, 2000-03
 40 **Hamel, Dean**, DT, Tulsa, 1989-90
 52 **Hansen, Wayne**, LB, Texas Wesleyan, 1960
 54 **Hardy, Darryl**, LB, Tennessee, 1995, 1997
 51 **Hardy, Kevin**, LB, Illinois, 2002
 80/82 **Harper, Alvin**, WR, Tennessee, 1991-94, 1999
 50 **Harper, Dave**, LB, Humboldt State, 1990
 24 **Harper, Roger**, S, Ohio State, 1996
 43 **Harris, Cliff**, S, Ouachita, 1970-79
 86 **Harris, Duriel**, WR, New Mexico State, 1984
 88 **Harris, Jackie**, TE, Northeast Louisiana, 2000-01
 40 **Harris, Jim**, S, Oklahoma, 1961
 80 **Harris, Rod**, WR, Texas A&M, 1990
 38 **Hawthorne, Duane**, CB, Northern Illinois, 1999-02
 22 **Hayes, Bob**, WR, Florida A&M, 1965-74
 33 **Hayes, Wendell**, RB, Humboldt State, 1963
 27 **Haynes, Tommy**, S, Southern California, 1987
 56 **Hays, Harold**, LB, Southern Mississippi, 1963-67
 62/78 **Healy, Don**, DT, Maryland, 1960-61
 69 **Hegamin, George**, T, North Carolina State, 1994-97
 58 **Hegman, Mike**, LB, Tennessee State, 1976-88
 11 **Heinrich, Don**, QB, Washington, 1960
 62/70 **Hellestrae, Dale**, OL, Southern Methodist, 1990-00
 58 **Hemsley, Nate**, LB, Syracuse, 1997-99
 56 **Henderson, Thomas**, LB, Langston, 1975-79
 58/50 **Hendrickson, Steve**, LB, California, 1989
 45 **Hendrix, Manny**, CB, Utah, 1986-91
 85 **Hendrix, Tim**, TE, Tennessee, 1987
 92 **Hennings, Chad**, DT, Air Force, 1992-00
 76 **Herschman, Bill**, DT, Texas Tech, 1960-61
 1 **Herrera, Efren**, G, UCLA, 1974, 1976-77
 81 **Hervey, Edward**, WR, Southern Cal, 1995
 21 **Higgs, Mark**, RB, Kentucky, 1988
 32 **Highsmith, Alonzo**, FB, Miami, Fla., 1990-91
 9 **Hilbert, Jon**, K, Louisville, 2001
 31 **Hill, Bill**, CB, Rutgers, 1987
 35 **Hill, Calvin**, RB, Yale, 1969-74
 25 **Hill, Rod**, CB, Kentucky State, 1982-83
 80 **Hill, Tony**, W/R, Stanford, 1977-86
 60/50 **Hill, Tony**, DE, Tenn. Chattanooga, 1991-92
 16 **Hodge, Damon**, WR, Alabama State, 2000
 10 **Hodson, Tommy**, QB, Louisiana State, 1994
 13 **Holloway, Gary**, CB, Central Michigan, 1980-85
 24 **Holloway, Johnny**, CB, Kansas, 1986
 47 **Holmes, Clayton**, CB, Carson-Newman, 1992-95
 30 **Holt, Issiac**, CB, Alcorn State, 1989-92

24 **Homan, Dennis**, WR, Alabama, 1968-70
 9 **Hoopes, Mitch**, P, Arizona, 1975
 20 **Horton, Ray**, S, Washington, 1989-92
 67 **Houser, John**, C/G, Redlands, 1960-61
 86 **Houston, Bill**, WR, Jackson State, 1974
 21 **Howard, Carl**, CB, Rutgers, 1984
 99 **Howard, David**, LB, Cal. St. Long Beach, 1989-90
 81 **Howard, Percy**, WR, Austin Peay, 1975
 87 **Howard, Ron**, TE, Seattle, 1974-75
 54 **Howley, Chuck**, LB, West Virginia, 1961-73
 81 **Howton, Bill**, WR, Rice, 1960-63
 51 **Hyem, Lynn**, C/G, Cal. St. Long Beach, 1962-63
 49 **Huggins, Johnny**, TE, Alabama State, 2001
 42 **Hughes, Randy**, S, Oklahoma, 1975-80
 32 **Hughes, Tyrone**, CB, Nebraska, 1998
 11 **Humphrey, Buddy**, QB, Baylor, 1961
 79 **Hunt, John**, G/T, Florida, 1984
 34 **Hunter, Monty**, S, Salem, 1982
 47 **Hunter, Pete**, CB, Virginia Union, 2002-03
 52/58 **Hurd, Jeff**, LB, Kansas State, 1987
 40 **Hurt, Eric**, CB, Cal. State San Jose, 1980
 66 **Husmann, Ed**, DT, Nebraska, 1960
 59 **Hutcherson, Ken**, LB, Livingston State, 1974
 7 **Hutchinson, Chad**, QB, Stanford, 2002-03
 57/55 **Huther, Bruce**, LB, New Hampshire, 1977-80, 1983
 66 **Hutson, Tony**, G, N.E. Oklahoma St., 1996-99

I
 88 **Irvin, Michael**, WR, Miami, Fla., 1988-99
 60 **Isbell, Joe Bob**, G, Houston, 1962-65
 81 **Ismail, Raghib**, WR, Notre Dame, 1999-01

J
 71 **Jackson, Al**, G, Louisiana State, 2000-01
 32 **Jackson, Tim**, S, Nebraska, 1989
 83 **Jackson, Willie**, WR, Florida, 1994
 56 **James, Bradie**, LB, Louisiana State, 2003
 80 **James, Cedric**, WR, Texas Christian, 2003
 53 **Jax, Garth**, LB, Florida State, 1986-88
 77 **Jeffcoat, Jim**, DE, Arizona State, 1983-94
 81 **Jeffers, Patrick**, WR, Virginia, 1998
 84 **Jennings, Keith**, TE, Clemson, 1989
 37 **Jensen, Jim**, RB, Iowa, 1976
 19 **Jett, John**, P, East Carolina, 1993-96
 62 **Johnson, Al**, C, Wisconsin, 2003
 86 **Johnson, Butch**, WR, Calif.-Riverside, 1976-83
 23 **Johnson, Mike**, CB, Kansas, 1966-69
 64 **Johnson, Mitch**, G, UCLA, 1965
 29 **Johnson, Undra**, RB, West Virginia, 1989
 91 **Johnson, Walter**, DT, Pittsburgh, 1987
 48 **Johnston, Daryl**, FB, Syracuse, 1989-99
 51 **Jones, Dale**, LB, Tennessee State, 1987
 39 **Jones, E.J.**, RB, Kansas, 1987
 72 **Jones, Ed**, DE, Tennessee State, 1974-78, 1980-89
 23 **Jones, James**, RB, Mississippi State, 1980-82, 1984-85
 25 **Jones, Jermaine**, CB, Northwestern State (LA), 2002
 97 **Jones, Jimmie**, DL, Miami, Fla., 1990-93
 55 **Jones, Robert**, LB, East Carolina, 1992-95
 55 **Jordan, Lee Roy**, LB, Alabama, 1963-76

K
 20 **Kaiser, Jason**, S, Culver-Stockton, 1999
 57 **Keller, Mike**, LB, Michigan, 1972
 60 **Kennard, Derek**, G, Nevada-Reno, 1994-96
 68 **Ker, Crawford**, G, Florida, 1985-90
 60 **Killian, Gene**, G, Tennessee, 1974
 50 **Kiner, Steve**, LB, Tennessee, 1970
 67 **King, Angelo**, LB, South Carolina State, 1981-83
 63 **Kiselak, Michael**, C/G, Maryland, 1988-99
 73 **Kitson, Syd**, G, Wake Forest, 1984
 79 **Klein, Dick**, T, Iowa, 1960
 4 **Knorr, Micah**, P, Utah State, 2000-02
 18 **Kosar, Bernie**, QB, Miami, Fla., 1993
 35 **Kowalczyk, Walt**, RB, Michigan State, 1960
 9 **Kupp, Craig**, QB, Pacific-Lutheran, 1991
 67 **Kupp, Jake**, G, Washington, 1964-65
 25 **Kyle, Aaron**, CB, Wyoming, 1976-79



L

- 89 LaFleur, David, TE, Louisiana State, 1997-00
 35 Laidlaw, Scott, RB, Stanford, 1975-79
 38 Lang, David, RB, Northern Arizona, 1995
 41 Larrimore, Kareem, CB, West Texas A&M, 2000-01
 15 Laufenberg, Babe, QB, Indiana, 1989-90
 25 Lassic, Derrick, RB, Alabama, 1993-94
 29 Lavette, Robert, RB, Georgia Tech, 1985-87
 66 Lawless, Burton, G, Florida, 1975-79
 16 Leaf, Ryan, QB, Washington State, 2001
 14 LeBaron, Eddie, QB, Pacific, 1960-63
 68 Lehr, Matt, C/G, Virginia Tech, 2001-03
 34 Lester, Tim, FB, Eastern Kentucky, 1999
 78 Lett, Leon, DL, Emporia State, 1991-00
 50 Lewis, D.D., LB, Mississippi State, 1968, 1970-81
 23 Lewis, Woodley, WR, Oregon, 1960
 64/67 Lilja, George, C, Michigan, 1987
 74 Lilly, Bob, DL, Texas Christian, 1961-74
 97 Lilly, Kevin, DT, Tulsa, 1989
 72/64 Liscio, Tony, T, Tulsa, 1963-64, 1966-71
 20 Livingston, Bruce, DB, Arkansas Tech, 1987
 41 Livingston, Warren, CB, Arizona, 1961-66
 35 Lockett, J.W., RB, Central Oklahoma, 1961-62
 56 Lockhart, Eugene, LB, Houston, 1984-90
 25 Logan, Obert, S, Trinity Tex., 1965-66
 56 Long, Bob, LB, UCLA, 1962
 19 Longley, Clint, QB, Abilene Christian, 1974-75
 18 Lothridge, Billy, P/OB, Georgia Tech, 1964
 84/86 Lucky, Mike, TE, Arizona, 1999-02

M

- 58 Mackey, Louis, LB, Akron, 2001-02
 51 Manders, Dave, C, Michigan State, 1964-66, 1968-74
 22 Manning, Wade, CB, Ohio State, 1979
 31 Marion, Brock, S, Nevada-Reno, 1993-97
 21 Marsh, Amos, RB, Oregon State, 1961-64
 79 Martin, Harvey, DE, East Texas State, 1973-83
 34 Martin, Jamar, FB, Ohio State, 2002-03
 83 Martin, Kelvin, WR, Boston College, 1987-92, 1996
 67 Maryland, Russell, DT, Miami, Fla., 1991-95
 25 Mathews, Ray, WR, Clemson, 1960
 23 Mathis, Kevin, CB, Texas A&M-Commerce, 1997-99
 99 McCormack, Hurvin, DT, Indiana, 1994-98
 70 McCreary, Bob, T, Wake Forest, 1961
 80 McDaniels, David, WR, Mississippi Valley, 1968
 14 McDonald, Paul, QB, Southern California, 1986-87
 25 McDonald, Tommy, WR, Oklahoma, 1964
 79 McFadden, Marques, T, Arizona, 2002
 83 McGarity, Wane, WR, Texas, 1999-01
 82 McGee, Tony, TE, Michigan, 2002-03
 62 McIlhenny, Don, RB, Southern Methodist, 1960-61
 90 McIntosh, Todd, DT, Florida State, 1994
 67 McIver, Everett, G, Elizabeth City State, 1998-99
 36 McKie, Jason, FB, Temple, 2002
 66 McKinney, Jeremy, G/T, Iowa, 2002
 55 McKinnon, Dennis, WR, Florida St., 1990
 62 McKnight, James, WR, Liberty, 1999-00
 52 McLean, Scott, LB, Florida State, 1983
 47 McNeil, Ryan, CB, Miami, Fla., 2000
 35 McSwain, Chuck, RB, Clemson, 1983-84
 70 Memmelaar, Dale, G, Wyoming, 1962-63
 17 Meredith, Don, QB, Southern Methodist, 1960-68
 78 Meyers, John, DT, Washington, 1962-63
 83 Mickey, Joey, TE, Oklahoma, 1993
 7 Millen, Hugh, QB, Washington, 1993
 3 Miller, Anthony, WR, Tennessee, 1997
 3 Miller, Jim, P, Mississippi, 1983-84
 85 Mills, Ernie, WR, Florida, 1998-99
 72 Missouri, Dwayne, DE, Northwestern, 2001
 34 Mitchell, Aaron, CB, Nevada-Las Vegas, 1979-80
 82 Mitchell, Johnny, TE, Nebraska, 1996
 27 Mobley, Singor, S, Washington State, 1997-99
 47 Moegle, Dick, S, Rice, 1961
 23 Montgomery, Mike, RB/WR, Kansas State, 1972-73
 24 Moity, Jim, CB, Arkansas, 1960
 37 Morgan, Dennis, RB, Western Illinois, 1974
 14 Morton, Craig, CB, California, 1965-74
 80 Murchison, Ola Lee, WR, Pacific, 1961
 3 Murray, Eddie, K, Tulane, 1993, 1999
 29 Murrell, Adrian, RB, West Virginia, 2003
 29 Myers, Greg, S, Colorado State, 2000

- 94 Myers, Michael, DL, Alabama, 1998-03
 98 Myles, Godfrey, LB, Florida, 1991-96
 62 Myslinski, Tom, G/C, Tennessee, 1999

N

- 73 Neely, Ralph, G/T, Oklahoma, 1965-77
 39 Neufeld, Ryan, FB, UCLA, 1999
 44 Newhouse, Robert, FB, Houston, 1972-83
 41 Newman, Terence, CB, Kansas State, 2003
 30 Newsome, Timmy, RB, Winston-Salem, 1980-88
 67/61 Newton, Nate, G/T, Florida A&M, 1986-98
 59 Nguyen, Dat, LB, Texas A&M, 1999-03
 76 Niland, John, G, Iowa, 1966-74
 60 Nix, John, DT, Southern Miss, 2001-02
 73 Noble, Brandon, DT, Penn State, 1999-02
 25 Nolan, Dick, S, Maryland, 1962
 73 Noonan, Danny, DL, Nebraska, 1987-92
 84 Norman, Pettis, TE, J.C. Smith, 1962-70
 25 Norton, Jerry, S, Southern Methodist, 1962
 51 Norton, Ken, LB, UCLA, 1988-93
 84 Novacek, Jay, TE, Wyoming, 1990-96
 76 Nutting, Ed, T, Georgia Tech, 1963
 61 Nye, Blaine, G, Standord, 1968-76

O

- 90 Ogbogu, Eric, DE, Maryland, 2003
 82 Ogden, Jeff, WR, Eastern Washington, 1998-99
 54 O'Neil, Keith, LB, Northern Arizona, 2003
 62 Oswald, Paul, G, Kansas, 1988
 76 Otto, Bob, DL, Idaho State, 1986
 20 Overton, Jerry, S, Utah, 1963
 31 Owens, Billy, DB, Pittsburgh, 1988

P

- 62 Page, Craig, C, Georgia Tech, 2000
 77 Page, Solomon, G/T, West Virginia, 1999-02
 26 Palmer, Paul, RB, Temple, 1989
 21 Parks, Billy, WR, Cal. St. Long Beach, 1972
 62 Parrish, James, T, Temple, 1993-94
 56 Patera, Jack, LB, Oregon, 1960-61
 43 Patterson, Elvis, CB, Kansas, 1993
 88 Pearson, Drew, WR, Tulsa, 1973-83
 26 Pearson, Preston, RB, Illinois, 1975-80
 9 Peete, Rodney, QB, Southern California, 1994
 6 Pelluer, Steve, QB, Washington, 1984-88
 59 Penn, Jesse, LB, Virginia Tech, 1985-87
 22 Peoples, George, RB, Auburn, 1982
 33 Percival, Mac, K, Texas Tech, 1974
 43 Perkins, Don, RB, New Mexico, 1961-68
 92 Perkins, Ray, DE, Virginia, 1987
 79 Perryman, Robert, FB, Michigan, 1990
 65 Petersen, Kurt, G, Missouri, 1980-85
 58 Peterson, Calvin, LB, UCLA, 1974-75
 81 Phillips, Kirk, WR, Tulsa, 1984
 33 Pinder, Cyril, RB, Illinois, 1973
 97 Pittman, Kavika, DE, McNeese St., 1996-99
 73 Ploeger, Kurt, DL, Gustavus Adolphus, 1986
 62 Poimboeuf, Lance, K, Southwest Louisiana, 1963
 97 Ponder, David, DT, Florida State, 1985
 86 Porterfield, Garry, DE, Tulsa, 1965
 81 Powe, Karl, WR, Alabama State, 1985-86
 25 Powell, Jemeel, CB, California, 2003
 73 Pozderac, Phil, T, Notre Dame, 1982-87
 89 Price, Jim, TE, Stanford, 1993
 52 Pruitt, Mickey, LB, Colorado, 1991-92
 75 Pugh, Jethro, DT, Elizabeth City, 1965-78
 61 Putnam, Duane, G, Pacific, 1960

Q

- 11 Quinn, Mike, QB, Stephen F. Austin, 1998-99

R

- 64 Rafferty, Tom, G/C, Penn State, 1976-89
 87 Rambo, Ken-Yon, WR, Ohio State, 2001-02
 80 Randall, Tom, G, Iowa State, 1976
 88 Randell, Sonny, WR, Virginia, 1968
 82 Reece, Beasley, CB/WR, North Texas, 1976
 68 Reese, Guy, DT, Southern Methodist, 1962-63
 43 Reese, Izell, S, Alabama-Birmingham, 1986-01
 30 Reeves, Dan, RB/OB, South Carolina, 1995-72
 20 Renfro, Mel, DB/RB, Oregon, 1964-77
 82 Renfro, Mike, WR, Texas Christian, 1984-87



ALL-TIME ROSTER

PLAYERS

19 **Rentzel, Lance**, WR, Oklahoma, 1967-70
 76 **Reynolds, Jerry**, T, Nevada-Las Vegas, 1994
 13 **Rheme, Jerry**, QB, Tulsa, 1965-68
 27 **Richards, Curvin**, RB, Pittsburgh, 1991-92
 83 **Richards, Golden**, WR, Hawaii, 1973-78
 70 **Richards, Howard**, G/T, Missouri, 1981-86
 31 **Richardson, Gloster**, WR, Jackson State, 1971
 88 **Ridgway, Colin**, P/K, Lamar Tech, 1965
 42 **Ridlon, Jim**, S, Syracuse, 1963-64
 30 **Riley, Earl**, S, Washington State, 2000
 12 **Roach, John**, QB, Southern Methodist, 1964
 87 **Roberts, Alfredo**, TE, Miami, Fla., 1991-92
 85 **Robinson, Jeff**, TE, Idaho, 2002-03
 45 **Robinson, Larry**, RB, Tennessee, 1973
 56 **Roe, Bill**, LB, Colorado, 1980
 50 **Rohrer, Jeff**, LB, Yale, 1982-87
 9 **Romo, Tony**, QB, Eastern Illinois, 2003
 56 **Roper, John**, LB, Texas A&M, 1993
 20/21 **Ross, Derek**, CB, Ohio State, 2002-03
 36 **Ross, Dominique**, RB, Valdosta State, 1995-96
 68 **Ross, Oliver**, T, Iowa State, 1998
 8 **Rucker, Reggie**, WR, Boston University, 1970-71
 9 **Ruzek, Roger**, K, Weber State, 1987-89

S

87 **Saldi, Jay**, TE, South Carolina, 1976-82
 89 **Salonen, Brian**, TE/LB, Montana, 1984-85
 26 **Sanchez, Jeff**, CB, Tulane, 2003
 70 **Sandeman, Bill**, DT, Pacific, 1966
 21 **Sanders, Deion**, CB/WR, Florida State, 1995-99
 80 **Santiago, O.J.**, TE, Kent, 2000
 39 **Sargent, Broderick**, FB, Baylor, 1989
 8 **Sawyer, Buzz**, P, Baylor, 1987
 4 **Saxon, Mike**, P, San Diego St., 1985-92
 68 **Scarlett, Noel**, DT, Langston, 2000
 78 **Schaum, Greg**, DE, Michigan State, 1976
 65 **Schoenke, Ray**, T, Southern Methodist, 1963-64
 66 **Schultz, Chris**, T, Arizona, 1983, 1985
 52 **Schwartz, Jim**, LB, Purdue, 1994-96
 77 **Scifres, Steve**, OL, Wyoming, 1997
 47 **Scott, Chuck**, WR, Vanderbilt, 1987
 85 **Scott, Darnay**, WR, San Diego State, 2002
 68 **Scott, Herb**, G, Virginia Union, 1975-84
 35 **Scott, Kevin**, RB, Stanford, 1989
 21/38 **Scott, Lynn**, S, Northwestern Oklahoma, 2001-03
 52 **Scott, Sean**, LB, Maryland, 1988
 22 **Scott, Victor**, DB, Colorado, 1984-88
 10 **Secules, Scott**, QB, Virginia, 1988
 6 **Seder, Tim**, K, Ashland, 2000-01
 88 **Sellers, Ron**, WR, Florida State, 1972
 1 **Septien, Rafael**, K, Southwest Louisiana, 1978-86
 58 **Shanley, Scott**, LB, Nebraska, 2003
 94/53 **Shannon, Randy**, LB, Miami, Fla., 1989-90
 52 **Shaw, Robert**, C, Tennessee, 1979-81
 67 **Shearin, Joe**, C, Texas, 1987
 87/82 **Shepard, Derrick**, WR, Oklahoma, 1989-91
 86 **Sherer, Dave**, P, Southern Methodist, 1960
 86 **Sherrard, Mike**, WR, UCLA, 1986
 63 **Shields, Joe**, OL, Portland State, 1987
 50 **Shiver, Clay**, C, Florida State, 1996-98
 46/25 **Shy, Les**, RB, Cal. St. Long Beach, 1966-69
 62 **Simmons, Cleo**, TE, Jackson State, 1983
 53 **Simmons, Dave**, LB, Georgia Tech, 1968
 53 **Simmons, Victor**, LB, Central State, Ohio, 1987
 51 **Singleton, Al**, LB, Temple, 2003
 65 **Slaton, Tony**, G, Southern Cal., 1990
 42 **Smagala, Stan**, DB, Notre Dame, 1990-91
 60 **Smerek, Don**, DL, Nevada-Reno, 1981-87
 93 **Smith, Artie**, DT, Louisiana Tech, 1998
 59 **Smith, Darrin**, LB, Miami, Fla., 1993-96
 75/79 **Smith, Daryle**, T, Tennessee, 1987-88
 39 **Smith, Donald**, S, Liberty, 1991
 22 **Smith, Emmitt**, RB, Florida, 1990-92
 24 **Smith, J.D.**, RB, No. Carolina A&T, 1965-66
 81 **Smith, Jackie**, TE, Northwest Louisiana, 1978
 64 **Smith, Jim Ray**, G/T, Baylor, 1963-64
 82 **Smith, Jimmy**, WR, Jackson State, 1992
 26 **Smith, Kevin**, CB, Texas A&M, 1992-99
 57 **Smith, Myron**, LB, Louisiana Tech, 1998
 67 **Smith, Sean**, DT, Grambling, 1989
 36 **Smith, Tarik**, RB, California, 1998-99
 33 **Smith, Timmy**, RB, Texas Tech, 1990
 85 **Smith, Tody**, DL, Southern California, 1971-72

57 **Smith, Vinson**, LB, East Carolina, 1990-92, 1997
 86 **Smith, Waddell**, WR, Kansas, 1984
 87 **Smith, Zuriel**, WR, Hampton, 2003
 18 **Snyder, Loren**, QB, Northern Colorado, 1987
 54 **Solomon, Jesse**, LB, Florida State, 1989-90
 46 **Solomon, Roland**, S, Utah, 1980
 45 **Solwold, Mike**, TE, Wisconsin, 2001
 20 **Sparks, Phillip**, CB, Arizona State, 2000
 90 **Spellman, Alonzo**, DT, Ohio State, 1999-00
 80 **Spivey, Sebron**, WR, Southern Illinois, 1987
 55 **Spradlin, Danny**, LB, Tennessee, 1981-82
 20 **Spring, Ron**, RB, Ohio State, 1979-84
 65 **Stalls, Dave**, DE, Northern Colorado, 1977-79
 12 **Staubach, Roger**, QB, Navy, 1969-79
 55 **Steele, Markus**, LB, Southern California, 2001-03
 81/82 **Steele, Robert**, WR, Northern Alabama, 1978
 79/77 **Stephens, Larry**, DE, Texas, 1963-67
 70/53 **Stepnoski, Mark**, G/C, Pittsburgh, 1989-94, 1999-01
 28 **Stewart, Curtis**, RB, Auburn, 1989
 64 **Stewart, Daleroy**, DT, Southern Miss, 2002-03
 40 **Stiger, Jim**, RB, Washington, 1963-65
 83 **Still, Bryan**, WR, Virginia Tech, 1999
 56 **Stincic, Tom**, LB, Michigan, 1969-71
 5 **Stoerner, Clint**, QB, Arkansas, 2000-02
 31 **Stokes, Sim**, WR, Northern Arizona, 1967
 65 **Stone, Ron**, T, Boston College, 1993-95
 18 **Stout, Cliff**, QB, Youngstown St., 1990-91
 24 **Stoutmire, Omar**, S, Fresno State, 1987-98
 82 **Stowe, Otto**, WR, Iowa State, 1973
 96 **Stubbs, Daniel**, DE, Miami, Fla., 1990-91
 30 **Studstill, Darren**, S, West Virginia, 1994
 90 **Sturgis, Oscar**, DE, North Carolina, 1995
 40 **Strayhorn, Les**, RB, East Carolina, 1973-74
 55 **Strickland, Fred**, LB, Purdue, 1996-98
 87 **Stynchula, Andy**, DE, Penn State, 1968
 45 **Sualua, Nicky**, FB, Ohio State, 1997-98
 72 **Sullivan, Mike**, T, Miami, Fla., 1991
 51/57 **Swan, Russ**, LB, Virginia, 1987
 19 **Sweeney, Kevin**, QB, Cal. St. Fresno, 1987-88
 80 **Swinton, Reggie**, WR, Murray State, 2001-03

T

71/72 **Talbert, Don**, DE/OT, Texas, 1962, 1965, 1971
 25 **Tautalatasi, Junior**, RB, Washington State, 1989
 36 **Taylor, Tony**, RB, Northwestern Louisiana, 2001
 30/31 **Teague, George**, S, Alabama, 1996, 1998-01
 99 **Tennell, Derek**, TE, UCLA, 1992
 27 **Thomas, Bill**, RB, Boston College, 1972
 32 **Thomas, Blair**, RB, Penn State, 1994
 51 **Thomas, Broderick**, LB, Nebraska, 1996-98
 41 **Thomas, Dave**, CB, Tennessee, 1993-94
 33 **Thomas, Duane**, RB, West Texas State, 1970-71
 37 **Thomas, Ike**, CB, Bishop, 1971
 59/44 **Thomas, Robert**, LB/FB, Henderson State, 1998-02
 67 **Thompson, Broderick**, G, Kansas, 1985
 77 **Thornton, Bruce**, DL, Illinois, 1979-81
 32 **Thurman, Dennis**, DB, Southern California, 1978-85
 59 **Timmer, Kirk**, LB, Montana State, 1987
 98 **Tippins, Ken**, LB, Middle Tennessee St., 1989
 63 **Tlensor, Glen**, G, Brigham Young, 1981-86, 1988
 53/50 **Tolbert, Brandon**, LB, Georgia, 1998-00
 62/92 **Tolbert, Tony**, DL, Texas-E Paso, 1989-97
 67 **Toomay, Pat**, DE, Vanderbilt, 1970-74
 71 **Townes, Willie**, DE, Tulsa, 1966-68
 27 **Tremble, Greg**, S, Georgia, 1995
 78 **Truax, Billy**, TE, Louisiana State, 1971-73
 50 **Subbs, Jerry**, LB, Oklahoma, 1960-67
 87 **Tucker, Jason**, WR, Texas Christian, 1999-00
 69 **Tucker, Ross**, G, Princeton, 2002
 77 **Tucker, Torin**, T, Southern Mississippi, 2003
 71 **Tuinei, Mark**, OT/DL, Hawaii, 1983-97
 57 **Turner, Jimmie**, LB, Presbyterian, 1984

U

93 **Ulufale, Mike**, DT, Brigham Young, 1996
 91 **Underwood, Dimitrios**, DL, Michigan State, 2000-01

V

91 **Vanderbeek, Matt**, LB/DE, Michigan State, 1993-94
 30 **Van Raaphorst, Dick**, K, Ohio State, 1964
 37 **Vaughn, Lee**, DB, Wyoming, 1997
 76 **Vinegrad, Alan**, OL, E. Texas St., 1991-92
 11 **Villanueva, Danny**, P/K, New Mexico State, 1965-67
 78 **Vollers, Kurt**, T, Notre Dame, 2002-03



W

- 95 **Walen, Mark**, DT, UCLA, 1987-88
 67 **Walker, Gary**, OL, Boston University, 1987
 34 **Walker, Herschel**, RB, Georgia, 1986-89, 1996-97
 57 **Walker, Louie**, LB, Colorado State, 1974
 57 **Walker, Malcolm**, C, Rice, 1966-69
 71 **Wallace, Rodney**, G/T, New Mexico, 1971-73
 24 **Walls, Everson**, CB, Grambling, 1981-89
 3 **Walsh, Steve**, QB, Miami, Fla., 1989-90
 59 **Walter, Mike**, LB, Oregon, 1983
 71 **Walter, Tyson**, OL, Ohio State, 2002-03
 78 **Walton, Bruce**, G, UCLA, 1973-75
 89 **Ware, Derek**, TE, Central Oklahoma, 1996
 42 **Warren, Chris**, RB, Ferrum, 1998-00
 5 **Warren, John**, P, Tennessee, 1983-84
 37 **Washington, James**, S, UCLA, 1990-94
 46 **Washington, Mark**, CB, Morgan State, 1970-78
 41 **Waters, Charlie**, DB, Clemson, 1970-78, 1980-81
 83 **Watkins, Kendall**, TE, Mississippi State, 1995
 94 **Watts, Randy**, DE, Catawba, 1987
 33 **Wayt, Russell**, LB, Rice, 1965
 95 **Weatherington, Colston**, DE, Central Missouri State, 2002
 42 **Welch, Claxton**, RB, Oregon, 1969-71
 66 **Wells, Norm**, G, Northwestern, 1980
 65 **Westberry, Gary**, C, Hampton, 1987
 30 **Westbrook, Bryant**, CB, Texas, 2002
 46/82/83/81 **Whalen, James**, TE, Kentucky, 2000-03
 30 **Wheaton, Kenny**, CB, Oregon, 1997-99
 65/70 **White, Bob**, OL, Rhode Island, 1987-89
 92 **White, Chris**, DE, Southern, 2000
 11 **White, Danny**, QB/P, Arizona State, 1976-88
 37 **White, Gerald**, FB, Michigan, 1987
 54 **White, Randy**, DT/LB, Maryland, 1975-88
 42 **Whitfield, A.D.**, RB, North Texas, 1965
 53 **Whittingham, Fred**, LB, Cal. Poly SLO, 1969
 12/10 **Widby, Ron**, P, Tennessee, 1968-71
 78 **Widell, Dave**, T, Boston College, 1988-89
 65 **Wilbur, John**, T, Stanford, 1966-69
 32 **Wiley, Michael**, RB, Ohio State, 2000-02

- 42/25 **Williams, Charlie**, S, Bowling Green, 1995-00
 79 **Williams, Erik**, T, Central (OH) State, 1991-00
 36 **Williams, Joe**, RB, Wyoming, 1971
 38 **Williams, John**, FB, Wisconsin, 1985
 85 **Williams, Kevin**, WR, Miami, Fla., 1993-96
 89 **Williams, Randal**, WR, New Hampshire, 2001-03
 23 **Williams, Robert**, CB, Baylor, 1987-93
 31 **Williams, Roy**, S, Oklahoma, 2002-03
 20 **Williams, Sherman**, RB, Alabama, 1995-99
 80 **Williams, Stepfret**, WR, Northeast Louisiana, 1996-97
 86 **Williams, Tyrone**, WR, Western Ontario, 1993
 1 **Willis, Ken**, K, Kentucky, 1990-91
 98 **Willis, Mitch**, DT, Southern Methodist, 1990
 42 **Wilson, Robert**, FB, Texas A&M, 1994
 81/45 **Wilson, Steve**, WR/CB, Howard, 1979-81
 11/18 **Wilson, Wade**, QB, East Texas State, 1995-97
 84 **Wisener, Gary**, WR, Baylor, 1960
 48 **Witherspoon, Terry**, FB, Clemson, 2001
 82 **Witten, Jason**, TE, Tennessee, 2003
 28 **Woodson, Darren**, S, Arizona State, 1992-03
 45 **Woolsey, Rolly**, DB, Boise State, 1975
 57 **Worham, Barron**, LB, Texas-El Paso, 2000
 81 **Wright Alexander**, WR, Auburn, 1990-92
 2 **Wright, Anthony**, QB, South Carolina, 2000-01
 15 **Wright, Brad**, QB, New Mexico, 1982
 41 **Wright, Charles**, DB, Tulsa, 1988
 85/70 **Wright, Rayfield**, TE/T, Fort Valley State, 1967-79
 73 **Wright, Steve**, T, Northern Iowa, 1981-82

Y

- 78 **Youmans, Maury**, DE, Syracuse, 1964-65
 30 **Young, Charles**, RB, North Carolina State, 1974-76
 75 **Young, Ryan**, T, Kansas State, 2003

Z

- 93 **Zellner, Peppi**, DE, Fort Valley State, 1999-02
 6 **Zendejas, Luis**, K, Arizona State, 1987-89
 62 **Zentic, Mike**, C, Oklahoma State, 1987
 76 **Zimmerman, Jeff**, G, Florida, 1987-90

LEAST USED

Numbers Worn By Just One Player

- 13 Jerry Rhome, QB, 1965-68
 49 Johnny Huggins, TE, 2001
 74 Bob Lilly, DL, 1961-74

Numbers Worn By Just Two Players

- 2 Lin Elliott, K, 1992-93
 Anthony Wright, QB, 2000-01
 5 John Warren, P, 1983-84
 Clint Stoerner, QB, 2000-02
 6 Luis Zendejas, K, 1987-89
 Tim Seder, K, 2000-01
 8 Buzz Sawyer, P, 1967
 Troy Aikman, QB, 1989-00

MOST USED

Most Frequently Issued Number

- | | | | |
|----|---|----|---------|
| 81 | - | 19 | Players |
| 80 | - | 18 | Players |
| 82 | - | 18 | Players |
| 83 | - | 17 | Players |
| 62 | - | 15 | Players |
| 89 | - | 15 | Players |
| 57 | - | 14 | Players |
| 85 | - | 14 | Players |
| 86 | - | 14 | Players |
| 87 | - | 14 | Players |



PLAYERS

Abilene Christian	1
Air Force	1
Akron	1
Alabama	1
Alabama A&M	1
Alabama-Birm	1
Alabama State	3
Albany State	1
Alcorn State	1
Amherst	1
Angelo State	1
Appalachian State	2
Arizona	8
Arizona State	9
Arkansas	4
Arkansas-Pine Bluff	1
Arkansas Tech	1
Ashland	1
Auburn	8
Austin College	1
Austin Peay	1

Baylor	13
Bethune-Cookman	1
Bishop	1
Boise State	1
Boston College	7
Boston University	2
Bowling Green	1
Brigham Young	3

California	4
Cal Poly SLO	2
Cal. St. Long Beach	4
Calif.-Riverside	1
Carson-Newman	3
Catawba	1
CCLA	1
Central Arkansas	1
Central Florida	1
Central Michigan	1
Central Missouri	1
Central Oklahoma	2
Central State, Ohio	2
Clemson	9
Colorado	7
Colorado State	2
Culver-Stockett	

Dayton	1
Drake	1
Duke	2

East Carolina	6
Eastern Illinois	2
Eastern Kentucky	1
Eastern Michigan	1
Eastern Washington	1
Elizabeth City	2
Emporia State	1

Ferrum.....	1
Florida.....	10
Florida A&M.....	5
Florida State.....	13
Fordham.....	1
Fort Valley State.....	2
Fresno State.....	2

Georgia.....	8
Georgia Tech.....	7
Grambling.....	2
Gustavus Adolphus.....	1

Hampton.....	3
Hawaii.....	5
Heidelberg.....	1
Henderson J.C.	1
Henderson State.....	1
Holy Cross.....	1
Houston.....	8
Howard.....	1
Humboldt State.....	2

Idaho	1
Idaho State	1
Illinois	5
Illinois State	1
Indiana	5
Iowa	5
Iowa State	4

J.C. Smith	1
Jackson State	4
Jacksonville State	1
James Madison	2

Kansas	8
Kansas State	1
Kent	1
Kentucky	6
Kentucky State	1
Kutztown State	1

Lamar	1
Langston	2
Liberty	3
Livingston	1
SW Louisiana-Laf.	3
Louisiana-Monroe	3
Louisiana State	6
Louisiana Tech	3
Louisville	2

Marquette	2
Maryland	8
Massachusetts	1
McGill	1
McNeese State	2
Miami, Fla.	15
Michigan	8
Michigan State	13
Mid. Tennessee St.	1
Minnesota	1
Mississippi	6
Mississippi State	5
Mississippi Valley	1
Missouri	3
Montana	1
Montana State	2
Morgan State	2
Morningside Coll.	1
Murray State	1

Navy1

Nebraska	10
Nevada-Las Vegas	4
Nevada	3
New Hampshire	4
New Mexico	4
New Mexico State	2
North Carolina	5
North Carolina A&T	2
North Carolina St.	4
North Texas	3
NE Oklahoma	1
North Alabama	1
Northern Arizona	3
Northern Colorado	2
Northern Illinois	1
Northern Iowa	1
Northwest La	3
Northwestern	6
NW Oklahoma	1
Notre Dame	6

Ohio State	13
Oklahoma	15
Oklahoma State	2
Oregon	8
Oregon State	2
Quachita	1

Pacific.....	5
Pacific Lutheran.....	1
Pacific, Ore.....	1
Penn State.....	5
Pennsylvania.....	1
Pittsburgh.....	9
Portland State.....	1
Prairie View A&M.....	1
Presbyterian.....	1
Princeton.....	2
Purdue.....	1

Redlands	1
Rhode Island	1
Rice	8
Rutgers	2

Sacramento State	1
Salem	1
Sam Houston	1
San Diego State	2
San Jose State	2
Santa Clara	2
Savannah State	2
Seattle	2
Sonoma State	4
South Carolina	4
South Carolina St.	2
South Dakota	2
Southern	4
Southern Cal	14
Southern Illinois	2
Southern Methodist	12
Southern Miss	6
Stanford	10
Stephen F. Austin	2
Syracuse	2

Taylor	4
Temple	5
Tennessee	20

Tennessee-Chat	2
Tennessee State	3
Texas	8
Texas A&M	15
Texas A&M-Com	4
Texas A&M-Kings	1
Texas Christian	8
Texas Southern	1
Texas Tech	3
Texas Wesleyan	1
Texas-El Paso	2
Trinity, Tex	1
Trinity Valley C.C.	1
Troy State	1
Tulane	3
Tulsa	9

UCLA.....	16
Utah.....	6
Utah State.....	4

Valdosta State	1
Vanderbilt	3
Vienna, Austria	1
Villanova	1
Virginia	6
Virginia Tech	5
Virginia Union	2

Wake Forest	3
Washington	11
Washington State	4
Weber State	2
West Texas A&M	2
West Virginia	5
Western Illinois	1
Western Ontario	1
Winston-Salem	2
Wisconsin	6
Wyoming	6

Yale.....	2
Youngstown State.....	1

Tennessee	20
UCLA	16
Miami, Fla.	15
Oklahoma.....	15
Texas A&M.....	15
Southern Cal	14
Baylor.....	13
Florida State.....	13
Michigan State	13
Ohio State	13
S. Methodist.....	12
Washington.....	11
Florida.....	10
Nebraska.....	10
Stanford.....	10



Cowboys All-Time Roster by Number

- 1**
Herrera, Efen, K, 1974, 1976-77
Septien, Rafael, K, 1978-86
Brady, Kerry, K, 1987
Willis, Ken, K, 1990-91
- 2**
Elliott, Lin, K, 1992-93
Wright, Anthony, QB, 2000-01
- 3**
Miller, Jim, P, 1983-84
Walsh, Steve, QB, 1989-90
Murray, Eddie, K, 1993, 1999
Cunningham, Richie, K, 1997-99
Cundiff, Billy, K, 2002-03
- 4**
Saxon, Mike, P, 1985-92
Gowin, Toby, P, 1997-99, 2003
Knorr, Micah, P, 2000-02
- 5**
Warren, John, P, 1983-84
Stoerner, Clint, QB, 2000-02
- 6**
Zendejas, Luis, K, 1987-89
Seder, Tim, K, 2000-01
- 7**
Beuerlein, Steve, QB, 1991-92
Millen, Hugh, QB, 1993
Cunningham, Randall, QB, 2000
Hutchinson, Chad, QB, 2002-03
- 8**
Sawyer, Buzz, P, 1987
Aikman, Troy, QB, 1989-00
- 9**
Hoopes, Mitch, P, 1975
Ruzek, Roger, K, 1987-89
Kupp, Craig, QB, 1991
Peete, Rodney, QB, 1994
Gonzalez, Daniel, QB, 1998
Hilbert, Jon, K, 2001
Romo, Tony, QB, 2003
- 10**
Widby, Ron, P, 1968-71
(Widby also wore #12)
Carrell, Duane, P, 1974
Collier, Reggie, QB, 1986
Armstrong, Jimmy, DB, 1987
(Armstrong also wore #35)
Secules, Scott, QB, 1988
Hodson, Tommy, QB, 1994
Baker, Jon, K, 1995
Cantrell, Barry, P, 2000
Filipovic, Filip, P, 2002
- 11**
Heinrich, Don, QB, 1960
Humphrey, Buddy, QB, 1961
Gibbs, Sonny, QB, 1963
Villanueva, Danny, P/K, 1965-67
Belden, Bob, QB, 1969-70
White, Danny, QB/P, 1976-88
Wilson, Wade, QB, 1995-97
(Wilson also wore #18)
Quinn, Mike, QB, 1998-99
- 12**
Roach, John, QB, 1964
Widby, Ron, P, 1968-71
(Widby also wore #10)
Staubach, Roger, QB, 1969-79
- 13**
Rhyme, Jerry, QB, 1965-68
- 14**
LeBaron, Eddie, QB, 1960-63
Morton, Craig, QB, 1965-74
Hogeboom, Gary, QB, 1980-85
McDonald, Paul, QB, 1986-87
- 15**
Fritsch, Toni, K, 1971-73, 1975
Wright, Brad, QB, 1982
Burbage, Cornell, WR, 1987-89
(Burbage also wore #89 and #62)
Laufenberg, Babe, QB, 1989-90
- 16**
Pelluer, Steve, QB, 1984-88
Hodge, Damon, WR, 2000
Leaf, Ryan, QB, 2001
- 17**
Meredith, Don, QB, 1960-68
Clark, Mike, K, 1968-71, 1973
(Clark also wore #83)
Carmichael, Harold, WR, 1984
Garrett, Jason, QB, 1993-99
Carter, Quincy, QB, 2001-03
- 18**
Lothridge, Billy, P/QB, 1964
Carano, Glenn, QB, 1977-83
Snyder, Loren, QB, 1987
Stoudt, Cliff, QB, 1990-91
Kosar, Bernie, QB, 1993
Boniol, Chris, K, 1994-96
Wilson, Wade, QB, 1995-97
(Wilson also wore #11)
- 19**
Rentzel, Lance, WR, 1967-70
Alworth, Lance, WR, 1971-72
Longley, Clint, QB, 1974-75
Sweeney, Kevin, QB, 1987-88
Jett, John, P, 1993-96
- 20**
Bercich, Bob, S, 1960-61
Overton, Jerry, S, 1963
Renfro, Mel, DB/RB, 1964-77
Springs, Ron, RB, 1979-84
Livingston, Bruce, DB, 1987
Horton, Ray, S, 1989-92
Williams, Sherman, RB, 1995-99
Kaiser, Jason, S, 1999
Sparks, Phillip, QB, 2000
Ross, Derek, CB, 2002-03
(Ross also wore #21)
Anderson, Richie, RB, 2003
- 21**
Gregory, Glynn, WR/DB, 1961-62
Daniels, Dick, S, 1966-68
(Daniels also wore #45)
Parks, Billy, WR, 1972
Dennison, Doug, RB, 1974-78
Howard, Carl, CB, 1984
Adams, David, RB, 1987
Higgs, Mark, RB, 1988
Dixon, James, WR/RB, 1989-91
(Dixon also wore #86)
Brice, Alundis, CB, 1995-96
(Brice also wore #23 and #29)
Sanders, Deion, CB/WR, 1995-99
Scott, Lynn, S, 2001-03
(Scott also wore #38)
- 22**
Butler, Bill, S, 1960
Bullocks, Amos, RB, 1962-64
Hayes, Bob, WR, 1965-74
Manning, Wade, CB, 1979
Peoples, George, RB, 1982
Scott, Victor, DB, 1984-88
Smith, Emmitt, RB, 1990-02
- 23**
Lewis, Woodley, WR, 1960
Johnson, Mike, CB, 1966-69
Adkins, Margene, WR, 1970-71
Montgomery, Mike, RB/WR, 1972-73
Jones, James, RB, 1980-82, 1984-85
Holloway, Johnny, CB, 1986
Williams, Robert, CB, 1987-93
Bailey, Robert, CB, 1995
Brice, Alundis, CB, 1995-96
(Brice also wore #21 and #29)
Frazier, Derrick, CB, 1996
Mathis, Kevin, CB, 1997-99
Goodrich, Dwayne, CB, 2000-02
Cason, Avelon, RB, 2003
- 24**
Moody, Jim, CB, 1960
Smith, J.D., RB, 1965-66
Homan, Dennis, WR, 1968-70
Blackwell, Alois, RB, 1978-79
Walls, Everson, CB, 1981-89
Brown, Larry, CB, 1991-95, 1998
(Brown also wore #34)
Harper, Roger, S, 1996
Stoutmire, Omar, S, 1997-98
Adams, Vashone, S, 1999
Dixon, Tony, S, 2001-03
- 25**
Mathews, Ray, WR, 1960
Nolan, Dick, S, 1962
Norton, Jerry, S, 1962
McDonald, Tommy, WR, 1964
Logan, Obert, S, 1965-66
Shy, Les, RB, 1966-69
(Shy also wore #46)
Kyle, Aaron, CB, 1976-79
Hill, Rod, CB, 1982-83
Tautalatasi, Junior, RB, 1989
Lassic, Derrick, RB, 1993-94
Case, Scott, S, 1995
Williams, Charlie, S, 1995-00
(Williams also wore #42)
Jones, Jermaine, CB, 2002
Powell, Jemeel, CB, 2003
- 26**
Dial, Buddy, WR, 1964-66
Adderley, Herb, CB, 1970-72
Pearson, Preston, RB, 1975-80
Downs, Michael, S, 1981-88
Palmer, Paul, RB, 1989
Smith, Kevin, CB, 1992-99
Sanchez, Jeff, CB, 2003
Davison, Andrew, CB, 2003
- 27**
Gaechter, Mike, S, 1962-69
Thomas, Bill, RB, 1972
Fellows, Ron, CB, 1981-86
Haynes, Tommy, S, 1987
Richards, Curvin, RB, 1991-92
Everett, Thomas, S, 1992-93
(Everett also wore #31)



Tremble, Greg, S, 1995
Moble, Singor, S, 1997-99
Edwards, Mario, CB, 2000-03

28

Granger, Norm, RB, 1984
Blount, Alvin, RB, 1987
Stewart, Curtis, RB, 1989
Woodson, Darren, S, 1992-03

29

Lavette, Robert, RB, 1985-87
Green, Alex, CB, 1987
(Green also wore #48)
Johnson, Undra, RB, 1989
Gant, Kenneth, CB, 1990-94
Brice, Alundis, CB, 1995-96
(Brice also wore #21 and #23)
Billups, Terry, CB, 1998
Akins, Chris, S, 1999-00
Myers, Greg, S, 2000
Dantzler, Woodrow, RB, 2002
Murrell, Adrian, RB, 2003
Bates, Michael, WR/KR, 2003

30

Dowdle, Mike, RB/LB, 1960-62
Van Raaphorst, Dick, K, 1964
Reeves, Dan, RB/QB, 1965-72
Young, Charles, RB, 1974-76
Newsome, Timmy, RB, 1980-88
Holt, Issiac, CB, 1989-92
Studdstill, Darren, S, 1994
Teague, George, S, 1996, 1998-01
(Teague also wore #31)
Wheaton, Kenny, CB, 1997-99
Riley, Earl, S, 2000
Westbrook, Bryant, CB, 2002

31

Cone, Fred, K, 1960
Marsh, Amos, RB, 1961-64
Stokes, Sim, WR, 1967
Brown, Otto, DB, 1969
Richardson, Gloster, WR, 1971
Barnes, Benny, DB, 1972-82
Allen, Gary, RB, 1983-84
Hill, Bill, CB, 1987
Owens, Billy, DB, 1988
Everett, Thomas, S, 1992-93
(Everett also wore #27)
Marion, Brock, S, 1993-97
Teague, George, S, 1996, 1998-01
(Teague also wore #30)
Williams, Roy, S, 2002-03

32

Franckhauser, Tom, CB, 1960-61
Garrison, Walt, RB, 1966-74
Thurman, Dennis, DB, 1978-85
Jackson, Tim, S, 1989
Highsmith, Alonzo, FB, 1990-91
Thomas, Blair, RB, 1994
Hughes, Tyrone, CB, 1998
Wiley, Michael, RB, 2000-02

33

Babb, Gene, LB/RB, 1960-61
Hayes, Wendell, RB, 1963
Wayt, Russell, LB, 1965
Thomas, Duane, RB, 1970-71
Pinder, Cyril, RB, 1973
Percival, Mac, K, 1974
Dorsett, Tony, RB, 1977-87
Brown, Eric, DB, 1989
Smith, Timmy, RB, 1990
Bell, Jason, CB, 2001

34

Doelling, Fred, S, 1960
Douglas, Merrill, RB, 1961
Green, Cornell, DB, 1962-74
Mitchell, Aaron, CB, 1979-80
Hunter, Monty, S, 1982
Walker, Herschel, RB, 1986-89, 1996-97
Agee, Tommie, FB, 1990-94
Brown, Larry, CB, 1991-95, 1998
(Brown also wore #24)
Lester, Tim, FB, 1999
Martin, Jamar, FB, 2002-03

35

Kowalczyk, Walt, RB, 1960
Lockett, J.W., RB, 1961-62
Gent, Pete, WR/TE, 1964-68
Hill, Calvin, RB, 1969-74
Laidlaw, Scott, RB, 1975-79
McSwain, Chuck, RB, 1983-84
Armstrong, Jimmy, DB, 1987
(Armstrong also wore #10)
Scott, Kevin, RB, 1989
Davis, Wendell, CB, 1996-99
Chancey, Robert, RB, 1999
Hambrick, Troy, RB, 2000-03
(Hambrick also wore #42)
McKie, Jason, FB, 2002

36

Bielski, Dick, TE, 1960-61
Williams, Joe, RB, 1971
Brinson, Larry, RB, 1977-79
Albritton, Vince, S/LB, 1984-91
Ross, Dominique, RB, 1995-96
Smith, Tarik, RB, 1998-99
Taylor, Tony, RB, 2001

37

Dunn, Perry Lee, RB, 1964-65
Clark, Phil, DB, 1967-69
Thomas, Ike, CB, 1971
Morgan, Dennis, RB, 1974
Jensen, Jim, RB, 1976
White, Gerald, FB, 1987
Washington, James, S, 1990-94
Vaughn, Lee, DB, 1997

38

Baker, Sam, P/K, 1962-63
Williams, John, FB, 1985
Francis, Ron, CB, 1987-90
Hall, Chris, S, 1993
Lang, David, RB, 1995
Hawthorne, Duane, CB, 1999-02
Scott, Lynn, S, 2001-03
(Scott also wore #21)

39

Jones, E.J., RB, 1987
Sargent, Broderick, FB, 1989
Perryman, Robert, FB, 1990
Smith, Donald, S, 1991
Gainer, Derrick, RB, 1992-93
Neufeld, Ryan, FB, 1999

40

Harris, Jim, S, 1961
Stiger, Jim, RB, 1963-65
Conrad, Bobby Joe, WR, 1969
Strayhorn, Les, RB, 1973-74
Hurt, Eric, CB, 1980
Bates, Bill, S, 1983-97
Davis, Keith, S, 2002

41

Livingston, Warren, CB, 1961-66
Waters, Charlie, DB, 1970-78, 1980-81

Coleman, Anthony, DB, 1987
Wright, Charles, DB, 1988
Thomas, Dave, CB, 1993-94
Larrimore, Kareem, CB, 2000-01
Dennis, Pat, CB, 2001
Newman, Terence, CB, 2003

42

McIlhenny, Don, RB, 1960-61
Ridlon, Jim, S, 1963-64
Whitfield, A.D., RB, 1965
Welch, Claxton, RB, 1969-71
Hughes, Randy, S, 1975-80
Easmon, Ricky, DB, 1985
Clack, Darryl, RB, 1986-89
Smagala, Stan, DB, 1990-91
Wilson, Robert, FB, 1994
Williams, Charlie, S, 1995-00
(Williams also wore #25)
Warren, Chris, RB, 1998-00
Hambrick, Troy, RB, 2000-03
(Hambrick also wore #35)

43

Perkins, Don, RB, 1961-68
Harris, Cliff, S, 1970-79
Patterson, Elvis, CB, 1993
Briggs, Greg, S, 1995
Reese, Izell, S, 1998-01

44

Bishop, Don, CB, 1960-65
Newhouse, Robert, FB, 1972-83
Gowdy, Cornell, DB, 1986
Courville, Vince, WR, 1987
(Courville also wore #81)
Brooks, Michael, S, 1990
Coleman, Lincoln, RB, 1993-94
Thomas, Robert, LB/FB, 1998-02
(Thomas also wore #59)

45

Dupre, L.G., RB, 1960-61
Daniels, Dick, S, 1966-68
(Daniels also wore #21)
Flowers, Richmond, S, 1969-71
Robinson, Larry, RB, 1973
Woolsey, Rolly, DB, 1975
Wilson, Steve, WR/CB, 1979-81
(Wilson also wore #81)
Hendrix, Manny, CB, 1986-91
Sualua, Nicky, FB, 1997-98
Solwold, Mike, TE, 2001

46

Shy, Les, RB, 1966-69
(Shy also wore #25)
Baynham, Craig, RB, 1967-69
Washington, Mark, CB, 1970-78
Solomon, Roland, S, 1980
Fowler, Todd, FB, 1985-88
Blake, Ricky, RB, 1991
Fishback, Joe, S, 1993-94
Whalen, James, TE, 2000-03
(Whalen also wore #81, #82, #83)
Bickerstaff, Erik, RB, 2003

47

Moegle, Dick, S, 1961
Clinkscale, Dextor, S, 1980, 1982-85
Scott, Chuck, WR, 1987
Holmes, Clayton, CB, 1992-95
McNeil, Ryan, CB, 2000
Hunter, Pete, CB, 2002-03

48

Green, Alex, CB, 1987
(Green also wore #29)
Johnston, Daryl, FB, 1989-99
Witherspoon, Terry, FB, 2001



49

Huggins, Johnny, TE, 2001

50

Tubbs, Jerry, LB, 1960-67
Lewis, D.D., LB, 1968, 1970-81
Rohrer, Jeff, LB, 1982-87
Hendrickson, Steve, LB, 1989
(Hendrickson also wore #58)
Harper, Dave, LB, 1990
Brownlow, Darrick, LB, 1991, 1994
(Brownlow also wore #59)
Abrams, Bobby, LB, 1992-93
Shiver, Clay, C, 1996-98
Tolbert, Brandon, LB, 1998-00
(Tolbert also wore #53)
Brooks, Jamal, LB, 2001-03

51

Braatz, Tom, LB, 1960
Hoyem, Lynn, C/G, 1962-63
Manders, Dave, C, 1964-66, 1968-74
Dickerson, Anthony, LB, 1980-84
Jones, Dale, LB, 1987
Swan, Russ, LB, 1987
(Swan also wore #57)
Norton, Ken, LB, 1988-93
Thomas, Broderick, LB, 1996-98
Adams, Keith, LB, 2001-02
(Adams also wore #53)
Hardy, Kevin, LB, 2002
Singleton, Al, LB, 2003

52

Hansen, Wayne, LB, 1960
Edwards, Dave, LB, 1963-75
Eidson, Jim, G/C, 1976
Shaw, Robert, C, 1979-81
McLean, Scott, LB, 1983
Cannon, Billy, LB, 1984
Duliban, Chris, LB, 1987
Hurd, Jeff, LB, 1987
(Hurd also wore #58)
Scott, Sean, LB, 1988
Pruitt, Mickey, LB, 1991-92
Schwartz, Jim, LB, 1994-96
Coakley, Dexter, LB, 1997-03

53

Connelly, Mike, C, 1960-67
(Connelly also wore #54)
Simmons, Dave, LB, 1968
Whittingham, Fred, LB, 1969
Babinecz, John, LB, 1972-73
Breunig, Bob, LB, 1975-84
Jax, Garth, LB, 1986-88
Simmons, Victor, LB, 1987
Elam, Onzy, LB, 1989
Shannon, Randy, LB, 1989-90
(Shannon also wore #94)
Stepnoski, Mark, C, 1989-94, 1999-01
(Stepnoski also wore #70)
Donaldson, Ray, C, 1995-96
Tolbert, Brandon, LB, 1998-00
(Tolbert also wore #50)
Adams, Keith, LB, 2001-02
(Adams also wore #51)

54

Connelly, Mike, C, 1960-67
(Connelly also wore #53)
Howley, Chuck, LB, 1961-73
White, Randy, DT/LB, 1975-88
Solomon, Jesse, LB, 1989-90
Fieldings, Anthony, LB, 1995
Hardy, Darryl, LB, 1995, 1997
Hambrick, Darren, LB, 1998-01
Cerqua, Marc, LB, 2001
O'Neil, Keith, LB, 2003

55

Jordan, Lee Roy, LB, 1963-76
Huther, Bruce, LB, 1977-80, 1983
(Huther also wore #57)
Spradlin, Danny, LB, 1981-82
DeOssie, Steve, LB, 1984-88
Flaherty, Harry, LB, 1987
Del Rio, Jack, LB, 1989-91
Jones, Robert, LB, 1992-95
Strickland, Fred, LB, 1996-98
Hall, Lemanski, LB, 1999
Steele, Markus, LB, 2001-03

56

Patera, Jack, LB, 1960-61
Long, Bob, LB, 1962
Hays, Harold, LB, 1963-67
Stincic, Tom, LB, 1969-71
Barnes, Rodrigo, LB, 1973-74
Henderson, Thomas, LB, 1975-79
Roe, Bill, LB, 1980
Lockhart, Eugene, LB, 1984-90
Roper, John, LB, 1993
Barnes, Reggie, LB, 1995
Godfrey, Randall, LB, 1996-99
Grant, Orantes, LB, 2000-01
James, Bradie, LB, 2003

57

Walker, Malcolm, C, 1966-69
Keller, Mike, LB, 1972
Walker, Louie, LB, 1974
Davis, Kyle, C, 1975
Huther, Bruce, LB, 1977-80, 1983
(Huther also wore #55)
King, Angelo, LB, 1981-83
Turner, Jimmie, LB, 1984
Burton, Ron, LB, 1987-89
Swan, Russ, LB, 1987
(Swan also wore #51)
Smith, Vinson, LB, 1990-92, 1997
Campos, Alan, LB, 1996
Smith, Myron, LB, 1998
Coryatt, Quentin, LB, 1999
Wortham, Barron, LB, 2000
Mackey, Louis, LB, 2001-02
(Mackey also wore #58)

58

Peterson, Calvin, LB, 1974-75
Hegman, Mike, LB, 1976-88
Hurd, Jeff, LB, 1987
(Hurd also wore #52)
Hendrickson, Steve, LB, 1989
(Hendrickson also wore #50)
Edwards, Dixon, LB, 1991-95
Hemsley, Nate, LB, 1997-99
Bowden, Joe, LB, 2000
Mackey, Louis, LB, 2001-02
(Mackey also wore #57)
Graul, Jeff, LS, 2002
Shanley, Scott, LB, 2003

59

Hutcherson, Ken, LB, 1974
Capone, Warren, LB, 1975
Brown, Guy, LB, 1977-82
Walter, Mike, LB, 1983
Penn, Jesse, LB, 1985-87
Timmer, Kirk, LB, 1987
Cobb, Garry, LB, 1988-89
Brownlow, Darrick, LB, 1991, 1994
(Brownlow also wore #50)
Smith, Darrin, LB, 1993-96
Thomas, Robert, LB/FB, 1998-02
(Thomas also wore #44)
Nguyen, Dat, LB, 1999-03

60

Guy, Buzz, G, 1960
Isbell, Joe Bob, G, 1962-65
Burkett, Jackie, LB, 1968-69
Kiner, Steve, LB, 1970
Caffey, Lee Roy, LB, 1971
Hilliam, Gene, G, 1974
Randall, Tom, G, 1978
Smerek, Don, DL, 1981-87
Hamel, Dean, DT, 1989-90
Hill, Tony, DE, 1991-92
(Hill also wore #90)
Kennard, Derek, G, 1994-96
Brymer, Chris, C/G, 1999
Nix, John, DT, 2001-02

61

Putnam, Duane, G, 1960
Green, Allen, P/K, 1961
Nye, Blaine, G, 1968-76
Cooper, Jim, OL, 1977-86
Newton, Nate, G/T, 1986-98
(Newton also wore #67)
Garmon, Kelvin, G, 2000-02
Conaty, Bill, C, 2003

62

Healy, Don, DT, 1960-61
(Healy also wore #78)
Cvercko, Andy, G, 1961-62
Poimboeuf, Lance, K, 1963
Donohue, Leon, G, 1965-67
Fitzgerald, John, C, 1971-80
Baldinger, Brian, OL, 1982-84, 1986-87
Zentic, Mike, C, 1987
Brozki, Bob, T, 1988
Oswald, Paul, G, 1988
Tolbert, Tony, DL, 1989-97
(Tolbert also wore #92)
Hellestrae, Dale, OL, 1990-00
(Hellestrae also wore #70)
Parrish, James, T, 1993-94
Myslinski, Tom, G/C, 1999
Page, Craig, C, 2000
Johnson, Al, C, 2003

63

Falls, Mike, G, 1960-61
Cole, Larry, DL, 1968-80
Titensor, Glen, G, 1981-86, 1988
Shields, Joe, OL, 1987
Brinkley, Lester, DL, 1990
Gesek, John, G, 1990-93
(Gesek also wore #67)
Flannery, John, G, 1996-97
Kiselak, Michael, C/G, 1998-99
Gibson, Aaron, T, 2001-02
Alford, Darnell, T, 2002
DiNapoli, Gennaro, C, 2003

64

Grottkau, Bob, G, 1961
Liscio, Tony, T, 1963-64, 1966-71
(Liscio also wore #72)
Smith, Jim Ray, G/T, 1963-64
Johnson, Mitch, G, 1965
Hagen, Halvor, C/G, 1969-70
Arneson, Jim, C/G, 1973-74
Rafferty, Tom, G/C, 1976-89
Lilja, George, C, 1987
(Lilja also wore #67)
Diaz, Jorge, G, 2000
Stewart, Daleroy, DT, 2002-03

65

Schoenke, Ray, T, 1963-64
Wilbur, John, T, 1966-69
Stalls, Dave, DE, 1977-79



Petersen, Kurt, G, 1980-85
 Westberry, Gary, C, 1987
 White, Bob, OL, 1987-89
 (White also wore #70)
 Slaton, Tony, G, 1990
 Stone, Ron, T, 1993-95
 Gurode, Andre, G/C, 2002-03

66

Husmann, Ed, DT, 1960
 Andrie, George, DE, 1962-72
 Lawless, Burton, G, 1975-79
 Wells, Norm, G, 1980
 Schultz, Chris, T, 1983, 1985
 Baker, Jesse, DE, 1986
 Gogan, Kevin, T, 1987-93
 Hutson, Tony, G, 1996-99
 Fricke, Ben, C, 1999-01
 (Fricke also wore #69)
 McKinney, Jeremy, G/T, 2002

67

Houser, John, C/G, 1960-61
 Kupp, Jake, G, 1964-65
 Toomay, Pat, DE, 1970-74
 Donovan, Pat, T, 1975-83
 Thompson, Broderick, G, 1985
 Newton, Nate, G/T, 1986-98
 (Newton also wore #61)
 Lilja, George, C, 1987
 (Lilja also wore #64)
 Walker, Gary, OL, 1987
 Shearin, Joe, C, 1987
 Smith, Sean, DT, 1989
 Gesek, John, G, 1990-93
 (Gesek also wore #63)
 Maryland, Russell, DT, 1991-95
 McIver, Everett, G, 1998-99

68

Reese, Guy, DT, 1962-63
 Boeke, Jim, T, 1964-67
 Scott, Herb, G, 1975-84
 Ker, Crawford, G, 1985-90
 Cornish, Frank, C, 1992-94
 Batiste, Michael, DT/G, 1995
 Ross, Oliver, T, 1998
 Scarlett, Noel, DT, 2000
 Lehr, Matt, G/C, 2001-03

69

Hegamin, George, T, 1994-97
 Fricke, Ben, G/C, 1999-01
 (Fricke also wore #66)
 Tucker, Ross, G, 2002

70

McCreary, Bob, T, 1961
 Memmelaar, Dale, G, 1962-63
 Sandeman, Bill, DT, 1966
 Wright, Rayfield, T/E/T, 1967-79
 (Wright also wore #85)
 Richards, Howard, G/T, 1981-86
 White, Bob, OL, 1987-89
 (White also wore #65)
 Stepnoski, Mark, C, 1989-94, 1999-01
 (Stepnoski also wore #53)
 Hellestrae, Dale, OL, 1990-00
 (Hellestrae also wore #62)
 Collins, Javier, DT/T, 2001-03

71

Dickson, Paul, T, 1960
 Granger, Charlie, T, 1961
 Talbert, Don, DE/OT, 1962, 1965, 1971
 (Talbert also wore #72)
 Townes, Willie, DE, 1966-68
 Wallace, Rodney, G/T, 1971-73
 Frederick, Andy, T, 1977-81

Tuinei, Mark, OT/DL, 1983-97
 Dwyer, Mike, DT, 1987
 Jackson, Alcender, G, 2000-01
 Walter, Tyson, OL, 2002-03

72

Herchman, Bill, DT, 1960-61
 Talbert, Don, DE/OT, 1962, 1965, 1971
 (Talbert also wore #71)
 Liscio, Tony, T, 1963-64, 1966-71
 (Liscio also wore #64)
 Jones, Ed, DE, 1974-78, 1980-89
 Cheek, Louis, OL, 1990
 Sullivan, Mike, T, 1991
 Childress, Ray, DT, 1996
 Missouri, Dwayne, DE, 2001

73

Fisher, Ray, T, 1960
 Clark, Monte, T, 1962
 Neely, Ralph, G/T, 1965-77
 Wright, Steve, T, 1981-82
 Kitson, Syd, G, 1984
 Ploeger, Kurt, DL, 1986
 Burnette, Dave, T, 1987
 Noonan, Danny, DL, 1987-92
 Allen, Larry, G/T, 1994-03

74

Lilly, Bob, DL, 1961-74

75

Fry, Bob, T, 1960-64
 Pugh, Jethro, DT, 1965-78
 Pozderac, Phil, T, 1982-87
 Smith, Daryle, T, 1987-88
 (Smith also wore #79)
 Carter, Jon, DT, 1989
 Casillas, Tony, DT, 1991-93, 1996-97
 Noble, Brandon, DT, 1999-02
 Young, Ryan, T, 2003

76

Gonzaga, John, DE, 1960
 Nutting, Ed, T, 1963
 Frank, Bill, T, 1964
 Diehl, John, DT, 1965
 Niland, John, G, 1966-74
 Bethea, Larry, DL, 1978-83
 Aughtman, Dowe, OL, 1984
 Otto, Bob, DL, 1986
 Zimmerman, Jeff, G, 1987-90
 Veingrad, Alan, OL, 1991-92
 Reynolds, Jerry, T, 1994
 Adams, Flozell, G/T, 1998-03

77

Bradute, Byron, T, 1960-61
 Brock, Clyde, DT, 1962-63
 Stephens, Larry, DE, 1963-67
 (Stephens also wore #79)
 Colvin, Jim, DT, 1964-66
 East, Ron, DT, 1967-70
 (East also wore #79)
 Gregory, Bill, DL, 1971-77
 Thornton, Bruce, DL, 1979-81
 Jeffcoat, Jim, DE, 1983-94
 Cisowski, Steve, T, 1987
 Scifres, Steve, OL, 1997
 Davis, Nathan, DT, 1998-99
 (Davis also wore #99)
 Page, Solomon, G/T, 1999-02
 Tucker, Torrin, T, 2003

78

Healy, Don, DT, 1960-61
 (Healy also wore #62)
 Meyers, John, DT, 1962-63

Youmans, Maury, DE, 1964-65
 Asher, Bob, T, 1970
 Walton, Bruce, G, 1973-75
 Schaum, Greg, DE, 1976
 Dutton, John, DL, 1979-86
 Widell, Dave, T, 1988-89
 Lett, Leon, DL, 1991-00
 Vollers, Kurt, T, 2002-03

79

Klein, Dick, T, 1960
 Frost, Ken, DT, 1961-62
 Stephens, Larry, DE, 1963-67
 (Stephens also wore #77)
 East, Ron, DT, 1967-70
 (East also wore #77)
 Gregg, Forrest, G/T, 1971
 Martin, Harvey, DE, 1973-83
 Hunt, John, G/T, 1984
 Cesario, Sal, G, 1987
 Smith, Daryle, T, 1987-88
 (Smith also wore #75)
 Broughton, Willie, DT, 1989-90
 Williams, Erik, T, 1991-00
 Dorsey, Char-ron, T, 2001-02
 McFadden, Marques, T, 2002

80

Murchison, Ola Lee, WR, 1961
 Folkins, Lee, TE, 1962-64
 (Folkins also wore #83)
 Barnes, Gary, WR, 1963
 McDaniels, David, WR, 1968
 Hill, Tony, WR, 1977-86
 Barksdale, Rod, WR, 1987
 Spivey, Sebron, WR, 1987
 Gay, Everett, WR, 1988
 Ford, Bernard, WR, 1989
 Harris, Rod, WR, 1990
 Harper, Alvin, WR, 1991-94, 1999
 (Harper also wore #82)
 Gadsden, Oronde, WR, 1995
 Williams, Stepfret, WR, 1996-97
 Santiago, O.J., TE, 2000
 Fontenot, Chris, TE, 2000
 Swinton, Reggie, WR, 2001-03
 McGee, Tony, TE, 2002-03
 (McGee also wore #82)
 James, Cedric, WR, 2003

81

Howton, Bill, WR, 1960-63
 Bateman, Marv, P, 1972-74
 Howard, Percy, WR, 1975
 Steele, Robert, WR, 1978
 (Steele also wore #82)
 Smith, Jackie, TE, 1978
 Wilson, Steve, WR/CB, 1979-81
 (Wilson also wore #45)
 Phillips, Kirk, WR, 1984
 Powe, Karl, WR, 1985-86
 Courville, Vince, WR, 1987
 (Courville also wore #44)
 Edwards, Kelvin, WR, 1987-88
 (Edwards also wore #87)
 Ankrom, Scott, WR, 1989
 Wright Alexander, WR, 1990-92
 Daniel, Tim, WR, 1993
 Galbraith, Scott, TE, 1993-94, 1997
 (Galbraith also wore #89)
 Hervey, Edward, WR, 1995
 Armstrong, Tyji, TE, 1996
 Jeffers, Patrick, WR, 1998
 Ismail, Raghib, WR, 1999-01
 Whalen, James, TE, 2000-03
 (Whalen also wore #46, #82, #83)



82

Clarke, Frank, TE/WR, 1960-67
 Stowe, Otto, WR, 1973
 Reece, Beasley, CB/WR, 1976
 Steele, Robert, WR, 1978
 (Steele also wore #81)
 Simmons, Cleo, TE, 1983
 Renfro, Mike, WR, 1984-87
 Burbage, Cornell, WR, 1987-89
 (Burbage also wore #15 and #89)
 Shepard, Derrick, WR, 1989-91
 (Shepard also wore #87)
 Harper, Alvin, WR, 1991-94, 1999
 (Harper also wore #80)
 Smith, Jimmy, WR, 1992
 Fleming, Cory, WR, 1994-95
 Mitchell, Johnny, TE, 1996
 Ogden, Jeff, WR, 1998-99
 Brazzell, Chris, WR, 1999-00
 (Brazzell also wore #85)
 McKnight, James, WR, 1999-00
 Whalen, James, TE, 2000-03
 (Whalen also wore #46, #81, #83)
 McGee, Tony, TE, 2002-03
 (McGee also wore #80)
 Witten, Jason, TE, 2003

83

Doran, Jim, WR, 1960-61
 Folkens, Lee, TE, 1962-64
 (Folkens also wore #80)
 Deters, Harold, K, 1967
 Clark, Mike, K, 1968-71, 1973
 (Clark also wore #17)
 Richards, Golden, WR, 1973-78
 Donley, Doug, WR, 1981-84
 Gonzalez, Leon, WR, 1985
 Martin, Kelvin, WR, 1987-92, 1996
 Mickey, Joey, TE, 1993
 Jackson, Willie, WR, 1994
 Watkins, Kendall, TE, 1995
 Miller, Anthony, WR, 1997
 Clay, Hayward, TE, 1998-99
 Still, Bryan, WR, 1999
 McGarity, Wane, WR, 1999-01
 Whalen, James, TE, 2000-03
 (Whalen also wore #46, #81, #82)
 Glenn, Terry, WR, 2003

84

Wisener, Gary, WR, 1960
 Norman, Pettis, TE, 1962-70
 Fugett, Jean, TE, 1972-75
 Cosbie, Doug, TE, 1979-88
 Borresen, Rich, TE, 1987
 Jennings, Keith, TE, 1989
 Novacek, Jay, TE, 1990-96
 Lucky, Mike, TE, 1999-02
 (Lucky also wore #86)
 Galloway, Joey, WR, 2000-03

85

Cronin, Gene, LB, 1960
 Wright, Rayfield, TE/T, 1967-79
 (Wright also wore #70)
 Smith, Tody, DL, 1971-72
 Cornwell, Fred, TE, 1984-85
 Chandler, Thornton, TE, 1986-89
 (Chandler also wore #89)
 Folsom, Steve, TE, 1987-90
 Hendrix, Tim, TE, 1987
 McKinnon, Dennis, WR, 1990
 Williams, Kevin, WR, 1993-96
 Mills, Ernie, WR, 1998-99
 Brazzell, Chris, WR, 1999-00
 (Brazzell also wore #82)

Chiaverini, Darren, WR, 2001
 Scott, Darnay, WR, 2002
 Robinson, Jeff, TE, 2002-03

86

Sherer, Dave, P, 1960
 Porterfield, Garry, DE, 1965
 Coleman, Ralph, LB, 1972
 Houston, Bill, WR, 1974
 Johnson, Butch, WR, 1976-83
 Harris, Duriel, WR, 1984
 Smith, Waddell, WR, 1984
 Duckett, Kenny, WR, 1985
 Sherrard, Mike, WR, 1986
 Dixon, James, WR/RB, 1989-91
 (Dixon also wore #21)
 Williams, Tyrone, WR, 1993
 Bjornson, Eric, TE, 1995-99
 Lucky, Mike, TE, 1999-02
 (Lucky also wore #84)
 Campbell, Dan, TE, 2003

87

Borden, Nate, DE, 1960-61
 Stynchula, Andy, DE, 1968
 Truax, Billy, TE, 1971-73
 Howard, Ron, TE, 1974-75
 Saldi, Jay, TE, 1976-82
 Banks, Gordon, WR, 1985-87
 Edwards, Kelvin, WR, 1987-88
 (Edwards also wore #81)
 Alexander, Ray, WR, 1988-89
 Shepard, Derrick, WR, 1989-91
 (Shepard also wore #82)
 Roberts, Alfredo, TE, 1991-92
 Davis, Billy, WR, 1995-98
 Tucker, Jason, WR, 1999-00
 Rambo, Ken-Yon, WR, 2001-02
 Smith, Zuriel, WR, 2003

88

Davis, Sonny, LB, 1961
 Ridgway, Colin, P/K, 1965
 Randle, Sonny, WR, 1968
 Rucker, Reggie, WR, 1970-71
 Sellers, Ron, WR, 1972
 Pearson, Drew, WR, 1973-83
 Irvin, Michael, WR, 1988-99
 Harris, Jackie, TE, 2000-01
 Bryant, Antonio, WR, 2002-03

89

Dugan, Fred, WR, 1960
 Davis, Donnie, WR, 1962
 Ditka, Mike, TE, 1969-72
 DuPree, Billy Joe, TE, 1973-83
 Salonen, Brian, TE/LB, 1984-85
 Chandler, Thornton, TE, 1986-89
 (Chandler also wore #85)
 Burbage, Cornell, WR, 1987-89
 (Burbage also wore #15 and #82)
 Awalt, Rob, TE, 1990-91
 Tennell, Derek, TE, 1992
 Blackwell, Kelly, TE, 1993
 Galbraith, Scott, TE, 1993-94, 1997
 (Galbraith also wore #81)
 Price, Jim, TE, 1993
 Ware, Derek, TE, 1996
 LaFleur, David, TE, 1997-00
 Williams, Randal, WR, 2001-03

90

Crockett, Willis, LB, 1990
 Hill, Tony, DE, 1991-92
 (Hill also wore #60)

McIntosh, Todd, DT, 1994
 Sturgis, Oscar, DE, 1995
 Spellman, Alonzo, DT, 1999-00
 Frisch, Byron, DE, 2001
 Ogbogu, Eric, DE, 2003

91

Johnson, Walter, DT, 1987
 Vanderbeek, Matt, LB/DE, 1993-94
 Benson, Darren, DT, 1995-98
 Underwood, Dimitrios, DL, 2000-01
 Carson, Leonardo, DT, 2003

92

Perkins, Ray, DE, 1987
 Tolbert, Tony, DL, 1989-97
 (Tolbert also wore #62)
 White, Chris, DE, 2000
 Evans, Demetric, DE, 2001-02
 Brooks, Jermaine, DT, 2003

93

Cooper, Reggie, LB, 1991
 Ulufale, Mike, DT, 1996
 Smith, Artie, DT, 1998
 Zellner, Peppi, DE, 1999-02
 Coleman, Kenyon, DE, 2003

94

Watts, Randy, DE, 1987
 Shannon, Randy, LB, 1989-90
 (Shannon also wore #53)
 Haley, Charles, DE, 1992-96
 Myers, Michael, DL, 1998-03

95

Walén, Mark, DT, 1987-88
 Hennings, Chad, DT, 1992-00
 Chevrier, Randy, DT, 2001
 Weatherington, Colston, DE, 2002

96

Stubbs, Daniel, DE, 1990-91
 Carver, Shante, DE, 1994-97
 (Carver also wore #98)
 Anderson, Antonio, DT, 1997-98
 Ekuban, Ebenezer, DE, 1999-03

97

Ponder, David, DT, 1985
 Lilly, Kevin, DT, 1989
 Jones, Jimmie, DL, 1990-93
 Pittman, Kavika, DE, 1996-99
 Fields, Aaron, DE, 2000
 Glover, La'Roi, DT, 2002-03

98

Tippins, Ken, LB, 1989
 Willis, Mitch, DT, 1990
 Myles, Godfrey, LB, 1991-96
 Carver, Shante, DE, 1994-97
 (Carver also wore #96)
 Ellis, Greg, DE, 1998-03

99

Brooks, Kevin, DT, 1985-88
 Howard, David, LB, 1989-90
 McCormack, Hurvin, DT, 1994-98
 Davis, Nathan, DT, 1998-99
 (Davis also wore #77)
 Blade, Willie, DT, 2003



Cowboys All-Time Honor Roll

ALL-TIME PRO BOWL SELECTIONS

Name, Position	Total Selections	Consecutive Streak
Bob Lilly, DT	11	10 (1964-73)
Mel Renfro, S/CB	10	10 (1964-73)
Randy White, DT	9	9 (1977-85)
Larry Allen, G/T	8	7 (1995-01)
Ermitt Smith, RB	8	6 (1990-95)
Don Perkins, RB	6	3('61-63, '66-68)
Chuck Howley, LB	6	5 (1965-69)
John Niland, G	6	6 (1968-73)
Rayfield Wright, T	6	6 (1971-76)
Cliff Harris, S	6	6 (1974-79)
Roger Staubach, QB	6	5 (1975-79)
Troy Aikman, QB	6	6 (1991-96)
Nate Newton, G	6	5 (1992-96)
George Andrie, DE	5	5 (1965-69)
Cornell Green, CB/S	5	3 (1965-67)
Lee Roy Jordan, LB	5	3 (1967-69)
Michael Irvin, WR	5	5 (1991-95)
Jay Novacek, TE	5	5 (1991-95)
Darren Woodson, S	5	5 (1994-98)
Calvin Hill, RB	4	3 (1972-74)
Harvey Martin, DE	4	4 (1976-79)
Pat Donovan, T	4	4 (1979-82)
Tony Dorsett, RB	4	3 (1981-83)
Everson Walls, CB	4	3 (1981-83)
Deion Sanders, CB/KR	4	4 (1996-99)
Erik Williams, T	4	2 (1996-97)

PRO BOWL

1960 (1) -	Jim Doran, WR (1)
1961 (2) -	Dick Bielski, TE (1)
	# Don Perkins, RB (1)
1962 (5) -	Don Bishop, CB (1)
	Eddie LeBaron, QB (1)
	Bob Lilly, DE (1)
	Don Perkins, RB (2)
	Jerry Tubbs, LB (1)
1963 (3) -	Sam Baker, P (1)
	Lee Folkins, TE (1)
	Don Perkins, RB (3)
1964 (2) -	Bob Lilly, DT (2)
	# Mel Renfro, S (1)
1965 (6) -	George Andrie, DE (1)
	Cornell Green, CB (1)
	# Bob Hayes, WR (1)
	Chuck Howley, LB (1)
	Bob Lilly, DT (3)
	Mel Renfro, S (2)
1966 (9) -	George Andrie, DE (2)
	Cornell Green, CB (2)
	Bob Hayes, WR (2)
	Chuck Howley, LB (2)
	Bob Lilly, DT (4)
	Dave Manders, C (1)
	Don Meredith, QB (1)
	Don Perkins, RB (4)
	Mel Renfro, S (3)
1967 (10) -	George Andrie, DE (3)
	Cornell Green, CB (3)
	Bob Hayes, WR (3)
	Chuck Howley, LB (3)
	Lee Roy Jordan, LB (1)
	Bob Lilly, DT (5)
	Don Meredith, QB (2)
	Ralph Neely, T (1)
	Don Perkins, RB (5)
	Mel Renfro, S (4)
1968 (8) -	George Andrie, DE (4)
	Chuck Howley, LB (4)
	Lee Roy Jordan, LB (2)
	Bob Lilly, DT (6)
	Don Meredith, QB (3)

Pro Bowl (cont.)

1968 (cont.)	John Niland, G (1)
	Don Perkins, RB (6)
	Mel Renfro, CB (5)
1969 (8) -	a George Andrie, DE (5)
	* Calvin Hill, RB (1)
	Chuck Howley, LB (5)
	Lee Roy Jordan, LB (3)
	Bob Lilly, DT (7)
	Ralph Neely, T (2)
	John Niland, G (2)
	Mel Renfro, CB (6)
1970 (3) -	Bob Lilly, DT (8)
	John Niland, G (3)
	b Mel Renfro, CB (7)
1971 (8) -	Cornell Green, S (4)
	Chuck Howley, LB (6)
	Bob Lilly, DT (9)
	John Niland, G (4)
	Mel Renfro, S (8)
	Roger Staubach, QB (1)
	Ron Widby, P (1)
	Rayfield Wright, T (1)
1972 (7) -	Walt Garrison, RB (1)
	Cornell Green, S (5)
	Calvin Hill, RB (2)
	* Bob Lilly, DT (10)
	John Niland, G (5)
	* Mel Renfro, CB (9)
	Rayfield Wright, T (2)
1973 (6) -	* Calvin Hill, RB (3)
	* Lee Roy Jordan, LB (4)
	* Bob Lilly, DT (11)
	John Niland, G (6)
	Mel Renfro, CB (10)
	Rayfield Wright, T (3)
1974 (6) -	Cliff Harris, S (1)
	Calvin Hill, RB (4)
	Lee Roy Jordan, LB (5)
	Blaine Nye, G (1)
	Drew Pearson, WR (1)
	Rayfield Wright, T (4)
1975 (3) -	Cliff Harris, S (2)
	* Roger Staubach, QB (2)
	Rayfield Wright, T (5)
1976 (8) -	Billy Joe DuPree, TE (1)
	Cliff Harris, S (3)
	Harvey Martin, DE (1)
	Blaine Nye, G (2)
	Drew Pearson, WR (2)
	Roger Staubach, QB (3)
	Charlie Waters, S (1)
	Rayfield Wright, T (6)
1977 (8) -	Billy Joe DuPree, TE (2)
	Cliff Harris, S (4)
	Efren Herrera, K (1)
	Harvey Martin, DE (2)
	Drew Pearson, WR (3)
	* Roger Staubach, QB (4)
	Charlie Waters, S (2)
	Randy White, DT (1)
1978 (9) -	Tony Dorsett, RB (1)
	Billy Joe DuPree, TE (3)
	Cliff Harris, S (5)
	Thomas Henderson, LB (1)
	Tony Hill, WR (1)
	* Harvey Martin, DE (3)
	Roger Staubach, QB (5)
	Charlie Waters, S (3)
	Randy White, DT (2)
	Bob Bruenig, LB (1)
1979 (8) -	Pat Donovan, T (1)
	Cliff Harris, S (6)
	Tony Hill, WR (2)
	Harvey Martin, DE (4)
	Herb Scott, G (1)



Pro Bowl (cont.)

- 1979 (cont.) **Roger Staubach, QB (6)**
Randy White, DT (3)
 1980 (4) - **Bob Bruenig, LB (2)**
 Pat Donovan, T (2)
Herb Scott, G (2)
Randy White, DT (4)
 1981 (7) - **Pat Donovan, T (3)**
Tony Dorsett, RB (2)
Ed Jones, DE (1)
Herb Scott, G (3)
 Rafael Septien, K (1)
 # **Everson Walls, CB (1)**
Randy White, DT (5)
 1982 (7) - **Bob Bruenig, LB (3)**
Pat Donovan, T (4)
Tony Dorsett, RB (3)
Ed Jones, DE (2)
Everson Walls, CB (2)
 Danny White, QB (1)
Randy White, DT (6)
 1983 (5) - **Doug Cosbie, TE (1)**
Tony Dorsett, RB (4)
Ed Jones, DE (3)
Everson Walls, CB (3)
Randy White, DT (7)
 1984 (3) - **Bill Bates, ST (1)**
Doug Cosbie, TE (2)
Randy White, DT (8)
 1985 (4) - **Doug Cosbie, TE (3)**
 Tony Hill, WR (3)
Everson Walls, CB (4)
Randy White, DT (9)
 1987 (1) - **Herschel Walker, RB (1)**
 1988 (1) - **Herschel Walker, RB (2)**
 1990 (1) - # **Emmitt Smith, RB (1)**
 1991 (4) - **Troy Aikman, QB (1)**
 @ **Michael Irvin, WR (1)**
Jay Novacek, TE (1)
Emmitt Smith, RB (2)
 1992 (6) - **Troy Aikman, QB (2)**
 Michael Irvin, WR (2)
 Nate Newton, G (1)
Jay Novacek, TE (2)
Emmitt Smith, RB (3)
 Mark Stepnoski, C (1)
 1993 (11) - %* **Troy Aikman, QB (3)**
 * Thomas Everett, S (1)
Michael Irvin, WR (3)
 Daryl Johnston, FB (1)
 Russell Maryland, DT (1)
Nate Newton, G (2)
 Ken Norton, LB (1)
Jay Novacek, TE (3)
Emmitt Smith, RB (4)
Mark Stepnoski, C (2)
Erik Williams, T (1)
 1994 (11) - **Troy Aikman, QB (4)**
Charles Haley, DE (1)
 Michael Irvin, WR (4)
 Daryl Johnston, FB (2)
Leon Lett, DT (1)
Nate Newton, G (3)
 Jay Novacek, TE (4)
Emmitt Smith, RB (5)
Mark Stepnoski, C (3)
 Mark Tuinei, T (1)
Darren Woodson, S (1)
 1995 (10) - * **Troy Aikman, QB (5)**
Larry Allen, G (1)
 * **Ray Donaldson, C (1)**
Charley Haley, DE (2)
 Michael Irvin, WR (5)
Nate Newton, G (4)
Jay Novacek, TE (5)
Emmitt Smith, RB (6)
 Mark Tuinei, T (2)
Darren Woodson, S (2)

- 1996 (9) - * **Troy Aikman, QB (6)**
Larry Allen, G (2)
 * **Ray Donaldson, C (2)**
 Nate Newton, G (5)
 * **Deion Sanders, CB (1)**
 Jim Schwartz, ST (1)
Tony Tolbert, DE (1)
Erik Williams, T (2)
 Darren Woodson, S (3)
 1997 (4) - **Larry Allen, G (3)**
 * **Deion Sanders, CB (2)**
 Erik Williams, T (3)
 * **Darren Woodson, S (4)**
 1998 (6) - **Larry Allen, T (4)**
 Leon Lett, DT (2)
 Nate Newton, G (6)
Deion Sanders, CB/KR (3)
 Emmitt Smith, RB (7)
 Darren Woodson, S (5)
 1999 (5) - * **Larry Allen, G (5)**
 Dexter Coakley, LB (1)
 * **Deion Sanders, CB (4)**
 Emmitt Smith, RB (8)
 Erik Williams, T (4)
 2000 (2) - **Larry Allen, G (6)**
 2001 (2) - * **Larry Allen, G (7)**
 Dexter Coakley, LB (2)
 2002 (1) - **La'Roi Glover, DT, (1)**
 2003 (5) - **Flozell Adams, T (1)**
Larry Allen, G (8)
 Dexter Coakley, LB (3)
La'Roi Glover, DT (2)
Roy Williams, S (1)

BOLD starter

* selected but did not play

rookie

@ most valuable player

a named outstanding lineman

b named outstanding back

% top vote getter

ALL PRO

- 1962 (2) - **Don Perkins, RB (1, AP, NEA)**
Jerry Tubbs, LB (1, TSN)
 1963 (1) - **Chuck Howley, LB (1, TSN)**
 1964 (3) - **Frank Clarke, TE (1, AP)**
Bob Lilly, DT (1, AP, UPI, NEA)
Jim Ridlon, DB (1, TSN)
 1965 (3) - # **Bob Hayes, WR (1, TSN)**
Bob Lilly, DT (2, AP, UPI, NEA, TSN)
Mel Renfro, S (1, NEA, TSN)
 1966 (7) - **Cornell Green, CB (1, AP, NEA, TSN)**
Bob Hayes, WR (2, AP, UPI, NEA, TSN)
Chuck Howley, LB (2, AP, UPI, NEA)
Lee Roy Jordan, LB (1, TSN)
Bob Lilly, DT (3, AP, UPI, NEA, TSN)
Ralph Neely, T (1, TSN)
Dan Reeves, RB (1, TSN)
 1967 (7) - **George Andrie, DE (1, TSN)**
Cornell Green, CB (2, AP, UPI, NEA, TSN)
Bob Hayes, WR (3, TSN)
Chuck Howley, LB (3, AP, TSN)
Bob Lilly, DT (4, AP, UPI, NEA, TSN)
Ralph Neely, T (2, AP, UPI, TSN)
Mel Renfro, S (2, TSN)
 1968 (5) - **Cornell Green, CB (3, NEA)**
Bob Hayes, WR (4, AP)
Chuck Howley, LB (4, AP, NEA)
Bob Lilly, DT (5, AP, UPI, NEA)
Ralph Neely, T (3, AP, UPI, NEA)
 1969 (7) - **Cornell Green, CB (4, UPI)**
 # **Calvin Hill, RB (1, AP, UPI)**
Chuck Howley, LB (5, AP, UPI, NEA)
Bob Lilly, DT (6, AP, NEA)
Ralph Neely, T (4, AP, UPI, NEA)
John Niland, G (1, AP)
Mel Renfro, S (3, NEA)
 1970 (1) - **Chuck Howley, LB (6, AP, PFWA)**
 1971 (4) - **Bob Lilly, DT (7, AP, PFWA, NEA)**
John Niland, G (2, AP, PFWA)



ALL-TIME HONOR ROLL

All-Pro (cont.)

- 1971 (cont.)** Mel Renfro, S (4, NEA)
Rayfield Wright, T (1, AP, PFWA)
- 1972 (3) -** John Niland, G (3, AP)
Blaine Nye, CB (1, NEA)
Rayfield Wright, T (2, AP, UPI, PFWA, NEA)
Calvin Hill, RB (2, PFWA)
- 1973 (4) -** Lee Roy Jordan, LB (2, NEA, PFWA)
Mel Renfro, CB (5, NEA, PFWA)
Rayfield Wright, T (3, AP, PFWA)
Drew Pearson, WR (1, AP, PFWA)
- 1974 (1) -** Cliff Harris, S (1, NEA)
- 1975 (2) -** Rayfield Wright, T (4, NEA)
Cliff Harris, S (2, AP, PFWA, NEA)
- 1976 (2) -** Drew Pearson, WR (2, AP, PFWA)
Cliff Harris, S (3, AP, PFWA, NEA)
Efrén Herrera, K (1, AP, PFWA, NEA)
Harvey Martin, DE (1, AP, PFWA, NEA)
Drew Pearson, WR (3, AP, PFWA, NEA)
Charlie Waters, S (1, PFWA)
- 1978 (3) -** Cliff Harris, S (4, AP, PFWA)
Charlie Waters, S (2, PFWA, NEA)
Randy White, DT (1, AP, PFWA, NEA)
- 1979 (1) -** Randy White, DT (2, AP, PFWA, NEA)
- 1980 (2) -** Herb Scott, G (1, AP, NEA)
Randy White, DT (3, PFWA, NEA)
- 1981 (5) -** Tony Dorsett, RB (1, AP, PFWA, NEA)
Ed Jones, DE (1, NEA)
Herb Scott, G (2, AP)
Rafael Septien, K (1, AP, PFWA)
Randy White, DT (4, AP, PFWA, NEA)
- 1982 (3) -** Ed Jones, DE (2, AP)
Everson Walls, CB (1, PFWA)
Randy White, DT (5, AP, PFWA, NEA)
- 1983 (2) -** Everson Walls, CB (2, AP)
Randy White, DT (6, AP, PFWA)
- 1984 (2) -** Michael Downs, S (PFWA)
Randy White, DT (7, AP, PFWA, NEA)
- 1985 (2) -** Everson Walls, CB (3, PFWA)
Randy White, DT (8, AP, NEA)
- 1989 (1) -** Eugene Lockhart, LB (1, TSN)
- 1991 (2) -** Michael Irvin, WR (1, AP, PFWA, NEA, TSN)
Jay Novacek, TE (1, CPFN)
- 1992 (4) -** Kelvin Martin, PR (1, PFW, PFWA)
Jay Novacek, TE (2, AP, PFW, PFWA, CPFN)
Emmitt Smith, RB (1, AP, PFW, PFWA, NEA, TSN, CPFN, FD)
Mark Stepnoski, C (1, NEA)
- 1993 (3) -** Troy Aikman, QB (1, TSN)
Emmitt Smith, RB
(2, AP, PFWA, PFW, TSN, CPFN, FD)
Erik Williams, T
(1, AP, PFWA, PFW, TSN, CPFN, FD)
- 1994 (4) -** Charles Haley, DE
(1, AP, PFWA, PFW, TSN, CPFN, FD)
Nate Newton, G
(1, AP, PFWA, PFW, CPFN, FD)
Emmitt Smith, RB
(3, AP, PFWA, PFW, TSN, CPFN, FD)
Darren Woodson, S
(1, AP, PFWA, PFW, TSN, CPFN, FD)
- 1995 (6) -** Larry Allen, G (1, TSN, CPFN, FD)
Nate Newton, G
(2, AP, PFWA, PFW, TSN, FD)
Deion Sanders, CB (1, TSN)
Emmitt Smith, RB
(4, AP, PFWA, PFW, TSN, CPFN, FD)
Erik Williams, T (2, TSN)
Darren Woodson, S
(2, AP, PFWA, PFW, TSN, CPFN, FD)
- 1996 (5) -** Larry Allen, G (2, AP, PFWA, PFW, TSN, CPFN, FD)
Deion Sanders, CB (2, AP, PFWA, PFW, TSN)
Jim Schwartz, ST (1, PFWA, PFW)
Erik Williams, T (3, AP)
Darren Woodson, S (3, AP, PFWA, PFW, TSN, CPFN, FD)
- 1997 (3) -** Larry Allen, G (3, AP, PFWA, PFW, TSN, CPFN, FD)
Richie Cunningham, K (1, AP, TSN)

- 1998 (3) -** Deion Sanders, CB (3, AP, PFWA, PFW, TSN)
Larry Allen, T (4, AP, PFW, TSN)
Deion Sanders, CB (3, AP, PFW, TSN, FD)
KR (1, PFW)
Darren Woodson, S (4, TSN)
- 1999 (2) -** Larry Allen, G (5, AP, PFW, TSN, PFN)
Deion Sanders, CB (4, TSN)
- 2000 (1) -** Larry Allen, G (6, AP, PFW, CPFN, TSN)
- 2001 (1) -** Larry Allen, G (7, AP, PFW, FD, CPFN, TSN)
- 2002 (1) -** La'Roi Glover, DT (PFW, CPFN, TSN)
- 2003 (1) -** Roy Williams, S (AP, PFW, FD, TSN)

ALL-NFC

- 1970 (3) -** Chuck Howley, LB (AP, UPI)
John Niland, G (UPI)
Mel Renfro, CB (AP)
- 1972 (3) -** Bob Lilly, DT (AP, UPI)
John Niland, G (AP, UPI)
Rayfield Wright, T (AP, UPI)
- 1973 (5) -** Calvin Hill, RB (AP, UPI)
Lee Roy Jordan, LB (AP, UPI)
John Niland, G (AP, UPI)
Mel Renfro, CB (AP, UPI)
Rayfield Wright, T (AP, UPI)
- 1974 (3) -** Cliff Harris, S (AP, UPI)
Drew Pearson, WR (AP, UPI)
Rayfield Wright, T (AP, UPI)
- 1976 (5) -** Billy Joe DuPree, TE (AP, UPI)
Cliff Harris, S (AP, UPI)
Blaine Nye, G (AP)
Drew Pearson, WR (AP, UPI)
Roger Staubach, QB (AP)
- 1977 (5) -** Cliff Harris, S (UPI)
Efrén Herrera, K (UPI)
Harvey Martin, DE (UPI)
Drew Pearson, WR (UPI)
Roger Staubach, QB (UPI)
- 1978 (6) -** Tony Dorsett, RB (UPI)
Billy Joe DuPree, TE (UPI)
Cliff Harris, S (UPI)
Herb Scott, G (UPI)
Charlie Waters, S (UPI)
Randy White, DT (UPI)
- 1979 (6) -** Bob Breunig, LB (PFW)
Pat Donovan, T (UPI, PFW, TSN)
Cliff Harris, S (TSN)
Herb Scott, G (UPI, TSN)
Roger Staubach, QB (UPI, PFW, TSN)
Randy White, DT (UPI, PFW)
- 1980 (4) -** Bob Breunig, LB (UPI)
Pat Donovan, T (UPI)
Herb Scott, G (UPI)
Randy White, DT (UPI, PFW, TSN)
- 1981 (5) -** Tony Dorsett, RB (UPI)
Herb Scott, G (UPI)
Ed Jones, DE (UPI)
Rafael Septien, K (UPI)
Randy White, DT (UPI)
- 1982 (5) -** Bob Breunig, LB (UPI)
Pat Donovan, T (UPI)
Tony Dorsett, RB (UPI)
Everson Walls, CB (UPI)
Randy White, DT (UPI)
- 1983 (4) -** Bob Breunig, LB (UPI)
Ed Jones, DE (UPI, PFW)
Everson Walls, CB (PFW)
Randy White, DT (UPI, PFW)
- 1984 (4) -** Bill Bates, S (PFW)
Michael Downs, S (UPI)
Everson Walls, CB (UPI)
Randy White, DT (UPI, FN)
- 1985 (5) -** Doug Cosbie, TE (UPI)
Michael Downs, S (UPI)
Tony Hill, WR (FN)
Everson Walls, CB (UPI, FN)
Randy White, DT (UPI, FN)
- 1986 (1) -** Randy White, DT (FN)



All-NFC (cont.)

- 1987 (1) - Herschel Walker, RB (PFW)
 1988 (1) - Herschel Walker, RB (UPI)
 1991 (3) - Michael Irvin, WR (UPI, FN)
 Jay Novacek, TE (UPI, FN, PFW)
 Emmitt Smith, RB (UPI, FN, PFW)
 1992 (4) - Nate Newton, G (UPI, FN)
 Jay Novacek, TE (UPI, FN)
 Emmitt Smith, RB (UPI, FN)
 Mark Stepnoski, C (UPI, FN)
 1993 (5) - Troy Aikman, QB (FN)
 Ken Norton, LB (FN)
 Emmitt Smith, RB (UPI, FN)
 Mark Stepnoski, C (UPI, FN)
 Erik Williams, T (UPI, FN)
 1994 (6) - Charles Haley, DE (UPI, FN)
 Leon Lett, DT (UPI, FN)
 Nate Newton, G (UPI, FN)
 Emmitt Smith, RB (UPI, FN)
 Mark Stepnoski, C (UPI, FN)
 Darren Woodson, S (UPI, FN)
 1995 (5) - Larry Allen, G (FN)
 Nate Newton, G (UPI)
 Jay Novacek, TE (UPI)
 Emmitt Smith, RB (UPI, FN)
 Darren Woodson, S (UPI, FN)
 1996 (4) - Larry Allen, G (UPI, FN)
 Deion Sanders, CB (UPI, FN)
 Tony Tolbert, DE (UPI, FN)
 Darren Woodson, S (UPI, FN)
 1997 (2) - Larry Allen, G (PFW, PFWA, FN)
 Deion Sanders, CB (PFW, PFWA, FN)
 1998 (2) - Larry Allen, T (PFW, FN)
 Deion Sanders, CB (PFW, FN)
 KR (PFW, FN)
 1999 (3) - Larry Allen, G (PFW, FN)
 Deion Sanders, CB (PFW, FN)
 Erik Williams, T (FN)
 2000 (1) - Larry Allen, G (PFW, FN)
 2001 (1) - Larry Allen, G (PFW, FN)
 2002 (1) - La'Roi Glover, DT (PFW)
 2003 (3) - La'Roi Glover, DT (PFW)
 Dat Nguyen, LB (PFW)
 Roy Williams, S (PFW)

ALL-ROOKIE

- 1974 - Efen Herrera, K (PFWA)
 - Ed Jones, DE (PFWA)
 1975 - Burton Lawless, G (PFWA)
 Randy White, LB (PFWA)
 1977 - Tony Dorsett, RB (PFWA)
 1979 - Aaron Mitchell, CB (UPI)
 1981 - Everson Walls, CB (PFWA, UPI)
 1983 - Bill Bates, S (PFWA, UPI, PFW)
 1984 - Eugene Lockhart, LB (PFWA, UPI, PFW, FD)
 1987 - Roger Ruzek, K (UPI, PFW)
 1988 - Michael Irvin, WR (FD)
 1989 - Troy Aikman, QB (PFWA, UPI, PFW, CPFN)
 James Dixon, KR (UPI, PFW)
 1990 - Jimmie Jones, DT (PFWA, UPI, PFW)
 Emmitt Smith, RB
 (PFWA, UPI, FN, PFW, FD, CPFN)
 1991 - Larry Brown, CB (PFWA, PFW, FD, FN)
 Darrick Brownlow, LB (PFWA)
 Russell Maryland, DT (PFWA, CPFN, PFW)
 1992 - Robert Jones, LB (PFWA, PFW, CPFN, FN)
 Darren Woodson, ST (PFW, PFWA)
 1993 - Darrin Smith, LB (PFWA, CPFN, PFW, FN, FD)
 Kevin Williams, WR (FN)
 1994 - Larry Allen, T (PFWA, PFW, CPFN, FN)
 Chris Boniol, K (PFWA, PFW)
 1997 - Antonio Anderson, DT (PFW)
 Dexter Coakley, LB (PFW, FN)
 1998 - Flozell Adams, G (FD)
 Greg Ellis, DE (FN, FD)

- 1999 - Ebenezer Ekuban, DE (PFW, FN)
 Dat Nguyen, ST (FD)
 Peppi Zellner, DE (CPFN)
 2002 - Antonio Bryant, WR (PFW)
 Derek Ross, CB (PFW)
 Roy Williams, S (PFW)
 2003 - Terence Newman, CB (PFW)
 Zuriel Smith, PR (PFW)
 Jason Witten, TE (PFW)

OTHER HONORS

NFL COACH OF THE YEAR

- 1966 - Tom Landry (AP)
 1990 - Jimmy Johnson (AP)
 1991 - Jimmy Johnson (FD)

NFC COACH OF THE YEAR

- 1966 - Tom Landry (UPI)
 1975 - Tom Landry (UPI)
 1978 - Tom Landry (FN)
 1990 - Jimmy Johnson (UPI, CPFN)

EXECUTIVE OF THE YEAR

- 2003 - Jerry Jones (FD)

NFL PLAYER OF THE YEAR

- 1993 - Emmitt Smith (AP, PFWA, TSN, PFW, FD)

BERT BELL AWARD

(presented by Maxwell Club to NFL Player of the Year)

- 1966 - Don Meredith, QB
 1971 - Roger Staubach, QB
 1993 - Emmitt Smith, RB

NFC PLAYER OF THE YEAR

- 1971 - Roger Staubach
 1981 - Tony Dorsett (UPI)
 1993 - Emmitt Smith (FN)

NFL OFFENSIVE PLAYER OF THE YEAR

- 1993 - Emmitt Smith (UPI, PFW, CPFN)

NFL DEFENSIVE PLAYER OF THE YEAR

- 1977 - Harvey Martin (UPI, PFW)
 1994 - Charles Haley (FD)

NFC DEFENSIVE PLAYER OF THE YEAR

- 1994 - Charles Haley (UPI)

NFC OFFENSIVE LINEMAN OF THE YEAR

- 1996 - Larry Allen (NFLPA)
 1997 - Larry Allen (NFLPA)

NFC DEFENSIVE BACK OF THE YEAR

- 1997 - Deion Sanders (NFLPA)

NFC SPECIAL TEAMS PLAYER OF THE YEAR

- 1984 - Bill Bates (USA Today, NFLPA)

NFC KICKER OF THE YEAR

- 1997 - Richie Cunningham (NFLPA)

NFL DEFENSIVE BACK OF THE YEAR

- 1982 - Everson Walls (NFL Alumni)

NFL DEFENSIVE LINEMAN OF THE YEAR

- 1982 - Randy White (NFL Alumni)

NFL OFFENSIVE LINEMAN OF THE YEAR

- 1994 - Nate Newton (NFL Alumni)
 1997 - Larry Allen (NFL Alumni)

NFL QUARTERBACK OF THE YEAR

- 1993 - Troy Aikman (NFL Alumni)

NFL RUNNING BACK OF THE YEAR

- 1992 - Emmitt Smith (NFL Alumni)
 1993 - Emmitt Smith (NFL Alumni)
 1995 - Emmitt Smith (NFL Alumni)

NFL WIDE RECEIVER OF THE YEAR

- 1991 - Michael Irvin (NFL Alumni)

NFL TIGHT END OF THE YEAR

- 1993 - Jay Novacek (NFL Alumni)

**NFL SPECIAL TEAMS PLAYER OF THE YEAR**

- 1983 - # Bill Bates (NFL Alumni)
 1984 - Bill Bates (NFL Alumni)
 1996 - Jim Schwantz (NFL Alumni)
 1998 - Deion Sanders (NFL Alumni)

GOLDEN TOE TROPHY (PFW) (top placekicker)

- 1981 - Rafael Septien

NFL ROOKIE OF THE YEAR

- 1977 - Tony Dorsett (NEA, PFWA, TSN)

NFC ROOKIE OF THE YEAR

- 1977 - Tony Dorsett (UPI, TSN)
 1992 - Robert Jones, (UPI)

NFL OFFENSIVE ROOKIE OF THE YEAR

- 1969 - Calvin Hill, RB (AP)
 1970 - Duane Thomas, RB (FN, PFG)
 1977 - Tony Dorsett, RB (AP, PFW, FD)
 1990 - Emmitt Smith, RB (AP, PFW, FN)

NFL MAN OF THE YEAR

- 1981 - Tom Landry (FN)
 1997 - Troy Aikman

BART STARR AWARD

- 2001 - Darren Woodson

NFL PLAYER OF THE WEEK

- 1993 - Michael Irvin, vs. S.F., 10/17 (PFWA)
 Emmitt Smith, @ Phil., 10/31 (PFWA)
 Emmitt Smith, @ N.Y. Gia., 1/2/94 (PFWA)
 1994 - Jason Garrett, vs. G.B., 11/24 (PFHOF)
 1995 - Emmitt Smith, @ N.Y. Gia., 9/4 (PFHOF)
 Emmitt Smith, @ Minn., 9/17 (PFHOF)
 1998 - Deion Sanders, @ N.Y. Gia., 9/21 (PFHOF)
 1999 - Troy Aikman, @ Wash., 9/12 (PFHOF)
 Dexter Coakley, vs. Miami 11/25 (PFHOF)

NFC DEFENSIVE PLAYER OF THE WEEK

- 1984 - Randy White, vs. G.B., 9/23
 Randy White, @ Phil., 12/2
 1985 - Jim Jeffcoat, @ Wash., 11/10
 Jim Jeffcoat, vs. N.Y. Gia., 12/15
 1986 - Ed Jones, @ S.D., 11/16
 1987 - Bill Bates, @ N.Y. Gia., 9/20
 Ed Jones, vs. N.Y. Gia., 11/2
 1988 - Ed Jones, vs. Atl., 9/25
 1990 - Issiac Holt, @ T.B., 10/7
 James Washington, vs. Pho., 12/16
 1993 - Kevin Smith, @ N.Y. Jets, 12/18
 1994 - Charles Haley, @ Pitt., 9/4
 Darren Woodson, @ Phil., 12/4
 Darrin Smith, @ N.O., 12/19
 1995 - Charles Haley, vs. Den., 9/10
 1996 - Leon Lett, @ Phil., 9/30
 George Teague, vs. Minn., 12/28
 1999 - Dexter Coakley, vs. Miami, 11/25
 2003 - # Terence Newman, @ Wash., 12/14

NFC OFFENSIVE PLAYER OF THE WEEK

- 1985 - Tony Dorsett, vs. Pit., 10/13
 Danny White, vs. St.L., 11/28
 1987 - Kelvin Edwards, vs. Phil., 10/11
 Herschel Walker, vs. St.L., 12/27
 1988 - # Michael Irvin, @ Wash., 12/11
 1991 - Emmitt Smith, @ Pho., 9/22
 Troy Aikman, vs. N.Y. Gia., 9/29
 Michael Irvin, vs. Atl., 12/22
 1992 - Emmitt Smith, vs. Wash., 9/7
 Michael Irvin, vs. Pho., 9/20
 Emmitt Smith, @ Raid., 10/25
 Erik Williams, vs. Phil., 11/1
 Emmitt Smith, vs. Chi., 12/27
 Troy Aikman, vs. Phil., 1/10/93
 Troy Aikman, @ S.F., 1/17/93
 1993 - Troy Aikman, vs. G.B., 10/3
 Michael Irvin, vs. S.F., 10/17
 Emmitt Smith, @ Phil., 10/31
 Emmitt Smith, @ N.Y. Gia., 1/2/94

- 1994 - Troy Aikman, vs. Ariz., 10/9
 Alvin Harper, @ Cin., 10/30
 Jason Garrett, vs. G.B., 11/24
 Troy Aikman, vs. G.B., 1/8/95
 1995 - Emmitt Smith, @ N.Y. Gia., 9/4
 Emmitt Smith, @ Minn., 9/17
 Emmitt Smith, vs. G.B., 1/14/96
 1996 - Troy Aikman, @ Mia., 10/27
 1997 - Troy Aikman, @ Pitt., 8/31
 1998 - Emmitt Smith, vs. N.Y. Gia., 11/8
 1999 - Troy Aikman, @ Wash., 9/12
 2001 - # Quincy Carter, vs. S.F., 12/30
 2002 - Emmitt Smith, vs. Sea., 10/27

NFC SPECIAL TEAMS PLAYER OF THE WEEK

- 1993 - # Kevin Williams, vs. N.Y. Gia., 11/7
 Eddie Murray, @ Minn., 12/12
 1994 - Bill Bates, vs. Phil., 10/16
 Kevin Williams, vs. Wash., 11/20
 Brock Marion, vs. G.B., 1/8/95
 1995 - John Jett, vs. G.B., 10/8
 Chris Boniol, vs. N.Y. Gia., 12/17
 1996 - Herschel Walker, vs. Atl., 10/20
 Chris Boniol, vs. G.B., 11/18
 Chris Boniol, vs. Minn., 12/28
 1999 - Toby Gowin, vs. Wash., 10/24
 2001 - Tim Seder, vs. Wash., 10/15
 2002 - # Billy Cundiff, @ St. Louis, 9/29
 2003 - Billy Cundiff, @ N.Y. Gia., 9/15
 Billy Cundiff, vs. N.Y. Gia., 12/21

NFC PRIME TIME PLAYER OF THE WEEK

- 1998 - Deion Sanders, @ N.Y. Gia., 9/21

NFC OFFENSIVE PLAYER OF THE MONTH

- 1991 - Emmitt Smith, RB, December
 1992 - Emmitt Smith, RB, November
 Emmitt Smith, RB, December
 1993 - Troy Aikman, QB, October
 Emmitt Smith, RB, December
 1995 - Emmitt Smith, RB, September

NFC SPECIAL TEAMS PLAYER OF THE MONTH

- 1996 - Chris Boniol, K, November
 1997 - Richie Cunningham, K, September
 1999 - Jason Tucker, KR, December

NFL DEFENSIVE ROOKIE OF THE MONTH

- 1997 - Dexter Coakley, LB, October

SUPER BOWL MOST VALUABLE PLAYER

- SB V - Chuck Howley, LB
 SB VI - Roger Staubach, QB
 SB XII - Harvey Martin, DE
 Randy White, DT/LB
 SB XXVII - Troy Aikman, QB
 SB XXVIII - Emmitt Smith, RB
 SB XXX - Larry Brown, CB

ED BLOCK COURAGE AWARD

(nominee from each NFL team for courage in battling injuries)

- 1984 - James Jones, RB
 1985 - Howard Richards, OL
 1986 - Tony Dorsett, RB
 1987 - Brian Baldinger, OL
 1988 - Randy White, DT
 1989 - Ed Jones, DE
 1990 - Kelvin Martin, WR
 1991 - Ken Norton, LB
 1992 - Daryl Johnston, FB
 1993 - Bill Bates, S
 1994 - Mark Stepnoski, C
 1995 - Erik Williams, T
 1996 - Kevin Smith, CB
 1997 - Tony Tolbert, DE
 1998 - Darren Woodson, S
 1999 - Ernie Mills, WR
 2000 - Greg Ellis, DE
 2001 - Mike Lucky, TE
 2002 - Dat Nguyen, LB
 2003 - Jamar Martin, FB



BOB LILLY AWARD (voted by Cowboys' fans for sportsmanship, dedication, leadership and achievement)

1985	-	Randy White, DT
1986	-	Randy White, DT
1987	-	Danny White, QB
1988	-	Ed Jones, DE
1989	-	Ed Jones, DE
1990	-	Bill Bates, S
1991	-	Bill Bates, S
1992	-	Troy Aikman, QB
1993	-	Bill Bates, S
1994	-	Bill Bates, S
1995	-	Troy Aikman, QB
1996	-	Emmitt Smith, RB
1997	-	Troy Aikman, QB
1998	-	Troy Aikman, QB
1999	-	Emmitt Smith, RB
2001	-	Emmitt Smith, RB
2002	-	Emmitt Smith, RB
2003	-	Darren Woodson, S

SPORTSMAN OF THE YEAR

1994	-	Emmitt Smith (TSN)
------	---	--------------------

DASA PRO ATHLETE OF THE YEAR

1991	-	Michael Irvin, WR
	-	Emmitt Smith, RB
1993	-	Troy Aikman, QB
	-	Emmitt Smith, RB

DASA BIG "D" AWARD

1990	-	Jimmy Johnson
1991	-	Jerry Jones
1992	-	Emmitt Smith
2001	-	Troy Aikman

DASA FIELD SCOVELL AWARD

1970	-	Dallas Cowboys
1971	-	Bob Lilly
1975	-	Roger Staubach
1977	-	Tom Landry
1980	-	Randy White
1981	-	Tony Dorsett
1992	-	Dallas Cowboys
1994	-	Troy Aikman
1995	-	Emmitt Smith
2001	-	Gil Brandt

DASA COACH OF THE YEAR

1995	-	Barry Switzer
------	---	---------------

DASA LEGENDS AWARD

1993	-	Tom Landry
2001	-	Gene Stallings

DASA GARY BRIDELL COURAGE AWARD

1994	-	Bill Bates
------	---	------------

DASA ROLE MODEL AWARD

1997	-	Daryl Johnston
1999	-	Darren Woodson
2002	-	Emmitt Smith

NFL MAN OF THE YEAR

(Dallas nominees, Club winner underlined when selected)

1970	-	Bob Lilly, John Niland, Pettis Norman
1971	-	John Niland, Jethro Pugh, Roger Staubach
1972	-	John Niland, Jethro Pugh, Roger Staubach
1973	-	Calvin Hill, John Niland, Roger Staubach
1975	-	John Fitzgerald, Bill Gregory, Roger Staubach
1976	-	Ralph Neely, Roger Staubach, Mark Washington
1980	-	Billy Joe DuPree, D.D. Lewis, Drew Pearson
1981	-	Billy Joe DuPree, D.D. Lewis, Robert Newhouse
1982	-	Bob Breunig, Tony Dorsett, <u>Bill Joe DuPree</u>
1983	-	Bob Breunig, Butch Johnson, <u>Danny White</u>
1984	-	Bob Breunig, <u>Doug Cosbie</u> , Howard Richards
1985	-	Bill Bates
1986	-	Jim Jeffcoat
1987	-	Jim Jeffcoat
1988	-	Herschel Walker
1989	-	Everson Walls
1990	-	Jim Jeffcoat
1991	-	Troy Aikman
1992	-	<u>Troy Aikman</u> , Jim Jeffcoat, James Washington
1993	-	<u>Troy Aikman</u> , Russell Maryland, James Washington
1994	-	Troy Aikman
1995	-	<u>Troy Aikman</u> , Daryl Johnston, Russell Maryland
1996	-	<u>Troy Aikman</u> , Bill Bates, Daryl Johnston
1997	-	<u>Troy Aikman</u> , Daryl Johnston, Emmitt Smith
1998	-	Richie Cunningham, <u>Daryl Johnston</u> , Emmitt Smith
1999	-	Emmitt Smith
2000	-	Ebenezer Ekuban, Chad Hennings, <u>Darren Woodson</u>
2001	-	<u>Ebenezer Ekuban</u> , Emmitt Smith, Darren Woodson
2002	-	Ebenezer Ekuban, Joey Galloway, Kelvin Garmon, <u>Emmitt Smith</u> , Darren Woodson
2003	-	Ebenezer Ekuban, Joey Galloway, Dat Nguyen, Roy Williams, <u>Darren Woodson</u>

AP - Associated Press; CPFN - College & Pro Football Newsweekly; DASA - Dallas All Sports Association; FD - Football Digest; FN - Football News; NEA - Newspaper Enterprise Association; PFG - Pro Football Guide; PFHOF - Pro Football Hall of Fame; PFW - Pro Football Weekly; PFWA - Pro Football Writers of America; TSN - The Sporting News; UPI - United Press International

Cowboys All-Time Draft

1960

EXPANSION DRAFT

Player	Pos.	College
FROM BALTIMORE		
L.G. DUPRE	RB	Baylor
RAY KROUSE	DE	Maryland
DAVE SHERER	WR/P	Southern Methodist
FROM CHICAGO		
DON HEALY	DT	Maryland
JACK JOHNSON	RB	Miami, Fla.
PETE JOHNSON	RB	V.M.I.
FROM CLEVELAND		
LEROY BOLDEN	RB	Michigan State
FRANK CLARKE	WR/TE	Colorado
ED MODZELEWSKI	RB	Maryland
FROM DETROIT		
CHARLES ANE	C	Southern California
GENE CRONIN	LB	Pacific
JIM DORAN	WR	Iowa State
FROM GREEN BAY		
NATE BORDEN	DE	Indiana
BILL BUTLER	S	Tenn. Chattanooga
DON MCILHENNY	RB	Southern Methodist
FROM L.A. RAMS		
TOM FRANCKHAUSER	CB	Purdue

BOB FRY	T	Kentucky
DUANE PUTNAM	G	Pacific
FROM N.Y. GIANTS		
AL BARRY	G	Southern California
MELWOOD "BUZ" GUY	G	Duke
DON HEINRICH	QB	Washington
FROM PHILADELPHIA		
DICK BIELSKI	TE	Maryland
GERRY DELUCCA	T	Mid. Tennessee St.
BILL STRIGEL	LB	Pacific
FROM PITTSBURGH		
RAY FISHER	T/DT	Eastern Illinois
BOBBY LUNA	RB	Alabama
RAY MATHEWS	WR	Clemson
FROM ST. LOUIS		
BOB CROSS	T	Kilgore J.C.
ED HUSMANN	DT	Nebraska
JACK PATERA	LB	Oregon
FROM SAN FRANCISCO		
FRED DUGAN	WR	Dayton
JOHN GONZAGA	DE	no college
JERRY TUBBS	LB	Oklahoma
FROM WASHINGTON		
TOM BRAATZ	LB	Marquette
JOE NICELY	C	West Virginia
DOYLE NIX	RB	Southern Methodist

BOLD Indicates Made Active Roster



ALL-TIME DRAFT

1961

(Drafted 2nd)

Rd. Player	Pos.	College	Sel. #
1. (A) No Choice - Traded along with sixth-round choice to Washington for Eddie LeBaron.			
1. (B) BOB LILLY	DT	TCU	13
2. E. J. HOLUB	LB	Texas Tech	16
	(went to AFL)		
3. STEW BARBER	G	Penn State	30
	(went to AFL)		
4. SONNY DAVIS	WR	Baylor	44
5. No Choice - Traded to San Francisco for Gene Babb.			
6. No Choice - Traded, along with first-round choice, to Washington for LeBaron.			
7. ART GIMORE	HB	Oregon State	66
8. DON TALBERT*	T	Texas	100
9. GLENN GREGORY	HB	SMU	114
10. No Choice - Traded to Green Bay for Fred Cone.			
11. NORRIS STEVENSON	HB	Missouri	142
12. LOWMEDES SHINGLER	QB	Clemson	156
13. DON GOODMAN	HB	Florida	170
14. BILL SHAW	G	Georgia Tech	184
	(went to AFL)		
15. JULIUS VARNADO	T	San Francisco State	198
	(went to AFL)		
16. JERRY STEFFEN	HB	Colorado	212
17. EVERETT CLOUD	HB	Maryland	226
18. RANDY WILLIAMS	HB	Indiana	240
19. LYNN HOYEM*	C	Long Beach State	254
20. JERRY MORGAN	QB	Iowa State	268

1962

(Drafted 4th)

Rd. Player	Pos.	College	Sel. #
1. No Choice - Traded to Cleveland for first round pick in 1961.			
2. SONNY GIBBS*	QB	TCU	18
3. (A) No Choice - Traded to Chicago for Don Meredith.			
3. (B) BOBBY PLUMMER	G	TCU	39
	Choice from Cleveland for Duane Putnam.		
4. No Choice - Traded to San Francisco for Bill Herchman.			
5. No Choice - Traded to Los Angeles for Jimmy Harris.			
6. (A) DONNIE DAVIS	DE	Southern University	74
6. (B) GEORGE ANDRIE	TE	Marquette	82
	Choice and Allen Green from New York for Fred Dugan.		
7. No Choice - Traded to Los Angeles for John Houser.			
8. KEN TURBAUD	RB	Michigan	102
9. No Choice - Traded to Baltimore for Don Perkins.			
10. JOHN M. LONGMEYER	G	Southern Illinois	130
11. LARRY HUDAS	WR	Michigan St.	144
12. No Choice - Traded to Green Bay for Steve Meilinger.			
13. ROBERT MOSES	TE	Texas	172
14. HAROLD HAYS*	G	Southern Mississippi	186
15. GUY REESE	T	SMU	200
16. ROBERT JOHNSTON	T	Rice	214
17. RAY JACOBS	DT	Howard Payne	228
	(went to AFL)		
18. DAVE CLOUTIER*	RB	Maine	242
	(went to AFL)		
19. PAUL HOLMES	T	Georgia	256
20. AMOS BULLOCKS	RB	Southern Illinois	270

1963

(Drafted 6th)

Rd. Player	Pos.	College	Sel. #
1. LEE ROY JORDAN	LB	Alabama	6
2. No Choice - Traded along with ninth-round choice to Chicago for Chuck Howley.			
3. JIM PRICE	LB	Auburn	34
4. WHALEY HALL*	G	Mississippi	48
5. No Choice - Traded to New York for Dick Nolan.			
6. No Choice - Traded to Green Bay for John Suro.			
7. MARV CLOTHIER	G	Kansas	90
8. No Choice - Traded to Green Bay for Lee Folkins.			
9. No Choice - Traded along with second-round choice to Chicago for Chuck Howley.			
10. ROD SCHEYER	T	Washington	132
11. RAY SCHOENKE	C	Southern Methodist	146
12. BILL PERKINS	FB	Iowa	160
13. PAUL WICKER*	T	Fresno State	174
14. LOU CIOCI	LB	Boston College	188
15. JERRY OVERTON	WR	Utah	202

16. DENNIS GOLDEN	T	Holy Cross	216
17. ERNEST PARKS*	G	McMurry	230
	(went to AFL)		
18. BILL FRANK	T	Colorado	244
19. TIM STIGER	RB	Washington	258
20. TOMMY LUCAS	TE	Texas	272

1964

(Drafted 4th)

Rd. Player	Pos.	College	Sel. #
1. SCOTT APPLETON	DT	Texas	4
2. MEL RENFRO	DB	Oregon	17
3. No Choice - Traded to L.A. Rams for Bob Long and John Meyers.			
4. PERRY LEE DUNN	DB	Mississippi	45
5. No Choice - Traded to Green Bay for Gary Barnes.			
6. (A) BILLY LOTHRIEDGE	K-QB	Georgia Tech	73
6. (B) JIM CURRY	WR	Cincinnati	82
	Choice from Cleveland for Andy Cvercko.		
6. (C) JIMMY EVANS	WR	Texas Western	83
	Choice from Green Bay for Jerry Norton.		
7. BOB HAYES*	WR	Florida A&M	88
8. AL GEVERINK	RB	UCLA	101
9. JAKE KUPP	G	Washington	116
10. ROGER STAUBACH*	QB	Navy	129
11. BOBBY CRENSHAW	G	Baylor	144
	(went to AFL)		
12. JOHNNY NORMAN	WR	NW Louisiana	157
13. JERRY RHODE*	QB	Tulsa	172
14. JIM WORDEN	LB	Wittenberg	185
15. BILL VAN BURKLEO	WR	Tulsa	200
16. PAUL CERCEL	C	Pittsburgh	213
17. HARRY ABELL*	LB	Missouri	228
	(went to AFL)		
18. No Selection	Player chosen not eligible.		
19. H.D. MURPHY	DB	Oregon	256
20. JOHN HUGHES	LB	Southern Methodist	269

1965

(Drafted 6th)

Rd. Player	Pos.	College	Sel. #
1. CRAIG MORTON	QB	California	6
2. MALCOLM WALKER	LB	Rice	19
3. No Choice - Traded to Green Bay			
4. (A) JIM SIDLE	FB	Auburn	47
4. (B) BOB SVIHUS	T	USC	53
	(went to AFL) Choice from Detroit for Sonny Gibbs.		
5. ROGER PETTEE	LB	Florida	61
6. SONNY UTZ	RB	VPI	75
7. BRIG OWENS	DB	Cincinnati	89
8. RUSSELL WAYT	LB	Rice	103
9. JIM ZANIOS	FB	Texas Tech	117
10. GAYLON MCCOLLOUGH	C	Alabama	131
11. JETHRO PUGH	DT	Elizabeth City State	145
12. ERNIE KELLERMAN	QB	Miami, OH	159
13. JACK SCHRAUB	TE	California	173
14. GARRY PORTERFIELD	DE	Tulsa	187
15. GENE FOSTER	RB	Arizona State	201
	(went to AFL)		
16. DOUG McDOUGAL	E	Oregon State	215
17. MITCH JOHNSON	T	UCLA	229
18. MARTIN AMSLER	DT	Evansville	243
19. MERV RETTENMUND	HB	Bail State	257
20. RON BARLOW*	T	Kansas State	271

1966

(Drafted 5th)

Rd. Player	Pos.	College	Sel. #
1. JOHN NILAND	G	Iowa	5
2. WILLIE TOWNES*	DE	Tulsa	22
3. No Choice - Traded to San Francisco for Leon Donohue.			
4. No Choice - Traded to Baltimore for Ralph Neely.			
5. (A) No Choice - Traded to San Francisco for J.D. Smith.			
5. (B) WALT GARRISON	RB	Oklahoma State	79
	Choice from Baltimore through Detroit for Amos Marsh.		
6. BOB DUNLEVY	WR	West Virginia	86
7. ART ROBINSON	TE	Florida A&M	100

BOLD Indicates Made Active Roster

*Drafted As Future



8. DON KUNIT	RB	Penn State	116
9. DARRELL ELAM	FL	West Virginia Tech	130
10. MASON MITCHELL	RB	Washington	146
11. AUSTIN DENNEY*	TE	Tennessee	160
12. (A) LES SHY	RB	Long Beach State	173
Choice from Pittsburgh for Lee Folkins			
12. (B) CRAIG BAYNHAM*	RB	Georgia Tech	176
13. RONNIE LAMB	RB	South Carolina	190
14. LEWIS TURNER	RB	Norfolk State	206
15. MARK GARTUNG*	DT	Oregon State	220
16. TOM PIGGEE	RB	San Francisco State	236
17. GEORGE ALLEN	T	West Texas State	250
(went to AFL)			
18. STEVE ORR	DT	Washington	266
18. BYRON JOHNSON	T	Central Wash. St.	280
20. LOU HUDSON	FL	Minnesota	296

1967

(Drafted 23rd)

Rd.	Player	Pos.	College	Sel. #
1.	No Choice - Given along with second- and two fifth-round choices, to Houston for Ralph Neely.			
2.	No Choice - Given along with first- and two fifth-round choices, to Houston for Ralph Neely.			
3.	PHIL CLARK	DB	Northwestern	76
4.	CURTIS MARKER	G	Northern Michigan	103
5.	(A) No Choice - Choice and Jim Steffen from Washington for Brig Owens, Mitch Johnson, and Jake Kupp; given along with first-, second- and fifth-round choices to Houston for Ralph Neely.			
5.	(B) No Choice - From Cleveland for Joe Bob Isbell, given along with first-, second- and fifth-round choices to Houston for Ralph Neely.			
5.	(C) No Choice - Traded to Green Bay for Henry Gremminger.			
6.	SIMS STOKES	DB	Northern Arizona	157
7.	RAYFIELD WRIGHT	DE	Fl. Valley State	182
8.	STEVE LAUB	QB	Illinois Wesleyan	208
9.	BYRON MORGAN	DB	Findlay (Ohio)	234
10.	EUGENE BOWENS	RB	Tennessee A&I	260
11.	PAT RILEY	WR	Kentucky	285
12.	HAROLD DETERS	K	North Carolina State	312
13.	AL KERKIAN	DE	Akron	338
14.	TOM BOYD	G	Tarleton State	364
15.	LEAVIE DAVIS	DB	Edward Waters Col.	390
16.	PAUL BROTHERS	HB	Oregon State	416
17.	GEORGE ADAMS	LB	Morehead State	442

1968

(Drafted Alternately 20th, 19th, 21st)

Rd.	Player	Pos.	College	Sel. #
1.	DENNIS HOMAN	FL	Alabama	20
2.	DAVID McDANIELS	WR	Mississippi Valley	45
3.	(A) No Choice - Traded to Minnesota for Lance Rentzel.			
3.	(B) ED HARMON	LB	Louisville	71
Choice from Chicago for Austin Denney and Mac Percival.				
4.	(A) No Choice - Traded to New Orleans for Larry Stephens.			
4.	(B) JOHN DOUGLAS	LB	Missouri	97
Choice from New York for Jim Colvin.				
5.	BLAINE NYE	G	Stanford	130
6.	D.D. LEWIS	LB	Mississippi State	159
7.	BOB TAUCHER	T	Nebraska	185
8.	FRANK BROWN	DE	Albany State	211
9.	KEN KMIEC	DB	Illinois	241
10.	BEN OLISON	FL	Kansas	266
11.	RON SHOTTS	RB	Oklahoma	292
12.	WILSON WHITTY	LB	Boston University	321
13.	CARTER LORD	TE	Harvard	347
14.	RON WILLIAMS	DB	West Virginia	373
15.	TOMMY LUNCFORD	P	Auburn	402
16.	LARRY COLE	DE	Hawaii	428
17.	GEORGE NORDGREN	RB	Houston	454

1969

(Drafted Alternately 24th, 23rd, 22nd)

Rd.	Player	Pos.	College	Sel. #
1.	CALVIN HILL	RB	Yale	24
2.	RICHMOND FLOWERS	WR	Tennessee	49
3.	(A) TOM STINCIC	LB	Michigan	68
3.	(B) HALVOR HAGEN	DE	Weber State	74
Choice from San Francisco for Harold Hays.				
4.	No Choice - Traded to New Orleans for Dave Simmons.			

5.	(A) No Choice - Traded to Baltimore for Andy Stynchula.			
5.	(B) CHUCK KYLE	LB	Purdue	125
Choice from Los Angeles for Coy Bacon.				
6.	RICH SHAW	FL	Arizona St.	152
7.	LARRY BALES	WR	Emory & Henry	180
8.	ELMER BENHARDT	LB	Missouri	205
9.	CLAXTON WELCH	RB	Oregon	230
10.	STUART GOTTILIE	G	Weber State	258
11.	CLARENCE WILLIAMS	DT	Prairie View A&M	283
12.	BOB BELDEN	QB	Notre Dame	308
13.	RENE MATISON	WR	New Mexico	336
14.	GERALD LUTRI	T	Northern Michigan	361
15.	BILL JUSTUS	DB	Tennessee	386
16.	FLOYD KERR	DB	Colorado State	414
17.	BILL BAILEY	DT	Lewis & Clark	439

1970

(Drafted 23rd)

Rd.	Player	Pos.	College	Sel. #
1.	DUANE THOMAS	RB	West Texas	23
2.	(A) BOB ASHER	T	Vanderbilt	27
Choice from Chicago for Craig Baynham and Phil Clark.				
2.	(B) MARGENE ADKINS	WR	Herderson J.C.	49
3.	(A) CHARLIE WATERS	CB	Clemson	66
Choice from Houston through Cleveland for Jerry Rhome.				
3.	(B) STEVE KINER	LB	Tennessee	73
Choice from Cleveland for Jerry Rhome.				
3.	(C) DENTON FOX	S	Texas Tech	75
4.	JOHN FITZGERALD	T	Boston College	101
5.	No Choice - Traded to St. Louis for Bobby Joe Conrad.			
6.	PAT TOOMAY	DE	Vanderbilt	153
7.	DON ABBEY	LB	Penn State	179
8.	JERRY DOSSEY	G	Arkansas	205
9.	ZENON ANDRUSZYSHYN	K	UCLA	231
10.	PETE ATHAS	S	Dade J.C.	257
11.	IVAN SOUTHERLAND	DT	Clemson	283
12.	JOE WILLIAMS	RB	Wyoming	309
13.	MARK WASHINGTON	CB	Morgan State	335
14.	JULIAN MARTIN	WR	N. Carolina Central	361
15.	KEN DeLONG	TE	Tennessee	387
16.	SEABERN HILL	CB	Arizona St.	411
17.	GLENN PATTERSON	C	Nebraska	438

1971

(Drafted 25th)

Rd.	Player	Pos.	College	Sel. #
1.	TODD SMITH	DE	Southern Cal.	25
2.	ISAAC THOMAS	CB	Bishop	51
3.	(A) SAM SCARBER	RB	New Mexico	69
Choice from St. Louis for John Wilbur.				
3.	(B) BILL GREGORY	DE	Wisconsin	77
4.	(A) JOE CARTER	TE	Grambling	80
Choice from New Orleans for Willie Townes.				
4.	(B) BUDDY MITCHELL	T	Mississippi	103
5.	RON KADZIEL	LB	Stanford	129
6.	STEVE MAIER	WR	Northern Arizona	155
7.	BILL GRIFFIN	T-G	Catawba	181
8.	RON JESSIE	WR	Kansas	206
9.	HONOR JACKSON	WR	Pacific	233
10.	RODNEY WALLACE	DT	New Mexico	259
11.	ERNEST BONWELL	LB	Lane College	285
12.	STEVE GOEPFL	QB	Colgate	311
13.	JAMES FORD	RB	Texas Southern	337
14.	TYRONE COUEY	DB	Utah State	363
15.	BOB YOUNG	TE	Delaware	389
16.	JOHN BRENNAN	T	Boston College	415
17.	JOHN BOMER	C	Memphis State	440

1972

(Drafted 26th)

Rd.	Player	Pos.	College	Sel. #
1.	BILL THOMAS	RB	Boston College	26
2.	(A) ROBERT NEWHOUSE	RB	Houston	35
Choice from New England for Halvor Hagen and Honor Jackson.				
2.	(B) JOHN BABINECZ	LB	Villanova	39
Choice from New Orleans for Margene Adkins.				
2.	(C) CHARLES MCKEE	WR	Arizona	52



ALL-TIME DRAFT

1972 (cont.)

3. (A) MIKE KELLER	LB	Michigan	64
Choice from New England for Halvor Hagen and Honor Jackson.			
3. (B) MARY BATEMAN	P-K	Utah	78
4. (A) TIM KEARNEY	LB	Northern Michigan	83
Choice from New Orleans for Joe Williams.			
4. (B) ROBERT WEST	WR	San Diego St.	90
Choice from New England for Steve Kiner.			
4. (C) CHARLES ZAPFEC	LB	Penn State	93
Choice from Detroit for Ron Jessie.			
4. (D) No Choice - Traded to New Orleans for Don Talbert.			
5. No Choice - Traded to San Diego for Tony Liscio.			
6. CHARLES BOLDEN	DB	Iowa	156
7. No Choice - Traded to Chicago for Lee Roy Caffey.			
8. RALPH COLEMAN	LB	North Carolina A&T	208
9. ROY BELL	RB	Oklahoma	234
10. RICHARD AMMAN	DE	Florida State	260
11. LONNIE LEONARD	T-G	North Carolina A&T	286
12. JIMMY HARRIS	WR	Ohio State	312
13. JEAN FUGETT	TE	Amherst	338
14. ALAN THOMPSON	RB	Wisconsin	363
15. CARLOS ALVAREZ	WR	Florida	390
16. GORDON LONGMIRE	QB	Utah	416
17. ALFONSO CAIN	DT	Bethune-Cookman	442

1973

(Drafted Alternately 20th, 22nd, 21st)

Rd. Player	Pos.	College	Sel. #
1. BILLY JOE DuPREE	TE	Michigan State	20
2. (A) GOLDEN RICHARDS	WR	Hawaii	46
Choice from Green Bay for Ron Widby and Ike Thomas.			
2. (B) No Choice - To Chicago as compensation for signing Jack Concannon.			
3. (A) HARVEY MARTIN	DT	East Texas State	53
Choice from Houston through New Orleans for Tom Sincio.			
3. (B) No Choice - Traded to New England for Ron Sellers.			
4. DRANE SCRIVENER	DB	Tulsa	98
5. BRUCE WALTON	T	UCLA	126
6. BOB LEYEN	G	Yale	151
7. RODRIGO BARNES	LB	Rice	176
8. DAN WERNER	QB	Michigan State	204
9. MIKE WHITE	CB	Minnesota	229
10. CARL JOHNSON	LB	Tennessee	254
11. GERALD CASWELL	G	Colorado State	282
12. JIM ARNESON	G	Arizona	307
13. JOHN SMITH	WR	UCLA	332
14. BOB THORNTON	G-C	North Carolina	360
15. WALT BAISY	LB	Grambling	385
16. JOHN CONLEY	TE	Hawaii	410
17. LES STRAYHORN	RB	East Carolina	438

1974

(Drafted Alternately 22nd, 21st, 20th, 23rd)

Rd. Player	Pos.	College	Sel. #
1. (A) ED JONES	DE	Tennessee State	1
Choice from Houston for Tody Smith and Billy Parks.			
1. (B) CHARLES YOUNG	RB	North Carolina State	22
No Choice - Choice and Ron Sellers to Miami for Otto Stowe.			
3. (A) DANNY WHITE	QB	Arizona State	53
Choice from Houston for Tody Smith and Billy Parks.			
3. (B) CALVIN PETERSON	LB	UCLA	72
4. (A) KEN HUTCHERSON	LB	Livingston State	97
Choice from Oakland for Gloster Richardson.			
4. (B) ANDY ANDRADE	RB-DB	Northern Michigan	101
5. JOHN KELSEY	T	Missouri	126
6. JIM BRIGHT	DB	UCLA	151
7. RAYMOND NESTER	LB	Michigan State	176
8. MIKE HOLT	DB	Michigan State	205
9. BILL DULIN	T	Johnson C. Smith	230
10. DENNIS MORGAN	DB	Western Illinois	255
11. HARVEY MCGEE	WR	Southern Mississippi	280
12. KEITH BOBO	QB	Southern Methodist	309
13. FRED LIMA	K	Colorado	334
14. DOUG RICHARDS	DB	Brigham Young	359
15. BRUCE CRAFT	DT	Geneva, Pa.	384
16. GENE KILLIAN	T	Tennessee	413
17. LAWRIE SKOLROOD	T	North Dakota	438

1975

(Drafted 18th)

Rd. Player	Pos.	College	Sel. #
1. (A) RANDY WHITE	DE	Maryland	2
Choice from N.Y. Giants for Craig Morton.			
1. (B) THOMAS HENDERSON	LB	Langston	18
2. BURTON LAWLESS	G	Florida	44
3. BOB BREUNIG	LB	Arizona State	70
4. (A) PAT DONOVAN	DE	Stanford	90
Choice from Houston for Mike Montgomery.			
4. (B) RANDY HUGHES	DB	Oklahoma	96
5. (A) KYLE DAVIS	C	Oklahoma	113
Choice from Green Bay for Jack Concannon.			
5. (B) No Choice - Traded to Cincinnati for Clint Longley.			
6. ROLLY WOOLSEY	DB	Boise State	148
7. MICHAEL HEGMAN	LB	Tennessee State	173
8. MITCH HOOPES	P	Arizona	200
9. ED JONES	DB	Rutgers	226
10. DENNIS BOOKER	RB	Millersville State	252
11. GREG KRPALEK	C	Oregon State	278
12. CHUCK BLAND	DB	Cincinnati	304
13. HERB SCOTT	G	Virginia Union	330
14. SCOTT LAIDLAW	RB	Stanford	356
15. WILLIE HAMILTON	RB	Arizona	382
16. PETE CLARK	TE	Colorado State	407
17. JIM TESTERMAN	TE	Dayton	434

1976

(Drafted 27th)

Rd. Player	Pos.	College	Sel. #
1. AARON KYLE	DB	Wyoming	27
2. (A) JIM JENSEN	RB	Iowa	40
Choice from N.Y. Giants for Craig Morton.			
2. (B) JIM EIDSON	G	Mississippi St.	55
3. (A) DUKE FERGERSON	WR	San Diego St.	73
Choice from San Francisco for Bob Hayes.			
3. (B) JOHN SMITH	RB	Boise State	75
Choice from Denver for OTTO STOWE.			
3. (C) BUTCH JOHNSON	WR	UC-Riverside	87
4. TOM RAFFERTY	G	Penn State	119
5. WALLY PESUIT	T	Kentucky	151
6. GREG MCGUIRE	T	Indiana	181
7. (A) GREG SCHAUM	DT	Michigan State	186
Choice from San Diego for Ken Hutcherson.			
7. (B) DAVID WILLIAMS	RB	Colorado	208
8. HENRY LAWS	DB	South Carolina	236
9. BEASLEY REECE	DB	North Texas	264
10. LEROY COOK	DE	Alabama	290
11. CORNELIUS GREEN	QB	Ohio	317
12. CHARLES McSHANE	LB	Cal Lutheran	346
13. MARK DRISCOLL	QB	Colorado St.	374
14. LARRY MUSHINSKIE	TE	Nebraska	402
15. DALE CURRY	LB	UCLA	430
16. RICH COSTANZO	T	Nebraska	458
17. STAN WOODFILL	K	Oregon	486

1977

(Drafted Alternately 24th, 25th, 26th)

Rd. Player	Pos.	College	Sel. #
1. TONY DORSETT	RB	Pittsburgh	2
Choice from Seattle for Cowboys' first-round choice and three second-round choices.			
2. GLENN CARANO	QB	Nevada-Las Vegas	54
Choice from Seattle for Duke Ferguson.			
3. (A) TONY HILL	WR	Stanford	62
Choice from Philadelphia for John Niland.			
3. (B) VAL BELCHER	G	Houston	81
4. GUY BROWN	LB	Houston	108
5. ANDY FREDERICK	OL	New Mexico	137
6. JIM COOPER	T	Temple	164
7. DAVID STALLS	DT	Northern Colorado	191
8. (A) AL CLEVELAND	DL	Pacific	208
Choice from San Diego for Mitch Hoopes.			
8. (B) FRED WILLIAMS	RB	Arizona State	221
9. MARK CANTRELL	C	North Carolina	248
10. STEVE DEBERG	QB	San Jose State	275
11. DON WARDLOW	TE	Washington	305
12. GREG PETERS	OL	California	332

BOLD Indicates Made Active Roster



1978

(Drafted 28th)

Rd. Player	Pos.	College	Sel. #
1. LARRY BETHEA	DL	Michigan State	28
2. TODD CHRISTENSEN	RB-TE	Brigham Young	56
3. DAVID HUDGENS	OL	Oklahoma	84
4. ALOIS BLACKWELL	RB	Houston	112
5. RICH ROSEN	G	Syracuse	140
6. HAROLD RANDOLPH	LB	East Carolina	168
7. TOM RANDALL	DT	Iowa State	196
8. HOMER BUTLER	WR	UCLA	224
9. RUS WILLIAMS	DB	Tennessee	252
10. BARRY TOMASETTI	OL	Iowa	280
11. DENNIS THURMAN	S	Southern Cal	308
12. LEE WASHBURN	OL	Montana State	336

1979

(Drafted 27th)

Rd. Player	Pos.	College	Sel. #
1. ROBERT SHAW	C	Tennessee	27
2. AARON MITCHELL	CB	Nevada-Las Vegas	55
3. DOUG COSSIE	TE	Santa Clara	76
Swapped choices with Seattle in Bill Gregory trade.			
4. RALPH DeLOACH	DE	California	109
5. (A) BOB HUKILL	OL	North Carolina	121
Choice from Chicago for Golden Richards			
5. (B) CURTIS ANDERSON	DE	Central State	128
Choice from Seattle for Elen Herrera			
5. (C) RON SPRINGS	RB	Ohio State	136
6. (A) TIM LAVENDER	CB	Southern Cal	155
Choice from Seattle for Bill Gregory			
6. (B) MIKE SALZANO	OL	North Carolina	160
Choice from Denver for Jim Jensen			
6. (C) CHRIS De FRANCE	WR	Arizona State	164
7. GREG FITZPATRICK	LB	Youngstown	191
8. BRUCE THORNTON	DT	Illinois	219
9. GARRY COBB	LB	Southern Cal	247
10. MIKE CALHOUN	DT	Notre Dame	274
No Choice - Traded to Detroit for Skip Butler			
12. QUENTIN LOWRY	LB	Youngstown	329

1980

(Drafted Alternately 23rd, 24th, 25th)

Rd. Player	Pos.	College	Sel. #
1. No Choice - Traded along with second-round choice to Baltimore for John Dutton.			
2. No Choice - Traded along with first-round choice to Baltimore for John Dutton.			
3. (A) BILL ROE	LB	Colorado	78
Choice from Chicago for Golden Richards			
3. (B) JAMES JONES	RB	Mississippi State	81
4. KURT PETERSEN	DL	Missouri	107
5. GARY HOGBOOM	QB	Central Michigan	135
6. TIMMY NEWSOME	RB	Winston-Salem State	165
7. LESTER BROWN	RB	Clemson	192
8. LARRY SAVAGE	LB	Michigan State	219
9. JACKIE FLOWERS	WR	Florida State	249
10. MATTHEW TEAGUE	DE	Prairie View A&M	276
11. GARY PADJEN	LB	Arizona State	303
12. NORM WELLS	DT	Northwestern	333

1981

(Drafted Alternately 25th and 26th)

Rd. Player	Pos.	College	Sel. #
1. HOWARD RICHARDS	T	Missouri	26
2. DOUG DONLEY	WR	Ohio State	53
3. GLEN TITENSOR	DL	Brigham Young	82
4. (A) SCOTT PELLUER	LB	Washington State	92
Choice from San Francisco for Thomas Henderson			
4. (B) DERRIE NELSON	LB	Nebraska	109
5. DANNY SPRADLIN	LB	Tennessee	138
6. VINCE SKILLINGS	DB	Ohio State	165
7. (A) RON FELLOWS	DB	Missouri	175
Choice from Tampa Bay for Dave Stalls			
7. (B) KEN MILLER	DB	East Michigan	194
8. PAUL PIUROWSKI	LB	Florida State	221
9. MIKE WILSON	WR	Washington State	250
10. PAT GRAHAM	DT	California	277
11. TIM MORRISON	G	Georgia	303
12. NATE LUNDY	WR	Indiana	330

BOLD Indicates Made Active Roster

1982

(Drafted 26th)

Rd. Player	Pos.	College	Sel. #
1. ROD HILL	CB	Kentucky State	26
2. JEFF ROHRER	LB	Yale	54
3. JIM ELIOPULOS	LB	Wyoming	82
4. (A) BRIAN CARPENTER	CB	Michigan	102
Choice from Tampa Bay for Dave Stalls			
4. (B) MONTY HUNTER	S	Salem College	110
5. PHIL POZDERAC	T	Notre Dame	138
6. (A) KEN HAMMOND	G	Vanderbilt	144
Choice from Cleveland for Bruce Huther			
6. (B) CHARLES DAUM	DL	Cal Poly-SLO	166
7. BILL PURIFOY	DL	Tulsa	194
8. (A) GEORGE PEOPLES	RB	Auburn	217
Choice from Denver through Buffalo for Wade Manning			
8. (B) DWIGHT SULLIVAN	RB	N Carolina State	222
9. JOE GARY	DL	UCLA	250
10. TODD ECKERSON	T	North Carolina State	278
11. (A) GEORGE THOMPSON	WR	Albany State	297
Choice from Tampa Bay for Aaron Mitchell			
11. (B) MICHAEL WHITTING	RB	Florida State	306
12. RICH BURTNESSE	G	Montana	334

1983

(Drafted Alternately 23rd, 24th, 21st, 22nd)

Rd. Player	Pos.	College	Sel. #
1. JIM JEFFCOAT	DE	Arizona State	23
2. MIKE WALTER	LB	Oregon	50
3. BRYAN CALDWELL	DE	Arizona State	77
4. CHRIS FAULKNER	TE	Florida	108
5. CHUCK MCSWAIN	RB	Clemson	135
6. REGGIE COLLIER	QB	Southern Mississippi	162
7. CHRIS SCHULTZ	T	Arizona	179
8. LAWRENCE RICKS	RB	Michigan	210
9. AL GROSS	S	Arizona	237
10. ERIC MORAN	T	Washington	264
11. DAN TAYLOR	T	Idaho State	291
12. LORENZO BOUIER	RB	Maine	322

1984

(Drafted Alternately 25th and 26th)

Rd. Player	Pos.	College	Sel. #
1. BILLY CANNON	LB	Texas A&M	25
2. (A) VICTOR SCOTT	DB	Colorado	40
Choice from Houston thru Minnesota for Butch Johnson			
2. (B) No Choice - Traded to Houston for Mike Renfro			
3. FRED CORNWELL	TE	Southern California	81
4. STEVE DeOSSIE	LB	Boston College	110
5. (A) STEVE PELLUER	QB	Washington	113
Choice from Tampa Bay for Danny Spradlin			
5. (B) NORM GRANGER	RB	Iowa	137
6. (A) EUGENE LOCKHART	LB	Houston	152
Choice from Chicago for Jay Saldi			
6. (B) JOE LEVELIS	G	Iowa	166
7. ED MARTIN	LB	Indiana State	193
8. MIKE REVELL	RB	Bethune-Cookman	222
9. (A) JOHN HUNT	OL	Florida	232
Choice from Indianapolis for Raul Allegre			
9. (B) NEAL MAUNE	OL	Notre Dame	249
10. BRIAN SALONEN	TE	Montana	278
11. DOWE AUGHTMAN	DL	Auburn	304
12. CARL LEWIS	WR	Houston	334

U.S.F.L. SUPPLEMENTAL DRAFT

(Drafted Alternately 25th and 26th)

Rd. Player	Pos.	College	Sel. #
1. TODD FOWLER	FB	Stephen F. Austin	25
From Houston Gamblers			
2. MALCOLM MOORE	WR	Southern California	54
From Los Angeles Express			
3. JEFF SPEK	TE	San Diego State	81
From New Jersey Generals			



ALL-TIME DRAFT

1985

(Drafted Alternately 17th, 16th, 20th, 19th, 18th)

Rd.	Player	Pos.	College	Sel. #
1.	KEVIN BROOKS	DE	Michigan	17
2.	JESSE PENN	LB	Virginia Tech	44
3.	CRAWFORD KER	G	Florida	76
4.	ROBERT LAVETTE	RB	Georgia Tech	103
5.	(A) HERSCHEL WALKER	RB	Georgia	114
Choice from Houston for Butch Johnson				
5.	(B) MATT DARWIN	C/G	Texas A&M	119
Choice from Cleveland thru Buffalo for Rod Hill				
6.	(A) KURT PLOEGER	DT	Gustavus Adolphus	144
Choice from Indianapolis for Steve Wright				
6.	(B) MATT MORAN	C/G	Stanford	157
7.	(A) KARL POWE	WR	Alabama State	178
Choice from San Diego thru Kansas City for Lawrence Ricks				
7.	(B) JIM HERRMANN	DE	Brigham Young	184
8.	LEON GONZALEZ	WR	Bethune-Cookman	216
9.	SCOTT STRASBURGER	LB	Nebraska	243
10.	JOE JONES	TE	Virginia Tech	270
11.	NEAL DELLOCONO	LB	UCLA	297
12.	KARL JORDAN	LB	Vanderbilt	324

1986

(Drafted Alternately 21st, 20th, 19th, 18th)

Rd.	Player	Pos.	College	Sel. #
1.	(A) MIKE SHERRARD	WR	UCLA	18
Choice from San Francisco for Cowboys first and fifth-round choices.				
1.	(B) No Choice			
Traded to San Francisco along with fifth-round choice for San Francisco's first-round choice.				
2.	DARRYL CLACK	RB	Arizona State	33
Traded to San Francisco for Gary Hogeboom				
3.	MARK WALLEN	DT	UCLA	74
4.	MAX ZENDEJAS	K	Arizona	100
5.	No Choice			
Traded to San Francisco along with first-round choice for San Francisco's first-round choice.				
6.	(A) THORNTON CHANDLER	TE	Alabama	140
Choice from Buffalo for Rod Hill				
6.	(B) STAN GELBAUGH	QB	Maryland	150
Choice from Detroit for Angelo King				
6.	(C) LLOYD YANCEY	G	Temple	158
7.	JOHNNY HOLLOWAY	DB	Kansas	185
8.	TOPPER CLEMONS	RB	Wake Forest	212
9.	JOHN IONATA	G	Florida State	242
10.	BRYAN CHESTER	G	Texas	269
11.	GARTH JAX	LB	Florida State	296
12.	(A) CHRIS DULIBAN	LB	Texas	307
Choice from Buffalo for Rod Hill				
12.	(B) TONY FLACK	DB	Georgia	322

1987

(Drafted Alternately 12th and 11th)

Rd.	Player	Pos.	College	Sel. #
1.	DANNY NOONAN	DT	Nebraska	12
2.	RON FRANCIS	CB	Baylor	39
3.	JEFF ZIMMERMAN	OL	Florida	68
4.	KELVIN MARTIN	WR	Boston College	95
5.	EVERETT GAY	WR	Texas	124
6.	JOE ONOSAI	OL	Hawaii	151
7.	KEVIN SWEENEY	QB	Fresno State	180
8.	KEVIN GOGAN	T	Washington	206
9.	ALAN BLOUNT	RB	Maryland	235
10.	DALE JONES	LB	Tennessee	262
11.	JEFF WARD	K	Texas	291
12.	SCOTT ARMSTRONG	LB	Florida	318

1988

(Drafted Alternately 11th, 14th, 13th, 12th)

Rd.	Player	Pos.	College	Sel. #
1.	MICHAEL IRVIN	WR	Miami, Fla.	11
2.	KEN NORTON, JR.	LB	UCLA	41
3.	MARK HUTSON	G	Oklahoma	67
4.	DAVE WIDELL	T	Boston College	94
5.	No Choice			
Traded to Seattle for Ron Essink				

6.	SCOTT SECULES	QB	Virginia	151
7.	OWEN HOOVEN	T	Oregon State	178
8.	MARK HIGGS	RB	Kentucky	205
9.	BRIAN BEDFORD	WR	California	232
10.	BILLY OWENS	DB	Pittsburgh	263
11.	CHAD HENNINGS	DE	Air Force	290
12.	BEN HUMMEL	LB	UCLA	317

1989

(Drafted 1st)

Rd.	Player	Pos.	College	Sel. #
1.	TROY AIKMAN	QB	UCLA	1
2.	(A) No Choice			
Traded along with sixth-round choice to L.A. Raiders for their second, third and fifth-round choices				
2.	(B) DARYL JOHNSTON	FB	Syracuse	39
Choice from L.A. Raiders along with third and fifth-round choices for Cowboys' second and sixth-round choices				
3.	(A) MARK STEPENOSKI	OL	Pittsburgh	57
3.	(B) RHONDY WESTON	DE	Florida	68
Choice from L.A. Raiders along with second and fifth-round choices for Cowboys' second and sixth-round choices				
4.	TONY TOLBERT	DE	Texas-El Paso	85
5.	(A) KEITH JENNINGS	TE	Clemson	113
5.	(B) WILLIS CROCKETT	LB	Georgia Tech	119
Choice from L.A. Raiders along with second and third-round choices for Cowboys' second and sixth-round choices				
5.	(C) JEFF ROTH	DT	Florida	125
Choice from Denver for Tony Dorsett				
6.	No Choice			
Traded to L.A. Raiders along with second-round choice for Raiders' second, third and fifth-round choices				
7.	KEVIN PETERSON	LB	Northwestern	168
8.	CHARVEZ FOGER	RB	Nevada-Reno	196
9.	TIM JACKSON	DB	Nebraska	224
10.	ROD CARTER	LB	Miami, Fla.	252
11.	RANDY SHANNON	LB	Miami, Fla.	280
12.	SCOTT ANKROM	WR	Texas Christian	308

1990

(Drafted 1st)

Rd.	Player	Pos.	College	Sel. #
1.	(A) No Choice			
Used to select Steve Walsh in the 1989 supplemental draft				
1.	(B) EMMITT SMITH	RB	Florida	17
Choice from Pittsburgh for first-round choice obtained from Minnesota and third-round choice obtained from San Francisco				
2.	ALEXANDER WRIGHT	WR	Auburn	26
3.	(A) No Choice			
Traded to Minnesota in Herschel Walker deal				
3.	(B) JIMMIE JONES	DT	Miami	64
Choice from New England along with sixth and eighth-round choices for third-round choice obtained from Denver, fifth-round choice obtained from Miami and Cowboys' seventh-round choice				
4.	No Choice			
Traded to Denver along with Kevin Brooks for third-round choice				
5.	(A) No Choice			
Traded to Washington for Dean Hamel				
5.	(B) STAN SMAGALA	CB	Notre Dame	123
Choice from L.A. Raiders for sixth-round choice obtained from Minnesota, eighth-round choice obtained from New England, ninth-round choice obtained from Seattle, 10th-round choice obtained from Indianapolis and 11th-round choice obtained from San Francisco				
6.	No Choice			
Traded to San Diego along with sixth-round choice obtained from New England and sixth-round choice obtained from N.Y. Giants for San Diego's third-round choice in 1991				
7.	No Choice			
Traded to New England along with third-round choice obtained from Denver and fifth-round choice obtained from Miami for New England's third, sixth and eighth-round choices				
8.	No Choice			
Traded to Detroit for Paul Palmer				
9.	KENNETH GANT	CB	Albany State	221
10.	No Choice			
Traded to Minnesota in Herschel Walker deal				
11.	DAVE HARPER	LB	Humboldt State	277
12.	No Choice			
Used to select Mike Lowman in the 1989 supplemental draft				

BOLD Indicates Made Active Roster

1991

(Drafted Alternately 13th and 14th)

Rd. Player	Pos.	College	Sel. #
1. (A) RUSSELL MARYLANDDT.....			1
Choice from New England for first-round choice obtained from Minnesota, second-round choice, Ron Francis, David Howard and Eugene Lockhart.			
1. (B) ALVIN HARPERWR.....		Tennessee.....	12
2. (A) DIXON EDWARDSLB.....		Michigan State.....	37
Choice from Detroit for first-round choice obtained from Washington.			
2. (B) No Choice - To New England along with first-round choice obtained from Minnesota, Ron Francis, David Howard and Eugene Lockhart for New England's first-round choice.			
3. (A) GODFREY MYLESLB.....		Florida.....	62
Choice obtained from San Diego for 1990 draft choices.			
3. (B) JAMES RICHARDSG.....		California.....	64
Choice obtained from Detroit for first-round choice obtained from Washington.			
3. (C) No Choice - Traded to Minnesota in Herschel Walker deal.			
3. (D) ERIK WILLIAMST.....		Central St. (OH).....	70
Choice obtained from New Orleans in Steve Walsh trade.			
4. (A) CURVIN RICHARDSRB.....		Pittsburgh.....	97
4. (B) BILL MUSGRAVEQB.....		Oregon.....	106
Choice obtained from Kansas City in Steve Pelluer trade.			
4. (C) TONY HILLDE.....		Tenn.-Chattanooga.....	108
Choice obtained from Detroit for first-round choice obtained from Washington.			
4. (D) KEVIN HARRISDE.....		Texas Southern.....	110
Choice obtained from New England for first-round pick obtained from Minnesota.			
5. (A) No Choice - Traded to L.A. Raiders for John Geseke.			
5. (B) DARRICK BROWNLOWLB.....		Illinois.....	132
Choice from Washington for first-round choice obtained from New England.			
6. MIKE SULLIVANOL.....		Miami (KS).....	153
7. (A) LEON LETTDE.....		Emporia (KS).....	173
Choice from Denver for Dave Kiddell.			
7. (B) No Choice - Traded to L.A. Raiders for Dale Hellestrae.			
8. No Choice - Traded to Phoenix for Rob Awalt.			
9. DAMON MAYSWR.....		Missouri.....	235
10. SEAN LOVEG.....		Penn State.....	264
11. TONY BOLESRB.....		Michigan.....	291
12. LARRY BROWNCB.....		Tex. Christian.....	320

1992

(Drafted Alternately 24th, 23rd, 22nd, 21st)

Rd. Player	Pos.	College	Sel. #
1. (A) KEVIN SMITHCB.....		Texas A&M.....	17
Choice from Atlanta along with fifth-round choice for first and fourth-round choices obtained from New England.			
1. (B) ROBERT JONESLB.....		East Carolina.....	24
2. (A) JIMMY SMITHWR.....		Jackson State.....	36
Choice from Cleveland along with fifth-round choice for second-round choice obtained from New Orleans, eighth-round choice obtained from Denver and the Cowboys' third, sixth and twelfth-round choices.			
2. (B) DARREN WOODSONS.....		Arizona State.....	37
Choice from New England along with first and fourth-round choices for first and third-round choices obtained from Minnesota.			
2. (C) No Choice - Traded to Atlanta along with eighth-round choice for Tony Casillas.			
3. (A) CLAYTON HOLMESCB.....		Carson-Newman.....	58
Choice from Washington along with second-round choice for second and third-round choices obtained from Kansas City.			
3. (B) No Choice - Traded to Cleveland along with second-round choice obtained from New Orleans, eighth-round choice obtained from Denver and the Cowboys' sixth and twelfth-round choices for second and fifth-round choices.			
3. (C) JAMES BROWNT.....		Virginia State.....	82
Choice from Detroit along with fourth and ninth-round choices for second-round choice obtained from Washington.			
4. (A) No Choice - Traded to L.A. Raiders for Steve Beuerlein.			
4. (B) TOM MYSLINSKIG.....		Tennessee.....	109
Choice from Detroit along with third and ninth-round choices for second-round choice obtained from Washington.			
5. (A) GREG BRIGGSS.....		Texas Southern.....	120
Choice from Atlanta along with first-round choice for first and fourth-round choices obtained from New England.			
5. (B) ROD MILSTEADG.....		Delaware State.....	121
Choice from Cleveland along with second-round choice for second-round choice obtained from New Orleans, eighth-round choice obtained from Denver and the			

Cowboys' third, sixth, and twelfth-round choices.

5. (C) No Choice - Traded to Houston along with second-round choice in 1991 obtained from Minnesota for Alonzo Highsmith.
6. (A) **FALLON WACASEY**.....TE..... Tulsa..... | 149 |
- Choice from New England for Jesse Solomon.
6. (B) No Choice - Traded to Cleveland along with second-round choice obtained from New Orleans, eighth-round choice obtained from Denver and the Cowboys' third and twelfth-round choices for second and fifth-round choices.
7. No Choice - Traded to L.A. Raiders for Garry Lewis.
8. No Choice - Traded to Atlanta along with second-round choice for Tony Casillas.
9. (A) **NATE KIRTMAN**.....S..... Pomona-Pitzer..... | 248 |
9. (B) **CHRIS HALL**.....S..... East Carolina..... | 250 |
- Choice from Detroit along with third and fourth-round choices for second-round choice obtained from Washington.
10. **JOHN TERRY**.....G..... Livingstone College..... | 275 |
11. **TIM DANIEL**.....WR..... Florida A&M..... | 302 |
12. (A) **DONALD HARRIS**.....S..... Texas Tech..... | 317 |
- Choice from New England for Rich Gicewicz.
12. (B) No Choice - Traded to Cleveland along with second-round choice obtained from New Orleans; the Cowboys' third and sixth-round choices and the eighth-round choice obtained from Denver for second and fifth-round choices.

1993

(Drafted 28th)

Rd. Player	Pos.	College	Sel. #
1. No Choice - Traded to Green Bay along with fourth-round choice for two seconds, a fourth and an eighth-round choice.			
2. (A) KEVIN WILLIAMSWR.....		Miami, Fla.....	46
Choice from Green Bay along with second, fourth and eighth-round choices for first and fourth-round choices.			
2. (B) DARRIN SMITHLB.....		Miami, Fla.....	54
Choice from Green Bay along with second, fourth and eighth-round choices for first and fourth-round choices.			
2. (C) No Choice - Traded to San Francisco along with third-round choice in 1994 for Charles Haley.			
3. MIKE MIDDLETONS.....		Indiana.....	84
4. (A) DERRICK LASSICRB.....		Alabama.....	94
Choice from Green Bay along with two second-round choices and an eighth-round choice for first and fourth-round choices.			
4. (B) RON STONET.....		Boston College.....	96
Choice from L.A. Raiders for Alexander Wright.			
4. (C) No Choice - Traded to Green Bay along with first-round choice for two second, a fourth and eighth round choices.			
5. No Choice - Traded to Pittsburgh for Thomas Everett.			
6. BARRY MINTERLB.....		Tulsa.....	168
7. BROCK MARIONS.....		Nevada-Reno.....	196
8. (A) DAVE THOMASCB.....		Tennessee.....	203
Choice from Tampa Bay for Gary Lewis and an eighth-round choice.			
8. (B) REGGIE GIVENSS.....		Penn State.....	213
Choice from Green Bay along with two second-round choices and a fourth-round choice for first and fourth-round choices.			
8. (C) No Choice - Traded to Tampa Bay along with Gary Lewis for an eighth-round choice.			

1994

(Drafted 28th)

Rd. Player	Pos.	College	Sel. #
1. (A) SHANTE CARVERDE.....		Arizona State.....	23
Choice from San Francisco along with seventh-round choice for Cowboys' first and second-round choices.			
1. (B) No Choice - Traded to San Francisco along with second-round choice for first and seventh-round choice.			
2. (A) LARRY ALLENOL.....		Sonoma State.....	46
Compensatory choice			
2. (B) No Choice - Traded to San Francisco along with first-round choice for first and seventh-round choice.			
3. (A) No Choice - Traded to San Francisco along with second-round choice in 1993 for Charles Haley.			
3. (B) GEORGE HEGAMINT.....		North Carolina State.....	102
Compensatory choice			
4. (A) WILLIE JACKSONWR.....		Florida.....	109
Choice from Tampa Bay in Thomas Everett trade.			
4. (B) DEWAYNE DOTSONLB.....		Mississippi.....	131
5. No Choice - Traded to L.A. Raiders along with seventh-round choice obtained from San Francisco for Elvis Patterson and L.A. Raiders seventh-round choice.			
6. (A) No Choice - Traded to L.A. Rams for Jim Price.			

BOLD Indicates Made Active Roster



ALL-TIME DRAFT

6. (B) **DARREN STUDSTILL** DB West Virginia 191
Choice from L.A. Rams for fourth-round choice in 1995.
7. (A) **TODDRICK McINTOSH** DL Florida State 216
Choice from L.A. Raiders along with Elvis Patterson for Cowboys' fifth-round choice and seventh-round choice obtained from San Francisco.
7. (B) No Choice - Traded to New England for Hugh Miller.

1995

(Drafted Alternately 28th and 27th)

Rd.	Player	Pos.	College	Sel. #
1.	(A) No Choice - Traded to Tampa Bay for two second-round choices.			
2.	(A) SHERMAN WILLIAMS RB Alabama 46 Choice from Atlanta along with fourth-round choice for a second-round choice obtained from Tampa Bay.			
2.	(B) KENDELL WATKINS TE Mississippi State 59			
2.	(C) SHANE HANNAH G Michigan State 63 Choice from Tampa Bay along with second-round choice for first-round choice.			
3.	CHARLIE WILLIAMS S Bowling Green 92			
4.	(A) ERIC BJORNSON TE Washington 110 Choice from Atlanta along with second-round choice for a second-round choice obtained from Tampa Bay.			
4.	(B) No Choice - Traded to St. Louis for 1994 sixth-round choice.			
4.	(C) ALUNDIS BRICE CB Mississippi 129 Compensatory choice			
4.	(D) LINC HARDEN LB Oklahoma State 130 Compensatory choice			
5.	(A) No Choice - Used to select John Davis in the 1994 supplemental draft.			
5.	(B) EDWARD HERVEY WR Southern Cal 166 Compensatory choice			
5.	(C) DANA HOWARD LB Illinois 168 Compensatory choice			
6.	No Choice - Traded to Chicago along with Vinson Smith and Barry Minter for Kelly Blackwell, Markus Paul and John Roper.			
7.	OSCAR STURGIS DE North Carolina 236			

1996

(Drafted 30th)

Rd.	Player	Pos.	College	Sel. #
1.	No Choice - Traded to Washington for a second and third-round choices.			
2.	(A) KAVIKA PITTMAN DE McNeese State 37 Choice from Washington along with third-round choice for first-round choice.			
2.	(B) RANDALL GODFREY LB Georgia 49 Choice from Miami for second-round choice and fourth-round choice obtained from N.Y. Giants as compensation for signing Ron Stone.			
2.	(C) No Choice - Traded to Miami along with fourth-round choice obtained from N.Y. Giants as compensation for signing of Ron Stone for second-round choice.			
3.	(A) CLAY SHIVER C Florida State 67 Choice from Washington along with second-round choice for first-round choice.			
3.	(B) No Choice - Used to select Darren Benson in the 1995 supplemental draft.			
3.	(C) STEPFRET WILLIAMS WR N.E. Louisiana 94 Compensatory choice			
3.	(D) MIKE ULUFALE DL Brigham Young 95 Compensatory choice			
4.	No Choice - Traded to Atlanta along with fifth-round choice for Roger Harper.			
5.	(A) KENNETH McDANIEL G Norfolk State 157 Choice from Baltimore for fourth-round choice in 1997.			
5.	(B) No Choice - Traded to Atlanta along with fourth-round choice for Roger Harper.			
5.	(C) ALAN CAMPOS LB Louisville 167 Compensatory choice			
6.	(A) No Choice - Traded to Chicago for Jim Schwantz.			
6.	(B) WENDELL DAVIS CB Oklahoma 207 Compensatory choice			
7.	RYAN WOOD FB Arizona State 243			

1997

(Drafted Alternately 25th, 24th, 23rd, 22nd)

Rd.	Player	Pos.	College	Sel. #
1.	(A) DAVID LaFLEUR TE Louisiana State 22 Choice from Philadelphia for first-round choice, fifth-round choice and third-round choice in 1998.			
1.	(B) No Choice - Traded to Philadelphia along with fifth-round choice and third-round choice in 1998 for first-round choice.			
2.	No Choice - Traded to Detroit for third and fourth-round choices.			
3.	(A) DEXTER COAKLEY LB Appalachian State 65 Choice from Detroit along with fourth-round choice for second-round choice.			
3.	(B) STEVE SCIFRES G/T Wyoming 83			
3.	(C) KENNY WHEATON CB Oregon 94 Compensatory Choice			
4.	(A) ANTONIO ANDERSON DT Syracuse 101 Choice from Detroit along with third-round choice for second-round choice.			
4.	(B) No Choice - Traded to Baltimore for 1996 fifth-round choice.			
4.	(C) MACEY BROOKS WR James Madison 127 Compensatory Choice			
4.	(D) NICKY SUALUA FB Ohio State 129 Compensatory Choice			
5.	No Choice - Traded to Philadelphia along with first-round choice and third-round choice in 1998 for first-round choice.			
6.	LEE VAUGHN CB Wyoming 187			
7.	OMAR STOUTMIRE S Fresno State 224			

1998

(Drafted Alternately 8th, 7th, 9th)

Rd.	Player	Pos.	College	Sel. #
1.	GREG ELLIS DE North Carolina 8			
2.	FLOZELL ADAMS T Michigan State 38			
3.	No Choice - Traded to Philadelphia along with first-round choice and fifth-round choice in 1997 for first-round choice in 1997.			
4.	MICHAEL MYERS DL Alabama 100			
5.	(A) DARREN HAMBRICK LB South Carolina 130			
5.	(B) OLIVER ROSS OL Iowa State 138 Choice from Seattle for sixth and seventh-round choices in 1998.			
6.	(A) No Choice - Traded to Seattle along with seventh-round choice for fifth-round choice.			
6.	(B) IZELL REESE S Alabama-Birmingham 188 Compensatory Choice			
7.	(A) No Choice - Traded to Seattle along with sixth-round choice for fifth-round choice.			
7.	(B) TARIK SMITH RB California 223 Compensatory Choice.			
7.	(C) ANTONIO FLEMING G Georgia 227 Compensatory Choice			
7.	(D) ROD MONROE TE Cincinnati 237 Compensatory Choice			

1999

(Drafted Alternately 22nd, 23rd, 24th)

Rd.	Player	Pos.	College	Sel. #
1.	(A) EBENEZER EKUBAN DE North Carolina 20			
1.	(B) No Choice - Traded to Seattle along with fifth round choice obtained from Carolina as compensation for the signing of Patrick Jeffers for first round choice.			
2.	SOLOMON PAGE T West Virginia 55			
3.	DAT NGUYEN LB Texas A&M 85			
4.	(A) WANE MCGARITY WR Texas 118			
4.	(B) PEPPI ZELLNER DE Fort Valley State 132 Compensatory Choice			
5.	No Choice - Traded to Denver for past considerations.			
6.	MARTAY JENKINS WR Nebraska-Omaha 193			
7.	(A) MIKE LUCKY TE Arizona 229			
7.	(B) KELVIN GARMON OL Baylor 243 Compensatory Choice			



2000

(Drafted Alternately 19th, 18th,
17th, 16th, 15th, 14th, 13th)

1. No Choice - Traded to Seattle along with first-round choice in 2001 for Joey Galloway	
2. DWAYNE GOODRICH	CB Tennessee 49
3. No Choice - Traded to Seattle for James McKnight	
4. KAREEM LARRIMORE	CB West Texas A&M 109
5. MICHAEL WILEY	RB Ohio State 144
6. MARIO EDWARDS	CB Florida State 180
7. ORANTES GRANT	LB Georgia 219

2001

(Drafted Alternately 7th, 6th, 8th)

Rd.	Player	Pos.	College	Sel. #
1.	No Choice - Traded to Seattle along with first-round choice in 2000 for Joey Galloway			
2.	(A) No Choice - Traded to Indianapolis for second-round and third-round draft choices			
2.	(B) QUINCY CARTER	QB	Georgia	53
	Choice from New Orleans for third-round draft choice and third-round draft choice obtained from Indianapolis			
2.	(C) TONY DIXON	S	Alabama	56
	Choice from Miami along with fourth-round draft choice for second-round draft choice obtained from Indianapolis			
3.	(A) No Choice - Traded to New Orleans along with third-round draft choice obtained from Indianapolis for second-round draft choice			
3.	(B) WILLIE BLADE	DT	Mississippi St.	93
	Compensatory Choice			
4.	(A) No Choice - Traded to Atlanta along with seventh-round choice in 2002 for O.J. Santiago			
4.	(B) MARKUS STEELE	LB	Southern California	122
	Choice from Miami along with second-round choice for second-round choice			
5.	MATT LEHR	G	Virginia Tech	137
6.	DALERROY STEWART	DT	Southern Mississippi	171
7.	(A) COLSTON WEATHERINGTON	DE	Central Missouri St.	207
7.	(B) JOHN NIX	DT	Southern Mississippi	240
	Compensatory Choice			
7.	(C) CHAR-RON DORSEY	T	Florida State	242
	Compensatory Choice			

2002

(Drafted Alternately 6th, 5th, 7th)

Rd.	Player	Pos.	College	Sel. #
1.	(A) No Choice - Traded to Kansas City for first and third round choices in 2002 and sixth round choice in 2003			
1.	(B) ROY WILLIAMS	S	Oklahoma	8
	Choice from Kansas City along with third round choice in 2002 and sixth round choice in 2003 for first round choice			
2.	(A) ANDRE GURUDE	G	Colorado	37
2.	(B) ANTONIO BRYANT	WR	Pittsburgh	63
	Choice from Chicago along with fourth round choice for third, fourth and fifth round choices			
3.	No Choice - Traded to Chicago along with fourth and fifth round choices for second and fourth round choices			
3.	DEREK ROSS	CB	Ohio State	75
	Choice from Kansas City along with first round choice in 2002 and sixth round choice in 2003 for first round choice			
4.	(A) No Choice - Traded to Chicago along with third and fifth round choices for second and fourth round choices			
4.	(B) JAMAR MARTIN	FB	Ohio State	129
	Choice from Chicago along with second round choice for third, fourth and fifth round choices			
5.	(A) No Choice - Traded to Chicago along with third and fourth round choices for second and fourth round choices			
5.	(B) PETE HUNTER	CB	Virginia Union	168
	Choice from New England for seventh round choice in 2002 obtained from Miami and fifth round choice in 2003			
6.	(A) TYSON WALTER	T	Ohio State	179
6.	(B) DEVEREN JOHNSON	WR	Sacred Heart	208
	Compensatory Choice			
6.	(C) BOB SLOWIKOWSKI	TE	Virginia Tech	211
	Compensatory Choice			
7.	No choice - Traded to Atlanta along with fourth round choice in 2001 for O.J. Santiago			

2003

(Drafted alternately 5th and 6th)

Rd.	Player	Pos.	College	Sel. #
1.	TERENCE NEWMAN	CB	Kansas State	5
2.	AL JOHNSON	C	Wisconsin	38
3.	JASON WITTEN	TE	Tennessee	69
4.	BRADIE JAMES	LB	Louisiana State	103
5.	No Choice - Traded to New England along with seventh-round choice in 2002 obtained from Miami for fifth-round choice in 2002			
6.	(A) B.J. TUCKER	CB	Wisconsin	178
6.	(B) ZURIEL SMITH	WR	Hampton	186
	Choice from Kansas City along with first- and third-round choices in 2002 for first-round choice in 2002			
7.	JUSTIN BATES	G	Colorado	219

2004

(Drafted alternately 5th and 6th)

Rd.	Player	Pos.	College	Sel. #
1.	No Choice - Traded to Buffalo for second and fifth round choices in 2004 and first round choice in 2005			
2.	(A) JULIUS JONES	RB	Notre Dame	43
	Choice from Buffalo along with fifth round choice and first round choice in 2005 for first round choice			
2.	(B) JACOB ROGERS	T	Southern Cal	52
3.	STEPHEN PETERMAN	G	Louisiana State	83
4.	BRUCE THORNTON	CB	Georgia	121
5.	(A) SEAN RYAN	TE	Boston College	144
	Choice from Buffalo along with second round choice and first round choice in 2005 for first round choice			
5.	(B) No Choice - Traded to New Orleans for sixth and seventh round choices			
6.	No Choice - Traded to Green Bay for Terry Glenn			
7.	(A) NATHAN JONES	CB	Rutgers	205
	Choice from Oakland along with another seventh round choice for sixth round choice			
7.	(B) PATRICK CRAYTON	WR	NW Oklahoma	216
	Choice from Tampa Bay along with Darian Barnes for seventh round choice			
7.	(C) JACQUES REEVES	CB	Purdue	223
	Choice from Oakland along with another seventh round choice for a sixth round choice			
	Pick was originally traded by Dallas to Oakland for Kenyon Coleman			



Cowboys and Free Agency

1989

PLAN B

PLAYERS SIGNED (5):

C Eric Coyle
(from Washington)
DB Ray Horton
(from Cincinnati)
TE Anthony Jones
(from San Diego)
LB Eric Naposki
(from New England)
RB Kevin Scott
(from San Diego)

PLAYERS LOST (6):

C Bob Brozki
(by Atlanta)
TE Doug Cosbie
(by Denver)
RB Mark Higgs
(by Philadelphia)
LB Garth Jax
(by Phoenix)
WR Mike Sherrard
(by San Francisco)
QB Kevin Sweeney
(by San Francisco)

1990

PLAN B

PLAYERS SIGNED (16):

FB Tommie Agee
(from Kansas City)
T Louis Cheek
(from Miami)
LB Terrence Cooks
(from New England)
DB Antonio Gibson
(from New Orleans)
WR Rod Harris
(from New Orleans)
OL Greg Johnson
(from Miami)
LB Walter Johnson
(from New Orleans)
RB Keith Jones
(from Cleveland)
WR Dennis McKinnon
(from Chicago)
TE Jay Novacek
(from Phoenix)
DE Lybrant Robinson
(from Washington)
G Tony Slaton
(from L.A. Rams)
LB Vinson Smith
(from Pittsburgh)
DE Anthony Spears
(from Houston)
S James Washington
(from L.A. Rams)
WR Mike Williams
(from Detroit)

PLAYERS LOST (4):

WR Cornell Burbage
(by Minnesota)
WR Bernard Ford
(by Houston)
RB Paul Palmer
(by Cincinnati)
C Bob White
(by New England)

1991

PLAN B

PLAYERS SIGNED (4):

DB Odie Harris
(from Tampa Bay)
TE Craig Hudson
(from Green Bay)

TE Alfredo Roberts
(from Kansas City)
OL Alan Veingard
(from Green Bay)

PLAYERS LOST (2):

G Crawford Ker
(by Denver)
FB Robert Perryman
(by Denver)

1992

PLAN B

PLAYERS SIGNED (4):

LB Bernard Clark
(from Cincinnati)
G/C Frank Cornish
(from San Diego)
K Brad Daluiso
(from Buffalo)
CB Brian Mitchell
(from Atlanta)

PLAYERS LOST (6):

TE Rob Awalt
(by Denver)
LB Darrick Brownlow
(by Buffalo)
LB Jack Del Rio
(by Minnesota)
CB Manny Hendrix
(by San Francisco)
S Stan Smagala
(by Pittsburgh)
K Ken Willis
(by Tampa Bay)

1993

PLAYERS SIGNED (0):

PLAYERS LOST (2):

QB Steve Beuerlein
(by Phoenix)
WR Kelvin Martin
(by Seattle)

1994

PLAYERS SIGNED (2):

G Derek Kennard
(from New Orleans)
QB Rodney Peete
(from Detroit)

PLAYERS LOST (8):

DT Tony Casillas
(by Kansas City)
G/C Frank Cornish
(by Minnesota)
G John Gesek
(by Washington)
G/T Kevin Gogan
(by L.A. Raiders)
DT Jimmie Jones
(by L.A. Rams)
QB Bernie Kosar
(by Miami)
K Eddie Murray
(by Philadelphia)
LB Ken Norton
(by San Francisco)

1995

PLAYERS SIGNED (3):

C Ray Donaldson
(from Seattle)
RB David Lang
(from St. Louis)
CB Deion Sanders
(from San Francisco)

PLAYERS LOST (11):

LB Darrick Brownlow
(by Washington)
G/C Frank Cornish
(by Jacksonville)

TE Scott Galbraith
(by Washington)
S Kenneth Gant
(by Tampa Bay)
WR Alvin Harper
(by Tampa Bay)
DE Jim Jeffcoat
(by Buffalo)
QB Rodney Peete
(by Philadelphia)
C Mark Stepnoski
(by Houston)
RB Blair Thomas
(by Atlanta)
LB Matt Vanderbeek
(by Washington)
S James Washington
(by Washington)

1996

PLAYERS SIGNED (2):

LB Fred Strickland
(from Green Bay)
CB Robert Bailey
(by Miami)

PLAYERS LOST (5):

CB Larry Brown
(by Oakland)
LB Dixon Edwards
(by Minnesota)
LB Robert Jones
(by St. Louis)
DT Russell Maryland
(by Oakland)
G/T Ron Stone*
(by N.Y. Giants)

1997

PLAYERS SIGNED (0):

PLAYERS LOST (6):

K Chris Boniol*
(by Philadelphia)
P John Jett
(by Detroit)
LB Godfrey Myles
(by Denver)
LB Jim Schwantz*
(by San Francisco)
LB Darrin Smith
(by Philadelphia)
S George Teague
(by Miami)

1998

PLAYERS SIGNED (1):

G Everett Molver
(from Miami)

PLAYERS LOST (3):

G/C John Flannery
(by St. Louis)
G/T George Hegamin
(by Philadelphia)
S Brock Marion
(by Miami)

1999

PLAYERS SIGNED (2):

WR Raghib Ismail
(from Carolina)
C Mark Stepnoski
(from Tennessee)

PLAYERS LOST (3):

WR Patrick Jeffers*
(by Carolina)
C Clay Shiver
(by Denver)
DT Arlie Smith
(by Kansas City)

2000

PLAYERS SIGNED (4):

LB Joe Bowden
(from Tennessee)

TE Jackie Harris
(from Tennessee)
QB Paul Justin
(from St. Louis)
CB Ryan McNeil
(from Cleveland)

PLAYERS LOST (8):

TE Eric Bjornson
(by New England)
RB Robert Chancery*
(by San Diego)
QB Jason Garrett
(by N.Y. Giants)
LB Randall Godfrey
(by Tennessee)
P Toby Gowin*
(by New Orleans)
LB Lemanski Hall
(by Minnesota)
G/C Tom Myslinski
(by Pittsburgh)
DE Kavika Pittman
(by Denver)

2001

PLAYERS SIGNED (0):

PLAYERS LOST (3):

QB Randall Cunningham
(by Baltimore)
DT Leon Lett
(by Denver)
WR James McKnight
(by Miami)

2002

PLAYERS SIGNED (4):

DT La Roi Glover
(from New Orleans)
LB Kevin Hardy
(from Jacksonville)
TE Jeff Robinson
(from St. Louis)
CB Bryant Westbrook
(Detroit)

PLAYERS LOST (1):

S Izell Reese
(by Denver)

2003

PLAYERS SIGNED (6):

FB Richie Anderson
(from N.Y. Jets)
TE Dan Campbell
(from N.Y. Giants)
P Toby Gowin
(from New Orleans)
CB Donald Mitchell
(from Tennessee)
LB Al Singleton
(from Tampa Bay)
T Ryan Young
(from Houston)

PLAYERS LOST (3):

LB Kevin Hardy
(by Cincinnati)
DT Brandon Noble
(by Washington)
DE Peppi Zellner
(by Washington)

2004

PLAYERS SIGNED (0):

PLAYERS LOST (2):

CB Mano Edwards
(by Tampa Bay)
DE Ebenezer Ekuban
(by Cleveland)

**2003
Season**





The 2003 Season At A Glance

Atlanta 27, Dallas 13

Texas Stadium, September 7, 2003

Attendance: 64,104

The Cowboys opened the season with a 27-13 loss to Atlanta at Texas Stadium. The Falcons took the opening kickoff and drove to the Dallas 19-yard line before settling for a 37-yard Jay Feely field goal. After trading punts, Akeem Cason took a handoff up the middle on third-and-two and raced 63 yards for a touchdown, marking the longest touchdown run by a Dallas running back since Emmitt Smith went 63 yards at Minnesota on Nov. 8, 1999. Darren Woodson picked off Doug Johnson on Atlanta's next series, but Dallas was forced to punt. Billy Cundiff missed a 33-yard field goal at the end of the second quarter, sending Dallas to the locker room with a 7-3 halftime lead. After Quincy Carter fumbled to open the third quarter, the Falcons responded with a seven-yard Johnson-to-Warrick Dunn scoring pass. Following two Dallas punts sandwiched around an Atlanta punt, Johnson hooked up with Alge Crumpler on a 41-yard catch-and-run touchdown to give the Falcons a 17-7 lead midway through the third period. On its next possession, Atlanta drove for a 31-yard Feely field goal to open the final frame. The Cowboys cut the deficit to 20-13 when Carter hooked up with Joey Galloway on a 49-yard touchdown pass. The Falcons then went on an eight-minute, 26-second drive that resulted in a one-yard Johnson scoring drive. Dallas was held on fourth down at the Atlanta 10-yard line with 1:10 remaining in the game to seal the Falcons victory. Carter finished the day 15-of-32 for 268 yards, one touchdown and one interception. His 268 passing yards marked his seventh consecutive 200+ passing yard game, the longest such streak since Danny White threw for 200+ yards in 10 consecutive games in 1983. Woodson's interception was the 23rd of his career, moving him into sole possession of 10th place on the Cowboys all-time interception list. Galloway finished with 139 receiving yards, tying the fourth best day of his career.

Dallas 35, Giants 32 (OT)

Giants Stadium, September 15, 2003

Attendance: 78,907

The Cowboys claimed their first victory of the season in dramatic fashion, defeating the N.Y. Giants 35-32 in overtime on Monday Night Football. On Dallas's second possession, Ralph Brown picked off a Quincy Carter pass and raced 29 yards for a touchdown. Dallas quickly regrouped and tied the score four minutes later on an eight-yard Carter scramble. After Dat Nguyen recovered a Tiki Barber fumble, the Cowboys took a 10-7 lead with a 37-yard Billy Cundiff field goal to start the second period. Following a Giants punt, Cundiff converted a 49-yard field goal for a 13-7 advantage. Al Singleton stepped in front of a Kerry Collins pass late in the first half and raced 41 yards for a touchdown. Cundiff missed a 53-yard field goal attempt as the first half expired, leaving Dallas with a 13-point halftime cushion. Cundiff then opened the second half with a 42-yard field goal. New York responded as Collins hooked up with Ike Hilliard on a five-yard scoring pass. Dallas again answered the Giants score with a Cundiff field goal, this time from 21-yards out, for a 26-14 Cowboys lead. Following another Giants punt, Cundiff booted his fifth field goal of the night, a 36-yarder, to give the Cowboys a 15-point advantage early in the final frame. New York then put together back-to-back touchdown drives with a one-yard Collins-to-Jeremy Shockey touchdown pass and a 20-yard Collins-to-Amani Toomer touchdown pass. Barber then rushed for the two-point conversion to tie the score at 29-29 midway through the fourth quarter. Following two Cowboys punts sandwiched around a Giants punt, New York took a 32-29 lead with a 30-yard Matt Bryant field goal with 0:11 showing on the clock. After New York kicked off out of bounds, Carter found Antonio Bryant with a 26-yard pass to set up Cundiff's career-long 52-yard game-tying field goal as time expired. After both teams punted to open overtime, Dallas drove to the Giants six-yard line, where Cundiff booted the 25-yard game-winning field goal. Cundiff's winning effort was his seventh of the night, tying the NFL record for field goals in a game. Carter finished the night with a career-best 321 passing yards.

	1	2	3	4	Final
Falcons	3	0	14	10	27
Cowboys	7	0	0	6	13

Falcons - FG Feely 37
Cowboys - Cason 63 run (Cundiff kick)
Falcons - Dunn 7 pass from Johnson (Feely kick)
Falcons - Crumpler 41 pass from Johnson (Feely kick)
Falcons - FG Feely 31
Cowboys - Galloway 49 pass from Carter (kick blocked)
Falcons - Johnson 1 run (Feely kick)

	Falcons	Cowboys
First Downs	17	16
Total Net Yards	318	403
Net Yards Rushing	96	149
Net Yards Passing	220	254
Passes	27-16	32-15
Sacked/Yards	2/8	3/14
Passes Intercepted By	1	1
Punts-Average	5-42.6	6-43.5
Fumbles-Lost	1-0	2-1
Penalties-Yards	4-31	7-49
Time of Possession	33:00	27:00

Rushing

Falcons - Dunn, 13 for 41; Griffith, 5 for 36; Duckett, 5 for 21; McCord, 2 for 2; Johnson, 5 for -2, 1 touchdown.
Cowboys - Cason, 2 for 77, 1 touchdown; Hambrick, 14 for 53; Carter, 4 for 11; Anderson, 4 for 8.

Passing

Falcons - Johnson, 16-of-27, 228 yards, 2 touchdowns, 1 interception.
Cowboys - Carter, 15-of-32, 268 yards, 1 touchdown, 1 interception.

Receiving

Falcons - Crumpler, 5 for 94, 1 touchdown; Fineran, 2 for 45; Price, 2 for 30; Dunn, 2 for 20, 1 touchdown; McCord, 2 for 14; Griffith, 2 for 11; Kozlowski, 1 for 14.
Cowboys - Galloway, 7 for 139, 1 touchdown; Hambrick, 3 for 16; Bryant, 2 for 71; Cason, 2 for 29; Witten, 1 for 13.

	1	2	3	4	OT	Final
Cowboys	7	13	6	6	3	35
Giants	7	0	7	18	0	32

Giants - Brown 29 interception return (Bryant kick)
Cowboys - Carter 8 run (Cundiff kick)
Cowboys - FG Cundiff 37
Cowboys - FG Cundiff 49
Cowboys - Singleton 41 interception return (Cundiff kick)
Cowboys - FG Cundiff 42
Giants - Hilliard 5 pass from Collins (Bryant kick)
Cowboys - FG Cundiff 21
Cowboys - FG Cundiff 36
Giants - Shockey 1 pass from Collins (Bryant kick)
Giants - Toomer 20 pass from Collins (Barber run)
Giants - FG Bryant 30
Cowboys - FG Cundiff 52
Cowboys - FG Cundiff 25

	Cowboys	Giants
First Downs	24	20
Total Net Yards	403	309
Net Yards Rushing	107	53
Net Yards Passing	296	256
Passes	40-25	51-21
Sacked/Yards	4/25	2/9
Passes Intercepted By	2	1
Punts-Average	6-36.7	7-43.7
Fumbles-Lost	3-0	2-1
Penalties-Yards	11-108	10-102
Time of Possession	42:30	26:34

Rushing

Cowboys - Hambrick, 23 for 60; Anderson, 6 for 19; Carter, 4 for 17, 1 touchdown; Cason, 3 for 11.
Giants - Barber, 15 for 41; Hilliard, 1 for 13; Collins, 1 for -1.

Passing

Cowboys - Carter, 25-of-40, 321 yards, 1 interception.
Giants - Collins, 21-of-51, 265 yards, 3 touchdowns, 2 interceptions.

Receiving

Cowboys - Glenn, 8 for 113; Bryant, 5 for 98; Anderson, 4 for 15; Galloway, 3 for 43; Witten, 2 for 25; Cason, 2 for 4; Campbell, 1 for 23.
Giants - Toomer, 7 for 126, 1 touchdown; Hilliard, 6 for 85, 1 touchdown; Carter, 3 for 28; Shockey, 2 for 1, 1 touchdown; Barber, 2 for 7; Mitchell, 1 for 11.

Dallas 17, N.Y. Jets 6

The Meadowlands, September 28, 2003

Attendance: 77,863

The Dallas Cowboys defeated the N.Y. Jets 17-6 at The Meadowlands, marking Dallas's first two-game road win streak since early in the 2000 season. The victory also marked the second straight Dallas victory in New York in as many weeks. The Jets took the opening kickoff and drove 39 yards for a 34-yard Doug Brien field goal. The rest of the first quarter was scoreless, but on the first play of the second period, Eric Ogbogu forced a Santana Moss fumble that Al Singleton recovered for Dallas. Four plays later, Troy Hambrick burst up the middle for a 31-yard touchdown run and a 7-3 Cowboys lead. After the teams traded punts, Roy Williams forced a Curtis Martin fumble deep in Cowboys territory that Darren Woodson recovered in the end zone for a touchback. Dallas then put together an 80-yard drive in the final 1:42 of the first half that was capped by a 13-yard Quincy Carter-to-Antonio Bryant touchdown pass, giving the Cowboys a 14-3 halftime lead. The second half opened with the teams trading punts before Carter was intercepted in the end zone. The Jets capitalized with a 60-yard drive, capped by a 38-yard Brien field goal late in the third period. The teams again traded punts to open the final frame before the Cowboys drove 87 yards - taking 6:10 off the clock - to a 26-yard Billy Cundiff field goal. The Dallas defense then held New York on downs, allowing the offense to run the final 2:29 off the clock to secure the victory. Hambrick finished the game with 127 rushing yards and a touchdown on 24 carries. Joey Galloway recorded his second 100-yard receiving day of the season with 100 yards on five catches, including a 42-yarder to set up the Cowboys' final field goal. The Dallas defense held New York to 66 total rushing yards.

	1	2	3	4	Final
Cowboys.....	0	14	0	3	17
Jets	3	0	3	0	6

N.Y. Jets - FG Brien 34
 Cowboys - Hambrick 31 run (Cundiff kick)
 Cowboys - Bryant 13 pass from Carter (Cundiff kick)
 N.Y. Jets - FG Brien 38
 Cowboys - FG Cundiff 26

	Cowboys	Jets
First Downs	18	15
Total Net Yards	360	285
Net Yards Rushing	202	66
Net Yards Passing	158	219
Passes	23-11	29-21
Sacked/Yards	2/7	0/0
Passes Intercepted By	0	1
Punts-Average	5-39.6	4-44.3
Fumbles-Lost	0-0	3-2
Penalties-Yards	5-38	4-40
Time of Possession	32:36	27:24

Rushing

Cowboys - Hambrick, 24 for 127, 1 touchdown; Anderson, 5 for 37; Cason, 5 for 37; Galloway, 1 for 3; Carter, 6 for -2.
 Jets - Martin, 21 for 64; Moss, 1 for 5; Testaverde, 1 for -1; Jordan, 3 for -2.

Passing

Cowboys - Carter, 11-of-23, 165 yards, 1 touchdown, 1 interception.
 Jets - Testaverde, 21-of-29, 219 yards.

Receiving

Cowboys - Galloway, 5 for 100; Anderson, 4 for 46; Bryant, 1 for 13, 1 touchdown; Hambrick, 1 for 6.
 Jets - Moss, 5 for 65; Martin, 5 for 51; Chrebet, 4 for 37; Sowell, 3 for 21; Conway, 2 for 24; Baker, 1 for 19; Becht, 1 for 2.

Dallas 24, Arizona 7

Texas Stadium, October 5, 2003

Attendance: 63,601

The Dallas Cowboys raised their record to 3-1 for the first time since 1999 with a 24-7 victory over the Arizona Cardinals. Quincy Carter got Dallas on the scoreboard late in the first quarter when he hit Terry Glenn with a 51-yard touchdown pass off a flea-flicker. Three plays later, following a 63-yard kickoff return by Josh Scobey, Jeff Blake hooked up with Bryan Gilmore on a 24-yard scoring pass to tie the game. The Cowboys opened the second period with an 18-yard Carter-to-Richie Anderson touchdown connection. Carter was picked off on the Cowboys' next possession, but the Dallas defense forced a Cardinals punt. Carter then guided Dallas to a 33-yard Billy Cundiff field goal late in the half. The Cowboys took the opening possession of the second half and drove 53 yards to a 36-yard Cundiff field goal and a 20-7 advantage. Following an interception by Al Singleton and a Dallas punt that pinned Arizona at their own five-yard line, LaRoi Glover sacked Blake in the end zone for a safety. The Cowboys were forced to punt on their next possession, but Pete Hunter downed the kick at the Cardinals one-yard line. Three plays later, Kenyon Coleman sacked Blake in the end zone for another safety, tying the club record for safeties in a game first set on Nov. 19, 1972 against Philadelphia. The teams traded punts and then the Cardinals were held on downs at the Dallas 41-yard line. The Cowboys were stopped on downs at the Arizona 25-yard line late in the final frame. Two plays later, Roy Williams picked off Blake, returning the ball to the Cardinals 19-yard line. Dallas was then able to run the final 4:06 off the clock to secure the victory. The Cowboys finished the day with 365 total yards of offense, their fourth consecutive game with 360 yards-or-more of offense. It is the team's longest such streak since Weeks 2-6 (Week 4 bye) of the 1993 season. The 32 rushing yards by Arizona was the fewest allowed by Dallas since Arizona ran for 32 on Nov. 15, 1998 and the fourth consecutive week Dallas held an opponent to less than 100 yards rushing.

	1	2	3	4	Final
Cardinals.....	7	0	0	0	7
Cowboys.....	7	10	7	0	24

Cowboys - Glenn 51 pass from Carter (Cundiff kick)
 Cardinals - Gilmore 24 pass from Blake (Duncan kick)
 Cowboys - Anderson 18 pass from Carter (Cundiff)
 Cowboys - FG Cundiff 33
 Cowboys - FG Cundiff 36
 Cowboys - Blake sacked in end zone by Glover for safety
 Cowboys - Blake sacked in end zone by Coleman for safety

	Cardinals	Cowboys
First Downs	9	18
Total Net Yards	151	365
Net Yards Rushing	32	97
Net Yards Passing	119	268
Passes	28-14	31-20
Sacked/Yards	3/2	1/9
Passes Intercepted By	1	2
Punts-Average	6-42.2	5-37.8
Fumbles-Lost	0-0	1-0
Penalties-Yards	5-36	7-64
Time of Possession	23:32	36:28

Rushing

Cardinals - Shipp, 9 for 31; Hodgins, 1 for 3; Blake, 1 for 2; Smith, 6 for -1; Anderson, 1 for -3.
 Cowboys - Hambrick, 23 for 59; Anderson, 5 for 22; Galloway, 1 for 7; Carter, 3 for 6; Glenn, 1 for 4; Martin, 1 for 3; Cason, 2 for -4.

Passing

Cardinals - Blake, 14-of-28, 121 yards, 1 touchdown, 2 interceptions.
 Cowboys - Carter, 20-of-31, 277 yards, 2 touchdowns, 1 interception.

Receiving

Cardinals - Jones, 4 for 39; Boldin, 3 for 33; Gilmore, 2 for 30, 1 touchdown; Smith, 2 for 2; Poole, 1 for 7; Johnson, 1 for 6; Hodgins, 1 for 4.
 Cowboys - Glenn, 4 for 104, 1 touchdown; Witten, 4 for 41; Anderson, 4 for 38; Cason, 3 for 24; Galloway, 2 for 46; Bryant, 2 for 16; Hambrick, 1 for 8.



2003 SEASON

Dallas 23, Philadelphia 21

Texas Stadium, October 12, 2003

Attendance: 63,648

The Dallas Cowboys improved their record to 4-1 with a 23-21 victory over the Philadelphia Eagles. The Cowboys jumped out early as Randal Williams recovered the Eagles' onside kick on the opening kickoff and returned it 37 yards for a touchdown, taking three seconds off the clock. It marked the fastest score at the start of a game since the NFL began using the scoreboard clock to determine the official time of the game in 1970. Neither offense put together a scoring drive in the first period, but the Eagles drove 55 yards to start the second quarter with a five-yard Brian Westbrook touchdown run tying the score. The teams traded punts twice before Dallas was able to take a 10-7 lead on a 51-yard Billy Cundiff field goal with 0:12 remaining in the half. Following an Eagles punt to open the second half, the Cowboys put together an 11-play, 80-yard drive capped with a one-yard Troy Hambrick scoring run. Three plays later, Donovan McNabb found Duce Staley with a short pass that he took 52 yards down the sideline for a touchdown, cutting their deficit to 17-14. Dallas quickly added to their lead with a 22-yard Cundiff field goal on the third play of the final frame. After trading punts, Philadelphia put together a 14-play drive and took a 21-20 lead with a 20-yard Correll Buckhalter scoring jaunt with 4:14 remaining in the game. Zuriel Smith returned the ensuing kickoff 54 yards to the Philadelphia 40-yard line, setting up a seven-play drive that resulted in Cundiff's 28-yard field goal with 1:11 showing on the clock. James Thrash returned the ensuing kickoff to the Eagles 48-yard line, but McNabb was tackled for a loss by Dexter Coakley and Roy Williams on a third-and-10 quarterback draw. McNabb fumbled the ball on the play and Dallas's La'Roi Glover recovered the fumble to seal the Cowboys victory. It was the first Dallas win over Philadelphia since 1999.

	1	2	3	4	Final
Eagles.....	0	7	7	7	21
Cowboys.....	7	3	7	6	23
Cowboys - Ra. Williams 37 kickoff return (Cundiff kick)					
Eagles - Westbrook 5 run (Akers kick)					
Cowboys - FG Cundiff 51					
Cowboys - Hambrick 1 run (Cundiff kick)					
Eagles - Staley 52 pass from McNabb (Akers kick)					
Cowboys - FG Cundiff 22					
Eagles - Buckhalter 20 run (Akers kick)					
Cowboys - FG Cundiff 28					

	Eagles	Cowboys
First Downs.....	14	15
Total Net Yards.....	232	292
Net Yards Rushing.....	117	119
Net Yards Passing.....	115	173
Passes.....	26-11	26-15
Sacked/Yards.....	2/11	1/10
Passes Intercepted By.....	1	0
Punts-Average.....	8-45.1	6-38.7
Fumbles-Lost.....	2-1	1-0
Penalties-Yards.....	2-10	5-23
Time of Possession.....	27:56	32:04

Rushing

Eagles - Buckhalter, 11 for 52, 1 touchdown; Westbrook, 8 for 37, 1 touchdown; Staley, 7 for 28; McNabb 6 for 0.

Cowboys - Hambrick, 18 for 46, 1 touchdown; Cason, 7 for 31; Carter, 7 for 31; Anderson, 4 for 11.

Passing

Eagles - McNabb, 11-of-26, 126 yards, 1 touchdown.
Cowboys - Carter, 14-of-25, 146 yards, 1 interception; Cason, 1-of-1, 37 yards.

Receiving

Eagles - Staley, 3 for 66, 1 touchdown; Thrash, 3 for 15; Mitchell, 1 for 27; Lewis, 1 for 9; Smith, 1 for 5; Buckhalter, 1 for 2; Ritchie, 1 for 2.

Cowboys - Glenn, 5 for 41; Anderson, 3 for 16; Galloway, 2 for 56; Hambrick, 2 for 14; Bryant, 1 for 49; Campbell, 1 for 8; Cason, 1 for -1.

Dallas 38, Detroit 7

Ford Field, October 19, 2003

Attendance: 61,160

With a 38-7 defeat of the Detroit Lions, the Dallas Cowboys raised their record to 5-1 for the first time since opening the 1995 season 8-1. Midway through the opening quarter, Troy Hambrick was fighting for extra yards when he was stripped of the ball. Dre Bly picked up the fumble for Detroit and raced 67 yards for the touchdown. Dallas quickly responded with a 20-yard Quincy Carter-to-Terry Glenn scoring pass. Following a Lions punt, Carter again hooked up with Glenn on a 19-yard touchdown pass and a 14-7 Dallas lead early in the second period. Three plays later, Dexter Coakley intercepted Joey Harrington and returned the theft to the Detroit eight-yard line. Carter then hit Glenn with an eight-yard scoring pass. After trading punts, Mario Edwards stepped in front of a Harrington pass and raced 27 yards for a touchdown and a 28-7 Cowboys lead late in the first half. Dallas then opened the third quarter with a 14-play, seven-minute, 27-second drive that culminated with a three-yard Troy Hambrick touchdown run. Following another Detroit punt, Dallas put together a six-minute, 35-second drive that resulted in a 23-yard Billy Cundiff field goal on the first play of the final frame for a 38-7 advantage. The Dallas defense forced two more Detroit turnovers - a fumble by Mike McMahon recovered by Kenyon Coleman and an interception by Derek Ross in the end zone - to secure Dallas's victory. Carter's three touchdown passes to Glenn established a career-high for Carter and for Glenn. It was the 12th time a Dallas receiver had caught three touchdown passes in a game. The Cowboys defense forced three Lions turnovers while holding them to 157 total yards of offense. Detroit's offense was also held off the scoreboard by the Cowboys defense.

	1	2	3	4	Final
Cowboys.....	7	21	7	3	38
Lions.....	7	0	0	0	7

Lions - Bly 67 fumble return (Hanson kick)
Cowboys - Glenn 20 pass from Carter (Cundiff kick)
Cowboys - Glenn 19 pass from Carter (Cundiff kick)
Cowboys - Glenn 8 pass from Carter (Cundiff kick)
Cowboys - Edwards 27 interception return (Cundiff kick)
Cowboys - Hambrick 3 run (Cundiff kick)
Cowboys - FG Cundiff 23

	Cowboys	Lions
First Downs.....	25	9
Total Net Yards.....	331	157
Net Yards Rushing.....	134	83
Net Yards Passing.....	197	74
Passes.....	27-19	33-10
Sacked/Yards.....	1/1	1/7
Passes Intercepted By.....	3	0
Punts-Average.....	5-41.6	7-38.0
Fumbles-Lost.....	3-1	1-1
Penalties-Yards.....	6-65	9-96
Time of Possession.....	37:21	22:39

Rushing

Cowboys - Hambrick, 24 for 74, 1 touchdown; Anderson, 7 for 52; Carter, 2 for 13; Cason, 6 for 0; Martin, 1 for 0; Bryant, 1 for -2; Hutchinson, 2 for -3.

Lions - Gary, 11 for 37; Bryson, 6 for 20; McMahon, 3 for 18; Hakim, 1 for 8.

Passing

Cowboys - Carter, 18-of-25, 190 yards, 3 touchdowns; Hutchinson, 1-of-2, 8 yards.

Lions - Harrington, 5-of-13, 30 yards, 2 interceptions; McMahon, 5-of-20, 51 yards, 1 interception.

Receiving

Cowboys - Glenn, 6 for 75, 3 touchdowns; Bryant, 4 for 57; Anderson, 3 for 3; Campbell, 2 for 28; Cason, 2 for 20; Hambrick, 2 for 15.

Lions - Anderson, 3 for 27; Schlesinger, 3 for 15; Bryson, 2 for 9; Schroeder, 1 for 26; Hakim, 1 for 4.



Buccaneers 16, Cowboys 0

Raymond James Stadium, October 26, 2003
Attendance: 65,602

The Dallas Cowboys suffered their second loss of the season with a 16-0 defeat to the Tampa Bay Buccaneers. The shutout was the first for Dallas since falling 31-0 at Tennessee on Dec. 25, 2000. After trading punts twice to open the game, the Cowboys drove to the Tampa Bay 23-yard line where they had to settle for a 41-yard Billy Cundiff field goal attempt, which missed wide right. Following another Bucs punt, Quincy Carter was intercepted by Jermaine Phillips, who returned the theft to the Dallas 24-yard line. The Dallas defense held Tampa Bay to a 24-yard Martin Gramatica field goal following the turnover. After another Dallas punt, Tampa Bay put together a 78-yard drive capped by a seven-yard Brad Johnson-to-Keyshawn Johnson touchdown pass. Dallas was forced to punt again, and Tampa was held as the first half expired with the Bucs up 10-0. Carter was intercepted again early in the third period, setting up Tampa Bay at the Dallas 21-yard line. The Bucs gained 13 yards before settling for a 26-yard Gramatica field goal. Following Dallas's fifth punt of the day, the Bucs drove to the Dallas 31-yard line, where they added to their lead with a 50-yard Gramatica field goal. The Cowboys were held on downs on the first play of the fourth quarter, but Tampa was forced to punt from the Dallas 37-yard line. The Bucs then forced another Cowboys punt, but couldn't capitalize as Gramatica missed a 48-yard field goal wide left. Azeion Cason fumbled on Dallas's next possession, and Sheldon Quarles recovered the ball, allowing Tampa Bay to run out the final 4:09 of the game to clinch the victory.

	1	2	3	4	Final
Cowboys	0	0	0	0	0
Buccaneers	0	10	6	0	16

Buccaneers – FG Gramatica 24
 Buccaneers – Johnson 7 pass from Johnson (Gramatica kick)
 Buccaneers – FG Gramatica 26
 Buccaneers – FG Gramatica 50

	Cowboys	Buccaneers
First Downs	9	14
Total Net Yards	178	261
Net Yards Rushing	60	128
Net Yards Passing	118	133
Passes	25-15	26-13
Sacked/Yards	4/22	2/18
Passes Intercepted By	0	2
Punts-Average	6-40.7	5-40.0
Fumbles-Lost	3-1	2-0
Penalties-Yards	1-5	3-15
Time of Possession	25:16	34:44

Rushing

Cowboys – Hambrick, 11 for 25; Anderson, 6 for 17; Carter, 2 for 15; Glenn, 1 for 4; Cason, 2 for -1.
Buccaneers – Pittman, 30 for 113; Stecker, 5 for 15.

Passing

Cowboys – Carter, 15-of-25, 140 yards, 2 interceptions.
Buccaneers – Johnson, 13-of-26, 151 yards, 1 touchdown.

Receiving

Cowboys – Anderson, 5 for 22; Cason, 3 for 40; Glenn, 3 for 26; Galloway, 2 for 26; Witten, 1 for 15; Hambrick, 1 for 11.
Buccaneers – McCardell, 6 for 68; Dilger, 2 for 51; Williams, 1 for 13; Johnson, 1 for 7, 1 touchdown; Stecker, 1 for 5; Pittman, 1 for 4; Cook, 1 for 3.

Dallas 21, Washington 14

Texas Stadium, November 2, 2003
Attendance: 64,002

The Dallas Cowboys improved their record to 6-2, including a 3-0 mark against the NFC East, with a 21-14 victory over the Washington Redskins. After having Derek Ross's 100-yard opening kickoff return for a touchdown called back due to a penalty, Quincy Carter hit Antonio Bryant for 20 yards before being intercepted on a deep ball down the left sideline. Following a Redskins punt, Troy Hambrick fumbled on Dallas's next play and Washington recovered. After the Cowboys defense forced a Redskins punt, Carter was picked off for the second time three plays. That pass was returned 30 yards to set up a two-play, six-yard scoring drive for Washington. Patrick Ramsey opened the scoring following the interception when he hit Laveranues Coles with a seven-yard scoring pass. Flozell Adams blocked the ensuing PAT, leaving the score 6-0. After the teams traded punts twice, Dallas took the lead when Hambrick scooted in from two yards out midway through the second quarter. The first half ended with a 7-6 score. After Washington punted to open the second half, Dallas put together a 10-play drive that resulted in Hambrick's second rushing touchdown of the game. After forcing a Redskins punt, the Cowboys went on a 91-yard, 14-play drive that ended with a 19-yard Carter-to-Terry Glenn scoring pass early in the final frame for a 21-6 advantage. Washington was then held on downs and Dallas was forced to punt before the Redskins cut their deficit to 21-14 with a 19-yard Patrick Ramsey-to-Taylor Jacobs touchdown pass and Ramsey-to-Darnerien McCants two-point conversion pass with 2:30 remaining in the game. The Cowboys were then able to pick up two first downs – one on a career-long 47-yard reverse by Glenn – to run out the clock and secure the victory.

	1	2	3	4	Final
Redskins	6	0	0	8	14
Cowboys	0	7	7	7	21

Redskins – Coles 7 pass from Ramsey (PAT blocked)
 Cowboys – Hambrick 2 rush (Cundiff kick)
 Cowboys – Hambrick 1 rush (Cundiff kick)
 Cowboys – Glenn 19 pass from Carter (Cundiff kick)
 Redskins – Jacobs 19 pass from Ramsey (Ramsey-to-McCants pass)

	Redskins	Cowboys
First Downs	13	24
Total Net Yards	213	400
Net Yards Rushing	89	208
Net Yards Passing	124	192
Passes	33-18	33-17
Sacked/Yards	4/43	1/4
Passes Intercepted By	2	0
Punts-Average	8-45.4	4-43.5
Fumbles-Lost	1-0	2-2
Penalties-Yards	8-57	5-30
Time of Possession	25:44	34:16

Rushing

Redskins -- Cartwright, 8 for 44; Morton, 6 for 37; McCullough, 1 for 9; Hasselbeck, 1 for -1.
Cowboys – Hambrick, 21 for 100, 2 touchdowns; Glenn, 1 for 47; Murrell, 9 for 20; Carter, 5 for 20; Cason, 3 for 18; Martin, 1 for 3.

Passing

Redskins – Ramsey, 16-of-30, 147 yards, 2 touchdowns; Hasselbeck, 2-of-3, 20 yards.
Cowboys – Carter, 17-of-33, 196 yards, 1 touchdown, 2 interceptions.

Receiving

Redskins – Coles, 4 for 27, 1 touchdown; Johnson, 3 for 55; McCullough, 3 for 13; Morton, 2 for 17; Cartwright, 2 for 9; Jacobs, 1 for 19, 1 touchdown; Gardner, 1 for 14; Johnson, 1 for 12; McCants, 1 for 1.
Cowboys – Glenn, 6 for 73, 1 touchdown; Bryant, 5 for 52; Campbell, 2 for 29; Murrell, 2 for 22; Galloway, 1 for 14; Martin, 1 for 6.



2003 SEASON

Dallas 10, Buffalo 6 Texas Stadium, November 9, 2003 Attendance: 63,770

The Dallas Cowboys improved their record to 7-2 with a 10-6 victory over the Buffalo Bills, the Cowboys first regular season victory over the Bills since Nov. 9, 1981. After trading punts twice to open the game, the Cowboys got the first break when Eric Ogbogu sacked Drew Bledsoe and forced a fumble which La'Roi Glover recovered at the Buffalo 24-yard line. Five plays later, Quincy Carter found Dan Campbell in the corner of the end zone with a two-yard touchdown pass. The Bills responded with a nine-play drive that culminated with a 41-yard Rian Lindell field goal early in the second quarter. The Bills cut their deficit to 7-6 with a 29-yard Lindell field goal just before the first half expired. Derek Ross returned the second half kickoff to the Dallas 44-yard line, and the Cowboys moved to the Buffalo 33-yard line before upping their advantage to 10-6 with a 51-yard Billy Cundiff field goal. Following another Bills punt, the Cowboys were held on fourth down at the Bills 29-yard line. Buffalo then drove to the Dallas 25-yard line, but Greg Ellis and Ogbogu sacked Bledsoe and forced a fumble which was recovered by Dat Nguyen. Dallas forced the Bills to punt on all five of their possessions in the final frame to secure the victory. The Dallas defense held the Bills to 10 total yards of offense, marking the third opponent the Cowboys have held to 200 total yards-or-less this season. The Cowboys defense also held Buffalo out of the end zone, marking the second time this year an opponent's offense did not score a touchdown.

	1	2	3	4	Final
Bills	0	6	0	0	6
Cowboys	7	0	3	0	10

Cowboys - Campbell 2 pass from Carter (Cundiff kick)
Bills - FG Lindell 41
Bills - FG Lindell 29
Cowboys - FG Cundiff 51

	Bills	Cowboys
First Downs	15	14
Total Net Yards	185	236
Net Yards Rushing	100	122
Net Yards Passing	85	114
Passes	34-17	33-15
Sacked/Yards	3/19	1/2
Passes Intercepted By	0	0
Punts-Average	9-40.4	9-37.9
Fumbles-Lost	3-2	0-0
Penalties-Yards	1-15	5-53
Time of Possession	27:12	32:48

Rushing

Bills - Henry, 21 for 80; Morris, 3 for 12; Reed, 1 for 8.
Cowboys - Murrell, 16 for 76; Hambrick, 13 for 33;
Anderson, 2 for 9; Carter, 4 for 4.

Passing

Bills - Bledsoe, 17-of-34, 104 yards.
Cowboys - Carter, 15-of-32, 116 yards, 1 touchdown;
Glenn, 0-of-1, 0 yards.

Receiving

Bills - Moulds, 5 for 32; Reed, 4 for 30; Morris, 2 for 14;
Moore, 2 for 13; Shaw, 2 for 8; Campbell, 1 for 9; Aiken,
1 for -2.
Cowboys - Witten, 3 for 24; Bryant, 3 for 21; Anderson,
3 for 15; Campbell, 3 for 7, 1 touchdown; Galloway, 2 for 30;
Glenn, 1 for 19.

New England 12, Dallas 0 Gillette Stadium, November 16, 2003 Attendance: 68,436

The Dallas Cowboys suffered their second consecutive road loss as the New England Patriots defeated Dallas 12-0 in a Sunday night match-up. Following two Cowboys punts sandwiched around a Patriots punt to start the game, New England opened the scoring with a 23-yard Adam Vinatieri field goal late in the first quarter. Midway through the second period, Tom Brady hooked up with David Givens on a 57-yard catch-and-run to set up a two-yard Antowain Smith touchdown scamper. The score remained 9-0 after Flozell Adams blocked the ensuing PAT. Following a scoreless third quarter that included five punts and a Quincy Carter interception, the Patriots closed out the scoring late in the final frame with a 26-yard Vinatieri field goal that was set up by a Tyrone Poole interception of Carter. Dallas's final drive ended with Carter's third interception of the night as Ty Law picked off Carter in the end zone and returned it to the New England 40-yard line to end the game. The loss was the first in eight games in which the Cowboys held a time of possession advantage over their opponent. It also marked the first time this season head coach Bill Parcells had fallen to a former team, having defeated the N.Y. Giants and N.Y. Jets earlier in the year. With seven punts, Toby Gowin has 302 career punts as a Dallas Cowboy, qualifying him for Dallas's career records. He moves to the top of the gross punting average list with a 42.1 average - ahead of Mike Saxon (41.5) and Danny White (40.1) - and the top of the net punting average with a 35.6 average - ahead of Saxon (34.8) and White (34.1).

	1	2	3	4	Final
Cowboys	0	0	0	0	0
Patriots	3	6	0	3	12

Patriots - FG Vinatieri 23
Patriots - Smith 2 run (kick blocked)
Patriots - FG Vinatieri 26

	Cowboys	Patriots
First Downs	17	14
Total Net Yards	291	268
Net Yards Rushing	84	65
Net Yards Passing	207	203
Passes	36-20	34-15
Sacked/Yards	1/3	2/9
Passes Intercepted By	0	3
Punts-Average	7-36.6	8-34.6
Fumbles-Lost	1-0	2-1
Penalties-Yards	10-78	7-84
Time of Possession	30:46	29:14

Rushing

Cowboys - Hambrick, 16 for 41; Carter, 6 for 33; Murrell,
3 for 11; Bryant, 1 for 2; Anderson, 2 for -3.
Patriots - Smith, 16 for 51, 1 touchdown; Faulk, 8 for 11;
Brady, 1 for 3.

Passing

Cowboys - Carter, 20-of-36, 270 yards, 3 interceptions.
Patriots - Brady, 15-of-34, 212 yards.

Receiving

Cowboys - Anderson, 8 for 85; Bryant, 3 for 35; Smith,
2 for 38; Hambrick, 2 for 16; Murrell, 2 for 10; Campbell,
1 for 12; Glenn, 1 for 8; Witten, 1 for 6.
Patriots - Fauria, 3 for 24; Faulk, 3 for 22; Branch, 2 for
69; Givens, 2 for 67; Pass, 2 for 7; Johnson, 1 for 16;
Graham, 1 for 5; Smith, 1 for 2.



Dallas 24, Carolina 20

Texas Stadium, November 23, 2003
Attendance: 63,871

The Dallas Cowboys moved into a tie for the top record in the NFC at 8-3 with a 24-20 defeat of the Carolina Panthers. The Cowboys 8-3 mark is their best start to a season since opening the 1998 season with an 8-3 record. Bradie James forced a fumble on the opening kickoff and James Whalen recovered the ball at the Panthers 18-yard line. Five plays later, Billy Cundiff opened the scoring with a 24-yard field goal. After the teams traded punts, Carolina tied the score with a 44-yard John Kasay field goal. Derek Ross returned the ensuing kickoff to the Dallas 49-yard line, and the Cowboys put together a six-play drive that was capped with a 24-yard Quincy Carter-to-Joe Galloway touchdown pass late in the first quarter. The teams traded punts three times before Stephen Davis tied the game with a one-yard scoring jaunt late in the second period. Early in the third quarter, Roy Williams picked off a Jake Delhomme pass and returned the theft 30 yards to the Carolina 11-yard line. Two plays later, Carter found Jeff Robinson with a five-yard scoring pass for a 17-10 advantage. Carolina quickly answered, driving 65 yards in four plays, capped by a one-yard Delhomme-to-Brad Hoover touchdown pass. The Cowboys waited no time retaking the lead as they drove 63 yards and scored on a 16-yard Aveion Cason scamper off a Richie Anderson pitch for a 24-17 lead. Cundiff (twice) and Kasay (once) missed field goals to start the final frame before Kasay finally cut the Panthers deficit to 24-20 with a 34-yard field goal late in the quarter. Dallas then picked up two first downs to run out the clock and secure the victory.

	1	2	3	4	Final
Panthers.....	3	7	7	3	20
Cowboys.....	10	0	14	0	24

Cowboys – FG Cundiff 24
Panthers – FG Kasay 44
Cowboys – Galloway 24 pass from Carter (Cundiff kick)
Panthers – Davis 1 run (Kasay kick)
Cowboys – Robinson 5 pass from Carter (Cundiff kick)
Panthers – Hoover 1 pass from Delhomme (Kasay kick)
Cowboys – Cason 16 run (Cundiff kick)
Panthers – FG Kasay 34

	Panthers	Cowboys
First Downs.....	15	19
Total Net Yards.....	244	319
Net Yards Rushing.....	75	65
Net Yards Passing.....	169	254
Passes.....	25-9	43-29
Sacked/Yards.....	1/6	1/0
Passes Intercepted By.....	1	1
Punts-Average.....	5-50.2	6-35.0
Fumbles-Lost.....	1-1	0-0
Penalties-Yards.....	11-68	10-123
Time of Possession.....	25:58	34:02

Rushing

Panthers – Davis, 26 for 59, 1 touchdown; Smith, 1 for 12; Hoover, 1 for 4.

Cowboys – Hambrick, 12 for 26; Cason, 6 for 26, 1 touchdown; Anderson, 1 for 8; Carter, 6 for 5.

Passing

Panthers – Delhomme, 9-of-24, 175 yards, 1 touchdown, 1 interception; Sauerbrun, 0-of-1.

Cowboys – Carter, 29-of-43, 254 yards, 2 touchdowns, 1 interception.

Receiving

Panthers – Smith, 4 for 73; Muhammad, 2 for 58; Proehl, 1 for 36; Davis, 1 for 7; Hoover, 1 for 1, 1 touchdown.

Cowboys – Witten, 6 for 49; Anderson, 6 for 28; Glenn, 5 for 74; Galloway, 3 for 50, 1 touchdown; Campbell, 3 for 22; Bryant, 2 for 17; Cason, 2 for 9; Robinson, 1 for 5, 1 touchdown; Hambrick, 1 for 0.

Miami 40, Dallas 21

Texas Stadium, November 27, 2003
Attendance: 64,110

The Dallas Cowboys saw their record fall to 8-4 with a 40-21 defeat at the hands of the Miami Dolphins on Thanksgiving Day. The Dolphins struck first quickly, opening the game with a 67-yard drive that ended with a one-yard Jay Fiedler touchdown sneak. Derek Ross lost a fumble on the ensuing kickoff, but Ricky Williams returned the ball to Dallas with a fumble on Miami's first play from scrimmage. The Dolphins extended their advantage to 10-0 early in the second period with a 33-yard Olindo Mare field goal. The Cowboys then put together a 66-yard drive that was capped by a four-yard Richie Anderson touchdown run. Miami responded with a 72-yard drive culminating in a 39-yard Fiedler-to-Chris Chambers scoring pass for a 17-7 lead. Dallas answered with an 11-play drive that resulted in a 27-yard Quincy Carter-to-Richie Anderson scoring pass late in the period. Just before the first half ended, Fiedler and Chambers hooked up again, this time on a six-yard scoring pass, giving Miami a 23-14 halftime advantage after the PAT was blocked by Flozell Adams. On the third play of the third quarter, Carter fumbled the ball and Jason Taylor returned the fumble 34 yards for a touchdown and a 30-14 Dolphins lead. Midway through the quarter, Fiedler found Chambers with a 35-yard scoring pass to up Miami's lead to 37-14. After Carter was picked off by Patrick Surtain late in the quarter, the Dolphins opened the final frame with a 43-yard Mare field goal. Dallas came back with a four-play drive that resulted in an 18-yard Carter-to-Antonio Bryant scoring pass. Carter was intercepted on the Cowboys next two possessions to seal the victory for the Dolphins. It was the first multiple touchdown game of Anderson's career.

	1	2	3	4	Final
Dolphins.....	7	16	14	3	40
Cowboys.....	0	14	0	7	21

Dolphins – Fiedler 1 run (Mare kick)
Dolphins – FG Mare 33
Cowboys – Anderson 4 run (Cundiff kick)
Dolphins – Chambers 39 pass from Fiedler (Mare kick)
Cowboys – Anderson 27 pass from Carter (Cundiff kick)
Dolphins – Chambers 6 pass from Fiedler (kick blocked)
Dolphins – Taylor 34 fumble return (Mare kick)
Dolphins – Chambers 35 pass from Fiedler (Mare kick)
Dolphins – FG Mare 42
Cowboys – Bryant 18 pass from Carter (Cundiff kick)

	Dolphins	Cowboys
First Downs.....	22	21
Total Net Yards.....	365	354
Net Yards Rushing.....	126	91
Net Yards Passing.....	239	263
Passes.....	20-16	40-24
Sacked/Yards.....	0/0	5/25
Passes Intercepted By.....	3	0
Punts-Average.....	4-42.5	5-36.6
Fumbles-Lost.....	2-1	3-2
Penalties-Yards.....	6-69	5-50
Time of Possession.....	33:47	26:13

Rushing

Dolphins – Williams, 31 for 104; Minor, 9 for 26; Fiedler, 4 for -3, 1 touchdown; Rosenfels, 1 for -1.

Cowboys – Carter, 4 for 42; Cason, 4 for 25; Anderson, 5 for 22, 1 touchdown; Hambrick, 3 for 2.

Passing

Dolphins – Fiedler, 16-of-20, 239 yards, 3 touchdowns.
Cowboys – Carter, 24-of-40, 288 yards, 2 touchdowns, 3 interceptions.

Receiving

Dolphins – Chambers, 5 for 96, 3 touchdowns; Williams, 4 for 41; Thompson, 2 for 38; McMichael, 2 for 24; McKnight, 2 for 15; Konrad, 1 for 25.

Cowboys – Witten, 8 for 58; Glenn, 4 for 97; Bryant, 3 for 44, 1 touchdown; Anderson, 3 for 34, 1 touchdown; Galloway, 3 for 33; Cason, 2 for 17; Hambrick, 1 for 5.



2003 SEASON

Philadelphia 36, Dallas 10

Lincoln Financial Field, December 7, 2003

Attendance: 69,773

The Dallas Cowboys fell two games behind the Philadelphia Eagles in the NFC East with a 36-10 defeat at the hands of the Eagles. The Cowboys got on the scoreboard first when Billy Cundiff connected on a 29-yard field goal midway through the opening quarter. Philadelphia answered with an eight-play drive, culminating with a 22-yard David Akers field goal on the first play of the second period. After two Dallas punts sandwiched around an Eagles punt, Philadelphia took a 10-3 lead midway through the second period when Donovan McNabb hooked up with Brian Westbrook on a 16-yard touchdown pass. The Cowboys quickly answered with a seven play drive, capped by a three-yard Quincy Carter-to-Jeff Robinson scoring pass just before the first half ended. Sheldon Brown intercepted Carter on the third play of the second half, setting the Eagles up at the Dallas 27-yards line. A five-yard McNabb-to-Duceae Staley scoring pass on the ensuing drive put the Eagles ahead for good at 17-10. The teams traded punts twice before Philadelphia took a 19-10 lead when Matt Lehr snapped the ball out of the end zone for a safety late in the quarter. Early in the final frame, the Eagles upped their advantage to 26-10 with a six-yard McNabb-to-L.J. Smith touchdown pass. Following a Dallas punt, Akers converted a 21-yard field goal attempt midway through the period for a 29-10 lead. After another Dallas punt, Philadelphia turned the ball back over to the Cowboys on downs. Dallas was forced to punt again, setting up Correll Buckhalter's 64-yard touchdown run to close out the scoring. The loss marked the Cowboys second consecutive loss, their first back-to-back losses of the season.

	1	2	3	4	Final
Cowboys.....	3	7	0	0	10
Eagles.....	0	10	9	17	36

Cowboys - FG Cundiff 29	
Eagles - FG Akers 22	
Eagles - Westbrook 16 pass from McNabb (Akers kick)	
Cowboys - Robinson 3 pass from Carter (Cundiff kick)	
Eagles - Staley 5 pass from McNabb (Akers kick)	
Eagles - Lehr fumble out of end zone for safety	
Eagles - Smith 6 pass from McNabb (Akers kick)	
Eagles - FG Akers 21	
Eagles - Buckhalter 64 run (Akers kick)	

	Cowboys	Eagles
First Downs.....	13	20
Total Net Yards.....	225	403
Net Yards Rushing.....	150	175
Net Yards Passing.....	75	228
Passes.....	24-15	34-18
Sacked/Yards.....	3/18	2/12
Passes Intercepted By.....	0	2
Punts-Average.....	7-31.6	5-38.8
Fumbles-Lost.....	1-0	1-0
Penalties-Yards.....	9-62	3-25
Time of Possession.....	33:22	26:38

Rushing

Cowboys - Hambrick, 17 for 75; Bickerstaff, 9 for 41; Anderson, 6 for 32; Galloway, 1 for 2; Carter, 1 for 0.
Eagles - Buckhalter, 13 for 115; 1 touchdown.
Westbrook, 7 for 31; McNabb, 1 for 21; Staley, 2 for 8.

Passing

Cowboys - Carter, 15-of-24, 93 yards, 1 touchdown, 2 interceptions.
Eagles - McNabb, 18-of-34, 240 yards, 3 touchdowns.

Receiving

Cowboys - Anderson, 7 for 40; Witten, 3 for 35; Hambrick, 2 for 6; Smith, 1 for 8; Robinson, 1 for 3, 1 touchdown; Campbell, 1 for 1.
Eagles - Thrash, 4 for 34; Mitchell, 3 for 58; Westbrook, 3 for 40, 1 touchdown; Staley, 3 for 22, 1 touchdown; Buckhalter, 2 for 29; Lewis, 1 for 28; Pinkston, 1 for 23; Smith, 1 for 6, 1 touchdown.

Dallas 27, Washington 0

FedEx Field, December 14, 2003

Attendance: 70,284

The Dallas Cowboys moved a step closer to clinching their first postseason appearance since 1999 with a 27-0 shutout of the Washington Redskins. The shutout was the third in the all-time series and the first since Dallas won 13-0 on Nov. 21, 1971. The Cowboys took the opening kickoff and drove to a touchdown, a 21-yard Quincy Carter-to-Richie Anderson catch-and-run for the early lead. Terence Newman picked off Tim Hasselbeck at the Dallas seven-yard line midway through the second period. Dallas was forced to punt, but Newman again intercepted Hasselbeck on Washington's next possession and returned the theft to the Washington nine-yard line. Three plays later, Carter scooted around left end for a three-yard touchdown. Dallas recovered a Redskins fumble at Washington's 41-yard line two plays later, but Billy Cundiff missed a 50-yard field goal attempt as the first half expired. Dallas increased its advantage to 17-0 midway through the third quarter with a 34-yard Cundiff field goal. After the teams traded punts, Newman picked off his third pass of the day to set up the Cowboys at the Dallas 47-yard line. The Cowboys drove to the Redskins two-yard line before settling for a 20-yard Cundiff field goal and a 20-0 lead. Hasselbeck was intercepted for the fourth time, this time by Pete Hunter at the Dallas 47-yard line with 5:42 remaining in the game. Following a 42-yard Hambrick run on second-and-one, Erik Bickerstaff scored on a two-yard scamper for his first career touchdown. The Redskins were then forced to punt, allowing Dallas to run out the clock and secure the victory. Newman's three interceptions tied the Cowboys club record and was the first three interception game by a Cowboy since Dennis Thurman picked off three passes against Philadelphia on Dec. 13, 1981. Hambrick finished with a career-high 189 yards on 33 carries, marking the third best individual rushing day in Cowboys history.

	1	2	3	4	Final
Cowboys.....	7	7	3	10	27
Redskins.....	0	0	0	0	0

Cowboys - Anderson 21 pass from Carter (Cundiff kick)	
Cowboys - Carter 3 run (Cundiff kick)	
Cowboys - FG Cundiff 34	
Cowboys - FG Cundiff 20	
Cowboys - Bickerstaff 2 run (Cundiff kick)	

	Cowboys	Redskins
First Downs.....	16	8
Total Net Yards.....	326	161
Net Yards Rushing.....	222	106
Net Yards Passing.....	104	55
Passes.....	24-10	27-7
Sacked/Yards.....	3/4	1/4
Passes Intercepted By.....	4	0
Punts-Average.....	6-41.0	8-44.3
Fumbles-Lost.....	4-1	2-2
Penalties-Yards.....	2-10	4-35
Time of Possession.....	36:59	23:01

Rushing

Cowboys - Hambrick, 33 for 189; Carter, 7 for 19, 1 touchdown; Anderson, 4 for 12; Bickerstaff, 1 for 2, 1 touchdown.

Redskins - Cartwright, 21 for 94; Morton, 3 for 11; Hasselbeck, 1 for 2; Coles, 1 for -1.

Passing

Cowboys - Carter, 10-of-24, 108 yards, 1 touchdown.
Redskins - Hasselbeck, 6-of-26, 56 yards, 4 interceptions; Barker, 1-of-1, 3 yards.

Receiving

Cowboys - Anderson, 5 for 51, 1 touchdown; Glenn, 2 for 18; Bryant, 2 for 16; Campbell, 1 for 23.
Redskins - Gardner, 3 for 24; Flemister, 2 for 27; McCants, 1 for 5; Ohalet, 1 for 3.



Dallas 19, N.Y. Giants 3

Texas Stadium, December 21, 2003
Attendance: 64,118

The Dallas Cowboys clinched their 27th postseason appearance and their 24th season with at least 10 victories with a 19-3 win over the N.Y. Giants. With a 10-5 record, the Cowboys have doubled their victory total from each of the last three seasons. After opening the game with a 64-yard Quincy Carter-to-Joey Galloway pass, Dallas got on the scoreboard first with a 24-yard Billy Cundiff field goal. The Giants answered with a 45-yard Matt Bryant field goal to tie the game. Late in the opening frame, the Cowboys took a 10-3 lead when Carter hooked up with Jason Witten on a 36-yard touchdown pass. After pinning New York at its one-yard line late in the second quarter, Dallas forced a punt and took over possession at the Giants 38-yard line. Five plays later, Cundiff connected on a 42-yard field goal as the first half expired to give the Cowboys a 13-3 halftime advantage. Dallas forced a Giants punt to open the second half, and Zurlie Smith returned the kick 46 yards to the Giants 22-yard line. Six plays later, Cundiff converted a 21-yard field goal attempt for a 13-point lead. The Cowboys defense held the Giants on fourth down late in the third quarter at the Dallas 12-yard line, and the Cowboys offense put together a 13-play drive that was capped by a 49-yard Cundiff field goal, his fourth of the day, early in the final frame. Dallas forced two more New York punts before closing out the game when Greg Ellis sacked Jesse Palmer on the game's final play. Ellis's sack marked his second of the game and the fifth for the Cowboys, their highest sack total since posting six at Houston on Sept. 8, 2002. The victory allowed Head Coach Bill Parcells to become the first head coach in NFL history to coach four different teams to at least 10 wins and the first head coach in league history to lead four different teams to the playoffs.

	1	2	3	4	Final
Giants	3	0	0	0	3
Cowboys	10	3	3	3	19

Cowboys – FG Cundiff 24
Giants – FG Bryant 45
Cowboys – Witten 36 pass from Carter (Cundiff kick)
Cowboys – FG Cundiff 42
Cowboys – FG Cundiff 21
Cowboys – FG Cundiff 49

	Giants	Cowboys
First Downs	10	16
Total Net Yards	213	326
Net Yards Rushing	54	104
Net Yards Passing	159	222
Passes	32-18	26-17
Sacked/Yards	5/31	3/18
Passes Intercepted By	0	0
Punts-Average	8-43.3	6-41.0
Fumbles-Lost	1-0	0-0
Penalties-Yards	4-20	3-35
Time of Possession	27:31	32:29

Rushing

Giants – Barber, 13 for 47; Toomer, 1 for 5; Levens, 6 for 4; Palmer, 2 for -2.
Cowboys – Hambrick, 12 for 36; Anderson, 7 for 34; Carter, 5 for 26; Bickerstaff, 7 for 8.

Passing

Giants – Palmer, 18-of-32, 190 yards.
Cowboys – Carter, 17-of-25, 240 yards, 1 touchdown; Anderson, 0-of-1.

Receiving

Giants – Toomer, 5 for 66; Barber, 5 for 55; Tyree, 3 for 20; Shiancoe, 3 for 20; Finn, 1 for 25; Ponder, 1 for 4.
Cowboys – Glenn, 5 for 64; Bryant, 4 for 41; Anderson, 4 for 17; Campbell, 2 for 18; Galloway, 1 for 64; Witten, 1 for 36, 1 touchdown.

New Orleans 13, Dallas 7

Louisiana Superdome, December 28, 2003
Attendance: 68,451

The Dallas Cowboys closed out the regular season falling 13-7 to the New Orleans Saints. The Saints took the opening kickoff and put together a 16-play, seven minute, 59 second drive to take an early 3-0 lead on a 24-yard John Carney field goal. After trading punts, the Cowboys drove 93 yards in 16-plays – taking eight minutes and 32 seconds off the clock – to take a 7-3 lead early in the second frame when Quincy Carter found Richie Anderson with a three-yard touchdown pass. New Orleans wasted no time in re-taking the advantage as Aaron Brooks hooked up with Dante Stallworth for a 76-yard catch-and-run scoring play. Dallas then drove to the Saints 14-yard line, but they were turned away when Tebucky Jones picked off Carter at the two-yard line. Following a New Orleans punt, Dallas was stopped on downs to end the first half with a 10-7 deficit. On the second play of the third quarter, Jay Bellamy intercepted Carter and returned the theft to the Dallas 40-yard line. Seven plays later, Carney converted a 27-yard field goal attempt for a six point Saints advantage. The Cowboys made a late push to take the lead, driving to the Saints 27-yard line with less than two minutes remaining in the game. Carter, however, was intercepted by Bellamy at the Saints nine-yard line ending the threat. The Cowboys forced New Orleans into a three-and-out, getting the ball back at their own 36-yard line with 0:20 showing on the clock. Following two incompletions, Carter hooked up with Anderson for 16 yards, but he was unable to lateral the ball, ending the game. The Cowboys finished the year with a 10-6 record, a five game improvement from each of the previous three years – the second best turnaround in franchise history. Dallas's touchdown drive was its longest drive of the season for plays (16), yards (93) and time of possession (8:32).

	1	2	3	4	Final
Cowboys	0	7	0	0	7
Saints	3	7	3	0	13

Saints – FG Carney 24
Cowboys – Anderson 3 pass from Carter (Cundiff kick)
Saints – Stallworth 76 pass from Brooks (Carney kick)
Saints – FG Carney 27

	Cowboys	Saints
First Downs	21	13
Total Net Yards	352	291
Net Yards Rushing	85	58
Net Yards Passing	267	233
Passes	47-27	33-15
Sacked/Yards	3/23	2/10
Passes Intercepted By	0	3
Punts-Average	6-44.7	8-47.0
Fumbles-Lost	2-0	0-0
Penalties-Yards	7-44	7-60
Time of Possession	31:56	28:04

Rushing

Cowboys – Hambrick, 11 for 26; Anderson, 6 for 26; Carter, 2 for 17; Galloway, 1 for 10; Bickerstaff, 2 for 5; Martin, 1 for 1.
Saints – McAllister, 21 for 49; Brooks, 2 for 7; Smith, 1 for 2.

Passing

Cowboys – Carter, 27-of-47, 290 yards, 1 touchdown, 3 interceptions.
Saints – Brooks, 15-of-32, 243 yards, 1 touchdown; McAllister, 0-of-1.

Receiving

Cowboys – Anderson, 10 for 83, 1 touchdown; Witten, 5 for 45; Galloway, 3 for 71; Campbell, 3 for 24; Glenn, 2 for 42; Bryant, 2 for 20; Martin, 1 for 3; Hambrick, 1 for 2.
Saints – Pathon, 4 for 37; Stallworth, 3 for 114, 1 touchdown; Williams, 3 for 34; Lewis, 2 for 46; McAllister, 2 for 6; Rasby, 1 for 6.



NFC Wild Card Game

Carolina 29, Dallas 10
Ericsson Stadium, January 3, 2004
Attendance: 73,014

The Dallas Cowboys saw their season come to a close with a 29-10 loss to the Carolina Panthers in an NFC Wild Card Playoff game. After Dallas opened the game with a punt, Carolina – with the help of a 70-yard catch-and-run by Steve Smith – got on the scoreboard first with an 18-yard John Kasay field goal. Late in the opening frame, Carolina added to its lead when Kasay connected from 38-yards out. The Cowboys then drove to the Panthers 20-yard line before Richie Anderson fumbled the ball and Mike Minter recovered for Carolina. The Panthers were forced to punt, but on their next possession, Stephen Davis went 23 yards around left end for a touchdown and a 13-0 Carolina advantage midway through the second period. Dallas answered five minutes later with a 37-yard Billy Cundiff field goal. Thanks in part to a 49-yard Muhsin Muhammad catch-and-run, Carolina responded with a 19-yard Kasay field goal as the first half expired to give the Panthers a 16-3 lead. After trading punts to open the second half, Carolina extended its advantage when Jake Delhomme hit Smith with a 32-yard touchdown pass. The Panthers then opened the final frame with a 32-yard Kasay field goal to take a 26-3 lead. Dallas put together a nine-play drive, culminating in a nine-yard Quincy Carter scoring run to edge closer at 26-10, but a Julius Peppers interception on Dallas's next possession ended the Cowboys hopes. Peppers returned the theft 34 yards to the Cowboys 11-yard line. Four plays later, Kasay closed out the scoring with his fifth field goal of the night, this time from 34-yards out. Dallas was then held on downs, allowing Carolina to run out the clock and secure the victory.

	1	2	3	4	Final
Cowboys.....	0	3	0	7	10
Panthers.....	6	10	7	6	29

Panthers – FG Kasay 18
 Panthers – FG Kasay 38
 Panthers – Davis 23 run (Kasay kick)
 Cowboys – FG Cundiff 37
 Panthers – FG Kasay 19
 Panthers – Smith 32 pass from Delhomme (Kasay kick)
 Panthers – FG Kasay 32
 Cowboys – Carter 9 run (Cundiff kick)
 Panthers – FG Kasay 34

	Cowboys	Panthers
First Downs.....	10	16
Total Net Yards.....	204	380
Net Yards Rushing.....	72	107
Net Yards Passing.....	132	273
Passes.....	36-21	29-18
Sacked/Yards.....	3/22	1/0
Passes Intercepted By.....	0	1
Punts-Average.....	7-36.0	5-48.4
Fumbles-Lost.....	1-1	1-0
Penalties-Yards.....	2-11	0-0
Time of Possession.....	25:37	34:23

Rushing

Cowboys – Hambrick, 8 for 29; Carter, 4 for 25, 1 touchdown; Anderson, 6 for 18.

Panthers – Davis, 26 for 104, 1 touchdown; Muhammad, 1 for 6; Hoover, 1 for 1; Foster, 4 for -2, Delhomme, 2 for -2.

Passing

Cowboys – Carter, 21-of-36, 154 yards, 1 interception.
 Panthers – Delhomme, 18-of-29, 273 yards, 1 touchdown.

Receiving

Cowboys – Anderson, 7 for 20; Galloway, 4 for 59; Glenn, 4 for 38; Witten, 4 for 30; Bryant, 1 for 4; Hambrick, 1 for 3.

Panthers – Smith, 5 for 135, 1 touchdown; Muhammad, 4 for 103; Hoover, 2 for 13; Foster, 2 for 12; Wiggins, 2 for 1; Proehl, 1 for 7; Davis, 1 for 2; Mangum, 1 for 0.



2003 Regular Season Statistics

RECORD: 10-6
SECOND PLACE, NFC EAST
HEAD COACH: BILL PARCELLS

Date	W/L	Score	Opponent	Att.
9/7	L	13-27	ATLANTA	64,104
9/15	W	35-32	@ N.Y. Giants (OT)	78,907
9/21			BYE	
9/28	W	17-6	@ New York Jets	77,863
10/5	W	24-7	ARIZONA	63,601
10/12	W	23-21	PHILADELPHIA	63,648
10/19	W	38-7	@ Detroit	61,160
10/26	L	0-16	@ Tampa Bay	65,602
11/2	W	21-14	WASHINGTON	64,002
11/9	W	10-6	BUFFALO	63,770
11/16	L	0-12	@ New England	68,436
11/23	W	24-20	CAROLINA	63,871
11/27	L	21-40	MIAMI	64,110
12/7	L	10-36	@ Philadelphia	69,773
12/14	W	27-0	@ Washington	70,284
12/21	W	19-3	N.Y. GIANTS	64,118
12/28	L	7-13	@ New Orleans	68,451

TEAM STATISTICS	DALLAS	OPP
FIRST DOWNS	286	228
Rushing	115	68
Passing	149	127
Penalty	22	33
Third Down-Made/Att.	88/241	69/227
Third Down Efficiency	36.5%	30.4%
Fourth Down-Made/Att.	4/12	7/15
TOTAL NET YARDS	5,161	4,056
Avg. Per Game	322.6	253.5
Total Plays	1,062	937
Avg. Per Play	4.9	4.3
NET YARDS RUSHING	1,999	1,425
Avg. Per Game	124.9	89.1
Total Rushes	515	413
Avg. Per Rush	3.9	3.5
NET YARDS PASSING	3,162	2,631
Avg. Per Game	197.6	164.4
Sacked/Yards Lost	37/185	32/189
Gross Yards	3,347	2,820
Attempts/Completions	510/294	492/239
Pct. of Completions	57.6	48.6
Had Intercepted	21	13
PUNTS/AVERAGE	95/38.9	105/42.6
Net Punting Average	34.6	37.5
PUNT RET./AVG.	51/7.6	34/6.7
KICKOFF RET./AVG.	60/21.5	66/21.9
INT./AVG. RET.	13/14.1	21/13.6
PENALTIES/YARDS	98/837	88/763
FUMBLES/BALL LOST	26/8	32/12
TOUCHDOWNS	31	28
Rushing	11	7
Passing	17	18
Returns	3	3
EXTRA POINTS/ATTEMPTS	30/31	23/26
TWO POINT CONV./ATTS	0/0	2/2
FIELD GOALS/ATTEMPTS	23/29	21/23
AVG. TIME OF POSS.	32:34	27:26

SCORE BY

QUARTERS	1	2	3	4	OT	T
COWBOYS	72	106	57	51	3	289
Opponents	52	69	70	69	0	260

PASSING	ATT	COMP	YDS	PCT	AVG	ATT	TD	PCT	INT	PCT	INT	LG	SKS/YDS	RATING
Carter	505	292	3,302	57.8	6.54	17	3.4	21	4.2	64	37/185	71.4		
Hutchinson	2	1	8	50.0	4.00	0	0.0	0	0.0	8	0/0	60.4		
Cason	1	1	37	100.0	37.0	0	0.0	0	0.0	37	0/0	118.8		
Anderson	1	0	0	0.0	0.0	0	0.0	0	0.0	0	0/0	39.6		
Glenn	1	0	0	0.0	0.00	0	0.0	0	0.0	0	0/0	39.6		
COWBOYS	510	294	3,347	57.6	6.56	17	3.3	21	4.1	64	37/185	71.4		
Opponents	492	239	2,820	48.6	5.73	18	3.7	13	2.6	76	32/189	67.6		

RUSHING	ATT	YDS	AVG	LG	TD
Hambrick	275	972	3.5	42	5
Anderson	70	306	4.4	19	1
Carter	68	257	3.8	19	2
Cason	40	220	5.5	63t	2
Murrell	28	107	3.8	17	0
Bickerstaff	19	56	2.9	9	1
Glenn	3	55	18.3	47	0
Galloway	4	22	5.5	10	0
Martin	4	7	1.8	3	0
Bryant	2	0	0.0	2	0
Hutchinson	2	-3	-1.5	-1	0
COWBOYS	515	1,999	3.9	63t	11
Opponents	413	1,425	3.5	64t	7

RECEIVING	ATT	YDS	AVG	LG	TD
Anderson	69	493	7.1	37	4
Glenn	52	754	14.5	51t	5
Bryant	39	550	14.1	54	2
Witten	35	347	9.9	36t	1
Galloway	34	672	19.8	64	2
Campbell	20	195	9.8	23	1
Cason	17	142	8.4	28	0
Hambrick	17	99	5.8	13	0
Murrell	4	32	8.0	14	0
Smith	3	46	15.3	32	0
Martin	2	9	4.5	6	0
Robinson	2	8	4.0	5t	2
COWBOYS	294	3,347	11.4	64	17
Opponents	239	2,820	11.8	76t	18

INTERCEPTIONS	NO	YDS	AVG	LG	TD
Newman	4	23	5.8	25	0
Williams	2	69	34.5	39	0
Singleton	2	42	21.0	41t	1
Edwards	1	27	27.0	27t	1
Coakley	1	24	24.0	24	0
Hunter	1	0	0.0	0	0
Ross	1	0	0.0	0	0
Woodson	1	-2	-2.0	-2	0
COWBOYS	13	183	14.1	41t	2
Opponents	21	285	13.6	70	1

USUAL STARTERS

WR	Joey Galloway	RE	Ebenezer Ekuban
LT	Flozell Adams	RT	La'Roi Glover
LG	Larry Allen	LT	Willie Blade
C	Matt Lehr	LE	Greg Ellis
RG	Andre Gurode	SLB	Al Singleton
RT	Ryan Young (7)	MLB	Dat Nguyen
	Kurt Vollers (8)	WLB	Dexter Coakley
TE	Dan Campbell	LCB	Terence Newman
WR	Terry Glenn	RCB	Mario Edwards
QB	Quincy Carter	SS	Darren Woodson
RB	Troy Hambrick	FS	Roy Williams
FB	Richie Anderson		

PUNTING	NO	YDS	AVG	TB	IN20	LG	BL	NET
Gowin	94	3,665	39.0	8	25	59	0	34.9
Cundiff	1	32	32.0	1	0	32	0	12.0
COWBOYS	95	3,697	38.9	9	25	59	0	34.6
Opponents	105	4,471	42.6	7	33	60	0	37.5

PUNT RETURNS	NO	FC	YDS	AVG	LG	TD
Smith	30	212	7.1	13	46	0
Galloway	20	178	8.9	8	36	0
Swinton	1	0	0.0	3	0	0

COWBOYS	51	390	7.6	24	46	0
Opponents	105	4,471	42.6	7	33	60

KICKOFF RETURNS	NO	YDS	AVG	LG	TD
Smith	23	495	21.5	54	0
Ross	18	434	24.1	37	0
Cason	5	81	16.2	19	0
Bates	4	90	22.5	30	0
Swinton	3	65	21.7	25	0
Williams, Ra.	2	60	30.0	37t	1
Galloway	2	38	19.0	22	0
Bickerstaff	2	24	12.0	15	0
Ogbogu	1	5	5.0	5	0
COWBOYS	60	1,292	21.5	54	1
Opponents	66	1,448	21.9	63	0

FIELD GOALS	11-19	20-29	30-39	40-49	50+
Cundiff	0-0	11-11	5-6	4-7	3-5
COWBOYS	0-0	11-11	5-6	4-7	3-5
Opponents	0-0	9-9	7-7	4-5	1-2

Cundiff: (33M);(37,49,53M,42,21,36,52,25);
(26);(33,36);(51,22,28);(23);(41M);(1);
(51);(1);(24,49M,44M);(1);(29);
(50M,34,20);(24,42,21,49);(1)
Opponents (37,31);(30);(34,38);(1);(1);(1);
(24,26,50,48M);(1);(41,29);(23,26);
(44,52M,34);(33,42);(22,21);(1);(45);
(24,27)

SCORING	TD	R	TD	FG	PAT	S	TP
Cundiff	0	0	0	0	23/29	30/31	99
Anderson	1	4	0	0	0/0	0	30
Glenn	0	5	0	0	0/0	0	30
Hambrick	5	0	0	0	0/0	0	30
Bryant	0	2	0	0	0/0	0	12
Carter	2	0	0	0	0/0	0	12
Cason	2	0	0	0	0/0	0	12
Galloway	0	2	0	0	0/0	0	12
Robinson	0	2	0	0	0/0	0	12
Bickerstaff	1	0	0	0	0/0	0	6
Campbell	0	1	0	0	0/0	0	6
Edwards	0	0	1e	0	0/0	0	6
Singleton	0	0	1a	0	0/0	0	6
Williams, Ra.	0	0	1d	0	0/0	0	6
Witten	0	1	0	0	0/0	0	6
Coleman	0	0	0	0	0/0	1c	2
Glover	0	0	0	0	0/0	1b	2
COWBOYS	11	17	3	0	23/29	30/31	289
Opponents	7	18	3	2	21/23	23/26	1+260

- 2-pt. Conversions: Cowboys 0-0, Opponents 2-2
a- 41-yard interception return at N.Y. Giants (9/15)
b- Sacked Jeff Blake in the endzone vs. Arizona (10/5)
c- Sacked Jeff Blake in the endzone vs. Arizona (10/5)
d- 38-yard kickoff return vs. Philadelphia (10/12)
e- 27-yard interception return at Detroit (10/19)
* 29-yard Ralph Brown interception return @ N.Y. Giants (9/15)
67-yard Dre Bly fumble return @ Detroit (10/19)
34-yard Jason Taylor fumble return vs. Miami (11/27)
+ Ball snapped through endzone @ Philadelphia (12/7)



2003 Defensive Statistics

	Tackles			Sacks	Tkl/ Loss	QB Pres.	Pass Int	Fumbles Def.	For.-Rec.
	Solo	Asst.	Total						
1. Nguyen, Dat	93	47 –	140	2.0 (-17)	9(-16)	10		11	2-2
2. Coakley, Dexter	78	32 –	110	1.0 (-8)	5(-12)	6	1	3	2-0
3. Woodson, Darren	63	36 –	99	1.0 (-14)	4(-7)	5	1	15	0-2
4. Williams, Roy	58	28 –	86	2.0 (-17)	6(-20)	5	2	8	2-0
5. Newman, Terence	69	11 –	80	1.0 (-0)	6(-15)		4	14	0-1
6. Singleton, Al	36	21 –	57	1.0 (-8)	1(-2)	7	2	5	0-1
7. Glover, La'Roi	31	21 –	52	5.0 (-22)	5(-11)	23		2	1-2
8. Ellis, Greg	34	14 –	48	8.0 (-57)	4(-9)	19		8	4-0
9. Edwards, Mario	38	7 –	45			1	1	8	
10. Ekuban, Ebenezer	20	10 –	30	2.5 (-10)	3(-5)	12		2	2-0
11. Ogbogu, Eric	16	14 –	30	3.5 (-24)	1(-3)	10			3-0
12. Carson, Leonardo	12	9 –	21	1.5 (-8)	1(-1)	2			
13. Hunter, Pete	18	1 –	19			2	1	4	
14. Blade, Willie	13	5 –	18	1.0 (-1)	3(-8)	8		1	
15. Stewart, Daleroy	12	5 –	17	1.5 (-2)	4(-7)	6		1	
16. Coleman, Kenyon	9	6 –	15	1.0 (-1)	1(-7)	3		1	0-1
17. Ross, Derek	4	1 –	5			1	1	1	
18. Scott, Lynn	3	0 –	3					1	
19. Brooks, Jermaine	1	2 –	3						
20. Steele, Markus	2	0 –	2						
21. Myers, Michael	1	1 –	2						
22. Dixon, Tony	0	2 –	2					3	
23. James, Bradie	1	0 –	1						
24. Williams, Randal									0-1

Note - Ra. Williams fumble recovery came on a fumble by Ty Law (@ NE) following an interception

2003 Special Teams Statistics

	Solo	Tackles		Total	Fumbles For.-Rec.	Block Kick
		Asst.	-			
1. Dixon, Tony	11	-	9	20		
2. O'Neil, Keith	9	-	8	17		
3. Steele, Markus	8	-	8	16		
4. James, Bradie	6	-	10	16	1-0	
5. Hunter, Pete	7	-	4	11	0-1	
6. Williams, Randal	7	-	3	10		
7. Williams, Roy	5	-	4	9	0-1	
8. Scott, Lynn	4	-	4	8		
9. Woodson, Darren	6	-	1	7		
10. Whalen, James	4	-	3	7		
11. Robinson, Jeff	4	-	0	4		
12. Coakley, Dexter	2	-	2	4		
13. Gowin, Toby	1	-	3	4		
14. Singleton, Al	3	-	0	3		
15. Ross, Derek	2	-	0	2		
16. Bickerstaff, Eric	1	-	1	2		
Martin, Jamar	1	-	1	2		
18. Davison, Andrew	1	-	0	1		
Powell, Jemeel	1	-	0	1		
Witten, Jason	1	-	0	1		
Adams, Flozell						3

Blocked Extra Points: Adams (3).



2003 Postseason Statistics

RECORD: 0-1

Date	W/L	Score	Opponent	Att.
1/3/04	L	10-29	@ Carolina	73,014

TEAM STATISTICS	DALLAS	OPP
FIRST DOWNS	10	16
Rushing	3	6
Passing	7	9
Penalty	0	1
Third Down-Made/Att.	3/14	6/15
Third Down Efficiency	21.4%	40.0%
Fourth Down-Made/Att.	2/3	0/0
TOTAL NET YARDS	204	380
Avg. Per Game	204.0	380.0
Total Plays	57	64
Avg. Per Play	3.6	5.9
NET YARDS RUSHING	72	107
Avg. Per Game	72.0	107.0
Total Rushes	18	34
Avg. Per Rush	4.0	3.1
NET YARDS PASSING	132	273
Avg. Per Game	132.0	273.0
Sacked/Yards Lost	3/22	1/0
Gross Yards	154	273
Attempts/Completions	36/21	29/18
Pct. of Completions	58.3	62.1
Had Intercepted	1	0
PUNTS/AVERAGE	7-36.0	5-48.4
Net Punting Average	34.1	40.0
PUNT RET./AVG.	4/5.5	3/4.3
KICKOFF RET./AVG.	8/22.4	3/19.7
INT./AVG. RET.	0/0.0	1/34.0
PENALTIES/YARDS	2/11	0/0
FUMBLES/BALL LOST	1/1	1/0
TOUCHDOWNS	1	2
Rushing	1	1
Passing	0	1
Returns	0	0
EXTRA POINTS/ATTEMPTS	1/1	2/2
TWO POINT CONV./ATTS.	0/0	0/0
FIELD GOALS/ATTEMPTS	1/1	5/5
AVG. TIME OF POSS.	25:37	34:23

SCORE BY QUARTERS

	1	2	3	4	OT	T
COWBOYS	0	3	0	7	-	10
Opponents	6	10	7	6	-	29

RUSHING	ATT	YDS	AVG	LG	TD
Hambrick	8	29	3.6	16	0
Carter	4	25	6.3	9t	1
Anderson	6	18	3.0	5	0

COWBOYS	18	72	4.0	16	1
Opponents	34	107	3.1	23t	1

RECEIVING	ATT	YDS	AVG	LG	TD
Anderson	7	20	2.9	12	0
Galloway	4	59	14.8	28	0
Glenn	4	38	9.5	21	0
Witten	4	30	7.5	12	0
Bryant	1	4	4.0	4	0
Hambrick	1	3	3.0	3	0

COWBOYS	21	154	7.3	28	0
Opponents	18	273	15.2	70	1

INTERCEPTIONS	NO	YDS	AVG	LG	TD
COWBOYS	0	0	0.0	0	0
Opponents	1	34	34.0	34	0

PUNTING	NO	YDS	AVG	TD	BL	NET
Gowin	7	252	36.0	0	1	51.0
COWBOYS	7	252	36.0	0	1	51.0
Opponents	5	242	48.4	1	0	59.0

PUNT RETURNS	NO	YDS	AVG	FC	LG	TD
Galloway	4	22	5.5	0	10	0
COWBOYS	4	22	5.5	0	10	0
Opponents	3	13	4.3	1	7	0

KICKOFF RETURNS	NO	YDS	AVG	LG	TD
Bates	7	172	24.6	41	0
Walter	1	7	7.0	7	0
COWBOYS	8	179	22.4	41	0
Opponents	3	59	19.7	26	0

FIELD GOALS	11-19	20-29	30-39	40-49	50+
Cundiff	0-0	0-0	1-1	0-0	0-0
COWBOYS	0-0	0-0	1-1	0-0	0-0
Opponents	2-2	0-0	3-3	0-0	0-0

Cundiff: (37)
Opponents: (18,38,19,32,34)

SCORING	TDR	TDP	TDR	2PI	FG	PAT	SP
Carter	1	0	0	0	0/0	0/0	0
Cundiff	0	0	0	0	1/1	1/1	0

COWBOYS	1	0	0	0	1/1	1/1	0
Opponents	1	1	0	0	5/5	2/2	10

2-Pt. Conversions: Cowboys 0-0, Opponents 0-0

SPECIAL TEAMS STATISTICS

	Solo-Asst.	Total
1. Dixon, Tony	2-0	- 2
2. Steele, Markus	0-2	- 2
3. Bickerstaff, Erik	1-0	- 1
O'Neil, Keith	1-0	- 1
Scott, Lynn	1-0	- 1
6. Bates, Michael	0-1	- 1
Robinson, Jeff	0-1	- 1

PASSING	ATT	COMP	YDS	PCT	AVG	TD	PCT	PCT	LG	SKS/YDS	RATING
Carter	36	21	154	58.3	4.28	0	0.0	1	2.8	28	3/22
COWBOYS S	36	21	154	58.3	4.28	0	0.0	1	2.8	28	3/22
Opponents	29	18	273	62.1	9.41	1	3.4	0	0.0	70	1/0

2003 Postseason Defensive Statistics

	Tackles Solo-Asst. — Total	Sacks	Tk/L Loss	QB Pres.	Pass Int	Fumbles Def.	For.-Rec.
1. Nguyen, Dat	8-2 — 10						
2. Coakley, Dexter	7-3 — 10		1(-5)				
3. Williams, Roy	5-3 — 8						1-0
4. Edwards, Mario	5-0 — 5						
Newman, Terence	5-0 — 5						
6. Ellis, Greg	4-1 — 5	1.0 (-0)	1(-1)			1	
Singleton, Al	4-1 — 5			1			
8. Woodson, Darren	3-2 — 5		1(-2)				
9. Glover, La'Roi	2-2 — 4			2			
10. Ogbogu, Eric	2-2 — 4		1(-4)				
11. Blade, Willie	1-1 — 2						
Ekuban, Ebenezer	1-1 — 2		1(-1)			1	
13. Brooks, Jermaine	1-0 — 1						
Hunter, Pete	1-0 — 1						
15. Steele, Markus	0-1 — 1						
16. Stewart, Daleroy							1



2003 Game-by-Game

COWBOYS OFFENSE

	FIRST DOWNS			TOTAL OFF.			RUSHING			PASSING			INT BY DAL.			PUNT RETURNS			KO RETURNS			PEN.		FUM.		SCORING					T.O.P.			
	T	R	Pa	Pe	YDS	PLYS	YDS	ATT	YDS	SK/YD	ATT	COM	I	NO	YDS	TD	NO	YDS	FC	TD	NO	YDS	TD	NO-YDS	NO/LT	TD	Tdr	Tdp	Tdt	PAT		2-PT	FG	
ATLANTA	16	7	9	0	403	59	149	24	254	3/14	32	15	1	1	-2	0	6-43.5	1	0	3	0	5	95	0	7-49	2/1	2	1	1	0	1/2	0/0	0/1	27:00
@ N.Y. Giants	24	5	15	4	403	80	107	36	296	4/25	40	25	1	2	41	1	6-36.7	4	45	1	0	5	120	0	11-108	3/0	2	1	1	0	2/2	0/0	7/8	42:30
@ N.Y. Jets	18	11	6	1	360	66	202	41	158	2/7	23	11	1	0	0	0	5-39.6	0	0	1	0	3	31	0	5-38	0/0	2	1	1	0	2/2	0/0	1/1	32:36
ARIZONA	18	8	10	0	365	68	97	36	268	1/9	31	20	1	2	40	0	5-37.8	3	27	2	0	4	89	0	7-64	1/0	2	0	2	0	2/2	0/0	2/2	36:28
PHILADELPHIA	15	7	8	0	292	63	119	36	173	1/10	26	15	1	0	0	0	6-38.7	3	10	3	0	4	137	1	5-23	1/0	2	1	0	1	2/2	0/0	3/3	32:04
@ Detroit	25	11	10	4	331	71	134	43	197	1/1	27	19	0	3	51	1	5-41.6	6	19	1	0	2	34	0	6-65	3/1	5	1	3	1	5/5	0/0	1/1	37:21
@ Tampa Bay	9	2	7	0	178	51	60	22	118	4/22	25	15	2	0	0	0	6-40.7	2	19	1	0	4	103	0	1-5	3/1	0	0	0	0	0/0	0/0	0/1	25:16
WASHINGTON	24	10	11	3	400	74	208	40	192	1/4	33	17	2	0	0	0	4-43.5	5	77	1	0	2	55	0	5-30	2/2	3	2	1	0	3/3	0/0	0/0	34:16
BUFFALO	14	6	8	0	236	69	122	35	114	1/2	33	15	0	0	0	0	9-37.9	6	64	0	0	3	66	0	5-53	0/0	1	0	1	0	1/1	0/0	1/1	32:48
@ New England	17	7	8	2	291	65	84	28	207	1/3	36	20	3	0	0	0	7-36.6	2	8	1	0	4	80	0	10-78	1/0	0	0	0	0	0/0	0/0	0/0	30:46
CAROLINA	19	4	12	3	319	70	65	25	254	1/0	43	29	1	1	30	0	6-35.0	4	15	1	0	4	99	0	10-123	0/0	3	1	2	0	3/3	0/0	1/3	34:02
MIAMI	21	5	12	4	354	61	91	16	263	5/25	40	24	3	0	0	0	5-36.6	0	2	0	0	6	136	0	5-50	3/2	3	1	2	0	3/3	0/0	0/0	26:13
@ Philadelphia	13	9	4	0	225	61	150	34	75	3/18	24	15	2	0	0	0	7-31.6	3	30	2	0	7	122	0	9-62	1/0	1	0	1	0	1/1	0/0	1/1	33:22
@ Washington	16	11	5	0	326	72	222	45	104	3/4	24	10	0	4	23	0	6-41.0	3	12	1	0	1	11	0	2-10	4/1	3	2	1	0	3/3	0/0	2/3	36:59
N.Y. GIANTS	16	7	9	0	326	60	104	31	222	3/18	26	17	0	0	0	0	6-41.0	6	61	1	0	2	24	0	3-35	0/0	1	0	1	0	1/1	0/0	4/4	32:29
@ New Orleans	21	5	15	1	352	73	85	23	267	3/23	47	27	3	0	0	0	6-44.7	3	3	3	0	4	90	0	7-44	2/0	1	0	1	0	1/1	0/0	0/0	31:56
Totals	286	115	149	22	5,161	1,063	1,999	515	3,162	37/185	510	294	21	13	183	2	95-38.9	51	390	24	0	60	1,292	1	98-837	26/8	31	11	17	3	30/31	0/0	23/29	32:34
POSTSEASON																																		
@ Carolina	10	3	7	0	204	57	72	18	132	3/22	36	21	1	0	0	0	7-36.0	4	22	0	0	8	179	0	2-11	1/1	1	1	0	0	1/1	0/0	1/1	25:37
3rd DOWN	9/7	ATLANTA				5/13	38.5%		10/12	PHILADELPHIA		5/16	31.3%		11/9	BUFFALO		7/18	38.9%						12/7	@ Philadelphia				2/13	15.4%			
EFFICIENCY	9/15	@ N.Y. Giants				5/16	31.3%		10/19	@ Detroit		5/14	35.7%		11/16	@ New England		6/15	40.0%						12/14	@ Washington				7/18	38.9%			
	9/28	@ N.Y. Jets				7/16	43.8%		10/26	@ Tampa Bay		3/12	25.0%		11/23	CAROLINA		4/16	25.0%						12/21	N.Y. GIANTS				3/17	25.0%			
	10/5	ARIZONA				6/16	37.5%		11/2	WASHINGTON		10/16	62.3%		11/27	MIAMI		4/13	30.8%						12/28	@ New Orans				9/17	52.9%			

Postseason - 1/3/04 @ Carolina 3/14 21.4%

3rd DOWN	9/7	ATLANTA5/13	38.5%	10/12	PHILADELPHIA5/16	31.3%	11/9	BUFFALO7/18	38.9%	12/7	@ Philadelphia2/13	15.4%
EFFICIENCY	9/15	@ N.Y. Giants5/16	31.3%	10/19	@ Detroit5/14	35.7%	11/16	@ New England6/15	40.0%	12/14	@ Washington7/18	38.9%
	9/28	@ N.Y. Jets7/16	43.8%	10/26	@ Tampa Bay3/12	25.0%	11/23	CAROLINA4/16	25.0%	12/21	N.Y. GIANTS3/12	25.0%
	10/5	ARIZONA6/16	37.5%	11/2	WASHINGTON10/16	62.3%	11/27	MIAMI4/13	30.8%	12/28	@ New Orleans9/17	52.9%

2003 Game-by-Game

COWBOYS DEFENSE

		FIRST DOWNS			TOTAL OFF.			RUSHING			PASSING			INT BY DAL.			PUNTS			PUNT RETURNS			KO RETURNS			PEN.			FUM.			SCORING			T.O.P.			
		T	R	Pa	Pe	YDS	PLYS	YDS	ATT	YDS	SK/YD	ATT	COM	I	NO	YDS	TD	NO	YDS	FC	TD	NO	YDS	TD	NO	YDS	TD	NO	YDS	NO/LT	TD	TDr	TdP	Tdrt	PAT	2-PT	FG	T.O.P.
ATLANTA		17	6	10	1	318	59	98	30	220	2/8	27	16	1	1	8	0	5	42.6	5	34	0	3	70	0	4	31	1/0	3	1	2	0	3/3	0/0	2/2	33/00		
@ N.Y. Giants		20	4	14	2	309	70	53	17	256	2/9	51	21	2	1	29	1	7	43.7	1	9	1	8	194	0	10	102	2/1	4	0	3	1	3/3	1/1	1/1	26/34		
@ N.Y. Jets		15	2	11	2	285	55	66	26	219	0/0	29	21	0	1	0	0	44.3	3	31	2	0	4	118	0	4	40	3/2	0	0	0	0	0/0	0/0	0/0	2/2	27/24	
ARIZONA		9	1	5	3	151	49	32	18	120	3/2	28	14	2	1	-2	0	6	42.2	0	0	3	0	5	137	0	5	36	0/0	1	0	1	0	1/1	0/0	0/0	23/32	
PHILADELPHIA		14	8	3	3	232	60	117	32	110	2/11	26	11	0	1	0	0	8	45.1	2	13	3	0	6	148	0	2	10	2/1	3	2	1	0	3/3	0/0	0/0	27/56	
@ Detroit		9	4	3	2	157	55	83	21	74	1/7	33	10	3	0	0	0	7	38.0	2	15	2	0	7	114	0	9	96	1/1	1	0	0	1	1/1	0/0	0/0	22/39	
@ Tampa Bay		14	5	8	1	261	63	128	35	133	2/18	26	13	0	2	65	0	5	40.0	1	8	2	0	1	22	0	3	15	2/0	1	0	1	0	1/1	0/0	3/4	34/44	
WASHINGTON		13	5	8	0	213	53	89	16	124	4/43	33	18	0	2	30	0	8	45.4	1	6	0	0	4	97	0	8	57	1/0	2	0	2	0	1/2	1/1	0/0	25/44	
BUFFALO		15	6	6	3	185	62	100	25	85	3/19	34	17	0	0	0	0	9	40.4	1	7	3	0	3	74	0	1	15	3/2	0	0	0	0	0/0	0/0	2/2	27/12	
@ New England		14	2	10	2	268	61	65	25	207	2/9	34	15	0	3	47	0	8	34.6	3	40	3	0	1	14	0	7	84	2/1	1	1	0	0	0/1	0/0	2/2	29/14	
CAROLINA		15	5	7	3	244	54	75	28	169	1/6	25	9	1	1	0	0	5	50.2	2	-1	1	0	5	92	0	11	68	1/1	2	1	1	0	2/2	0/0	2/3	24/58	
MIAMI		22	9	11	2	365	65	126	45	239	0/0	20	16	0	3	83	0	4	42.5	4	16	0	0	4	71	0	6	69	2/1	5	1	3	1	4/5	0/0	2/2	33/47	
@ Philadelphia		20	4	11	5	403	59	175	23	228	2/12	34	18	0	2	12	0	5	38.8	2	14	1	0	4	66	0	3	25	1/0	4	1	3	0	4/4	0/0	2/2	26/38	
@ Washington		8	4	3	1	161	54	106	26	55	1/4	27	7	4	0	0	0	8	44.3	1	0	3	0	6	125	0	4	35	2/2	0	0	0	0	0/0	0/0	0/0	23/01	
N.Y. GIANTS		10	1	7	2	213	59	54	22	159	5/31	32	18	0	0	0	0	8	47.3	2	8	2	0	3	52	0	4	20	1/0	0	0	0	0	0/0	0/0	1/1	27/31	
@ New Orleans		13	2	10	1	291	59	58	24	233	2/10	33	15	0	3	13	0	8	43.0	4	27	0	0	2	54	0	7	60	0/0	1	0	1	0	1/1	0/0	2/2	28/04	
Totals		228	68	127	33	4,056	937	1,425	413	2,631	32/189	492	239	13	21	285	1	105	42.6	34	227	26	0	66	1,448	0	88	763	24/12	28	7	18	3	23/26	2/2	21/23	27/26	
POSTSEASON																																						
@ Carolina		16	6	9	1	380	64	107	34	273	1/0	29	18	0	1	34	0	5	48.4	3	13	1	0	3	59	0	0	0	1/0	2	1	1	0	2/2	0/0	5/5	34/23	

3rd DOWN EFFICIENCY	9/7	ATLANTA	4/11	36.4%	10/12	PHIALDELPHIA	5/15	33.3%	11/9	BUFFALO	3/16	18.8%	12/7	@ Philadelphia	4/12	33.3%								
	9/15	@ N.Y. Giants	8/17	47.1%	10/19	@ Detroit	5/15	33.3%	11/16	@ New England	7/18	38.9%	12/14	@ Washington	3/14	21.4%								
	9/28	N.Y. Jets	5/12	41.7%	10/26	@ Tampa Bay	5/16	31.3%	11/23	CAROLINA	1/9	11.1%	12/21	N.Y. GIANTS	4/17	23.5%								
	10/5	ARIZONA	3/12	25.0%	11/2	WASHINGTON	1/9	11.1%	11/27	MIAMI	5/13	38.5%	12/28	@ New Orleans	6/17	35.3%								
																				Postseason - 1/3/04 @ Carolina					6/15 40.0%			





Individual Game-by-Game Rushing

		Troy Hambrick					Richie Anderson					Aveion Cason				
		No	Yds	Avg	Lg	TD	No	Yds	Avg	Lg	TD	No	Yds	Avg	Lg	TD
9/7	ATLANTA	14	53	3.8	12	0	4	8	2.0	10	0	2	77	38.5	63t	1
9/15	@ N.Y. Giants	23	60	2.6	11	0	6	19	3.2	11	0	3	11	3.7	7	0
9/28	@ N.Y. Jets	24	127	5.3	31t	1	5	37	7.4	16	0	5	37	7.4	20	0
10/5	ARIZONA	23	59	2.6	14	0	5	22	4.4	19	0	2	-4	-2.0	0	0
10/12	PHILADELPHIA	18	46	2.6	13	1	4	11	2.8	6	0	7	31	4.4	19	0
10/19	@ Detroit	24	74	3.1	14	1	7	52	7.4	18	0	6	0	0.0	0	0
10/26	@ Tampa Bay	11	25	2.3	15	0	6	17	2.8	7	0	2	-1	-0.5	1	0
11/2	WASHINGTON	21	100	4.8	15	2	Inactive/Injured					3	18	6.0	10	0
11/9	BUFFALO	13	33	2.5	10	0	2	9	4.5	7	0	Inactive				
11/16	@ New England	16	41	2.6	8	0	2	-3	-1.5	0	0	Inactive				
11/23	CAROLINA	12	26	2.2	6	0	1	8	8.0	8	0	6	26	4.3	16t	1
11/27	MIAMI	3	2	0.7	19	0	5	22	4.4	10	1	4	25	6.3	12	0
12/7	@ Philadelphia	17	75	4.4	22	0	6	32	5.3	13	0	Inactive/Injured				
12/14	@ Washington	33	189	5.7	42	0	4	12	3.0	7	0	Reserve/Injured				
12/21	N.Y. GIANTS	12	36	3.0	10	0	7	34	4.9	9	0	Reserve/Injured				
12/28	@ New Orleans	11	26	2.4	9	0	6	26	4.3	5	0	Reserve/Injured				
2003 Totals		275	972	3.5	42	5	70	306	4.4	19	1	40	220	5.5	63t	2
1/3/04	@ Carolina	8	29	3.6	16	0	6	18	3.0	5	0	Reserve/Injured				

		Quincy Carter					Terry Glenn					Jamar Martin				
		No	Yds	Avg	Lg	TD	No	Yds	Avg	Lg	TD	No	Yds	Avg	Lg	TD
9/7	ATLANTA	4	11	2.8	6	0										
9/15	@ N.Y. Giants	4	17	4.3	8t	1										
9/28	@ N.Y. Jets	6	-2	-0.3	4	0										
10/5	ARIZONA	3	6	2.0	8	0	1	4	4.0	4	0	1	3	3.0	3	0
10/12	PHILADELPHIA	7	31	4.4	11	0										
10/19	@ Detroit	2	13	6.5	10	0						1	0	0.0	0	0
10/26	@ Tampa Bay	2	15	7.5	8	0	1	4	4.0	4	0					
11/2	WASHINGTON	5	20	4.0	13	0	1	47	47.0	47	0	1	3	3.0	3	0
11/9	BUFFALO	4	4	1.0	3	0										
11/16	@ New England	6	33	5.5	11	0										
11/23	CAROLINA	6	5	0.8	4	0						Inactive				
11/27	MIAMI	4	42	10.5	19	0						Inactive				
12/7	@ Philadelphia	1	0	0.0	0	0										
12/14	@ Washington	7	19	2.7	13	1										
12/21	N.Y. GIANTS	5	26	5.2	9	0										
12/28	@ New Orleans	2	17	8.5	14	0						1	1	1.0	1	0
2003 Totals		68	257	3.8	19	2	3	55	18.3	47	0	4	7	1.8	3	0
1/3/04	@ Carolina	4	25	6.3	9t	1										

		Antonio Bryant					Erik Bickerstaff					Adrian Murrell				
		No	Yds	Avg	Lg	TD	No	Yds	Avg	Lg	TD	No	Yds	Avg	Lg	TD
9/7	ATLANTA						Inactive									
9/15	@ N.Y. Giants						Inactive									
9/28	@ N.Y. Jets						Inactive									
10/5	ARIZONA						Inactive									
10/12	PHILADELPHIA						Inactive									
10/19	@ Detroit	1	-2	-2.0	-2	0										
10/26	@ Tampa Bay											Signed 10/29				
11/2	WASHINGTON											9	20	2.2	9	0
11/9	BUFFALO						Released (11/3)					16	76	4.8	17	0
11/16	@ New England	1	2	2.0	2	0						3	11	3.7	5	0
11/23	CAROLINA											Released 11/21				
11/27	MIAMI						Signed (12/2)									
12/7	@ Philadelphia						9	41	4.6	9	0					
12/14	@ Washington						1	2	2.0	2t	1					
12/21	N.Y. GIANTS						7	8	1.1	5	0					
12/28	@ New Orleans						2	5	2.5	4	0					
2003 Totals		2	0	0.0	-2	0	19	56	2.9	9	1	28	107	3.8	17	0

1/3/04 @ Carolina



Individual Game-by-Game Receiving

	Joey Galloway						Terry Glenn						Antonio Bryant					
	No	Yds	Avg	Lg	TD		No	Yds	Avg	Lg	TD		No	Yds	Avg	Lg	TD	
9/7 ATLANTA	7	139	19.9	49t	1								2	71	35.5	54	0	
9/15 @ N.Y. Giants	3	43	14.3	21	0		8	113	14.1	27	0		5	98	19.6	26	0	
9/28 @ N.Y. Jets	5	100	20.0	42	0								1	13	13.0	13t	1	
10/5 ARIZONA	2	46	23.0	24	0		4	104	26.0	51t	1		2	16	8.0	11	0	
10/12 PHILADELPHIA	2	56	28.0	37	0		5	41	8.2	15	0		1	49	49.0	49	0	
10/19 @ Detroit							6	75	12.5	20t	3		4	57	14.3	23	0	
10/26 @ Tampa Bay	2	26	13.0	20	0		3	26	8.7	14	0							
11/2 WASHINGTON	1	14	14.0	14	0		6	73	12.2	21	1		5	52	10.4	20	0	
11/9 BUFFALO	2	30	15.0	22	0		1	19	19.0	19	0		3	21	7.0	8	0	
11/16 @ New England	Inactive/Injured						1	8	8.0	8	0		3	35	11.7	21	0	
11/23 CAROLINA	3	50	16.7	24t	1		5	74	14.8	24	0		2	17	8.5	9	0	
11/27 MIAMI	3	33	11.0	18	0		4	97	24.3	45	0		3	44	14.7	19	1	
12/7 @ Philadelphia																		
12/14 @ Washington							2	18	9.0	14	0		2	16	8.0	12	0	
12/21 N.Y. GIANTS	1	64	64.0	64	0		5	64	12.8	24	0		4	41	10.3	17	0	
12/28 @ New Orleans	3	71	23.7	30	0		2	42	21.0	29	0		2	20	10.0	10	0	
2003 Totals	34	672	19.8	64	2		52	754	14.5	51t	5		39	550	14.1	54	2	

1/3/04 @ Carolina 4 59 14.8 28 0 4 38 9.5 21 0 1 4 4.0 4 0

	Dan Campbell						Jason Witten						Jeff Robinson					
	No	Yds	Avg	Lg	TD		No	Yds	Avg	Lg	TD		No	Yds	Avg	Lg	TD	
9/7 ATLANTA							1	13	13.0	13	0							
9/15 @ N.Y. Giants	1	23	23.0	23	0		2	25	12.5	15	0							
9/28 @ N.Y. Jets																		
10/5 ARIZONA							4	41	10.3	18	0							
10/12 PHILADELPHIA	1	8	8.0	8	0		Inactive/Injured											
10/19 @ Detroit	2	28	14.0	18	0													
10/26 @ Tampa Bay							1	15	15.0	15	0							
11/2 WASHINGTON	2	29	14.5	23	0													
11/9 BUFFALO	3	7	2.3	6	1		3	24	8.0	13	0							
11/16 @ New England	1	12	12.0	12	0		1	6	6.0	6	0							
11/23 CAROLINA	3	22	7.3	17	0		6	49	8.2	13	0		1	5	5.0	5t	1	
11/27 MIAMI							8	58	7.3	17	0							
12/7 @ Philadelphia	1	1	1.0	1	0		3	35	11.7	18	0		1	3	3.0	3t	1	
12/14 @ Washington	1	23	23.0	23	0													
12/21 N.Y. GIANTS	2	18	9.0	10	0		1	36	36.0	36t	1							
12/28 @ New Orleans	3	24	8.0	9	0		5	45	9.0	12	0							
2003 Totals	20	195	9.8	23	1		35	347	9.9	36t	1		2	8	4.0	5t	2	

1/3/04 @ Carolina 4 30 7.5 12 0

	Richie Anderson						Troy Hambrick						Aveion Cason					
	No	Yds	Avg	Lg	TD		No	Yds	Avg	Lg	TD		No	Yds	Avg	Lg	TD	
9/7 ATLANTA							3	16	5.3	8	0		2	29	14.5	23	0	
9/15 @ N.Y. Giants	4	15	3.8	6	0								2	4	2.0	8	0	
9/28 @ N.Y. Jets	4	46	11.5	20	0		1	6	6.0	6	0							
10/5 ARIZONA	4	38	9.5	18t	1		1	8	8.0	8	0		3	24	8.0	8	0	
10/12 PHILADELPHIA	3	16	5.4	10	0		2	14	7.0	7	0		1	-1	-1.0	-1	0	
10/19 @ Detroit	3	3	1.0	5	0		2	15	7.5	8	0		2	20	10.0	12	0	
10/26 @ Tampa Bay	5	22	4.4	11	0		1	11	11.0	11	0		3	40	13.3	28	0	
11/2 WASHINGTON	Inactive/Injured																	
11/9 BUFFALO	3	15	5.0	8	0								Inactive/Injured					
11/16 @ New England	8	85	10.6	37	0		2	16	8.0	13	0		Inactive/Injured					
11/23 CAROLINA	6	28	4.7	14	0		1	0	0.0	0	0		2	9	4.5	5	0	
11/27 MIAMI	3	34	11.3	27t	1		1	5	5.0	5	0		2	17	8.5	13	0	
12/7 @ Philadelphia	7	40	5.7	15	0		2	6	3.0	6	0		Inactive/Injured					
12/14 @ Washington	5	51	10.2	21t	1								Reserve/Injured					
12/21 N.Y. GIANTS	4	17	4.3	12	0								Reserve/Injured					
12/28 @ New Orleans	10	83	8.3	20	1		1	2	2.0	2	0		Reserve/Injured					
2003 Totals	69	493	7.1	37	4		17	99	5.8	13	0		17	142	8.4	28	0	

1/3/04 @ Carolina 7 20 2.9 12 0 1 3 3.0 3 0 Reserve/Injured



Individual Game-by-Game Passing

Quincy Carter

Chad Hutchinson

		Att	Cmp	Yds	Pct.	TD	Int	Long	Sk/Yd	Rtg		Att	Cmp	Yds	Pct.	TD	Int	Long	Sk/Yd	Rtg
9/7	ATLANTA	32	15	268	46.9	1	1	54	3/14	73.4										DNP
9/15	@ N.Y. Giants	40	25	321	62.5	0	1	27	4/25	77.2										DNP
9/28	@ N.Y. Jets	23	11	165	47.8	1	1	42	2/7	68.2										DNP
10/5	ARIZONA	31	20	277	64.5	2	1	51	1/9	101.1										DNP
10/12	PHILADELPHIA	25	14	146	56.0	0	1	49	1/10	56.4										DNP
10/19	@ Detroit	25	18	190	72.0	3	0	23	1/1	133.3		2	1	8	50.0	0	0	8	0/0	60.4
10/26	@ Tampa Bay	25	15	140	60.0	0	2	28	4/22	42.1										DNP
11/2	WASHINGTON	33	17	196	51.5	1	2	23	1/4	54.6										DNP
11/9	BUFFALO	32	15	116	46.9	1	0	22	1/2	66.7										DNP
11/16	@ New England	36	20	210	55.6	0	3	37	1/3	38.0										DNP
11/23	CAROLINA	43	29	254	67.4	2	1	24	1/0	88.7										DNP
11/27	MIAMI	40	24	288	60.0	2	3	45	5/25	67.5										DNP
12/7	@ Philadelphia	24	15	93	62.5	1	2	18	3/18	49.5										DNP
12/14	@ Washington	24	10	108	41.7	1	0	23	3/4	69.4										DNP
12/21	N.Y. GIANTS	25	17	240	68.0	1	0	64	3/18	112.1										DNP
12/28	@ New Orleans	47	27	290	57.4	1	3	30	3/23	56.2										DNP
	2003 Totals	505	292	3,302	57.8	17	21	64	37/185	71.4		2	1	8	50.0	0	0	8	0/0	60.4
1/3/04	@ Carolina	36	21	154	58.3	0	1	28	3/22	56.9										DNP

Individual Game-by-Game Kickoff Returns

Zurriel Smith

Derek Ross

	No	Yds	Avg	Long	TD		No	Yds	Avg	Long	TD
9/7	ATLANTA			Inactive						Inactive/Injured	
9/15	@ N.Y. Giants	5	120	24.0	37	0				Inactive/Injured	
9/28	@ N.Y. Jets	3	31	10.3	17	0				Inactive/Injured	
10/5	ARIZONA	2	51	25.5	26	0				Inactive	
10/12	PHILADELPHIA	3	100	33.3	54	0					
10/19	@ Detroit	1	18	18.0	18	0					
10/26	@ Tampa Bay			Inactive			4	1	25.8	33	0
11/2	WASHINGTON			Inactive			2	55	27.5	36	0
11/9	BUFFALO			Inactive			3	66	22.0	33	0
11/16	@ New England	2	47	23.5	25	0	2	33	16.5	20	0
11/23	CAROLINA			Inactive			2	64	32.0	37	0
11/27	MIAMI			Inactive			5	113	22.6	30	0
12/7	@ Philadelphia	5	98	19.6	33	0				Released (12/2)	
12/14	@ Washington	1	11	11.0	11	0					
12/21	N.Y. GIANTS	1	19	19.0	19	0					
12/28	@ New Orleans			Inactive							
	2003 Totals	23	495	21.5	54	0	18	332	18.4	37	0

1/3/04 @ Carolina

Individual Game-by-Game Punt Returns

Joey Galloway

Zurriel Smith

	No	Yds	Avg	FC	Long	TD		No	Yds	Avg	FC	Long	TD
9/7	ATLANTA												
9/15	@ N.Y. Giants							4	45	11.3	1	18	0
9/28	@ N.Y. Jets							0	0	0.0	1	0	0
10/5	ARIZONA							3	27	9.0	2	13	0
10/12	PHILADELPHIA							3	10	3.3	3	8	0
10/19	@ Detroit							6	19	3.2	1	9	0
10/26	@ Tampa Bay	2	19	9.5	1	12	0				Inactive		
11/2	WASHINGTON	5	77	15.4	1	36	0				Inactive		
11/9	BUFFALO	6	64	10.7	0	28	0				Inactive		
11/16	@ New England							2	8	4.0	1	9	0
11/23	CAROLINA	4	15	3.8	1	9	0				Inactive		
11/27	MIAMI	0	0	0.0	2	0	0				Inactive		
12/7	@ Philadelphia							3	30	10.0	2	13	0
12/14	@ Washington							3	12	4.0	1	7	0
12/21	N.Y. GIANTS							6	61	10.2	1	46	0
12/28	@ New Orleans	3	3	1.0	3	4	0				Inactive		
	2003 Totals	20	178	8.9	8	36	0	30	212	7.1	13	46	0

1/3/04 @ Carolina 4 22 5.5 0 10 0

Inactive



Individual Game-by-Game Tackles

Dexter Coakley					Mario Edwards				Greg Ellis			
	Solo	Asst.	Total	Sacks	Solo	Asst.	Total	Sacks	Solo	Asst.	Total	Sacks
9/7 ATLANTA	4	5	9		3	1	4		5	1	6	
9/15 @ N.Y. Giants	3	2	5		4	1	5		4	1	5	0.5(-2)
9/26 @ N.Y. Jets	4	2	6		3	1	4		1	1	2	
10/5 ARIZONA	6	2	8		2	0	2		1	0	1	
10/12 PHILADELPHIA	3	0	3						3	0	3	1.0(-3)
10/19 @ Detroit	7	1	8						0	2	2	
10/26 @ Tampa Bay	5	0	5		1	1	2		3	3	6	1.0(-10)
11/2 WASHINGTON	7	0	7	1.0(-8)	2	1	3		2	1	3	
11/9 BUFFALO	2	4	6		5	0	5		0	1	1	0.5(-3)
11/16 @ New England	8	0	8		1	1	2					1.0(-6)
11/23 CAROLINA	1	4	5		6	0	6		1	0	1	
11/27 MIAMI	10	3	13		2	1	3		3	1	4	
12/7 @ Philadelphia	2	1	3		2	0	2		2	0	2	1.0(-12)
12/14 @ Washington	4	1	5						3	0	3	0.5(-2)
12/21 N.Y. GIANTS	7	4	11		6	0	6		2	0	2	2.0(-16)
12/28 @ New Orleans	5	3	8		1	0	1		4	3	7	0.5(-3)
2003 Totals	78	32	110	1.0(-8)	38	7	45		34	14	48	8.0(-57)
1/3/04 @ Carolina	7	3	10		5	0	5		4	1	5	1.0(0)

La'Roi Glover					Terence Newman				Dat Nguyen			
	Solo	Asst.	Total	Sacks	Solo	Asst.	Total	Sacks	Solo	Asst.	Total	Sacks
9/7 ATLANTA	0	1	1	1.0(-3)	5	0	5		4	0	4	1.0(-5)
9/15 @ N.Y. Giants	0	2	2		5	0	5		4	1	5	
9/28 @ N.Y. Jets	2	0	2		4	0	4		8	4	12	
10/5 ARIZONA	1	0	1	1.0(-1)	5	0	5	1.0(-0)	3	5	8	
10/12 PHILADELPHIA	5	3	8		5	0	5		6	4	10	
10/19 @ Detroit	1	0	1	1.0(-7)	2	0	2		6	0	6	
10/26 @ Tampa Bay	4	2	6		4	0	4		11	4	15	
11/2 WASHINGTON					3	0	3		5	1	6	1.0(-12)
11/9 BUFFALO	3	0	3		5	0	5		5	3	8	
11/16 @ New England	1	0	1		3	1	4		10	1	11	
11/23 CAROLINA	3	1	3		5	2	7		5	3	8	
11/27 MIAMI	5	3	8		7	1	8		7	2	9	
12/7 @ Philadelphia	2	2	4		6	1	7		3	4	7	
12/14 @ Washington	2	4	6		3	3	6		7	5	12	
12/21 N.Y. GIANTS	2	2	4	1.0(-6)	4	0	4		3	8	11	
12/28 @ New Orleans	0	1	1	1.0(-5)	3	3	6		6	2	8	
2003 Totals	31	21	52	5.0(-22)	69	11	80	1.0(-0)	93	47	140	2.0(-17)
1/3/04 @ Carolina	2	2	4		5	0	5		8	2	10	

Al Singleton					Roy Williams				Darren Woodson			
	Solo	Asst.	Total	Sacks	Solo	Asst.	Total	Sacks	Solo	Asst.	Total	Sacks
9/7 ATLANTA	4	1	5		3	2	5		8	2	10	
9/15 @ N.Y. Giants	1	1	2		5	1	6		2	0	2	
9/28 @ N.Y. Jets	5	4	9		4	2	6		1	3	4	
10/5 ARIZONA	2	1	3		1	0	1		3	3	6	
10/12 PHILADELPHIA	1	1	2		2	4	6	1.0(-8)	3	0	3	
10/19 @ Detroit	0	1	1		2	1	3		4	2	6	
10/26 @ Tampa Bay	1	1	2		3	2	5		6	5	11	
11/2 WASHINGTON	2	1	3		3	2	5	1.0(-9)	3	2	5	1.0(-14)
11/9 BUFFALO	5	1	6	1.0(-8)	7	0	7		3	5	8	
11/16 @ New England	3	3	6		2	3	5		4	2	6	
11/23 CAROLINA	1	0	1		2	1	3		4	2	6	
11/27 MIAMI	2	1	3		9	3	12		4	3	7	
12/7 @ Philadelphia	4	1	5		6	0	6		4	2	6	
12/14 @ Washington	2	0	2		3	4	7		5	2	7	
12/21 N.Y. GIANTS	0	2	2		4	2	6		4	1	5	
12/28 @ New Orleans	3	2	5		2	1	3		5	2	7	
2003 Totals	36	21	57	1.0(-8)	58	28	86	2.0(-17)	63	36	99	1.0(-14)
1/3/04 @ Carolina	4	1	5		5	3	8		3	2	5	



2003 Preseason Statistics

RECORD: 2-2

Date	W/L	Score	Opponent	Att.
8/9	L	0-13	@ Arizona	23,838
8/15	W	34-6	HOUSTON	60,058
8/21	L	14-15	@ Pittsburgh	58,099
8/28	W	52-13	OAKLAND	53,078

TEAM STATISTICS	DALLAS	OPP
FIRST DOWNS	68	61
Rushing	29	19
Passing	37	36
Penalty	2	6
Third Down-Made/Att	22/52	21/60
Third Down Efficiency	42.3	35.0
Fourth Down-Made/Att	2/4	2/3
TOTAL NET YARDS	1,222	1,139
Avg. Per Game	305.5	284.8
Total Plays	232	249
Avg. Per Play	5.3	4.6
NET YARDS RUSHING	448	414
Avg. Per Game	112.0	103.5
Total Rushes	112	110
Avg. Per Rush	4.0	3.8
NET YARDS PASSING	774	725
Avg. Per Game	193.5	181.3
Sacked/Yards Lost	10/70	7/46
Gross Yards	844	771
Attempts/Completions	110/63	132/79
Pct. of Completions	57.2	59.8
Had Intercepted	2	2
PUNTS/AVERAGE	21-42.2	30-40.0
Net Punting Average	34.9	34.4
PUNT RET./AVG.	9/16.3	16/7.2
KICKOFF RET./AVG.	11/31.6	19/24.0
INT./AVG. RET.	2/12.0	2/5.5
PENALTIES/YARDS	20/155	31/254
FUMBLES/BALL LOST	9/4	6/3
TOUCHDOWNS	13	5
Rushing	5	4
Passing	5	1
Returns	3	0
EXTRA POINTS/ATTEMPTS	13/13	3/4
TWO POINT CONV./ATTS.	0/0	1/1
FIELD GOALS/ATTEMPTS	3/4	4/5
AVG. TIME OF POSS.	28:46	31:14

RUSHING	ATT	YDS	AVG	LG	TD
Hambrick	27	96	3.6	15	3
Bickerstaff	17	89	5.2	14	1
Anderson	11	58	5.3	17	0
Cason	12	52	4.3	24	0
Martin	8	48	6.0	12	0
Lee	12	44	3.7	13	0
Carter	8	37	4.6	12	0
Murrell	6	24	4.0	10	1
Wiley	4	10	2.5	4	0
Stoerner	1	-1	-1.0	-1	0
Romo	4	-2	-0.5	0	0
Hutchinson	2	-7	-3.5	-2	0
COWBOYS	112	448	4.0	24	5
Opponents	110	414	3.8	35	4

RECEIVING	ATT	YDS	AVG	LG	TD
Galloway	9	149	16.6	69t	2
Williams	7	148	21.3	60t	1
Witten	7	87	12.4	20	0
Cason	6	55	9.2	15	0
Glenn	5	124	24.8	49	0
Rambo	5	58	11.6	17	0
Campbell	5	54	10.8	15	0
Bryant	4	52	13.0	30t	1
Anderson	3	29	9.7	18t	1
Hambrick	3	20	6.7	10	0
Martin	3	20	6.7	15	0
Smith	2	17	8.5	9	0
Lee	1	7	7.0	7	0
McGee	1	13	13.0	13	0
McKie	1	7	7.0	7	0
Murrell	1	3	3.0	3	0
COWBOYS	63	844	13.4	69t	5
Opponents	79	771	9.8	39	1

INTERCEPTIONS	NO	YDS	AVG	LG	TD
Edwards	1	24	24.0	24t	1
O'Neil	1	0	0.0	0	0
COWBOYS	2	24	12.0	24t	1
Opponents	2	-1	-0.5	0	0

PUNTING	NO	YDS	AVG	TBIN20	LG	BL	NET
Gowin	15	640	42.7	2	3	52	0 34.1
Filipovic	6	247	41.2	0	2	53	0 36.8
COWBOYS	21	887	42.2	2	5	53	0 34.9
Opp.	30	1,199	40.0	1	8	59	0 34.4

PUNT RETURNS	NO	YDS	AVG	FC	LG	TD
Z.Smith	5	116	23.2	4	83t	1
Dantzler	4	31	7.8	1	18	0
Galloway	0	0	0.0	1	0	0
Newman	0	0	0.0	1	0	0

COWBOYS	9	147	16.3	7	83t	1
Opponents	16	115	7.2	3	20	0

KICKOFF RETURNS	NO	YDS	AVG	LG	TD
Swinton	6	233	38.8	96t	1
Cason	2	52	26.0	37	0
Dantzler	2	28	14.0	14	0
Lee	1	35	35.0	35	0

COWBOYS	11	348	31.6	96t	1
Opponents	19	456	24.0	33	0

SCORE BY QUARTERS	1	2	3	4	OT	T
COWBOYS	24	31	28	17	-	100
Opponents	9	14	24	0	-	47

FIELD GOALS	11-19	20-29	30-39	40-49	50+
Cundiff	0-0	0-0	1-1	1-1	0-0
Kimrin	0-0	0-0	1-1	0-1	0-0
COWBOYS	0-0	0-0	2-2	1-2	0-0
Opponents	0-0	2-2	1-2	1-1	0-0
Cundiff: (1),(45),(37)					
Kimrin: (1),(43M,39),(1)					
Opponents: (40,27),(31,22),(36M)					

SCORING	TD	RT	DT	PT	FG	PAT	S	TP
Hambrick	3	0	0	0	0/0	0/0	0	18
Cundiff	0	0	0	0	2/2	11/11	0	17
Galloway	0	2	0	0	0/0	0/0	0	12
Anderson	0	1	0	0	0/0	0/0	0	6
Bickerstaff	1	0	0	0	0/0	0/0	0	6
Bryant	0	1	0	0	0/0	0/0	0	6
Edwards	0	0	1b	0	0/0	0/0	0	6
Murrell	1	0	0	0	0/0	0/0	0	6
Smith	0	0	1a	0	0/0	0/0	0	6
Swinton	0	0	1c	0	0/0	0/0	0	6
Williams, Ra.0	1	0	0	0	0/0	0/0	0	6
Kimrin	0	0	0	0	1/2	2/2	0	5

COWBOYS	5	5	3	0	3/4	13/13	0	100
Opponents	4	1	0	0	4/5	3/4	0	47

2-Pt Conversions: Cowboys 0-0, Opponents 1-1

a- 83-yard punt return vs. Houston (8/15)
 b- 24-yard interception return vs. Oakland (8/29)
 c- 96-yard kickoff return vs. Oakland (8/29)

DEFENSIVE STATS

	Tackles	Solo	Asst.	Total
Nguyen	17	8	-	25
Williams, Ro	15	6	-	21
Coakley	12	4	-	16
Singleton	6	8	-	14
Woodson	9	4	-	13
Myers	10	2	-	12
Dixon	8	4	-	12
Newman	10	0	-	10
Sanchez	9	1	-	10
Ellis	8	2	-	10

	Sacks	(Loss)
Weatherington	1.0	(-13)
Ekuban	1.0	(-7)
Williams, Ro	1.0	(-7)
Stewart	1.0	(-5)
O'Neil	1.0	(-2)
Coakley	1.0	(0)
Ogbogu	0.5	(-8)
DeRonde	0.5	(-5)

PASSING	ATT	COMP	YDS	PCT	AVG	ATT	TD	PCT	INT	LG	SKS	YDS	RATING
Carter	58	37	528	63.8	9.10	4	6.9	1	1.7	69t	3/19	109.0	
Hutchinson	26	13	129	50.0	4.93	0	0.0	0	0.0	22	3/24	64.4	
Romo	17	9	134	52.9	7.88	1	5.9	1	5.9	60t	3/17	74.4	
Stoerner	9	4	53	44.4	5.89	0	0.0	0	0.0	19t	1/10	63.7	
COWBOYS	110	63	844	57.3	7.67	5	4.5	2	1.8	69t	10/70	89.4	
Opp. Totals	132	79	771	59.8	5.84	1	0.8	2	1.5	39	7/46	72.5	

The Records





Cowboys All-Time Leaders

RUSHING

Player	Att.	Yards	Avg.	Long	TD
1. Smith, Emmitt (1990-2002).....	4,052	17,162	4.2	75t	153
2. Dorsett, Tony (1977-87).....	2,755	12,036	4.4	99t	72
3. Perkins, Don (1961-68).....	1,500	6,217	4.2	59	42
4. Hill, Calvin (1969-74).....	1,166	5,009	4.3	55	39
5. Newhouse, Robert (1972-83).....	1,160	4,784	4.1	54	31
6. Garrison, Walt (1966-74).....	899	3,886	4.3	41	30
7. Walker, Herschel (1986-89, 1996-97).....	818	3,491	4.3	84t	27
8. Staubach, Roger (1969-79).....	410	2,264	5.5	33	20
9. Springs, Ron (1979-84).....	604	2,180	3.6	46	28
10. Marsh, Amos (1961-64).....	427	2,065	4.8	71	14

RECEIVING

Player	Rec.	Yards	Avg.	Long	TD
1. Irvin, Michael (1988-99).....	750	11,904	15.9	87t	65
2. Pearson, Drew (1973-83).....	489	7,822	16.0	67	48
3. Smith, Emmitt (1990-2002).....	486	3,012	6.2	86	11
4. Hill, Tony (1977-86).....	479	7,988	16.7	75t	51
5. Dorsett, Tony (1977-87).....	382	3,432	9.0	91	13
6. Hayes, Bob (1965-74).....	365	7,295	20.0	95	71
7. Novacek, Jay (1990-96).....	339	3,576	10.5	49	22
8. Cosbie, Doug (1979-88).....	300	3,728	12.4	61t	30
9. Johnston, Daryl (1989-99).....	294	2,227	7.6	28	14
10. Clarke, Frank (1960-67).....	281	5,214	18.6	80	50

RUSHING-RECEIVING

Player	Rushing	Receiving	Total
1. Smith, Emmitt (1990-2002).....	17,162	3,012	20,174
2. Dorsett, Tony (1977-87).....	12,036	3,432	15,468
3. Irvin, Michael (1988-99).....	6	11,904	11,910
4. Hill, Tony (1977-86).....	90	7,988	8,078
5. Pearson, Drew (1973-83).....	190	7,822	8,012
6. Perkins, Don (1961-68).....	6,217	1,310	7,527
7. Hayes, Bob (1965-74).....	70	7,295	7,365
8. Hill, Calvin (1969-74).....	5,009	1,359	6,368
9. Walker, Herschel (1986-89, 1996-97).....	3,491	2,556	6,047
10. Newhouse, Robert (1972-83).....	4,784	956	5,740

PASSING (Min. 1500 att.)

Player	Att.	Comp.	Pct.	Yards	TD	Long	Int.	Rating
1. Staubach, Roger (1969-79).....	2,958	1,685	57.0	22,700	153	91t	109	83.4
2. White, Danny (1976-88).....	2,950	1,761	59.7	21,959	155	80t	132	81.7
3. Aikman, Troy (1989-2000).....	4,715	2,898	61.5	32,942	165	90t	141	81.6
4. Meredith, Don (1960-68).....	2,308	1,170	50.7	17,199	135	95t	111	74.7

SCORING

Player	TD	PAT	2PT	FG	TP
1. Smith, Emmitt (1990-2002).....	164	-	1	-	986
2. Septien, Rafael (1978-86).....	-	388	-	162	874
3. Dorsett, Tony (1977-87).....	86	-	-	-	516
4. Hayes, Bob (1965-74).....	76	-	-	-	456
5. Irvin, Michael (1988-99).....	65	-	1	-	392
6. Clark, Mike (1968-71, 73).....	-	180	-	69	386
7. Boniol, Chris (1994-96).....	-	118	-	81	361
8. Cunningham, Richie (1997-99).....	-	95	-	75	320
9. Fritsch, Toni (1971-73, 75).....	-	119	-	66	317
10. Clarke, Frank (1960-67).....	51	-	-	-	306
Hill, Tony (1977-86).....	51	-	-	-	306



FIELD GOALS (Min. 100 made)

Player	Att.	Made	Pct.	Long
1. Septien, Rafael (1978-86)	226	162	.717	53

PUNTING (Min. 300)

Player	No.	Yds.	Avg.	TB	IN20	Long	Blk.	Net
1. Gowin, Toby (1997-99, 2003)	338	14,099	41.7	41	106	72	1	35.5
2. Saxon, Mike (1985-92)	591	24,542	41.5	68	166	64	4	34.8
3. White, Danny (1976-88)	612	24,571	40.1	74	144	73	5	34.1

INTERCEPTIONS

Player	No.	Yards	Avg.	Long	TD
1. Renfro, Mel (1964-77)	52	626	12.0	90	3
2. Walls, Everson (1981-89)	44	391	8.9	37	0
3. Waters, Charlie (1970-78, 80-81)	41	584	14.2	56t	2
4. Thurman, Dennis (1978-85)	36	562	15.6	96	4
5. Downs, Michael (1981-88)	34	433	12.7	31	1
Green, Cornell (1962-74)	34	552	16.2	59	2
7. Jordan, Lee Roy (1963-76)	32	472	14.8	49	3
8. Harris, Cliff (1970-79)	29	281	9.7	60	1
9. Howley, Chuck (1961-73)	24	395	16.5	58	2
10. Woodson, Darren (1992-2003)	23	271	11.8	94t	2

PUNT RETURNS (Min. 75 returns)

Player	No.	Yards	Avg.	Long	TD
1. Sanders, Deion (1995-99)	89	1,184	13.3	83t	4
2. Hayes, Bob (1965-74)	104	1,158	11.1	90	3
3. Martin, Kelvin (1987-92, 1996)	179	1,803	10.1	85t	3
4. Williams, Kevin (1993-96)	95	913	9.6	83t	3
5. Johnson, Butch (1976-83)	146	1,313	9.0	55	0
6. Jones, James (1980-85)	87	736	8.5	52	0
7. Renfro, Mel (1964-77)	109	842	7.7	69	1

KICKOFF RETURNS (Min. 75 returns)

Player	No.	Yards	Avg.	Long	TD
1. Renfro, Mel (1964-77)	85	2,246	26.4	100t	2
2. Walker, Herschel (1986-89, 1996-97)	77	1,946	25.3	89	0
3. Swinton, Reggie (2001-02)	84	2,024	24.1	100t	1
4. Williams, Kevin (1993-96)	144	3,416	23.7	87t	1
5. Johnson, Butch (1976-83)	79	1,832	23.2	74	0
6. Dixon, James (1989-91)	101	2,315	22.9	97t	1
7. Clack, Darryl (1986-89)	83	1,802	21.7	51	0

COMBINED YARDAGE

Player	Total	Rush	Rec	Int. Ret.	Punt Ret.	Kick Ret.	Fum. Ret.
1. Smith, Emmitt (1990-2002)	20,174	17,162	3,012	0	0	0	0
2. Dorsett, Tony (1977-87)	15,501	12,036	3,432	0	0	0	33
3. Irvin, Michael (1988-99)	11,910	6	11,904	0	0	0	0
4. Hayes, Bob (1965-74)	9,104	70	7,295	0	1,158	581	0
5. Hill, Tony (1977-86)	8,436	84	7,988	0	268	96	0
6. Pearson, Drew (1973-83)	8,180	190	7,822	0	13	155	0
7. Perkins, Don (1961-68)	8,005	6,217	1,310	0	8	443	0
8. Walker, Herschel (1986-89, 1996-97) ..	7,993	3,491	2,556	0	0	1,946	0



COWBOYS OFFENSE YEAR-BY-YEAR

THE RECORDS

YEAR	TOTAL	1ST DOWNS— RUSH	PASS	PEN	NET OFFENSE YDS-PLYS	RUSHING YDS-ATT	NET	SACKS	GROSS	PASSING— ATT	COMP	INT	PENALTIES NO-YDS	FUMBLES NO-LOST	TDs	POINTS	NFC RANK TOT-RU-PA	NFL RANK TOT-RU-PA
1960	180	57	105	18	3,153-698	1,049-311	2,104	33/284	2,388	354	163	33	62-600	21-17	23	177		12-13-5
1961	239	100	130	9	4,480-863	1,819-414	2,661	27/257	1,819	422	215	27	47-427	46-21	29	236		8-10-6
1962	246	101	136	9	4,912-843	2,040-434	2,872	29/243	3,115	380	200	17	62-639	32-19	51	398		2-3-7
1963	248	105	132	11	4,263-839	1,795-420	2,468	44/331	2,799	375	200	21	67-627	29-15	40	305		9-6-9
1964	230	89	119	22	3,704-893	1,691-421	2,031	68/503	2,516	404	192	24	97-952	39-19	30	250		14-8-13
1965	211	87	108	16	3,995-833	1,608-416	2,387	55/369	2,756	362	168	18	78-710	31-17	40	325		10-8-9
1966	287	124	139	24	5,145-926	2,122-471	3,023	42/308	3,331	413	214	14	83-824	23-10	56	445		1-2-1
1967	261	109	141	11	4,699-936	1,900-477	2,799	42/294	3,093	417	210	28	81-785	25-13	45	342		5-5-6
1968	297	135	143	19	5,117-913	2,071-480	3,026	34/269	3,295	399	217	18	77-751	21-15	54	431		1-2-1
1969	275	133	125	17	5,122-931	2,276-532	2,846	44/366	3,212	355	189	18	81-840	28-12	44	369		1-1-4
1970	229	119	95	15	4,449-858	2,300-522	2,149	39/296	2,445	297	149	16	87-934	29-12	35	299	2-1-9	3-1-16
1971	288	135	144	9	5,035-905	2,249-512	2,786	32/251	3,037	361	206	14	94-952	30-21	50	406	1-2-1	1-3-1
1972	256	118	126	12	4,466-897	2,124-499	2,342	31/238	2,580	367	196	23	90-841	27-15	36	319	2-4-5	6-9-8
1973	281	139	127	15	4,751-906	2,418-542	2,333	43/269	2,602	321	192	16	83-762	25-12	46	382	3-2-6	4-5-7
1974	295	147	129	19	4,963-974	2,454-542	2,529	47/327	2,856	385	206	15	86-703	31-16	38	297	1-1-3	1-1-3
1975	288	132	142	14	5,025-986	2,432-571	2,593	39/242	2,835	376	207	17	94-715	25-18	41	350	1-1-3	3-5-4
1976	269	111	140	18	4,884-958	2,147-538	2,737	30/230	2,967	390	222	13	94-761	26-16	34	296	2-6-2	4-12-5
1977	272	118	136	18	4,812-969	2,369-564	2,443	33/246	2,689	372	215	10	106-865	26-14	42	345	1-3-2	1-4-4
1978	342	146	167	29	5,959-1,107	2,783-625	3,176	33/229	3,405	449	251	17	96-816	36-18	48	384	1-1-2	2-3-3
1979	339	122	195	22	5,968-1,122	2,375-578	3,593	41/290	3,883	503	287	13	100-845	33-21	45	371	1-7-2	2-10-4
1980	337	143	171	23	5,468-1,075	2,346-594	3,104	31/252	3,356	449	265	25	107-908	27-14	60	454	5-5-9	9-6-14
1981	321	137	158	26	5,880-1,100	2,711-630	3,169	31/245	3,414	439	241	15	103-839	45-20	40	367	2-2-7	5-2-15
1982	180	70	99	11	3,199-579	1,313-296	1,886	25/264	2,150	258	160	14	42-304	29-12	28	226	2-1-6	5-5-9

THE RECORDS



YEAR	TOTAL	1ST DOWNS RUSH	PEN	NET OFFENSE YDS-PLYS	RUSHING YDS-ATT	NET	SACKS	GROSS	PASSING ATT	COMP	INT	PENALTIES NO-YDS	FUMBLES NO-LOST	TDs	POINTS	NFC RANK TOT-RU-PA	NFL RANK TOT-RU-PA
1983	342	109	205	28	5,959-1,110	2,117-519	3,842	37/314	4,156	554	346	25	99-847	30-14	59	479	5-15-4
1984	323	93	202	28	5,320-1,121	1,714-469	3,606	48/389	3,995	604	322	26	100-947	35-17	34	308	7-12-4
1985	336	95	208	33	5,602-1,093	1,741-462	3,861	44/375	4,236	587	344	25	100-759	29-16	43	357	4-9-1
1986	325	98	199	28	5,474-1,054	1,969-447	3,505	60/498	4,003	547	319	24	111-931	44-17	43	346	4-8-4
1987	293	93	176	24	5,056-1,017	1,865-465	3,191	52/403	3,594	500	288	20	131-1,091	30-20	38	340	5-9-5
1988	311	112	175	24	5,483-1,059	1,995-469	3,488	35/239	3,727	555	307	27	141-1,148	22-13	32	265	6-7-5
1989	246	78	145	23	4,294-896	1,409-355	2,885	30/239	3,124	513	266	27	100-771	29-15	25	204	14-12-13
1990	250	88	135	27	4,081-991	1,500-393	2,581	43/317	2,898	475	254	24	98-729	27-9	27	244	14-13-13
1991	304	89	191	24	5,101-971	1,711-433	3,390	38/273	3,663	500	305	12	74-610	23-12	37	342	4-7-5
1992	324	119	183	22	5,606-1,014	2,121-500	3,485	23/112	3,597	491	314	15	91-650	16-9	48	409	2-3-3
1993	322	120	172	30	5,615-994	2,161-490	3,454	29/163	3,617	475	317	6	94-744	33-16	41	376	2-2-3
1994	322	136	160	26	5,321-1,018	1,953-550	3,368	20/93	3,461	448	282	14	100-895	22-10	50	414	4-2-7
1995	364	141	195	28	5,824-1,007	2,201-495	3,623	18/118	3,741	494	322	10	90-695	24-13	51	435	4-1-9
1996	286	105	163	18	4,763-981	1,641-475	3,122	19/127	3,249	487	307	14	103-832	24-15	27	286	11-8-10
1997	279	82	170	27	4,778-1,015	1,637-423	3,141	39/313	3,454	553	314	12	116-1,058	23-11	29	304	8-11-10
1998	308	125	154	29	5,450-992	2,014-499	3,436	19/110	3,546	474	279	8	128-1,108	18-7	42	381	5-4-5
1999	295	129	139	27	5,178-1,024	2,051-493	3,127	24/151	3,278	507	295	13	136-1,196	22-10	42	352	8-3-12
2000	276	116	128	32	4,475-943	1,953-463	2,522	35/249	2,771	445	255	21	108-963	31-18	31	294	13-5-15
2001	247	114	110	23	4,402-952	2,184-505	2,218	34/190	2,408	413	210	20	91-744	25-14	26	246	14-2-15
2002	237	87	129	21	4,375-948	1,754-423	2,621	54/399	3,020	471	252	16	105-974	33/18	26	217	15-10-16
2003	286	115	149	22	5,161-1,062	1,999-515	3,162	37/185	3,347	510	294	21	98-837	26/8	31	289	8-8-9
																	15-12-17

RECORDS



COWBOYS DEFENSE YEAR-BY-YEAR

YEAR	TOTAL	1ST DOWNS RUSH	PASS	PEN	NET OFFENSE YDS-PLYS	RUSHING YDS-ATT	NET	SACKS	GROSS	PASSING ATT	COMP	INT	PENALTIES NO-YDS	FUMBLES NO-LOST	TDs	POINTS	NFC RANK TOT-RU-PA	NFL RANK TOT-RU-PA
1960	216	106	97	13	4,372-858	2,242-445	2,130	20/175	2,305	393	159	15	72-671.5	21-11	44	369		13-13-8
1961	254	122	120	12	4,592-787	2,161-439	2,431	22/204	2,635	326	168	25	38-362	30-18	49	380		10-12-7
1962	274	93	166	15	5,184-848	1,510-386	3,674	25/230	3,904	437	233	20	56-569	33-16	52	402		13-4-14
1963	266	114	139	13	5,325-878	2,094-455	3,231	20/161	3,392	403	202	26	52-479	23-11	48	378		13-14-13
1964	211	71	121	19	3,750-860	1,504-438	2,246	45/325	2,571	377	172	18	75-781	26-20	34	289		2-2-4
1965	240	80	138	22	4,192-885	1,444-422	2,748	39/315	3,063	424	205	18	50-483	37-20	33	280		6-2-9
1966	211	64	140	17	3,558-873	1,176-356	2,382	60/420	2,802	457	212	17	63-778	23-14	29	239		2-1-7
1967	236	64	145	27	3,874-866	1,094-339	2,790	45/377	3,167	482	260	29	64-707	28-18	35	268		7-1-11
1968	202	61	123	18	3,633-863	2,071-480	2,438	51/400	2,838	428	220	26	54-657	21-15	23	186		4-1-11
1969	203	52	141	10	3,707-826	1,050-313	2,657	55/452	3,109	458	235	24	58-680	23-11	28	223		3-1-11
1970	205	87	105	13	3,569-855	1,656-415	1,913	41/313	2,226	399	193	24	70-732	25-14	24	221	4-5-3	4-9-3
1971	200	59	125	16	3,468-817	1,144-353	2,324	43/336	2,660	421	209	26	61-647	40-25	25	222	2-1-9	3-2-19
1972	217	81	113	23	3,755-842	1,515-428	2,240	32/268	2,508	382	187	16	59-586	40-17	28	240	4-1-9	7-1-19
1973	208	83	106	19	3,466-827	1,471-435	1,995	40/306	2,301	352	187	18	52-516	44-23	23	203	2-2-8	5-3-16
1974	199	63	110	26	3,463-803	1,344-417	2,119	47/327	2,856	349	178	13	69-657	31-13	28	235	3-2-8	4-2-14
1975	234	100	113	21	3,739-888	1,699-474	2,040	41/288	2,328	373	162	25	63-639	43-19	33	268	3-3-3	5-4-8
1976	246	113	111	22	3,730-919	1,821-484	1,909	44/327	2,236	391	187	16	71-643	32-12	25	194	5-3-5	7-6-7
1977	205	88	94	23	3,213-880	1,651-457	1,562	53/429	1,991	370	154	21	78-731	22-10	26	212	1-1-2	1-3-2
1978	232	83	128	21	4,009-967	1,721-477	2,288	58/442	2,730	432	202	23	95-783	27-13	25	208	2-1-3	2-1-5
1979	259	105	135	19	4,586-978	2,115-500	2,471	43/362	2,883	435	207	13	70-704	20-10	38	313	4-4-3	8-11-3
1980	296	98	160	28	5,279-996	2,069-469	3,205	43/358	3,563	484	231	27	106-989	33-20	38	311	7-7-7	17-18-16
1981	287	107	160	18	5,419-1,021	2,049-468	3,370	42/347	3,717	511	236	37	104-837	43-16	34	277	13-8-13	20-16-21
1982	163	57	95	11	2,753-581	1,011-260	1,742	32/260	2,002	289	152	15	52-431	20-10	17	145	7-7-5	11-13-11

YEAR	TOTAL	1ST DOWNS		NET OFFENSE		RUSHING YDS-ATT	NET	SACKS	PASSING		INT	PENALTIES NO-YDS	FUMBLES NO-LOST	TDs	POINTS	NFC RANK TOT-RU-PA	NFL RANK TOT-RU-PA	
		RUSH	PASS	YDS-PLAYS	PEN				GROSS	ATT								COMP
1983	286	82	181	23	5,427-1,025	1,499-410	3,928	57/437	4,365	558	299	27	100-873	31-21	42	360	10-2-13	17-27-27
1984	283	106	155	22	5,036-1,094	2,226-510	2,810	57/390	3,200	527	250	28	93-854	35-16	36	308	3-11-3	7-24-5
1985	312	98	193	21	5,608-1,076	1,853-465	3,755	62/459	4,214	549	279	33	108-990	24-15	40	333	11-6-13	20-11-26
1986	286	118	148	20	4,985-1,017	2,200-500	2,785	53/364	3,149	464	226	17	90-817	29-18	41	337	7-11-3	10-23-3
1987	294	85	175	34	5,061-1,012	1,617-459	3,444	51/337	3,781	502	269	23	100-857	29-20	42	348	9-4-13	20-6-27
1988	297	93	180	24	5,414-1,023	1,856-454	3,556	46/327	3,863	523	264	10	92-772	24-9	44	381	12-10-12	20-13-24
1989	321	116	183	22	5,556-1,060	1,991-543	3,565	29/183	3,748	488	301	7	102-723	22-10	44	393	9-10-8	20-18-20
1990	280	109	153	18	4,615-988	1,976-482	2,639	36/292	2,931	470	271	11	104-911	32-19	36	308	4-9-1	10-18-2
1991	299	103	180	16	5,066-963	1,571-400	3,495	23/151	3,646	540	320	12	97-801	23-11	32	310	12-6-13	17-8-23
1992	241	68	147	26	3,933-873	1,244-345	2,689	44/347	3,036	484	263	17	94-727	25-14	29	243	1-1-2	1-1-5
1993	297	94	176	27	4,767-1,012	1,651-423	3,116	34/231	3,347	555	334	14	87-653	22-14	23	229	7-5-77	10-11-107
1994	273	86	157	30	4,313-1,006	1,561-437	2,752	47/299	3,051	522	269	22	102-826	15-9	27	248	1-5-1	1-10-1
1995	303	113	165	25	5,044-1,001	1,772-442	3,272	36/219	3,491	523	293	19	112-913	16-6	32	291	4-9-4	9-16-8
1996	260	89	144	27	4,382-958	1,576-437	2,806	37/219	3,025	484	271	19	94-717	26-14	24	250	2-5-2	3-10-2
1997	281	104	139	38	4,516-1,022	1,994-511	2,522	38/195	2,717	473	253	7	99-757	27-12	36	314	2-12-1	2-24-1
1998	276	84	162	30	5,164-988	1,619-401	3,545	34/222	3,767	553	290	14	120-917	23-12	32	275	9-6-12	18-12-22
1999	266	81	154	31	4,840-997	1,442-417	3,398	35/217	3,615	545	297	24	107-862	23-9	28	276	3-3-4	9-6-13
2000	309	137	145	27	5,329-1,021	2,636-538	2,693	25/189	2,882	458	277	16	108-999	23-9	41	361	9-15-2	19-31-3
2001	272	90	160	22	4,599-985	1,710-472	2,889	24/130	3,019	489	287	9	69-634	29-16	37	338	2-6-2	4-13-3
2002	291	90	178	23	5,267-1,079	1,818-481	3,449	24/137	3,586	574	334	19	119-919	23-11	35	325	9-8-10	18-15-19
2003	228	67	127	33	4,056-937	1,425-413	2,631	32/189	2,820	492	239	13	88-763	24-12	28	260	1-1-1	1-3-1



Cowboys Leaders By Years

RUSHING

Year	Player	Att.	Yds.	Avg.	Long	TD	NFL/NFC Rank
1960	Dupre, L.G.	104	362	3.5	18	3	20
1961	*Perkins, Don	200	815	4.1	47	4	6
1962	Perkins, Don	222	945	4.3	35	7	5
1963	Perkins, Don	149	614	4.1	19t	7	10
1964	Perkins, Don	174	768	4.4	59	6	5
1965	Perkins, Don	177	690	3.9	43	0	7
1966	Reeves, Dan	175	757	4.3	67t	8	6
1967	Perkins, Don	201	823	4.1	30	6	6
1968	Perkins, Don	191	836	4.4	28t	4	6
1969	*Hill, Calvin	204	942	4.6	55	8	2
1970	*Thomas, Duane	151	803	5.3	47t	5	8/5
1971	Thomas, Duane	175	793	4.5	56t	11	11/7
1972	Hill, Calvin	245	1,036	4.2	26	6	7/3
1973	Hill, Calvin	273	1,142	4.2	21	6	3/2
1974	Hill, Calvin	185	844	4.6	27	7	8/3
1975	Newhouse, Robert	209	930	4.4	29	2	9/4
1976	Dennison, Doug	153	542	3.5	14	6	35/18
1977	*Dorsett, Tony	208	1,007	4.8	84t	12	9/4
1978	Dorsett, Tony	290	1,325	4.6	63t	7	3/2
1979	Dorsett, Tony	250	1,107	4.4	41	6	11/8
1980	Dorsett, Tony	278	1,185	4.3	56	11	6/6
1981	Dorsett, Tony	342	1,646	4.8	75t	4	2/2
1982	Dorsett, Tony	177	745	4.2	99t	5	2/1
1983	Dorsett, Tony	289	1,321	4.6	77	8	6/5
1984	Dorsett, Tony	302	1,189	3.9	31t	8	7/7
1985	Dorsett, Tony	305	1,307	4.3	60t	7	6/4
1986	Dorsett, Tony	184	748	4.1	33	5	19/11
1987	Walker, Herschel	209	891	4.3	60t	7	6/3
1988	Walker, Herschel	361	1,514	4.2	38	5	2/1
1989	Palmer, Paul	112	446	4.0	63t	2	39/18
1990	*Smith, Emmitt	241	937	3.9	48t	11	10/5
1991	Smith, Emmitt	365	1,563	4.3	75t	12	1/1
1992	Smith, Emmitt	373	1,713	4.6	68t	18	1/1
1993	Smith, Emmitt	283	1,486	5.3	62t	9	1/1
1994	Smith, Emmitt	368	1,484	4.0	46	21	3/2
1995	Smith, Emmitt	377	1,773	4.7	60t	25	1/1
1996	Smith, Emmitt	327	1,204	3.7	42	12	8/4
1997	Smith, Emmitt	261	1,074	4.1	44	4	12/5
1998	Smith, Emmitt	319	1,332	4.2	32	13	5/4
1999	Smith, Emmitt	329	1,397	4.2	63t	11	4/2
2000	Smith, Emmitt	294	1,203	4.1	52	9	13/4
2001	Smith, Emmitt	261	1,021	3.9	44	3	15/7
2002	Smith, Emmitt	254	975	3.8	30t	5	20/8
2003	Hambrick, Troy	275	972	3.5	42	5	19/8

PASSING

Year	Player	Att.	Comp.	Pct.	Yds.	TD	Int.	Rating	NFL/NFC Rank
1960	LeBaron, Eddie	225	111	49.3	1,736	12	25	53.4	8
1961	LeBaron, Eddie	236	120	50.8	1,741	14	16	66.5	9
1962	LeBaron, Eddie	166	95	57.2	1,436	16	9	95.3	3
1963	Meredith, Don	310	167	53.9	2,381	17	18	73.2	10
1964	Meredith, Don	323	158	48.9	2,143	9	16	67.3	15
1965	Meredith, Don	305	141	46.2	2,415	22	13	79.7	8
1966	Meredith, Don	344	177	51.5	2,805	24	12	87.7	4
1967	Meredith, Don	255	128	50.2	1,834	16	16	68.6	8
1968	Meredith, Don	309	171	55.3	2,500	21	12	88.3	2
1969	Morton, Craig	302	162	53.6	2,619	21	15	85.4	5
1970	Morton, Craig	207	102	49.3	1,819	15	7	89.7	5/4
1971	Staubach, Roger	211	126	59.7	1,882	15	4	104.8	1/1
1972	Morton, Craig	339	185	54.6	2,396	15	21	65.9	15/7
1973	Staubach, Roger	286	179	62.6	2,428	23	15	94.6	1/1
1974	Staubach, Roger	360	190	52.8	2,552	11	15	68.5	14/7
1975	Staubach, Roger	348	198	56.9	2,666	17	16	78.6	8/2
1976	Staubach, Roger	369	208	56.4	2,715	14	11	79.9	8/5
1977	Staubach, Roger	361	210	58.2	2,620	18	9	87.1	2/1
1978	Staubach, Roger	413	231	55.9	3,190	25	16	84.9	1/1
1979	Staubach, Roger	461	267	57.9	3,586	27	11	92.4	1/1
1980	White, Danny	436	260	59.6	3,287	28	25	80.8	9/7

* Rookie

THE RECORDS

PASSING (cont.)

Year	Player	Att.	Comp.	Pct.	Yds.	TD	Int.	NFL/NFC	
								Rating	Rank
1981	White, Danny	391	223	57.0	3,098	22	13	87.5	5/2
1982	White, Danny	247	156	63.2	2,079	16	12	91.1	4/2
1983	White, Danny	533	334	62.7	3,980	29	23	85.6	9/6
1984	White, Danny	233	126	54.1	1,580	11	11	71.5	22/11
1985	White, Danny	450	267	59.3	3,157	21	17	80.6	9/4
1986	Pelluer, Steve	378	215	56.9	2,727	8	17	67.9	20/9
1987	White, Danny	362	215	59.4	2,617	12	17	73.2	19/9
1988	Pelluer, Steve	435	245	56.3	3,139	17	19	73.9	16/9
1989	*Aikman, Troy	293	155	52.9	1,749	9	18	55.7	27/14
1990	Aikman, Troy	399	226	56.6	2,579	11	18	66.6	27/14
1991	Aikman, Troy	363	237	65.3	2,754	11	10	86.7	6/4
1992	Aikman, Troy	473	302	63.8	3,445	23	14	89.5	3/3
1993	Aikman, Troy	392	271	69.1	3,100	15	6	99.0	2/2
1994	Aikman, Troy	361	233	64.5	2,676	13	12	84.9	6/4
1995	Aikman, Troy	432	280	64.8	3,304	16	7	93.6	3/2
1996	Aikman, Troy	465	296	63.7	3,126	12	13	80.1	12/5
1997	Aikman, Troy	518	292	56.4	3,283	19	12	78.0	17/8
1998	Aikman, Troy	315	187	59.4	2,330	12	5	88.5	8/4
1999	Aikman, Troy	442	263	59.5	2,964	17	12	81.1	14/8
2000	Aikman, Troy	262	156	59.5	1,632	7	14	64.3	32/16
2001	*Carter, Quincy	176	90	51.1	1,072	5	7	63.0	DNQ
2002	*Hutchinson, Chad	250	127	50.8	1,555	7	8	66.3	29/14
2003	Carter, Quincy	505	292	57.8	3,302	17	21	71.4	24/11

RECEIVING

Year	Player	No.	Yds.	Avg.	Long	TD	NFL/NFC	
							Rank	Rank
1960	Doran, Jim	31	554	17.9	75t	3		21
1961	Howton, Billy	56	785	14.0	53	4		6
1962	Howton, Billy	49	706	14.4	69t	6		15
1963	Clarke, Frank	43	833	19.4	75t	10		3
1964	Clarke, Frank	65	973	15.0	49	5		3
1965	*Hayes, Bob	46	1,003	21.8	82t	12		13
1966	Hayes, Bob	64	1,232	19.3	95t	13		4
1967	Rentzel, Lance	58	996	17.2	74t	8		6
1968	Rentzel, Lance	54	1,009	18.7	65t	6		3
1969	Rentzel, Lance	43	960	22.3	75t	12		20
1970	Hayes, Bob	34	889	26.1	89t	10		45/26
1971	Garrison, Walt	40	396	9.9	36	1		23/10
1972	Hill, Calvin	43	364	8.5	33t	3		18/9
1973	Hill, Calvin	32	290	9.1	29	0		36/21
1974	Pearson, Drew	62	1,087	17.9	50t	2		3/2
1975	Pearson, Drew	46	822	17.9	46t	8		16/9
1976	Pearson, Drew	58	806	13.9	54	6		4/1
1977	Pearson, Drew	48	870	18.1	67	2		9/3
1978	Pearson, Preston	47	526	11.2	34	0		26/15
1979	Hill, Tony	60	1,062	17.7	75t	10		12/6
1980	Hill, Tony	60	1,055	17.6	58t	8		16/9
1981	Hill, Tony	46	953	20.7	63t	4		47/26
	Spring, Ron	46	359	7.8	32t	2		
1982	Hill, Tony	35	526	15.0	47	1		22/8
1983	Spring, Ron	73	589	8.1	80t	1		9/4
1984	Cosbie, Doug	60	789	13.2	36	4		28/12
1985	Hill, Tony	74	1,113	15.0	53t	7		9/3
1986	Walker, Herschel	76	837	11.0	84t	2		9/4
1987	Walker, Herschel	60	715	11.9	44	1		5/4
1988	Alexander, Ray	54	788	14.6	50t	6		34/21
1989	Martin, Kelvin	46	644	14.0	46	2		53/26
1990	Martin, Kelvin	64	732	11.4	45	0		17/9
1991	Irvin, Michael	93	1,523	16.4	66t	8		2/1
1992	Irvin, Michael	78	1,396	17.9	87t	7		7/4
1993	Irvin, Michael	88	1,330	15.1	61t	7		3/3
1994	Irvin, Michael	79	1,241	15.7	65t	6		13/8
1995	Irvin, Michael	111	1,603	14.4	50	10		5/5
1996	Irvin, Michael	64	962	15.0	61	2		27/15
1997	Irvin, Michael	75	1,180	15.7	55	9		12/7
1998	Irvin, Michael	74	1,057	14.3	51	1		14/6
1999	Ismael, Raghib	80	1,097	13.7	76t	6		12/8
2000	McKnight, James	52	926	17.8	48	2		61/31
2001	Ismael, Raghib	53	834	15.7	80t	2		54/24
2002	Galloway, Joey	61	908	14.9	80t	6		39/18
2003	Anderson, Richie	69	493	7.1	37	4		21/10

* Rookie



THE RECORDS

PUNTING

Year	Player	No.	Yards	Avg.	TB	IN20	Long	Had Blk	NFL/NFC Rank
1960	Sherer, Dave	57	2,420	42.5	4	15	67	0	39.5
1961	*Green, Allen	60	2,236	37.3	3	6	53	1	32.5
1962	Baker, Sam	57	2,589	45.4	4	13	72	0	40.7
1963	Baker, Sam	71	3,138	44.2	4	13	64	0	40.6
1964	*Lothridge, Billy	62	2,501	40.3	5	17	75	0	38.1
1965	Villanueva, Danny	60	2,505	41.8	8	11	58	0	37.9
1966	Villanueva, Danny	64	2,551	39.9	3	14	58	1	36.7
1967	Villanueva, Danny	67	2,707	40.4	4	9	57	0	35.2
1968	Widby, Ron	59	2,415	40.9	7	17	84	0	36.4
1969	Widby, Ron	63	2,729	43.3	4	9	62	0	37.2
1970	Widby, Ron	68	2,847	41.9	6	10	59	1	35.4
1971	Widby, Ron	55	2,329	42.3	6	8	59	1	35.3
1972	*Bateman, Marv	51	1,949	38.2	3	4	61	0	36.2
1973	Bateman, Marv	53	2,290	43.2	5	14	62	2	37.1
1974	*Carrell, Duane	40	1,591	39.8	5	15	59	0	31.4
1975	*Hoopes, Mitch	67	2,676	39.9	8	15	55	1	33.2
1976	White, Danny	70	2,690	38.4	12	13	54	2	30.5
1977	White, Danny	80	3,171	39.6	10	25	57	1	33.2
1978	White, Danny	76	3,076	40.5	11	16	56	1	33.1
1979	White, Danny	76	3,168	41.7	9	21	73	0	36.0
1980	White, Danny	71	2,903	40.9	11	17	58	0	34.9
1981	White, Danny	81	3,284	40.8	7	19	60	0	36.0
1982	White, Danny	37	1,542	41.7	2	6	56	0	37.4
1983	White, Danny	38	1,543	40.6	3	6	50	1	32.9
1984	White, Danny	82	3,151	38.4	8	21	54	0	34.6
1985	Saxon, Mike	81	3,396	41.9	10	20	57	1	35.5
1986	Saxon, Mike	86	3,498	40.7	10	28	58	1	34.5
1987	Saxon, Mike	88	2,685	39.5	5	20	63	0	34.2
1988	Saxon, Mike	80	3,271	40.9	15	24	55	0	34.2
1989	Saxon, Mike	79	3,233	40.9	6	19	56	2	34.3
1990	Saxon, Mike	79	3,413	43.2	8	20	62	0	35.6
1991	Saxon, Mike	57	2,426	42.6	5	16	64	0	36.8
1992	Saxon, Mike	61	2,620	43.0	9	19	58	0	33.5
1993	*Jett, John	56	2,342	41.8	3	22	59	0	37.7
1994	Jett, John	70	2,935	41.9	4	26	58	0	35.4
1995	Jett, John	53	2,166	40.9	6	17	58	0	34.5
1996	Jett, John	74	3,150	42.6	9	22	60	0	36.8
1997	*Gowin, Toby	86	3,592	41.8	9	26	72	0	35.4
1998	Gowin, Toby	77	3,342	43.4	14	31	65	1	36.6
1999	Gowin, Toby	81	3,500	43.2	10	24	64	0	35.1
2000	*Knorr, Micah	58	2,485	42.8	8	12	60	0	35.8
2001	Knorr, Micah	78	3,135	40.2	6	25	57	3	31.1
2002	Knorr, Micah	47	1,928	41.0	4	11	56	0	35.1
2003	Gowin, Toby	94	3,665	39.0	8	25	59	0	34.9

SCORING

Year	Player	TD	PAT	TWO PT	FG	Tot.	NFL/NFC Rank
1960	Cone, Fred	0	21	-	6	39	27
1961	Clarke, Frank	9	0	-	0	54	22
1962	Baker, Sam	0	50	-	14	92	6
1963	Baker, Sam	0	38	-	9	65	14
1964	*Van Raaphorst, Dick	0	28	-	14	70	13
1965	Villanueva, Danny	0	37	-	16	85	10
1966	Villanueva, Danny	0	56	-	17	107	2
1967	Hayes, Bob	11	0	-	0	66	16
	Reeves, Dan	11	0	-	0	66	
1968	Clark, Mike	0	54	-	17	105	2
1969	Clark, Mike	0	43	-	20	103	2
1970	Clark, Mike	0	35	-	18	89	12/8
1971	Clark, Mike	0	47	-	13	86	13/7
1972	Fritsch, Toni	0	36	-	21	99	7/3
1973	Fritsch, Toni	0	43	-	18	97	11/7
1974	*Herrera, Efen	0	33	-	8	57	26/9
1975	Fritsch, Toni	0	38	-	22	104	3/2
1976	Herrera, Efen	0	34	-	18	88	6/4
1977	Herrera, Efen	0	39	-	18	93	3/2
1978	Septien, Rafael	0	46	-	16	94	5/2
1979	Septien, Rafael	0	40	-	19	97	8/3
1980	Septien, Rafael	0	59	-	11	92	13/6
1981	Septien, Rafael	0	40	-	27	121	1/1
1982	Septien, Rafael	0	28	-	10	58	11/5
1983	Septien, Rafael	0	57	-	22	123	5/5
1984	Septien, Rafael	0	33	-	23	102	13/6
1985	Septien, Rafael	0	42	-	19	99	17/8
1986	Septien, Rafael	0	43	-	15	88	20/9

* Rookie



SCORING (cont.)

Year	Player	TD	PAT	TWO PT	FG	Tot.	NFL/NFC Rank
1987	Ruzek, Roger	0	26	-	22	92	5/3
1988	Ruzek, Roger	0	27	-	12	63	36/17
1989	Ruzek, Roger	0	14	-	5	29	DNQ
1990	*Willis, Ken	0	26	-	18	80	25/13
1991	Willis, Ken	0	37	-	27	118	3/2
1992	*Elliott, Lin	0	47	-	24	119	4/3
1993	Murray, Eddie	0	38	-	28	122	6/3
1994	Smith, Emmitt	22	0	-	0	132	2/1
1995	Smith, Emmitt	25	0	0	0	150	1/1
1996	Boniol, Chris	0	24	0	32	120	6/4
1997	Cunningham, Richie	0	24	0	34	126	2/1
1998	Cunningham, Richie	0	40	0	29	127	5/3
1999	Smith, Emmitt	13	0	0	0	78	31/15
2000	*Seder, Tim	1	27	0	25	108	14/7
2001	Seder, Tim	1	12	0	11	51	53/23
2002	*Cundiff, Billy	0	25	0	12	61	43/20
2003	Cundiff, Billy	0	30	0	23	99	23/12

FIELD GOALS

Year	Player	Att.	Made	Pct.	Long	NFL/NFC Rank
1960	Cone, Fred	13	6	.462	45	12
1961	Bielski, Dick	9	6	.667	42	13
1962	Baker, Sam	27	14	.519	53	3
1963	Baker, Sam	20	9	.450	53	12
1964	*Van Raaphorst, Dick	29	14	.483	43	8
1965	Villaneuva, Danny	27	16	.593	41	7
1966	Villaneuva, Danny	31	17	.548	37	8
1967	Villaneuva, Danny	23	9	.391	34	14
1968	Clark, Mike	29	17	.586	50	7
1969	Clark, Mike	36	20	.555	47	5
1970	Clark, Mike	27	18	.667	43	7/4
1971	Clark, Mike	25	13	.520	48	19/9
1972	Fritsch, Toni	36	21	.583	54	18/8
1973	Fritsch, Toni	28	18	.643	37	12/4
1974	*Herrera, Eflen	13	6	.615	39	11/5
1975	Fritsch, Toni	35	22	.629	43	14/8
1976	Herrera, Eflen	23	18	.783	46	1/1
1977	Herrera, Eflen	29	18	.621	52	12/1
1978	Septien, Rafael	26	16	.615	48	17/9
1979	Septien, Rafael	29	19	.655	51	9/4
1980	Septien, Rafael	17	11	.647	52	13/7
1981	Septien, Rafael	35	27	.771	47	4/3
1982	Septien, Rafael	14	10	.714	53	13/6
1983	Septien, Rafael	27	22	.815	47	7/3
1984	Septien, Rafael	29	23	.793	52	4/3
1985	Septien, Rafael	28	19	.679	53	18/9
1986	Septien, Rafael	21	15	.714	50	11/5
1987	Ruzek, Roger	25	22	.880	49	2/1
1988	Ruzek, Roger	22	12	.546	50	25/14
1989	Zendejas, Luis	9	5	.556	47	DNQ
1990	*Willis, Ken	25	18	.720	49	17/8
1991	Willis, Ken	39	27	.692	54	21/11
1992	*Elliott, Lin	35	24	.686	53	18/10
1993	Murray, Eddie	33	28	.848	52	5/3
1994	*Boniol, Chris	29	22	.759	47	18/6
1995	Boniol, Chris	28	27	.964	45	1/1
1996	Boniol, Chris	36	32	.889	52	1/2
1997	Cunningham, Richie	37	34	.919	53	2/1
1998	Cunningham, Richie	35	29	.829	54	11/5
1999	Cunningham, Richie	22	12	.545	47	30/15
2000	*Seder, Tim	33	25	.758	48	20/11
2001	Hilbert, Jon	15	11	.733	43	31/15
2002	*Cundiff, Billy	17	11	.647	46	
2003	Cundiff, Billy	19	12	.632	48	30/15
		29	23	.793	52	16/6

KICKOFF RETURNS

Year	Player	No.	Yds.	Avg.	Long	TD	NFL/NFC Rank
1960	Franchauser, Tom	25	509	19.8	46	0	19
1961	*Marsh, Amos	26	667	25.7	79	0	13
1962	Marsh, Amos	29	725	25.0	101t	1	10
1963	*Stiger, Jim	18	432	24.0	66	0	12

* Rookie



THE RECORDS

KICKOFF RETURNS (cont.)

Year	Player	No.	Yds.	Avg.	Long	TD	NFL/NFC
							Rank
1964	*Renfro, Mel	40	1,017	25.4	65	0	7
1965	Renfro, Mel	21	630	30.0	100t	1	4
1966	Renfro, Mel	19	487	25.6	87t	1	9
1967	Garrison, Walt	20	366	18.3	36	0	23
1968	Baynham, Craig	23	590	25.7	40	0	7
1969	*Flowers, Richmond	11	283	25.7	30	0	29
1970	*Thomas, Duane	19	416	21.9	33	0	23/10
1971	Harris, Cliff	29	823	28.4	77	0	4/4
1972	Harris, Cliff	26	615	23.7	44	0	23/11
1973	Montgomery, Mike	6	175	29.2	63	0	DNQ
1974	*Morgan, Dennis	35	823	23.5	43	0	21/11
1975	Pearson, Preston	16	391	24.4	42	0	13/7
1976	*Johnson, Butch	28	693	24.8	74	0	11/5
1977	Johnson, Butch	22	536	24.4	64	0	9/5
1978	Johnson, Butch	29	603	20.8	56	0	27/12
1979	*Springs, Ron	38	780	20.5	70	0	25/12
1980	*Jones, James	32	720	22.5	41	0	11/6
1981	Jones, James	27	517	19.1	33	0	36/17
1982	Fellows, Ron	16	359	22.4	35	0	16/9
1983	Fellows, Ron	43	855	19.9	53	0	26/12
1984	Allen, Gary	33	666	20.2	34	0	24/11
1985	*Lavette, Robert	34	682	20.1	34	0	27/13
1986	Lavette, Robert	36	699	19.4	37	0	27/12
1987	Clack, Darryl	29	635	21.9	48	0	9/7
1988	Burbage, Cornell	20	448	22.4	53	0	9/2
1989	*Dixon, James	47	1,181	25.1	97t	1	5/2
1990	Dixon, James	36	736	20.4	47	0	13/7
1991	Wright, Alexander	21	514	24.5	102t	1	3/2
1992	Martin, Kelvin	24	503	21.0	59	0	13/10
1993	*Williams, Kevin	31	689	22.2	49	0	8/6
1994	Williams, Kevin	43	1,148	26.7	87t	1	4/3
1995	Williams, Kevin	49	1,108	22.6	43	0	16/6
1996	Walker, Herschel	27	779	28.9	89	0	2/2
1997	Walker, Herschel	50	1,167	23.3	49	0	16/10
1998	Mathis, Kevin	25	621	24.8	42	0	13/6
1999	Tucker, Jason	22	613	27.9	79	0	2/2
2000	Tucker, Jason	51	1,099	21.5	90	0	27/13
2001	Swinton, Reggie	56	1,327	23.7	77	0	9/7
2002	Swinton, Reggie	28	697	24.9	100t	1	10/6
2003	*Smith, Zurie	23	495	21.5	54	0	26/14

PUNT RETURNS

Year	Player	No.	Yds.	Avg.	Long	TD	NFL/NFC
							Rank
1960	Butler, Bill	13	131	10.1	46	0	2
1961	*Marsh, Amos	14	71	5.1	19	0	14
1962	Lockett, J.W.	8	45	5.6	17	0	14
1963	*Stiger, Jim	14	141	10.1	45	0	6
1964	*Renfro, Mel	32	418	13.1	69t	1	3
1965	Renfro, Mel	24	145	6.0	35	0	9
1966	Hayes, Bob	17	106	6.2	18	0	7
1967	Hayes, Bob	24	276	11.5	69t	1	2
1968	Hayes, Bob	15	312	20.8	90t	2	1
1969	Hayes, Bob	18	179	9.9	50	0	3
1970	Hayes, Bob	15	116	7.7	34	0	20/7
1971	Harris, Cliff	17	129	7.6	35	0	11/4
1972	Harris, Cliff	19	78	4.1	21	0	21/11
1973	*Richards, Golden	21	139	6.6	46	0	23/10
1974	*Morgan, Dennis	19	287	15.1	98t	1	3/2
1975	Richards, Golden	28	288	10.3	43t	1	12/5
1976	*Johnson, Butch	45	489	10.9	55	0	8/4
1977	Johnson, Butch	50	423	8.5	38	0	20/7
1978	Johnson, Butch	51	401	7.9	23	0	18/9
1979	*Wilson, Steve	35	236	6.8	13	0	20/7
1980	*Jones, James	54	548	10.1	52	0	5/4
1981	Jones, James	33	188	5.7	17	0	28/14
1982	Fellows, Ron	25	189	7.6	17	0	18/8
1983	Hill, Rod	30	232	7.7	37	0	20/10
1984	Allen, Gary	54	446	8.3	18	0	16/8
1985	Bates, Bill	22	152	6.9	21	0	20/8
1986	Banks, Gordon	27	160	5.9	20	0	22/11
1987	*Martin, Kelvin	22	216	9.8	38	0	12/7
1988	Martin, Kelvin	44	360	8.2	21	0	17/7
1989	Shepard, Derrick	24	160	6.7	17	0	-
1990	Shepard, Derrick	20	121	6.1	13	0	20/13
1992	Martin, Kelvin	42	532	12.7	79t	2	2/2
1991	Martin, Kelvin	21	244	11.6	85t	1	3/3
1993	*Williams, Kevin	36	381	10.6	64t	2	8/3

* Rookie



PUNT RETURNS (cont.)

Year	Player	No.	Yds.	Avg.	Long	TD	NFL/NFC Rank
1994	Williams, Kevin	39	349	8.9	83t	1	13/6
1995	Williams, Kevin	18	166	9.2	30	0	DNQ
1996	Martin, Kelvin	41	373	9.1	22	0	16/7
1997	Sanders, Deion	33	407	12.3	83t	1	5/3
1998	Sanders, Deion	24	375	15.6	69t	2	1/1
1999	Sanders, Deion	30	344	11.5	76	1	7/4
2000	McGarity, Wane	30	353	11.8	64t	2	8/3
2001	Swinton, Reggie	31	414	13.4	65t	1	3/2
2002	Galloway, Joey	15	181	12.1	71	0	DNQ
2003	Galloway, Joey	20	178	8.9	36	0	20/8

INTERCEPTIONS

Year	Player	No.	Yds.	Avg.	Long	TD	NFL/NFC Rank
1960	Bishop, Don	3	13	4.3	13	0	25
	Franchhauser, Tom	3	11	3.7	9	0	
1961	Bishop, Don	8	172	21.5	57	0	2
1962	Bishop, Don	6	134	22.3	44	0	9
1963	Green, Cornell	7	211	30.1	55	0	6
1964	*Renfro, Mel	7	110	15.7	39t	1	4
1965	Green, Cornell	3	49	16.3	43	0	27
	Livingston, Warren	3	5	1.7	5	0	
	*Logan, Obert	3	5	1.7	3	0	
1966	Green, Cornell	4	88	22.0	41	1	21
1967	Green, Cornell	7	52	7.4	28	0	7
	Renfro, Mel	7	38	5.4	30	0	
1968	Howley, Chuck	6	115	19.2	58	1	11
1969	Renfro, Mel	10	118	11.8	41	0	1
1970	*Waters, Charlie	5	45	9.0	20	0	16/9
1971	Adderley, Herb	6	182	30.3	46	0	9/4
1972	Waters, Charlie	6	132	22.0	56	1	7/3
1973	Jordan, Lee Roy	6	78	13.0	31t	1	4/2
1974	Harris, Cliff	3	8	2.7	8	0	42/20
1975	Jordan, Lee Roy	6	80	13.3	38	0	7/4
1976	Washington, Mark	4	49	12.3	22	0	24/11
1977	Harris, Cliff	5	7	1.4	7	0	16/7
1978	Barnes, Benny	5	72	14.4	38	0	25/14
1979	Hughes, Randy	2	91	45.5	68	0	93/45
	Harris, Cliff	2	35	17.5	20	0	
	Barnes, Benny	2	20	10.0	11	0	
	Lewis, D.D.	2	8	4.0	5	0	
	Kyle, Aaron	2	0	0.0	0	0	
1980	Thurman, Dennis	5	114	22.8	78t	1	24/10
	Waters, Charlie	5	78	15.6	29	0	
1981	*Walls, Everson	11	133	12.1	33	0	1/1
1982	Walls, Everson	7	61	8.7	37	0	1/1
1983	Thurman, Dennis	6	49	8.2	34	0	15/8
1984	Downs, Michael	7	126	18.0	27t	1	4/2
1985	Walls, Everson	9	31	3.4	19	0	1/1
1986	Downs, Michael	6	54	9.0	31	0	11/7
1987	Walls, Everson	5	38	7.6	30	0	7/4
1988	Williams, Robert	2	18	9.0	12	0	81/47
	Downs, Michael	2	3	1.5	3	0	
	Walls, Everson	2	0	0.0	0	0	
1989	Lockhart, Eugene	2	14	7.0	12	0	81/41
1990	Holt, Issiac	3	72	24.0	64t	1	33/17
	Washington, James	3	24	8.0	13	0	
1991	Holt, Issiac	4	2	0.5	2	0	23/13
1992	Washington, James	3	31	10.3	16	0	43/20
	Gant, Kenneth	3	19	6.3	11	0	
1993	Smith, Kevin	6	56	9.3	32t	1	7/2
1994	Woodson, Darren	5	140	28.0	94t	1	10/5
	Washington, James	5	43	8.6	25	0	
1995	Brown, Larry	6	124	20.7	65t	2	5/4
	Marion, Brock	6	40	6.7	32t	1	
1996	Smith, Kevin	5	45	9.0	24	0	11/6
	Woodson, Darren	5	43	8.6	21	0	
1997	Sanders, Deion	2	81	40.5	50t	1	51/34
	*Stoutmire, Omar	2	8	4.0	8	0	
1998	Sanders, Deion	5	153	30.6	71t	1	14/5
1999	Coakley, Dexter	4	119	29.8	46t	1	25/12
2000	Sparks, Phillippi	5	59	11.8	43	0	17/9
2001	Woodson, Darren	3	11	3.7	6	0	35/21
2002	*Williams, Roy	5	90	18.0	85t	2	10/4
	*Ross, Derek	5	17	3.4	12	0	
2003	*Newman, Terence	4	23	5.8	25	0	21/10

* Rookie



THE RECORDS

TACKLES

Year	Player	Solo	Assists	Total
1979	Breunig, Bob	81	- 86	- 167
1980	Breunig, Bob	69	- 60	- 129
1981	Breunig, Bob	63	- 51	- 114
1982	Downs, Michael	49	- 21	- 70
1983	Breunig, Bob	69	- 57	- 126
1984	Downs, Michael	96	- 40	- 136
1985	Lockhart, Eugene	69	- 59	- 128
1986	Lockhart, Eugene	77	- 44	- 121
1987	Downs, Michael	58	- 28	- 86
1988	Bates, Bill	85	- 39	- 124
1989	Lockhart, Eugene	154	- 68	- 222
1990	Lockhart, Eugene	72	- 67	- 139
1991	Del Rio, Jack	77	- 53	- 130
1992	Norton, Ken	64	- 56	- 120
1993	Norton, Ken	93	- 66	- 159
1994	Jones, Robert	83	- 79	- 162
1995	Woodson, Darren	90	- 54	- 144
1996	Strickland, Fred	87	- 66	- 153
1997	Marion, Brock	92	- 66	- 158
1998	Woodson, Darren	74	- 62	- 136
1999	Godfrey, Randall	95	- 48	- 143
2000	Hambrick, Darren	78	- 76	- 154
2001	Nguyen, Dat	104	- 68	- 172
2002	Coakley, Dexter	99	- 74	- 173
2003	Nguyen, Dat	93	- 47	- 140

SACKS

Year	Player	Sacks
1960	Gonzaga, John	2.0
1961	Borden, Nate	3.0
	Howley, Chuck	3.0
	Lilly, Bob	3.0
1962	Lilly, Bob	10.0
1963	Lilly, Bob	5.0
1964	Andrie, George	12.5
1965	Andrie, George	14.5
1966	Andrie, George	18.5
1967	Andrie, George	11.5
1968	Pugh, Jethro	15.5
1969	Pugh, Jethro	13.0
1970	Pugh, Jethro	13.5
1971	Pugh, Jethro	13.0
1972	Pugh, Jethro	7.5
1973	Toomay, Pat	10.5
1974	Martin, Harvey	7.5
1975	Martin, Harvey	9.5
1976	Martin, Harvey	14.5
1977	Martin, Harvey	23.0
1978	White, Randy	16.0
1979	Martin, Harvey	8.5
1980	Martin, Harvey	12.0
1981	Jones, Ed	9.5
1982	Martin, Harvey	8.0
1983	White, Randy	12.5
1984	White, Randy	12.5
1985	Jones, Ed	13.0
1986	Jeffcoat, Jeff	14.0
1987	Jones, Ed	10.0
1988	Cobb, Reggie	7.5
	Noonan, Danny	7.5
1989	Jeffcoat, Jim	11.5
1990	Stubbs, Daniel	7.5
	Jones, Jimmie	7.5
1991	Tolbert, Tony	7.0
1992	Jeffcoat, Jim	10.5
1993	Tolbert, Tony	7.5
1994	Haley, Charles	12.5
1995	Haley, Charles	10.5
1996	Tolbert, Tony	12.0
1997	Carver, Shante	6.0
1998	Pittman, Kavika	6.0
1999	Ellis, Greg	7.5
2000	Ekuban, Ebenezer	6.5
2001	Ellis, Greg	6.0
2002	Ellis, Greg	7.5
2003	Ellis, Greg	8.0

Largest Margin

VICTORY

- 49 pts, (56-7) vs. Philadelphia, Oct. 9, 1966
- 46 pts, (59-13) @ Detroit, Sept. 15, 1968
- 45 pts, (52-7) vs. N.Y. Giants, Sept. 18, 1966
- 45 pts, (59-14) vs. San Fran., Oct. 12, 1980
- 44 pts, (51-7) vs. Seattle, Nov. 27, 1980
- 42 pts, (52-10) vs. Houston, Dec. 20, 1970
- 42 pts, (52-10) vs. N.Y. Jets, Dec. 4, 1971
- 41 pts, (48-7) vs. Arizona, Oct. 22, 2000
- 38 pts, (38-0) @ Baltimore, Sept. 4, 1978
- 37 pts, (40-3) @ New Orleans, Sept. 24, 1973
- 37 pts, (37-0) vs. Detroit, Oct. 30, 1977

DEFEAT

- 44 pts, (44-0) vs. Chicago, Nov. 17, 1985
- 41 pts, (48-7) vs. Cleveland, Oct. 16, 1960
- 41 pts, (54-13) @ Minnesota, Oct. 18, 1970
- 40 pts, (43-3) vs. Minnesota, Nov. 13, 1988
- 38 pts, (45-7) vs. Baltimore, Oct. 30, 1960
- 38 pts, (38-0) vs. St. Louis, Nov. 16, 1970
- 36 pts, (43-7) vs. Philadelphia, Oct. 22, 1961
- 34 pts, (41-7) @ Green Bay, Nov. 13, 1960
- 33 pts, (36-3) vs. Philadelphia, Nov. 18, 2001
- 32 pts, (52-20) @ St. Louis, Dec. 9, 1962
- 32 pts, (42-10) @ Cleveland, Nov. 2, 1969

Temperature at Kickoff

COWBOYS WARMEST GAMES

DATE	TEAM	W/L	SCORE	TEMP.
9/3/00	Philadelphia	L	14-41	109°
9/7/97	@ Arizona	L	22-25	101°
9/10/00	@ Arizona	L	31-32	100°
9/20/92	Phoenix	W	31-20	99°
9/13/81	St. Louis	W	30-17	98°
9/12/88	@ Phoenix	W	17-14	98°
9/12/93	Buffalo	L	10-13	97°
9/6/98	Arizona	W	38-10	97°
9/16/90	N.Y. Giants	L	7-28	96°
9/21/80	Tampa Bay	W	28-17	95°
9/15/97	Philadelphia	W	21-20	95°

Playoffs

1/14/96	Green Bay	W	38-27	72°
12/19/76	L.A. Rams	L	12-14	71°
1/21/79	*Pittsburgh	L	31-35	71°
1/17/71	*Baltimore	L	13-16	70°
*@ Miami				

COWBOYS COLDEST GAMES

DATE	TEAM	W/L	SCORE	TEMP.
12/15/63	@ St. Louis	W	28-24	16°
12/6/92	@ Denver	W	31-27	19°
12/10/95	@ Phila.	L	17-20	19°
12/16/89	@ N.Y. Giants	L	0-15	20°
12/15/68	@ N.Y. Giants	W	28-10	21°
12/11/60	@ Detroit	L	14-23	22°
12/16/73	@ St. Louis	W	30-3	22°
11/23/97	@ Green Bay	L	17-45	22°
12/19/81	@ N.Y. Giants	L	10-13	25°
12/9/61	@ St. Louis	L	20-52	26°
12/21/75	@ N.Y. Jets	W	31-21	28°

Coldest regular season home game:

11/25/93	Miami	L	14-16	32°
----------	-------	---	-------	-----

Playoffs

12/31/67	@ Green Bay	L	17-21	-13°
1/11/81	@ Philadelphia	L	7-20	16°
1/7/96	Philadelphia	W	30-11	26°
12/28/75	@ Minnesota	W	17-14	27°
12/26/83	L.A. Rams	L	17-27	27°

Cowboys Individual Records

1960 — 12 games; 1961-77 — 14 games; 1978-2003 — 16 games.

NOTE: The 1982 regular season was reduced to nine games and the 1987 season to 15 games due to players' strikes.

SERVICE

Most Seasons

- 15 Ed Jones, 1974-78, 1980-89
- 15 Bill Bates, 1983-97
- 15 Mark Tuinei, 1983-97
- 14 Bob Lilly, 1961-74
- 14 Lee Roy Jordan, 1963-76
- 14 Mel Renfro, 1964-77
- 14 Jethro Pugh, 1965-78
- 14 Randy White, 1975-88
- 14 Tom Rafferty, 1976-89

Most Games Played

- 224 Ed Jones, 1974-78, 1980-89
- 217 Bill Bates, 1983-97
- 209 Randy White, 1975-88

Most Consecutive Games Played

- 196 Bob Lilly, 1961-74
- 176 Dale Hellestrae, 1990-2000
- 168 Cornell Green, 1962-74

Most Games Started

- 203 Ed Jones, 1974-78, 1980-89
- 199 Emmitt Smith, 1990-2002
- 194 Bob Lilly, 1961-74

Most Consecutive Games Started

- 154 Lee Roy Jordan, 1966-76
- 145 Cornell Green, 1964-74
- 135 Bob Lilly, 1965-74
- 135 D.D. Lewis, 1972-81

SCORING

Most Seasons Leading Team

- 9 Rafael Septien, 1978-86
- 4 Mike Clark, 1968-71
- 3 Roger Ruzek, 1987-89
- 3 Emmitt Smith, 1994-95, 1999

Most Consecutive Seasons Leading Team

- 9 Rafael Septien, 1978-86
- 4 Mike Clark, 1968-71
- 3 Roger Ruzek, 1987-89

POINTS

Career

- 986 Emmitt Smith, 1990-2002 (164-td, 1-2pt)
- 874 Rafael Septien, 1978-86 (388-pat, 162-fg)
- 516 Tony Dorsett, 1977-87 (86-td)

Season

- 150 Emmitt Smith, 1995 (25-td)
- 132 Emmitt Smith, 1994 (22-td)
- 127 Chris Boniol, 1995 (46-pat, 27-fg)
- 127 Richie Cunningham, 1998 (40-pat, 29-fg)

Most Seasons, 100 or More Points

- 3 Rafael Septien, 1981, 1983-84
- 3 Emmitt Smith, 1992, 1994-95
- 3 Chris Boniol, 1994-96
- 2 Mike Clark, 1968-69
- 2 Richie Cunningham, 1997-98

Season, Rookie

- 119 Lin Elliott, 1992 (47-pat, 24-fg)
- 114 Chris Boniol, 1994 (48-pat, 22-fg)
- 108 Tim Seder, 2000 (27-pat, 25-fg, 1-TD)

Game

- 24 Dan Reeves, vs. Atlanta, 11/5/67 (4 TDs)
- 24 Bob Hayes, vs. Houston, 12/20/70 (4 TDs)
- 24 Calvin Hill, @ Buffalo, 9/19/71 (4 TDs)
- 24 Duane Thomas, vs. St. Louis, 12/18/71 (4 TDs)
- 24 Emmitt Smith, vs. Phoenix, 12/16/90 (4 TDs)
- 24 Emmitt Smith, @ N.Y. Giants, 9/4/95 (4 TDs)

Game, Opponent

- 24 Dick James, @ Washington, 12/17/61
- 24 Harold Jackson, @ Rams, 10/14/73
- 24 Sterling Sharpe, vs. Green Bay, 11/24/94

Most Consecutive Games Scoring

- 111 Rafael Septien, 1978-85
- 48 Chris Boniol, 1994-96
- 44 Richie Cunningham, 1997-99

TOUCHDOWNS

Most Seasons Leading Team

- 11 Emmitt Smith, 1990-96, 1998-2001
- 7 Tony Dorsett, 1977-78, 1980, 1982-85
- 4 Bob Hayes, 1965, 1967-68, 1970
- 4 Herschel Walker, 1986-89

Most Consecutive Seasons Leading Team

- 7 Emmitt Smith, 1990-96
- 4 Tony Dorsett, 1982-85
- 4 Herschel Walker, 1986-89
- 4 Emmitt Smith, 1998-2001

Career

- 164 Emmitt Smith, 1990-2002 (153-r, 11-p)
- 86 Tony Dorsett, 1977-87 (72-r, 13-p, 1-ret.)
- 76 Bob Hayes, 1965-74 (2-r, 71-p, 3-ret.)

Season

- 25 Emmitt Smith, 1995 (25-r)
- 22 Emmitt Smith, 1994 (21-r, 1-p)
- 19 Emmitt Smith, 1992 (18-r, 1p)

Season, Rookie

- 13 Bob Hayes, 1965 (1-r, 12-p)
- 13 Tony Dorsett, 1977 (12-r, 1-p)
- 11 Emmitt Smith, 1990 (11-r)

Game

- 4 Dan Reeves, vs. Atlanta, 11/5/67 (2-r, 2-p)
- 4 Bob Hayes, vs. Houston, 12/20/70 (4-p)
- 4 Calvin Hill, @ Buffalo, 9/19/71 (4-r)
- 4 Duane Thomas, vs. St. Louis, 12/18/71 (3-r, 1-p)
- 4 Emmitt Smith, vs. Phoenix, 12/16/90 (4-r)
- 4 Emmitt Smith, @ N.Y. Giants, 9/4/95 (4-r)

Game, Opponent

- 4 Dick James, @ Wash., 12/17/61 (3-r, 1-p)
- 4 Harold Jackson, @ Rams, 10/14/73 (4-p)
- 4 Sterling Sharpe, vs. Green Bay, 11/24/94 (4-p)

Most Consecutive Games Scoring Touchdown

- 11 Emmitt Smith, 1994-95
- 11 Emmitt Smith, 1995
- 9 Emmitt Smith, 1993-94
- 9 Emmitt Smith, 1998-99

POINTS AFTER TOUCHDOWN

Most Attempted, Career

- 398 Rafael Septien, 1978-86
- 182 Mike Clark, 1968-71, 1973
- 128 Danny Villanueva, 1965-67

Most Attempted, Season

- 60 Rafael Septien, 1980
- 59 Rafael Septien, 1983
- 56 Danny Villanueva, 1966

Most Attempted, Game

- 8 Danny Villanueva, vs. Philadelphia, 10/19/66
- 8 Mike Clark, vs. Detroit, 9/15/68
- 8 Rafael Septien, vs. San Francisco, 10/12/80

Most Attempted, Game, Opponent

- 7 Gerry Perry, @ St. Louis, 12/9/62
- 6 Ten times, last by Jason Elam, @ Denver, 9/13/98

Most Made, Career

- 388 Rafael Septien, 1978-86
- 180 Mike Clark, 1968-71, 1973
- 125 Danny Villanueva, 1965-67

Most Made, Season

- 59 Rafael Septien, 1980
- 57 Rafael Septien, 1983
- 56 Danny Villanueva, 1966

Most Made, Game

- 8 Rafael Septien, vs. San Francisco, 10/12/80
- 8 Mike Clark, vs. Detroit, 9/15/68
- 8 Danny Villanueva, vs. Philadelphia, 10/19/66

Most Made, Game, Opponent

- 7 Gerry Perry, @ St. Louis, 12/9/62
- 6 Ten times, last by Jason Elam, @ Denver, 9/13/98

Most Consecutive Made

- 100 Danny Villanueva, 1965-67
- 99 Mike Clark, 1969-1971
- 95 Richie Cunningham, 1997-99

Highest Percentage Made, Career (200 made)

- 97.5 Rafael Septien (398-388)

**Most Made, No Misses, Season**

- 56 Danny Villanueva, 1966
- 54 Mike Clark, 1968
- 48 Chris Boniol, 1994

FIELD GOALS**Most Attempted, Career**

- 226 Rafael Septien, 1978-88
- 119 Mike Clark, 1968-71, 1973
- 107 Toni Fritsch, 1971-73, 1975

Most Attempted, Season

- 39 Ken Willis, 1991
- 37 Richie Cunningham, 1997
- 36 Toni Fritsch, 1972
- 36 Mike Clark, 1969
- 36 Chris Boniol, 1996

Most Attempted, Game

- 8 Billy Cundiff, @ N.Y. Giants, 9/15/03
- 7 Mike Clark, @ Chicago, 11/24/68
- 7 Chris Boniol, vs. Green Bay, 11/18/96

Most Attempted, Opponent, Game

- 7 Sam Baker, @ Philadelphia, 12/5/65
- 6 Tommy Davis, vs. San Francisco, 11/20/60
- 6 Chester Marcol, @ Green Bay, 10/1/72
- 6 Bill Gramatica, @ Arizona, 10/13/02

Most Made, Career

- 162 Rafael Septien, 1978-88
- 81 Chris Boniol, 1994-96
- 75 Richie Cunningham, 1997-99

Most Made, Season

- 34 Richie Cunningham, 1997
- 32 Chris Boniol, 1996
- 29 Richie Cunningham, 1998

Most Made, Season, Rookie

- 25 Tim Seder, 2000
- 24 Lin Elliott, 1992
- 22 Chris Boniol, 1994

Most Made, Game

- 7 Chris Boniol, vs. Green Bay, 11/18/96
- 7 Billy Cundiff, @ N.Y. Giants, 9/15/03
- 5 Roger Ruzek, @ Rams, 12/21/87
- 5 Eddie Murray, vs. Green Bay, 10/3/93
- 5 Chris Boniol, vs. N.Y. Giants, 12/17/95
- 5 Richie Cunningham, @ Arizona, 9/7/97

Most Made, Opponent, Game

- 5 Morten Andersen, vs. Atlanta, 10/20/96
- 5 David Akers, vs. Philadelphia, 11/18/01
- 4 Many times, last by Jason Elam, vs. Denver, 11/22/01

Most Made, No Misses, Game

- 7 Chris Boniol, vs. Green Bay, 11/18/96
- 5 Roger Ruzek, @ Rams, 12/21/87
- 5 Eddie Murray, vs. Green Bay, 10/3/93
- 5 Chris Boniol, vs. N.Y. Giants, 12/17/95
- 5 Richie Cunningham, vs. Philadelphia, 9/15/97

Most Made, One Half

- 5 Chris Boniol, vs. Green Bay, 11/18/96
- 5 Billy Cundiff, @ N.Y. Giants, 9/15/03
- 4 Roger Ruzek, vs. N.Y. Giants, 11/2/87
- 4 Richie Cunningham, @ Arizona, 9/7/97

Most Made, One Quarter

- 4 Roger Ruzek, vs. N.Y. Giants, 11/2/87

Most Consecutive Field Goals Made

- 27 Chris Boniol, 1996
- 26 Chris Boniol, 1995-96
- 18 Richie Cunningham, 1997

Most Consecutive Games Made

- 12 Richie Cunningham, 1997
- 11 Lin Elliott, 1992-93
- 11 Chris Boniol, 1995-96
- 10 Mike Clark, 1969-70
- 10 Toni Fritsch, 1972-73
- 10 Toni Fritsch, 1975

Longest Field Goal

- 54 Toni Fritsch, @ N.Y. Giants, 9/24/72
- 54 Ken Willis, @ Cleveland, 9/1/91
- 54 Richie Cunningham, @ Denver, 9/13/98
- 53 Seven times, last by Richie Cunningham, @ Pittsburgh, 8/31/97

Longest Field Goal, Opponent

- 59 Tony Franklin, vs. Philadelphia, 11/12/79
- 55 Fred Steinfort, @ Denver, 9/14/80
- 55 Chip Lohmiller, @ Washington, 9/23/90

Most Made, 50 or More Yards, Career

- 8 Rafael Septien, 1978-86
- 4 Ken Willis, 1990-91

Most Made, 50 or More Yards, Season

- 4 Ken Willis, 1991
- 3 Lin Elliott, 1992
- 3 Eddie Murray, 1993
- 3 Billy Cundiff, 2003

Most Made, 50 or More Yards, Game

- 2 Eddie Murray, @ Minnesota, 12/12/93

Highest Field Goal Percentage, Career (100 made)

- 71.7 Rafael Septien, 1978-86 (226-162)

Highest Field Goal Percentage, Season (Qualifiers)

- 96.4 Chris Boniol, 1995 (27-28)
- 91.9 Richie Cunningham, 1997 (34-37)
- 88.9 Chris Boniol, 1996 (32-36)

Highest Field Goal Percentage, Season, Rookie (Qualifiers)

- 75.9 Chris Boniol, 1994 (22-29)
- 75.8 Tim Seder, 2000 (25-33)
- 72.0 Ken Willis, 1990 (18-25)

SAFETIES**Most, Career**

- 2 Jethro Pugh, 1965-78
- 2 Benny Barnes, 1972-82
- 2 Harvey Martin, 1973-83

Most, Season

- 2 Benny Barnes, 1973

Most, Game

- 1 By many, last by Kenyon Coleman and La'Roi Glover, vs. Arizona, 10/5/03

RUSHING**Most Seasons Leading Team**

- 13 Emmitt Smith, 1990-2002
- 10 Tony Dorsett, 1977-86
- 7 Don Perkins, 1961-65, 1967-68

Most Consecutive Seasons Leading Team

- 13 Emmitt Smith, 1990-2002
- 10 Tony Dorsett, 1977-86
- 5 Don Perkins, 1961-65

Most Consecutive Games Leading Team

- 41 Emmitt Smith, 1994-96
- 32 Emmitt Smith, 1990-92
- 26 Herschel Walker, 1987-88

ATTEMPTS**Career**

- 4,052 Emmitt Smith, 1990-2002
- 2,755 Tony Dorsett, 1977-87
- 1,500 Don Perkins, 1961-68

Season

- 377 Emmitt Smith, 1995
- 373 Emmitt Smith, 1992
- 368 Emmitt Smith, 1994

Season, Rookie

- 241 Emmitt Smith, 1990
- 208 Tony Dorsett, 1977
- 204 Calvin Hill, 1969

Game

- 35 Emmitt Smith, vs. N.Y. Giants, 11/7/94
- 34 Emmitt Smith, @ Washington, 11/24/91
- 33 Troy Hambrick, @ Washington, 12/14/00

Game Opponent

- 40 Barry Sanders, vs. Detroit, 9/19/94
- 38 Walter Payton, vs. Chicago, 11/26/81
- 36 Charlie Garner, vs. San Francisco, 9/24/00

YARDS GAINED**Career**

- 17,162 Emmitt Smith, 1990-2002
- 12,036 Tony Dorsett, 1977-87
- 6,217 Don Perkins, 1961-68

Season

- 1,773 Emmitt Smith, 1995
- 1,713 Emmitt Smith, 1992
- 1,646 Tony Dorsett, 1981
- 1,563 Emmitt Smith, 1991
- 1,514 Herschel Walker, 1988

**Season, Rookie**

- 1,007 Tony Dorsett, 1977
- 942 Calvin Hill, 1969
- 937 Emmitt Smith, 1990

Game

- 237 Emmitt Smith, @ Philadelphia, 10/31/93
- 206 Tony Dorsett, vs. Philadelphia, 12/4/77
- 189 Troy Hambrick, @ Washington, 12/14/03

Game, Rookie

- 206 Tony Dorsett, vs. Philadelphia, 12/4/77
- 150 Calvin Hill, @ Washington, 11/16/69
- 141 Tony Dorsett, @ St. Louis, 10/9/77

Game, Opponent

- 232 Jim Brown, vs. Cleveland, 9/22/63
- 210 Warrick Dunn, @ Tampa Bay, 12/3/00
- 206 Greg Bell, @ Buffalo, 11/18/84

Longest Run (All TDs)

- 99 Tony Dorsett, @ Minnesota, 1/3/83
- 84 Herschel Walker, vs. Philadelphia, 12/14/86
- 84 Tony Dorsett, vs. Philadelphia, 12/4/77

Longest Run, Opponent (All TDs)

- 85 Greg Bell, @ Buffalo, 11/18/84
- 77 Keith Byars, vs. Miami, 11/25/93
- 76 O.J. Anderson, @ St. Louis, 9/27/79

Most Seasons, 1,000 or More Yards

- 11 Emmitt Smith, 1991-2001
- 8 Tony Dorsett, 1977-81, 1983-85
- 2 Calvin Hill, 1972-73

Most Consecutive Seasons, 1,000 or More Yards

- 11 Emmitt Smith, 1991-2001
- 5 Tony Dorsett, 1977-81
- 3 Tony Dorsett, 1983-85

Most Games, 100 or More Yards, Career

- 76 Emmitt Smith, 1990-2002
- 43 Tony Dorsett, 1977-87
- 16 Calvin Hill, 1969-74

Most Games, 100 or More Yards, Season

- 11 Emmitt Smith, 1995
- 9 Tony Dorsett, 1981
- 9 Emmitt Smith, 1999
- 8 Tony Dorsett, 1983
- 8 Emmitt Smith, 1991

Most Consecutive Games, 100 or More Yards

- 4 Tony Dorsett, 1979
- 4 Emmitt Smith, 1995
- 4 Emmitt Smith, 1995
- 3 seven times, last by Emmitt Smith, 2000

AVERAGE GAIN**Career (750 att.)**

- 4.37 Tony Dorsett, 1977-87 (2,755-12,036)
- 4.32 Walt Garrison, 1966-74 (899-3,886)
- 4.30 Calvin Hill, 1969-74 (1,166-5,009)

Season (Qualifiers)

- 5.57 Amos Marsh, 1962 (144-802)
- 5.32 Duane Thomas, 1970 (151-803)
- 5.25 Emmitt Smith, 1993 (283-1,486)

Game (10 att.)

- 12.1 Walt Garrison, vs. Washington, 12/9/72 (10-121)
- 10.9 Amos Marsh, @ Washington, 11/4/62 (10-109)
- 10.8 Dan Reeves, vs. Washington, 12/11/66 (10-108)

TOUCHDOWNS**Most Seasons Leading Team**

- 13 Emmitt Smith, 1990-2002
- 7 Tony Dorsett, 1977, 1979-80, 1982-85
- 6 Don Perkins, 1961-64, 1966-67

Most Consecutive Seasons Leading Team

- 13 Emmitt Smith, 1990-2002
- 4 Don Perkins, 1961-64
- 4 Tony Dorsett, 1982-85
- 4 Herschel Walker, 1986-89

Career

- 153 Emmitt Smith, 1990-2002
- 72 Tony Dorsett, 1977-87
- 42 Don Perkins, 1961-88

Season

- 25 Emmitt Smith, 1995
- 21 Emmitt Smith, 1994
- 18 Emmitt Smith, 1992

Season, Rookie

- 12 Tony Dorsett, 1977
- 11 Emmitt Smith, 1990

Game

- 4 Calvin Hill, @ Buffalo, 9/19/71
- 4 Emmitt Smith, vs. Phoenix, 12/16/90
- 4 Emmitt Smith, @ N.Y. Giants, 9/4/95

Game, Opponent

- 3 Jim Taylor, @ Green Bay, 11/13/60
- 3 Dick James, vs. Washington, 12/17/61
- 3 Cleveland Gary, @ Rams, 11/18/90
- 3 Terry Allen, @ Washington, 12/22/96
- 3 Terrell Davis, @ Denver, 9/13/98

Most Consecutive Games Rushing for Touchdown

- 11 Emmitt Smith, 1994-95
- 11 Emmitt Smith, 1995
- 7 Emmitt Smith, 1994

PASSING**Most Seasons Leading Team**

- 12 Troy Aikman, 1989-2000
- 8 Roger Staubach, 1971, 1973-79
- 7 Danny White, 1980-85, 1987

Most Consecutive Seasons Leading Team

- 12 Troy Aikman, 1989-2000
- 7 Roger Staubach, 1973-79
- 6 Don Meredith, 1963-68
- 6 Danny White, 1980-85

RATING**Highest, Career (1,500 att.)**

- 83.42 Roger Staubach, 1969-79
- 81.71 Danny White, 1976-88
- 81.62 Troy Aikman, 1989-2000

Highest, Season (Qualifiers)

- 104.8 Roger Staubach, 1971
- 99.0 Troy Aikman, 1993
- 94.6 Roger Staubach, 1973

Highest, Rookie, Season (Qualifiers)

- 66.3 Chad Hutchinson, 2002
- 55.7 Troy Aikman, 1989

ATTEMPTS**Career**

- 4,715 Troy Aikman, 1989-2000
- 2,958 Roger Staubach, 1969-79
- 2,950 Danny White, 1976-88

Season

- 533 Danny White, 1983
- 518 Troy Aikman, 1997
- 505 Quincy Carter, 2003

Season, Rookie

- 293 Troy Aikman, 1989
- 250 Chad Hutchinson, 2002
- 219 Steve Walsh, 1989

Game

- 57 Troy Aikman, vs. Minnesota, 11/26/98
- 53 Troy Aikman, @ Cincinnati, 12/14/97
- 52 Troy Aikman, @ N.Y. Giants, 10/5/97

Game, Opponent

- 56 Warren Moon, @ Houston, 11/10/91
- 56 Jake Plummer, @ Arizona, 11/15/98
- 55 Jeff Garcia, vs. San Francisco, 12/8/02
- 54 Neil Lomax, vs. St. Louis, 12/27/87
- 54 Mark Rypien, vs. Washington, 11/22/90

COMPLETIONS**Career**

- 2,898 Troy Aikman, 1989-2000
- 1,761 Danny White, 1976-88
- 1,685 Roger Staubach, 1969-79

Season

- 334 Danny White, 1983
- 302 Troy Aikman, 1992
- 296 Troy Aikman, 1996

Season, Rookie

- 155 Troy Aikman, 1989
- 127 Chad Hutchinson, 2002
- 110 Steve Walsh, 1989

Game

- 34 Troy Aikman, @ N.Y. Giants, 10/5/97
- 34 Troy Aikman, vs. Minnesota, 11/26/98
- 33 Gary Hogeboom, @ Rams, 9/3/84
- 33 Troy Aikman, @ Miami, 10/27/96

**Game, Opponent**

- 41 Warren Moon, @ Houston, 11/10/91
 36 Jeff Garcia, vs. San Francisco, 12/8/02
 31 Jake Plummer, @ Arizona, 11/15/98

Consecutive Passes Completed

- 14 Steve Pelluer, vs. Seattle, 11/27/86
 14 Randall Cunningham, vs. Philadelphia (1),
 9/3/00; @ Arizona (13), 9/10/00
 13 Troy Aikman, @ Atlanta, 12/21/92
 13 Troy Aikman, @ Oakland, 11/19/95
 13 Troy Aikman, @ Arizona, 11/15/98
 13 Quincy Carter, vs. Carolina (9), 11/23/03;
 vs. Miami (4), 11/27/03

COMPLETION PERCENTAGE**Career (1,500 att.)**

- 61.5 Troy Aikman, 1989-2000 (4,715-2,898)
 59.7 Danny White, 1976-88 (2,950-1,761)
 57.0 Roger Staubach, 1969-79 (2,958-1,685)

Season (Qualifiers)

- 69.1 Troy Aikman, 1993 (271-392)
 65.3 Troy Aikman, 1991 (363-237)
 64.8 Troy Aikman, 1995 (432-280)

Season, Rookie (Qualifiers)

- 52.9 Troy Aikman, 1989 (293-155)
 50.8 Chad Hutchinson, 2002 (250-127)

Game (20 attempts)

- 87.5 Danny White, @ Philadelphia, 11/6/83 (24-21)
 85.7 Troy Aikman, @ Atlanta, 12/21/92 (21-18)
 80.8 Troy Aikman, @ N.Y. Giants, 9/30/90 (26-21)

YARDS GAINED**Career**

- 32,942 Troy Aikman, 1989-2000
 22,700 Roger Staubach, 1969-79
 21,959 Danny White, 1976-88

Season

- 3,980 Danny White, 1983
 3,586 Roger Staubach, 1979
 3,445 Troy Aikman, 1992

Season, Rookie

- 1,749 Troy Aikman, 1989
 1,555 Chad Hutchinson, 2002
 1,371 Steve Walsh, 1989

Game

- 460 Don Meredith, @ San Francisco, 11/10/63
 455 Troy Aikman, vs. Minnesota, 11/26/98
 406 Don Meredith, @ Washington, 11/13/66

Game, Rookie

- 379 Troy Aikman, @ Phoenix, 11/12/89
 301 Chad Hutchinson, vs. Jacksonville, 11/24/02
 294 Steve Walsh, vs. San Francisco, 10/15/89

Game, Opponent

- 466 Bill Wade, vs. Chicago, 11/18/62
 465 Jake Plummer, @ Arizona, 11/15/98
 432 Phil Simms, @ N.Y. Giants, 10/6/85
 432 Warren Moon, @ Houston, 11/10/91

Most Seasons, 3,000 or More Passing Yards

- 5 Troy Aikman, 1992-93, 1995-97
 4 Danny White, 1980-81, 1983, 1985
 2 Roger Staubach, 1978-79

Most Games, 300 or More Passing Yards, Career

- 13 Troy Aikman, 1989-2000
 10 Danny White, 1976-88
 7 Don Meredith, 1960-68

Most Games, 300 or More Passing Yards, Season

- 3 Don Meredith, 1966
 3 Roger Staubach, 1979
 3 Danny White, 1983

Most Consecutive Games, 300 or More Passing Yards

- 2 Don Meredith, 1963

Longest Pass Completion (All TDs except as noted)

- 95 Don Meredith (to Hayes), vs. Wash., 11/13/66
 91 Roger Staubach (to Dorsett), vs. Balt., 9/4/78
 90 Troy Aikman (to Harper), @ San Francisco,
 11/13/94 (no TD)
 90 Troy Aikman (to Tucker), vs. N.Y. Giants, 1/2/00

Longest Pass Completion, Opponent (All TDs)

- 94 Norm Snead (to Rich Houston),
 @ N.Y. Giants, 9/24/72
 89 Kerry Collins (to Andre Hastings),
 @ New Orleans, 12/6/98
 88 Sonny Jurgensen (to Charley Taylor),
 @ Washington, 11/16/69

AVERAGE GAIN**Career (1,500 att.)**

- 7.67 Roger Staubach, 1969-79 (1,685-22,700)
 7.45 Don Meredith, 1960-68 (2,308-17,199)
 7.44 Danny White, 1976-88 (1,761-21,959)

Season (Qualifiers)

- 8.92 Roger Staubach, 1971 (211-1,882)
 8.79 Craig Morton, 1970 (207-1,819)
 8.67 Craig Morton, 1969 (302-2,619)

Game (20 att.)

- 15.15 Don Meredith, vs. Phila., 10/9/66 (26-394)
 14.92 Don Meredith, vs. N.Y. Giants, 9/18/66 (24-358)
 14.00 Don Meredith, @ Wash., 11/13/66 (29-406)

TOUCHDOWNS**Career**

- 165 Troy Aikman, 1989-2000
 155 Danny White, 1976-88
 153 Roger Staubach, 1969-79

Season

- 29 Danny White, 1983
 28 Danny White, 1980
 27 Roger Staubach, 1979

Season, Rookie

- 9 Troy Aikman, 1989
 7 Chad Hutchinson, 2002
 5 Steve Walsh, 1989
 5 Quincy Carter, 2001

Game

- 5 Eddie LeBaron, @ Pittsburgh, 10/21/62
 5 Don Meredith, vs. N.Y. Giants, 9/18/66
 5 Don Meredith, vs. Philadelphia, 10/9/66
 5 Don Meredith, vs. Philadelphia, 9/29/68
 5 Craig Morton, vs. Philadelphia, 10/19/69
 5 Craig Morton, vs. Houston, 12/20/70
 5 Danny White, @ N.Y. Giants, 10/20/83
 5 Troy Aikman, @ Washington, 9/12/99 (OT)

Game, Rookie

- 4 Troy Aikman, vs. Rams, 12/3/89

Game, Opponent

- 6 Y.A. Tittle, @ N.Y. Giants, 12/16/62
 5 Charley Johnson, @ St. Louis, 12/9/62
 5 Bill Nelsen, @ Cleveland, 11/2/69

Most Games, Four or More Touchdown Passes, Career

- 8 Danny White, 1976-88
 6 Don Meredith, 1960-68
 3 Troy Aikman, 1989-99

Most Games, Four or More Touchdown Passes, Season

- 3 Don Meredith, 1966
 2 Danny White, 1980

Most Consecutive Games, Four or More Touchdown Passes

- 1 By many, last by Troy Aikman,
 @ Washington, 9/12/99 (OT)

Most Consecutive Games, Touchdown Pass

- 16 Troy Aikman, 1993-94
 12 Don Meredith, 1965-66
 12 Roger Staubach, 1977-78

Career

- 141 Troy Aikman, 1989-2000
 132 Danny White, 1976-88
 111 Don Meredith, 1960-68

Season

- 25 Eddie LeBaron, 1960
 25 Danny White, 1980
 23 Danny White, 1983

Game

- 5 Eddie LeBaron, vs. Philadelphia, 9/30/60
 5 Eddie LeBaron, vs. St. Louis, 11/5/61
 5 Danny White, @ N.Y. Giants, 11/9/80
 5 Steve Pelluer, vs. Raiders, 11/9/86
 5 Troy Aikman, @ N.Y. Giants, 10/15/00

Game, Opponent

- 6 Pete Luske, @ Philadelphia, 9/26/71
 5 Pete Luske, last by Dan Marino, vs.
 Miami, 11/25/99

Most Consecutive Passes Attempted, None Intercepted

- 216 Troy Aikman, 1999
 184 Troy Aikman, 1995
 156 Don Meredith, 1965-66

**Most Attempts, No Interceptions, Game**

- 57 Troy Aikman, vs. Minnesota, 11/26/98
- 47 Danny White, @ San Diego, 11/13/83
- 45 Troy Aikman, vs. Washington, 11/16/97

Most Attempts, No Interceptions, Game, Opponent

- 56 Warren Moon, @ Houston, 11/10/91
- 55 Jeff Garcia, vs. San Francisco, 12/8/02
- 47 Kent Graham, @ Arizona, 9/7/97

LOWEST PERCENTAGE PASSES INTERCEPTED**Career (1,500 att.)**

- 2.99 Troy Aikman, 1989-2000 (4,715-141)
- 3.70 Roger Staubach, 1969-79 (2,958-109)
- 4.47 Danny White, 1976-88 (2,950-132)

Season (Qualifiers)

- 1.53 Troy Aikman, 1993 (392-6)
- 1.59 Troy Aikman, 1998 (315-5)
- 1.62 Troy Aikman, 1995 (432-7)

Season, Rookie (Qualifiers)

- 3.20 Chad Hutchinson, 2002 (250-8)
- 6.14 Troy Aikman, 1989 (293-18)

TIMES SACKED**Career**

- 311 Roger Staubach, 1969-79
- 259 Troy Aikman, 1989-2000
- 251 Don Meredith, 1960-68

Season

- 58 Don Meredith, 1964
- 47 Steve Pelluer, 1986
- 44 Danny White, 1987

Game

- 11 Steve Pelluer, @ San Diego, 11/16/86
- 11 Troy Aikman, vs. Philadelphia, 9/15/91
- 9 Craig Morton, @ Green Bay, 10/24/65

Game, Opponent

- 12 Warren Moon, @ Houston, 9/29/85
- 11 Greg Landry, vs. Detroit, 10/6/75
- 11 David Norrie, @ N.Y. Jets, 10/4/87

Highest Attempts/Sack Ratio, Career (1,500 att.)

- 19.2 Troy Aikman, 1989-2000 (4,974-259)
- 13.2 Danny White, 1976-88 (3,192-242)
- 10.5 Roger Staubach, 1969-79 (3,269-311)

Highest Attempts/Sack Ratio, Season (Qualifiers)

- 36.0 Troy Aikman, 1998 (324-9)
- 31.9 Troy Aikman, 1995 (446-14)
- 26.8 Troy Aikman, 1996 (483-18)

PASS RECEIVING**RECEPTIONS****Most Seasons Leading Team**

- 8 Michael Irvin, 1991-98
- 5 Tony Hill, 1979-82, 1985
- 4 Drew Pearson, 1974-77

Most Consecutive Seasons Leading Team

- 8 Michael Irvin, 1991-98
- 4 Drew Pearson, 1974-77
- 3 Lance Rentzel, 1967-69
- 3 Tony Hill, 1979-81

Most Consecutive Games Leading or Tied Team Lead

- 8 Michael Irvin, 1991-92
- 8 Raghib Ismail, 1999
- 7 Raghib Ismail, 2001
- 6 Lance Rentzel, 1968-69
- 6 Bob Hayes, 1966-67
- 6 Billy Howton, 1961-62

Career

- 750 Michael Irvin, 1988-99
- 489 Drew Pearson, 1973-83
- 479 Tony Hill, 1977-86

Season

- 111 Michael Irvin, 1995
- 93 Michael Irvin, 1991
- 88 Michael Irvin, 1993

Season, Rookie

- 46 Bob Hayes, 1965
- 44 Antonio Bryant, 2002
- 41 Mike Sherrard, 1986

Game

- 13 Lance Rentzel, vs. Washington, 11/19/67
- 12 Emmitt Smith, @ Phoenix, 11/22/92
- 12 Michael Irvin, vs. San Francisco, 10/17/93
- 12 Michael Irvin, @ Miami, 10/27/96

Game, Rookie

- 8 Bob Hayes, vs. Philadelphia, 10/10/65
- 8 Jason Witten, vs. Miami, 11/27/03
- 7 Drew Pearson, vs. Miami, 11/22/73
- 7 Karl Povey, @ San Francisco, 12/22/85
- 7 Antonio Bryant, @ Washington, 12/29/02

Game, Opponent

- 14 Marvin Harrison, @ Indianapolis, 11/17/02
- 13 Tiki Barber, vs. N.Y. Giants, 1/2/00
- 12 Five times, last by Terrell Owens, vs. San Francisco, 12/8/02

Most Consecutive Games, Pass Reception

- 117 Michael Irvin, 1990-98
- 72 Tony Hill, 1981-86
- 58 Drew Pearson, 1974-78

Most Seasons 50 or More Pass Receptions

- 8 Michael Irvin, 1991-98
- 4 Tony Hill, 1979-80, 1984-85
- 4 Jay Novacek, 1990-92, 1995
- 4 Emmitt Smith, 1992-95
- 3 Drew Pearson, 1974, 1976, 1979
- 3 Herschel Walker, 1986-88

YARDS**Most Seasons Leading Team**

- 8 Tony Hill, 1978-85
- 8 Michael Irvin, 1991-98
- 5 Bob Hayes, 1965-67, 1970-71

Most Consecutive Seasons Leading Team

- 8 Tony Hill, 1978-85
- 8 Michael Irvin, 1991-98
- 4 Frank Clarke, 1961-64
- 4 Drew Pearson, 1974-77

Career

- 11,904 Michael Irvin, 1988-99
- 7,988 Tony Hill, 1977-86
- 7,822 Drew Pearson, 1973-83

Season

- 1,603 Michael Irvin, 1995
- 1,523 Michael Irvin, 1991
- 1,396 Michael Irvin, 1992
- 1,330 Michael Irvin, 1993
- 1,241 Michael Irvin, 1994

Season, Rookie

- 1,003 Bob Hayes, 1965
- 744 Mike Sherrard, 1986
- 733 Antonio Bryant, 2002

Game

- 246 Bob Hayes, @ Washington, 11/13/66
- 241 Frank Clarke, vs. Washington, 9/16/62
- 233 Lance Rentzel, vs. Washington, 11/19/67

Game, Rookie

- 203 James Dixon, @ Phoenix, 11/12/89
- 177 Bob Hayes, vs. Philadelphia, 10/10/65
- 170 Antonio Bryant, @ Washington, 12/29/02

Game, Opponent

- 238 Harold Jackson, @ Rams, 10/14/73
- 201 Johnny Morris, vs. Chicago, 11/18/62
- 199 Charley Taylor, @ Washington, 11/13/66

Longest Pass Reception (All TDs except as noted)

- 95 Bob Hayes (from Meredith), vs. Washington, 11/13/66
- 91 Tony Dorsett (from Staubach), vs. Balt., 9/4/78
- 90 Alvin Harper (from Aikman), @ San Francisco, 11/13/94 (No TD)
- 90 Jason Tucker (from Aikman), vs. N.Y. Giants, 1/2/00

Longest Pass Reception, Opponent (All TDs)

- 94 Rich Houston (from Norm Snead), @ N.Y. Giants, 9/24/72
- 89 Andre Hastings (from Kerry Collins), @ New Orleans, 12/6/98
- 88 Charley Taylor (from Sonny Jurgensen), @ Washington, 11/16/69

Most Seasons 1,000 or More Yards Pass Receiving

- 7 Michael Irvin, 1991-95, 1997-98
- 3 Tony Hill, 1979-80, 1985
- 2 Bob Hayes, 1965-66
- 2 Drew Pearson, 1974, 1979

Most Games, 100 or More Yards Pass Receiving, Career

- 47 Michael Irvin, 1988-99
- 26 Tony Hill, 1977-86
- 21 Bob Hayes, 1965-75

Most Games, 100 or More Yards Pass Receiving, Season

- 11 Michael Irvin, 1995
- 7 Michael Irvin, 1991
- 6 Bob Hayes, 1967
- 6 Michael Irvin, 1992

**Most Consecutive Games, 100 or More Yards Pass****Receiving**

- 7 Michael Irvin, 1995
- 3 Lance Rentzel, 1968-69
- 3 Michael Irvin, 1991
- 3 Michael Irvin, 1992
- 3 Michael Irvin, 1993
- 3 Michael Irvin, 1995

AVERAGE GAIN**Career (200 receptions)**

- 20.0 Bob Hayes, 1965-74 (365-7,295)
- 18.6 Frank Clarke, 1960-67 (281-5,214)
- 16.7 Tony Hill, 1977-86 (479-7,988)

Season (Qualifiers)

- 26.1 Bob Hayes, 1970 (34-889)
- 24.9 Alvin Harper, 1994 (33-821)
- 24.0 Bob Hayes, 1971 (35-840)

Game (3 receptions)

- 45.3 Alvin Harper, @ San Fran., 11/13/94 (3-136)
- 44.3 Tony Hill, @ Washington, 9/5/83 (3-133)
- 42.0 Frank Clarke, @ N.Y. Giants, 10/20/63 (4-168)

TOUCHDOWNS**Career**

- 71 Bob Hayes, 1965-74
- 65 Michael Irvin, 1988-99
- 51 Tony Hill, 1977-86

Season

- 14 Frank Clarke, 1962
- 13 Bob Hayes, 1966
- 12 Lance Rentzel, 1969
- 12 Bob Hayes, 1965

Season, Rookie

- 12 Bob Hayes, 1965
- 6 Antonio Bryant, 2002
- 5 Billy Joe Dupree, 1973
- 5 Mike Sherrard, 1986
- 5 Michael Irvin, 1988

Game

- 4 Bob Hayes, vs. Houston, 12/20/70
- 3 12 times, last by Terry Glenn, @ Detroit, 10/19/03

Game, Opponent

- 4 Harold Jackson, @ Rams, 10/14/73
- 4 Sterling Sharpe, vs. Green Bay, 11/24/94

Most Consecutive Games, Touchdown

- 7 Frank Clarke, 1961-62
- 7 Bob Hayes, 1965-66
- 6 Frank Clarke, 1963
- 6 Bob Hayes, 1966-67
- 6 Michael Irvin, 1995

RUSHING-RECEIVING**Most Seasons Leading Team**

- 13 Emmitt Smith, 1990-2002
- 9 Tony Dorsett, 1977-85
- 3 Calvin Hill, 1969, 1972-73
- 3 Herschel Walker, 1986-88

Most Consecutive Seasons Leading Team

- 13 Emmitt Smith, 1990-2002
- 9 Tony Dorsett, 1977-85
- 3 Herschel Walker, 1986-88

ATTEMPTS**Career**

- 4,538 Emmitt Smith, 1990-2002 (ru-4,052, re-486)
- 3,137 Tony Dorsett, 1977-87 (ru-2,755, re-382)
- 1,646 Don Perkins, 1961-68 (ru-1,500, re-146)

Season

- 439 Emmitt Smith, 1995 (ru-377, re-62)
- 432 Emmitt Smith, 1992 (ru-373, re-59)
- 418 Emmitt Smith, 1994 (ru-368, re-50)

Season, Rookie

- 265 Emmitt Smith, 1990 (ru-241, re-24)
- 237 Tony Dorsett, 1977 (ru-208, re-29)
- 232 Don Perkins, 1961 (ru-200, re-32)

Game

- 42 Emmitt Smith, @ N.Y. Giants, 1/2/94 (ru-32, re-10)
- 39 Emmitt Smith, @ G.B., 10/6/91 (ru-32, re-7)
- 38 Emmitt Smith, @ Cleveland, 9/1/91 (ru-32, re-6)
- 38 Emmitt Smith, vs. N.Y. Giants, 11/7/94 (ru-35, re-3)
- 38 Emmitt Smith, vs. G.B., 11/24/94 (ru-32, re-6)

YARDS**Career**

- 20,174 Emmitt Smith, 1990-2002 (ru-17,162, re-3,012)
- 15,468 Tony Dorsett, 1977-87 (ru-12,036, re-3,432)
- 10,685 Michael Irvin, 1988-97 (ru-5, re-10,680)

Season

- 2,148 Emmitt Smith, 1995 (ru-1,773, re-375)
- 2,048 Emmitt Smith, 1992 (ru-1,713, re-335)
- 2,019 Herschel Walker, 1988 (ru-1,514, re-505)

Season, Rookie

- 1,280 Tony Dorsett, 1977 (ru-1,007, re-273)
- 1,174 Calvin Hill, 1969 (ru-942, re-232)
- 1,165 Emmitt Smith, 1990 (ru-937, re-228)

Game

- 292 Herschel Walker, vs. Philadelphia, 12/14/86 (ru-122, re-170)
- 254 Tony Dorsett, vs. Baltimore, 9/4/78 (ru-147, re-107)
- 246 Bob Hayes, @ Washington, 11/13/66 (re-246)

PUNTING**PUNTS****Career**

- 612 Danny White, 1976-88
- 591 Mike Saxon, 1985-92
- 338 Toby Gowin, 1997-99, 2003

Season

- 94 Toby Gowin, 2003
- 86 Mike Saxon, 1986
- 86 Toby Gowin, 1997

Season, Rookie

- 86 Toby Gowin, 1997
- 81 Mike Saxon, 1985
- 68 Mitch Hoopes, 1975

Game

- 11 Danny White, vs. Philadelphia, 9/23/84
- 10 By Marv, last by Filip Filipovic, @ Detroit 11/3/02

Game, Opponent

- 11 Danny Villanueva, @ Rams, 9/30/62
- 11 John James, @ Atlanta, 9/15/74
- 11 Marv Bateman, vs. Buffalo, 11/15/76
- 11 Rich Camarillo, vs. New England, 11/22/84

Longest Punt

- 84 Ron Widby, @ New Orleans, 11/3/68
- 75 Billy Lothridge, vs. N.Y. Giants, 10/11/64
- 75 Sam Baker, vs. Rams, 9/30/62

Longest Punt, Opponent

- 81 Tom McNeill, @ New Orleans, 9/28/69
- 80 Randall Cunningham, vs. Phila., 10/16/94
- 78 Jerry Norton, vs. St. Louis, 11/5/61
- 78 Bill Van Heusen, @ Denver, 12/27/73

AVERAGE GROSS YARDS**Career (300 punts)**

- 41.7 Toby Gowin, 1997-99, 2003 (338-14,099)
- 41.5 Mike Saxon, 1985-92 (591-24,542)
- 40.1 Danny White, 1976-84 (612-24,571)

Season (Qualifiers)

- 45.4 Sam Baker, 1962 (57-2,589)
- 44.2 Sam Baker, 1963 (71-3,138)
- 43.4 Toby Gowin, 1998 (77-3,342)

Season, Rookie (Qualifiers)

- 42.8 Micah Knorr, 2000 (58-2,485)
- 41.9 Mike Saxon, 1985 (81-3,396)
- 41.8 John Jett, 1993 (56-2,342)
- 41.8 Toby Gowin, 1997 (86-3,592)

Game (4 punts)

- 55.3 Toby Gowin, vs. Chicago, 9/28/97 (6-332)
- 54.3 Ron Widby, @ New Orleans, 11/3/68 (5-267)
- 53.3 Toby Gowin, vs. Washington, 10/24/99 (4-213)

Game, Opponent (4 punts)

- 54.4 John Kidd, @ Miami, 10/27/96 (5-272)
- 54.3 Gary Collins, @ Cleveland, 10/17/65 (6-326)
- 54.0 Dave Jennings, vs. N.Y. Giants, 10/5/80 (5-270)

AVERAGE NET YARDS**Career (300 punts)**

- 35.5 Toby Gowin, 1997-99, 2003 (339-12,018)
- 34.8 Mike Saxon, 1985-92 (595-20,682)
- 34.1 Danny White, 1976-88 (617-21,052)

Season (Qualifiers)

- 40.7 Sam Baker, 1962 (57-2,319)
- 40.6 Sam Baker, 1963 (71-2,882)
- 39.5 Dave Sherer, 1960 (57-2,252)

**Season, Rookie (Qualifiers)**

- 38.1 Billy Lothridge, 1964 (62-2,361)
- 37.7 John Jett, 1993 (56-2,113)
- 36.2 Marv Bateman, 1972 (51-1,848)

Game (4 punts)

- 50.6 Ron Widby, @ New Orleans, 11/3/68 (5-253)
- 49.2 John Jett, @ Atlanta, 11/21/93 (6-295)
- 49.0 Marv Bateman, vs. St. Louis, 9/30/73 (4-191)

Game, Opponent (4 punts)

- 51.0 Pat Studstill, vs. Rams, 11/25/71 (4-204)
- 50.0 Dave Jennings, vs. N.Y. Giants, 10/5/80 (5-250)

HAD BLOCKED**Career**

- 5 Danny White, 1976-88
- 4 Mike Saxon, 1985-92
- 3 Micah Knorr, 2000-02

Season

- 3 Micah Knorr, 2001
- 2 Marv Bateman, 1973
- 2 Danny White, 1976
- 2 Mike Saxon, 1989

Most Consecutive Punts, None Blocked

- 341 Danny White, 1978-83
- 253 John Jett, 1993-96
- 204 Mike Saxon, 1989-92

INSIDE 20**Career**

- 166 Mike Saxon, 1985-92
- 159 Danny White, 1976-88
- 106 Toby Gowin, 1997-99, 2003

Season

- 31 Toby Gowin, 1998
- 28 Mike Saxon, 1986
- 26 John Jett, 1994
- 26 Toby Gowin, 1997

Game

- 5 Danny Villanueva, @ Cleveland, 10/17/65
- 5 Duane Carrell, vs. St. Louis, 11/3/74
- 5 Toby Gowin, @ Washington, 10/13/97
- 5 Toby Gowin, vs. Philadelphia, 12/12/99
- 5 Toby Gowin, vs. Buffalo, 11/9/03
- 4 By many, last by Filip Filipovic, vs. Washington, 11/28/02

Fewest Touchbacks in a Season (Qualifiers)

- 2 Danny White, 1982
- 3 Allen Green, 1961
- 3 Danny Villanueva, 1966
- 3 Marv Bateman, 1972
- 3 John Jett, 1993

PUNT RETURNS**Most Seasons Leading Team**

- 5 Bob Hayes, 1966-70
- 5 Kelvin Martin, 1987-88, 1991-92, 1996
- 3 Butch Johnson, 1976-78
- 3 Kevin Williams, 1993-95
- 3 Deion Sanders, 1997-99

Most Consecutive Seasons Leading Team

- 5 Bob Hayes, 1966-70
- 3 Butch Johnson, 1976-78
- 3 Kevin Williams, 1993-95
- 3 Deion Sanders, 1997-99

RETURNS**Career**

- 179 Kelvin Martin, 1987-92, 1996
- 146 Butch Johnson, 1976-83
- 109 Mel Renfro, 1964-77

Season

- 54 James Jones, 1980
- 54 Gary Allen, 1984
- 51 Butch Johnson, 1978

Season, Rookie

- 54 James Jones, 1980
- 45 Butch Johnson, 1976
- 36 Kevin Williams, 1993

Game

- 9 Butch Johnson, vs. Buffalo, 11/15/76
- 8 Ron Fellows, vs. Cleveland, 11/25/82
- 7 By many, last by Gary Allen, @ N.Y. Giants, 9/9/84

Game, Opponent

- 8 Phil McConkey, vs. N.Y. Giants, 11/4/84
- 7 Phillip Epps, vs. Green Bay, 9/23/84
- 7 Irving Fryar, vs. New England, 11/22/84
- 7 Vai Sikahema, @ St. Louis, 9/13/87

FAIR CATCHES**Career**

- 61 Kelvin Martin, 1987-92, 1996
- 42 Kevin Williams, 1993-96
- 38 Mel Renfro, 1964-77
- 38 Butch Johnson, 1976-83

Season

- 18 Golden Richards, 1973
- 18 Kelvin Martin, 1992
- 16 Cliff Harris, 1972

Game

- 4 Golden Richards, @ New England, 11/16/75
- 4 Golden Richards, @ Washington, 11/7/74
- 4 Kelvin Martin, vs. Philadelphia, 12/18/88

Game, Opponent

- 5 Amani Toomer, N.Y. Giants, 9/8/96
- 4 Seven times, last Jermaine Lewis, @ Houston, 9/8/02

YARDS GAINED**Career**

- 1,803 Kelvin Martin, 1987-92, 1996
- 1,313 Butch Johnson, 1976-83
- 1,184 Deion Sanders, 1995-99

Season

- 548 James Jones, 1980
- 532 Kelvin Martin, 1992
- 489 Butch Johnson, 1976

Season, Rookie

- 548 James Jones, 1980
- 489 Butch Johnson, 1976
- 418 Mel Renfro, 1964

Game

- 124 Kelvin Martin, @ Philadelphia, 12/15/91
- 122 Bob Hayes, vs. Pittsburgh, 12/8/68
- 117 Mel Renfro, vs. Green Bay, 11/29/64
- 117 Butch Johnson, vs. Buffalo, 11/15/76

Game, Opponent

- 139 Darrien Gordon, @ Atlanta, 11/11/01
- 123 Tiki Barber, @ N.Y. Giants, 10/18/99
- 105 Terance Mathis, @ N.Y. Jets, 11/4/90

Longest Punt Return (All TDs)

- 98 Dennis Morgan, vs. St. Louis, 10/13/74
- 90 Bob Hayes, vs. Pittsburgh, 12/8/68
- 85 Kelvin Martin, @ Philadelphia, 12/15/91

Longest Punt Return/Opponent (All TDs)

- 98 Terance Mathis, @ N.Y. Jets, 11/4/90
- 85 Tiki Barber, @ N.Y. Giants, 10/18/99
- 78 Michael Harper, @ N.Y. Jets, 10/4/87

AVERAGE YARDAGE**Career (75 returns)**

- 13.3 Deion Sanders, 1995-99 (89-1,184)
- 11.1 Bob Hayes, 1965-74 (104-1,158)
- 10.1 Kelvin Martin, 1987-92, 1996 (179-1,803)

Season (Qualifiers)

- 20.8 Bob Hayes, 1968 (15-312)
- 15.6 Deion Sanders, 1998 (24-375)
- 15.1 Dennis Morgan, 1974 (19-287)

Season, Rookie (Qualifiers)

- 15.1 Dennis Morgan, 1974 (19-287)
- 13.1 Mel Renfro, 1964 (32-418)
- 10.9 Butch Johnson, 1976 (45-489)

Game (3 returns)

- 40.7 Bob Hayes, vs. Pittsburgh, 12/8/68 (3-122)
- 32.0 Kevin Williams, vs. Wash., 11/20/94 (3-96)
- 29.3 Mel Renfro, vs. Green Bay, 11/29/64 (4-117)

Game, Opponent (3 returns)

- 46.3 Darrien Gordon, @ Atlanta, 11/11/01 (3-139)
- 30.0 Ron Smith, @ Oakland, 12/14/74 (3-90)
- 29.3 Michael Harper, @ N.Y. Jets, 10/4/87 (3-88)

TOUCHDOWNS**Career**

- 4 Deion Sanders, 1995-99
- 3 Bob Hayes, 1965-74
- 3 Kelvin Martin, 1987-92, 1996
- 3 Kevin Williams, 1993-96

Season

- 2 Bob Hayes, 1968
- 2 Kelvin Martin, 1992
- 2 Kevin Williams, 1993
- 2 Deion Sanders, 1998
- 2 Wane McGarity, 2000

Game

- 1 By many, last by Reggie Swinton, vs. Denver, 11/22/01



KICKOFF RETURNS

Most Seasons Leading Team

- 3 Mel Renfro, 1964-66
- 3 Butch Johnson, 1976-78
- 3 Kevin Williams, 1993-95

Most Consecutive Seasons Leading Team

- 3 Mel Renfro, 1964-66
- 3 Butch Johnson, 1976-78
- 3 Kevin Williams, 1993-95

RETURNS

Career

- 144 Kevin Williams, 1993-96
- 101 James Dixon, 1989-91
- 85 Mel Renfro, 1964-77

Season

- 56 Reggie Swinton, 2001
- 51 Jason Tucker, 2000
- 50 Herschel Walker, 1997

Season, Rookie

- 47 James Dixon, 1989
- 40 Mel Renfro, 1964
- 38 Ron Springs, 1979

Game

- 8 Mel Renfro, vs. Green Bay, 11/29/64
- 7 Robert Lavette, @ N.Y. Giants, 10/6/85
- 7 Reggie Swinton, vs. Philadelphia, 11/18/01

Game, Opponent

- 8 Mel Gray, @ Detroit, 11/8/92
- 8 Brian Mitchell, @ N.Y. Giants, 9/15/03
- 7 Terry Metcalf, @ St. Louis, 10/9/77
- 7 Dave Turner, vs. Cincinnati, 9/30/79
- 7 James Owens, vs. San Francisco, 10/12/80
- 7 Ryan Terry, vs. Arizona, 9/24/95

YARDS

Career

- 3,416 Kevin Williams, 1993-96
- 2,315 James Dixon, 1989-91
- 2,246 Mel Renfro, 1964-77

Season

- 1,327 Reggie Swinton, 2001
- 1,181 James Dixon, 1989
- 1,167 Herschel Walker, 1997

Season, Rookie

- 1,181 James Dixon, 1989
- 1,017 Mel Renfro, 1964
- 823 Dennis Morgan, 1974

Game

- 213 Reggie Swinton, @ Philadelphia, 9/22/02
- 205 Jason Tucker, @ N.Y. Giants, 10/15/00
- 203 Jason Tucker, @ New Orleans, 12/24/99

Game, Opponent

- 247 Tim Brown, @ Philadelphia, 11/6/66
- 194 Brian Mitchell, @ N.Y. Giants, 9/15/03
- 188 James Owens, San Francisco, 10/12/80

Longest Kickoff Return (All TDs)

- 102 Alexander Wright, vs. Atlanta, 12/22/91
- 101 Amos Marsh, vs. Philadelphia, 10/14/62
- 101 Ike Thomas, vs. N.Y. Jets, 12/4/71

Longest Kickoff Return, Opponent (All TDs)

- 108 Roy Green, St. Louis, 10/21/79
- 95 Robert Brooks, Green Bay, 10/3/93
- 93 Jim Butler, Pittsburgh, 10/30/66
- 93 Tim Brown, @ Philadelphia, 11/6/66

AVERAGE YARDAGE

Career (75 returns)

- 26.4 Mel Renfro, 1964-77 (85-2,246)
- 25.3 Herschel Walker, 1986-89, 1996-97 (77-1,946)
- 24.1 Reggie Swinton, 2001-02 (84-2,024)

Season (Qualifiers)

- 30.0 Mel Renfro, 1965 (21-630)
- 28.9 Herschel Walker, 1996 (27-779)
- 28.4 Cliff Harris, 1971 (29-823)

Season, Rookie (Qualifiers)

- 26.5 Bob Hayes, 1965 (17-450)
- 25.7 Amos Marsh, 1961 (26-667)
- 25.4 Mel Renfro, 1964 (40-1,017)

Game (3 returns)

- 48.0 Mark Washington, @ Wash., 11/22/70 (3-144)
- 43.7 Reggie Swinton, vs. Tampa Bay (9/9/01) (3-131)
- 43.6 Ike Thomas, vs. Rams, 11/25/71 (3-131)

Game, Opponent (3 returns)

- 49.4 Tim Brown, @ Philadelphia, 11/6/66 (5-247)
- 40.8 Mike Nelms, Washington, 11/22/81 (4-163)
- 40.0 Jim Butler, Pittsburgh, 10/30/66 (3-120)

TOUCHDOWNS

Career

- 2 Mel Renfro, 1964-77
- 2 Ike Thomas, 1971
- 2 Alexander Wright, 1990-91

Season

- 2 Ike Thomas, 1971

Game

- 1 By many players, last by Randal Williams, vs. Philadelphia, 10/12/03

Game, Opponent

- 2 Tim Brown, @ Philadelphia, 11/6/66

COMBINED KICK RETURNS

MOST RETURNS

Career

- 239 Kevin Williams, 1993-96 (p-95, k-144)
- 230 Kelvin Martin, 1987-92, 1996 (p-179, k-51)
- 225 Butch Johnson, 1976-83 (p-146, k-79)

Season

- 87 Gary Allen, 1984 (p-54, k-33)
- 87 Reggie Swinton, 2001 (p-31, k-56)
- 86 James Jones, 1980 (p-54, k-32)

Game

- 12 Mel Renfro, vs. G.B., 11/29/64 (p-4, k-8)
- 11 Butch Johnson, vs. Buff., 11/15/76 (p-9, k-2)
- 11 Reggie Swinton, vs. Denver, 11/22/01 (p-5, k-6)

Game, Opponent

- 12 Larry Jones, vs. Wash., 12/13/75 (p-6, k-6)
- 10 Phil McConkey, vs. N.Y. Giants, 11/4/84 (p-8, k-2)
- 10 Stump Mitchell, @ St. Louis, 9/11/83 (p-5, k-5)
- 10 Brian Mitchell, vs. Wash., 11/20/94 (p-5, k-5)

YARDS GAINED

Career

- 4,329 Kevin Williams, 1993-96 (p-913, k-3,416)
- 3,145 Butch Johnson, 1976-83 (p-1,313, k-1,832)
- 3,088 Mel Renfro, 1964-77 (p-842, k-2,246)

Season

- 1,741 Reggie Swinton, 2001 (p-414, k-1,327)
- 1,497 Kevin Williams, 1994 (p-349, k-1,148)
- 1,435 Mel Renfro, 1964 (p-418, k-1,017)

Game

- 273 Mel Renfro, vs. G.B., 11/29/64 (p-117, k-156)
- 224 Reggie Swinton, vs. Denver, 11/22/01 (p-100, k-124)
- 215 Reggie Swinton, @ Philadelphia, 9/22/02 (p-2, k-213)

Game, Opponent

- 247 Tim Brown, @ Philadelphia, 11/6/66 (k-247)
- 213 Stump Mitchell, St. Louis, 9/11/83 (p-53, k-160)
- 212 Brian Mitchell, vs. Wash., 11/20/94 (p-32, k-180)

TOUCHDOWNS

Career

- 4 Kevin Williams, 1993-94 (p-3, k-1)
- 4 Deion Sanders, 1995-99 (p-4)
- 3 Bob Hayes, 1965-74 (p-3)
- 3 Mel Renfro, 1964-77 (p-1, k-2)
- 3 Kelvin Martin, 1987-92 (p-3)

Season

- 2 Bob Hayes, 1968 (p-2)
- 2 Ike Thomas, 1971 (k-2)
- 2 Kelvin Martin, 1992 (p-2)
- 2 Kevin Williams, 1993 (p-2)
- 2 Kevin Williams, 1994 (p-1, k-1)
- 2 Deion Sanders, 1998 (p-2)
- 2 Wane McGarity, 2000 (p-2)

Game

- 1 By many players, last by Randal Williams, vs. Philadelphia, 10/12/03

Game, Opponent

- 2 Tim Brown, @ Philadelphia, 11/6/66 (k-2)



COMBINED NET YARDS

Rushing, receiving, interception returns, kickoff returns, punt returns and fumble returns

Most Seasons Leading Team

- 10 Emmitt Smith, 1990-96, 1998-2000
- 9 Tony Dorsett, 1977-85
- 4 Herschel Walker, 1986-88, 1997

Most Consecutive Seasons Leading Team

- 9 Tony Dorsett, 1977-85
- 7 Emmitt Smith, 1990-96
- 8 Herschel Walker, 1986-88
- 3 Emmitt Smith, 1998-2000

ATTEMPTS

Career

- 4,538 Emmitt Smith, 1990-2002
- 3,153 Tony Dorsett, 1977-87
- 1,677 Don Perkins, 1961-68

Season

- 439 Emmitt Smith, 1995
- 433 Emmitt Smith, 1992
- 418 Emmitt Smith, 1994

Game

- 42 Emmitt Smith, @ N.Y. Giants, 1/2/94 (ru-32, re-10)
- 39 Emmitt Smith, @ G.B., 10/6/91 (ru-32, re-7)
- 38 Emmitt Smith, @ Cleveland, 9/1/91 (ru-32, re-6)
- 38 Emmitt Smith, vs. N.Y. Giants, 11/7/94 (ru-35, re-3)
- 38 Emmitt Smith, vs. G.B., 11/24/94 (ru-32, re-6)

YARDS

Career

- 20,174 Emmitt Smith, 1990-2002
- 15,501 Tony Dorsett, 1977-87
- 9,104 Bob Hayes, 1965-74

Season

- 2,148 Emmitt Smith, 1995
- 2,048 Emmitt Smith, 1992
- 2,019 Herschel Walker, 1988

Season, Rookie

- 1,688 James Dixon, 1989
- 1,598 Bob Hayes, 1965
- 1,564 Don Perkins, 1961

Game

- 331 Jason Tucker, @ New Orleans, 12/24/99
- 307 Kevin Williams, @ Arizona, 12/25/95
- 292 Herschel Walker, vs. Philadelphia, 12/14/86

INTERCEPTIONS BY

Most Seasons Leading Team

- 5 Everson Walls, 1981-82, 1985, 1987-88
- 4 Cornell Green, 1963, 1965-67

Most Consecutive Seasons Leading Team

- 3 Don Bishop, 1960-62
- 3 Cornell Green, 1965-67

Career

- 52 Mel Renfro, 1964-77
- 44 Everson Walls, 1981-89
- 41 Charlie Waters, 1970-78, 1980-81

Season

- 11 Everson Walls, 1981
- 10 Mel Renfro, 1969
- 9 Everson Walls, 1985

Season, Rookie

- 11 Everson Walls, 1981
- 7 Mel Renfro, 1964
- 7 Michael Downs, 1981

Game

- 3 Herb Adderley, @ Philadelphia, 9/26/71
- 3 Lee Roy Jordan, vs. Cincinnati, 11/4/73
- 3 Dennis Thurman, vs. Philadelphia, 12/13/81
- 3 Terence Newman, @ Detroit, 10/19/03

Consecutive Games Intercepted By

- 5 Don Bishop, 1961
- 4 Charlie Waters, 1972-73
- 4 Dennis Thurman, 1985

Game, Opponent

- 3 Eight times, last by Adrian Wilson, @ Arizona, 10/20/02

YARDS GAINED

Career

- 626 Mel Renfro, 1964-77
- 584 Charlie Waters, 1970-78, 1980-81
- 562 Dennis Thurman, 1978-85

Season

- 211 Cornell Green, 1963
- 187 Dennis Thurman, 1981
- 182 Herb Adderley, 1971

Season, Rookie

- 136 Mike Gaechter, 1962
- 133 Everson Walls, 1981
- 110 Mel Renfro, 1964

Game

- 121 Mike Gaechter, vs. Washington, 11/3/63
- 102 Herb Adderley, @ Philadelphia, 9/26/71
- 100 Mike Gaechter, vs. Philadelphia, 10/14/62

Game, Opponent

- 110 Jim Steffen, @ Washington, 9/29/63
- 102 Erich Barnes, vs. N.Y. Giants, 10/15/61
- 98 Delles Howell, @ New Orleans, 10/17/71
- 98 Ross Fichtner, @ Cleveland, 10/23/66

Longest Returns (All TDs except as noted)

- 100 Mike Gaechter, vs. Philadelphia, 10/14/62
- 96 Dennis Thurman, @ Washington, 9/6/81 (no TD)
- 95 George Teague, vs. Green Bay, 11/14/99

Longest Return, Opponent (All TDs)

- 104 James Willis and Troy Vincent, vs. Philadelphia, 11/3/96
- 102 Erich Barnes, vs. N.Y. Giants, 10/15/61
- 96 Ray Crockett, @ Detroit, 10/27/91

TOUCHDOWNS

Career

- 4 Dennis Thurman, 1977-85
- 4 Dexter Coakley, 1997-2002
- 3 Mel Renfro, 1964-77
- 3 Lee Roy Jordan, 1963-76
- 3 Larry Cole, 1968-80

Season

- 2 Larry Brown, 1995
- 2 George Teague, 1999
- 2 Dexter Coakley, 2001
- 2 Roy Williams, 2002

Game

- 1 By many players, last by Mario Edwards, @ Detroit, 10/19/03

FUMBLES

OPPONENTS' FUMBLES RECOVERED

Career

- 19 Ed Jones, 1974-78, 1980-89
- 16 Chuck Howley, 1961-73
- 16 Dave Edwards, 1963-75
- 16 Lee Roy Jordan, 1963-76
- 16 Cliff Harris, 1970-79

Season

- 5 Don Healy, 1961
- 4 Jerry Norton, 1962
- 4 Jethro Pugh, 1967
- 4 Larry Cole, 1971
- 4 Jethro Pugh, 1973
- 4 Dextor Clinkscale, 1983
- 4 Eugene Lockhart, 1985

Game

- 2 Many times, last by Kevin Mathis, vs. Carolina, 10/11/98

Longest Fumble Returns (All TDs)

- 98 Greg Ellis, vs. Arizona, 10/3/99
- 97 Chuck Howley, vs. Atlanta, 10/2/66
- 86 Michael Downs, @ Houston, 12/13/82

Longest Fumble Returns, Opponent (All TDs)

- 96 Joe Lavender, @ Philadelphia, 9/23/74
- 81 Andy Headen, @ N.Y. Giants, 9/9/84
- 73 Skip Vanderbunt, vs. San Francisco, 11/23/72

OPPONENTS' FUMBLE RETURNED FOR TOUCHDOWN

Career

- 3 Bob Lilly, 1961-74
- 2 Cornell Green, 1962-74
- 2 Benny Barner, 1972-82
- 2 Mike Hegman, 1976-88
- 2 Michael Downs, 1981-88
- 2 Jim Jeffcoat, 1983-94



SACKS

Most Seasons Led Team

- 7 Harvey Martin, 1974-77, 1979-80, 1982
- 5 Jethro Pugh, 1968-72
- 4 George Andrie, 1964-67
- 4 Greg Ellis, 1999, 2001-03

Most Consecutive Seasons Leading Team

- 5 Jethro Pugh, 1968-72
- 4 George Andrie, 1964-67
- 4 Harvey Martin, 1974-77

TOTAL SACKS

Career

- 113 Harvey Martin, 1973-83
- 111 Randy White, 1975-88
- 106 Ed Jones, 1974-78, 1980-89

Season

- 23 Harvey Martin, 1977
- 18½ George Andrie, 1966
- 16 Randy White, 1978

Season, Rookie

- 9 Willie Townes, 1966
- 9 Harvey Martin, 1973
- 7½ Jimmie Jones, 1990

Game

- 5 Bob Lilly, @ Pittsburgh, 11/20/66
- 5 Jim Jeffcoat, @ Washington, 11/10/85
- 4 Eight times, last by Charles Haley, @ Pittsburgh, 9/4/94

Game, Rookie

- 3 Randy White, @ Detroit, 10/6/75
- 3 Randy White, @ New England, 11/16/75
- 2½ Five times, last by Jimmie Jones, vs. Tampa Bay, 10/7/90

Game, Opponent

- 4½ Jim Katcavage, @ N.Y. Giants, 10/20/63
- 4½ Clyde Simmons, vs. Philadelphia, 9/15/91

TACKLES

COMBINED TACKLES

Career

- 1,350 Darren Woodson, 1992-2003
- 1,236 Lee Roy Jordan, 1963-76
- 1,104 Randy White, 1975-88

Season

- 222 Eugene Lockhart, 1989
- 173 Dexter Coakley, 2002
- 172 Dat Nguyen, 2001

Season, Rookie

- 136 Dexter Coakley, 1997
- 127 Roy Williams, 2002
- 108 Robert Jones, 1992

Game

- 21 Lee Roy Jordan, vs. Philadelphia, 9/26/71
- 20 Fred Strickland, @ N.Y. Giants, 11/24/96
- 19 Eight times, last by Dexter Coakley, @ Arizona, 10/20/02

SOLO TACKLES

Career

- 787 Darren Woodson, 1992-2003
- 743 Lee Roy Jordan, 1963-76
- 701 Randy White, 1975-88

Season

- 154 Eugene Lockhart, 1989
- 104 Dat Nguyen, 2001
- 100 Lee Roy Jordan, 1975

Game

- 16 Eugene Lockhart, vs. Phoenix, 10/29/89
- 15 Dexter Coakley, @ Seattle, 12/16/01
- 15 Dexter Coakley, @ Arizona, 10/20/02
- 14 Lee Roy Jordan, vs. Philadelphia, 10/28/73
- 14 Brock Marion, @ Green Bay, 11/23/97

ASSISTED TACKLES

Career

- 563 Darren Woodson, 1992-2003
- 493 Lee Roy Jordan, 1963-76
- 466 Bob Breunig, 1975-84

Season

- 101 Jerry Tubbs, 1960

Game

- 15 Jerry Tubbs, vs. Chicago, 11/27/60

BLOCKED KICKS

BLOCKS

(Extra points, Field Goals and Punts)

Career

- 10 Cornell Green, 1962-74
- 9 Mike Gaechter, 1962-69
- 9 Ed Jones, 1974-78, 1980-89

Season

- 3 Jethro Pugh, 1965
- 3 Ed Jones, 1978
- 3 Michael Downs, 1986
- 3 Flozell Adams, 2003

Game

- 2 Billy Joe DuPree, vs. N.Y. Giants, 10/21/73
- 2 Leon Lett, vs. Detroit, 9/19/94

Game, Opponent

- 2 Bob Freeman, vs. Philadelphia, 9/30/60
- 2 Matt Blair, @ Minnesota, 10/7/79

BLOCKED EXTRA POINTS

Career

- 4 Flozell Adams, 1998-2003
- 2 Cornell Green, 1962-74
- 2 Mike Gaechter, 1962-69
- 2 Ed Jones, 1974-78, 1980-89

Season

- 3 Flozell Adams, 2003
- 1 By many, last by Flozell Adams, 2001

Game

- 1 By many, last by Flozell Adams, vs. Miami, 11/27/03

Game, Opponent

- 2 Bob Freeman, vs. Philadelphia, 9/30/60
- 2 Matt Blair, @ Minnesota, 10/7/79

BLOCKED FIELD GOALS

Career

- 8 Cornell Green, 1962-74
- 7 Mike Gaechter, 1962-69
- 7 Ed Jones, 1974-78, 1980-89

Season

- 2 Ten times, last by Leon Lett, 1994
- 1 Many times, last by Flozell Adams, 2002

Game

- 2 Leon Lett, vs. Detroit, 9/19/94
- 1 Many times, last by Flozell Adams, vs. Washington, 11/28/02

Game, Opponent

- 1 By many, last by Jon Runyan, vs. Philadelphia, 11/18/01

BLOCKED PUNTS

Career

- 4 Issiac Holt, 1989-92
- 2 Billy Joe DuPree, 1973-83
- 2 Thomas Henderson, 1975-79
- 2 Aaron Kyle, 1976-79
- 2 Charlie Waters, 1970-78, 1980-81

Season

- 2 Billy Joe DuPree, 1973
- 2 Aaron Kyle, 1976
- 2 Issiac Holt, 1990

Game

- 2 Billy Joe DuPree, vs. N.Y. Giants, 10/21/73

Game, Opponent

- 1 By many, last by Kevin Mitchell, vs. Washington, 11/28/02

Cowboys Team Records

1960 — 12 games; 1961-77 — 14 games; 1978-2003 — 16 games.

NOTE: The 1982 regular season was reduced to nine games and the 1987 season to 15 games due to players' strikes.

GAMES WON

Most Consecutive Games Won (Including postseason)

12 1971-72
10 1993-94
9 1977-78

Most Consecutive Games Won (Regular season)

11 1968-69
9 1971-72, 1978-79
8 1977, 1991-92

Most Games Won, Season (Including postseason)

16 1992
15 1977, 1993, 1995
14 1971, 1978, 1980

Most Games Won, Season (Regular season)

13 1992
12 1968, 1977, 1978, 1980, 1981, 1983, 1993,
1994, 1995

Most Consecutive Games Won, Season (Including postseason)

10 1971
8 1977, 1978, 1993

Most Consecutive Games Won, Season (Regular season)

8 1977
7 1971, 1983, 1993

Most Consecutive Games Won, Start of Season

8 1977
7 1983
6 1968, 1969

Most Consecutive Games Won, End of Season

7 1971
6 1978
5 1968, 1970, 1991, 1993

Most Consecutive Home Games Won (Including postseason)

18 1980-81
11 1971-72, 1991-92
9 1975-76

Most Consecutive Road Games Won (Including postseason)

7 1968, 1993-94
6 1966-67, 1975-76, 1978-79

GAMES LOST

Most Consecutive Games Lost

10 1960, 1988
9 1988-89

Most Consecutive Games Without Victory

12 1960
10 1988
9 1988-89

Most Games Lost, Season

15 1989
13 1988
11 1960, 2000, 2001, 2002

Most Consecutive Home Games Lost

14 1988-89
6 1960

Most Consecutive Home Games Without Victory

14 1988-89
7 1962-63

Most Consecutive Away Games Lost

9 1962-63, 2000-2001
8 1997-98, 1999-2000

Most Consecutive Away Games Without Victory (Including postseason)

9 1962-63, 1999-2000, 2000-2001
8 1997-98
7 1960, 1964-65

SCORING

Most Points, Season

479 1983
454 1980
445 1966

Most Points, Opponent, Season

402 1962
393 1989
381 1988

Fewest Points, Season

177 1960
204 1989
217 2002

Fewest Points, Opponent, Season

186 1968
194 1976
208 1978*

Most Points, Game

59 vs. Detroit, 9/15/68
59 vs. San Francisco, 10/12/80
56 vs. Philadelphia, 10/9/66

Most Points, Opponent, Game

54 @ Minnesota, 10/18/70
52 @ St. Louis, 12/9/62
50 @ Cincinnati, 12/8/85

Most Points, Both Teams, Game

86 @ Buffalo, 9/19/71 (Dallas 49, Buffalo 37)
82 vs. Minnesota, 11/26/87
(Minnesota 44, Dallas 38 OT)
82 vs. Minnesota, 11/26/98
(Minnesota 46, Dallas 36)

Fewest Points, Both Teams, Game

8 @ Cleveland, 12/12/70 (Dallas 6, Clev. 2)
10 @ Houston, 11/24/74 (Dallas 10, Houston 0)
12 vs. N.Y. Giants, 11/7/76 (Dallas 9, N.Y. Giants 3)
12 @ New England, 11/16/03 (New England 12, Dallas 0)

Most Points Overcome To Win Game

21 vs. New Orleans, 10/21/84
21 @ Washington, 9/12/99 (OT)
20 @ Washington, 9/5/83

Most Points, Opponent, Overcome To Win Game

21 @ Washington, 11/28/65
20 @ Philadelphia, 10/23/88
18 vs. Indianapolis, 9/15/96

Most Points, First Half

42 vs. Philadelphia, 10/19/69
38 vs. N.Y. Jets, 12/4/71
38 vs. San Francisco, 10/12/80

Most Points, Opponent, First Half

35 @ Denver, 9/13/98
34 @ Minnesota, 10/18/70
34 @ Rams, 10/14/73
34 @ Washington, 11/23/86

Most Points, Both Teams, First Half

55 vs. Raiders, 10/23/83
52 @ N.Y. Giants, 12/16/62
52 @ Buffalo, 9/19/71
52 @ Denver, 9/13/98

Most Points, Second Half

36 vs. Green Bay, 11/24/94
31 @ Philadelphia, 9/29/68
31 @ Washington, 11/17/68

Most Points, Opponent, Second Half

38 @ St. Louis, 12/9/62
35 @ Green Bay, 11/23/97
28 Eight times, last @ Indianapolis, 10/31/99

Most Points, Both Teams, Second Half

58 vs. St. Louis, 9/28/75 (OT)
50 vs. Green Bay, 11/24/94
49 vs. N.Y. Giants, 10/21/73
49 @ Cincinnati, 12/8/85
49 @ Washington, 9/12/99 (OT)

Most Points, First Quarter

28 vs. Philadelphia, 10/19/69
28 vs. N.Y. Jets, 12/4/71
21 Four times, last vs. Arizona, 10/9/94

Most Points, Opponent, First Quarter

22 @ Cincinnati, 12/8/85
21 vs. Cleveland, 12/3/61
21 @ San Francisco, 10/11/81
21 @ San Francisco, 12/19/83
21 @ Denver, 9/13/98
21 vs. Minnesota, 11/26/98
21 @ N.Y. Giants, 12/15/02

*16-game record

**Most Points, Both Teams, First Quarter**

35 vs. Philadelphia, 10/19/69
 35 vs. Atlanta, 12/22/91
 28 vs. St. Louis, 11/23/67
 28 vs. N.Y. Jets, 12/4/71
 28 @ Denver, 9/13/98

Most Points, Second Quarter

24 vs. N.Y. Giants, 9/18/66
 24 vs. Pittsburgh, 10/30/66
 24 vs. Detroit, 9/15/68
 24 vs. New England, 10/24/71
 24 vs. San Francisco, 10/12/80
 24 @ Washington, 10/2/94

Most Points, Opponent, Second Quarter

26 @ Philadelphia, 9/30/01
 24 vs. Baltimore, 10/30/60
 24 vs. N.Y. Giants, 11/11/62

Most Points, Both Teams, Second Quarter

42 @ N.Y. Giants, 12/16/62
 38 vs. Kansas City, 11/10/75
 38 vs. Raiders, 10/23/83

Most Points, Third Quarter

24 vs. Chicago, 12/27/92
 21 Six times, last vs. N.Y. Giants, 11/7/94

Most Points, Opponent, Third Quarter

24 @ Tennessee, 12/25/00
 22 @ Washington, 9/12/99
 21 @ Washington, 12/17/61
 21 @ Cincinnati, 12/8/85

Most Points, Both Teams, Third Quarter

35 @ Washington, 12/17/61
 35 vs. St. Louis, 9/28/75
 28 Four times, last @ Cincinnati, 12/8/85

Most Points, Fourth Quarter

21 Nine times, last vs. Denver, 11/22/01

Most Points, Opponent, Fourth Quarter

21 @ St. Louis, 12/9/62
 21 @ Washington, 11/28/65
 21 vs. St. Louis, 11/16/70
 21 @ San Diego, 11/5/72
 21 @ St. Louis, 9/13/87
 21 @ Green Bay, 11/23/97
 21 vs. San Francisco, 12/8/02

Most Points, Both Teams, Fourth Quarter

35 vs. N.Y. Giants, 10/21/73
 35 vs. San Francisco, 12/8/02
 31 vs. Washington, 12/11/66
 31 vs. Washington, 12/16/79

Most Consecutive Games Scoring

218 1970-85
 151 1991-2000
 146 1960-70

TOUCHDOWNS**Most Touchdowns, Season**

60 1980
 59 1983
 56 1966

Most Touchdowns, Opponent, Season

52 1962
 49 1961
 48 1963

Fewest Touchdowns, Season

23 1960
 25 1989*
 26 2001, 2002

Fewest Touchdowns, Opponent, Season

23 1968
 23 1973
 23 1993

Most Touchdowns, Game

8 vs. Philadelphia, 10/9/66
 8 vs. Detroit, 9/15/68
 8 vs. San Francisco, 10/12/80

Most Touchdowns, Opponent, Game

7 vs. Cleveland, 10/16/60
 7 @ St. Louis, 12/9/62
 7 @ Cincinnati, 12/8/85

Most Touchdowns, Both Teams, Game

12 vs. Buffalo, 9/19/71
 11 @ San Francisco, 12/12/77
 11 vs. Minnesota, 11/26/87

Most Consecutive Games Score Touchdown

75 1979-84
 73 1960-65
 72 1965-70

POINT AFTER TOUCHDOWNS**Most Points After Touchdowns, Season**

59 1980
 57 1983
 56 1966

Most Point After Touchdowns, Opponent, Season

49 1962
 45 1963
 44 1961

Most Point After Touchdowns, Game

8 vs. Philadelphia, 10/9/66
 8 vs. Detroit, 9/15/68
 8 vs. San Francisco, 10/12/80

Most Point After Touchdowns, Opponent, Game

7 @ St. Louis, 12/9/62
 6 Nine times, last @ Denver, 9/13/98

Most Consecutive Point After Touchdowns (Kicking)

191 1996-2003
 162 1969-73
 143 1985-89

Most Two Point Conversions, Attempted, Season

5 1997
 4 2000
 2 1994, 1995, 1996, 1998

Most Two Point Conversions Attempted, Opponent Season

4 1996, 1999
 3 1994, 1995, 2000

Most Two Point Conversions Made, Season

2 1996, 1997, 2000
 1 1995

Most Two Point Conversions Made, Opponent, Season

3 1999
 2 1997, 1998, 2003

FIELD GOALS**Most Field Goals Attempted, Season**

39 1991
 38 1997
 37 1993

Most Field Goals Attempted, Opponent, Season

39 1991
 38 2002
 36 2001

Fewest Field Goals Attempted, Season

13 1960
 17 1980*
 19 2002

Fewest Field Goals Attempted, Opp., Season

12 1976
 15 1977
 17 1992*

Most Field Goals Attempted, Game

8 @ N.Y. Giants, 9/15/03
 7 @ Chicago, 11/24/68
 7 vs. Green Bay, 11/18/96

Most Field Goals Attempted, Opponent, Game

7 @ Philadelphia, 12/5/65
 6 vs. San Francisco, 11/20/60
 6 vs. St. Louis, 12/18/71
 6 @ Green Bay, 10/1/72
 6 @ Arizona, 10/13/02

Most Field Goals Attempted, Both Teams, Game

9 @ Philadelphia, 12/5/65
 9 @ Chicago, 11/24/68
 9 @ N.Y. Giants, 9/15/03

Most Field Goals Made, Season

34 1997
 32 1996
 30 1993

Most Field Goals Made, Opponent, Season

29 1991
 28 1989, 1996
 27 2001, 2002

Fewest Field Goals Made, Season

6 1960
 9 1963, 1967
 10 1974, 1989*



Fewest Field Goals Made, Opponent, Season

7 1976
8 1967
9 1968, 1969
11 1978*

Most Field Goals Made, Game

7 vs. Green Bay, 11/18/96
7 @ N.Y. Giants, 9/15/03
5 @ Rams, 12/21/87
5 vs. Green Bay, 10/3/93
5 vs. N.Y. Giants, 12/17/95
5 @ Arizona, 9/7/97
5 vs. Philadelphia, 9/15/97

Most Field Goals Made, Opponent, Game

5 vs. Atlanta, 10/20/96
5 vs. Philadelphia, 11/18/01
4 Many times, last vs. Denver, 11/22/01

Most Field Goals Made, Both Teams, Game

8 @ N.Y. Giants, 9/15/03
7 @ Houston, 11/10/91
7 vs. N.Y. Giants, 12/17/95
7 vs. Green Bay, 11/18/96
7 vs. Philadelphia, 9/15/97

Most Consecutive Games Scoring Field Goal

18 1992-93
15 1996-97
13 2001-02

SAFETIES

Most Safeties, Season

3 1981
2 Many times, last 2003

Most Safeties, Opponent, Season

2 1960, 1986, 1988, 2002

Most Safeties, Game

2 vs. Philadelphia, 11/19/72
2 vs. Arizona, 10/5/03
1 Many times, last vs. Jacksonville, 11/24/02

FIRST DOWNS

Most First Downs, Season

364 1995
342 1978, 1983
339 1979

Most First Downs, Opponent, Season

321 1989
312 1985
309 2000

Most First Downs, Both Teams, Season

667 1995
648 1985
633 1980

Fewest First Downs, Season

180 1960
211 1965
237 2002*

Fewest First Downs, Opponent, Season

199 1974
200 1971
228 2003*

Most First Downs, Game

33 @ Detroit, 9/15/85
32 Five times, last vs. Minnesota, 11/26/98

Most First Downs, Opponent, Game

33 @ Houston, 11/10/91
32 @ Oakland, 11/19/95
32 @ Washington, 12/22/96

Most First Downs, Both Teams, Game

57 @ Oakland, 11/19/95
55 @ Washington, 9/12/99 (OT)
54 @ San Francisco, 11/10/63
54 @ N.Y. Giants, 9/10/78
54 @ Houston, 11/10/91

Fewest First Downs, Game

6 @ Tennessee, 12/25/00
7 @ N.Y. Giants, 12/16/89
8 Nine times, last @ Washington, 12/29/02

Fewest First Downs, Opponent, Game

5 @ Philadelphia, 11/6/66
5 @ Philadelphia, 9/23/74
6 Three times, last vs. Seattle, 10/11/92

Fewest First Downs, Both Teams, Game

20 @ Green Bay, 10/24/65
21 @ Philadelphia, 11/6/66
21 @ Houston, 11/24/74
21 @ N.Y. Giants, 12/16/89

Most First Downs, Rushing, Season

147 1974
146 1978
143 1980

Most First Downs, Rushing, Opponent, Season

137 2000
122 1961
118 1986

Fewest First Downs, Rushing, Season

57 1960
78 1989*
82 1997

Fewest First Downs, Rushing, Opp., Season

52 1969
59 1971
68 1992*, 2003*

Most First Downs, Rushing, Game

19 @ Baltimore, 12/6/81
18 vs. Cleveland, 11/25/82
17 @ Green Bay, 11/12/78
17 vs. Washington, 11/22/81

Most First Downs, Rushing, Opponent, Game

17 @ Chicago, 9/30/84
17 vs. Philadelphia, 9/3/00
15 Four times, last @ Baltimore, 11/19/00

Fewest First Downs, Rushing, Game

0 vs. Philadelphia, 11/1/70

Fewest First Downs, Rushing, Opponent, Game

0 Six times, last @ Atlanta, 12/21/92
1 Many times, last vs. N.Y. Giants, 12/21/03

Most First Downs, Passing, Season

208 1985
205 1983
202 1984

Most First Downs, Passing, Opponent, Season

193 1985
183 1989
181 1983

Fewest First Downs, Passing, Season

95 1970
105 1960
108 1965
110 2001*

Fewest First Downs, Passing, Opp., Season

94 1977
97 1960
105 1970
127 2003*

Most First Downs, Passing, Game

23 @ San Francisco, 11/10/63
22 @ Detroit, 9/15/95
21 @ Miami, 10/27/96

Most First Downs, Passing, Opponent, Game

21 vs. Chicago, 11/18/62
21 vs. Kansas City, 11/20/83
21 @ St. Louis, 11/11/84
21 @ Arizona, 11/15/98

Fewest First Downs, Passing, Game

1 vs. Tampa Bay, 9/9/01
2 @ Phoenix, 10/14/90
2 @ Tennessee, 12/25/00

Fewest First Downs, Passing, Opponent, Game

1 Three times, last @ N.Y. Jets, 12/21/75

Most First Downs, Penalty, Season

33 1985
32 2000
30 1993

Most First Downs, Penalty, Opponent, Season

38 1997
34 1987
33 2003

Fewest First Downs, Penalty, Season

9 1961, 1962, 1971
11 1963, 1967
18 1996*

Fewest First Downs, Penalty, Opp., Season

10 1969
12 1961
16 1991*

*16-game record



Most First Downs, Penalty, Game

7 vs. Washington, 12/26/93
6 vs. Tampa Bay, 10/9/83
5 12 times, last vs. N.Y. Giants, 12/17/00

Most First Downs, Penalty, Opponent, Game

7 @ N.Y. Jets, 10/4/87
6 Five times, last @ Green Bay, 11/23/97

NET YARDS GAINED RUSHING AND PASSING

Most Yards Gained, Season

5,968 1979
5,959 1978, 1983

Most Yards Gained, Opponent, Season

5,608 1985
5,556 1989
5,427 1983

Fewest Yards Gained, Season

3,153 1960
3,704 1964
3,995 1965
4,081 1990*

Fewest Yards Gained, Opponent, Season

3,213 1977
3,463 1974
3,466 1973
3,933 1992*

Most Yards Gained, Game

652 vs. Philadelphia, 10/9/66
583 vs. Baltimore, 9/4/78
578 vs. St. Louis, 9/30/73

Most Yards Gained, Opponent, Game

583 @ Houston, 11/10/91
570 @ Cincinnati, 12/8/85
529 vs. Miami, 10/25/81

Most Yards Gained, Both Teams, Game

1,045 @ Washington, 9/12/99 (OT)
995 vs. Miami, 10/25/81
984 vs. Minnesota, 11/26/98

Fewest Yards Gained, Game

90 vs. Philadelphia, 9/15/91
96 @ Tennessee, 12/25/00
100 @ Phoenix, 10/14/90

Fewest Yards Gained, Opponent, Game

62 vs. Seattle, 10/11/92
63 @ Green Bay, 10/24/65
80 @ Philadelphia, 11/6/66

Fewest Yards Gained, Both Teams, Game

255 @ Green Bay, 10/24/65
320 @ Philadelphia, 11/6/66
333 @ Houston, 11/24/74

Most Consecutive Games, 300 or More Yards

17 1975-76
15 1978-79
13 1992-93

Most Consecutive Games, 400 or More Yards

4 1976
3 1983
2 Many times, last 2003

RUSHING

ATTEMPTS

Most Rushing Attempts, Season

630 1981
625 1978
594 1980

Most Rushing Attempts, Opponent, Season

543 1989
538 2000
511 1997

Fewest Rushing Attempts, Season

311 1960
355 1989*
393 1990

Fewest Rushing Attempts, Opponent, Season

313 1969
339 1967
345 1992*

Most Rushing Attempts, Game

66 @ Baltimore, 12/6/81
59 vs. San Francisco, 10/12/80
58 @ Green Bay, 11/12/78

Most Rushing Attempts, Opponent, Game

53 vs. N.Y. Giants, 11/7/76
52 vs. N.Y. Giants, 12/17/72
51 vs. N.Y. Giants, 9/16/90

Fewest Rushing Attempts, Game

10 @ New Orleans, 9/10/89
11 vs. N.Y. Giants, 9/16/90
13 Four times, last vs. Philadelphia, 9/3/00

Fewest Rushing Attempts, Opponent, Game

11 @ Atlanta, 12/21/92
12 vs. Pittsburgh, 10/30/66
12 vs. N.Y. Giants, 9/24/67
12 vs. Philadelphia, 10/16/83

YARDS

Most Yards Gained Rushing, Season

2,783 1978
2,711 1981
2,454 1974

Most Yards Gained Rushing, Opponent, Season

2,636 2000
2,242 1960
2,226 1984

Fewest Yards Gained Rushing, Season

1,049 1960
1,409 1989*
1,500 1990

Fewest Yards Gained Rushing, Opp., Season

1,050 1969
1,094 1967
1,144 1971
1,244 1992*

Most Yards Gained Rushing, Game

354 @ Baltimore, 12/6/81
313 @ Green Bay, 11/12/78
299 vs. Cleveland, 11/25/82

Most Yards Gained Rushing, Opponent, Game

306 vs. Philadelphia, 9/3/00
289 vs. Philadelphia, 10/22/61
283 @ Chicago, 9/30/84

Most Yards Gained Rushing, Both Teams, Game

510 @ Baltimore, 12/6/81
466 vs. Philadelphia, 10/22/61
450 vs. N.Y. Giants, 10/15/61

Fewest Yards Gained Rushing, Game

8 @ New Orleans, 12/6/98
20 @ New Orleans, 9/10/89
20 vs. N.Y. Giants, 9/16/90

Fewest Yards Gained Rushing, Opponent, Game

7 vs. Pittsburgh, 10/30/66
11 @ Cleveland, 9/17/67
16 @ Washington, 10/8/67

AVERAGE GAIN

Highest Average Gain Rushing, Season

4.70 1962
4.52 1974
4.50 1966

Highest Average Gain Rushing, Opponent, Season

5.04 1960
4.92 1961
4.90 2000

Lowest Average Gain Rushing, Season

3.37 1960
3.45 1996
3.55 1994

Lowest Average Gain Rushing, Opponent, Season

3.22 1974
3.23 1967
3.24 1971

TOUCHDOWNS

Most Touchdowns Rushing, Season

29 1995
26 1968, 1980, 1994

Most Touchdowns, Rushing, Opponent, Season

24 1960
21 1989
19 1962, 1987

Fewest Touchdowns, Rushing, Season

6 1960, 1961, 1997
7 1989, 2002

Fewest Touchdowns, Rushing, Opp., Season

3 1968, 1969
5 1973
6 1999*

*16-game record



Most Touchdowns, Rushing, Game

- 5 @ Philadelphia, 9/29/68
- 5 @ Buffalo, 9/19/71
- 5 vs. Phoenix, 12/16/90

Most Touchdowns, Rushing, Opponent, Game

- 5 Four times, last vs. Philadelphia, 10/10/65
- 4 Many times, last @ Denver, 9/13/98

Most Touchdowns, Rushing, Both Teams, Game

- 6 Seven times, last vs. Phoenix, 12/16/90
- 5 Many times, last vs. Minnesota, 11/26/98

PASSING

ATTEMPTS

Most Passes Attempted, Season

- 604 1984
- 587 1985
- 555 1988

Most Passes Attempted, Opponent, Season

- 574 2002
- 558 1983
- 555 1993

Fewest Passes Attempted, Season

- 297 1970
- 321 1973
- 354 1960
- 413 2001*

Fewest Passes Attempted, Opponent, Season

- 293 1960
- 326 1961
- 349 1974
- 432 1978*

Most Passes Attempted, Game

- 62 @ Detroit, 9/15/85
- 57 vs. Minnesota, 11/26/98
- 55 @ N.Y. Giants, 11/6/88

Most Passes Attempted, Opponent, Game

- 59 vs. Kansas City, 11/20/83
- 56 @ Houston, 11/10/91
- 56 @ Arizona, 11/15/98
- 55 vs. St. Louis, 12/27/87
- 55 @ Oakland, 11/19/95
- 55 vs. San Francisco, 12/8/02

Most Passes Attempted, Both Teams, Game

- 99 @ Philadelphia, 10/23/88
- 95 @ Houston, 11/10/91
- 92 vs. Minnesota, 11/26/98

Fewest Passes Attempted, Game

- 8 vs. Washington, 12/10/00
- 11 vs. Atlanta, 10/11/70
- 11 vs. N.Y. Giants, 10/21/73
- 12 vs. Philadelphia, 10/14/62

Fewest Passes Attempted, Opponent, Game

- 10 vs. Washington, 10/31/71
- 10 vs. Miami, 11/22/73
- 12 @ Pittsburgh, 11/20/77

Fewest Passes Attempted, Both Teams, Game

- 28 @ N.Y. Jets, 12/21/75
- 29 vs. Atlanta, 10/11/70
- 31 @ N.Y. Giants, 10/10/76

COMPLETIONS

Most Passes Completed, Season

- 346 1983
- 344 1985
- 322 1984, 1995

Most Passes Completed, Opponent, Season

- 334 1993, 2002
- 320 1991
- 301 1989

Fewest Passes Completed Season

- 149 1970
- 163 1960
- 168 1965
- 210 2001*

Fewest Passes Completed, Opponent, Season

- 145 1960
- 154 1977
- 162 1975
- 202 1978*

Most Passes Completed, Game

- 40 @ Detroit, 9/15/85
- 34 @ N.Y. Giants, 10/5/97
- 34 vs. Minnesota, 11/26/98
- 33 @ Rams, 9/3/84
- 33 @ Miami, 10/27/96

Most Passes Completed, Opponent, Game

- 41 @ Houston, 11/10/91
- 36 vs. San Francisco, 12/8/02
- 34 @ Atlanta, 12/21/92

Most Pass Completions, Both Teams, Game

- 65 @ Houston, 11/10/91
- 58 @ Philadelphia, 10/23/88
- 57 @ San Diego, 11/13/83

Fewest Passes Completed, Game

- 4 vs. Atlanta, 10/11/70
- 5 vs. Washington, 12/21/76
- 5 vs. Washington, 12/10/00
- 5 @ Tennessee, 12/25/00

Fewest Passes Completed, Opponent, Game

- 2 @ N.Y. Jets, 12/21/75
- 4 Four times, last vs. Rams, 9/21/75

Fewest Pass Completions, Both Teams, Game

- 8 @ N.Y. Jets, 12/21/75
- 14 Five times, last vs. Rams, 9/21/75

YARDS

Most Yards Gained, Passing, Season

- 3,861 1985
- 3,842 1983
- 3,623 1995

Most Yards Gained, Passing, Opponent, Season

- 3,928 1983
- 3,755 1985
- 3,674 1962

Fewest Yards Gained, Passing, Season

- 2,013 1964
- 2,104 1960
- 2,149 1970
- 2,218 2001*

Fewest Yards Gained, Passing, Opp., Season

- 1,562 1977
- 1,909 1976
- 1,913 1970
- 2,288 1978*

Most Yards Gained, Passing, Game

- 455 vs. Minnesota, 11/26/98
- 452 @ Detroit, 9/15/85
- 440 vs. Philadelphia, 10/9/66

Most Yards Gained, Passing, Opponent, Game

- 448 @ Arizona, 11/15/98
- 437 vs. Chicago, 11/18/62
- 425 @ Houston, 11/10/91

Most Yards Gained, Passing, Both Teams, Game

- 808 vs. Minnesota, 11/26/98
- 724 @ Washington, 9/12/99 (OT)
- 720 @ N.Y. Giants, 10/6/85

Fewest Yards Gained, Passing, Game

- 1 @ Green Bay, 10/24/65
- 10 @ Tennessee, 12/25/00
- 28 vs. Tampa Bay, 9/9/01

Fewest Yards Gained, Passing, Opp., Game

- 10 @ Green Bay, 10/24/65
- 1 @ N.Y. Jets, 12/21/75
- 1 vs. Washington, 10/16/77

Fewest Yards Gained, Pass., Both Teams, Game

- 11 @ Green Bay, 10/24/65
- 83 vs. Atlanta, 10/11/70
- 85 @ N.Y. Jets, 12/21/75

COMPLETION PERCENTAGE

Highest Completion Percentage, Season

- 66.7 1993 (317 of 475)
- 65.2 1995 (322 of 494)
- 64.0 1992 (314 of 491)

Highest Completion Percentage, Opp., Season

- 61.7 1989 (301 of 488)
- 60.5 2000 (277 of 458)
- 60.2 1993 (334 of 555)

Lowest Completion Percentage, Season

- 46.0 1960 (163 of 354)
- 46.4 1965 (168 of 362)
- 47.5 1964 (192 of 404)

Lowest Completion Percentage, Opp., Season

- 40.5 1960 (159 of 393)
- 41.6 1977 (154 of 370)
- 43.4 1975 (162 of 373)

Highest Completion Percentage, Game (10 att.)

- 87.5 @ Philadelphia, 11/6/83 (21 of 24)
- 86.7 @ N.Y. Giants, 10/10/76 (16 of 19)
- 85.7 @ Atlanta, 12/21/92 (18 of 21)

*16-game record

**Highest Completion Percentage, Opponent, Game (10 att.)**

85.7 @ Detroit, 12/11/60 (12 of 14)
 84.2 @ New Orleans, 9/10/89 (16 of 19)
 83.3 vs. Jacksonville, 10/29/00 (20 of 24)

Highest Completion Percentage, Both Teams, Game

80.6 @ N.Y. Giants, 10/10/76 (25 of 31)
 78.7 vs. N.Y. Giants, 9/29/91 (48 of 61)
 78.0 @ N.Y. Giants, 9/30/90 (39 of 50)

Lowest Completion Percentage, Game

22.7 vs. Washington, 12/12/76 (5 of 22)
 25.0 @ Tennessee, 12/25/00 (5 of 20)
 28.6 vs. Washington, 9/26/65 (6 of 21)

Lowest Completion Percentage, Opp., Game

16.7 @ N.Y. Jets, 12/21/75 (2 of 12)
 18.2 @ St. Louis, 10/23/60 (4 of 22)
 21.1 @ Green Bay, 10/24/65 (4 of 19)

Lowest Completion Per., Both Teams, Game

28.6 @ N.Y. Jets, 12/21/75 (8 of 28)
 30.4 @ St. Louis, 10/23/60 (14 of 46)
 33.3 @ Washington, 12/14/03 (17 of 51)

TOUCHDOWNS**Most Touchdowns, Passing, Season**

31 1962, 1983
 30 1980

Most Touchdowns, Passing, Opponent, Season

33 1962
 31 1963
 30 1988

Fewest Touchdowns, Passing, Season

10 1964
 12 1990*, 1996*

Fewest Touchdowns, Passing, Opp., Season

10 1970, 1996
 11 1978

Most Touchdowns, Passing, Game

5 Seven times, last @ Washington, 9/12/99 (OT)
 4 Many times, last @ Pittsburgh, 8/31/97

Most Touchdowns, Passing, Opponent, Game

6 @ N.Y. Giants, 12/16/62
 5 Four times, last @ Cleveland, 11/2/69

SACKS**TOTAL SACKS****Most Sacks, Season**

62 1985
 60 1966
 58 1978

Most Sacks, Opponent, Season

68 1964
 60 1986
 55 1965
 55 1966

Fewest Sacks, Season

20 1960, 1963
 21 1961
 23 1991*

Fewest Sacks, Opponent, Season

18 1995
 19 1996, 1998
 20 1994

Most Sacks, Game

12 @ Pittsburgh, 11/20/66
 12 @ Houston, 9/29/85
 11 @ Detroit, 10/6/75
 11 @ N.Y. Jets, 10/4/87

Most Sacks, Opponent, Game

11 @ San Diego, 11/16/86
 11 vs. Philadelphia, 9/15/91
 10 vs. New England, 11/22/84

Most Sacks, Both Teams, Game

17 @ Pittsburgh, 11/20/66
 15 @ San Diego, 11/16/86
 14 Four times, last @ Houston, 9/29/85

Games With No Sacks Allowed, Season

8 1994
 6 1995
 5 Five times, last 1998

SACK YARDAGE**Most Sack Yardage, Season**

459 1985
 452 1969
 442 1978

Most Sack Yardage, Opponent, Season

503 1964
 498 1986
 403 1987

Fewest Sack Yardage, Season

130 2001
 137 2002
 151 1991

Fewest Sack Yardage, Opponent, Season

93 1994
 110 1998
 112 1992

Most Sack Yardage, Game

84 vs. Detroit, 10/6/75
 84 @ Houston, 11/24/74
 82 @ Houston, 9/29/85

Most Sack Yardage, Opponent, Game

93 @ San Diego, 11/16/86
 77 vs. San Francisco, 11/23/72
 71 @ Atlanta, 9/15/74

INTERCEPTIONS**TOTAL INTERCEPTIONS****Most Interceptions, Season**

37 1981
 33 1985
 29 1967

Most Interceptions, Opponent, Season

33 1960
 28 1967
 27 1961, 1988, 1989

Fewest Interceptions, Season

7 1989, 1997
 9 2001
 10 1988

Fewest Interceptions, Opponent, Season

6 1993
 8 1998
 10 1977, 1995

Most Interceptions, Game

7 @ Philadelphia, 9/26/71
 6 vs. Washington, 9/9/85
 5 Seven times, last vs. Miami, 11/25/99

Most Interceptions, Opponent, Game

5 Six times, last @ N.Y. Giants, 10/15/00

YARDS GAINED**Most Yards, Season**

549 1963
 523 1980
 482 1981

Most Yards, Opponent, Season

586 1961
 437 1963
 396 1989

Fewest Yards, Season

37 1989
 67 1988
 100 1960

Fewest Yards, Opponent, Season

47 1993
 93 1974
 100 1999

Most Yards, Game

183 vs. Washington, 11/3/63
 154 vs. Atlanta, 9/20/99
 150 @ Philadelphia, 9/26/71

Most Yards, Opponent, Game

138 vs. N.Y. Giants, 10/15/61
 129 @ Minnesota, 10/18/70
 127 @ Cleveland, 10/23/66

TOUCHDOWNS**Most Touchdowns By Interceptions, Season**

4 1985, 1995, 1999
 3 Seven times, last 2001

Most Touchdowns By Interceptions, Opponent, Season

5 1961, 1963
 4 1964, 1984, 1990, 2001



PUNTING

TOTAL PUNTS

Most Punts, Season

112 2002
108 1984
95 2003

Most Punts, Opponent, Season

108 1978
105 2003
103 1977

Fewest Punts, Season

51 1972
55 1995*
56 1971, 1993

Fewest Punts, Opponent, Season

43 1961
50 1960
52 1963
55 1995*

Most Punts, Game

11 vs. Green Bay, 9/23/84
10 Nine times, last @ Detroit, 11/3/02

Most Punts, Opponent, Game

11 @ Rams, 9/30/62
11 @ Atlanta, 9/15/74
11 vs. Buffalo, 11/15/76
11 vs. New England, 11/22/84
10 Many times, last @ Houston, 9/8/02

Most Punts, Both Teams, Game

21 vs. Buffalo, 11/15/76
21 vs. New England, 11/22/84
20 vs. Green Bay, 9/23/84

Fewest Punts, Game

0 vs. Cleveland, 12/3/61
0 vs. Detroit, 9/15/68
0 vs. Baltimore, 9/4/78
0 vs. Cincinnati, 11/12/00

Fewest Punts, Opponent, Game

0 vs. Philadelphia, 10/22/61
0 vs. N.Y. Giants, 9/29/91
1 12 times, last vs. San Francisco, 9/24/00

Fewest Punts, Both Teams, Game

1 vs. Cleveland, 12/3/61
2 vs. Philadelphia, 10/22/61
3 Seven times, last vs. Cincinnati, 11/12/00

Consecutive Punts, No Blocks

611 1989-98
396 1961-66
382 1978-83

Consecutive Punts, No Blocks, Opponent

591 1977-84
582 1992-99
330 1960-65

AVERAGE YARDAGE

Highest Average Distance, Punting, Season

45.4 1962
44.2 1963
43.3 1969

Highest Average Distance, Punting, Opponent, Season

46.1 1996
45.5 1961
43.6 1997

Highest Avg. Distance, Punting, Game (4 punts)

55.3 vs. Chicago, 9/28/97
53.4 vs. New Orleans, 11/3/68
53.3 vs. Washington, 10/24/99

Highest Average Distance, Punting, Opponent, Game (4 punts)

54.4 @ Miami, 10/27/96
54.3 @ Cleveland, 10/17/65
54.0 vs. N.Y. Giants, 10/5/80

PUNT RETURNS

TOTAL RETURNS

Most Punt Returns, Season

63 1978
62 1974
61 1977

Most Punt Returns, Opponent, Season

58 2002
55 1984
53 1983

Fewest Punt Returns, Season

18 1962
23 1963, 1995*

Fewest Punt Returns, Opponent, Season

15 1972
17 1961
18 1960
22 1995*

Most Punt Returns, Game

9 vs. Buffalo, 11/15/76
8 vs. Cleveland, 11/25/82
8 @ Houston, 12/13/82

Most Punt Returns, Opponent, Game

8 vs. N.Y. Giants, 11/4/84
7 Five times, last vs. Phoenix, 10/30/88

YARDS GAINED

Most Yards, Punt Returns, Season

573 1974
556 1980
550 1992

Most Yards, Punt Returns, Opponent, Season

637 2002
588 1983
493 2001
459 1999

Fewest Yards, Punt Returns, Season

81 1962
103 1961
134 1972
197 1989*

Fewest Yards, Punt Returns, Opponent, Season

41 1972
52 1964
83 1960
169 1993*

Most Yards, Punt Returns, Game

126 vs. Green Bay, 11/29/64
124 @ Philadelphia, 12/15/91
122 vs. Pittsburgh, 12/8/68

Most Yards, Punt Returns, Opponent, Game

139 @ Atlanta, 11/11/01
123 @ N.Y. Giants, 10/18/99
112 @ St. Louis, 10/13/74

TOUCHDOWNS

Most Touchdowns, Punt Returns, Season

2 1968, 1992, 1993, 1998, 2000
1 10 times, last 2001

Most Touchdowns, Punt Returns, Opp., Season

1 10 times, last 1999

KICKOFF RETURNS

TOTAL RETURNS

Most Kickoff Returns, Season

77 1989
70 1983
69 1988, 2000

Most Kickoff Returns, Opponent, Season

85 1995
82 1994
78 1983

Fewest Kickoff Returns, Season

33 1973
36 1969, 1993*

Fewest Kickoff Returns, Opponent, Season

32 1960
43 1961
46 1989*

Most Kickoff Returns, Game

9 @ Minnesota, 10/18/70
8 Six times, last @ N.Y. Giants, 12/15/02

Most Kickoff Returns, Opponent, Game

10 vs. Detroit, 9/15/68
9 Five times, last vs. New England, 10/24/71

YARDS GAINED

Most Yards, Kickoff Returns, Season

1,709 1989
1,521 2002
1,520 1997

Most Yards, Kickoff Returns, Opponent, Season

1,806 1983
1,709 1978, 1994

*16-game record

**Fewest Yards, Kickoff Returns, Season**

699 1992
718 1969
725 1973

Fewest Yards, Kickoff Returns, Opponent, Season

811 1960
853 1989*
948 1961

Most Yards, Kickoff Returns, Game

260 vs. San Francisco, 11/7/65
240 @ Philadelphia, 9/22/02
235 vs. Atlanta, 10/20/96

Most Yards, Kickoff Returns, Opponent, Game

261 @ Philadelphia, 11/6/66
258 vs. Green Bay, 10/3/93
219 vs. Baltimore, 9/4/78

TOUCHDOWNS**Most Touchdowns, Kickoff Returns, Season**

2 1971, 2002
1 10 times, last 2003

Most Touchdowns, Kickoff Returns, Opponent, Season

3 1966
1 Six times, last 1993

FUMBLES**TOTAL FUMBLES****Most Fumbles, Season**

46 1961
45 1981
44 1986

Most Fumbles, Opponent, Season

44 1973
43 1975, 1981

Fewest Fumbles, Season

16 1992
18 1998
21 1960, 1968

Fewest Fumbles, Opponent, Season

15 1994
16 1995
20 1979

Most Fumbles, Game

8 @ Tennessee, 12/25/00
7 vs. N.Y. Giants, 10/11/71
6 Six times, last vs. Philadelphia, 12/21/02

Most Fumbles, Opponent, Game

7 @ Washington, 11/28/65
7 vs. Kansas City, 11/10/75
6 Six times, last @ N.Y. Giants, 11/4/01

FUMBLES LOST**Most Fumbles Lost, Season**

21 1961, 1971, 1979

Most Fumbles Lost, Opponent, Season

25 1971
23 1973
21 1983

Fewest Fumbles Lost, Season

7 1998
8 2003
9 1990, 1992

Fewest Fumbles Lost, Opponent, Season

6 1995
9 1988, 1994, 1999, 2000

Most Fumbles Lost, Game

5 @ New Orleans, 11/3/68
5 vs. N.Y. Giants, 10/11/71
5 vs. Kansas City, 11/10/75

Most Fumbles Lost, Opponent, Game

5 Four times, last vs. Raiders, 10/23/83

Most Consecutive Games Without Losing Fumble

7 1998
5 1997
4 1991, 1992, 1994, 1996, 2003

PENALTIES**TOTAL PENALTIES****Most Penalties, Season**

141 1988
136 1999
131 1987

Most Penalties, Opponent, Season

120 1998
119 2002
112 1995

Fewest Penalties, Season

47 1961
62 1960, 1962
74 1991*

Fewest Penalties, Opponent, Season

38 1961
50 1965
52 1963, 1973
69 2001*

Most Penalties, Game

17 @ Cleveland, 12/4/88
16 @ N.Y. Jets, 10/4/87
16 @ Philadelphia, 10/23/88

Most Penalties, Opponent, Game

14 vs. Tampa Bay, 10/9/83
14 vs. Carolina, 10/20/02
13 Five times, last vs. Philadelphia, 9/15/97

Most Penalties, Both Teams, Game

26 vs. Tampa Bay, 10/9/83
26 @ N.Y. Jets, 10/4/87
26 @ Cleveland, 12/4/88
25 vs. L.A. Rams, 10/18/81

Fewest Penalties, Game

0 @ St. Louis, 12/10/61
0 vs. Washington, 11/23/80
0 @ Washington, 11/5/89

Fewest Penalties, Opponent, Game

0 @ Pittsburgh, 10/21/62
0 @ Philadelphia, 12/5/65
0 @ Seattle, 12/16/01

YARDS PENALIZED**Most Yards Penalized, Season**

1,196 1999
1,148 1988
1,108 1998

Most Yards Penalized, Opponent, Season

999 2000
990 1985
989 1980

Fewest Yards Penalized, Season

427 1961
600 1960
610 1991*

Fewest Yards Penalized, Opponent, Season

362 1961
479 1963
483 1965
634 2001*

Most Yards Penalized, Game

161 @ Washington, 11/27/70
159 vs. Philadelphia, 10/13/68
152 vs. Minnesota, 11/26/98

Most Yards Penalized, Opponent, Game

185 vs. Tampa Bay, 10/9/83
166 @ St. Louis, 10/9/77
150 @ N.Y. Jets, 10/4/87

Most Yards Penalized, Both Teams, Game

294 vs. Tampa Bay, 10/9/83
281 @ N.Y. Jets, 10/4/87
275 @ St. Louis, 10/9/77

Fewest Yards Penalized, Game

0 @ St. Louis, 12/10/61
0 vs. Washington, 11/23/80
0 @ Washington, 11/5/89

Fewest Yards Penalized, Opponent, Game

0 @ Pittsburgh, 10/21/62
0 @ Philadelphia, 12/5/65
0 @ Seattle, 12/16/01



BLOCKED KICKS

BLOCKS

(Extra Points, Field Goals and Punts)

Most, Season

- 14 1965
- 7 1968
- 6 1963, 1973

Most, Season, Opponent

- 7 1973
- 6 1960, 2001
- 4 1965, 1977, 1989

Most, Game

- 3 @ Pittsburgh, 10/31/65
- 2 11 times, last vs. Detroit, 9/19/94

Most, Game, Opponent

- 3 @ Washington, 10/8/73
- 2 Nine times, last @ Oakland, 10/7/01

BLOCKED EXTRA POINTS

Most, Season

- 4 1965
- 3 2003
- 2 1963, 1968, 1979*

Most, Season, Opponent

- 2 1960, 1979
- 1 Seven times, last 2003

Most, Game

- 2 @ Pittsburgh, 10/31/65
- 1 Many times, last vs. Miami, 11/27/03

Most, Game, Opponent

- 2 vs. Philadelphia, 9/30/60
- 2 @ Minnesota, 10/7/79
- 1 Six times, last vs. Atlanta, 9/7/03

BLOCKED FIELD GOALS

Most, Season

- 9 1965
- 5 1968
- 4 1963, 1969, 1973, 1978

Most, Season, Opponent

- 5 1973
- 4 1960
- 3 1965, 1991, 2001

Most, Game

- 2 Five times, last vs. Detroit, 9/19/94

Most, Game, Opponent

- 2 Six times, last @ Oakland, 10/7/01

BLOCKED PUNTS

Most, Season

- 4 1976
- 3 1991
- 2 1973, 1977, 1990, 1992

Most, Season, Opponent

- 3 2001
- 2 1973, 1976, 1989

Most, Game

- 2 vs. N.Y. Giants, 10/21/73
- 2 @ Houston, 11/10/91
- 1 Many times, last vs. San Francisco, 12/8/02

Most, Game, Opponent

- 1 Many times, last vs. Washington, 11/28/02

*16-game record

Cowboys Longest Plays

LONG RUNS FROM SCRIMMAGE

- 99 - Tony Dorsett @ Minnesota, Jan. 3, 1983 (TD).
- 84 - **Tony Dorsett vs. Philadelphia, Dec. 4, 1977 (TD).**
- 84 - Herschel Walker vs. Philadelphia, Dec. 14, 1986 (TD).
- 80 - Troy Hambrick @ Philadelphia, Sept. 30, 2001
- 77 - **Tony Dorsett @ St. Louis, Oct. 9, 1977 (TD).**
- 77 - Tony Dorsett @ Washington, Sept. 5, 1983.
- 75 - Tony Dorsett @ New England, Sept. 21, 1981 (TD).
- 75 - Emmitt Smith vs. Washington, Sept. 9, 1991 (TD).
- 73 - **Amos Bullocks vs. Chicago, Nov. 18, 1962 (TD).**
- 71 - **Amos Marsh vs. N.Y. Giants, Oct. 15, 1961.**
- 70 - Amos Marsh @ Washington, Nov. 4, 1962.
- 68 - **Les Shy vs. Philadelphia, Oct. 9, 1966.**
- 68 - Emmitt Smith vs. N.Y. Giants, Nov. 26, 1992 (TD).
- 67 - Dan Reeves vs. Washington, Dec. 11, 1966 (TD).
- 64 - Jim Stiger @ Washington, Nov. 22, 1964.
- 63 - Tony Dorsett vs. New Orleans, Nov. 19, 1978.
- 63 - Paul Palmer @ Kansas City, Oct. 22, 1989 (TD).
- 63 - Emmitt Smith @ Minnesota, Nov. 8, 1999 (TD).
- 63 - Aveion Cason vs. Atlanta, Sept. 7, 2003 (TD).
- 62 - Kelvin Edwards vs. Philadelphia, Oct. 11, 1987 (TD).
- 62 - Emmitt Smith @ Philadelphia, Oct. 31, 1993 (TD).

LONG FORWARD PASSES

- 95 - Don Meredith to Bob Hayes @ Washington, Nov. 13, 1966 (TD).
- 91 - Roger Staubach to Tony Dorsett vs. Baltimore, Sept. 4, 1978 (TD).
- 90 - Troy Aikman to Alvin Harper @ San Francisco, Nov. 13, 1994.
- 90 - Troy Aikman to Jason Tucker vs. N.Y. Giants, Jan. 2, 2000 (TD).
- 89 - Craig Morton to Bob Hayes @ Kansas City, Oct. 25, 1970 (TD).
- 87 - Troy Aikman to Michael Irvin vs. Phoenix, Sept. 20, 1992 (TD).
- 86 - Craig Morton to Lance Rentzel vs. Philadelphia, Nov. 1, 1970 (TD).
- 86 - Bernie Kosar to Emmitt Smith vs. Phoenix, Nov. 14, 1993.
- 85 - Eddie LeBaron to Amos Marsh @ L.A. Rams, Sept. 30, 1962 (TD).
- 85 - Roger Staubach to Bob Hayes @ N.Y. Giants, Dec. 12, 1971 (TD).

Bold denotes rookie



LONG PUNTS

- 84 - Ron Widby @ New Orleans, Nov. 3, 1968.
- 75 - Sam Baker @ L.A. Rams, Sept. 30, 1962.
- 75 - Billy Lothridge vs. N.Y. Giants, Oct. 11, 1964.**
- 73 - Danny White vs. L.A. Rams, Oct. 14, 1979.
- 72 - Toby Gowin vs. Chicago, Sept. 28, 1997.**
- 71 - Sam Baker @ N.Y. Giants, Dec. 16, 1962.
- 71 - Billy Lothridge vs. St. Louis, Sept. 12, 1964.**
- 67 - Dave Sherer @ St. Louis, Oct. 23, 1960.
- 65 - Toby Gowin @ Chicago, Oct. 18, 1998.
- 64 - Sam Baker vs. N.Y. Giants, Dec. 1, 1963.
- 64 - Mike Saxon vs. Atlanta, Dec. 22, 1991.
- 64 - Toby Gowin @ N.Y. Giants, Oct. 18, 1999

LONG PUNT RETURNS

- 98 - Dennis Morgan @ St. Louis, Oct. 13, 1974 (TD).**
- 90 - Bob Hayes vs. Pittsburgh, Dec. 8, 1968 (TD).
- 85 - Kelvin Martin @ Philadelphia, Dec. 15, 1991 (TD).
- 83 - Kevin Williams vs. Washington, Nov. 20, 1994 (TD).
- 83 - Deion Sanders vs. Chicago, Sept. 28, 1997 (TD).
- 79 - Kelvin Martin vs. Washington, Sept. 7, 1992 (TD).
- 76 - Deion Sanders @ Indianapolis, Oct. 31, 1999.
- 74 - Kelvin Martin vs. L.A. Rams, Nov. 15, 1992 (TD).
- 71 - Joey Galloway vs. Philadelphia, Dec. 21, 2002.
- 70 - Deion Sanders vs. Washington, Oct. 24, 1999 (TD).

LONG KICKOFF RETURNS

- 102 - Alexander Wright vs. Atlanta, Dec. 22, 1991 (TD).
- 101 - Amos Marsh vs. Philadelphia, Oct. 14, 1962 (TD).
- 101 - Ike Thomas vs. N.Y. Jets, Dec. 4, 1971 (TD).**
- 100 - Mel Renfro vs. San Francisco, Nov. 7, 1965 (TD).
- 100 - Mark Washington @ Washington, Nov. 22, 1970 (TD).**
- 100 - Reggie Swinton @ Philadelphia, Sept. 22, 2002 (TD).
- 97 - Thomas Henderson vs. St. Louis, Sept. 28, 1975 (TD).**
- 97 - James Dixon @ Kansas City, Oct. 22, 1989 (TD).**
- 90 - James Dixon @ Green Bay, Oct. 8, 1989.**
- 90 - Alexander Wright vs. N.Y. Giants, Sept. 16, 1990 (TD).**
- 90 - Jason Tucker @ N.Y. Giants, Oct. 15, 2000.

LONG INTERCEPTION RETURNS

- 100 - Mike Gaechter vs. Philadelphia, Oct. 14, 1962 (TD).**
- 96 - Dennis Thurman @ Washington, Sept. 6, 1981.
- 95 - George Teague vs. Green Bay, Nov. 14, 1999 (TD).
- 94 - Darren Woodson @ Philadelphia, Dec. 4, 1994 (TD).
- 90 - Mel Renfro @ St. Louis, Oct. 4, 1965 (TD).
- 87 - Greg Ellis vs. Atlanta, Sept. 20, 1999 (TD).
- 86 - Mike Gaechter vs. Washington, Nov. 3, 1963.
- 85 - Roy Williams @ Washington, Dec. 29, 2002 (TD).**
- 79 - Thomas Henderson vs. Tampa Bay, Oct. 2, 1977 (TD).
- 78 - Dennis Thurman @ St. Louis, Nov. 2, 1980 (TD).

LONG FUMBLE RETURNS

- 98 - Greg Ellis vs. Arizona, Oct. 3, 1999 (TD).
- 97 - Chuck Howley @ Atlanta, Oct. 2, 1966 (TD).
- 86 - Michael Downs @ Houston, Dec. 13, 1982 (TD).
- 84 - Don Bishop vs. St. Louis, Oct. 28, 1962 (TD).
- 77 - Jim Jeffcoat vs. Washington, Sept. 24, 1989 (TD).
- 72 - Benny Barnes @ San Francisco, Oct. 11, 1981 (TD).
- 63 - Jim Ridlon vs. Philadelphia, Dec. 6, 1964 (TD).
- 58 - Chuck Howley vs. San Francisco, Nov. 7, 1965.
- 54 - Mike Montgomery vs. Detroit, Oct. 30, 1972 (TD).
- 42 - Bob Lilly @ St. Louis, Dec. 15, 1963 (TD).

LONG RETURNS OF FIELD GOAL ATTEMPTS

- 94 - Jerry Norton @ St. Louis, Dec. 9, 1962 (TD).
- 62 - Ron Fellows vs. New Orleans, Sept. 25, 1983 (TD).
- 60 - Mike Gaechter @ Washington, Nov. 28, 1965 (TD).
- 60 - Obert Logan @ N.Y. Giants, Dec. 19, 1965 (TD).**
- 51 - Bernard Ford @ Philadelphia, Dec. 10, 1989.

Bold denotes rookie



Cowboys Big Days

RUSHING

1.	237	-	Emmitt Smith @ Philadelphia, Oct. 31, 1993 (30 carries).
2.	206	-	Tony Dorsett vs. Philadelphia, Dec. 4, 1977 (23 carries).
3.	189	-	Troy Hambrick @ Washington, Dec. 14, 2003 (33 carries).
4.	183	-	Tony Dorsett @ N.Y. Giants, Nov. 9, 1980 (24 carries).
5.	182	-	Emmitt Smith @ Phoenix, Sept. 22, 1991 (23 carries).
6.	175	-	Tony Dorsett @ Baltimore, Dec. 6, 1981 (30 carries).
7.	174	-	Emmitt Smith @ Atlanta, Dec. 21, 1992 (24 carries).
8.	173	-	Herschel Walker @ New England, Nov. 15, 1987 (28 carries).
9.	172	-	Emmitt Smith vs. Philadelphia, Dec. 6, 1993 (23 carries).
10.	171	-	Emmitt Smith @ Pittsburgh, Sept. 4, 1994 (31 carries).
11.	168	-	Emmitt Smith @ N.Y. Giants, Jan. 2, 1994 (32 carries).
12.	167	-	Emmitt Smith @ Atlanta, Oct. 29, 1995 (26 carries).
13.	163	-	Emmitt Smith vs. Philadelphia, Nov. 1, 1992 (30 carries).
	163	-	Emmitt Smith vs. N.Y. Giants, Nov. 7, 1994 (35 carries).
	163	-	Emmitt Smith @ N.Y. Giants, Sept. 4, 1995 (21 carries).
	163	-	Emmitt Smith vs. N.Y. Giants, Nov. 8, 1998 (29 carries).
17.	162	-	Tony Dorsett @ New England, Sept. 21, 1981 (19 carries).
18.	160	-	Emmitt Smith vs. Atlanta, Dec. 22, 1991 (32 carries).
19.	159	-	Tony Dorsett vs. L.A. Rams, Oct. 18, 1981 (27 carries).
	159	-	Tony Dorsett @ Houston, Sept. 29, 1985 (23 carries).
21.	158	-	Emmitt Smith vs. Philadelphia, Nov. 6, 1995 (27 carries).
22.	155	-	Emmitt Smith vs. Washington, Nov. 28, 1996 (29 carries).
23.	154	-	Tony Dorsett vs. St. Louis, Sept. 24, 1978 (21 carries).
24.	153	-	Calvin Hill vs. San Francisco, Nov. 10, 1974 (32 carries).
	153	-	Tony Dorsett @ Minnesota, Jan. 3, 1983 (16 carries).
	153	-	Emmitt Smith vs. Washington, Dec. 26, 1993 (21 carries).
27.	152	-	Tony Dorsett vs. New Orleans, Nov. 19, 1978 (25 carries).
	152	-	Emmitt Smith @ L.A. Raiders, Oct. 25, 1992 (29 carries).
29.	151	-	Tony Dorsett @ Washington, Sept. 5, 1983 (14 carries).
30.	150	-	Calvin Hill @ Washington, Nov. 16, 1969 (27 carries).
	150	-	Emmitt Smith @ Minnesota, Sept. 17, 1995 (20 carries).
	150	-	Emmitt Smith vs. Washington, Dec. 10, 2000 (23 carries).
33.	149	-	Tony Dorsett @ Green Bay, Nov. 12, 1978 (23 carries).
	149	-	Herschel Walker @ Phoenix, Sept. 12, 1988 (29 carries).
35.	147	-	Tony Dorsett vs. Baltimore, Sept. 4, 1978 (15 carries).

100-YARD RUSHING GAMES - CAREER

	100-Yard Games	Team Record	Pct.
Emmitt Smith.....	76	57-19	.750
Tony Dorsett.....	43	39-4	.907
Calvin Hill.....	16	14-2	.875
Don Perkins.....	10	5-4-1	.550
Herschel Walker.....	9	5-4	.556
Duane Thomas.....	6	6-0	1.000
Robert Newhouse.....	5	5-0	1.000
Troy Hambrick.....	5	3-2	.600
Walt Garrison.....	2	2-0	1.000
Scott Laidlaw.....	2	2-0	1.000
Amos Marsh.....	2	2-0	1.000
Dan Reeves.....	2	1-1	.500
Paul Palmer.....	1	1-0	1.000
Chris Warren.....	1	1-0	1.000
Preston Pearson.....	1	0-1	.000
Total.....	181	143-37-1	.793

RECEIVING

1.	246	-	Bob Hayes @ Washington, Nov. 13, 1966 (9 catches).
2.	241	-	Frank Clarke vs. Washington, Sept. 16, 1962 (10 catches).
3.	223	-	Lance Rentzel vs. Washington, Nov. 19, 1967 (13 catches).
4.	213	-	Tony Hill vs. Philadelphia, Nov. 12, 1979 (7 catches).
5.	210	-	Michael Irvin vs. Phoenix, Sept. 20, 1992 (8 catches).
6.	203	-	James Dixon @ Phoenix, Nov. 12, 1989 (6 catches).
	203	-	Kevin Williams @ Arizona, Dec. 25, 1995 (9 catches).
8.	198	-	Michael Irvin @ Arizona, Dec. 8, 1996 (8 catches).
9.	195	-	Bob Hayes vs. N.Y. Giants, Sept. 18, 1966 (6 catches).
10.	190	-	Frank Clarke @ San Francisco, Nov. 10, 1963 (8 catches).
11.	188	-	Drew Pearson @ Detroit, Oct. 6, 1975 (6 catches).
12.	187	-	Bob Hayes vs. Houston, Dec. 20, 1970 (6 catches).
13.	186	-	Michael Irvin @ Miami, Oct. 27, 1996 (12 catches).
14.	181	-	Bob Hayes vs. Baltimore, Dec. 13, 1969 (5 catches).
	181	-	Tony Hill @ Detroit, Sept. 15, 1985 (11 catches).
16.	177	-	Bob Hayes vs. Philadelphia, Oct. 10, 1965 (8 catches).
17.	170	-	Bob Hayes @ Pittsburgh, Oct. 22, 1967 (7 catches).
	170	-	Herschel Walker vs. Philadelphia, Dec. 14, 1986 (9 catches).
	170	-	Antonio Bryant @ Washington, Dec. 29, 2002 (7 catches).
20.	169	-	Michael Irvin vs. Atlanta, Dec. 22, 1991 (10 catches).



THE RECORDS

100-YARD RECEIVING GAMES - CAREER

	100-Yard Games	Team Record	Pct.
Michael Irvin	47	36-11	.766
Tony Hill	26	17-9	.654
Bob Hayes	21	16-5	.762
Drew Pearson	19	11-8	.579
Lance Rentzel	12	10-2	.833
Frank Clarke	12	4-6-2	.417
Joey Galloway	6	4-2	.667
Alvin Harper	6	4-2	.667
Raghib Ismail	5	4-1	.800
Bill Howton	5	1-4	.200
Doug Cosbie	4	2-2	.500
Mike Renfro	4	2-2	.500
Jay Novacek	4	1-3	.250
Ray Alexander	3	1-2	.333
James McKnight	3	1-2	.333
Herschel Walker	3	1-2	.333
Doug Donley	2	2-0	1.000
Billy Joe DuPree	2	2-0	1.000
Terry Glenn	2	2-0	1.000
Preston Pearson	2	2-0	1.000
Dan Reeves	2	2-0	1.000
Ron Sellers	2	2-0	1.000
Mike Sherrard	2	2-0	1.000
Ermitt Smith	2	2-0	1.000
Kelvin Edwards	2	1-1	.500
Lee Folkins	2	1-1	.500
Jason Tucker	2	1-1	.500
Jim Doran	2	0-2	.000
Cornell Burbage	1	1-0	1.000
Buddy Dial	1	1-0	1.000
Tony Dorsett	1	1-0	1.000
Ernie Mills	1	1-0	1.000
Ron Springs	1	1-0	1.000
Kevin Williams	1	1-0	1.000
Tommy McDonald	1	0-0-1	.500
Antonio Bryant	1	0-1	.000
James Dixon	1	0-1	.000
Butch Johnson	1	0-1	.000
Karl Powe	1	0-1	.000
Total	215	140-72-3	.658

PASSING

1.	460	-	Don Meredith @ San Francisco, Nov. 10, 1963 (30 of 48).
2.	455	-	Troy Aikman vs. Minnesota, Nov. 26, 1998 (34 of 57).
3.	406	-	Don Meredith @ Washington, Nov. 13, 1966 (21 of 29).
4.	394	-	Don Meredith vs. Philadelphia, Oct. 9, 1966 (19 of 26).
5.	389	-	Gary Hogeboom @ San Francisco, Dec. 22, 1985 (28 of 49).
6.	379	-	Troy Aikman @ Phoenix, Nov. 12, 1989 (21 of 40).
7.	377	-	Danny White vs. Tampa Bay, Oct. 9, 1983 (29 of 44).
8.	363	-	Troy Aikman @ Miami, Oct. 27, 1996 (33 of 41).
9.	362	-	Danny White vs. Atlanta, Oct. 27, 1985 (27 of 47).
	362	-	Troy Aikman @ Washington, Sept. 12, 1999 (28 of 49).
11.	359	-	Danny White @ Washington, Dec. 13, 1987 (27 of 49).
12.	358	-	Don Meredith vs. N.Y. Giants, Sept. 18, 1966 (14 of 24).
13.	356	-	Troy Aikman vs. Tennessee, Nov. 27, 1997 (27 of 42).
14.	354	-	Danny White vs. Miami, Oct. 25, 1981 (22 of 32).
15.	350	-	Troy Aikman @ Arizona, Dec. 25, 1995 (21 of 32).
16.	349	-	Craig Morton vs. Houston, Dec. 20, 1970 (13 of 17).
17.	347	-	Danny White vs. Pittsburgh, Sept. 13, 1982 (25 of 36).
18.	345	-	Eddie LeBaron vs. Pittsburgh, Sept. 24, 1960 (15 of 28).
19.	343	-	Gary Hogeboom @ L.A. Rams, Sept. 3, 1984 (33 of 47).
20.	342	-	Danny White @ N.Y. Giants, Oct. 6, 1985 (31 of 46).
	342	-	Steve Pelluer @ Philadelphia, Oct. 23, 1988 (32 of 46).

300-YARD PASSING GAMES - CAREER

	300-Yard Games	Team Record	Pct.
Troy Aikman	13	7-6	.538
Danny White	10	5-5	.500
Don Meredith	7	6-1	.857
Roger Staubach	5	3-2	.600
Steve Pelluer	4	2-2	.500
Gary Hogeboom	3	2-1	.667
Quincy Carter	1	1-0	1.000
Jason Garrett	1	1-0	1.000
Chad Hutchinson	1	1-0	1.000
Eddie LeBaron	1	0-1	.000
Craig Morton	1	1-0	1.000
Total	47	29-18	.617

Bold denotes rookie



The Last Time . . .

400 YARDS TOTAL OFFENSE

- By Cowboys – 400, vs. Washington, 11/2/03
- Playoffs – 438, vs. Minnesota, 12/28/96
- By Opponents – 403, at Philadelphia, 12/7/03
- Playoffs – 415, @ San Francisco, 1/17/93

500 YARDS TOTAL OFFENSE

- By Cowboys – 541 @ Washington, 9/12/99
- Playoffs – 528, vs. L.A. Rams, 12/28/80
- By Opponents – 504, @ Washington, 9/12/99
- Playoffs – Has never happened

300 YARDS PASSING IN A GAME BY A PLAYER

- By Cowboys – Quincy Carter, 321, @ N.Y. Giants, 9/15/03
- Playoffs – Troy Aikman, 380, @ San Francisco, 1/15/95
- By Opponents – Doug Flutie, 353 vs. San Diego, 9/23/01
- Playoffs – Brett Favre, 307, Green Bay, 1/14/96

400 YARDS PASSING IN A GAME BY A PLAYER

- By Cowboys – Troy Aikman, 455, vs. Minnesota, 11/26/98
- Playoffs – Has never happened
- By Opponents – Jake Plummer, 465, @ Arizona, 11/15/98
- Playoffs – Has never happened

4 TOUCHDOWN PASSES IN A GAME BY A PLAYER

- By Cowboys – Troy Aikman, (5 TDs), @ Washington, 9/12/99
- Playoffs – Troy Aikman, vs. Buffalo, 1/31/93
- By Opponents – Jeff Garcia, vs. San Francisco, 9/24/00
- Playoffs – Terry Bradshaw, Pittsburgh, 1/21/79

100 YARDS RUSHING IN A GAME BY A PLAYER

- By Cowboys – Troy Hambrick, 189, @ Washington, 12/14/03
- Playoffs – Emmitt Smith, 116, vs. Minnesota, 12/28/96
- By Opponents – Correll Buckhalter, 115, @ Philadelphia, 12/7/03
- Playoffs – Stephen Davis, 104, @ Carolina, 1/3/04

200 YARDS RUSHING IN A GAME BY A PLAYER

- By Cowboys – Emmitt Smith, 237, @ Philadelphia, 10/31/93
- Playoffs – Has never happened
- By Opponents – Warrick Dunn, 210, @ Tampa Bay, 12/3/00
- Playoffs – Eric Dickerson, 248, @ L.A. Rams, 1/4/86

TWO 100-YARD RUSHERS IN A GAME

- By Cowboys – Emmitt Smith, 122, and Chris Warren, 104, @ Washington, 10/4/98
- Playoffs – Has never happened
- By Opponents – Has never happened
- Playoffs – Has never happened

3 TOUCHDOWNS RUSHING IN A GAME BY A PLAYER

- By Cowboys – Emmitt Smith (2, 1, 4), vs. Minnesota, 11/26/98
- Playoffs – Emmitt Smith (1, 5, 16), vs. Green Bay, 1/14/96
- By Opponents – Terrell Davis (63, 59, 3), @ Denver, 9/13/98
- Playoffs – Larry Schreiber (1, 1, 1), @ San Francisco, 12/23/72

100 YARDS RECEIVING IN A GAME BY A PLAYER

- By Cowboys – Terry Glenn, 104, vs. Arizona, 10/5/03
- Playoffs – Raghbi Ismail, 163, @ Minnesota, 1/9/00
- By Opponents – Donnie Stallworth, 114, @ New Orleans, 12/28/03
- Playoffs – Steve Smith, 135, Muhsin Muhammad 103, @ Carolina, 1/3/04

TWO 100-YARD RECEIVERS IN A GAME

- By Cowboys – Raghbi Ismail, 149, and Michael Irvin, 122, @ Washington, 9/12/99
- Playoffs – Michael Irvin, 111, Alvin Harper, 108, Jay Novacek, 104, vs. Green Bay, 1/8/95
- By Opponents – Michael Westbrook, 159, Albert Connell, 137, @ Washington, 9/12/99
- Playoffs – Steve Smith, 135, Muhsin Muhammad 103, @ Carolina, 1/3/04

3 TOUCHDOWN CATCHES IN A GAME BY A PLAYER

- By Cowboys – Terry Glenn (20, 19, 8), @ Detroit, 10/19/03
- Playoffs – Preston Pearson (18, 15, 19), @ L.A. Rams, 1/14/76
- By Opponents – Chris Chambers (39, 6, 35), vs. Miami, 11/27/03
- Playoffs – Has never happened

100-YARD RUSHER AND 100-YARD RECEIVER IN A GAME

- By Cowboys – Troy Hambrick, 127, and Joey Galloway, 100, @ N.Y. Jets, 9/28/03
- Playoffs – Emmitt Smith, 116, and Michael Irvin, 103, vs. Minnesota, 12/28/96
- By Opponents – Robert Smith, 148, Randy Moss, 144, vs. Minnesota, 11/23/00
- Playoffs – Stephen Davis, 104, Steve Smith, 135, Muhsin Muhammad 103, @ Carolina, 1/3/04

100-YARD RUSHER, 100-YARD RECEIVER AND 300-YARD PASSER IN A GAME

- By Cowboys – Emmitt Smith, 109, Raghbi Ismail, 149, and Michael Irvin, 122, Troy Aikman, 362, @ Washington, 9/12/99
- Playoffs – Emmitt Smith, 114, Alvin Harper, 117, Troy Aikman, 322, @ San Francisco, 1/17/93
- By Opponents – Stephen Davis, 109, Michael Westbrook, 159, and Albert Connell, 137, Brad Johnson, 382, @ Washington, 9/12/99
- Playoffs – Has never happened

3 TOUCHDOWNS IN A GAME BY A PLAYER

- By Cowboys – Terry Glenn (3 receiving), @ Detroit, 10/19/03
- Playoffs – Emmitt Smith (3 rushing), vs. Green Bay, 1/14/96
- By Opponents – Chris Chambers (3 receiving), vs. Miami, 11/27/03
- Playoffs – Larry Schreiber (3 rushing), @ San Francisco, 12/23/72

4 TOUCHDOWNS IN A GAME BY A PLAYER

- By Cowboys – Emmitt Smith (4 rushing), @ N.Y. Giants, 9/4/95
- Playoffs – Has never happened
- By Opponents – Sterling Sharpe (4 receiving), vs. Green Bay, 11/24/94
- Playoffs – Has never happened

**2 INTERCEPTIONS IN A GAME BY A PLAYER**

- By Cowboys – Phillip Sparks, @ Baltimore, 11/19/00
Playoffs – Larry Brown, vs. Pittsburgh, 1/28/96
By Opponents – Jay Bellamy, @ New Orleans, 12/28/03
Playoffs – Aeneas Williams, vs. Arizona, 1/2/99

3 INTERCEPTIONS IN A GAME BY A PLAYER

- By Cowboys – Terence Newman, @ Washington, 12/14/03
Playoffs – Dennis Thurman, vs. Green Bay, 1/16/83
By Opponents – Adrian Wilson, @ Arizona, 10/20/02
Playoffs – Has never happened

PUNT RETURNED FOR A TOUCHDOWN

- By Cowboys – Reggie Swinton, 65 yards, vs. Denver, 11/22/01
Playoffs – Golden Richards, 63 yards, vs. Minnesota, 12/30/73
By Opponents – Tiki Barber, 85 yards, @ N.Y. Giants, 10/18/99
Playoffs – Has never happened

KICKOFF RETURNED FOR A TOUCHDOWN

- By Cowboys – Randal Williams, 37 yards, vs. Philadelphia, 10/12/03
Playoffs – Has never happened
By Opponents – Robert Brooks, 95 yards, Green Bay, 10/3/93
Playoffs – Vic Washington, 97 yards, @ San Francisco, 12/23/72

INTERCEPTION RETURNED FOR A TOUCHDOWN

- By Cowboys – Mario Edwards, 27 yards, @ Detroit, 10/19/03
Playoffs – George Teague, 29 yards, vs. Minnesota, 12/28/96
By Opponents – Ralph Brown, 29 yards, @ N.Y. Giants, 9/15/03
Playoffs – Eric Davis, 44 yards, @ San Francisco, 1/15/95

FUMBLE RETURNED FOR A TOUCHDOWN

- By Cowboys – Greg Ellis, 98 yards, vs. Arizona, 10/3/99
Playoffs – James Washington, 46 yards, vs. Buffalo, 1/30/94
By Opponents – Jason Taylor, 34 yards, vs. Miami, 11/27/03
Playoffs – Hugh Green, 60 yards, Tampa Bay, 1/9/83

PUNT BLOCKED

- By Cowboys – Marcus Steele, vs. San Francisco, 12/8/02
Playoffs – Darrick Brownlow, @ Chicago, 12/29/91
By Opponents – Jimmy Williams, vs. San Francisco, 12/30/01
Playoffs – Bernardo Harris, Green Bay, 1/14/96

PUNT BLOCKED FOR A TOUCHDOWN

- By Cowboys – Ken Norton, @ N.Y. Giants, (Robert Williams runs 3 yards), 9/13/92
Playoffs – Has never happened
By Opponents – Miles McPherson, @ San Diego, (Derrie Nelson runs 21 yards), 11/13/83
Playoffs – Has never happened

PUNT BLOCKED FOR A SAFETY

- By Cowboys – Issiac Holt, vs. Washington, 9/7/92
Playoffs – Has never happened
By Opponents – Ron McGovern, @ Kansas City, 10/22/89
Playoffs – Reggie Harrison, Pittsburgh, 1/18/76

SAFETY SCORED

- By Cowboys – Kenyon Coleman sacked Jeff Blake in the end zone, vs. Arizona, 10/5/03
Playoffs – Ball snapped over Rohn Stark's head out of end zone, @ Carolina, 1/5/97
By Opponents – Matt Lehr fumbled snap through the end zone, @ Philadelphia, 12/7/03
Playoffs – Reggie Harrison, Pitt., blocked Mitch Hoopes punt out of end zone, 1/18/76

FIELD GOAL BLOCKED

- By Cowboys – Brandon Noble, vs. N.Y. Giants, 12/17/00
Playoffs – Aaron Mitchell, @ Philadelphia, 1/11/81
By Opponents – Jon Runyan, vs. Philadelphia, 11/18/01
Playoffs – Frank Nunley, @ San Francisco, 1/2/72

BLOCKED FIELD GOAL RETURNED FOR A TOUCHDOWN

- By Cowboys – Ron Fellows, vs. New Orleans, 62 yards, (blocked by Ed Jones), 9/25/83
Playoffs – Has never happened
By Opponents – William White, @ Detroit, 55 yards, (blocked by Marc Spindler), 10/27/91
Playoffs – Has never happened

PAT KICK MISSED

- By Cowboys – Chris Boniol, @ Miami, 10/27/96
Playoffs – Lin Elliott, @ San Francisco, 1/17/93
By Opponents – David Akers, Philadelphia, 9/30/01
Playoffs – Jan Stenerud, Green Bay, 1/16/83

PAT KICK BLOCKED

- By Cowboys – Flozell Adams, vs. Miami, 11/27/03
Playoffs – Rod Hill, vs. Green Bay, 1/16/83
By Opponents – Ed Jasper, vs. Atlanta, 9/7/03
Playoffs – Carl Eller, Minnesota, 1/1/78

50 POINTS SCORED IN A GAME

- By Cowboys – Dallas 51, Seattle 7, 11/27/80
Playoffs – Dallas 52, Buffalo 17, 1/31/93
By Opponents – @ Cincinnati 50, Dallas 24, 12/8/85
Playoffs – Has never happened

40 POINTS SCORED IN A GAME

- By Cowboys – Dallas 48, Arizona 7, 10/22/00
Playoffs – Dallas 40, Minnesota 15, 12/28/96
By Opponents – vs. Miami 40, Dallas 21, 11/27/03
Playoffs – Has never happened

SHUTOUT SCORED IN A GAME

- By Cowboys – Dallas 27, @ Washington 0, 12/14/03
Playoffs – Dallas 38, Tampa Bay 0, 1/2/82
By Opponents – Dallas 0, @ New England 12, 11/16/03
Playoffs – @ L.A. Rams 20, Dallas 0, 1/4/86



**The
Playoff
Records**



PLAYOFF RECORDS

Dallas Cowboys Playoff History

Date	Game	Opponent	Result	Site
1966 Season (0-1)				
Jan. 1, 1967	Championship Game	Green Bay	L 27-34	Cotton Bowl
1967 Season (1-1)				
Dec. 24	Eastern Championship Game	Cleveland	W 52-14	Cotton Bowl
Dec. 31	Championship Game	Green Bay	L 17-21	Lambeau Field
1968 Season (0-1)				
Dec. 21	Eastern Championship Game	Cleveland	L 20-31	Cleveland Stadium
1969 Season (0-1)				
Dec. 28	Eastern Championship Game	Cleveland	L 14-38	Cotton Bowl
1970 Season (2-1)				
Dec. 26	NFC Divisional Playoff	Detroit	W 5-0	Cotton Bowl
Jan. 3, 1971	NFC Championship Game	San Francisco	W 17-10	Kezar Stadium
Jan. 17, 1971	Super Bowl V	Baltimore	L 13-16	Orange Bowl
1971 Season (3-0)				
Dec. 25	NFC Divisional Playoff	Minnesota	W 20-12	Metropolitan Stadium
Jan. 2, 1972	NFC Championship Game	San Francisco	W 14-3	Texas Stadium
Jan. 16, 1972	Super Bowl VI	Miami	W 24-3	Tulane Stadium
1972 Season (1-1)				
Dec. 23	NFC Divisional Playoff	San Francisco	W 30-28	Candlestick Park
Dec. 31	NFC Championship Game	Washington	L 3-26	RFK Stadium
1973 Season (1-1)				
Dec. 23	NFC Divisional Playoff	Los Angeles	W 27-16	Texas Stadium
Dec. 30	NFC Championship Game	Minnesota	L 10-27	Texas Stadium
1975 Season (2-1)				
Dec. 28	NFC Divisional Playoff	Minnesota	W 17-14	Metropolitan Stadium
Jan. 4, 1976	NFC Championship Game	Los Angeles	W 37-7	Memorial Coliseum
Jan. 18, 1976	Super Bowl X	Pittsburgh	L 17-21	Orange Bowl
1976 Season (0-1)				
Dec. 19	NFC Divisional Playoff	Los Angeles	L 12-14	Texas Stadium
1977 Season (3-0)				
Dec. 26	NFC Divisional Playoff	Chicago	W 37-7	Texas Stadium
Jan. 1, 1978	NFC Championship Game	Minnesota	W 23-6	Texas Stadium
Jan. 15, 1978	Super Bowl XII	Denver	W 27-10	Louisiana Superdome
1978 Season (2-1)				
Dec. 30	NFC Divisional Playoff	Atlanta	W 27-20	Texas Stadium
Jan. 7, 1979	NFC Championship Game	Los Angeles	W 28-0	Memorial Coliseum
Jan. 21, 1979	Super Bowl XIII	Pittsburgh	L 31-35	Orange Bowl
1979 Season (0-1)				
Dec. 30	NFC Divisional Playoff	Los Angeles	L 19-21	Texas Stadium
1980 Season (2-1)				
Dec. 28	NFC Wild Card Game	Los Angeles	W 34-13	Texas Stadium
Jan. 4, 1981	NFC Divisional Playoff	Atlanta	W 30-27	Fulton County Stad.
Jan. 11, 1981	NFC Championship Game	Philadelphia	L 7-20	Veterans Stadium

PLAYOFF RECORDS



Date	Game	Opponent	Result	Site
1981 Season (1-1)				
Jan. 2, 1982	NFC Divisional Playoff	Tampa Bay	W 38-0	Texas Stadium
Jan. 10, 1982	NFC Championship Game	San Francisco	L 27-28	Candlestick Park
1982 Season (2-1)				
Jan. 9, 1983	NFC Wild Card Game	Tampa Bay	W 30-17	Texas Stadium
Jan. 16, 1983	NFC Divisional Playoff	Green Bay	W 37-26	Texas Stadium
Jan. 22, 1983	NFC Championship Game	Washington	L 17-31	RFK Stadium
1983 Season (0-1)				
Dec. 26	NFC Wild Card Game	Los Angeles	L 17-24	Texas Stadium
1985 Season (0-1)				
Jan. 4, 1986	NFC Divisional Playoff	Los Angeles	L 0-20	Anaheim Stadium
1991 Season (1-1)				
Dec. 29	NFC Wild Card Game	Chicago	W 17-13	Soldier Field
Jan. 5, 1992	NFC Divisional Playoff	Detroit	L 6-38	Pontiac Silverdome
1992 Season (3-0)				
Jan. 10, 1993	NFC Divisional Playoff	Philadelphia	W 34-10	Texas Stadium
Jan. 17, 1993	NFC Championship Game	San Francisco	W 30-20	Candlestick Park
Jan. 31, 1993	Super Bowl XXVII	Buffalo	W 52-17	Rose Bowl
1993 Season (3-0)				
Jan. 16, 1994	NFC Divisional Playoff	Green Bay	W 27-17	Texas Stadium
Jan. 23, 1994	NFC Championship Game	San Francisco	W 38-21	Texas Stadium
Jan. 30, 1994	Super Bowl XXVIII	Buffalo	W 30-13	Georgia Dome
1994 Season (1-1)				
Jan. 8, 1995	NFC Divisional Playoff	Green Bay	W 35-9	Texas Stadium
Jan. 15, 1995	NFC Championship Game	San Francisco	L 28-38	Candlestick Park
1995 Season (3-0)				
Jan. 7, 1996	NFC Divisional Playoff	Philadelphia	W 30-11	Texas Stadium
Jan. 14, 1996	NFC Championship Game	Green Bay	W 38-27	Texas Stadium
Jan. 28, 1996	Super Bowl XXX	Pittsburgh	W 27-17	Sun Devil Stadium
1996 Season (1-1)				
Dec. 28	NFC Wild Card Game	Minnesota	W 40-15	Texas Stadium
Jan. 5, 1997	NFC Divisional Playoff	Carolina	L 17-26	Ericsson Stadium
1998 Season (0-1)				
Jan. 2, 1999	NFC Wild Card Game	Arizona	L 7-20	Texas Stadium
1999 Season (0-1)				
Jan. 9, 2000	NFC Wild Card Game	Minnesota	L 10-27	Metrodome
2003 Season (0-1)				
Jan. 3, 2004	NFC Wild Card Game	Carolina	L 10-29	Ericsson Stadium

NFL Playoff Record: 32-22

Home: 18-7
Away: 9-12
Neutral: 5-3

Wild Card Game: 4-4
Divisional Game: 15-6

Championship Game: 8-9
Super Bowl: 5-3

Dallas Cowboys Playoff Record vs.

Arizona 0-1
Atlanta 2-0
Baltimore 0-1
Buffalo 2-0
Carolina 0-2
Chicago 2-0

Cleveland 1-2
Denver 1-0
Detroit 1-1
Green Bay 4-2
Los Angeles Rams 4-4
Miami 1-0

Minnesota 4-2
Philadelphia 2-1
Pittsburgh 1-2
San Francisco 5-2
Tampa Bay 2-0
Washington 0-2



Cowboys Career Playoff Records

RUSHING

Player	G	Att.	Yds.	Avg.	Long	TD
1. Smith, Emmitt (1990-99)	17	349	1,586	4.5	65	19
2. Dorsett, Tony (1977-85)	17	302	1,383	4.6	53	9
3. Newhouse, Robert (1972-83)	23	174	651	3.7	19	3
4. Thomas, Duane (1970-71)	6	130	520	4.0	23	4
5. Garrison, Walt (1966-74)	15	126	493	4.0	19	0
6. Staubach, Roger (1969-79)	20	76	432	5.7	29	0
7. Hill, Calvin (1969-74)	8	90	335	3.8	48	2
8. Perkins, Don (1961-68)	4	66	284	4.0	24	3
9. Springs, Ron (1979-83)	9	42	201	4.8	32	2
10. Dennison, Doug (1974-78)	7	38	130	3.4	14	2

RECEIVING

Player	G	No.	Yds.	Avg.	Long	TD
1. Irvin, Michael (1988-98)	16	87	1,315	15.1	53	8
2. Pearson, Drew (1973-83)	22	67	1,105	16.5	83t	8
3. Novacek, Jay (1990-96)	13	62	645	10.4	25	6
4. Hill, Tony (1977-85)	17	46	618	13.4	49	4
Dorsett, Tony (1977-85)	17	46	403	8.8	32	1
Smith, Emmitt (1990-99)	17	46	342	7.4	28	2
7. Pearson, Preston (1975-80)	13	43	504	11.7	34	3
8. DuPree, Billy Joe (1973-83)	22	38	438	11.5	28	4
9. Johnston, Daryl (1989-98)	16	37	247	6.7	26	1
10. Hayes, Bob (1965-74)	15	27	425	15.7	86t	3

RUSHING-RECEIVING

Player	G	Rushing	Receiving	Total
1. Smith, Emmitt (1990-99)	17	1,586	342	1,928
2. Dorsett, Tony (1977-85)	17	1,383	403	1,786
3. Irvin, Michael (1988-98)	16	0	1,315	1,315
4. Pearson, Drew (1973-83)	22	16	1,105	1,121
5. Newhouse, Robert (1972-83)	23	651	69	720
6. Garrison, Walt (1966-74)	15	493	155	648
7. Novacek, Jay (1990-96)	13	0	645	645
8. Pearson, Preston (1975-80)	13	135	504	639
9. Hill, Tony (1977-85)	17	-6	618	612
10. Thomas, Duane (1970-71)	6	520	72	592

PASSING (Min. 150 Attempts)

Player	G	Att.	Comp.	Pct.	Yds.	TD	Int.	Rating
1. Aikman, Troy (1989-99)	16	502	320	63.7	3,849	23	17	88.3
2. Staubach, Roger (1969-79) ...	20	410	223	54.4	2,791	24	19	76.0
3. White, Danny (1976-88)	18	360	206	57.2	2,284	15	16	71.6



SCORING

Player	G	TD	PAT	2PT	FG	Total
1. Smith, Emmitt (1990-99)	17	21	—	—	—	126
2. Septien, Rafael (1978-85)	13	—	40	—	18	94
3. Boniol, Chris (1994-96)	7	—	24	—	13	63
4. Dorsett, Tony (1977-85)	17	10	—	—	—	60
5. Fritsch, Toni (1971-73, 1975)	7	—	15	—	12	51
6. Pearson, Drew (1973-83)	22	8	—	—	—	48
Irvin, Michael (1988-95)	13	8	—	—	—	48
8. Clark, Mike (1968-71, 73)	8	—	14	—	9	41
9. Novacek, Jay (1990-95)	13	6	—	—	—	36
10. Murray, Eddie (1994, 1999)	4	—	12	—	7	33

FIELD GOALS (Min. 10 Made)

Player	G	Att.	Made	Pct.	Long
1. Boniol, Chris (1994-96)	7	15	13	86.7	51
2. Septien, Rafael (1978-85)	15	21	18	85.7	50
Fritsch, Toni (1971-73, 1975)	7	14	12	85.7	45

PUNTING (Min. 25 Punts)

Player	G	No.	Avg.	Long	Blk
1. Saxon, Mike (1985-92)	6	26	43.5	57	1
2. Jett, John (1993-96)	10	33	42.9	59	1
3. Widby, Ron (1968-71)	8	51	40.1	65	0
4. White, Danny (1976-83)	17	84	36.6	53	0

PUNT RETURNS (Min. 10)

Player	G	No.	Yds.	Avg.	Long	TD
1. Hayes, Bob (1965-74)	15	12	151	12.6	68	0
2. Johnson, Butch (1976-83)	17	19	208	11.0	44	0
3. Jones, James (1980-82)	5	16	147	9.2	43	0

KICKOFF RETURNS (Min. 10)

Player	G	No.	Yds.	Avg.	Long	TD
1. Harris, Cliff (1970-79)	21	11	243	22.1	34	0
2. Williams, Kevin (1993-96)	10	23	505	22.0	50	0
3. Martin, Kelvin (1987-92)	5	11	237	21.5	39	0
4. Jones, James (1980-82, 1984-85)	6	13	267	20.5	33	0
5. Fellows, Ron (1981-85)	6	11	191	17.4	33	0
6. Johnson, Butch (1976-83)	17	12	207	17.3	26	0

INTERCEPTIONS

Player	G	No.	Yds.	Avg.	Long	TD
1. Waters, Charlie (1970-78, 1980-81)	25	9	124	13.8	29	0
2. Thurman, Dennis (1978-85)	13	7	126	18.0	39t	1
3. Harris, Cliff (1970-79)	21	6	103	17.2	30	0
4. Brown, Larry (1991-95, 1998)	14	5	105	21.0	44	0
5. Howley, Chuck (1961-73)	11	4	89	22.3	41	0
Lewis, D.D. (1968-81)	27	4	64	16.0	23	0
Jordan, Lee Roy (1963-76)	19	4	34	8.5	41	0
Renfro, Mel (1964-77)	21	4	32	8.0	19	0
9. Washington, James (1990-93)	8	3	46	15.3	21	0
Everett, Thomas (1992-93)	6	3	36	12.0	22	0
Woodson, Darren (1992-98)	14	3	24	8.0	19	0
Walls, Everson (1981-85)	7	3	20	6.7	20	0
Hughes, Randy (1975-80)	12	3	1	0.3	1	0
Barnes, Benny (1972-82)	21	3	0	0.0	0	0



Cowboys Individual Playoff Records

SERVICE

Most Games, Career

- 27 D.D. Lewis, 1968, 1970-81
- 26 Larry Cole, 1968-80
- 25 Charlie Waters, 1970-78, 1980-81

SCORING

POINTS

Career

- 126 Emmitt Smith, 1990-99 (21-td)
- 94 Rafael Septien, 1978-85 (40-pat, 18-fg)
- 63 Chris Boniol, 1994-96 (24-pat, 13-fg)

Game

- 18 Craig Baynham, vs. Cleveland, 12/24/67
- 18 Preston Pearson, @ L.A. Rams, 1/4/76
- 18 Emmitt Smith, vs. Green Bay, 1/14/96

Game, Opponent

- 18 Larry Schreiber, @ San Francisco, 12/23/72
- 17 John Kasay, @ Carolina, 1/3/04
- 14 Curt Knight, @ Washington, 12/31/72
- 14 John Kasay, @ Carolina, 1/5/97

TOUCHDOWNS

Career

- 21 Emmitt Smith, 1990-99 (19-r, 2-p)
- 10 Tony Dorsett, 1977-85 (9-r, 1-p)
- 8 Drew Pearson, 1973-83 (8-p)
- 8 Michael Irvin, 1988-98 (8-p)

Game

- 3 Craig Baynham, vs. Cleveland, 12/24/67 (2-r, 1-p)
- 3 Preston Pearson, @ L.A. Rams, 1/4/76 (3-p)
- 3 Emmitt Smith, vs. Green Bay, 1/14/96 (3-r)

Game, Opponent

- 3 Larry Schreiber, @ San Francisco, 12/23/72 (3-r)

Most Consecutive Games Scoring Touchdown

- 8 Emmitt Smith, 1993-96
- 5 Duane Thomas, 1970-71
- 3 Tony Dorsett, 1977-78
- 3 Tony Dorsett, 1981-82
- 3 Emmitt Smith, 1992
- 3 Alvin Harper, 1992-93
- 3 Jay Novacek, 1992-93

POINTS AFTER TOUCHDOWNS

Most Attempted, Career

- 40 Rafael Septien, 1978-85
- 24 Chris Boniol, 1994-96
- 15 Toni Fritsch, 1971-73, 1975

Most Attempted, Game

- 7 Danny Villanueva, vs. Cleveland, 12/24/67
- 7 Lin Elliott, vs. Buffalo, 1/31/93

Most Made, Career

- 40 Rafael Septien, 1978-85
- 24 Chris Boniol, 1994-96
- 15 Toni Fritsch, 1971-73, 1975

Most Made, Game

- 7 Danny Villanueva, vs. Cleveland, 12/24/67
- 7 Lin Elliott, vs. Buffalo, 1/31/93

Made, Opponent

- 5 Don Cockroft, vs. Cleveland, 12/28/69
- 5 Roy Gerela, vs. Pittsburgh, 1/21/79
- 5 Eddie Murray, @ Detroit, 1/5/92
- 5 Doug Brien, @ San Francisco, 1/15/95

Most Made, No Misses, Career

- 40 Rafael Septien, 1978-86
- 24 Chris Boniol, 1994-96
- 15 Toni Fritsch, 1971-73, 1975

FIELD GOALS

Most Attempted, Career

- 21 Rafael Septien, 1978-86
- 15 Chris Boniol, 1994-96
- 14 Toni Fritsch, 1972-76
- 14 Mike Clark, 1968-71, 1973

Most Attempted, Game

- 5 Efen Herrera, vs. Denver, 1/15/78
- 4 Mike Clark, @ Cleveland, 12/21/68
- 4 Chris Boniol, vs. Minnesota, 12/28/96

Most Attempted, Opponent, Game

- 6 David Ray, vs. L.A. Rams, 12/23/73
- 5 John Kasay, @ Carolina, 1/3/04
- 4 Curt Knight, @ Washington, 12/31/72
- 4 John Kasay, @ Carolina, 1/5/97

Most Made, Career

- 18 Rafael Septien, 1978-86
- 13 Chris Boniol, 1994-96
- 12 Toni Fritsch, 1972-76

Most Made, Game

- 4 Chris Boniol, vs. Minnesota, 12/28/96
- 3 7 times, last by Chris Boniol @ Carolina, 1/5/97

Most Made, Opponent, Game

- 5 John Kasay, @ Carolina, 1/3/04
- 4 Curt Knight, @ Washington, 12/31/72
- 4 John Kasay, @ Carolina, 1/5/97

Most Consecutive Field Goals Made

- 15 Rafael Septien, 1978-82
- 9 Chris Boniol, 1995-96
- 7 Efen Herrera, 1976-77
- 7 Eddie Murray, 1994, 1999

Most Consecutive Games Made

- 7 Toni Fritsch, 1972-76
- 6 Rafael Septien, 1976-78
- 5 Chris Boniol, 1995-96

Longest Field Goal

- 51 Chris Boniol, vs. Philadelphia, 1/7/96
- 50 Rafael Septien, vs. Green Bay, 1/16/83
- 50 Eddie Murray, vs. S.F., 1/23/94

Longest Field Goal, Opponent

- 54 Steve Christie, vs. Buffalo, 1/30/94
- 51 Roy Gerela, vs. Pittsburgh, 1/21/79
- 50 Chris Jacke, vs. Green Bay, 1/8/95

Highest Field Goal Percentage, Career (10 made)

- 86.7 Chris Boniol, 1994-96 (15-13)
- 85.7 Rafael Septien, 1978-86 (21-18)
- 85.7 Toni Fritsch, 1972-76 (14-12)

SAFETIES

Most, Game

- 1 George Andrie and Jethro Pugh, vs. Detroit, 12/26/70
- 1 Jim Jensen, vs. L.A. Rams, 12/19/76

Most, Opponent, Game

- 1 Alan Page, @ Minnesota, 12/25/71
- 1 Reggie Harrison, vs. Pittsburgh, 1/18/76

RUSHING

ATTEMPTS

Career

- 349 Emmitt Smith, 1990-99
- 302 Tony Dorsett, 1977-85
- 174 Robert Newhouse, 1972-83

Game

- 35 Emmitt Smith, vs. Green Bay, 1/14/96
- 30 Duane Thomas, vs. Detroit, 12/26/70
- 30 Emmitt Smith, vs. Buffalo, 1/30/94

Opponent, Game

- 36 John Riggins, vs. Washington, 1/22/83
- 34 Eric Dickerson, @ L.A. Rams, 1/4/86
- 30 Larry Brown, @ Washington, 12/31/72

YARDS GAINED

Career

- 1,586 Emmitt Smith, 1990-99
- 1,383 Tony Dorsett, 1977-85
- 651 Robert Newhouse, 1972-83

Game

- 160 Tony Dorsett, vs. L.A. Rams, 12/28/80
- 150 Emmitt Smith, vs. Green Bay, 1/14/96
- 143 Duane Thomas, @ San Francisco, 1/3/71

Game, Opponent

- 248 Eric Dickerson, @ L.A. Rams, 1/4/86
- 194 Wilbert Montgomery, @ Philadelphia, 1/11/81
- 140 John Riggins, vs. Washington, 1/22/83
- 140 Robert Smith, @ Minnesota, 1/9/00

Longest Run

- 65 Emmitt Smith, @ Minnesota, 1/9/00
- 53 Tony Dorsett, @ L.A. Rams, 1/7/79
- 48 Calvin Hill, @ San Francisco, 12/23/72

**Longest Run, Opponent**

- 74 Adrian Murrell, vs. Arizona, 1/2/99
 71 James Lofton, vs. Green Bay, 1/16/83 (TD)
 55 Wilbert Montgomery, @ Philadelphia, 1/7/79
 55 Eric Dickerson, vs. L.A. Rams, 12/26/83 (TD)

Most Games, 100 or More Yards

- 7 Emmitt Smith, 1990-98
 3 Tony Dorsett, 1978-83
 2 Duane Thomas, 1970-71

Most Consecutive Games, 100 or More Yards

- 3 Emmitt Smith, 1992
 2 Duane Thomas, 1970-71

AVERAGE GAIN**Career (50 attempts)**

- 5.68 Roger Staubach, 1969-79 (76-432)
 4.58 Tony Dorsett, 1977-85 (302-1,383)
 4.54 Emmitt Smith, 1990-99 (349-1,586)

Game (10 attempts)

- 7.27 Tony Dorsett, vs. L.A. Rams, 12/28/80 (22-160)
 6.94 Calvin Hill, @ San Francisco, 12/23/72 (18-125)
 6.82 Emmitt Smith, vs. Minnesota, 12/28/96 (17-116)

TOUCHDOWNS**Career**

- 19 Emmitt Smith, 1990-99
 9 Tony Dorsett, 1977-85
 4 Duane Thomas, 1970-71

Game

- 3 Emmitt Smith, vs. Green Bay, 1/14/96
 2 Eight times, last by Emmitt Smith,
 vs. Minnesota, 12/28/96

Opponent, Game

- 3 Larry Schreiber, @ San Francisco, 12/23/72
 2 Four times, last by Eric Dickerson,
 @ L.A. Rams, 1/4/86

Most Consecutive Games Rushing for Touchdown

- 8 Emmitt Smith, 1993-96
 3 Duane Thomas, 1971-72
 3 Tony Dorsett, 1977-78
 3 Tony Dorsett, 1981-82
 3 Emmitt Smith, 1992

PASSING**ATTEMPTS****Career**

- 502 Troy Aikman, 1989-99
 410 Roger Staubach, 1969-79
 360 Danny White, 1976-88

Game

- 53 Danny White, vs. L.A. Rams, 12/26/83
 53 Troy Aikman, @ San Francisco, 1/15/95
 49 Troy Aikman, vs. Arizona, 1/2/99

Game, Opponent

- 50 Jim Kelly, vs. Buffalo, 1/30/94
 49 Neil O'Donnell, vs. Pittsburgh, 1/28/96
 45 Brett Favre, vs. Green Bay, 1/16/94
 45 Steve Young, vs. San Francisco, 1/22/94

COMPLETIONS**Career**

- 320 Troy Aikman, 1989-99
 223 Roger Staubach, 1969-79
 206 Danny White, 1976-88

Game

- 32 Danny White, vs. L.A. Rams, 12/26/83
 30 Troy Aikman, @ San Francisco, 1/15/95
 28 Troy Aikman, vs. Green Bay, 1/16/94

Opponent, Game

- 31 Jim Kelly, vs. Buffalo, 1/30/94
 29 Erik Kramer, @ Detroit, 1/5/92
 28 Brett Favre, vs. Green Bay, 1/16/94
 28 Neil O'Donnell, vs. Pittsburgh, 1/28/96

Consecutive Passes Completed

- 10 Troy Aikman, vs. Pittsburgh, 1/28/96
 8 Danny White, vs. Green Bay, 1/16/83
 8 Troy Aikman, vs. Buffalo, 1/31/93

COMPLETION PERCENTAGE**Career (150 attempts)**

- 63.75 Troy Aikman, 1989-99 (320 of 502)
 57.22 Danny White, 1976-88 (206 of 360)
 54.39 Roger Staubach, 1969-79 (223 of 410)

Game (20 attempts)

- 76.67 Troy Aikman, vs. Green Bay, 1/8/95 (23 of 30)
 75.68 Troy Aikman, vs. Green Bay, 1/16/94 (28 of 37)
 73.33 Troy Aikman, vs. Buffalo, 1/31/93 (22 of 30)

YARDS GAINED**Career**

- 3,849 Troy Aikman, 1989-99
 2,791 Roger Staubach, 1969-79
 2,284 Danny White, 1976-88

Game

- 380 Troy Aikman, @ San Francisco, 1/15/95
 337 Troy Aikman, vs. Green Bay, 1/8/95
 330 Danny White, vs. L.A. Rams, 12/26/83

Game, Opponent

- 341 Erik Kramer, @ Detroit, 1/5/92
 332 Lynn Dickey, vs. Green Bay, 1/16/83
 320 Steve Barikowski, @ Atlanta, 1/4/81

Most Games, 300 or More Passing Yards, Career

- 4 Troy Aikman, 1991-95
 3 Danny White, 1976-88

Longest Pass Completion (All TDs)

- 94 Troy Aikman (to Harper), vs. Green Bay, 1/8/95
 86 Don Meredith (to Hayes), vs. Cleveland, 12/24/67
 83 Roger Staubach (to D. Pearson), vs. L.A. Rams, 12/23/73

Opponent, Longest Pass Completion (All TDs except as noted)

- 75 Frank Ryan (to Paul Warfield), vs. Cleveland, 12/24/67
 75 John Unitas (to John Mackey), vs. Baltimore, 1/17/71
 75 Doug Williams (to Jimmie Giles), vs. Tampa Bay, 1/2/82 (no TD)

TOUCHDOWNS**Career**

- 24 Roger Staubach, 1969-79
 23 Troy Aikman, 1989-98
 15 Danny White, 1976-88

Game

- 4 Roger Staubach, @ L.A. Rams, 1/4/76
 4 Troy Aikman, vs. Buffalo, 1/31/93

Opponent, Game

- 4 Bart Starr, vs. Green Bay, 1/1/67
 4 Terry Bradshaw, vs. Pittsburgh, 1/21/79

Most Consecutive Games, Touchdown Pass

- 5 Troy Aikman, 1992-93
 5 Troy Aikman, 1994-95
 4 Danny White, 1982-83

HAD INTERCEPTED**Career**

- 19 Roger Staubach, 1969-79
 17 Troy Aikman, 1989-99
 16 Danny White, 1976-88

Game

- 4 Roger Staubach, vs. Minnesota, 12/30/73
 3 Ten times, last Troy Aikman, vs. Arizona, 1/2/99

Opponent, Game

- 4 Bob Avellini, vs. Chicago, 12/26/77
 4 Craig Morton, vs. Denver, 1/15/78
 4 Doug Williams, vs. Tampa Bay, 1/2/82

Most Consecutive Passes Attempted, None Intercepted

- 111 Troy Aikman, 1991-93
 102 Roger Staubach, 1969-1973
 88 Troy Aikman, 1994-96

Most Attempts, No Interceptions, Game

- 34 Troy Aikman, @ San Francisco, 1/17/93
 33 Troy Aikman, vs. Green Bay, 1/14/96
 30 Troy Aikman, vs. Buffalo, 1/31/93

Most Attempts, No Interceptions, Opponent

- 38 Erik Kramer, @ Detroit, 1/5/92
 30 Vince Ferragamo, vs. L.A. Rams, 12/26/83
 30 Randall Cunningham, vs. Philadelphia, 1/10/93

TIMES SACKED**Game**

- 7 Roger Staubach, vs. L.A. Rams, 12/23/73
 7 Roger Staubach, vs. Pittsburgh, 1/18/76
 5 Five times, last by Danny White, @ L.A. Rams, 1/4/86

Opponent, Game

- 5 John Hadl, vs. L.A. Rams, 12/23/73
 5 Ron Jaworski, vs. L.A. Rams, 1/4/76
 5 Steve Bartkowski, @ Atlanta, 12/30/78
 5 Randall Cunningham, vs. Philadelphia, 1/10/93



PLAYOFF RECORDS

PASS RECEIVING

RECEPTIONS

Career

- 87 Michael Irvin, 1988-98
- 67 Drew Pearson, 1973-83
- 62 Jay Novacek, 1990-95

Game

- 12 Michael Irvin, @ San Francisco, 1/15/95
- 11 Jay Novacek, vs. Green Bay, 1/8/95
- 9 Tony Hill, vs. L.A. Rams, 12/26/83
- 9 Michael Irvin, vs. Green Bay, 1/16/94

Opponent, Game

- 10 Andre Hastings, vs. Pittsburgh, 1/28/96
- 9 Tom Waddle, @ Chicago, 12/29/91
- 9 Edgar Bennett, vs. Green Bay, 1/16/94

Most Consecutive Games, Pass Reception

- 22 Drew Pearson, 1973-83
- 16 Michael Irvin, 1991-98
- 13 Jay Novacek, 1991-95

YARDS

Career

- 1,315 Michael Irvin, 1988-98
- 1,105 Drew Pearson, 1973-83
- 655 Alvin Harper, 1991-94

Game

- 192 Michael Irvin, @ San Francisco, 1/15/95
- 163 Raghib Ismail, @ Minnesota, 1/9/00
- 144 Bob Hayes, vs. Cleveland, 12/24/67

Game, Opponent

- 161 Lynn Swann, vs. Pittsburgh, 1/18/76
- 152 Andre Reed, vs. Buffalo, 1/31/93
- 146 Charlie Taylor, vs. Washington, 12/31/72

Longest Pass Reception (All TDs)

- 94 Alvin Harper (from Aikman), vs. Green Bay, 1/8/95
- 86 Bob Hayes (from Meredith), vs. Cleveland, 12/24/67
- 83 Drew Pearson (from Staubach), vs. L.A. Rams, 12/23/73

Longest Pass Reception, Opponent

- 75 Paul Warfield (from Frank Ryan), vs. Cleveland, 12/24/67 (TD)
- 75 John Mackey (from Johnny Unitas), vs. Baltimore, 1/17/71 (TD)
- 75 Jimmie Giles (from Doug Williams), vs. Tampa Bay, 1/2/82

Most Games, 100 or More Yards Receiving, Career

- 6 Michael Irvin, 1988-98
- 2 Tony Hill, 1977-86
- 2 Alvin Harper, 1991-94

AVERAGE GAIN

Career (20 receptions)

- 27.3 Alvin Harper, 1991-94 (24-655)
- 16.5 Drew Pearson, 1973-83 (67-1,105)
- 15.8 Butch Johnson, 1976-83 (25-394)

Game (3 receptions)

- 39.0 Alvin Harper, @ San Francisco, 1/17/93 (3-117)
- 34.0 Frank Clarke, vs. Green Bay, 1/1/67 (3-102)
- 29.3 Alvin Harper, @ Chicago, 12/29/91 (3-88)

TOUCHDOWNS

Career

- 8 Drew Pearson, 1973-83
- 8 Michael Irvin, 1988-98
- 6 Jay Novacek, 1990-95

Game

- 3 Preston Pearson, @ L.A. Rams, 1/4/76

Game, Opponent

- 2 Seven times, last by Robert Brooks, vs. Green Bay, 1/14/96

Most Consecutive Games, Touchdown

- 3 Alvin Harper, 1992-93
- 3 Jay Novacek, 1992-93
- 3 Michael Irvin, 1994-95

RUSHING-RECEIVING

ATTEMPTS

Career

- 395 Emmitt Smith, 1990-99 (349-ru, 46-re)
- 348 Tony Dorsett, 1977-85 (302-ru, 46-re)
- 188 Robert Newhouse, 1972-83 (174-ru, 14-re)

Game

- 37 Emmitt Smith, vs. Green Bay, 1/14/96 (35-ru, 2-re)
- 34 Emmitt Smith, vs. Buffalo, 1/30/94 (ru-30 re-4)
- 30 Tony Dorsett, vs. Green Bay, 1/16/83 (ru-27 re-3)

YARDS

Career

- 1,928 Emmitt Smith, 1990-99 (1,586-ru, 342-re)
- 1,786 Tony Dorsett, 1977-85 (1,383-ru, 403-re)
- 1,315 Michael Irvin, 1988-98 (0-ru, 1,315-re)

Game

- 192 Michael Irvin, @ San Francisco, 1/15/95 (re-192)
- 188 Tony Dorsett, vs. L.A. Rams, 12/28/80 (ru-160, re-28)
- 173 Emmitt Smith, @ San Francisco, 1/17/93 (ru-114, re-59)

PUNTING

PUNTS

Career (25 punts)

- 84 Danny White, 1976-85
- 51 Ron Widby, 1968-71
- 33 John Jett, 1993-96

Game

- 9 Ron Widby, vs. Baltimore, 1/17/71
- 8 Five times, last by Danny White, vs. L.A. Rams, 12/30/79

Game, Opponent

- 8 Donny Anderson, @ Green Bay, 12/31/67
- 8 Herman Weaver, vs. Detroit, 12/26/70
- 8 Neil Clabo, @ Minnesota, 1/1/78
- 8 Tom Hutton, vs. Philadelphia, 1/7/96
- 8 Scott Player, vs. Arizona, 1/2/99

Longest Punt

- 65 Ron Widby, vs. Detroit, 12/26/70
- 60 Ron Widby, vs. San Francisco, 1/2/72
- 59 Marv Bateman, vs. San Francisco, 12/23/72
- 59 John Jett, @ Carolina, 1/5/97

Longest Punt, Opponent

- 64 Dave Chappie, vs. L.A. Rams, 12/23/73
- 62 Craig Hentrich, vs. Green Bay, 1/8/95
- 61 Herman Weaver, vs. Detroit, 12/26/70

AVERAGE GROSS YARDS

Career (25 punts)

- 43.5 Mike Saxon, 1985-92
- 42.9 John Jett, 1993-96
- 40.1 Ron Widby, 1968-71

Game (4 punts)

- 46.9 Mike Saxon, @ L.A. Rams, 1/4/86 (7-328)
- 46.7 Marv Bateman, vs. L.A. Rams, 12/23/73 (7-327)
- 45.8 John Jett, vs. Green Bay, 1/8/95 (4-183)
- 45.8 John Jett, vs. Green Bay, 1/14/96 (4-183)

Game, Opponent (4 punts)

- 48.8 Herman Weaver, vs. Detroit, 12/26/70 (8-391)
- 48.4 Todd Sauerbrun, @ Carolina, 1/3/04 (5-242)
- 45.5 Klaus Wilmsmeyer, vs. San Francisco, 1/23/94 (4-182)

HAD BLOCKED

Career

- 1 Mike Saxon, 1986-1992
- 1 John Jett, 1993-95

Most Consecutive Punts, None Blocked

- 84 Danny White, 1976-83
- 60 Ron Widby, 1968-72
- 24 Marv Bateman, 1972-75

INSIDE 20

Career

- 21 Danny White, 1976-83
- 9 Ron Widby, 1968-72
- 8 John Jett, 1993-96

Game

- 4 Toby Gowin, vs. Arizona, 1/2/99
- 3 Four times, last by Danny White, vs. L.A. Rams, 12/30/79

PUNT RETURNS

RETURNS

Career

- 19 Butch Johnson, 1976-83
- 16 James Jones, 1980-82
- 12 Bob Hayes, 1965-74

**Game**

- 5 James Jones, vs. L.A. Rams, 12/28/80
 5 Ron Fellows, vs. Tampa Bay, 1/9/83
 4 Seven times, last by Joey Galloway, @ Carolina, 1/3/04

Game, Opponent

- 6 John Sciarra, @ Philadelphia, 1/11/81
 5 Lem Barney, vs. Detroit, 12/26/70

FAIR CATCHES**Career**

- 10 Bob Hayes, 1966-72
 8 Lance Rentzel, 1967-69
 8 Cliff Harris, 1970-79

Game

- 4 Lance Rentzel, @ Cleveland, 12/21/68
 4 Cliff Harris, @ San Francisco, 12/23/72
 3 Lance Rentzel, @ Green Bay, 12/31/67
 3 Golden Richards, vs. Pittsburgh, 1/18/76
 3 Gordon Banks, @ L.A. Rams, 1/4/86

Game, Opponent

- 4 Bobby Bryant, @ Minnesota, 12/25/71
 3 Bobby Bryant, vs. Minnesota, 12/30/73

YARDS GAINED**Career**

- 208 Butch Johnson, 1976-83
 151 Bob Hayes, 1965-74
 147 James Jones, 1980-82

Game

- 141 Bob Hayes, vs. Cleveland, 12/24/67
 81 James Jones, vs. L.A. Rams, 12/20/80
 64 Butch Johnson, vs. L.A. Rams, 12/19/76

Game, Opponent

- 69 John Sciarra, @ Philadelphia, 1/11/81
 59 Reggie Brooks, vs. Green Bay, 1/16/94
 54 Antonio Freeman, vs. Green Bay, 1/14/96

Longest Punt Return

- 68 Bob Hayes, vs. Cleveland, 12/24/67
 64 Bob Hayes, vs. Cleveland, 12/24/67
 63 Golden Richards, vs. Minnesota, 12/30/73 (TD)

Longest Punt Return, Opponent

- 43 Reggie Brooks, vs. Green Bay, 1/16/94
 39 Antonio Freeman, vs. Green Bay, 1/14/96
 30 Jim Bertelsen, vs. Rams, 12/23/73

AVERAGE YARDAGE**Career (10 returns)**

- 12.6 Bob Hayes, 1965-74 (12-151)
 11.0 Butch Johnson, 1976-83 (19-208)
 9.2 James Jones, 1980-82 (16-147)

Game (3 returns)

- 47.0 Bob Hayes, vs. Cleveland, 12/24/67 (3-141)
 16.2 James Jones, vs. L.A. Rams, 12/20/80 (5-81)
 16.0 Butch Johnson, vs. L.A. Rams, 12/19/76 (4-64)

Game, Opponents (3 returns)

- 13.5 Antonio Freeman, vs. Green Bay, 1/14/96 (4-54)
 13.0 Jim Bertelsen, vs. L.A. Rams, 1/23/73 (4-52)
 11.5 John Sciarra, @ Philadelphia, 1/11/81 (6-69)

TOUCHDOWNS**Game**

- 1 Golden Richards, vs. Minnesota, 12/30/73

Game, Opponent

None

KICKOFF RETURNS**RETURNS****Career**

- 23 Kevin Williams, 1993-96
 13 James Jones, 1980-82, 1984-85
 12 Butch Johnson, 1976-83

Game

- 7 Michael Bates, @ Carolina 1/3/04
 6 Kevin Williams, @ San Francisco, 1/15/95
 5 Mel Renfro, vs. Green Bay, 1/1/67
 5 Tyrone Hughes, vs. Arizona, 1/2/99

Game, Opponent

- 7 Del Rodgers, vs. Green Bay, 1/16/83
 7 Antonio Freeman, vs. Green Bay, 1/14/96

YARDS**Career**

- 505 Kevin Williams, 1993-96
 267 James Jones, 1980-82, 1984-85
 243 Cliff Harris, 1970-79

Game

- 172 Michael Bates, @ Carolina 1/3/04
 130 Kevin Williams, @ San Francisco, 1/15/95
 124 Mel Renfro, vs. Green Bay, 1/1/67

Game, Opponent

- 155 Michael Bates, @ Carolina, 1/5/97
 148 Del Rodgers, vs. Green Bay, 1/16/83
 148 Antonio Freeman, vs. Green Bay, 1/14/96

Longest Kickoff Return

- 89 Rod Hill, vs. Green Bay, 1/9/83
 50 Kevin Williams, vs. Buffalo, 1/30/94
 48 Thomas Henderson, vs. Pittsburgh, 1/18/76

Longest Kickoff Return, Opponent

- 97 Vic Washington, vs. San Francisco, 12/23/72 (TD)
 67 Rick Upchurch, vs. Denver, 1/15/78
 61 Clinton Jones, @ Minnesota, 12/25/71

AVERAGE YARDAGE**Career (10 returns)**

- 22.1 Cliff Harris, 1970-79 (11-243)
 22.0 Kevin Williams, 1993-96 (23-505)
 21.5 Kelvin Martin, 1987-92 (11-237)

Game (3 returns)

- 39.3 Rod Hill, vs. Green Bay, 1/9/83 (3-118)
 29.3 Kevin Williams, vs. Green Bay, 1/8/95 (3-88)
 24.8 Mel Renfro, vs. Green Bay, 1/1/67 (5-118)

Game, Opponent (3 returns)

- 45.3 Vic Washington, vs. San Francisco, 12/23/72 (3-136)
 31.3 Rick Upchurch, vs. Denver, 1/15/78 (3-94)
 31.0 Michael Bates, @ Carolina, 1/5/97 (5-155)

TOUCHDOWNS**Game**

None

Game, Opponent

- 1 Vic Washington, vs. San Francisco, 12/23/72

INTERCEPTIONS BY**INTERCEPTIONS****Career**

- 9 Charlie Waters, 1970-78, 80-81
 7 Dennis Thurman, 1978-85
 6 Cliff Harris, 1970-79

Game

- 3 Charlie Waters, vs. Chicago, 12/26/77
 3 Dennis Thurman, vs. Green Bay, 1/16/83
 2 Seven times, last by Larry Brown, vs. Pittsburgh, 1/28/96

Game, Opponent

- 2 Skip Vanderhurd, @ San Francisco, 12/23/72
 2 Bobby Bryant, vs. Minnesota, 12/30/73
 2 Eric Davis, @ San Francisco, 1/15/95
 2 Aeneas Williams, vs. Arizona, 1/2/99

Most Consecutive Games Intercept Pass

- 3 Mel Renfro, 1970
 3 Randy Hughes, 1977-78

YARDS GAINED**Career**

- 126 Dennis Thurman, 1978-85
 124 Charlie Waters, 1970-78, 80-81
 105 Larry Brown, 1991-95

Game

- 77 Larry Brown, vs. Pittsburgh, 1/28/96
 68 Thomas Henderson, @ L.A. Rams, 1/7/79
 60 Cornell Green, vs. Cleveland, 1/24/67

Game, Opponent

- 94 LeRoy Irvin, vs. L.A. Rams, 12/26/83
 88 Walt Sumner, vs. Cleveland, 12/28/69
 63 Bobby Bryant, vs. Minnesota, 12/30/73

Longest Return (all TDs except as noted)

- 68 Thomas Henderson, @ L.A. Rams, 1/7/79
 60 Cornell Green, vs. Cleveland, 1/24/67
 44 Larry Brown, vs. Pittsburgh, 1/28/96 (no TD)

Longest Return, Opponents (all TDs except as noted)

- 94 LeRoy Irvin, vs. L.A. Rams, 12/26/83 (no TD)
 88 Walt Sumner, vs. Cleveland, 12/28/69
 63 Bobby Bryant, vs. Minnesota, 12/30/73

FUMBLES**OPPONENTS' FUMBLES RECOVERED****Career**

- 4 Cliff Harris, 1970-79
 3 Charlie Waters, 1970-78, 1980-81

Game

- 2 Charlie Waters, vs. Detroit, 12/26/70
 2 Harvey Martin, vs. Minnesota, 1/1/78
 2 Randy Hughes, vs. Denver, 1/15/78
 2 Jimmie Jones, vs. Buffalo, 1/31/93



PLAYOFF RECORDS

Longest Fumble Returns (All TDs except as noted)

- 64 Leon Lett, vs. Buffalo, 1/31/93 (no TD)
- 46 James Washington, vs. Buffalo, 1/30/94
- 44 Chuck Howley, @ Cleveland, 12/21/68

Longest Fumble Returns, Opponent (All TDs)

- 60 Hugh Green, vs. Tampa Bay, 1/9/83
- 18 Jim Grabowski, vs. Green Bay, 1/1/67

OPPONENTS' FUMBLE RETURNED FOR TOUCHDOWNS

Career

- 1 George Andrie, 1962-72
- 1 Chuck Howley, 1961-73
- 1 Mike Hegman, 1976-88
- 1 Ken Norton, 1989-93
- 1 Jimmie Jones, 1990-93
- 1 James Washington, 1990-93

SACKS

TOTAL SACKS

Game

- 3 Tony Casillas, @ San Francisco, 1/17/93

Game, Opponent

- 3 Gary Jeter, @ L.A. Rams, 1/4/86

BLOCKED KICKS

BLOCKED PUNTS

Game

- 1 Darrick Brownlow, vs. Chicago, 12/29/91

Game, Opponent

- 1 Steve Tasker, vs. Buffalo, 1/31/93
- 1 Bernardo Harris, vs. Green Bay, 1/14/96

Cowboys Team Playoff Records

SINGLE GAME

SCORING

Most Points

- 52 vs. Cleveland, 12/24/67 (Dallas 52, Cleveland 14)
- 52 vs. Buffalo, 1/31/93 (Dallas 52, Buff. 17)
- 40 vs. Minnesota, 12/28/96 (Dallas 40, Minn. 15)

Most Points, Opponent

- 38 vs. Cleveland, 12/28/69 (Cleveland 38, Dallas 14)
- 38 @ Detroit, 1/5/92 (Detroit 38, Dallas 6)
- 38 @ San Francisco, 1/15/95 (S.F. 38, Dallas 28)

Fewest Points

- 0 @ L.A. Rams, 1/4/86 (L.A. Rams 20, Dallas 0)
- 3 @ Washington, 12/31/72 (Wash. 26, Dallas 3)
- 6 @ Detroit, 1/5/92 (Detroit 38, Dallas 6)

Fewest Points, Opponent

- 0 vs. Detroit, 12/26/70 (Dallas 5, Detroit 0)
- 0 @ L.A. Rams, 1/7/79 (Dallas 28, L.A. Rams 0)
- 0 vs. Tampa Bay, 1/2/82 (Dallas 38, Tampa Bay 0)

Most Decisive Win

- 38 vs. Tampa Bay, 1/2/82 (Dallas 38, Tampa Bay 0)
- 38 vs. Cleveland, 12/24/67 (Dallas 52, Cleveland 14)
- 35 vs. Buffalo, 1/31/93 (Dallas 52, Buff. 17)

Most Decisive Loss

- 32 @ Detroit, 1/5/92 (Detroit 38, Dallas 6)
- 24 vs. Cleveland, 12/28/69 (Cleveland 38, Dallas 14)
- 23 @ Washington, 12/31/72 (Washington 26, Dallas 3)

Most Points, Both Teams

- 69 vs. Buffalo, 1/31/93 (Dallas 52, Buff. 17)
- 66 vs. Cleveland, 12/24/67 (Dallas 52, Cleveland 14)
- 66 vs. Pittsburgh, 1/21/79 (Pittsburgh 35, Dallas 31)
- 66 @ San Francisco, 1/15/95 (S.F. 38, Dallas 28)

FIRST DOWNS

Most First Downs

- 29 vs. L.A. Rams, 12/28/80
- 29 vs. Tampa Bay, 1/9/83
- 29 @ San Francisco, 1/15/95

Most First Downs, Opponent

- 26 @ San Francisco, 1/10/82
- 26 @ Chicago, 12/29/91
- 25 vs. Pittsburgh, 1/28/96

Most First Downs, Both Teams

- 48 @ San Francisco, 1/17/93
- 48 @ San Francisco, 1/15/95
- 47 vs. San Francisco, 1/23/94

Fewest First Downs

- 8 @ Washington, 12/31/72
- 9 vs. Minnesota, 12/30/73
- 9 vs. Baltimore, 1/17/71

Fewest First Downs, Opponent

- 7 vs. Detroit, 12/26/70
- 8 vs. Tampa Bay, 1/9/83
- 9 vs. San Francisco, 1/2/72
- 9 @ L.A. Rams, 1/4/76

Fewest First Downs, Both Teams

- 21 vs. Detroit, 12/26/70
- 23 vs. Baltimore, 1/17/71
- 24 @ Washington, 12/31/72

Most First Downs, Rushing

- 19 vs. L.A. Rams, 12/28/80
- 16 @ San Francisco, 1/3/71
- 16 vs. Minnesota, 12/28/96

Most First Downs, Rushing, Opponent

- 14 vs. Minnesota, 12/30/73
- 13 @ Philadelphia, 1/11/81
- 12 @ Chicago, 12/29/91

Fewest First Downs, Rushing

- 2 @ Washington, 1/22/83
- 3 Four times, last @ Carolina, 1/3/04

Fewest First Downs, Rushing, Opponent

- 1 @ L.A. Rams, 1/4/76
- 2 Six times, last vs. Arizona, 1/2/99

Most First Downs, Passing

- 20 vs. L.A. Rams, 12/26/83
- 19 vs. Tampa Bay, 1/2/82
- 19 @ Washington, 1/22/83

Most First Downs, Passing, Opponent

- 19 @ Detroit, 1/5/92
- 17 @ San Francisco, 1/10/82
- 16 Three times, last vs. Green Bay, 1/16/94

Fewest First Downs, Passing

- 3 vs. Detroit, 12/26/70
- 3 @ Washington, 12/31/72
- 4 vs. L.A. Rams, 12/23/73

Fewest First Downs, Passing, Opponent

- 1 vs. Denver, 1/15/78
- 3 vs. L.A. Rams, 1/4/86
- 4 vs. Atlanta, 12/30/78
- 4 vs. Tampa Bay, 1/9/83

Most First Downs, Penalty

- 4 @ Carolina, 1/5/97
- 3 vs. Green Bay, 1/8/95
- 3 @ San Francisco, 1/15/95
- 3 vs. Arizona, 1/2/99

Most First Downs, Penalty, Opponent

- 4 vs. Baltimore, 1/17/71
- 4 vs. Buffalo, 1/31/93
- 3 Seven times, last @ Carolina, 1/5/97

NET YARDS GAINED RUSHING AND PASSING

Most Yards Gained

- 528 vs. L.A. Rams, 12/28/80
- 456 vs. Tampa Bay, 1/9/83
- 451 @ San Francisco, 1/15/95

Most Yards Gained, Opponent

- 466 vs. Green Bay, 1/6/83
- 421 @ Detroit, 1/5/92
- 415 @ San Francisco, 1/17/93

**Most Yards Gained, Both Teams**

- 841 vs. Green Bay, 1/6/83
 831 @ San Francisco, 1/17/93
 788 vs. L.A. Rams, 12/28/80

Fewest Yards Gained

- 153 vs. Minnesota, 12/30/73
 169 @ Washington, 12/31/72
 183 vs. Minnesota, 12/25/71

Fewest Yards Gained, Opponent

- 118 @ L.A. Rams, 1/4/76
 156 vs. Detroit, 12/26/70
 156 vs. Denver, 1/15/78

Fewest Yards Gained, Both Teams

- 387 @ Green Bay, 12/31/67
 387 vs. Detroit, 12/26/70
 459 vs. Minnesota, 12/30/73

RUSHING**ATTEMPTS****Most Rushing Attempts**

- 51 @ San Francisco, 1/3/71
 50 vs. Detroit, 12/26/70
 50 @ L.A. Rams, 1/4/76

Most Rushing Attempts, Opponent

- 49 vs. L.A. Rams, 12/19/76
 47 vs. Minnesota, 12/30/73
 46 vs. Pittsburgh, 1/18/76

Fewest Rushing Attempts

- 16 @ Minnesota, 1/9/00
 18 @ L.A. Rams, 1/4/86
 18 @ Carolina, 1/3/04

Fewest Rushing Attempts, Opponent

- 12 vs. Green Bay, 1/14/96
 13 vs. Green Bay, 1/16/94
 15 vs. Minnesota, 12/28/96

YARDS**Most Yards Gained Rushing**

- 338 vs. L.A. Rams, 12/28/80
 255 vs. Minnesota, 12/28/96
 252 vs. Miami, 1/16/72

Most Yards Gained Rushing, Opponent

- 269 @ L.A. Rams, 1/4/86
 263 @ Philadelphia, 1/11/81
 203 vs. Minnesota, 12/30/73

Most Yards Gained Rushing, Both Teams

- 430 vs. L.A. Rams, 12/28/80
 349 @ Philadelphia, 1/11/81
 337 vs. Cleveland, 12/24/67

Fewest Yards Gained Rushing

- 56 vs. Pittsburgh, 1/28/96
 61 @ L.A. Rams, 1/4/86
 63 vs. L.A. Rams, 12/26/83

Fewest Yards Gained Rushing, Opponent

- 22 vs. L.A. Rams, 12/19/76
 31 vs. Green Bay, 1/16/94
 48 vs. Green Bay, 1/14/96

Fewest Yards Gained Rushing, Both Teams

- 128 vs. Green Bay, 1/16/94
 157 vs. L.A. Rams, 12/26/83
 159 vs. Pittsburgh, 1/28/96

PASSING**ATTEMPTS****Most Passes Attempted**

- 53 vs. L.A. Rams, 12/26/83
 53 @ San Francisco, 1/15/95
 49 vs. Arizona, 1/2/99

Most Passes Attempted, Opponent

- 50 vs. Buffalo, 1/30/94
 49 vs. Pittsburgh, 1/28/96
 46 vs. Green Bay, 1/8/95

Most Passes Attempted, Both Teams

- 85 vs. Arizona, 1/2/99
 84 vs. L.A. Rams, 12/26/83
 82 vs. Green Bay, 1/16/94
 82 @ San Francisco, 1/15/95

Fewest Passes Attempted

- 14 @ Minnesota, 12/25/71
 14 vs. Chicago, 12/24/77
 15 vs. Cleveland, 12/24/67

Fewest Passes Attempted, Opponent

- 18 @ Washington, 12/31/72
 19 vs. Pittsburgh, 1/18/76
 20 vs. Detroit, 12/26/70

Fewest Passes Attempted, Both Teams

- 38 vs. Detroit, 12/26/70
 39 @ Washington, 12/31/72
 39 vs. L.A. Rams, 12/23/73

COMPLETIONS**Most Passes Completed**

- 32 vs. L.A. Rams, 12/26/83
 30 @ San Francisco, 1/15/95
 28 vs. Green Bay, 1/16/94

Most Passes Completed, Opponent

- 31 vs. Buffalo, 1/30/94
 29 @ Detroit, 1/5/92
 28 vs. Green Bay, 1/16/94
 28 vs. Pittsburgh, 1/28/96

Most Passes Completed, Both Teams

- 56 vs. Green Bay, 1/16/94
 50 vs. Buffalo, 1/30/94
 49 @ San Francisco, 1/17/93

Fewest Passes Completed

- 4 vs. Detroit, 12/26/70
 7 @ San Francisco, 1/3/71
 8 vs. L.A. Rams, 12/23/73
 8 vs. Chicago, 12/26/77

Fewest Passes Completed, Opponent

- 6 @ L.A. Rams, 1/4/86
 7 Detroit, 12/26/70
 7 vs. L.A. Rams, 12/23/73

Fewest Passes Completed, Both Teams

- 11 vs. Detroit, 12/26/70
 15 vs. L.A. Rams, 12/23/73
 21 vs. L.A. Rams, 12/30/79
 21 @ Philadelphia, 1/11/81

YARDS**Most Yards Gained Passing**

- 352 @ San Francisco, 1/15/95
 330 vs. Green Bay, 1/8/95
 310 @ Atlanta, 1/4/81

Most Yards Gained Passing, Opponent

- 337 @ Detroit, 1/5/92
 327 vs. Green Bay, 1/16/94
 308 vs. Green Bay, 1/16/83

Most Yards Gained Passing, Both Teams

- 611 vs. Green Bay, 1/16/94
 596 @ San Francisco, 1/17/93
 595 @ Atlanta, 1/4/81

Fewest Yards Gained, Passing

- 22 vs. Detroit, 12/26/70
 63 vs. Minnesota, 12/30/73
 72 vs. San Francisco, 1/2/72

Fewest Yards Gained, Passing, Opponent

- 35 vs. Denver, 1/15/78
 47 @ L.A. Rams, 1/4/86
 52 vs. Atlanta, 12/30/78

Fewest Yards Gained, Passing, Both Teams, Game

- 102 vs. Detroit, 12/26/70
 166 vs. Minnesota, 12/30/73
 193 @ Philadelphia, 1/11/81

SACKS**TOTAL SACKS****Most Sacks**

- 8 @ Green Bay, 12/31/67
 5 Eight times, last vs. Philadelphia, 1/7/96

Most Sacks, Opponent

- 7 vs. L.A. Rams, 12/23/73
 7 vs. Pittsburgh, 1/18/76
 6 vs. San Francisco, 1/2/72

SACK YARDAGE**Most Sack Yardage**

- 76 @ Green Bay, 12/31/67
 51 @ L.A. Rams, 1/4/76
 45 vs. Philadelphia, 1/10/93



PLAYOFF RECORDS

Most Sack Yardage, Opponent

- 52 vs. Pittsburgh, 1/21/79
- 44 vs. L.A. Rams, 12/23/73
- 42 vs. Pittsburgh, 1/18/76

INTERCEPTIONS

TOTAL INTERCEPTIONS

Most Interceptions

- 5 @ L.A. Rams, 1/7/79
- 4 Five times, last vs. Buffalo, 1/31/93

Most Interceptions, Opponent

- 4 @ Cleveland, 12/21/68
- 4 vs. Minnesota, 12/30/73
- 3 Nine times, last vs. Arizona, 1/2/99

YARDS

Most Yards

- 123 @ L.A. Rams, 1/7/79
- 77 vs. Pittsburgh, 1/28/96
- 76 vs. Chicago, 12/26/77

Most Yards, Opponent

- 123 vs. Cleveland, 12/28/69
- 122 @ Carolina, 1/5/97
- 111 vs. L.A. Rams, 12/26/83

PUNTING

TOTAL PUNTS

Most Punts

- 9 vs. Baltimore, 1/17/71
- 8 Five times, last vs. L.A. Rams, 12/30/79

Most Punts, Opponent

- 8 @ Green Bay, 12/31/67
- 8 vs. Detroit, 12/26/70
- 8 vs. Minnesota, 1/1/78
- 8 vs. Philadelphia, 1/7/96
- 8 vs. Arizona, 1/2/99

Fewest Punts

- 1 @ San Francisco, 1/15/95
- 1 vs. Minnesota, 12/28/96
- 2 vs. Cleveland, 12/24/67
- 2 vs. L.A. Rams, 12/28/80

Fewest Punts, Opponent

- 1 vs. Cleveland, 12/28/69
- 1 @ Chicago, 12/29/91
- 1 @ San Francisco, 1/17/93
- 1 @ Carolina, 1/5/97

AVERAGE YARDAGE

Highest Average Distance, Punting (4 punts)

- 46.9 @ L.A. Rams, 1/4/86
- 46.7 vs. L.A. Rams, 12/23/73
- 45.8 vs. Green Bay, 1/8/95
- 45.8 vs. Green Bay, 1/14/96

Highest Average Distance, Punting, Opponent (4 punts)

- 48.8 vs. Detroit, 12/26/70
- 48.4 @ Carolina, 1/3/04
- 46.2 @ Detroit, 1/5/92

PUNT RETURNS

TOTAL RETURNS

Most Punt Returns

- 5 vs. Minnesota, 1/1/78
- 5 vs. L.A. Rams, 12/28/80
- 5 vs. Tampa Bay, 1/9/83

Most Punt Returns, Opponent

- 6 vs. Detroit, 12/26/70
- 6 @ Philadelphia, 1/11/81
- 5 Four times, last vs. Pittsburgh, 1/18/76

YARDS GAINED

Most Yards, Punt Returns

- 155 vs. Cleveland, 12/24/67
- 81 vs. L.A. Rams, 12/28/80
- 64 vs. L.A. Rams, 12/19/76

Most Yards, Punt Returns, Opponent

- 69 @ Philadelphia, 1/11/81
- 59 vs. Green Bay, 1/16/94
- 54 vs. Green Bay, 1/14/96

KICKOFF RETURNS

TOTAL RETURNS

Most Kickoff Returns

- 8 @ Carolina, 1/3/04
- 7 @ San Francisco, 1/15/95
- 6 Six times, last @ Carolina, 1/5/97

Most Kickoff Returns, Opponent

- 8 @ L.A. Rams, 1/4/76
- 8 vs. Chicago, 12/26/77
- 8 vs. Minnesota, 12/28/96

YARDS GAINED

Most Yards, Kickoff Returns

- 179 @ Carolina, 1/3/04
- 173 vs. Green Bay, 1/16/83
- 153 vs. Green Bay, 1/1/67

Most Yards, Kickoff Returns, Opponent

- 188 @ Minnesota, 12/25/71
- 173 vs. Denver, 1/15/78
- 167 @ L.A. Rams, 1/4/76

FUMBLES

TOTAL FUMBLES

Most Fumbles

- 6 vs. Denver, 1/15/78
- 6 vs. Atlanta, 12/30/78
- 5 @ Philadelphia, 1/11/81

Most Fumbles, Opponent

- 8 vs. Buffalo, 1/31/93
- 5 @ San Francisco, 12/23/72
- 5 vs. Minnesota, 1/1/78
- 5 vs. Baltimore, 1/17/71

FUMBLES LOST

Most Fumbles Lost

- 3 @ San Francisco, 12/23/72
- 3 vs. Atlanta, 12/30/78
- 3 @ Philadelphia, 1/11/81
- 3 @ L.A. Rams, 1/4/86
- 3 @ Minnesota, 1/9/00

Most Fumbles Lost, Opponent

- 5 vs. Buffalo, 1/31/93
- 4 vs. Baltimore, 1/17/71
- 4 vs. Denver, 1/15/78
- 4 vs. Minnesota, 12/28/96

PENALTIES

TOTAL PENALTIES

Most Penalties

- 12 vs. Denver, 1/15/78
- 11 vs. L.A. Rams, 12/28/80
- 10 @ L.A. Rams, 1/7/79

Most Penalties, Opponent

- 11 vs. Green Bay, 1/14/96
- 10 vs. Tampa Bay, 1/2/82
- 8 Three times, last vs. Green Bay, 1/8/95

Fewest Penalties

- 2 Seven times, last @ Carolina, 1/3/04

Fewest Penalties, Opponent

- 0 vs. Detroit, 12/26/70
- 0 vs. Miami, 1/16/72
- 0 vs. Pittsburgh, 1/18/76
- 0 @ Carolina, 1/3/04

YARDS PENALIZED

Most Yards Penalized

- 120 vs. Baltimore, 1/17/71
- 98 @ San Francisco, 1/15/95
- 94 vs. Denver, 1/15/78

Most Yards Penalized, Opponent

- 106 @ San Francisco, 1/10/82
- 105 vs. Tampa Bay, 1/2/82
- 94 vs. L.A. Rams, 1/19/76

Fewest Yards Penalized

- 10 vs. Cleveland, 12/24/67
- 10 @ Minnesota, 12/25/71
- 11 @ Carolina, 1/3/04

Fewest Yards Penalized, Opponent

- 0 vs. Detroit, 12/26/70
- 0 vs. Miami, 1/16/72
- 0 vs. Pittsburgh, 1/18/76
- 0 @ Carolina, 1/3/04



Largest Margin

VICTORY

- 38 pts, (52-14) vs. Cleveland, Dec. 24, 1967
- 38 pts, (38-0) vs. Tampa Bay, Jan. 2, 1982
- 35 pts, (52-17) vs. Buffalo, Jan. 31, 1993
- 30 pts, (37-7) @ Los Angeles, Jan. 4, 1976
- 30 pts, (37-7) vs. Chicago, Dec. 26, 1977

DEFEAT

- 32 pts, (38-6) @ Detroit, Jan. 5, 1992
- 24 pts, (38-14) vs. Cleveland, Dec. 28, 1969
- 23 pts, (26-3) @ Washington, Dec. 31, 1972
- 20 pts, (20-0) @ Los Angeles, Jan. 4, 1986
- 19 pts, (29-10) @ Carolina, Jan. 3, 2004

Cowboys Big Playoff Days

100 YARD RUSHING GAMES

160 yards	— Tony Dorsett vs. L.A. Rams	December 28, 1980
150 yards	— Emmitt Smith vs. Green Bay	January 14, 1996
143 yards	— Duane Thomas @ San Francisco	January 3, 1971
135 yards	— Duane Thomas vs. Detroit	December 26, 1970
132 yards	— Emmitt Smith vs. Buffalo	January 30, 1994
125 yards	— Calvin Hill @ San Francisco	December 23, 1972
116 yards	— Emmitt Smith vs. Minnesota	December 28, 1996
114 yards	— Emmitt Smith vs. Philadelphia	January 10, 1993
114 yards	— Emmitt Smith @ San Francisco	January 17, 1993
110 yards	— Tony Dorsett vs. Tampa Bay	January 9, 1983
108 yards	— Don Perkins vs. Green Bay	January 1, 1967
108 yards	— Emmitt Smith vs. Buffalo	January 31, 1993
105 yards	— Emmitt Smith @ Chicago	December 29, 1991
101 yards	— Tony Dorsett @ L.A. Rams	January 7, 1979

300 YARD PASSING GAMES

380 yards	— Troy Aikman @ San Francisco	January 15, 1995
337 yards	— Troy Aikman vs. Green Bay	January 8, 1995
330 yards	— Danny White vs. L.A. Rams	December 26, 1983
322 yards	— Danny White @ Atlanta	January 4, 1981
322 yards	— Troy Aikman @ San Francisco	January 17, 1993
312 yards	— Danny White vs. Tampa Bay	January 9, 1983
302 yards	— Troy Aikman vs. Green Bay	January 16, 1994

100 YARD RECEIVING GAMES

192 yards	— Michael Irvin @ San Francisco	January 15, 1995
163 yards	— Raghib Ismail @ Minnesota	January 9, 2000
144 yards	— Bob Hayes vs. Cleveland	December 24, 1967
142 yards	— Tony Hill vs. Green Bay	January 16, 1983
136 yards	— Billy Parks @ San Francisco	December 23, 1972
126 yards	— Michael Irvin vs. Green Bay	January 16, 1994
124 yards	— Kevin Williams vs. Philadelphia	January 7, 1996
123 yards	— Preston Pearson @ L.A. Rams	January 4, 1976
117 yards	— Alvin Harper @ San Francisco	January 17, 1993
115 yards	— Tony Hill vs. L.A. Rams	December 26, 1983
114 yards	— Michael Irvin vs. Buffalo	January 31, 1993
111 yards	— Michael Irvin vs. Green Bay	January 8, 1995
108 yards	— Alvin Harper vs. Green Bay	January 8, 1995
104 yards	— Jay Novacek vs. Green Bay	January 8, 1995
103 yards	— Michael Irvin vs. Minnesota	December 28, 1996
102 yards	— Frank Clarke vs. Green Bay	January 1, 1967
100 yards	— Michael Irvin vs. Green Bay	January 14, 1996



Cowboys Longest Playoff Plays

LONG RUNS FROM SCRIMMAGE

65 yards	— Emmitt Smith @ Minnesota	January 9, 2000
53 yards	— Tony Dorsett @ L.A. Rams	January 7, 1979
48 yards	— Calvin Hill @ San Francisco	December 23, 1972
38 yards	— Emmitt Smith vs. Buffalo	January 31, 1993
37 yards	— Emmitt Smith vs. Minnesota (TD)	December 28, 1996
32 yards	— Ron Springs vs. L.A. Rams	December 28, 1980
29 yards	— Roger Staubach vs. Washington	December 31, 1972
29 yards	— Tony Dorsett vs. Pittsburgh	January 21, 1979

LONG FORWARD PASS

94 yards	— Troy Aikman to Alvin Harper vs. Green Bay (TD)	January 8, 1995
86 yards	— Don Meredith to Bob Hayes vs. Cleveland (TD)	December 24, 1967
83 yards	— Roger Staubach to Drew Pearson vs. L.A. Rams (TD)	December 23, 1973
70 yards	— Troy Aikman to Alvin Harper @ San Francisco	January 17, 1993
68 yards	— Don Meredith to Frank Clarke vs. Green Bay (TD)	January 1, 1967

LONG PUNT RETURNS

68 yards	— Bob Hayes vs. Cleveland	December 24, 1967
63 yards	— Golden Richards vs. Minnesota (TD)	December 30, 1973
44 yards	— Butch Johnson vs. L.A. Rams	December 19, 1976
43 yards	— James Jones vs. L.A. Rams	December 28, 1980
41 yards	— Deion Sanders vs. Arizona	January 2, 1999

LONG KICKOFF RETURNS

89 yards	— Rod Hill vs. Green Bay	January 16, 1983
50 yards	— Kevin Williams vs. Buffalo	January 30, 1994
48 yards	— Thomas Henderson vs. Pittsburgh	January 18, 1976
41 yards	— Michael Bates @ Carolina	January 3, 2004
39 yards	— Kelvin Martin vs. Philadelphia	January 10, 1993
39 yards	— Kevin Williams vs. Green Bay	January 8, 1995

LONG INTERCEPTION RETURNS

68 yards	— Thomas Henderson @ L.A. Rams (TD)	January 7, 1979
60 yards	— Cornell Green vs. Cleveland (TD)	December 24, 1967
44 yards	— Larry Brown vs. Pittsburgh	January 28, 1996
39 yards	— Dennis Thurman vs. Green Bay (TD)	January 16, 1983

LONG FUMBLE RETURNS

64 yards	— Leon Lett vs. Buffalo	January 31, 1993
46 yards	— James Washington vs. Buffalo (TD)	January 30, 1994
44 yards	— Chuck Howley @ Cleveland (TD)	December 21, 1968
37 yards	— Mike Hegman vs. Pittsburgh (TD)	January 21, 1979

The History





Cowboys All-Time Results

All-Time Regular Season Record: 377-275-6

Playoff Record: 32-22

Preseason Record: 103-113-1

Preseason Results

1960 (1-5)

8/6	L	10	San Francisco @Seattle (22,000)	16
8/13	L	13	St. Louis @San Antonio (14,000)	20
8/19	L	10	Baltimore (40,000)	14
8/27	W	14	New York @Louisville (10,663)	3
9/4	L	14	Los Angeles @Pendleton (13,500)	49
9/11	L	23	Green Bay @Minneapolis (20,121)	28

1961 (2-3)

8/5	W	38	Minnesota @Sioux Falls (4,954)	13
8/11	L	7	Green Bay (30,000)	30
8/26	L	10	New York @Albuquerque (21,500)	28
9/1	W	35	Baltimore @Norman (19,000)	24
9/9	L	10	San Fran. @Sacramento (22,130)	24

1962 (0-5)

8/10	L	7	Green Bay (54,500)	31
8/18	L	24	Detroit @Cleveland (77,683)	35
8/25	L	10	Baltimore @Roanoke (14,000)	24
9/1	L	7	San Fran. @Sacramento (20,000)	26
9/8	L	26	Minnesota @Atlanta (12,500)	45

1963 (3-2)

8/8	W	17	@ Los Angeles (70,675)	14
8/17	L	10	Green Bay (53,121)	31
8/24	L	17	Los Angeles @Portland (29,349)	20
8/30	W	37	San Fran. @Bakersfield (9,927)	24
9/7	W	27	Detroit @New Orleans (51,218)	17

1964 (1-4)

8/8	L	6	@ Los Angeles (57,450)	17
8/15	W	34	San Francisco @Portland (24,679)	23
8/22	L	16	Los Angeles @Portland (30,565)	25
8/29	L	3	Green Bay (60,057)	35
9/5	L	6	Chicago @New Orleans (35,000)	21

1965 (2-3)

8/17	L	0	@ Los Angeles (31,579)	9
8/21	L	7	San Francisco @Portland (24,837)	27
8/28	W	21	Green Bay (67,954)	12
9/3	L	17	Minnesota @Birmingham (41,500)	57
9/11	W	34	Chicago @Tulsa (33,525)	21

1966 (5-0)

8/7	W	24	@ San Francisco (28,899)	13
8/13	W	20	@ Los Angeles (44,217)	10
8/20	W	21	Green Bay (75,504)	3
8/27	W	20	Detroit @Tulsa (31,250)	10
9/2	W	28	Minnesota (58,316)	24

1967 (2-3)

8/12	L	6	@ Los Angeles (57,595)	20
8/20	W	30	@ San Francisco (31,212)	24
8/28	L	3	Green Bay (78,087)	20
9/2	W	30	@ Houston (53,125)	17
9/9	L	7	Baltimore (58,492)	33

1968 (3-3)

8/3	L	24	Chicago @Canton (14,578)	30
8/11	W	16	@ San Francisco (27,530)	14
8/17	W	42	@ Los Angeles (64,978)	10
8/24	L	27	Green Bay (72,014)	31
8/31	W	33	@ Houston (52,289)	19
9/7	L	10	Baltimore (69,520)	16

1969 (4-2)

8/8	L	17	@ Los Angeles (87,381)	24
8/17	W	20	@ San Francisco (33,894)	17
8/23	W	31	Green Bay (73,764)	13
8/28	W	14	@ Houston (55,310)	11
9/6	W	25	N.Y. Jets (74,771)	9
9/14	L	7	Baltimore (58,975)	23

1970 (1-5)

8/8	W	20	@ San Diego (39,392)	10
8/15	L	10	@ Los Angeles (64,646)	17
8/22	L	34	Green Bay (72,389)	35
8/29	L	21	@ Houston (46,548)	37
9/5	L	0	Kansas City (69,055)	13
9/13	L	21	N.Y. Jets (55,297)	29

1971 (6-0)

8/6	W	45	@ Los Angeles (87,187)	21
8/14	W	36	New Orleans (73,560)	21
8/20	W	16	Cleveland (69,099)	15
8/26	W	28	@ Houston (49,078)	20
9/3	W	27	@ Baltimore (22,291)	14
9/11	W	24	Kansas City (74,035)	17

1972 (6-1)

7/28	W	20	College All-Stars @ Chi. (54,162)	7
8/5	W	26	Houston (65,405)	24
8/12	W	27	@ Los Angeles (66,051)	13
8/19	W	30	@ New Orleans (81,070)	7
8/26	W	34	N.Y. Jets (65,386)	27
9/2	L	10	@ Kansas City (79,592)	20
9/9	W	16	Oakland (62,607)	10

1973 (4-2)

8/3	W	24	@ Los Angeles (75,461)	7
8/11	L	26	@ Oakland (53,723)	27
8/18	W	24	New Orleans (61,022)	14
8/23	L	24	@ Houston (46,942)	27
9/1	W	27	Kansas City (57,468)	16
9/6	W	26	Miami (61,378)	23

1974 (3-3)

8/3	L	7	@ Oakland (41,049)	27
8/10	W	13	@ Los Angeles (46,468)	6
8/17	W	19	Houston (53,148) (OT)	13
8/24	L	7	@ New Orleans (56,563)	16
8/31	W	25	Kansas City (43,492)	16
9/5	L	15	Pittsburgh (43,900)	41

1975 (2-4)

8/9	L	7	@ Los Angeles (62,843)	35
8/18	L	20	@ Kansas City (35,630)	26
8/23	L	13	Minnesota (45,395)	16
8/30	W	17	@ Houston (46,951)	14
9/5	L	20	Oakland (39,562)	31
9/13	W	17	Pittsburgh (43,186)	16

1976 (3-3)

7/31	L	14	@ Oakland (52,391)	17
8/7	L	14	@ Los Angeles (60,158)	26
8/14	L	9	Denver (54,567)	13
8/21	W	36	Detroit @Memphis (30,340)	16
8/28	W	20	Pittsburgh (64,264)	10
9/4	W	26	Houston (58,844) (OT)	20

1977 (3-3)

8/6	W	34	San Diego (59,504)	14
8/13	L	17	@ Seattle (58,789) (OT)	23
8/20	L	14	Miami (56,820)	20
8/27	W	23	Baltimore (54,835)	21
9/3	L	14	@ Houston (49,777)	23
9/8	W	30	Pittsburgh (49,824)	0

1978 (3-1)

8/5	W	41	San Francisco (63,736)	24
8/12	W	21	@ Denver (74,619)	24
8/19	L	13	Houston (62,242)	27
8/26	W	16	Pittsburgh (59,747)	13

1979 (3-2)

7/28	L	13	Oakland @Canton (20,648)	20
8/4	W	7	Denver (61,192)	6
8/12	L	17	@ Seattle (59,803)	27
8/18	W	16	Houston (62,803)	13
8/25	W	16	Pittsburgh (64,543)	14

1980 (3-1)

8/9	W	17	Green Bay (54,876)	14
8/16	W	19	@ Los Angeles (63,283)	16
8/23	W	20	Houston (63,658)	13
8/30	L	10	Pittsburgh (62,795)	31

1981 (2-2)

8/8	L	17	Green Bay (55,987)	21
8/15	L	21	@ Los Angeles (61,459)	33
8/22	W	24	Pittsburgh (63,504)	14
8/29	W	28	Houston (63,799)	20



1982 (3-1)					8/14	L	10	Buffalo (48,612)	14	8/14	W	13	L.A. Raiders (60,411)	7
8/21	W	26	@ San Diego (49,182)	16	8/21	L	20	Houston @San Antonio (63,285)	23	8/21	L	20	Houston @San Antonio (63,285)	23
8/28	W	36	New England (50,113)	21	8/27	L	21	@ Chicago (56,181)	23	1994 (2-3)				
9/4	W	20	Houston (60,150)	14	7/31	W	17	Minnesota (59,062)	9	8/7	L	19	L.A. Raiders (61,932)	27
1983 (3-1)					8/15	L	0	Houston @ Mexico City (112,376)	6	8/15	W	34	Denver (63,923)	10
8/6	W	20	Miami (46,826)	17	8/25	L	10	@ New Orleans (57,281)	28	1995 (2-3)				
8/15	W	30	@ L.A. Rams (54,268)	7	7/29	W	21	Buffalo (62,752)	15	8/5	L	14	Oakland (62,031)	27
8/20	L	7	Pittsburgh (62,164)	24	8/12	L	7	Buffalo @Toronto (55,799)	9	8/12	L	17	@ Denver (72,451)	0
8/27	W	34	Houston (54,363)	31	8/21	L	17	Houston @ San Antonio (52,512)	0	8/26	W	10	Houston @ San Antonio (52,512)	0
1984 (3-1)					1996 (2-3)					7/27	W	35	Oakland (61,524)	34
8/4	W	31	Green Bay (43,371)	17	8/5	L	6	Kan. City @ Monterrey (45,128)	32	8/12	L	7	New England (57,874)	31
8/11	W	24	@ San Diego (50,740)	13	8/17	L	3	Denver (56,115)	20	8/24	W	24	Houston @ Orlando (44,296)	19
8/16	L	10	Pittsburgh (55,658)	20	1997 (2-2)					8/3	L	27	Oakland (61,028)	34
8/25	W	31	Houston (53,877)	24	8/8	L	10	@ New England (58,440)	16	8/15	W	34	St. Louis (60,402)	31
1985 (4-0)					8/22	W	34	Tennessee (61,001)	10	1998 (0-5)				
8/10	W	27	Green Bay (41,847)	3	8/1	L	19	Seattle (59,357)	20	8/1	L	3	Oakland (61,048)	16
8/17	W	27	@ San Diego (48,596) (OT)	24	8/17	L	3	New England @ Mexico City (106,424)	21	8/22	L	14	@ St. Louis (56,461)	22
8/26	W	15	Chicago (49,540)	13	8/27	L	20	@ Jacksonville (71,526)	42	1999 (1-4)				
8/31	W	20	Houston (53,812)	10	8/9	L	17	Cleveland @ Canton (25,156) (OT)	20	8/15	L	3	@ Oakland (35,909)	10
1986 (0-5)					8/21	L	14	@ New England (50,816)	34	8/29	W	22	Denver (61,893)	12
8/3	L	6	Chicago @ London (82,699)	17	9/2	L	6	Jacksonville (58,872)	27	2000 (0-5)				
8/9	L	0	@ San Diego (47,744)	20	7/30	L	10	Pittsburgh (56,391)	38	8/5	L	9	Atlanta @ Tokyo (42,178)	20
8/16	L	19	@ L.A. Raiders (52,153)	24	8/13	L	20	Oakland (56,878)	20	8/19	L	23	@ Denver (76,632)	36
8/22	L	28	Pittsburgh (54,299)	41	8/24	L	17	St. Louis (57,261)	24	2001 (2-3)				
8/30	L	14	Houston (62,239)	17	8/4	L	14	@ Oakland (37,978)	21	8/11	L	6	Denver (46,883)	20
1987 (1-3)					8/18	L	10	@ New Orleans (53,249)	16	8/27	W	21	Oakland @ Mexico City (88,309)	6
8/15	L	0	@ San Diego (48,020)	29	8/30	W	27	Jacksonville (35,228)	17	2002 (3-1)				
8/22	W	13	@ San Francisco (57,598)	3	8/9	W	20	Oakland (61,836)	6	8/17	W	19	@ Carolina (72,624)	16
8/30	L	10	L.A. Raiders (46,666)	34	8/24	L	17	@ Jacksonville (48,809)	25	8/24	L	19	Atlanta (62,942)	21
9/5	L	13	Houston (47,043)	18	2003 (2-2)					8/9	L	0	@ Arizona (23,838)	13
1988 (2-2)					8/15	W	34	Houston (60,058)	6	8/21	L	14	@ Pittsburgh (58,099)	15
8/6	L	21	@ San Diego (40,110)	24	8/28	W	52	Oakland (53,078)	13	1993 (1-3-1)				
8/13	W	27	@ L.A. Raiders (40,774)	17	1994 (2-3)					8/1	L	7	Minnesota (60,010)	13
8/22	W	17	Chicago (47,796)	9	8/2	L	23	Houston @Tokyo (51,058)	34	8/8	T	13	Detroit @London (43,522) (OT)	13
8/27	L	10	Houston (48,400)	54	8/7	W	27	@ Miami (50,803)	24	1995 (2-3)				
1989 (3-1)					8/15	L	16	Houston (61,334)	24	8/2	L	23	Houston @Tokyo (51,058)	34
8/13	W	20	@ San Diego (45,203)	3	8/22	W	17	Denver (61,485)	3	8/7	W	27	@ Miami (50,803)	24
8/19	W	27	@ L.A. Raiders (32,358)	20	8/28	L	13	Chicago (60,218)	20	8/15	L	16	Houston (61,334)	24
8/26	L	21	@ Denver (74,076) (OT)	24	1996 (2-3)					8/22	W	17	Denver (61,485)	3
9/2	W	30	Houston (63,582)	28	8/2	L	23	Houston @Tokyo (51,058)	34	8/28	L	13	Chicago (60,218)	20
1990 (1-3)					8/7	W	27	@ Miami (50,803)	24	1997 (2-2)				
8/11	L	16	@ San Diego (42,221)	28	8/15	L	16	Houston (61,334)	24	8/2	L	23	Houston @Tokyo (51,058)	34
8/18	L	14	@ L.A. Raiders (28,273)	16	8/22	W	17	Denver (61,485)	3	8/7	W	27	@ Miami (50,803)	24
8/25	W	20	Pittsburgh (47,723)	9	8/28	L	13	Chicago (60,218)	20	8/15	L	16	Houston (61,334)	24
9/1	L	6	Houston (55,499)	27	1998 (2-3)					8/22	W	17	Denver (61,485)	3
1991 (2-2)					8/2	L	23	Houston @Tokyo (51,058)	34	8/28	L	13	Chicago (60,218)	20
8/3	W	24	@ Kansas City (56,038)	14	8/7	W	27	@ Miami (50,803)	24	1999 (1-3-1)				
8/12	L	12	L.A. Raiders (55,381)	17	8/15	L	16	Houston (61,334)	24	8/1	L	7	Minnesota (60,010)	13
8/18	L	20	@ Houston (53,314)	30	8/22	W	17	Denver (61,485)	3	8/8	T	13	Detroit @London (43,522) (OT)	13
8/23	W	20	Atlanta (53,689) (OT)	17	8/28	L	13	Chicago (60,218)	20	2000 (0-5)				
1992 (2-3)					2001 (2-3)					8/9	W	20	Oakland (61,836)	6
8/2	L	23	Houston @Tokyo (51,058)	34	8/11	L	6	Denver (46,883)	20	8/17	W	19	@ Carolina (72,624)	16
8/7	W	27	@ Miami (50,803)	24	8/18	L	10	@ New Orleans (53,249)	16	8/24	L	19	Atlanta (62,942)	21
8/15	L	16	Houston (61,334)	24	8/27	W	21	Oakland @ Mexico City (88,309)	6	8/29	W	28	@ Jacksonville (48,809)	25
8/22	W	17	Denver (61,485)	3	8/30	W	27	Jacksonville (35,228)	17	2002 (3-1)				
8/28	L	13	Chicago (60,218)	20	2003 (2-2)					8/9	L	0	@ Arizona (23,838)	13
1993 (1-3-1)					8/15	W	34	Houston (60,058)	6	8/21	L	14	@ Pittsburgh (58,099)	15
8/1	L	7	Minnesota (60,010)	13	8/28	W	52	Oakland (53,078)	13	2004 (2-2)				
8/8	T	13	Detroit @London (43,522) (OT)	13	2005 (2-2)					8/9	L	0	@ Arizona (23,838)	13

All-Time Preseason Record (103-113-1)

Arizona	0-2
Atlanta	1-2
Baltimore	0-0
Buffalo	1-2
Carolina	1-0
Chicago	3-5
Cincinnati	0-0
Cleveland	1-1
College All-Stars	1-0
Denver	5-6
Detroit	3-1-1
Green Bay	6-9
Houston	1-0
Indianapolis	3-5
Jacksonville	2-2
Kansas City	4-4

Miami	3-1
Minnesota	3-4
New England	1-4
New Orleans	3-3
New York Giants	1-1
New York Jets	2-1
Oakland	8-16
Philadelphia	0-0
Pittsburgh	7-7
St. Louis	10-13
San Diego	6-4
San Francisco	8-4
Seattle	0-3
Tampa Bay	0-0
Tennessee	19-13
Washington	0-0



1960 ★ DALLAS COWBOYS STATISTICS ★ 1960

RECORD: 0-11-1
7TH PLACE WESTERN CONFERENCE
HEAD COACH: TOM LANDRY

Date	W/L	Score	Opponent	Att.
9/24	L	28-35	PITTSBURGH	30,000
9/30	L	25-27	PHILADELPHIA	18,500
10/9	L	14-26	@ Washington	21,142
10/16	L	7-48	CLEVELAND	28,500
10/23	L	10-12	@ St. Louis	23,128
10/30	L	7-45	BALTIMORE	25,500
11/6	L	13-38	LOS ANGELES	16,000
11/13	L	7-41	@ Green Bay	32,294
11/20	L	14-26	SAN FRANCISCO	10,000
11/27	L	7-17	@ Chicago	39,951
12/4	T	31-31	@ New York	55,033
12/11	L	14-23	@ Detroit	43,272

TEAM STATISTICS	DALLAS	OPP
FIRST DOWNS	180	216
Rushing	57	106
Passing	105	97
Penalty	18	13
Third Down-Made/Att.	39/144	60/150
Third Down Efficiency	27.1	40.0
Fourth Down-Made/Att.	8/10	3/7
TOTAL NET YARDS	3,153	4,372
Avg. Per Game	279.7	333.1
Total Plays	698	858
Avg. Per Play	4.5	5.1
NET YARDS RUSHING	1,049	2,242
Avg. Per Game	87.4	186.8
Total Rushes	311	445
Avg. Per Rush	3.4	5.0
NET YARDS PASSING	2,104	2,130
Avg. Per Game	175.3	177.5
Sacked/Yards Lost	33/284	20/173
Gross Yards	2,388	2,303
Attempts/Completions	354/163	393/159
Pct. of Completions	46.0	40.0
Had Intercepted	33	15
PUNTS/AVERAGE	60/41.8	50/41.3
Net Punting Average	35.4	34.6
PUNT RET./AVG.	24/8.0	18/4.6
KICKOFF RET./AVG.	66/18.8	30/30.5
INT./AVG. RET.	15/6.5	33/11.8
PENALTIES/YARDS	62/600	72/672
FUMBLES/BALL LOST	21/17	21/11
TOUCHDOWNS	25	47
Rushing	6	24
Passing	17	20
Returns	2	3
EXTRA POINTS/ATTEMPTS	21/23	43/44
FIELD GOALS/ATTEMPTS	6/13	17/24

RUSHING	ATT	YDS	AVG	LG	TD
Dupre	104	362	3.5	18	3
McIlhenny	96	321	3.3	21	1
Kowalczyk	50	156	3.1	34	1
Babb	39	115	2.9	12	0
LeBaron	16	94	5.9	23	1
Heinrich	2	3	1.5	3	0
Meredith	3	4	0.8	8	0
Clarke	1	-6	-6.0	-6	0
COWBOYS	311	1,049	3.4	34	6
Opponents	445	2,242	5.0	75t	24

PASSING	ATT	COMP	YDS	PCT	AVG	TD	PCT	PCT	LG	SKS/YDS	RATING
LeBaron	225	111	1,736	49.3	7.7	12	5.3	25	11.1	76t	26/205
Meredith	68	29	281	42.6	4.1	2	2.9	5	7.4	23	3/40
Heinrich	61	23	371	37.7	6.0	3	4.9	3	4.9	64	4/39
COWBOYS	354	163	2,388	46.0	6.7	17	4.8	33	9.3	76t	33/284
Opponents	293	145	2,130	49.5	7.3	20	6.8	15	5.1	70	20/173

RECEIVING	ATT	YDS	AVG	LG	TD
Doran	31	554	17.9	75t	3
Dugan	29	461	15.9	49	1
Howton	23	363	15.8	41	4
Dupre	21	216	10.3	36	2
McIlhenny	15	120	8.0	64t	1
Kowalczyk	14	143	10.2	23	1
Babb	13	140	10.8	27	1
Clarke	9	290	32.2	76t	3
Bielski	4	38	9.5	15	1
Mathews	3	44	14.7	20	0
Lewis	1	19	19.0	19	0
COWBOYS	163	2,388	14.7	76t	17
Opponents	159	2,303	14.5	70t	20

INTERCEPTIONS	NO	YDS	AVG	LG	TD
Frankenhauser	3	11	3.7	9	0
Bishop	3	13	4.3	13	0
Berich	2	27	13.5	23	0
Hansen	2	14	7.0	14	0
Patera	1	21	21.0	21	0
Tubbs	1	5	5.0	5	0
Braatz	1	4	4.0	4	0
Cronin	1	2	2.0	2	0
Butler	1	0	0.0	0	0
COWBOYS	15	100	6.7	23	0
Opponents	33	366	11.1	43t	2

PUNTING	NO	YDS	AVG	TB IN 20	LG	BL	NET
Sherer	57	2,420	42.5	4	15	67	0 39.5
LeBaron	3	97	32.3	0	0	48	0 31.3
COWBOYS	60	2,517	42.0	4	15	67	0 39.2
Opp.	50	2,068	41.2	1	20	60	0 37.1

PUNT RETURNS	NO	FC	YDS	AVG	LG	TD
Butler	13	6	131	10.1	46	0
Moody	8	4	37	4.6	8	0
Frankenhauser	3	2	24	8.0	17	0
Dupre	0	1	0	0	0	0
COWBOYS	24	13	192	8.0	46	0
Opponents	18	16	83	4.6	25	0

KICKOFF RETURNS	NO	YDS	AVG	LG	TD
Frankenhauser	25	509	20.5	46	0
Butler	20	399	19.2	60	0
Moody	10	205	20.5	13	0
Babb	3	46	15.3	20	0
Dupre	2	44	22.0	22	0
Dowdle	2	22	11.0	17	0
Putnam	1	13	13.0	13	0
Bielski	1	4	4.0	4	0
Kowalczyk	1	0	0.0	0	0
Sherer	1	0	0.0	0	0
COWBOYS	66	1,242	18.8	60	0
Opponents	32	811	25.3	90t	1

SCORE BY QUARTERS	1	2	3	4	OT	T
COWBOYS	30	51	27	69	0	177
Opponents	68	148	65	88	0	369

FIELD GOALS	7-19	20-29	30-39	40-49	50+
Cone	1-2	1-2	2-4	2-4	0-1
COWBOYS	1-2	1-2	2-4	2-4	0-1
Opponents	6-8	11-12	0-2	0-2	0-0

Cone: (1), (31.45), (248.328), (1), (25.44M), (51M), (32.41), (1), (178.408.32M), (11), (1)
Opponents: (38M), (21.27), (15.29, 10.38), (1), (18.18M), (39.26), (9), (18M, 21.21), (18.45M, 28.16, 45M, 22), (22M, 20), (26), (25)

SCORING	TDR	TOP	TDRI	FG	PAT	S	TP
Cone	0	0	0	6/13	21/23	0	39
Dupre	3	2	0	0/0	0/0	0	30
Howton	0	4	0	0/0	0/0	0	24
Doran	0	3	0	0/0	0/0	0	18
Clarke	0	3	0	0/0	0/0	0	18
Kowalczyk	1	1	0	0/0	0/0	0	12
McIlhenny	1	1	0	0/0	0/0	0	12
Babb	0	1	0	0/0	0/0	0	6
Dugan	0	1	0	0/0	0/0	0	6
LeBaron	1	0	0	0/0	0/0	0	6
Bielski	0	1	0	0/0	0/0	0	6
COWBOYS	6	17	0	6/13	21/23	0	177
Opponents	22	20	3*	17/24	43/44	2	369

* Stephens 34 interception return vs. Cleveland (10/16)
Mitchell 90 kickoff return vs. Cleveland (10/16)
Nitschke 43 interception return vs. Green Bay (11/13)
+ Tracey tackled LeBaron in endzone vs. Cardinals (10/23)
Punt snap out of endzone vs. Detroit (12/11)

USUAL STARTERS

WR	Fred Dugan	LE	Nate Borden
LT	Bob Fry	LT	Don Healy
LG	Duane Putnam	RT	Ed Husmann
C	John Houser	RE	John Gonzaga
RG	Buzz Guy(7)	LLB	Wayne Hansen
	Mike Falls(5)	MLB	Jerry Tubbs
RT	Paul Dickson(8)	RLB	Gene Cronin
	Dick Klein(4)	LCB	Tom Frankenhauser
TE	Jim Doran(9)	RCB	Don Bishop
	Dick Bielski(3)	SS	Bob Berich(6)
WR	Bill Howton(7)		Fred Doelling(3)
	Frank Clarke(3)		Gary Wisener(3)
QB	Eddie LeBaron	FS	Bill Butler
RB	Don McIlhenny(7)		
	L.G. Dupre(5)		
FB	Walt Kowalczyk(7)		
	Gene Babb(5)		

RECORD: 4-9-1
SIXTH PLACE WESTERN CONFERENCE
HEAD COACH: TOM LANDRY

RECEIVING	ATT	YDS	AVG	LG	TD
Howton	56	785	14.2	53	4
Clarke	41	919	22.4	80	9
Perkins	32	298	9.3	38	1
Bielski	26	377	15.1	28	3
Marsh	21	189	9.0	46	2
Lockett	15	114	7.6	26	2
Doran	13	153	11.3	29	2
Dupre	6	49	8.1	17	0
Gregory	3	30	10.0	13	0
McIlhenny	1	6	6.0	6	0
Douglas	1	-2	-2.0	-2	0

INTERCEPTIONS	NO	YDS	AVG	LG	TD
Bishop	8	172	21.5	57	0
Berchic	3	48	16.0	28	0
Tubbs	3	33	11.0	33	0
Moegle	2	31	15.5	25	0
Harris	2	13	6.5	12	0
Franchhauser	1	23	23.0	23	0
Gregory	1	21	21.0	21	0
Dowdle	1	14	14.0	14	0
Healy	1	11	11.0	11	0
Howley	1	5	5.0	5	0
Livingston	1	3	3.0	3	0
Frost	1	0	0.0	0	0

PUNTING	NO	YDS	AVG	TB	IN20	LG	BL	NET
Green	61	2,236	36.7	5	6	53	1	31.8

PUNT RETURNS	NO	FC	YDS	AVG	LG	TD
Marsh	14	3	71	5.1	19	0
Livingston	6	0	20	3.3	12	0
Dupre	2	0	4	2.0	4	0
Perkins	1	2	8	8.0	8	0
Douglas	1	0	0	0.0	0	0

KICKOFF RETURNS	NO	YDS	AVG	LG	TD
Marsh	26	667	25.7	79	
Perkins	22	443	20.1	30	0
Dupre	6	110	17.8	24	0
Lockett	4	46	11.5	21	0
Babb	2	34	17.0	19	0
Dowdle	2	33	16.5	19	0
Douglass	1	12	12.0	12	0
Doran	1	0	0.0	0	0

	PCT		PCT			
TD	TD	INT	INT	LG	SKS/YDS	RATING
14	5.9	16	6.8	801	11/89	66.7
9	4.9	11	6.0	56	16/147	63.0
0	0.0	0	0.0	16	0/0	77.1
0	0.0	0	0.0	0	0/0	39.6
23	5.5	27	6.4	801	27/257	65.1
21	6.4	25	7.7	78	22/209	58.1

Bielski	0-0	3-3	2-3	1-3	0-0
COWBOYS	2-3	4-6	4-6	1-7	0-1

Green: (41M,15.29M,27),(41M),(47M,40M),(),
(16.37M),(54M),(20B,32),(22B,32),(),(),(),
(16M),(),()

Opponents: (39M,45M,12), (35M,30M,11B),
(28,28), (40M), (47M,29), (20,26M),

(44,31,47M,47M,13),(47M,22),
(28,19,47),(41B),(),(20),(16),(47M)

SCORING	TDR	TDP	TDR1	FG	PAT	S	TP
Clarke	0	9	0	0/0	0/0	0	54
Bielski	0	3	0	6/9	10/10	0	46
Perkins	4	1	0	0/0	0/0	0	30
Green	0	0	0	5/15	19/19	0	24
Howton	0	4	0	0/0	0/0	0	24
Marsh	1	2	0	0/0	0/0	0	18
Doran	0	2	0	0/0	0/0	0	12
Lockett	0	2	0	0/0	0/0	0	12
Meredith	1	0	0	0/0	0/0	0	6

COWBOYS	6	23	0	11/24	29/29	0	236
Opponents	21	21	7*	14/29	44/49	0	380

* Sample 39 interception return vs. Pittsburgh (9/17)

Barnes 101 interception return vs. New York
(10/15)

Stacey 31 interception return vs. St. Louis
(10/29)

Stacey 34 interception return vs. St. Louis
(10/29)

Hackbart 33 interception return vs. Washington
(11/5)

Parrish 34 fumble return vs. Cleveland (12/3)
Costello 20 fumble return vs. Cleveland (12/3)

Costello 39 Turnbuckle Terriers vs. Cleveland (12/3)

WR	Bill Howton	LE	Bob Lilly
LT	Bob Fry	RT	Don Healy
LG	Andy Overko(10)	RT	Bill Herschman
	John Houser(4)	RE	Nate Rouden
C	Mike Connelly	LLB	Chuck Howley(8)
RG	Mike Falls		Mike Dowdle(6)
RT	Charlie Granger(7)	MLB	Jerry Tubbs
	Bob McCreary(4)	RLB	Gene Babb(9)
	John Houser(3)		Chuck Howley(5)
TE	Dick Bieski	LCB	Warren Livingston(8)
	Frank Clarke		Jim Hams(4)
QB	Eddie LeBaron(10)	RCB	Don Bishop
	Don Meredith(4)	SS	Bob Beruch(8)
RB	Don Perkins		Tom Franckhauser(4)
FB	AMOS Marshall(7)	FS	Dick Moegele
	J.W. Lockett(7)		



1962 ★ DALLAS COWBOYS STATISTICS ★ 1962

RECORD: 5-8-1
FIFTH PLACE, EASTERN CONFERENCE
HEAD COACH: TOM LANDRY

Date	W/L	Score	Opponent	Air.
9/16	T	35-35	WASHINGTON	15,730
9/23	L	28-30	PITTSBURGH	19,478
9/30	W	27-17	@ Los Angeles	26,907
10/7	L	10-19	@ Cleveland	44,040
10/14	W	41-19	PHILADELPHIA	18,645
10/21	W	42-27	@ Pittsburgh	23,106
10/28	L	24-28	ST. LOUIS	16,027
11/4	W	38-10	@ Washington	49,888
11/11	L	10-41	NEW YORK	45,668
11/18	L	33-34	CHICAGO	12,692
11/25	L	14-28	@ Philadelphia	58,070
12/2	W	45-21	CLEVELAND	24,226
12/9	L	20-52	@ St. Louis	14,102
12/16	L	31-41	@ New York	62,694

TEAM STATISTICS	DALLAS	OPP
FIRST DOWNS	246	274
Rushing	101	93
Passing	136	166
Penalty	9	15
Third Down-Made/Att.	72/183	64/167
Third Down Efficiency	39.3	38.3
Fourth Down-Made/Att.	6/7	2/5
TOTAL NET YARDS	4,912	5,184
Avg. Per Game	350	370
Total Plays	843	848
Avg. Per Play	5.8	6.1
NET YARDS RUSHING	2,040	1,510
Avg. Per Game	145.7	107.9
Total Rushes	434	386
Avg. Per Rush	4.7	3.9
NET YARDS PASSING	2,883	3,688
Sacked/Yards Lost	29/232	25/216
Gross Yards	3,115	3,904
Attempts/Completions	380/200	437/233
Pct. of Completions	52.6	53.3
Had Intercepted	17	20
PUNTS/AVERAGE	57/45.4	63/40.6
Net Punting Average	40.7	37.8
PUNT RET./AVG.	18/4.5	28/6.8
KICKOFF RET./AVG.	59/20.5	63/23.5
INT./AVG. RET.	20/18.3	17/15.5
PENALTIES/YARDS	62/639	56/569
FUMBLES/BALL LOST	32/19	33/16
TOUCHDOWNS	51	52
Rushing	16	17
Passing	31	33
Returns	4	2
EXTRA POINTS/ATTEMPTS	50/51	49/52
FIELD GOALS/ATTEMPTS	14/27	13/22

RUSHING	ATT	YDS	AVG	LG	TD
Perkins	222	945	4.3	35	7
Marsh	144	802	5.6	70	6
Bullocks	33	196	6.0	73†	2
Meredith	21	74	3.5	9	0
Lockett	8	24	3.0	7	1
LeBaron	6	-1	-0.2	3	0
COWBOYS	434	2,040	4.7	73†	6
Opponents	386	1,510	3.9	35	17

PASSING	ATT	COMP	YDS	PCT	AVG	ATT	PCT	INT	PCT	LG	SKS/YDS	RATING
Meredith	212	105	1,679	49.5	7.92	15	7.1	8	3.8	69†	14/113	84.2
LeBaron	166	95	1,436	57.2	8.65	16	9.6	9	5.4	85†	15/119	95.4
Baker	1	0	0	0.0	0.00	0	0.0	0	0.0	0	0/0	39.6
Lockett	1	0	0	0.0	0.00	0	0.0	0	0.0	0	0/0	39.6
COWBOYS	380	200	3,115	52.6	8.20	31	8.2	17	4.5	85†	29/232	88.7
Opponents	437	233	3,904	53.3	8.93	33	7.6	20	4.6	86†	25/216	89.8

RECEIVING	ATT	YDS	AVG	LG	TD
Howton	49	706	14.1	69†	6
Clarke	47	1043	22.2	66†	14
Folkins	39	536	13.7	52	6
Marsh	35	467	13.3	85†	2
Perkins	13	104	8.0	21	0
Lockett	7	78	10.1	29†	2
Gregory	3	70	23.3	24	0
Bullocks	3	46	15.3	22†	1
Norman	2	34	17.0	29	0
Davis	2	31	15.5	24	0
COWBOYS	200	3,115	15.6	85†	31
Opponents	233	3,904	16.8	86†	33

INTERCEPTIONS	NO	YDS	AVG	LG	TD
Bishop	6	134	22.3	44	0
Gaehter	5	136	27.2	100†	1
Tubbs	4	35	8.7	21	0
Howley	2	33	16.5	21	0
Norton	2	21	10.5	21	0
Dowdle	1	7	7.0	7	0
COWBOYS	20	366	18.3	100†	1
Opponents	17	263	15.5	57†	1

PUNTING	NO	YDS	AVG	TB IN 20	LG	BL	NET
Baker	57	2,589	45.4	4	13	72	0 40.7
COWBOYS	57	2,589	45.4	4	13	72	0 40.7
Opp.	63	2,560	40.6	5	8	63	0 37.8

PUNT RETURNS	NO	FC	YDS	AVG	LG	TD
Lockett	8	4	45	5.6	17	0
Gaehter	7	7	32	4.5	15	0
Marsh	3	3	4	1.3	2	0
COWBOYS	18	14	81	4.5	17	0
Opponents	28	14	190	6.8	21	0

KICKOFF RETURNS	NO	YDS	AVG	LG	TD
Marsh	29	725	25.0	101†	1
Bullocks	14	265	18.9	62	0
Lockett	6	130	21.6	31	0
Davis	4	66	16.5	23	0
Norman	2	5	2.5	5	0
Gaehter	1	16	16.0	16	0
Talbert	1	0	0.0	0†	0
Coverko	1	0	0.0	0†	0
Memmelar	1	0	0.0	0†	0
COWBOYS	59	1,207	20.5	101†	1
Opponents	63	1,604	25.5	92†	1

SCORE BY QUARTERS	1	2	3	4	OT	T
COWBOYS	54	119	107	118	0	398
Opponents	65	124	56	157	0	402

FIELD GOALS	7-19	20-29	30-39	40-49	50+
Baker	4-4	1-2	5-10	3-5	1-6
COWBOYS	4-4	1-2	5-10	3-5	1-6
Opponents	5-7	1-1	3-5	3-7	1-5

Baker: (35M.), (1) (35M.34.52M.48), (15.39M.), (40.50M.11), (1) (52M.37.54M.39M.), (16), (42M.53), (36.37), (34M.), (15), (22M.25.47), (35.55M.47M.)
Opponents: (1), (1) (51), (51M.35.42), (36.9), (10.52M.40.18B.), (1), (14), (16.37), (21.41M.15), (32M.35M.16M.), (47M.52B.), (49M.42), (45M.50M.)

SCORING	TOR	TDP	TDR†	FG	PAT	S	TP
Baker	0	0	0	14/27	50/51	0	92
Clarke	0	14	0	0/0	0/0	0	84
Marsh	6	2	1a	0/0	0/0	0	54
Perkins	7	0	0	0/0	0/0	0	42
Folkins	0	6	0	0/0	0/0	0	36
Howton	0	6	0	0/0	0/0	0	36
Bullocks	2	1	0	0/0	0/0	0	18
Lockett	1	2	0	0/0	0/0	0	18
Gaehter	0	0	1b	0/0	0/0	0	18
Norton	0	0	1c	0/0	0/0	0	6
Bishop	0	0	1d	0/0	0/0	0	6
COWBOYS	16	31	4	14/27	50/51	0	398
Opponents	17	33	2*	13/25	49/52	1+	402

a 101 kickoff return vs. St. Louis (12/9)
b 100 interception return vs. St. Louis (10/28)
c 94 field goal return vs. St. Louis (10/28)
d 84 fumble return vs. St. Louis (10/14)
* Mitchell 92 kickoff return vs. Washington (9/16)
Wilson 57 interception return vs. St. Louis (10/28)
+ Holding in end zone vs. Pittsburgh (9/23)

USUAL STARTERS

WR	Bill Howton	LE	Bob Lilly
LT	Bob Fry	LT	Guy Reese
LG	Andy Cvercko	RT	John Meyers
C	Mike Connelly	RE	George Andrie
RG	Dale Memmelar	LLB	Mike Dowdle
RT	Monte Clark(10)	MLB	Jerry Tubbs
	Don Talbert(4)	RLB	Chuck Howley
TE	Lee Folkins(11)	LCB	Mike Gaehter(9)
	Pettis Norman(3)		Cornell Green(3)
WR	Frank Clarke	RCB	Don Bishop
QB	Eddie LeBaron	SS	Jerry Norton
RB	Don Perkins	FS	Dick Nolan
FB	Amos Marsh		

1963 ★ DALLAS COWBOYS STATISTICS ★ 1963

RECORD: 4-10
FIFTH PLACE, EASTERN CONFERENCE
HEAD COACH: TOM LANDRY

Date	W/L	Score	Opponent	Att.
9/14	L	7-34	ST. LOUIS	36,432
9/22	L	24-41	CLEVELAND	28,710
9/29	L	17-21	@ Washington	40,101
10/6	L	21-24	@ Philadelphia	60,671
10/13	W	17-14	DETROIT	27,264
10/20	L	21-37	@ New York	62,889
10/27	L	21-27	@ Pittsburgh	19,047
11/3	W	35-20	WASHINGTON	18,838
11/10	L	24-31	@ San Francisco	29,563
11/17	W	27-20	PHILADELPHIA	23,694
11/24	L	17-27	@ Cleveland	55,096
12/1	L	27-34	NEW YORK	29,653
12/8	L	19-24	PITTSBURGH	24,136
12/15	W	28-24	@ St. Louis	12,695

TEAM STATISTICS	DALLAS	OPP
FIRST DOWNS	248	266
Rushing	105	114
Passing	132	139
Penalty	11	13
Third Down-Made/Att.	62/169	69/171
Third Down Efficiency	36.7	40.4
Fourth Down-Made/Att.	6/10	16/20
TOTAL NET YARDS	4,263	5,325
Avg. Per Game	304.5	380.4
Total Plays	839	878
Avg. Per Play	5.1	6.1
NET YARDS RUSHING	1,795	2,094
Avg. Per Game	128.2	149.6
Total Rushes	420	455
Avg. Per Rush	4.3	4.6
NET YARDS PASSING	2,468	3,231
Sacked/Yards Lost	44/331	20/161
Gross Yards	2,799	3,392
Attempts/Completions	375/200	403/202
Pct. of Completions	53.3	50.1
Had Intercepted	21	26
PUNTS/AVERAGE	71/44.2	52/41.5
Net Punting Average	40.6	37.8
PUNT RET./AVG.	23/7.7	36/4.9
KICKOFF RET./AVG.	48/22.9	46/24.5
INT./AVG. RET.	26/21.1	21/20.8
PENALTIES/YARDS	67/627	52/479
FUMBLES/BALL LOST	29/15	23/11
TOUCHDOWNS	40	48
Rushing	18	12
Passing	20	31
Returns	2	5
EXTRA POINTS/ATTEMPTS	38/40	45/48
FIELD GOALS/ATTEMPTS	9/20	15/32

RUSHING	ATT	YDS	AVG	LG	TD
Perkins	149	614	4.1	19†	7
Marsh	99	483	4.9	41†	5
Bullocks	96	341	3.6	17	2
Meredith	41	185	4.5	26	3
Stiger	31	140	4.5	4	1
Baker	1	15	15.0	15	0
Clarke	1	12	12.0	12	0
LeBaron	2	5	2.5	4	0
COWBOYS	420	1,795	4.3	41†	18
Opponents	455	2,094	4.6	71†	12

PASSING	ATT	COMP	YDS	PCT	AVG	TD	PCT	INT	PCT	LG	SKS/YDS	RATING
Meredith	310	167	2,381	53.9	7.68	17	5.5	18	5.8	55	35/260	73.2
LeBaron	65	33	418	50.8	6.43	3	4.6	3	4.6	75	9/71	67.4
COWBOYS	375	200	2,799	53.3	7.46	20	5.3	21	5.6	75	44/331	71.9
Opponents	403	232	3,392	50.1	8.42	31	7.7	26	6.5	85†	20/161	77.6

RECEIVING	ATT	YDS	AVG	LG	TD
Clarke	43	833	19.4	75†	10
Howton	33	514	15.6	44†	3
Folkins	31	407	13.1	35†	4
Marsh	26	224	8.6	35	0
Norman	18	341	18.9	49	3
Barnes	15	195	13.0	27	0
Perkins	14	84	6.0	20	0
Stiger	13	131	10.1	42	0
Bullocks	7	70	10.0	22	0
COWBOYS	200	2,799	14.0	75†	20
Opponents	202	3,392	16.8	85†	31

INTERCEPTIONS	NO	YDS	AVG	LG	TD
Green	7	211	34.5	55	0
Bishop	5	45	9.0	31	0
Gaechter	3	140	46.7	86	0
Jordan	3	41	13.6	23	0
Livingston	3	31	10.3	29	0
Tubbs	2	61	20.3	44	0
Howley	2	3	1.5	3	0
Edwards	1	17	17.0	17	0
COWBOYS	26	549	21.1	86	0
Opponents	21	437	20.8	82†	5

PUNTING	NO	YDS	AVG	TB/IN20	LG	BL	NET
Baker	71	3,138	44.2	4	13	64	0 40.6
COWBOYS	71	3,138	44.2	4	13	64	0 40.6
Opp.	52	2,159	41.5	5	8	73	0 37.8

PUNT RETURNS	NO	FC	YDS	AVG	LG	TD
Stiger	14	2	141	10.1	45	0
Overton	5	5	32	6.4	14	0
Gaechter	2	2	2	1.0	2	0
Howley	1	0	0	0.0	0	0
Norman	1	0	0	0.0	0	0
COWBOYS	23	9	175	7.9	45	0
Opponents	36	13	176	4.9	26	0

KICKOFF RETURNS	NO	YDS	AVG	LG	TD
Stiger	18	432	24.0	66	0
Hayes, W.	2	48	24.0	25	0
Bullocks	19	453	23.8	56	0
Marsh	9	167	18.6	31	0
COWBOYS	48	1,100	22.9	66	0
Opponents	46	1,125	24.5	46	0

SCORE BY QUARTERS	1	2	3	4	OT	T
COWBOYS	68	124	48	65	0	305
Opponents	58	114	88	118	0	378

FIELD GOALS	7-19	20-29	30-39	40-49	50+
Baker	2-3	3-6	1-1	2-7	1-3
COWBOYS	2-3	3-6	1-1	2-7	1-3
Opponents	7-7	1-6	3-7	3-10	1-2

Baker: (41M), (13), (41, 43M, 40M), (1), (13), (1), (42M, 20M), (16M), (24, 24M), (56M, 33, 27), (20, 26M, 52M), (44M), (53, 46), (1)
Opponents: (43, 45), (32, 15, 50M), (49M, 37M), (28B, 12, 29M), (37M, 48M, 47M), (39, 41M), (1), (29M, 12, 49), (45M, 32), (32M), (24, 10), (11, 53), (17, 44M, 43B), (28, 39M, 26B, 11)

SCORING	TDR	TDP	TDR1	FG	PAT	S	TP
Baker	0	0	0	9/20	38/40	0	65
Clarke	0	10	0	0/0	0/0	0	60
Perkins	7	0	0	0/0	0/0	0	42
Marsh	5	0	0	0/0	0/0	0	35
Folkins	0	4	0	0/0	0/0	0	24
Howton	0	3	0	0/0	0/0	0	18
Meredith	3	0	0	0/0	0/0	0	18
Norman	0	3	0	0/0	0/0	0	18
Bullocks	2	0	0	0/0	0/0	0	12
Green	0	0	1a	0/0	0/0	0	6
Lilly	0	0	1b	0/0	0/0	0	6
Stiger	1	0	0	0/0	0/0	0	6

COWBOYS 18 20 2 9/20 38/40 0 305
Opponents 12 31 5 15/32 45/48 0 378
a 20 fumble return vs. Cleveland (11/24)
b 42 fumble return vs. St. Louis (12/15)
* Hill 58 interception return vs. St. Louis (9/14)
Steffen 78 interception return vs. Washington (9/29)
Lynne 82 interception return vs. N.Y. Giants (10/20)
Fichtner 36 interception return vs. Cleveland (11/24)
Hillebrand 0 interception return vs. N.Y. Giants (12/1)

USUAL STARTERS

WR	Bob Howton(6)	LE	Bob Lilly(7)
	Pettis Norman(5)	LT	Larry Stephens(7)
	Gary Barnes(3)	LT	Guy Reese
LT	Bob Fry(9)	RT	John Meyers(7)
	Tony Liscio(5)		Bob Lilly(7)
LG	Jim Ray Smith(7)	RE	George Andrie(10)
	Lynn Hoyer(6)		Larry Stephens(3)
C	Mike Connelly	LLB	Chuck Howley
RG	Dale Memmelaar	MLB	Jerry Tubbs
RT	Ed Nutting(7)	RLB	Lee Roy Jordan(8)
	Bob Fry(5)		Dave Edwards(6)
TE	Lee Folkins	LCB	Cornell Green
WR	Frank Clarke	RCB	Don Bishop
QB	Don Meredith	SS	Mike Gaechter(10)
RB	Amos Marsh(9)		Jim Ridlon(4)
	Jim Stiger(3)	FS	Warren Livingston
FB	Don Perkins(10)		
	Amos Bullocks(3)		



1964 ★ DALLAS COWBOYS STATISTICS ★ 1964

RECORD: 5-8-1
FIFTH PLACE, EASTERN CONFERENCE
HEAD COACH: TOM LANDRY

Date	W/L	Score	Opponent	Att.
9/12	L	6-16	ST. LOUIS	36,605
9/20	W	24-18	WASHINGTON	25,158
9/27	L	17-23	@ Pittsburgh	35,594
10/4	L	6-27	@ Cleveland	72,062
10/11	T	13-13	NEW YORK	33,324
10/18	L	16-20	CLEVELAND	37,456
10/25	W	31-13	@ St. Louis	28,253
11/1	W	24-10	@ Chicago	47,527
11/8	W	31-21	@ New York	63,031
11/15	L	14-17	PHILADELPHIA	55,972
11/22	L	16-28	@ Washington	49,219
11/29	L	21-45	GREEN BAY	44,975
12/6	L	14-24	@ Philadelphia	60,671
12/13	W	17-14	Pittsburgh	35,271

TEAM STATISTICS	DALLAS	OPP
FIRST DOWNS	230	211
Rushing	89	71
Passing	119	121
Penalty	22	19
Third Down-Made/Att.	65/199	65/201
Third Down Efficiency	32.7	32.3
Fourth Down-Made/Att.	8/14	7/14
TOTAL NET YARDS	3,704	3,750
Avg. Per Game	264.6	267.9
Total Plays	893	860
Avg. Per Play	4.1	4.4
NET YARDS RUSHING	1,691	1,504
Avg. Per Game	120.8	107.4
Total Rushes	421	438
Avg. Per Rush	4.0	3.4
NET YARDS PASSING	2,013	2,246
Sacked/Yards Lost	68/503	45/325
Gross Yards	2,516	2,571
Attempts/Completions	404/192	377/172
Pct. of Completions	47.5	45.6
Had Intercepted	24	18
PUNTS/AVERAGE	78/38.9	80/43.5
Net Punting Average	34.4	33.5
PUNT RET./AVG.	40/11.5	19/2.6
KICKOFF RET./AVG.	46/24.0	50/21.6
INT./AVG. RET.	18/17.6	24/15.0
PENALTIES/YARDS	97/952	75/781
FUMBLES/BALL LOST	39/19	26/20
TOUCHDOWNS	30	34
Rushing	15	6
Passing	10	22
Returns	5	6
EXTRA POINTS/ATTEMPTS	28/29	32/34
FIELD GOALS/ATTEMPTS	14/29	17/28

RUSHING	ATT	YDS	AVG	LG	TD
Perkins	174	768	4.6	59	6
Marsh	100	401	4.0	28	2
Stiger	68	280	4.1	64	1
Dunn	26	103	4.0	14	1
Meredith	32	81	2.5	17	4
Clarke	10	46	4.6	21	0
Folkins	1	9	9.0	9	0
Roach	8	9	1.1	11	0
Lothridge	2	-6	-3.0	2	1
COWBOYS	421	1,691	4.0	64	15
Opponents	438	1,504	3.4	71	6

RECEIVING	NO	YDS	AVG	LG	TD
Clarke	65	973	15.0	49	5
McDonald	46	612	13.3	48	2
Norman	24	311	13.0	37	2
Perkins	15	155	10.3	37	0
Marsh	15	131	8.7	32	0
Dial	11	178	17.1	41	0
Stiger	9	85	9.4	31	1
Folkins	5	41	8.2	11	0
Dunn	2	30	15.0	18	0
COWBOYS	192	2,516	13.1	49	10
Opponents	172	2,571	14.9	59	22

INTERCEPTIONS	NO	YDS	AVG	LG	TD
Renfro	7	110	15.7	39	1
Ridlon	4	121	30.3	74	1
Howley	2	27	13.5	21	0
Tubbs	2	27	13.5	26	0
Livingston	1	27	27.0	27	0
Jordan	1	3	3.0	3	0
Edwards	1	1	1.0	1	0
COWBOYS	18	316	17.6	74	2
Opponents	24	345	15.0	54	4

PUNTING	NO	YDS	AVG	TB IN 20	LG	BL	NET
Lothridge	62	2,501	40.3	7	12	75	1
Folkins	15	497	33.1	0	3	48	0
Howley	1	37	37.0	0	0	37	0
COWBOYS	78	3,035	38.9	7	15	75	1
Opp.	80	3,478	43.5	9	17	74	0

PUNT RETURNS	NO	FC	YDS	AVG	LG	TD
Renfro	32	9	418	13.1	69	1
McDonald	2	2	17	8.5	9	0
Gaechter	5	1	24	4.8	16	0
Stiger	1	4	0	0.0	0	0
COWBOYS	40	16	459	11.5	69	1
Opponents	19	29	52	2.6	24	0

KICKOFF RETURNS	NO	YDS	AVG	LG	TD
Renfro	40	1,017	25.4	65	0
Dunn	2	33	16.5	18	0
Gaechter	1	31	31.0	31	0
Bullocks	1	19	19.0	19	0
Marsh	1	2	2.0	2	0
Folkins	1	0	0.0	0	0
COWBOYS	46	1,102	24.0	65	0
Opponents	50	1,081	21.6	60	0

SCORE BY QUARTERS	1	2	3	4	OT	T
COWBOYS	60	74	37	79	0	250
Opponents	47	81	62	99	0	289

FIELD GOALS	7-19	20-29	30-39	40-49	50+
Van Raaphorst	6-9	2-3	4-6	2-9	0-2
COWBOYS	6-9	2-3	4-6	2-9	0-2
Opponents	3-4	2-3	8-9	4-11	0-1

Van Raaphorst: (1), (48M, 15.40M), (16), (25B, 19B), (50M, 19.16, 40M, 35M), (34, 20, 37), (20), (41, 49M), (52M, 43), (47M, 16M, 48M), (39M, 15.32, 12M, 38), (1), (1), (10, 48M)

Opponents: (37, 50M, 41, 32), (31, 41, 32), (36, 49M, 30M), (19, 21), (1), (34, 30, 47M), (39, 49M, 16), (12, 48M), (1), (43), (47M, 40M, 7B), (25, 29M), (42M, 48), (1)

SCORING	TDR	TDP	TDR1	FG	PAT	S	TP
Van Raaphorst	0	0	0	14/29	28/29	0	70
Perkins	6	0	0	0/0	0/0	0	36
Clarke	0	5	0	0/0	0/0	0	30
Meredith	4	0	0	0/0	0/0	0	24
Marsh	2	0	0	0/0	0/0	0	12
McDonald	0	2	0	0/0	0/0	0	12
Norman	0	2	0	0/0	0/0	0	12
Ridlon	0	0	2a	0/0	0/0	0	12
Renfro	0	0	2b	0/0	0/0	0	12
Stiger	1	1	0	0/0	0/0	0	12
Dunn	1	0	0	0/0	0/0	0	6
Livingston	0	0	1c	0/0	0/0	0	6
Lothridge	1	0	0	0/0	0/0	0	6
COWBOYS	15	10	5	14/29	28/29	0	250
Opponents	6	22	6*	17/28	32/34	1+289	

a 74 interception return vs. N.Y. Giants (11/8)
63 fumble return vs. Philadelphia (12/6)
b 39 interception return vs. Washington (9/20)
69 punt return vs. Green Bay (11/29)
c 17 fumble return vs. Green Bay (11/29)
* Parish 54 interception return vs. Cleveland (10/18)
Ruger 6 interception return vs. Washington (11/22)
Krause 35 interception return vs. Washington (11/22)
Jordan 60 fumble return vs. Green Bay (11/29)
Aldridge 29 fumble return vs. Green Bay (11/29)
Scarpatti interception return vs. Philadelphia (12/6)
+ Edwards fumble recovery in end zone vs. Washington (9/20)

USUAL STARTERS

WR	Tommy McDonald	LE	George Andrie
LT	Tony Liscio	RT	Jim Colvin
LG	Jake Kupp(10)	LT	Bob Lilly
	Joe Bob Isbell(4)	RE	Larry Stephens
C	Mike Connelly	LLB	Chuck Howley(9)
RG	Joe Bob Isbell(6)		Dave Edwards(4)
	Ray Schoenke(4)	MLB	Jerry Tubbs
	Dave Manders(3)	RLB	Lee Roy Jordan
RT	Ray Schoenke(6)	LCB	Cornell Green
	Bob Fry(5)	RCB	Don Bishop(7)
TE	Pettis Norman		Warren Livingston(7)
WR	Frank Clarke	SS	Jim Ridlon(10)
QB	Don Meredith(10)		Mike Gaechter (4)
	John Roach(4)	FS	Mel Renfro
RB	Jim Stiger(8)		
	Amos Marsh(5)		
FB	Don Perkins		

PASSING	ATT	COMP	YDS	PCT	AVG	TD	PCT	PCT	PCT	LG	SKS/YDS	RATING
Meredith	323	158	2,143	48.9	6.63	9	2.8	16	5.0	49	58/416	59.0
Roach	68	32	349	47.1	5.13	1	1.5	6	8.8	37	10/87	31.1
Lothridge	9	2	24	22.2	2.66	0	0.0	2	22.2	13	0/0	0.0
Clarke	1	0	0	0.0	0.00	0	0.0	0	0.0	0	0/0	39.6
Stiger	1	0	0	0.0	0.00	0	0.0	0	0.0	0	0/0	39.6
Dunn	2	0	0	0.0	0.00	0	0.0	0	0.0	0	0/0	39.6
COWBOYS	404	192	2,516	47.5	6.23	10	2.5	24	5.9	49	68/503	51.4
Opponents	377	172	2,571	45.6	6.82	22	5.8	18	4.8	59	45/325	68.1

1965 ★ DALLAS COWBOYS STATISTICS ★ 1965

RECORD: 7-7
SECOND PLACE, EASTERN CONFERENCE
HEAD COACH: TOM LANDRY

Date	W/L	Score	Opponent	Att.
9/19	W 31-2		NEW YORK	59,366
9/26	W 27-7		WASHINGTON	61,577
10/4	L 13-20		@ St. Louis	32,034
10/10	L 24-35		PHILADELPHIA	56,249
10/17	L 17-23		@ Cleveland	80,451
10/24	L 3-13		@ Green Bay	48,311
10/31	L 13-22		@ Pittsburgh	37,804
11/7	W 39-31		SAN FRANCISCO	39,677
11/14	W 24-17		PITTSBURGH	57,293
11/21	L 17-24		CLEVELAND	76,251
11/28	L 31-34		@ Washington	50,205
12/5	W 21-19		@ Philadelphia	54,714
12/11	W 27-13		ST. LOUIS	38,499
12/19	W 38-20		@ New York	62,871

PLAYOFF BOWL GAME
(Miami)

1/9/66	L 3-35	Baltimore	65,569
--------	--------	-----------	--------

TEAM STATISTICS	DALLAS	OPP
FIRST DOWNS	211	240
Rushing	87	80
Passing	108	138
Penalty	16	22
Third Down-Made/Att.	61/80	76/204
Third Down Efficiency	33.9	37.2
Fourth Down-Made/Att.	11/14	3/11
TOTAL NET YARDS	3,995	4,192
Avg. Per Game	285.4	299.4
Total Plays	833	885
Avg. Per Play	4.8	4.7
NET YARDS RUSHING	1,608	1,444
Avg. Per Game	114.9	103.1
Total Rushes	416	422
Avg. Per Rush	3.9	3.4
NET YARDS PASSING	2,387	2,748
Sacked/Yards Lost	55/369	39/315
Gross Yards	2,756	3,063
Attempts/Completions	362/168	424/205
Pct. of Completions	46.4	48.3
Had Intercepted	18	18
PUNTS/AVERAGE	73/41.3	71/42.9
Net Punting Average	37.2	36.8
PUNT RET./AVG.	39/8.0	26/5.3
KICKOFF RET./AVG.	43/27.1	63/19.3
INT./AVG. RET.	18/11.0	18/14.7
PENALTIES/YARDS	78/710	50/483
FUMBLES/BALL LOST	31/17	37/20
TOUCHDOWNS	40	33
Rushing	8	13
Passing	25	17
Returns	7	3
EXTRA POINTS/ATTEMPTS	37/40	29/33
FIELD GOALS/ATTEMPTS	16/27	17/30

RUSHING	ATT	YDS	AVG	LG	TD
Perkins	177	690	3.9	43	0
Smith	86	295	3.4	24	2
Meredith	35	247	6.9	22	1
Dunn	54	171	3.2	12	2
Reeves	33	102	3.1	13	2
Clarke	8	58	7.3	21	0
Stiger	11	50	4.5	16	0
Rhyme	4	11	2.8	16	0
Whitfield	1	0	0.0	0	0
Hayes	4	-8	-2.0	111	1
Morton	3	-8	-2.7	5	0
COWBOYS	416	1,608	3.9	43	8
Opponents	422	1,444	3.4	29	13

RECEIVING	ATT	YDS	AVG	LG	TD
Hayes	46	1003	21.8	82t	12
Clarke	41	682	16.6	53t	4
Dial	17	283	16.7	46	1
Gent	16	233	14.6	20t	2
Perkins	14	142	10.2	27	0
Norman	11	110	10.0	21	3
Reeves	9	210	23.3	47	1
Dunn	8	74	9.3	22	1
Smith	5	10	2.0	5	1
Stiger	1	9	9.0	9	0
COWBOYS	168	2,756	16.4	82t	25
Opponents	205	3,063	15.0	72t	17

INTERCEPTIONS	NO	YDS	AVG	LG	TD
Green	3	49	16.3	43	0
Livingston	3	5	1.7	5	0
Logan	3	5	1.7	3	0
Renfro	2	92	46.0	90t	1
Gaechter	2	21	10.5	19	0
Tubbs	2	9	4.5	8	0
Edwards	2	0	0.0	0	0
Lilly	1	17	17.0	17t	1
COWBOYS	18	198	11.0	90t	2
Opponents	18	265	14.7	48	0

PUNTING	NO	YDS	AVG	TB IN 20	LG	BL	NET
Villanueva	60	2,505	41.8	8	12	58	0 37.9
Ridgway	13	510	39.2	0	3	44	0 34.1
COWBOYS	73	3,015	41.3	8	15	58	0 37.2
Opp.	71	3,043	42.9	6	20	64	1 36.8

PUNT RETURNS	NO	FC	YDS	AVG	LG	TD
Renfro	24	4	145	6.0	35	0
Hayes	12	2	153	12.8	47	0
Stiger	3	1	14	4.7	13	0
COWBOYS	39	7	312	8.0	47	0
Opponents	26	24	139	5.3	67t	0

KICKOFF RETURNS	NO	YDS	AVG	LG	TD
Renfro	21	630	30.0	100t	1
Hayes	17	450	26.5	66	0
Reeves	2	45	22.5	24	0
Stiger	2	28	14.0	17	0
Neely	1	13	13.0	13	0
COWBOYS	43	1,166	27.1	100t	1
Opponents	63	1,229	19.3	50	0

SCORE BY QUARTERS	1	2	3	4	OT	T
COWBOYS	78	97	44	106	0	325
Opponents	65	75	79	61	0	280

FIELD GOALS	7-19	20-29	30-39	40-49	50+
Villanueva	6-8	5-6	4-6	1-7	0-0
COWBOYS	6-8	5-6	4-6	1-7	0-0
Opponents	6-7	4-6	3-10	4-6	0-10

Villanueva: (41), (43M, 27.4M, 7), (28, 19), (42M, 35), (16), (20), (32M), (16, 37B, 34), (33, 46M), (10), (25M, 29, 45M, 44B), (19B, 41M), (31, 14), (25)

Opponents: (1), (51B, 37, 28), (31B), (48, 47B, 16, 19, 20M), (44, 22), (33M, 18), (10, 25B), (32), (46, 37B), (35B), (33, 19, 34M, 27, 37B, 20, 19B), (18, 41), (33M, 42B)

SCORING	TDR	TDP	TDR1	FG	PAT	S	TP
Villanueva	0	0	0	37/38	16/27	0	85
Hayes	1	12	0	0/0	0/0	0	78
Clarke	0	4	0	0/0	0/0	0	24
Dunn	2	1	0	0/0	0/0	0	18
Norman	0	3	0	0/0	0/0	0	18
Reeves	2	1	0	0/0	0/0	0	18
Smith	2	1	0	0/0	0/0	0	18
Gent	0	2	0	0/0	0/0	0	12
Renfro	0	0	2a	0/0	0/0	0	12
Andrie	0	0	1b	0/0	0/0	0	6
Dial	0	1	0	0/0	0/0	0	6
Gaechter	0	0	1c	0/0	0/0	0	6
Green	0	0	1d	0/0	0/0	0	6
Lilly	0	0	1e	0/0	0/0	0	6
Logan	0	0	1f	0/0	0/0	0	6
Meredith	1	0	0	0/0	0/0	0	6
COWBOYS	8	25	7	37/40	16/27	0	325
Opponents	13	17	3	29/33	17/30	1+	280

a 90 interception return vs. St. Louis (10/4)
 100 kickoff return vs. San Francisco (11/7)
 b fumble recovery in end zone vs. San Francisco (11/7)
 c 60 field goal return vs. Washington (11/28)
 d 5 fumble return vs. Washington (11/28)
 e 17 interception return vs. San Francisco (11/7)
 f 60 field goal return vs. N.Y. Giants (12/19)
 * Tarasovic 62 fumble return vs. Philadelphia (10/10)
 Folkins 15 fumble return vs. Pittsburgh (11/14)
 Kelly 67 punt return vs. Cleveland (11/21)
 + Dallas high snap in end zone vs. N.Y. Giants (9/19)

USUAL STARTERS

WR Bob Hayes	LE Maury Yulmans
LT Jim Boeke	LT Jim Colvin
LG Jake Kupp	RT Bob Lilly
C Dave Manders	RE George Andrie
RG Leon Donohue	LLB Chuck Howley
RT Ralph Neely	MLB Jerry Tubbs
TE Frank Clarke	RLB Dave Edwards
WR Buddy Dial(7)	LCB Cornell Green
Pete Gent(7)	RCB Warren Livingston
QB Don Meredith	SS Overt Logan(9)
RB Perry Lee Dunn(7)	Mike Gaechter(5)
Dan Reeves(4)	FS Mel Renfro
J.D. Smith(3)	
FB Don Perkins	

PASSING	ATT	COMP	YDS	PCT	AVG	ATT	TD	PCT	PCT	LG	SKS/YDS	RATING
Meredith	305	141	2,415	46.2	7.9	22	7.2	13	4.3	65	38/257	79.9
Morton	34	17	173	50.0	5.0	2	2.9	4	5.7	49	10/68	45.0
Rhyme	21	9	157	42.9	7.4	1	4.8	1	4.8	82t	7/44	65.0
Reeves	2	1	11	50.0	5.5	0	0.0	0	0.0	11	0/0	66.7
COWBOYS	362	168	2,756	46.4	7.6	25	6.9	18	5.0	82t	55/369	74.8
Opponents	424	205	3,063	48.3	7.2	17	4.0	18	4.2	72t	39/315	68.2



1966 ★ DALLAS COWBOYS STATISTICS ★ 1966

RECORD: 10-3-1
FIRST PLACE, EASTERN CONFERENCE
HEAD COACH: TOM LANDRY

Date	W/L	Score	Opponent	Aft.
9/18	W	52-7	NEW YORK	60,010
9/25	W	28-17	MINNESOTA	64,116
10/2	W	47-14	@ Atlanta	56,990
10/9	W	56-7	PHILADELPHIA	69,372
10/16	T	10-10	@ St. Louis	50,673
10/23	L	21-30	@ Cleveland	84,721
10/30	W	52-21	PITTSBURGH	58,453
11/6	L	23-24	@ Philadelphia	60,658
11/13	W	31-30	@ Washington	50,927
11/20	W	20-7	@ Pittsburgh	42,185
11/24	W	26-14	CLEVELAND	80,259
12/4	W	31-17	ST. LOUIS	76,965
12/11	L	31-34	WASHINGTON	64,198
12/18	W	17-7	@ New York	62,735

CHAMPIONSHIP GAME

1/1/67	L	27-34	Green Bay	75,504
--------	---	-------	-----------	--------

TEAM STATISTICS	DALLAS	OPP
FIRST DOWNS	287	221
Rushing	124	64
Passing	139	140
Penalty	24	17
Third Down-Made/Att	68/188	72/213
Third Down Efficiency	36.1	33.8
Fourth Down-Made/Att	7/12	4/14
TOTAL NET YARDS	5,145	3,558
Avg. Per Game	367.5	254.1
Total Plays	926	873
Avg. Per Play	5.6	4.1
NET YARDS RUSHING	2,122	1,176
Avg. Per Game	151.6	84.0
Total Rushes	471	356
Avg. Per Rush	4.5	3.3
NET YARDS PASSING	3,023	2,382
Sacked/Yards Lost	42/308	60/420
Gross Yards	3,331	2,802
Attempts/Completions	413/214	457/212
Pct. of Completions	51.8	46.4
Had Intercepted	14	17
PUNTS/AVERAGE	65/39.2	79/42.4
Net Punting Average	36.7	38.4
PUNT RET./AVG.	41/6.3	26/4.2
KICKOFF RET./AVG.	44/22.9	78/21.8
INT./AVG. RET.	17/17.8	14/19.6
PENALTIES/YARDS	83/824	63/778
FUMBLES/BALL LOST	23/10	23/14
TOUCHDOWNS	56	29
Rushing	24	6
Passing	27	17
Returns	5	6
EXTRA POINTS/ATTEMPTS	56/56	29/29
FIELD GOALS/ATTEMPTS	17/31	12/31

RUSHING	ATT	YDS	AVG	LG	TD
Reeves	175	757	4.3	67	8
Perkins	186	726	3.9	24	8
Meredith	38	242	6.4	22	5
Shy	17	118	6.9	68	1
Garrison	16	62	3.9	13	1
Renfro	8	52	6.5	27	0
Morton	7	50	7.1	12	0
Clarke	8	49	6.1	26	0
Rhyme	7	37	5.4	11	0
Villanueva	1	23	23.0	23	0
Smith	7	7	1.0	2	1
Hayes	1	-1	0.0	0	0
COWBOYS	471	2,122	4.5	68	24
Opponents	356	1,176	3.3	41	6

RECEIVING	NO	YDS	AVG	LG	TD
Hayes	64	1232	19.3	95t	13
Reeves	41	557	13.6	51t	8
Gent	27	474	17.6	84	1
Clarke	26	355	13.7	33	4
Perkins	23	231	10.0	39	0
Dial	14	252	18.0	39	1
Norman	12	144	12.0	31	0
Renfro	4	65	16.3	42	0
Garrison	2	18	9.0	17	0
Smith	1	3	3.0	3	0
COWBOYS	214	3,331	15.6	95t	27
Opponents	212	2,802	13.2	78t	17

INTERCEPTIONS	NO	YDS	AVG	LG	TD
Green	4	88	22.0	41t	1
Gaechter	3	28	9.3	23	0
Renfro	2	57	28.5	33	0
Logan	2	44	22.0	22	1
Livingston	2	13	6.5	13	0
Jordan	1	49	49.0	49t	1
Edwards	1	12	12.0	12	0
Andrie	1	6	6.0	6t	1
Tubbs	1	6	6.0	6	0
COWBOYS	17	303	17.8	49t	3
Opponents	14	274	19.6	58	1

PUNTING	NO	YDS	AVG	TB IN 20	LG	BL	NET
Villanueva	65	2,551	39.2	3	14	58	1 36.7
COWBOYS	65	2,551	39.2	3	14	58	1 36.7
Opp.	79	3,349	42.4	3	21	67	0 38.4
PUNT RETURNS	NO	FC	YDS	AVG	LG	TD	
Renfro	21	6	123	5.9	38	0	0
Hayes	17	4	106	6.2	18	0	0
Howley	1	0	30	30.0	30	0	0
Reeves	2	2	-1	-0.5	14	0	0
COWBOYS	41	12	258	6.3	38	0	0
Opponents	26	26	108	4.3	67	1	1

KICKOFF RETURNS	NO	YDS	AVG	LG	TD
Renfro	19	447	23.6	87t	1
Garrison	20	485	24.3	35	0
Reeves	3	56	18.7	21	0
Neely	2	18	9.0	13	0
COWBOYS	44	1,006	22.8	87t	1
Opponents	78	1,699	21.8	93t	3

SCORE BY QUARTERS	1	2	3	4	OT	T
COWBOYS	78	128	101	138	0	445
Opponents	50	79	62	48	0	239

FIELD GOALS	7-19	20-29	30-39	40-49	50+
Villanueva	9-9	1-8	5-6	1-8	0-0
COWBOYS	9-9	1-8	5-6	1-8	0-0
Opponents	1-2	5-6	4-12	2-9	0-2

Villanueva: (12), (42M), (22), (45M), (17, 47M, 33M), (49M), (49M, 12), (21, 28M, 14, 42), (20), (34M, 38M, 27, 37), (11, 31, 12, 13), (31M), (42, 26), (45M, 29M, 37M, 10), (35, 33, 11), (1), (28M, 31M, 20B), (25, 50M, 34M, 40M), (44M, 47M, 42, 29), (12B, 39M, 47M)

SCORING	TDR	TDP	TDR	FG	PAT	S	TP
Villanueva	0	8	0	17/31	56/56	0	107
Reeves	8	8	0	0/0	0/0	0	96
Hayes	0	13	0	0/0	0/0	0	78
Perkins	8	0	0	0/0	0/0	0	48
Meredith	5	0	0	0/0	0/0	0	30
Clarke	0	4	0	0/0	0/0	0	24
Andrie	0	0	1a	0/0	0/0	0	6
Dial	0	1	0	0/0	0/0	0	6
Garrison	1	0	0	0/0	0/0	0	6
Gent	0	1	0	0/0	0/0	0	6
Green	0	0	1b	0/0	0/0	0	6
Howley	0	0	1c	0/0	0/0	0	6
Jordan	0	0	1d	0/0	0/0	0	6
Renfro	0	0	1e	0/0	0/0	0	6
Shy	1	0	0	0/0	0/0	0	6
Smith	1	0	0	0/0	0/0	0	6
COWBOYS	24	27	5	17/31	56/56	1+	445
Opponents	6	17	6*	12/31	29/29	0	239

a 6 interception return vs. N.Y. Giants (12/18)
b 41 interception return vs. N.Y. Giants (9/18)
c 97 fumble return vs. Atlanta (10/2)
d 49 interception return vs. Pittsburgh (10/30)
e 87 kickoff return vs. Pittsburgh (10/30)
+ Townes tackled Johnson in end zone vs. Atlanta (10/2)
* Woodson 56 interception return vs. Pittsburgh (10/30)
Butler 93 kickoff return vs. Pittsburgh (10/30)
Brown 93 kickoff return vs. Philadelphia (11/6)
Brown 90 kickoff return vs. Philadelphia (11/6)
Martin 40 punt return vs. Philadelphia (11/6)
Roger recovered blocked punt in end zone vs. Washington (12/11)

USUAL STARTERS

WR Bob Hayes	LE Willie Townes(8)
LT Jim Boeke(10)	LT Larry Stephens(6)
Tommy Lisco(4)	LT Jim Colvin
LG Tony Lisco(10)	RT Bob Lilly
John Noland(4)	RE George Andrie
C Dave Manders	LLB Chuck Howley
RG Leon Donohue	MLB Lee Roy Jordan
RT Ralph Neely	RLB Dave Edwards
TE Pettis Norman	LCB Cornell Green
WR Pete Gent(10)	RCB Warren Livingston
Buddy Dial(3)	SS Mike Gaechter
QB Don Meredith	FS Mel Renfro(8)
RB Dan Reeves	OBert Logan(6)
FB Don Perkins	

PASSING	ATT	COMP	YDS	PCT	AVG	ATT	PCT	PCT	LG	SKS/YDS	RATING	
Meredith	344	177	2,805	51.5	8.15	24	7.0	12	3.5	95t	37/261	79.9
Rhyme	36	21	253	58.3	7.03	0	0.0	1	2.8	47	4/39	45.0
Morton	27	13	225	48.1	8.33	3	11.1	1	3.7	41	1/8	65.0
Reeves	6	3	48	50.0	8.00	0	0.0	0	0.0	29	0/0	66.7
COWBOYS	413	214	3,331	51.8	8.07	27	6.5	14	3.4	95t	42/308	74.8
Opponents	457	212	2,802	46.4	6.13	17	3.7	17	3.7	78	60/420	63.1



1967 ★ DALLAS COWBOYS STATISTICS ★ 1967

RECORD: 9-5
FIRST PLACE, CAPITAL DIVISION
HEAD COACH: TOM LANDRY

Date	W/L	Score	Opponent	Aft.
9/17	W	21-14	@ Cleveland	81,039
9/24	W	38-24	NEW YORK	66,209
10/1	L	13-35	LOS ANGELES	75,229
10/8	W	17-14	@ Washington	50,566
10/15	W	14-10	NEW ORLEANS	64,128
10/22	W	24-21	@ Pittsburgh	39,641
10/29	L	14-21	@ Philadelphia	60,740
11/5	W	37-7	ATLANTA	54,751
11/12	W	27-10	@ New Orleans	83,437
11/19	L	20-27	WASHINGTON	75,538
11/23	W	46-21	ST. LOUIS	68,787
12/3	L	17-23	@ Baltimore	60,238
12/10	W	38-17	PHILADELPHIA	55,834
12/16	L	16-24	@ San Francisco	27,182

1967 EASTERN CHAMPIONSHIP GAME

12/24	W	52-14	CLEVELAND	70,786
PLAYOFF BOWL GAME				
12/31	L	17-21	@ Green Bay	50,861

TEAM STATISTICS	DALLAS	OPP
FIRST DOWNS	261	236
Rushing	109	64
Passing	141	145
Penalty	11	27
Third Down-Made/Att	79/200	80/195
Third Down Efficiency	39.5	41.0
Fourth Down-Made/Att	8/15	5/13
TOTAL NET YARDS	4,699	3,874
Avg. Per Game	335.6	276.7
Total Plays	936	866
Avg. Per Play	5.0	4.5
NET YARDS RUSHING	1,900	1,094
Avg. Per Game	135.7	78.1
Total Rushes	477	339
Avg. Per Rush	4.0	3.2
NET YARDS PASSING	2,799	2,780
Sacked/Yards Lost	42/294	45/377
Gross Yards	3,093	3,167
Attempts/Completions	417/210	482/260
Pct. of Completions	50.4	53.9
Had Interception	28	29
PUNTS/AVERAGE	67/40.4	72/42.5
Net Punting Average	35.2	36.1
PUNT RET./AVG.	33/9.7	38/7.0
KICKOFF RET./AVG.	48/21.1	59/22.9
INT./AVG. RET.	29/11.4	28/12.6
PENALTIES/YARDS	81/785	64/707
FUMBLES/BALL LOST	25/13	28/18
TOUCHDOWNS	45	35
Rushing	13	11
Passing	28	21
Returns	4	3
EXTRA POINTS/ATTEMPTS	41/44	34/35
FIELD GOALS/ATTEMPTS	9/23	8/23

RUSHING	ATT	YDS	AVG	LG	TD
Perkins	201	823	4.1	30	6
Reeves	173	603	3.5	32	5
Garrison	24	146	6.1	26	0
Norman	9	91	10.1	28	0
Meredith	28	84	3.0	16	0
Clarke	4	72	18.0	56t	1
Shy	17	59	3.5	13	0
Morton	15	42	2.8	11	0
Baynham	3	6	2.0	3	1
Rhyme	2	-11	-5.5	-2	0
Villanueva	1	-15	-15.0	-15	0
COWBOYS	477	1,900	4.0	56t	13
Opponents	339	1,094	3.2	46	11

RECEIVING	ATT	YDS	AVG	LG	TD
Renzel	58	996	17.2	74t	8
Hayes	49	998	20.4	64t	10
Reeves	39	490	12.6	60	6
Norman	20	220	11.0	39	2
Perkins	18	116	6.4	15	0
Clarke	9	119	13.2	23	1
Gent	9	88	9.8	16	1
Shy	3	36	12.0	19	0
Baynham	3	13	4.3	17	0
Garrison	2	17	8.5	14	0

COWBOYS	210	3,093	14.7	74t	28
Opponents	260	3,167	12.1	67	20

INTERCEPTIONS	NO	YDS	AVG	LG	TD
Green	7	52	7.4	28	0
Renfro	7	38	5.4	30	0
Johnson	5	88	17.6	49	0
Jordan	3	85	30.2	40	1
Edwards	3	34	11.3	26	1
Gaechter	2	0	0.0	0	0
Howley	1	28	28.0	28t	1
Clark	1	6	6.0	6	0

COWBOYS	29	331	11.4	49	3
Opponents	28	353	12.6	67t	2

PUNTING	NO	YDS	AVG	TB/IN20	LG	BL	NET
Villanueva	67	2,707	40.4	4	9	57	0 35.2
COWBOYS	67	2,707	40.4	4	9	57	0 35.2
Opp.	72	3,058	42.5	7	19	68	1 36.1

PUNT RETURNS	NO	FC	YDS	AVG	LG	TD
Hayes	24	6	276	11.5	69t	1
Renzel	6	6	45	7.5	21	0
Renfro	3	4	-1	-0.3	7	0
COWBOYS	33	16	320	9.7	69t	1
Opponents	38	15	266	7.0	41	0

KICKOFF RETURNS	NO	YDS	AVG	LG	TD
Garrison	20	366	18.3	36	0
Baynham	12	331	27.6	37	0
Renfro	5	112	22.4	30	0
Shy	5	96	19.2	35	0
Stokes	4	92	23.0	35	0
Hayes	1	17	17.0	17	0
East	1	0	0.0	0	0
COWBOYS	48	1,014	21.1	37	0
Opponents	59	1,350	22.9	54	0

SCORE BY QUARTERS	1	2	3	4	OT	T
COWBOYS	69	105	86	82	0	342
Opponents	55	80	57	76	0	268

FIELD GOALS	7-19	20-29	30-39	40-49	50+
Villanueva	2-5	5-5	1-1	0-7	0-1
Deters	1-1	0-0	0-1	0-2	0-0

COWBOYS	3-6	5-5	1-2	0-9	0-1
Opponents	1-1	3-7	2-5	1-8	1-2

Deters: (37M),(12),(43M,40M),(0),(0),(0),(0),(0),(0),(0)

Villanueva: (0),(0),(0),(40M,27),(49M,13M),(51M,

45M,34),(9B),(0),(45M,49M,21,12),

(40M),(22),(17),(22,19M),(25,49B)

Opponents: (27M,37M),(38,44M),(45M,33M),

(26M),(45M,47,48M),(0),(37B),(27M),

(48B,26M,11),(0),(42M),(29,53,27),

(25),(49M,50B,37)

SCORING	TDR	TDP	TDR1	FG	PAT	S	TP
Hayes	0	10	1a	0/0	0/0	0	66
Reeves	5	6	0	0/0	0/0	0	66
Villanueva	0	0	0	8/19	32/34	0	56
Renzel	0	8	0	0/0	0/0	0	48
Perkins	6	0	0	0/0	0/0	0	36
Clarke	1	1	0	0/0	0/0	0	12
Deters	0	0	0	1/4	9/10	0	12
Norman	0	2	0	0/0	0/0	0	12
Edwards	0	0	1b	0/0	0/0	0	6
Baynham	1	0	0	0/0	0/0	0	6
Gent	0	1	0	0/0	0/0	0	6
Howley	0	0	1c	0/0	0/0	0	6
Jordan	0	0	1d	0/0	0/0	1	8

COWBOYS	13	28	4	9/23	41/44	2+	342
Opponents	11	20	3*	8/23	34/35	0	268

a 69 punt return vs. St. Louis (11/23)

b 26 interception return vs. Baltimore (12/3)

c 28 interception return vs. Cleveland (9/17)

d 33 interception return vs. Atlanta (11/5)

+ Pugh tackled Johnson in end zone vs. Atlanta

(11/5)

Jordan tackled Roland in end zone vs. St. Louis

(11/23)

* Meador 30 interception return vs. Los Angeles

(10/1)

Whitsell 26 interception return vs. New Orleans

(10/15)

Scarpatti 67 interception return vs. Philadelphia

(12/10)

USUAL STARTERS

WR Bob Hayes	LE Willie Townes
LT Tony Liscio	LT Jethro Pugh
LG John Niland	RT Bob Lilly
C Mike Connelly	RE George Andrie
RG Leon Donohue	LLB Chuck Howley
RT Ralph Neely	MLB Lee Roy Jordan
TE Pettis Norman	RLB Dave Edwards
WR Lance Rentzel	LCB Cornell Green
QB Don Meredith(11)	RCB Mike Johnson
Craig Morton(3)	SS Mike Gaschter
RB Dan Reeves	FS Mel Renfro(8)
FB Don Perkins	Obert Logan(4)

PASSING	ATT	COMP	YDS	PCT	AVG	TD	PCT	PCT	PCT	LG	SKS/YDS	RATING
Meredith	255	128	1,834	50.2	7.19	16	6.3	16	6.3	60	21/143	68.6
Morton	137	69	987	50.4	7.20	10	7.3	10	7.3	64t	17/125	67.8
Rhyme	18	9	86	50.0	4.78	0	0.0	1	5.5	19	4/26	40.3
Reeves	7	4	195	57.1	27.86	2	28.6	1	14.3	41	0/0	101.8
COWBOYS	417	210	3,093	50.4	7.42	28	6.7	28	6.7	64t	42/294	69.4
Opponents	482	260	3,167	53.9	6.57	21	4.4	29	6.0	67	45/377	63.9



1968 ★ DALLAS COWBOYS STATISTICS ★ 1968

RECORD: 12-2
FIRST PLACE CAPITAL DIVISION
HEAD COACH: TOM LANDRY

Date	W/L	Score	Opponent	Att.
9/15	W	59-13	DETROIT	61,382
9/22	W	28-7	CLEVELAND	68,733
9/29	W	45-13	@ Philadelphia	60,858
10/6	W	27-10	@ St. Louis	48,296
10/13	W	34-14	PHILADELPHIA	72,083
10/20	W	20-7	@ Minnesota	47,644
10/28	L	17-28	GREEN BAY	74,604
11/3	W	17-3	@ New Orleans	84,728
11/10	L	21-27	NEW YORK	72,163
11/17	W	44-24	@ Washington	50,816
11/24	W	34-3	@ Chicago	46,657
11/28	W	29-20	WASHINGTON	66,076
12/8	W	28-7	PITTSBURGH	55,069
12/15	W	28-10	@ New York	62,617

1968 EASTERN CHAMPIONSHIP GAME

12/21 L 20-31 @ Cleveland 81,497

PLAYOFF BOWL GAME

1/5/69 W 17-13 (Miami) Minnesota 22,961

TEAM STATISTICS

	DALLAS	OPP
FIRST DOWNS	297	202
Rushing	135	61
Passing	143	123
Penalty	19	18
Third Down-Made/Att.	87/188	66/193
Third Down Efficiency	46.3	34.2
Fourth Down-Made/Att.	6/6	6/19
TOTAL NET YARDS	5,117	3,633
Avg. Per Game	365.5	259.5
Total Plays	913	863
Avg. Per Play	5.6	4.2
NET YARDS RUSHING	2,091	1,195
Avg. Per Game	149.4	85.4
Total Rushes	480	369
Avg. Per Rush	4.4	3.2
NET YARDS PASSING	3,026	2,438
Sacked/Yards Lost	34/269	51/400
Gross Yards	3,295	2,838
Attempts/Completions	399/217	428/220
Pct. of Completions	54.4	51.4
Had Intercepted	18	26
PUNTS/AVERAGE	59/40.9	77/40.4
Net Punting Average	36.4	33.7
PUNT RET./AVG.	30/13.5	25/5.1
KICKOFF RET./AVG.	39/21.6	68/19.5
INT./AVG. RET.	26/10.6	18/20.5
PENALTIES/YARDS	77/751	54/657
FUMBLES/BALL LOST	21/15	21/15
TOUCHDOWNS	54	23
Rushing	22	2
Passing	25	20
Returns	7	1
EXTRA POINTS/ATTEMPTS	54/54	21/23
FIELD GOALS/ATTEMPTS	17/29	9/22

RUSHING	ATT	YDS	AVG	LG	TD
Perkins	191	836	4.4	28t	4
Baynham	103	438	4.3	22t	5
Garrison	45	271	5.9	22	5
Shy	64	179	2.8	17t	1
Reeves	40	178	4.5	25	4
Meredith	22	123	5.6	16	1
Norman	4	51	12.8	26	0
Morton	4	28	7.0	12	2
Hayes	4	2	0.5	0	0
Gent	2	-5	-2.5	-5	0
COWBOYS	480	2,071	4.4	28t	22
Opponents	369	1,195	3.2	27	2

RECEIVING	NO	YDS	AVG	LG	TD
Rentzel	54	1,009	18.7	65t	6
Hayes	53	909	17.2	54t	10
Baynham	29	380	13.1	40	3
Norman	18	204	11.3	34	1
Perkins	17	180	11.1	24	2
Gent	16	194	12.1	22	0
Shy	10	105	10.5	41	0
Garrison	7	111	15.9	53	0
Reeves	7	84	12.0	21	1
Homan	4	92	23.0	36t	1
Wright	1	15	15.0	15t	1
Randle	1	12	12.0	12	0
COWBOYS	217	3,296	15.2	65t	25
Opponents	220	2,838	12.9	80t	20

INTERCEPTIONS	NO	YDS	AVG	LG	TD
Howley	6	115	19.2	58	1
Green	4	73	18.3	55t	1
Gaechter	3	23	7.6	17	0
Jordan	3	17	5.7	7	0
Johnson	3	3	1.0	3	0
Renfro	3	5	1.7	5	0
Daniels	2	25	12.5	17	0
Simmons	1	8	8.0	8	0
Cole	1	5	5.0	5	1
COWBOYS	26	275	10.6	58	3
Opponents	18	335	20.5	89	1

PUNTING	NO	YDS	AVG	TB IN 20	LG	BL	RET
Widely	59	2,415	40.9	7	17	84	0
COWBOYS	59	2,415	40.9	7	17	84	0
Opp.	77	3,119	40.4	6	22	57	0

PUNT RETURNS	NO	FC	YDS	AVG	LG	TD
Hayes	15	9	312	20.8	90t	2
Rentzel	14	12	93	6.6	27	0
Homan	1	0	0	0.0	0	0
Gaechter	0	1	0	0.0	0	0
COWBOYS	30	23	405	13.5	90t	2
Opponents	25	16	128	5.1	48	0

KICKOFF RETURNS	NO	YDS	AVG	LG	TD
Baynham	23	590	25.7	40	0
Daniels	9	193	21.5	32	0
Neely	3	17	5.6	9	0
Homan	2	21	10.5	21	0
Hayes	1	20	20.0	20	0
Norman	1	0	0.0	0	0
COWBOYS	39	843	21.6	40	0
Opponents	68	1,326	19.5	53	0

SCORE BY QUARTERS	1	2	3	4	OT	T
COWBOYS	72	133	85	141	0	431
Opponents	19	68	59	40	0	186

FIELD GOALS	7-19	20-29	30-39	40-49	50+
Clark	6-6	7-8	1-6	2-6	1-3

COWBOYS	6-6	7-8	1-6	2-6	1-3
Opponents	3-3	3-3	3-11	0-4	0-1

Clark: (52M,16.46M),(33M),(26),(14.50),(35M,26.21),(12.21.53M),(16.47M),(20),(1),(45,34.13),(34M,21.29M,31M,38M,49.47M),(18,25),(48M),(1)

Opponents: (48M,36B),(23.13),(32.35M),(47M),(31B,45B),(37M),(57M,37M,38),(25,10),(37),(21.34M),(1),(45M),(12.32M,32B)

SCORING	TDR	TDP	TDR	FG	PAT	S	TP
M. Clark	0	0	0	17/29	54/54	0	105
Hayes	0	10	2a	0/0	0/0	0	72
Baynham	5	3	0	0/0	0/0	0	48
Perkins	4	2	0	0/0	0/0	0	36
Rentzel	0	6	0	0/0	0/0	0	36
Garrison	5	0	0	0/0	0/0	0	30
Reeves	4	1	0	0/0	0/0	0	30
Cole	0	0	2b	0/0	0/0	0	12
Morton	2	0	0	0/0	0/0	0	12
Green	0	0	1c	0/0	0/0	0	6
Homan	0	1	0	0/0	0/0	0	6
Howley	0	0	1d	0/0	0/0	0	6
Meredith	1	0	0	0/0	0/0	0	6
Shy	1	0	0	0/0	0/0	0	6
Townes	0	0	1e	0/0	0/0	0	8
Norman	0	1	0	0/0	0/0	0	2
Wright	0	1	0	0/0	0/0	0	6
Pugh	0	0	0	0/0	0/0	1	2
COWBOYS	22	25	7	17/29	54/54	1+43	186
Opponents	2	20	1*	9/22	21/23	0	186

a 90 punt return vs. Pittsburgh (12/8)
63 punt return vs. N.Y. Giants (12/15)
b 21 fumble return vs. Washington (11/17)
5 interception return vs. Washington (11/28)
c 55 interception return vs. Minnesota (10/20)
d 35 interception return vs. Detroit (9/15)
e 20 fumble return vs. Cleveland (9/22)
+ Pugh forced fumble in end zone vs. Washington (11/28)
* Hanburger 30 interception return vs. Washington (11/17)

USUAL STARTERS

WR	Bob Hayes	LE	Larry Cole(10)
LT	Tony Liscio		Willie Townes(4)
LG	John Niland	LT	Jethro Pugh
C	Malcolm Walker	RT	Bob Lilly
RG	John Wilbur	RE	George Andrie
RT	Ralph Neely	LLB	Chuck Howley
TE	Pettis Norman	MLB	Lee Roy Jordan
WR	Lance Rentzel	RLB	Dave Edwards
QB	Don Meredith	LCB	Cornell Green
RB	Craig Baynham(8)	RCB	Mike Johnson
	Dan Reeves(4)	SS	Mike Gaechter
FB	Don Perkins	FS	Mel Renfro(8)
			Dick Daniels(8)

PASSING	ATT	COMP	YDS	PCT	AVG	ATT	TD	PCT	INT	PCT	INT	LG	SKS/YDS	RATING
Meredith	309	171	2,500	55.3	8.09	21	6.8	12	3.9	65t	30/180	88.3		
Morton	85	44	752	51.8	8.85	4	4.7	6	7.1	53	4/39	68.2		
Reeves	4	2	43	50.0	10.75	0	0.0	0	0.0	24	0/0	101.8		
Baynham	1	0	0	0.0	0.00	0	0.0	0	0.0	0	0/0	39.6		
COWBOYS	399	217	3,295	54.4	8.26	25	6.3	18	4.5	65t	34/269	84.1		
Opponents	428	220	2,838	51.4	6.63	20	4.7	26	6.1	80t	51/400	63.9		



1969 ★ DALLAS COWBOYS STATISTICS ★ 1969

RECORD: 11-2-1
FIRST PLACE CAPITAL DIVISION
HEAD COACH: TOM LANDRY

Date	W/L	Score	Opponent	Att.
9/21	W	24-3	ST. LOUIS	62,134
9/28	W	21-17	@ New Orleans	79,567
10/5	W	38-7	@ Philadelphia	60,658
10/12	W	24-17	@ Atlanta	54,833
10/19	W	49-14	PHILADELPHIA	71,509
10/27	W	25-3	NEW YORK	58,964
11/2	L	10-42	@ Cleveland	84,850
11/9	W	33-17	NEW ORLEANS	68,282
11/16	W	41-28	@ Washington	50,474
11/23	L	23-24	@ Los Angeles	79,105
11/27	L	24-24	SAN FRANCISCO	62,348
12/7	W	10-7	@ Pittsburgh	24,990
12/13	W	27-10	BALTIMORE	63,191
12/21	W	20-10	WASHINGTON	56,924

1969 EASTERN CHAMPIONSHIP GAME

12/28 L 14-38 CLEVELAND 69,321

PLAYOFF BOWL GAME

(Miami)

1/3/70 L 0-31 Los Angeles 31,151

TEAM STATISTICS	DALLAS	OPP
FIRST DOWNS	275	203
Rushing	133	52
Passing	125	141
Penalty	17	10
Third Down-Made/Att.	82/197	64/191
Third Down Efficiency	41.6	33.5
Fourth Down-Made/Att.	2/6	3/8
TOTAL NET YARDS	5,122	3,707
Avg. Per Game	365.9	264.8
Total Plays	931	826
Avg. Per Play	5.5	4.5
NET YARDS RUSHING	2,276	1,050
Avg. Per Game	162.6	75.0
Total Rushes	532	313
Avg. Per Rush	4.3	3.4
NET YARDS PASSING	2,846	2,657
Sacked/Yards Lost	44/366	55/452
Gross Yards	3,212	3,109
Attempts/Completions	355/189	458/235
Pct. of Completions	53.2	51.3
Had Intercepted	18	24
PUNTS/AVERAGE	63/43.3	82/42.2
Net Punting Average	37.2	37.7
PUNT RET./AVG.	38/7.2	43/7.1
KICKOFF RET./AVG.	36/19.9	64/19.4
INT./AVG. RET.	24/14.1	18/9.3
PENALTIES/YARDS	81/840	58/680
FUMBLES/BALL LOST	28/12	23/11
TOUCHDOWNS	44	28
Rushing	17	3
Passing	24	23
Returns	3	2
EXTRA POINTS/ATTEMPTS	43/44	28/28
FIELD GOALS/ATTEMPTS	20/36	9/25

RUSHING	ATT	YDS	AVG	LG	TD
Hill	204	942	4.6	55	8
Garrison	176	818	4.6	21	2
Reeves	59	173	2.9	12	4
Shy	42	154	3.7	23	1
Morton	16	62	4.0	15	1
Staubach	15	60	4.0	19	1
Welch	6	21	3.5	6	0
Norman	5	20	4.0	21	0
Hayes	4	17	4.3	6	0
Rentzel	2	11	5.5	14	0
Baynham	3	-2	-0.6	2	0
COWBOYS	532	2,276	4.3	55	17
Opponents	313	1,050	3.4	25	3

RECEIVING	ATT	YDS	AVG	LG	TD
Rentzel	43	969	22.3	75t	12
Hayes	40	746	18.7	67t	4
Hill	20	232	11.6	28	0
Reeves	18	187	10.4	29	1
Ditka	17	369	21.7	51	3
Norman	13	238	18.3	31t	3
Garrison	13	131	10.1	25	0
Horman	12	240	20.0	66	0
Shy	8	124	15.5	49t	1
Conrad	4	74	18.5	34	0
Wright	1	12	12.0	12	0
COWBOYS	189	3,212	17.0	75t	24
Opponents	235	3,109	13.2	88t	23

INTERCEPTIONS	NO	YDS	AVG	LG	TD
Renfro	10	118	11.8	41	0
Gaechter	3	72	24.0	37	0
Jordan	2	38	19.0	38	0
Howley	2	37	18.5	28	0
P. Clark	2	2	1.0	2	0
Green	2	0	0.0	0	0
Cole	1	41	41.0	41t	1
Brown	1	31	31.0	31	0
Edwards	1	0	0.0	0	0
COWBOYS	24	339	14.1	41t	1
Opponents	18	167	9.3	56t	1

PUNTING NO	YDS	AVG	TB IN 20	LG	BL	NET
Widby	63	2,729	43.3	4	9	62
COWBOYS	63	2,729	43.3	4	9	62
Opp.	82	3,463	42.2	5	21	81

PUNT RETURNS	NO	FC	YDS	AVG	LG	TD
Hayes	18	5	179	9.9	50	0
Renfro	15	7	80	5.3	34	0
Rentzel	4	3	14	3.5	11	0
Johnson	1	0	0	0.0	0	0
COWBOYS	38	15	273	7.2	50	0
Opponents	43	7	305	7.1	28	0

KICKOFF RETURNS	NO	YDS	AVG	LG	TD
Flowers	11	238	20.8	30	0
Baynham	7	114	16.3	29	0
Welch	5	112	22.4	35	0
Hill	4	125	31.3	46	0
Hayes	3	80	26.7	46	0
Shy	3	47	15.6	26	0
Green	2	0	0.0	0	0
Garrison	1	2	2.0	2	0
COWBOYS	36	718	19.9	46	0
Opponents	64	1,242	19.4	60	0

SCORE BY QUARTERS	1	2	3	4	OT	T
COWBOYS	102	106	54	107	0	369
Opponents	62	64	48	49	0	223

FIELD GOALS	7-19	20-29	30-39	40-49	50+
Clark, M.	7-8	6-7	4-7	3-11	0-3
COWBOYS	7-8	6-7	4-7	3-11	0-3
Opponents	1-1	3-5	4-5	1-12	0-2

Clark: (23M,30), (47M), (14,47M), (47,32M), (17M, 33M), (41M,42M,47,35,15), (14,50M), (21,21, 46M,40M), (36,14,50M), (18,22,43), (47M,24, 37M), (32), (15,27,46M), (12,24,54M)
 Opponents: (42M,46M,20,27M), (56M,32M,43), (42B), (34), (48M), (23,50M), (45M,46M), (37,44M), (48B), (36), (48B,21), (1), (24, 43M), (34,27B,42M)

SCORING	TDR	TDP	TDR1	FG	PAT	S	TP
M. Clark	0	0	0	20/36	43/44	0	103
Rentzel	0	12	1a	0/0	0/0	0	78
Hill	8	0	0	0/0	0/0	0	48
Reeves	4	1	0	0/0	0/0	0	30
Hayes	0	4	0	0/0	0/0	0	24
Ditka	0	3	0	0/0	0/0	0	18
Norman	0	3	0	0/0	0/0	0	18
Garrison	2	0	0	0/0	0/0	0	12
Shy	1	1	0	0/0	0/0	0	12
Cole	0	0	1c	0/0	0/0	0	6
Lilly	0	0	1b	0/0	0/0	0	6
Morton	1	0	0	0/0	0/0	0	6
Staubach	1	0	0	0/0	0/0	0	6
Andrie	0	0	0	0/0	0/0	1+	2
COWBOYS	17	24	3	20/36	43/44	1+	369
Opponents	3	23	2*	9/25	28/28	0	223

a Fumble recovery in end zone @ Philadelphia (10/5)

b 9 fumble return vs. Philadelphia (10/19)

c 41 interception return @ Washington (11/16)

+ Andrie tackled Tankerton in end zone vs. N.Y. Giants (10/27)

* Bradley 56 interception return vs. Philadelphia (10/19)

Hanburger 19 fumble return vs. Washington (12/21)

USUAL STARTERS

WR	Bob Hayes(10)	LE	Larry Cole
LT	Dennis Horman(4)	LT	Jethro Pugh(11)
LG	Tony Liscio	RT	Ron East(3)
C	Malcolm Walker	RE	George Andrie
RG	John Wilbur	LLB	Dave Edwards
RT	Ralph Neely(11)	MLB	Lee Roy Jordan
	Rayfield Wright(3)	LCB	Chuck Howley
TE	Pettis Norman(10)	RCB	Cornell Green
	Mike Ditka(4)	RCB	Phil Clark
WR	Lance Rentzel	SS	Mike Gaechter
QB	Craig Morton	FS	Mel Renfro
RB	Calvin Hill		
FB	Walt Garrison		

PASSING	ATT	COMP	YDS	PCT	AVG	TD	PCT	PCT	LG	SKS/YDS	RATING	
Morton	302	162	2,619	53.6	8.67	21	7	15	5	67	30/246	85.4
Staubach	47	23	421	49.0	8.96	1	2.1	2	4.3	75t	12/106	69.5
Hill	3	3	137	100.0	45.66	2	66.7	0	0.0	53	0/0	158.3
Reeves	3	1	35	33.3	11.67	0	0.0	1	33.3	35	2/14	38.9
COWBOYS	355	189	3,212	53.2	9.05	24	6.3	18	7.1	75t	44/366	85.6
Opponents	458	235	3,109	51.3	6.79	23	5.0	24	5.2	88t	55/452	68.0



1970 ★ DALLAS COWBOYS STATISTICS ★ 1970

RECORD: 10-4
FIRST PLACE NFC EAST
HEAD COACH: TOM LANDRY

Date	W/L	Score	Opponent	Att.
9/20	W	17-7	@ Philadelphia	59,728
9/27	W	28-10	N.Y. Giants	57,239
10/4	L	7-20	@ St. Louis	50,780
10/11	W	13-0	Atlanta	53,611
10/18	L	13-54	@ Minnesota	47,900
10/25	W	27-16	@ Kansas City	51,158
11/1	W	21-17	PHILADELPHIA	55,736
11/8	L	20-23	@ N.Y. Giants	62,928
11/16	L	0-38	ST. LOUIS	69,323
11/22	W	45-21	@ Washington	50,415
11/26	W	16-3	GREEN BAY	67,182
12/6	W	34-0	WASHINGTON	57,936
12/12	W	6-2	@ Cleveland	75,458
12/20	W	52-10	HOUSTON	50,504

1970 DIVISIONAL PLAYOFF

12/26 W 5-0 DETROIT 73,167

1970 NFC CHAMPIONSHIP GAME

1/3/71 W 17-10 @ San Francisco 59,625

SUPER BOWL V

(Miami)

1/17/71 L 13-16 Baltimore 80,055

TEAM STATISTICS

	DALLAS	OPP
FIRST DOWNS	229	205
Rushing	119	87
Passing	95	105
Penalty	15	13
Third Down-Made/Att.	63/186	74/202
Third Down Efficiency	33.9	36.6
Fourth Down-Made/Att.	6/15	6/15
TOTAL NET YARDS	4,449	3,569
Avg. Per Game	317.8	254.9
Total Plays	858	855
Avg. Per Play	5.2	4.2
NET YARDS RUSHING	2,300	1,656
Avg. Per Game	164.3	118.3
Total Rushes	522	415
Avg. Per Rush	4.4	4.0
NET YARDS PASSING	2,149	1,913
Sacked/Yards Lost	39/296	41/313
Gross Yards	2,445	2,226
Attempts/Completions	297/149	399/193
Pct. of Completions	50.2	48.4
Had Intercepted	16	24
PUNTS/AVERAGE	69/41.3	74/41.1
Net Punting Average	35.4	36.3
PUNT RET./AVG.	32/7.4	38/7.4
KICKOFF RET./AVG.	37/24.0	60/19.0
INT./AVG. RET.	24/12.8	16/16.2
PENALTIES/YARDS	87/934	70/732
FUMBLES/BALL LOST	29/12	25/14
TOUCHDOWNS	35	24
Rushing	16	10
Passing	18	10
Returns	1	4
EXTRA POINTS/ATTEMPTS	35/35	24/24
FIELD GOALS/ATTEMPTS	18/27	17/26

RUSHING	ATT	YDS	AVG	LG	TD
Thomas	151	803	5.3	47	5
Hill	153	577	3.8	20	4
Garrison	126	507	4.0	18	3
Staubach	27	221	8.2	25	0
Reeves	35	84	2.4	8	2
Morton	16	37	2.3	11	0
Hayes	4	34	8.5	13t	1
Norman	2	16	8.0	22	0
Welch	5	13	2.6	5t	1
Rentzel	1	11	11.0	11	0
Homan	2	-3	-1.5	0	0

COWBOYS	522	2,300	4.4	47	16
Opponents	415	1,656	4.0	48	10

RECEIVING	NO	YDS	AVG	LG	TD
Hayes	34	889	26.1	89t	10
Rentzel	28	556	19.9	86t	5
Garrison	21	205	9.8	36	2
Hill	13	95	7.3	21	0
Reeves	12	140	11.7	23	0
Thomas	10	73	7.3	17	0
Rucker	9	200	22.2	52t	1
Ditka	8	98	12.3	26	0
Homan	7	105	15.0	43	0
Norman	6	70	11.7	23	0
Kiner	1	14	14.0	14	0

COWBOYS	149	2,445	16.4	89t	18
Opponents	193	2,226	11.5	78t	10

INTERCEPTIONS	NO	YDS	AVG	LG	TD
Waters	5	45	9.0	20	0
Renfro	4	3	0.8	3	0
Adderley	3	69	23.0	30	0
Harris	2	66	33.0	60	0
Howley	2	18	9.0	17	0
Edwards	2	2	1.0	2	0
Green	1	59	59.0	59	0
Kiner	1	28	28.0	28	0
Stincic	1	11	11.0	11	0
Jordan	1	6	6.0	6	0
Pugh	1	0	0.0	0	0
Washington	1	0	0.0	0	0

COWBOYS	24	307	12.8	60	0
Opponents	16	259	16.2	43	1

PUNTING	NO	YDS	AVG	TB/IN20	LG	BL	NET
Widby	69	2,847	41.3	6	10	59	1 35.4
COWBOYS	69	2,847	41.3	6	10	59	1 35.4
Opp.	74	3,045	41.1	6	21	64	1 36.3

PUNT RETURNS	NO	FC	YDS	AVG	LG	TD
Hayes	15	7	116	7.7	34	0
Renfro	13	6	77	5.9	29	0
Adkins	4	2	44	11.0	24	0
Reeves	0	2	0	0.0	0	0

COWBOYS	32	17	237	7.4	34	0
Opponents	38	12	281	7.4	74t	1

KICKOFF RETURNS	NO	YDS	AVG	LG	TD
Thomas	19	416	21.9	33	0
Adkins	7	149	21.3	27	0
Washington	5	242	48.4	100t	1
Kiner	3	50	16.7	18	0
Harris	1	22	22.0	22	0
Waters	1	6	6.0	6	0
Flowers	1	3	3.0	3	0

COWBOYS	37	888	24.0	100t	1
Opponents	60	1,142	19.0	44	0

SCORE BY

QUARTERS	1	2	3	4	OT	T
COWBOYS	36	82	93	88	0	299
Opponents	59	49	55	58	0	221

FIELD GOALS

	7-19	20-29	30-39	40-49	50+
M. Clark	7-8	3-5	6-9	2-5	0-0
COWBOYS	7-8	3-5	6-9	2-5	0-0
Opponents	2-2	4-6	7-9	3-5	1-4

Clark: (13), (47M, 41M), (19M), (38M, 19, 10), (19, 43), (38, 34), (34M), (28, 32M, 22), (1), (42), (21, 12, 15), (21B, 38, 47M, 15), (29M, 39, 31), (35)
Opponents: (1), (50M, 20, 27M), (38, 35, 43M), (36M), (42, 31, 28, 24), (25, 32, 22), (19), (40, 42, 55M, 54, 20M), (53M, 31), (1), (19), (47M), (32M), (37)

SCORING

	TDR	TDP	TDR1	FG	PAT	S	TP
M. Clark	0	0	0	18/27	35/35	0	89
Hayes	1	10	0	0/0	0/0	0	66
Garrison	3	2	0	0/0	0/0	0	30
Rentzel	0	5	0	0/0	0/0	0	30
Thomas	5	0	0	0/0	0/0	0	30
Hill	4	0	0	0/0	0/0	0	24
Reeves	2	0	0	0/0	0/0	0	12
Rucker	0	1	0	0/0	0/0	0	6
Washington	0	0	1a	0/0	0/0	0	6
Welch	1	0	0	0/0	0/0	0	6

COWBOYS	16	18	1	18/27	35/35	0	299
Opponents	10	10	4	17/26	24/24	1	221

a 100 kickoff return vs. Washington (11/22)
* Sharrockman 34 punt block return vs. Minnesota (10/18)

Sharrockman 34 interception return vs. Minnesota (10/18)

Roland 74 punt return vs. St. Louis (11/16)

Peacock 41 fumble return vs. Houston (12/20)

+ Reynolds tackled Hayes in end zone vs. Cleveland (12/12)

USUAL STARTERS

WR Bob Hayes(9)	LE Larry Cole(10)
Dennis Homan(5)	Pat Toomay(3)
LT Tony Liscio(8)	LT Jethro Pugh
Ralph Neely(6)	RT Bob Lilly
LG John Niland	RE George Andrie
C Dave Manders	LLB Dave Edwards
RG Blaine Nye (10)	MLB Lee Roy Jordan
Ralph Neely (4)	RLB Chuck Howley
TE Rayfield Wright	LCB Herb Adderley
TE Pettis Norman	RCB Mel Renfro
WR Lance Rentzel	SS Cornell Green
QB Craig Morton(11)	FS Charlie Waters(6)
Roger Staubach(3)	Cliff Harris(5)
RB Calvin Hill(9)	Richmond Flowers(3)
Duane Thomas(4)	
FB Walt Garrison(10)	
Duane Thomas(4)	

PASSING	ATT	COMP	YDS	PCT	AVG	TD	PCT	PCT	LG	SKS/YDS	RATING	
Morton	207	102	1,819	49.3	8.78	15	7.2	7	3.4	89t	20/166	89.8
Staubach	82	44	542	53.7	6.61	2	2.4	8	9.3	43	19/130	42.9
Reeves	3	1	14	33.3	4.67	0	0.0	1	33.3	14	0/0	9.7
Hill	4	1	12	25.0	3.00	0	0.0	0	0.0	12	0/0	39.6
Rentzel	1	1	58	100.0	58.00	1	100.0	0	0.0	58t	0/0	158.3
COWBOYS	297	149	2,445	50.2	8.23	18	6.3	16	7.1	89t	39/296	75.9
Opponents	399	193	2,226	48.4	5.58	10	5.0	24	5.2	78t	41/313	48.9

1971 ★ DALLAS COWBOYS STATISTICS ★ 1971

RECORD: 11-3
FIRST PLACE, NFC EAST
HEAD COACH: TOM LANDRY

Date	W/L	Score	Opponent	Air.
9/19	W	49-37	@ Buffalo	46,206
9/26	W	42-7	@ Philadelphia	65,358
10/3	L	16-20	WASHINGTON	72,000
10/11	W	20-13	N.Y. GIANTS	68,373
10/17	L	14-24	@ New Orleans	83,088
10/24	W	44-21	NEW ENGLAND	65,708
10/31	L	19-23	@ Chicago	55,049
11/7	W	16-13	@ St. Louis	50,486
11/14	W	20-7	PHILADELPHIA	60,178
11/21	W	13-0	@ Washington	53,014
11/25	W	28-21	LOS ANGELES	66,595
12/4	W	52-10	N.Y. JETS	66,689
12/12	W	42-14	@ N.Y. Giants	62,815
12/18	W	31-12	ST. LOUIS	66,672

1971 DIVISIONAL PLAYOFF

12/25 W 20-12 @ Minnesota 49,100

1971 NFC CHAMPIONSHIP GAME

1/2/72 W 14-3 SAN FRANCISCO 66,311

SUPER BOWL VI

(New Orleans)

1/16/72 W 24-3 Miami 81,035

TEAM STATISTICS	DALLAS	OPP
FIRST DOWNS	288	200
Rushing	135	59
Passing	144	125
Penalty	9	16
Third Down-Made/Att.	87/183	68/182
Third Down Efficiency	47.5	37.4
Fourth Down-Made/Att.	2/3	3/16
TOTAL NET YARDS	5,035	3,468
Avg. Per Game	359.6	247.7
Total Plays	905	817
Avg. Per Play	5.6	4.2
NET YARDS RUSHING	2,249	1,144
Avg. Per Game	160.6	81.7
Total Rushes	512	353
Avg. Per Rush	4.4	3.2
NET YARDS PASSING	2,786	2,324
Sacked/Yards Lost	32/251	43/336
Gross Yards	3,037	2,660
Attempts/Completions	361/206	421/209
Pct. of Completions	57.1	49.6
Had Intercepted	14	26
PUNTS/AVERAGE	56/41.6	65/41.5
Net Punting Average	35.0	36.1
PUNT RET./AVG.	31/8.0	26/8.9
KICKOFF RET./AVG.	50/27.5	70/24.0
INT./AVG. RET.	26/15.5	14/21.7
PENALTIES/YARDS	94/952	61/647
FUMBLES/BALL LOST	30/21	40/25
TOUCHDOWNS	50	25
Rushing	25	8
Passing	22	15
Returns	3	2
EXTRA POINTS/ATTEMPTS	50/50	24/25
FIELD GOALS/ATTEMPTS	18/33	16/23

PASSING	ATT	COMP	YDS	PCT	AVG	ATT	TD	PCT	INT	PCT	LG	SKS/YDS	RATING
Staubach	211	126	1,882	59.7	8.91	15	7.1	4	1.9	851	23/175	104.8	
Morton	143	78	1,131	54.5	7.91	7	4.9	8	5.6	761	9/76	73.5	
Reeves	5	2	24	40.0	4.80	0	0.0	1	20.0	14	0/0	15.8	
D. Thomas	1	0	0	0.0	0.00	0	0.0	0	0.0	0	0/0	39.6	
Hill	1	0	0	0.0	0.00	0	0.0	1	0.0	0	0/0	0.0	
COWBOYS	361	206	3,037	57.1	8.41	22	6.1	14	3.9	851	32/251	88.8	
Opponents	421	209	2,660	49.6	6.32	15	3.6	26	6.2	751	43/336	55.9	

RUSHING	ATT	YDS	AVG	LG	TD
D. Thomas	175	793	4.5	56t	11
Hill	106	468	4.4	17	8
Garrison	127	429	3.4	34	1
Staubach	41	343	8.4	31	2
Reeves	17	79	4.6	22	0
Williams	21	67	3.2	16	1
Welch	14	51	3.6	14	1
Hayes	3	18	6.0	11	0
Morton	4	9	2.3	4	1
Ditka	2	2	1.0	11	0
Alworth	2	-10	-5.0	-4	0
COWBOYS	512	2,249	4.4	56t	25
Opponents	353	1,144	3.2	57t	8

RECEIVING	ATT	YDS	AVG	LG	TD
Garrison	40	396	9.9	36	1
Hayes	35	840	24.0	85t	8
Alworth	34	487	14.3	26	2
Ditka	30	360	12.0	29	1
Hill	19	244	12.8	27t	3
Truax	15	232	15.5	25	1
D. Thomas	13	153	11.8	34t	2
Richardson	8	170	21.3	45t	3
Adkins	4	53	13.3	23	0
Williams	3	59	19.7	35	0
Reeves	3	25	8.3	11	0
Rucker	1	19	19.0	19t	1
Welch	1	-1	-1.0	-1	0
COWBOYS	206	3,037	14.7	85t	22
Opponents	209	2,660	12.7	75t	15

INTERCEPTIONS	NO	YDS	AVG	LG	TD
Adderley	6	182	30.3	46	0
Howley	5	122	24.4	53	0
Renfro	4	11	2.8	7	0
Waters	2	37	18.5	30	0
Jordan	2	34	17.0	23	0
Green	2	16	8.0	12	0
Edwards	2	0	0.0	0	0
Harris	2	0	0.0	0	0
Lewis	1	0	0.0	0	0
COWBOYS	26	402	15.5	53	0
Opponents	14	304	21.7	60	1

USUAL STARTERS

WR Bob Hayes	LE Larry Cole
LT Ralph Neely(7)	LT Jethro Pugh
Tony Liscio(5)	RT Bob Lilly
LG John Noland	RE George Andrie
C Dave Manders	LLB Dave Edwards
RG Blaine Nye	MLB Lee Roy Jordan
RT Rayfield Wright	RLB Chuck Howley
TE Billy Truax(10)	LCB Herb Adderley
Mike Ditka (4)	RCB Mel Renfro
WR Lance Alworth(11)	SS Cornell Green
Gloster Richardson(3)	FS Cliff Harris (11)
QB Roger Staubach(10)	Charlie Waters (3)
Craig Morton(4)	
RB Duane Thomas(9)	
Calvin Hill(5)	
FB Walt Garrison	

PUNTING	NO	YDS	AVG	TB IN20	LG	BL	NET
Widby	56	2,329	41.6	7	17	59	1 35.0
COWBOYS	56	2,329	41.6	7	17	59	1 35.0
Opp.	65	2,697	41.5	5	17	58	1 36.1

PUNT RETURNS	NO	FC	YDS	AVG	LG	TD
Harris	17	8	129	7.6	35	0
Waters	9	5	109	12.1	42	0
Adkins	4	0	5	1.3	10	0
Hayes	1	0	5	0.2	5	0
Renfro	0	1	0	0.0	0	0

COWBOYS	31	14	248	8.0	42	0
Opponents	26	15	231	8.9	43	0

KICKOFF RETURNS	NO	YDS	AVG	LG	TD
Harris	29	823	28.4	77	0
I. Thomas	7	295	42.1	101t	2
Welch	4	105	26.3	39	0
Ditka	3	30	10.0	20	0
D. Thomas	2	64	32.0	33	0
Waters	1	18	18.0	18	0
Lewis	1	15	15.0	15	0
Hayes	1	14	14.0	14	0
Williams	1	12	12.0	12	0
Green	1	0	0.0	0	0

COWBOYS	50	1,376	27.5	101t	2
Opponents	70	1,681	24.0	52	0

SCORE BY

QUARTERS	1	2	3	4	OT	T
COWBOYS	96	139	72	99	0	406
Opponents	62	59	32	69	0	222

FIELD GOALS	7-19	20-29	30-39	40-49	50+
M. Clark	5-5	4-6	0-1	4-12	0-1
Fritsch	1-1	3-3	0-1	1-3	0-0
COWBOYS	6-6	7-9	0-2	5-15	0-1
Opponents	0-0	4-6	9-11	3-6	0-0

Clark: (1, 48M, 42M), (48M, 22, 9, 27), (42, 41, 41M), (50M), (16, 17, 45M, 12), (21M, 42M, 29M, 10), (1, 1), (43M, 26, 31M, 48), (1, 47M, 45), (1, 24)
Fritsch: (0, 1), (0, 1), (0, 1), (27, 42M, 14, 26), (23, 41M, 39M, 46), (0, 1), (0, 1), (0, 1)
Opponents: (40, 49M), (1, 25, 32), (35, 20), (36), (1, 44, 38, 35), (41, 47M, 36), (22M), (1, 31M), (35), (35M), (23M, 33, 29, 23, 35, 45M)

SCORING	TDR	TDP	TDR1	FG	PAT	S	TP
M. Clark	0	0	0	13/25	47/47	0	86
D. Thomas	11	2	0	0/0	0/0	0	78
Hill	8	3	0	0/0	0/0	0	66
Hayes	0	8	0	0/0	0/0	0	48
Richardson	0	3	0	0/0	0/0	0	18
Fritsch	0	0	0	5/8	2/2	0	17
Alworth	0	2	0	0/0	0/0	0	12
Garrison	1	1	0	0/0	0/0	0	12
Staubach	2	0	0	0/0	0/0	0	12
I. Thomas	0	0	2a	0/0	0/0	0	12
Welch	1	0	0	0/0	0/0	1+	8
Ditka	0	1	0	0/0	0/0	0	6
Lilly	0	0	1b	0/0	0/0	0	6
Morton	1	0	0	0/0	0/0	0	6
Rucker	0	1	0	0/0	0/0	0	6
Truax	0	1	0	0/0	0/0	0	6
Williams	1	0	0	0/0	0/0	0	6
Reeves	0	0	0	0/0	1/1a	0	1
COWBOYS	25	22	3	18/33	50/50	1	406
Opponents	8	15	2*	16/23	24/24	0	222

a 89 kickoff return vs. Los Angeles (11/25)

101 kickoff return vs. N.Y. Jets (12/4)

b 7 fumble return vs. Philadelphia (9/26)

* tackled Green in end zone vs. Chicago (10/31)

runs left end on bad snap vs. St. Louis (11/7)

* Nelson 101 field goal return vs. Philadelphia (9/2)

Athas 37 int. return vs. N.Y. Giants (12/12)



HISTORY

1972 ★ DALLAS COWBOYS STATISTICS ★ 1972

RECORD: 10-4
SECOND PLACE, NFC EAST
HEAD COACH: TOM LANDRY

Date	W/L	Score	Opponent	Att.
9/17	W	28-6	PHILADELPHIA	55,850
9/24	W	23-14	@ N.Y. Giants	62,725
10/1	L	13-16	@ Green Bay	47,103
10/8	W	17-13	PITTSBURGH	65,682
10/15	W	21-0	@ Baltimore	58,992
10/22	L	20-24	@ Washington	53,039
10/30	W	28-24	DETROIT	65,378
11/5	W	34-28	@ San Diego	54,476
11/12	W	33-24	ST. LOUIS	65,218
11/19	W	28-7	@ Philadelphia	65,720
11/23	L	10-31	SAN FRANCISCO	65,124
12/3	W	27-6	@ St. Louis	49,797
12/9	W	34-24	WASHINGTON	65,136
12/17	L	3-23	N.Y. Giants	64,602

DIVISIONAL PLAYOFF

12/23	W	30-28	@ San Francisco	61,214
-------	---	-------	-----------------	--------

NFC CHAMPIONSHIP GAME

12/31	L	3-26	@ Washington	53,129
-------	---	------	--------------	--------

TEAM STATISTICS	DALLAS	OPP
FIRST DOWNS	256	217
Rushing	118	81
Passing	126	113
Penalty	12	23
Third Down-Made/Att.	89/201	78/187
Third Down Efficiency	44.3	41.7
Fourth Down-Made/Att.	5/11	7/15
TOTAL NET YARDS	4,466	3,755
Avg. Per Game	319.0	268.2
Total Plays	897	842
Avg. Per Play	5.0	4.5
NET YARDS RUSHING	2,124	1,515
Avg. Per Game	151.7	108.2
Total Rushes	499	428
Avg. Per Rush	4.3	3.5
NET YARDS PASSING	2,342	2,240
Sacked/Yards Lost	31/238	32/268
Gross Yards	2,580	2,508
Attempts/Completions	367/196	382/187
Pct. of Completions	53.4	49.0
Had Intercepted	23	16
POINTS/AVERAGE	51/38.2	65/40.6
Net Punting Average	36.2	36.3
PUNT RET./AVG.	28/4.8	15/2.7
KICKOFF RET./AVG.	50/21.6	52/24.5
INT./AVG. RET.	16/13.3	23/13.1
PENALTIES/YARDS	90/841	59/586
FUMBLES/BALL LOST	27/15	40/17
TOUCHDOWNS	36	28
Rushing	17	7
Passing	16	18
Returns	3	3
EXTRA POINTS/ATTEMPTS	36/36	27/28
FIELD GOALS/ATTEMPTS	21/36	15/34

RUSHING	ATT	YDS	AVG	LG	TD
Hill	245	1036	4.2	26	6
Garrison	167	784	4.7	41	7
Newhouse	28	116	4.1	19	1
Montgomery	35	81	2.3	10	1
Staubach	6	45	7.5	20	0
Morton	8	26	3.3	12	2
Reeves	3	14	4.7	14	0
Neely	1	10	10.0	10	0
Hayes	2	8	4.0	7	0
Fugett	3	2	0.7	9	0
Alworth	1	2	2.0	2	0
COWBOYS	499	2,124	4.3	41	17
Opponents	428	1,515	3.5	34	7

RECEIVING	NO	YDS	AVG	LG	TD
Hill	43	364	8.5	33	3
Garrison	37	390	10.5	26	3
Sellers	31	653	21.1	55	5
Parks	18	298	16.6	38	1
Ditka	17	198	11.6	26	1
Hayes	15	200	13.3	29	0
Alworth	15	195	13.0	30	2
Montgomery	8	131	16.4	46	1
Fugett	7	94	13.4	29	0
Triax	4	49	12.3	18	0
Newhouse	1	8	8.0	8	0
COWBOYS	196	2,580	13.2	55	16
Opponents	187	2,508	13.4	94	18

INTERCEPTIONS	NO	YDS	AVG	LG	TD
Waters	6	132	22.0	56	1
Harris	3	40	13.3	23	0
Jordan	2	18	9.0	12	0
Green	2	1	0.5	1	0
Lewis	1	15	15.0	15	0
Howley	1	7	7.0	7	0
Renfro	1	0	0.0	0	0
COWBOYS	16	213	13.3	56	1
Opponents	23	302	13.1	45	1

PUNTING	NO	YDS	AVG	LG	BL	NET
Bateman	51	1,949	38.2	3	4	61
COWBOYS	51	1,949	38.2	3	4	61
Opp.	65	2,636	40.6	7	13	63

PUNT RETURNS	NO	FC	YDS	AVG	LG	TD
Harris	19	16	78	4.1	21	0
Waters	9	7	56	6.2	17	0
COWBOYS	28	23	134	4.8	21	0
Opponents	15	26	41	2.7	14	0

KICKOFF RETURNS	NO	YDS	AVG	LG	TD
Harris	26	615	23.7	44	0
Newhouse	18	382	21.2	30	0
Thomas	2	50	25.0	30	0
Waters	2	18	9.0	18	0
Montgomery	1	15	15.0	15	0
Fugett	1	0	0.0	0	0
COWBOYS	50	1,080	21.6	44	0
Opponents	15	1,272	24.5	55	0

SCORE BY QUARTERS	1	2	3	4	OT	T
COWBOYS	83	101	76	59	0	319
Opponents	25	86	50	79	0	240

FIELD GOALS	7-19	20-29	30-39	40-49	50+
Fritsch	6-6	5-5	3-6	5-13	2-6
COWBOYS	6-6	5-5	3-6	5-13	2-6
Opponents	3-4	4-7	4-5	4-15	0-3

Fritsch: (46M), (54.13.8), (46.9), (40.44M.50M.33M), (57M.39M.42M), (13.12.50M), (48M), (25.47M.31), (27.14.50.32M.38), (42.49M), (23), (42M.29.42.50M), (42M.36.26), (43)
Opponents: (30.42.44M.58M), (45M.24M), (44.26.22.16M.27B.41M), (39.39.50M.41M), (48M.48M), (42.43M.37M), (43M.17), (50B), (34), (47M.42M), (18), (49M), (16), (22M.49.22.26)

SCORING	TDR	TD	TDR	FG	PAT	S	TP
Fritsch	0	0	0	21/36	36/36	0	99
Garrison	7	3	0	0/0	0/0	0	60
Hill	6	3	0	0/0	0/0	0	54
Sellers	0	5	0	0/0	0/0	0	30
Montgomery	1	1	1a	0/0	0/0	0	18
Alworth	0	2	0	0/0	0/0	0	12
Morton	2	0	0	0/0	0/0	0	12
Ditka	0	1	0	0/0	0/0	0	6
Newhouse	1	0	0	0/0	0/0	0	6
Niland	0	0	1b	0/0	0/0	0	6
Parks	0	1	0	0/0	0/0	0	6
Waters	0	0	1c	0/0	0/0	0	6
COWBOYS	17	16	3	21/36	36/36	2	319
Opponents	7	18	3*	15/34	27/28	0	240

a 54 fumble return vs. San Diego (11/5)

b fumble recovery in endzone vs. Philadelphia (11/19)

c 28 interception return vs. St. Louis (11/12)

* Bradley tackled in end zone vs. Philadelphia (11/19)

Smith centered out of end zone vs. Philadelphia (11/19)

* Blount 35 fumble return vs. Pittsburgh (10/8)

Vanderbunt 73 fumble return vs. San Francisco (11/23)

Vanderbunt 21 interception return vs. San Francisco (11/23)

USUAL STARTERS

WR Ron Sellers(8)	LE Larry Cole(7)
Bob Hayes(6)	Tody Smith(6)
LT Ralph Neely	LT Jethro Pugh
LG John Niland	RT Bob Lilly
C Dave Manders	RE Pat Tomney
RG Blaine Nye	LLB Dave Edwards
RT Rayfield Wright	MLB Lee Roy Jordan
TE Mike Ditka	RLB Chuck Howley
WR Lance Alworth(7)	LCB Herb Adderley
Billy Parks(7)	RCB Mel Renfro
QB Craig Morton	SS Cornell Green
RB Calvin Hill	FS Cliff Harris
FB Walt Garrison	

PASSING	ATT	COMP	YDS	PCT	AVG	TD	PCT	PCT	PCT	LG	SKS/YDS	RATING
Morton	339	185	2,396	54.6	7.07	15	4.4	21	6.2	46	23/179	65.9
Staubach	20	9	98	45.0	4.90	0	0.0	2	10.0	21	8/59	20.4
Hill	3	1	55	33.3	18.33	1	33.0	0	0.0	55	0	121.5
Montgomery	3	1	31	33.3	10.33	0	0.0	0	0.0	31	0	72.9
Reeves	2	0	0	0.0	0.00	0	0.0	0	0.0	0	0	39.6
COWBOYS	367	196	2,580	53.4	7.03	16	4.4	23	6.3	55	31/238	64.3
Opponents	382	187	2,508	49.0	6.57	18	4.7	16	4.2	94	32/268	68.5



1973 ★ DALLAS COWBOYS STATISTICS ★ 1973

RECORD: 10-4
FIRST PLACE, NFC EAST
HEAD COACH: TOM LANDRY

Date	W/L	Score	Opponent	Aft.
9/16	W	20-17	@ Chicago	55:701
9/24	W	40-3	NEW ORLEANS	53:972
9/30	W	45-10	ST. LOUIS	64:815
10/8	L	7-14	@ Washington	54:314
10/14	L	31-37	@ Los Angeles	81:428
10/21	W	45-28	N.Y. GIANTS	64:898
10/28	L	16-30	@ Philadelphia	65:954
11/4	W	38-10	CINCINNATI	58:802
11/11	W	23-10	@ N.Y. Giants	70:128
11/18	W	31-10	PHILADELPHIA	61:985
11/22	L	7-14	MIAMI	64:100
12/2	W	22-10	@ Denver	51:706
12/9	W	27-7	WASHINGTON	64:458
12/16	W	30-3	@ St. Louis	43:946

1973 DIVISIONAL PLAYOFF

12/23	W	27-16	LOS ANGELES	64:291
-------	---	-------	-------------	--------

1973 NFC CHAMPIONSHIP GAME

12/30	L	10-27	MINNESOTA	64:524
-------	---	-------	-----------	--------

TEAM STATISTICS

	DALLAS	OPP
FIRST DOWNS	281	208
Rushing	139	83
Passing	127	106
Penalty	15	19
Third Down-Made/Att.	77/203	67/201
Third Down Efficiency	37.9	33.3
Fourth Down-Made/Att.	9/13	4/9
TOTAL NET YARDS	4,751	3,466
Avg. Per Game	339.4	247.6
Total Plays	906	827
Avg. Per Play	5.2	4.2
NET YARDS RUSHING	2,418	1,471
Avg. Per Game	172.7	105.1
Total Rushes	542	435
Avg. Per Rush	4.5	3.4
NET YARDS PASSING	2,333	1,995
Sacked/Yards Lost	43/269	40/306
Gross Yards	2,602	2,301
Attempts/Completions	321/192	352/187
Pct. of Completions	59.8	53.1
Had Intercepted	16	18
PUNTS/AVERAGE	59/41.5	70/39.4
Net Punting Average	37.9	34.9
PUNT RET./AVG.	28/6.2	29/5.2
KICKOFF RET./AVG.	32/22.4	53/24.9
INT./AVG. RET.	18/16.7	16/9.4
PENALTIES/YARDS	83/762	52/516
FUMBLES/BALL LOST	25/12	44/23
TOUCHDOWNS	46	23
Rushing	17	5
Passing	26	15
Returns	3	3
EXTRA POINTS/ATTEMPTS	45/46	23/23
FIELD GOALS/ATTEMPTS	19/30	14/30

RUSHING	ATT	YDS	AVG	LG	TD
Hill	273	1,142	4.2	21	6
Garrison	105	440	4.2	33	6
Newhouse	84	436	5.2	54	1
Staubach	46	250	5.4	18	3
Strayhorn	11	62	5.6	24	1
Fugett	1	34	34.0	34	0
Stowe	3	28	9.3	14	0
Robinson	2	17	8.5	11	0
Pinder	12	15	1.3	5	0
DuPre	2	2	1.0	6	0
Richards	1	2	2.0	2	0
Morton	1	0	0.0	0	0
Montgomery	1	-10	-10.0	-10	0

COWBOYS	542	2,418	4.5	54	17
Opponents	435	1,471	3.4	25	5

RECEIVING	ATT	YDS	AVG	LG	TD
Hill	32	290	9.1	29	0
DuPre	29	392	13.5	40	5
Garrison	26	273	10.5	53	2
Stowe	23	389	16.9	45	6
Pearson	22	388	17.6	40	2
Hayes	22	360	16.4	47	3
Montgomery	14	164	11.7	32	3
Fugett	9	168	18.7	48	3
Newhouse	9	87	9.7	38	1
Richards	6	91	15.2	53	1

COWBOYS	192	2,602	13.6	53	26
Opponents	187	2,301	12.3	80	15

INTERCEPTIONS	NO	YDS	AVG	LG	TD
Jordan	6	78	13.0	31	1
Waters	5	112	22.4	44	0
Renfro	2	65	32.5	35	1
Harris	2	9	4.5	5	0
Toomay	1	35	35.0	35	0
B. Barnes	1	1	1.0	1	0
Washington	1	0	0.0	0	0

COWBOYS	18	300	16.7	44	2
Opponents	16	151	9.4	29	1

PUNTING	NO	YDS	AVG	TB/IN20	LG	BL	NET
Bateman	55	2,290	41.6	3	4	62	36.2
Montgomery	4	158	39.5	0	0	48	38.3

COWBOYS	59	2,448	41.5	3	4	62	37.9
Opp.	70	2,756	39.4	7	12	78	34.9

PUNT RETURNS	NO	FC	YDS	AVG	LG	TD
Richards	21	18	139	6.6	46	0
Harris	3	3	20	6.7	12	0
Pearson	2	0	13	6.5	13	0
Montgomery	2	0	2	1.0	3	0

COWBOYS	28	21	174	6.2	46	0
Opponents	29	7	152	5.2	59	1

KICKOFF RETURNS	NO	YDS	AVG	LG	TD
Pearson	7	155	22.1	26	0
Montgomery	6	175	29.2	63	0
Harris	6	148	24.7	33	0
Robinson	4	86	21.5	28	0
Newhouse	3	62	20.7	26	0
Richards	3	44	14.7	20	0
Strayhorn	2	44	22.0	25	0
Walton	1	11	11.0	11	0
Washington	1	0	0.0	0	0

COWBOYS	33	725	22.0	63	0
Opponents	53	1,310	24.9	53	0

PASSING	ATT	COMP	YDS	PCT	AVG	TD	INT	PCT	INT	LG	SKS/YDS	RATING
Staubach	286	179	2,428	62.6	8.49	23	8.0	15	5.2	53	43/269	94.6
Morton	32	13	174	40.6	5.44	3	9.4	1	3.1	53	0/0	77.0
Montgomery	1	0	0	0.0	0.00	0	0.0	0	0.0	0	0/0	0.0
Hill	1	0	0	0.0	0.00	0	0.0	0	0.0	0	0/0	0.0
Garrison	1	0	0	0.0	0.00	0	0.0	0	0.0	0	0/0	0.0

COWBOYS	321	192	2,602	59.8	8.11	26	8.1	16	4.9	53	43/269	92.3
Opponents	352	187	2,301	53.1	6.54	15	4.2	18	5.1	80	40/306	66.3

SCORE BY QUARTERS	1	2	3	4	OT	T
COWBOYS	73	108	79	122	0	382
Opponents	47	64	33	59	0	203

FIELD GOALS	7-19	20-29	30-39	40-49	50+
Fritsch	10-10	6-7	2-6	0-3	0-2
Clark	0-0	0-1	1-1	0-0	0-0

COWBOYS	10-10	6-8	3-7	0-3	0-2
Opponents	4-5	3-7	6-10	1-6	0-2

Fritsch: (25,368,11), (27), (24), (398,388), (8), (18), (1), (34,43M), (13,37,17), (23), (49M,42M), (55M,53M,21,18), (30M,9,27), (18,13,26M, 17)
Clark: (1,0,0,0,0,0), (33,238), (1,0,0,0,0,0,0,0)
Opponents: (33), (9,38M,17B), (16,52M), (53B,44, 30), (49M,27,37,35), (1), (7,21M,37B,35, 32), (29), (43), (17,48M), (41B), (29), (23M,28M, 37M), (33,49M)

SCORING	TDR	TDP	TDR1	FG	PAT	S	TP
Fritsch	0	0	0	18/28	43/43	0	97
Garrison	6	2	0	0/0	0/0	0	48
Hill	6	0	0	0/0	0/0	0	36
Stowe	0	6	0	0/0	0/0	0	36
Dupree	0	5	0	0/0	0/0	0	30
Hayes	0	3	0	0/0	0/0	0	18
Staubach	3	0	0	0/0	0/0	0	18
Fugett	0	3	0	0/0	0/0	0	18
Montgomery	0	3	0	0/0	0/0	0	18
Newhouse	1	1	0	0/0	0/0	0	12
Pearson	0	2	0	0/0	0/0	0	12
Lewis	0	0	1a	0/0	0/0	0	6
Jordan	0	0	1b	0/0	0/0	0	6
Richards	0	1	0	0/0	0/0	0	6
Strayhorn	1	0	0	0/0	0/0	0	6
Renfro	0	0	1c	0/0	0/0	0	6
Clark	0	0	0	1/2	1/2	0	4
Bateman	0	0	0	0/0	1/1	0	1

COWBOYS	17	26	3	19/30	45/46	2+	382
Opponents	5	15	3*	14/30	23/23	0	203

- a blocked punt recovery in end zone vs. N.Y. Giants (10/21)
 b 31 interception return vs. Cincinnati (11/4)
 c 30 interception return vs. L.A. Rams (10/14)
 * Barnes tackled O'Neal in end zone on punt vs. New Orleans (9/24)
 Barnes tackled Van Heusen in end zone vs. Denver (12/2)
 * Hill 59 punt return vs. Chicago (9/16)
 Owens 26 interception return vs. Washington (10/8)
 Stone 2 blocked punt return vs. Washington (12/9)

USUAL STARTERS

WR Bob Hayes	LE Larry Cole
LT Ralph Neely	LT Jethro Pugh
LG John Niland	RT Bob Lilly
C John Fitzgerald	RE Pat Toomay
RG Blaine Nye	LLB Dave Edwards
RT Ray Field Wright	MLB Lee Roy Jordan
TE Billy Joe DuPre	RLB D.D. Lewis
WR Otto Stowe(7)	LCB Charlie Waters
Drew Pearson(6)	RCB Mel Renfro
QB Roger Staubach	SS Cornel Green
RB Calvin Hill	FS Cliff Harris
FB Walt Garrison(8)	
Robert Newhouse(6)	



1974 ★ DALLAS COWBOYS STATISTICS ★ 1974

RECORD: 8-6
THIRD PLACE, NFC EAST
HEAD COACH: TOM LANDRY

Date	W/L	Score	Opponent	Att.
9/15	W	24-0	@ Atlanta	52,322
9/23	L	10-13	@ Philadelphia	64,088
9/29	L	6-14	N.Y. GIANTS	45,841
10/6	L	21-23	MINNESOTA	57,847
10/13	L	28-31	@ St. Louis	49,885
10/20	W	31-24	PHILADELPHIA	43,586
10/27	W	21-7	@ N.Y. Giants	61,918
11/3	W	17-14	ST. LOUIS	64,146
11/10	W	20-14	SAN FRANCISCO	50,018
11/17	L	21-28	@ Washington	54,395
11/24	W	10-0	@ Houston	49,775
11/28	W	24-23	WASHINGTON	63,243
12/7	W	41-17	CLEVELAND	48,754
12/14	L	23-27	@ Oakland	45,850

TEAM STATISTICS	DALLAS	OPP
FIRST DOWNS	295	199
Rushing	147	63
Passing	129	110
Penalty	19	26
Third Down-Made/Att.	84/205	69/207
Third Down Efficiency	41.0	33.3
Fourth Down-Made/Att.	8/16	3/10
TOTAL NET YARDS	4,983	3,463
Avg. Per Game	355.9	247.4
Total Plays	974	803
Avg. Per Play	5.1	4.3
NET YARDS RUSHING	2,454	1,344
Avg. Per Game	175.3	96.0
Total Rushes	542	417
Avg. Per Rush	4.5	3.2
NET YARDS PASSING	2,529	2,119
Sacked/Yards Lost	47/327	37/332
Gross Yards	2,856	2,451
Attempts/Completions	385/206	349/178
Pct. of Completions	53.5	51.0
Had Intercepted	15	13
PUNTS/AVERAGE	73/38.5	93/39.9
Net Punting Average	31.3	32.4
PUNT RET./AVG.	62/9.2	31/11.1
KICKOFF RET./AVG.	49/21.9	61/19.6
INT./AVG. RET.	13/8.5	15/6.2
PENALTIES/YARDS	86/703	69/657
FUMBLES/BALL LOST	31/16	31/13
TOUCHDOWNS	38	28
Rushing	22	8
Passing	14	17
Returns	2	3
EXTRA POINTS/ATTEMPTS	37/38	28/28
FIELD GOALS/ATTEMPTS	10/21	13/21

RUSHING	ATT	YDS	AVG	LG	TD
Hill	185	844	4.6	27	7
Newhouse	124	501	4.0	23	3
Garrison	113	429	3.8	18	5
Staubach	47	320	6.8	29	3
Young	33	205	6.2	53	0
Strayhorn	11	66	6.0	24	0
Dennison	16	52	3.3	14	4
DuPree	4	43	10.8	20	0
Waters	1	6	6.0	6	0
Pearson	3	6	2.0	22	0
Richards	1	-5	-5.0	-5	0
Longley	4	-13	-3.2	1	0
COWBOYS	542	2,454	4.5	53	22
Opponents	417	1,344	3.2	22	8

RECEIVING	NO	YDS	AVG	LG	TD
Pearson	62	1,087	17.5	50t	2
Garrison	34	253	7.4	30	1
DuPree	29	466	16.1	42t	4
Richards	26	467	18.0	58t	5
Hill	12	134	11.2	39	0
Young	11	73	6.6	14	0
Newhouse	9	67	7.4	21	0
Hayes	7	118	16.9	35t	1
Houston	6	72	12.0	19	0
Fugett	4	60	15.0	24t	1
Dennison	2	23	11.5	13	0
Strayhorn	2	12	6.0	10	0
Barnes	1	37	37.0	37	0
Staubach	1	-13	-13.0	-13	0
COWBOYS	206	2,856	13.9	58t	14
Opponents	178	2,451	13.8	81	17

INTERCEPTIONS	NO	YDS	AVG	LG	TD
Harris	3	8	2.7	8	0
Lewis	2	45	22.5	27	0
Waters	2	26	13.0	24	0
Jordan	2	23	11.5	13	0
Green	2	2	1.0	2	0
Renfro	1	6	6.0	6	0
Washington	1	0	0.0	0	0
COWBOYS	13	110	8.5	27	0
Opponents	15	93	6.2	29	0

PUNTING	NO	YDS	AVG	TB	IN20	LG	BL	NET
Carrell	40	1,591	39.8	5	15	59	0	31.4
Bateman	33	1,218	36.9	4	11	55	0	31.2
COWBOYS	73	2,809	38.5	9	26	59	0	31.3
Opp.	93	3,713	39.9	11	27	69	1	32.4

PUNT RETURNS	NO	FC	YDS	AVG	LG	TD
Harris	26	2	193	7.4	19	0
Morgan	19	0	287	15.1	98t	1
Richards	13	4	74	5.7	15	0
Hayes	2	0	11	5.5	6	0
Waters	1	0	8	8.0	8	0
Renfro	1	1	0	0.0	0	0
COWBOYS	62	7	573	9.2	98t	1
Opponents	31	10	343	11.1	58t	1

KICKOFF RETURNS	NO	YDS	AVG	LG	TD
Morgan	35	823	23.5	43	0
Young	8	161	20.1	35	0
Dennison	3	54	18.0	27	0
Strayhorn	2	19	9.5	18	0
Harris	1	14	14.0	14	0
COWBOYS	49	1,071	21.9	43	0
Opponents	61	1,194	19.6	58	0

SCORE BY QUARTERS	1	2	3	4	OT	T
COWBOYS	64	65	72	96	0	297
Opponents	23	120	63	29	0	235

FIELD GOALS	11-19	20-29	30-39	40-49	50+
Herrera	1-1	5-5	2-4	0-2	0-1
Percival	0-0	1-1	1-4	0-3	0-0
COWBOYS	1-1	6-6	3-8	0-5	0-1
Opponents	0-0	2-5	8-11	3-4	0-1
Percival: (33.32M, 45M), (37M, 48.8, 26.48M), (32M), (0.0, 0.0, 0.0, 0.0, 0.0, 0.0)					
Herrera: (0.0, 0.0, 0.0, 0.0, 0.0, 0.0), (51M, 29), (32M), (20), (30.27), (33M), (25), (24), (39.19, 41B), (46)					
Opponents: (1), (33.45), (40M, 39M), (46.30, 27), (31), (39), (24M), (1), (29M), (1), (39M), (45.34, 50M, 39.24B), (28), (31.34B, 39)					

SCORING	TOR	TOP	TORI	FG	PAT	\$	TP
Herrera	0	0	0	8/13	33/33	0	57
Hill	7	0	0	0/0	0/0	0	42
Garrison	5	1	0	0/0	0/0	0	36
Richards	0	5	0	0/0	0/0	0	30
DuPree	0	4	0	0/0	0/0	0	24
Dennison	4	0	0	0/0	0/0	0	24
Staubach	3	0	0	0/0	0/0	0	18
Newhouse	3	0	0	0/0	0/0	0	18
Pearson	0	2	1a	0/0	0/0	0	18
Percival	0	0	0	2/8	4/5	0	10
Hayes	0	1	0	0/0	0/0	0	6
Morgan	0	0	1b	0/0	0/0	0	6
Fugett	0	1	0	0/0	0/0	0	6
COWBOYS	22	14	2	10/21	37/38	0	297
Opponents	8	17	3*	13/21	28/28	0	235

a Recovered fumble in end zone vs. Oakland (12/14)

b 97 punt return vs. St. Louis (10/13)

* Lavenderf 96 fumble return vs. Philadelphia (9/23)

Hilton 71 fumble return vs. N.Y. Giants (10/27)
Houston 58 punt return vs. Washington (11/17)

USUAL STARTERS

WR Golden Richards	LE Larry Cole
LT Ralph Neely	LT Jethro Pugh
LG John Niland	RT Bob Lilly
C John Fitzgerald	RE Pat Toomay
RG Blaine Nye	LLB Dave Edwards
RT Rayfield Wright	MLB Lee Roy Jordan
TE Billy Joe DuPree	RLB D.D. Lewis
WR Drew Pearson	LCB Charlie Waters(7)
QB Roger Staubach	Mark Washington(6)
RB Calvin Hill	RCB Mel Renfro(11)
FB Walt Garrison	Benny Barnes(3)
	SS Cornell Green
	FS Cliff Harris

PASSING	ATT	COMP	YDS	PCT	AVG	TD	PCT	INT	PCT	LG	SKS/YDS	RATING
Staubach	360	190	2,552	52.8	7.09	11	3.1	15	4.2	58t	45/309	68.5
Longley	21	12	209	57.1	9.95	2	9.5	0	0.0	50t	2/18	77.0
Pearson	1	1	46	100.0	46.0	1	100.0	0	0.0	46t	0/0	158.3
Carrell	1	1	37	100.0	37.0	0	0.0	0	0.0	37	0/0	118.8
Morton	2	2	12	100.0	6.0	0	0.0	0	0.0	15	0/0	91.7
COWBOYS	385	206	2,856	53.5	7.42	14	3.6	15	3.9	58t	47/327	66.8
Opponents	349	1787	2,451	51.0	7.02	17	4.9	13	3.7	81	37/332	74.7

1975 ★ DALLAS COWBOYS STATISTICS ★ 1975

RECORD: 10-4
SECOND PLACE NFC EAST
HEAD COACH: TOM LANDRY

Date	W/L	Score	Opponent	Att.
9/21	W	18-7	LOS ANGELES	49,091
9/28	W	37-31	ST. LOUIS (OT)	52,417
10/6	W	36-10	@ Detroit	79,784
10/12	W	13-7	@ N.Y. Giants	56,511
10/19	L	17-19	GREEN BAY	64,934
10/26	W	20-17	@ Philadelphia	64,889
11/2	L	24-30	(OT) @ Wash.	55,004
11/10	L	31-34	KANSAS CITY	63,539
11/16	W	34-31	@ New England	60,905
11/23	W	27-17	PHILADELPHIA	57,893
11/30	W	14-3	N.Y. GIANTS	53,329
12/7	L	17-31	@ St. Louis	49,701
12/13	W	31-10	WASHINGTON	61,091
12/21	W	31-21	@ N.Y. Jets	37,279

1975 DIVISIONAL PLAYOFF

12/28 W 17-14 @ Minnesota 48,341

1975 NFC CHAMPIONSHIP GAME

1/4/76 W 37-7 @ Los Angeles 84,483

SUPER BOWL X

(Miami)

1/18/76L 17-21 Pittsburgh 80,187

TEAM STATISTICS	DALLAS	OPP
FIRST DOWNS	288	234
Rushing	132	100
Passing	142	113
Penalty	14	21
Third Down-Made/Att.	97/218	84/211
Third Down Efficiency	44.4	39.8
Fourth Down-Made/Att.	4/10	6/11
TOTAL NET YARDS	5,025	3,739
Avg. Per Game	358.9	267.1
Total Plays	986	888
Avg. Per Play	5.1	4.2
NET YARDS RUSHING	2,432	1,699
Avg. Per Game	173.7	121.4
Total Rushes	571	474
Avg. Per Rush	4.3	3.6
NET YARDS PASSING	2,593	2,040
Sacked/Yards Lost	39/242	41/288
Gross Yards	2,835	2,328
Attempts/Completions	376/207	373/162
Pct. of Completions	55.1	43.4
Had Intercepted	17	25
PUNTS/AVERAGE	68/39.4	82/39.6
Net Punting Average	33.2	34.1
PUNT RET./AVG.	32/9.8	37/7.1
KICKOFF RET./AVG.	54/21.4	66/23.9
INT./AVG. RET.	25/13.8	17/11.9
PENALTIES/YARDS	94/71.5	63/63.9
FUMBLES/BALL LOST	25/18	43/19
TOUCHDOWNS	41	33
Rushing	17	13
Passing	19	19
Returns	5	1
EXTRA POINTS/ATTEMPTS	38/40	31/32
FIELD GOALS/ATTEMPTS	22/35	13/18

RUSHING	ATT	YDS	AVG	LG	TD
Newhouse	209	930	4.4	29	2
P. Pearson	133	509	3.8	32	2
Dennison	111	383	3.5	27	7
Staubach	55	316	5.7	17	4
Young	50	225	4.5	29	2
Richards	3	18	6.0	11	0
Hoopes	1	13	13.0	13	0
Longley	3	12	4.0	7	0
D. Pearson	1	11	11.0	11	0
Laidlaw	3	10	3.3	10	0
DuPree	1	3	3.0	3	0
Fugett	1	2	2.0	2	0

COWBOYS	571	2,432	4.3	32	17
Opponents	474	1,699	3.6	39	13

RECEIVING	ATT	YDS	AVG	LG	TD
D. Pearson	46	822	17.9	46	8
Fugett	38	488	12.8	54	3
Newhouse	34	275	8.1	23	0
P. Pearson	27	351	13.0	49	2
Richards	21	451	21.5	62	4
Young	18	184	10.2	42	1
Laidlaw	11	100	9.1	25	0
DuPree	9	138	15.3	28	1
Dennison	2	5	2.5	4	0
Breunig	1	21	21.0	21	0

COWBOYS	207	2,835	13.7	62	19
Opponents	162	2,318	14.3	80	19

INTERCEPTIONS	NO	YDS	AVG	LG	TD
Jordan	6	80	13.3	38	0
Renfro	4	70	17.5	22	0
Washington	4	26	6.5	23	0
Harris	3	58	19.3	27	1
Waters	3	55	18.5	35	1
Hughes	2	33	16.5	33	1
Peterson	1	19	19.0	19	0
Gregory	1	3	3.0	3	0
Jones	1	2	2.0	2	0

COWBOYS	25	346	13.8	38	3
Opponents	17	203	11.9	31	0

PUNTING	NO	YDS	AVG	TB	20 LG	BL	NET
Hoopes	68	2,676	39.4	8	15	55	1 33.2
COWBOYS	68	2,676	39.4	8	15	55	1 33.2
Opp.	82	3,247	39.6	7	20	64	1 34.1

PUNT RETURNS	NO	FC	YDS	AVG	LG	TD
Richards	28	13	288	10.3	43	1
Woolsey	4	2	25	6.3	15	0
COWBOYS	32	15	313	9.8	43	1
Opponents	37	8	261	7.1	34	0

KICKOFF RETURNS	NO	YDS	AVG	LG	TD
P. Pearson	16	391	24.4	42	0
Dennison	13	262	20.2	27	0
Woolsey	12	247	20.6	29	0
Henderson	4	130	32.5	97	1
Young	3	54	18.0	29	0
P. Howard	2	51	25.5	31	0
Breunig	2	13	6.5	7	0
Peterson	1	10	10.0	10	0
Waters	1	0	0.0	0	0

COWBOYS	54	1,158	21.4	97	1
Opponents	66	1,578	23.9	73	0

SCORE BY QUARTERS	1	2	3	4	OT	T
COWBOYS	36	115	88	105	6	350
Opponents	57	68	51	86	6	268

FIELD GOALS	11-19	20-29	30-39	40-49	50+
Fritsch	2-2	13-14	4-9	3-9	0-1

COWBOYS	2-2	13-14	4-9	3-9	0-1
Opponents	0-0	8-10	1-1	3-5	1-2

Fritsch: (32M,25,28M,39,19,31),(40,45B,39M),
(21,20,39),(24,22,32M),(50M,24),(20,49M,
41M,42),(33,43M,38M),(42B,21),(43,26),
(26,45M,20),(37M),(23),(19),(22)
Opponents: (,)(28),(21),(,)(24,29),(28),(43,29M,
45M),(51,44,54B),(29),(49M,23,22B),
(35),(27),(48),(,)

SCORING	TD	TOP	TOP	FG	PAT	S	TP
Fritsch	0	0	0	22/35	38/40	0	104
D. Pearson	0	8	0	0/0	0/0	0	48
Dennison	7	0	0	0/0	0/0	0	42
Richards	0	4	1a	0/0	0/0	0	30
P. Pearson	2	2	0	0/0	0/0	0	34
Staubach	4	0	0	0/0	0/0	0	24
Fugett	0	3	0	0/0	0/0	0	18
Young	2	1	0	0/0	0/0	0	12
Newhouse	2	0	0	0/0	0/0	0	18
DuPree	0	1	0	0/0	0/0	0	6
Harris	0	0	1b	0/0	0/0	0	6
Henderson	0	0	1c	0/0	0/0	0	6
Hughes	0	0	1d	0/0	0/0	0	6
Waters	0	0	1e	0/0	0/0	0	6
COWBOYS	17	19	5	22/35	38/40	0	350
Opponents	13	19	1	13/18	31/32	0	268

a 43 punt return vs. Philadelphia (10/26)
b 27 interception return vs. Washington (11/2)
c 97 kickoff return vs. St. Louis (9/28)
d 33 interception return vs. N.Y. Jets (12/21)
e 20 interception return vs. Washington (12/13)
* Matuszak fumble recovery in end zone vs.
Kansas City (11/10)

USUAL STARTERS

WR	Golden Richards	LE	Ed Jones
LT	Ralph Neely	LT	Jethro Pugh
LG	Burton Lawless(10)	RT	Larry Cole(8)
	Herb Scott(4)		Bill Gregory(6)
C	John Fitzgerald	RE	Harvey Martin
RG	Blaine Nye	LLB	Dave Edwards
RT	Rayfield Wright	MLB	Lee Roy Jordan
TE	Jean Fugett(9)	RLB	D.D. Lewis
	Billy Joe DuPree(5)	LCB	Mark Washington
WR	Drew Pearson	RCB	Mel Renfro
QB	Roger Staubach	SS	Charlie Waters
RB	Preston Pearson (10)	FS	Cliff Harris
	Doug Dennison (3)		
FB	Robert Newhouse		

PASSING	ATT	COMP	YDS	PCT	AVG	TD	PCT	INT	PCT	INT	LG	SKS/YDS	RATING
Staubach	348	198	2,666	56.9	7.66	17	4.9	16	4.6	62	36/213	78.6	
Longley	23	7	102	30.4	4.43	1	4.3	1	4.5	23	3/29	42.3	
Newhouse	2	1	46	50.0	23.00	1	50.0	0	0.0	46	0/0	95.8	
Hoopes	3	1	21	33.3	7.00	0	0.0	0	0.0	21	0/0	59.0	
COWBOYS	376	207	2,835	55.1	7.54	19	5.1	17	4.5	62	39/242	77.7	
Opponents	373	162	2,328	43.4	6.24	19	5.1	25	6.7	80	41/288	53.4	



1976 ★ DALLAS COWBOYS STATISTICS ★ 1976

RECORD 11-3
FIRST PLACE NFC EAST
HEAD COACH: TOM LANDRY

Date	W/L	Score	Opponent	Att.
9/12	W	27-7	PHILADELPHIA	54,052
9/19	W	24-6	@ New Orleans	61,413
9/26	W	30-27	BALTIMORE	64,237
10/3	W	28-13	@ Seattle	62,027
10/10	W	24-14	@ N. Y. Giants	76,042
10/17	L	17-21	@ St. Louis	50,317
10/24	W	31-21	CHICAGO	61,346
10/31	W	20-7	@ Washington	55,004
11/7	W	9-3	N.Y. GIANTS	58,870
11/15	W	17-10	BUFFALO	51,779
11/21	L	10-17	@ Atlanta	54,992
11/25	W	29-14	ST. LOUIS	62,498
12/5	W	26-7	@ Philadelphia	55,072
12/12	L	14-27	WASHINGTON	59,916

1976 DIVISIONAL PLAYOFF

12/19	L	12-14	LOS ANGELES	62,436
-------	---	-------	-------------	--------

TEAM STATISTICS	DALLAS	OPP
FIRST DOWNS	269	246
Rushing	111	113
Passing	140	111
Penalty	18	22
Third Down-Made/Att.	98/220	81/213
Third Down Efficiency	44.5	38.0
Fourth Down-Made/Att.	9/14	8/16
TOTAL NET YARDS	4,884	3,730
Avg. Per Game	348.9	266.4
Total Plays	958	919
Avg. Per Play	5.1	4.1
NET YARDS RUSHING	2,147	1,821
Avg. Per Game	153.4	130.1
Total Rushes	538	484
Avg. Per Rush	4.0	3.8
NET YARDS PASSING	2,737	1,909
Sacked/Yards Lost	30/230	44/327
Gross Yards	2,967	2,236
Attempts/Completions	390/222	391/187
Pct. of Completions	56.9	47.8
Had Intercepted	13	16
PUNTS/AVERAGE	72/38.0	92/40.0
Net Punting Average	31.2	31.7
PUNT RET./AVG.	45/10.9	28/9.0
KICKOFF RET./AVG.	42/24.5	62/20.6
INT./AVG. RET.	16/8.3	13/11.9
PENALTIES/YARDS	94/761	71/643
FUMBLES/BALL LOST	26/16	32/12
TOUCHDOWNS	34	25
Rushing	16	12
Passing	17	12
Returns	1	1
EXTRA POINTS/ATTEMPTS	34/34	23/25
FIELD GOALS/ATTEMPTS	18/23	7/12

RUSHING	ATT	YDS	AVG	LG	TD
Dennison	153	542	3.5	14	6
Newhouse	116	450	3.9	24	3
Laidlaw	94	424	4.5	28	3
P. Pearson	68	233	3.4	21	1
Young	48	208	4.3	24	0
Staubach	43	184	4.3	18	0
DuPree	7	50	7.1	13	3
D. Pearson	2	20	10.0	11	0
Saldi	1	19	19.0	19	0
D. White	6	17	2.8	14	0
COWBOYS	538	2,147	4.0	28	16
Opponents	484	1,821	3.8	35	12

RECEIVING	NO	YDS	AVG	LG	TD
D. Pearson	58	806	13.9	40	6
DuPree	42	680	16.2	38	2
Laidlaw	38	325	8.6	26	1
P. Pearson	23	316	13.7	30	2
Richards	19	414	21.8	56	3
Newhouse	15	86	5.7	16	0
Young	11	134	12.2	25	1
Dennison	8	67	8.4	33	0
Johnson	5	84	16.8	43	2
Barnes	1	43	43.0	43	0
Reece	1	6	6.0	6	0
Saldi	1	6	6.0	6	0
COWBOYS	222	2,967	13.4	56	17
Opponents	187	2,236	12.0	54	12

INTERCEPTIONS	NO	YDS	AVG	LG	TD
Washington	4	49	12.3	22	0
Harris	3	32	10.7	29	0
Renfro	3	23	7.7	23	0
Waters	3	6	2.0	5	0
Barnes	1	23	23.0	23	0
Hughes	1	0	0.0	0	0
Martin	1	0	0.0	0	0
COWBOYS	16	133	8.3	29	0
Opponents	13	155	11.9	37	1

PUNTING	NO	YDS	AVG	TB	IN20	LG	BL	NET
D. White	70	2,690	38.4	12	13	54	0	31.4
Herrera	2	49	24.5	0	2	27	0	24.5
COWBOYS	72	2,739	38.0	12	15	54	0	31.2
Opp.	92	3,681	40.0	14	16	58	2	31.7

PUNT RETURNS	NO	FC	YDS	AVG	LG	TD
Johnson	45	11	489	10.9	55	0
Waters	0	1	0	0.0	0	0
COWBOYS	45	12	489	10.9	55	0
Opponents	28	9	252	9.0	59	0

KICKOFF RETURNS	NO	YDS	AVG	LG	TD
Johnson	28	693	24.8	74	0
Jensen	13	313	24.1	35	0
Saldi	1	9	9.0	9	0
Henderson	0	12	12.0	12	0
COWBOYS	42	1,027	24.5	74	0
Opponents	62	1,275	20.6	35	0

SCORE BY QUARTERS	1	2	3	4	OT	T
COWBOYS	49	117	65	65	0	296
Opponents	17	58	34	85	0	194

FIELD GOALS	11-19	20-29	30-39	40-49	50+
Herrera	1-1	8-8	6-8	3-5	0-1
COWBOYS	1-1	8-8	6-8	3-5	0-1
Opponents	1-1	5-5	1-2	0-3	0-1

Herrera: (37.46), (25), (37.18.32), (50B.39M), (24.44M), (35), (22), (37.21), (22.30.20), (31M.43), (23), (41M.42), (21), (1)

Opponents: (45M), (55M), (44M.30.24), (1), (24B), (1), (1), (19), (44M.22), (21), (1), (25.27)

SCORING	TDR	TDP	TDR1	FG	PAT	\$	TP
Herrera	0	0	0	18/23	34/34	0	88
D. Pearson	0	6	1a	0/0	0/0	0	42
Dennison	6	0	0	0/0	0/0	0	36
Laidlaw	3	1	1	0/0	0/0	0	24
Newhouse	3	0	0	0/0	0/0	0	18
P. Pearson	1	2	0	0/0	0/0	0	18
Richards	0	3	0	0/0	0/0	0	18
Staubach	3	0	0	0/0	0/0	0	18
DuPree	0	2	0	0/0	0/0	0	12
Johnson	0	2	0	0/0	0/0	0	12
Young	0	1	0	0/0	0/0	0	6
Henderson	0	0	0	0/0	0/0	1+	2
Kyle	0	0	0	0/0	0/0	1S	2
COWBOYS	16	17	1	18/23	34/34	2	296
Opponents	12	12	1*	7/12	23/25	0	194

a Fumble recovery in end zone vs. New Orleans (9/19)

* Blocked punt out of end zone vs. St. Louis (11/25)

\$ Blocked punt out of end zone vs. Philadelphia (12/5)

* Hartenstein 12 interception return vs. Chicago (10/24)

USUAL STARTERS

WR Golden Richards(9)	LE Ed Jones
Jay Saldi(3)	LT Jethro Pugh
LT Ralph Neely	RT Larry Cole(8)
LG Herb Scott(10)	Bill Gregory(6)
Burton Lawless(4)	RE Harvey Martin
C John Fitzgerald	LLB Bob Breunig
RG Blaine Nye	MLB Lee Roy Jordan
RT Rayfield Wright	RLB D.D. Lewis
TE Billy Joe DuPree	LCB Benny Barnes
WR Drew Pearson	RCB Mel Renfro(9)
QB Roger Staubach	Mark Washington(5)
RB Doug Dennison	SS Charlie Waters
FB Scott Laidlaw(7)	FS Cliff Harris
Robert Newhouse(7)	

PASSING	ATT	COMP	YDS	PCT	AVG	TD	INT	PCT	INT	LG	SKS/YDS	RATING
Staubach	369	208	2,715	56.4	7.36	14	3.8	11	3.0	53	29/215	79.9
D. White	20	13	213	65.0	10.65	2	10.0	2	10.0	56	1/15	94.4
D. Pearson	1	1	39	100.0	39.00	1	100.0	0	0.0	39	0/0	118.8
COWBOYS	390	222	2,967	56.9	7.61	17	4.4	13	3.3	56	30/230	82.1
Opponents	391	187	2,236	47.8	5.72	12	3.1	16	4.1	54	44/327	59.0



1977 ★ DALLAS COWBOYS STATISTICS ★ 1977

RECORD: 12-2
FIRST PLACE NFC EAST
HEAD COACH: TOM LANDRY

Date	W/L	Score	Opponent	Att.
9/18	W	16-10	@ Minnesota (OT)	47,678
9/25	W	41-21	N.Y. GIANTS	64,215
10/2	W	23-7	TAMPA BAY	55,316
10/9	W	30-24	@ St. Louis	50,129
10/16	W	34-16	WASHINGTON	62,115
10/23	W	16-10	@ Philadelphia	65,507
10/30	W	37-0	DETROIT	63,160
11/6	W	24-10	@ N.Y. Giants	74,532
11/14	L	17-24	ST. LOUIS	64,038
11/20	L	13-28	@ Pittsburgh	49,761
11/27	W	14-7	@ Washington	55,031
12/4	W	24-14	PHILADELPHIA	60,289
12/12	W	42-35	@ San Francisco	55,848
12/18	W	14-6	DENVER	63,752

1977 DIVISIONAL PLAYOFF

12/26	W	37-7	CHICAGO	62,920
-------	---	------	---------	--------

1977 NFC CHAMPIONSHIP GAME

1/1/78	W	23-6	MINNESOTA	61,968
--------	---	------	-----------	--------

SUPER BOWL XII

(New Orleans)

1/15/78W	27-10	Denver	76,400
----------	-------	--------	--------

TEAM STATISTICS	DALLAS	OPP
FIRST DOWNS	272	205
Rushing	118	88
Passing	136	94
Penalty	18	23
Third Down-Made/Att	90/213	69/207
Third Down Efficiency	42.3	33.3
Fourth Down-Made/Att	3/5	10/16
TOTAL NET YARDS	4,812	3,213
Avg. Per Game	343.7	229.5
Total Plays	969	880
Avg. Per Play	5.0	3.7
NET YARDS RUSHING	2,369	1,651
Avg. Per Game	169.2	117.9
Total Rushes	564	457
Avg. Per Rush	4.2	3.6
NET YARDS PASSING	2,443	1,562
Sacked/Yards Lost	33/246	53/429
Gross Yards	2,689	1,991
Attempts/Completions	372/215	370/154
Pct. of Completions	57.8	41.6
Had Intercepted	10	21
PUNTS/AVERAGE	83/38.7	103/37.1
Net Punting Average	32.4	31.1
PUNT RET./AVG.	61/8.9	36/7.8
KICKOFF RET./AVG.	44/24.3	71/22.7
INT./AVG. RET.	21/10.9	10/18.4
PENALTIES/YARDS	106/865	78/731
FUMBLES/BALL LOST	26/14	22/10
TOUCHDOWNS	42	26
Rushing	21	9
Passing	18	14
Returns	3	3
EXTRA POINTS/ATTEMPTS	39/41	26/26
FIELD GOALS/ATTEMPTS	18/29	10/15
AVG. TIME OF POSS.	32:37	27:23

RUSHING	ATT	YDS	AVG	LG	TD
Dorsett	208	1,007	4.8	84	12
Newhouse	180	721	4.0	29	3
P. Pearson	89	341	3.8	22	1
Staubach	51	171	3.4	33	3
Dennison	12	60	5.0	17	1
Brinson	8	28	3.5	20	1
D. Pearson	2	22	11.0	11	0
Laidlaw	9	15	1.7	8	0
DuPre	3	9	3.0	7	0
D. White	1	-2	-2.0	-2	0
Johnson	1	-3	-3.0	-3	0
COWBOYS	564	2,369	4.2	84	21
Opponents	457	1,651	3.6	62	9

RECEIVING	ATT	YDS	AVG	LG	TD
D. Pearson	48	870	18.1	67	2
P. Pearson	46	535	11.6	36	4
Dorsett	29	273	9.4	23	1
DuPre	28	347	12.4	23	3
Richards	17	225	13.2	50	3
Newhouse	16	106	6.6	41	1
Johnson	12	135	11.3	22	1
Saldi	11	108	9.8	23	2
Laidlaw	5	60	12.0	18	1
Hill	2	21	10.5	12	0
Dennison	1	9	9.0	9	0
COWBOYS	215	2,689	12.5	67	18
Opponents	154	1,991	12.9	60	14

INTERCEPTIONS	NO	YDS	AVG	LG	TD
Harris	5	7	1.4	7	0
Henderson	3	79	26.3	79	1
Waters	3	11	3.7	6	0
Washington	2	32	16.0	21	0
Renfro	2	28	14.0	25	0
Hughes	2	19	9.5	11	0
Lewis	1	29	29.0	29	0
Breunig	1	15	15.0	15	0
Kyle	1	9	9.0	9	0
Hegman	1	0	0.0	0	0
COWBOYS	21	229	10.9	79	1
Opponents	10	184	18.4	48	0

PUNTING	NO	YDS	AVG	TB/IN20	LG	BL	NET
D. White	81	3,171	39.6	10	25	57	1 33.2
Herrera	2	44	22.0	0	2	28	0 22.0
COWBOYS	83	3,215	38.7	10	27	57	1 32.4
Opp.	103	3,825	37.1	4	10	65	0 31.1

PUNT RETURNS	NO	FC	YDS	AVG	LG	TD
Johnson	50	15	423	8.5	38	0
Hill	10	1	124	12.4	29	0
Harris	1	0	-2	-2.0	-2	0
COWBOYS	61	16	545	8.9	38	0
Opponents	36	8	280	7.8	68	1

KICKOFF RETURNS	NO	YDS	AVG	LG	TD
Johnson	22	536	24.4	64	0
Brinson	17	409	24.1	41	0
Hill	3	64	21.3	29	0
Dennison	1	30	30.0	30	0
Henderson	1	8	8.0	8	0
DuPre	0	24	24.0	24	0
COWBOYS	44	1,071	24.3	64	0
Opponents	71	1,614	22.7	48	0

PASSING	ATT	COMP	YDS	PCT	ATT	PCT	INT	PCT	INT	LG	SKS/YDS	RATING
Staubach	361	210	2,620	58.2	726	18	5.0	9	2.5	67	30/219	87.1
D. White	10	4	35	40.0	3.50	0	0.0	1	10.0	12	2/15	45.8
Dorsett	1	1	34	100.0	34.00	0	0.0	0	0.0	34	0/0	118.8
Watters	0	0	0	0.0	0.00	0	0.0	0	0.0	0	1/12	42.3
COWBOYS	372	215	2,689	57.8	723	18	4.8	10	2.7	67	33/246	85.1
Opponents	370	154	1,991	41.6	538	14	3.8	21	5.7	60	53/429	48.0

SCORE BY	QUARTERS	1	2	3	4	OT	T
COWBOYS		64	129	53	93	6	345
Opponents		33	73	69	37	0	212

FIELD GOALS	11-19	20-29	30-39	40-49	50+
Herrera	2-2	5-7	4-8	6-11	1-1
COWBOYS	2-2	5-7	4-8	6-11	1-1
Opponents	0-0	3-3	4-5	1-4	2-3

Herrera: (40.27M), (37.41.38B), (32.31M, 19.20), (29.46M, 40.44), (44.8, 44.52), (34M, 49M, 18), (21.45.30), (35), (21), (1), (1), (24), (49M), (38M, 35M, 28M)
 Opponents: (31M, 35), (1), (1), (32), (25, 40.53), (32), (1), (50M, 51), (26), (1), (41M, 40M, 43M), (1), (1), (22, 37)

SCORING	TDR	TOP	TOR	FG	PAT	S	TP
Herrera	0	0	0	18/29	39/41	0	93
Dorsett	12	1	0	0/0	0/0	0	78
P. Pearson	1	4	0	0/0	0/0	0	30
Newhouse	3	1	0	0/0	0/0	0	24
DuPre	0	3	0	0/0	0/0	0	18
Richards	0	3	0	0/0	0/0	0	18
Saldi	0	2	1a	0/0	0/0	0	18
Staubach	3	0	0	0/0	0/0	0	18
D. Pearson	0	2	0	0/0	0/0	0	12
Brinson	1	0	0	0/0	0/0	0	6
Dennison	1	0	0	0/0	0/0	0	6
Henderson	0	0	1b	0/0	0/0	0	6
Johnson	0	1	0	0/0	0/0	0	6
Laidlaw	0	1	0	0/0	0/0	0	6
Waters	0	0	1c	0/0	0/0	0	6
COWBOYS	21	18	3	18/29	39/41	0	345
Opponents	9	14	3*	10/15	26/26	0	212

a 8 fumble return vs. N. Y. Giants (11/6)
 b 79 interception return vs. Tampa Bay (10/2)
 c 17 blocked punt return vs. Philadelphia (10/23)
 * Hammond 68 punt return vs. N. Y. Giants (9/25)
 Wood 37 fumble return vs. Tampa Bay (10/2)
 Davis 35 fumble return vs. St. Louis (10/9)

USUAL STARTERS

WR Golden Richards	LE Ed Jones
LT Ralph Neely	LT Jeffery Pugh
LG Herb Scott(10)	RT Randy White
Burton Lawless(4)	RE Harvey Martin
C John Fitzgerald	MLB Thomas Henderson
RG Tom Rafferty	LLB Bob Breunig
RT Pat Donovan	RLB D.D. Lewis
TE Billy Joe DuPre	LCB Benny Barnes
WR Drew Pearson	RCB Aaron Kyle(10)
QB Roger Staubach	Mark Washington(4)
RB Preston Pearson(10)	SS Charlie Waters
Tony Dorsett(4)	FS Cliff Harris
FB Robert Newhouse	



HISTORY

1978 ★ DALLAS COWBOYS STATISTICS ★ 1978

RECORD: 12-4
FIRST PLACE, NFC EAST
HEAD COACH: TOM LANDRY

Date	W/L	Score	Opponent	Att.
9/4	W	38-0	BALTIMORE	64,224
9/10	W	34-24	@ N.Y. Giants	73,265
9/17	L	14-27	@ Los Angeles	65,749
9/24	W	21-12	ST. LOUIS	62,760
10/2	L	5-9	@ Washington	55,031
10/8	W	24-3	N.Y. GIANTS	63,420
10/15	W	24-21	@ St. Louis (OT)	48,991
10/22	W	14-7	PHILADELPHIA	60,525
10/26	L	10-21	MINNESOTA	61,848
11/5	L	16-23	@ Miami	69,414
11/12	W	42-14	@ Green Bay	55,256
11/19	W	27-7	NEW ORLEANS	57,920
11/23	W	37-10	WASHINGTON	64,905
12/3	W	17-10	NEW ENGLAND	63,263
12/10	W	31-13	@ Philadelphia	64,667
12/17	W	30-7	@ N.Y. Jets	52,532

1978 DIVISIONAL PLAYOFF

12/30 W 27-20 ATLANTA 60,338

1978 NFC CHAMPIONSHIP GAME

1/7/79 W 28-0 @ Los Angeles 67,470

SUPER BOWL XIII

(Miami)

1/21/79 L 31-35 Pittsburgh 78,656

TEAM STATISTICS

	DALLAS	OPP
FIRST DOWNS	342	232
Rushing	146	83
Passing	167	128
Penalty	29	21
Third Down-Made/Att.	118/235	78/220
Third Down Efficiency	50.2	35.5
Fourth Down-Made/Att.	4/8	8/13
TOTAL NET YARDS	5,959	4,009
Avg. Per Game	372.4	250.6
Total Plays	1,107	967
Avg. Per Play	5.4	4.1
NET YARDS RUSHING	2,783	1,721
Avg. Per Game	173.9	107.6
Total Rushes	625	477
Avg. Per Rush	4.5	3.6
NET YARDS PASSING	3,176	2,288
Sacked/Yards Lost	33/229	58/442
Gross Yards	3,405	2,730
Attempts/Completions	449/251	432/202
Pct. of Completions	55.9	46.8
Had Intercepted	17	23
PUNTS/AVERAGE	77/39.9	108/39.2
Net Punting Average	33.1	32.4
PUNT RET./AVG.	63/8.0	40/7.8
KICKOFF RET./AVG.	47/19.1	73/23.4
INT./AVG. RET.	23/13.7	17/10.4
PENALTIES/YARDS	96/816	95/783
FUMBLES/BALL LOST	36/18	27/13
TOUCHDOWNS	48	25
Rushing	22	13
Passing	25	11
Returns	1	1
EXTRA POINTS/ATTEMPTS	46/48	23/25
FIELD GOALS/ATTEMPTS	16/26	11/22
AVG. TIME OF POSS.	32:24	27:36

RUSHING	ATT	YDS	AVG	LG	TD
Dorsett	290	1,325	4.6	63	7
Newhouse	140	584	4.2	24	8
Laidlaw	75	312	4.2	59	3
Staubach	42	182	4.3	23	1
P. Pearson	25	104	4.2	18	0
Brinson	18	96	5.3	39	2
Dennison	14	75	5.4	23	1
Blackwell	9	37	4.1	13	0
D. Pearson	3	29	9.7	33	0
Hill	3	17	5.7	14	0
DuPree	1	15	15.0	15	0
D. White	5	7	1.4	4	0
COWBOYS	625	2,783	4.5	63	22
Opponents	477	1,721	3.6	52	13

RECEIVING	NO	YDS	AVG	LG	TD
P. Pearson	47	526	11.2	34	0
Hill	46	823	17.9	54	6
D. Pearson	44	714	16.2	53	3
Dorsett	37	378	10.2	91	2
DuPree	34	509	15.0	38	9
Newhouse	20	176	8.8	24	2
Johnson	12	155	12.9	23	0
Laidlaw	6	108	18.0	44	1
Saldi	3	8	2.7	5	2
Dennison	1	6	6.0	6	0
Richards	1	2	2.0	2	0
COWBOYS	251	3,405	13.6	91	25
Opponents	202	2,730	13.5	51	11

INTERCEPTIONS	NO	YDS	AVG	LG	TD
Barnes	5	72	14.4	38	0
Waters	4	61	15.3	22	0
Harris	4	26	6.5	23	0
Kyle	3	20	6.7	17	0
Hughes	2	80	40.0	56	0
Thurman	2	35	17.5	23	0
Cole	1	13	13.0	13	0
Martin	1	7	7.0	7	0
Breunig	1	2	2.0	2	0
COWBOYS	23	316	13.7	56	0
Opponents	17	176	10.4	43	1

PUNTING	NO	YDS	AVG	TB IN20	LG	BL	NET
D. White	77	3,076	39.9	11	16	56	1 33.1
COWBOYS	77	3,076	39.9	11	16	56	1 33.1
Opp.	108	4,257	39.4	13	16	61	0 32.4

PUNT RETURNS	NO	FC	YDS	AVG	LG	TD
Johnson	51	12	401	7.9	23	0
Hill	11	0	101	9.2	20	0
Thurman	1	0	0	0.0	0	0
COWBOYS	63	12	502	8.0	23	0
Opponents	40	13	311	7.8	38	0

KICKOFF RETURNS	NO	YDS	AVG	LG	TD
Johnson	29	603	20.8	56	0
Brinson	6	93	15.5	31	0
Blackwell	3	70	23.3	31	0
Dennison	3	63	21.0	24	0
Thurman	3	42	14.0	20	0
R. White	1	15	15.0	15	0
Lawless	1	10	10.0	10	0
Saldi	1	0	0.0	0	0
COWBOYS	47	896	19.1	56	0
Opponents	73	1,709	23.4	57	0

SCORE BY QUARTERS	1	2	3	4	OT	T
COWBOYS	58	121	118	84	3	384
Opponents	83	43	25	57	0	208

FIELD GOALS	11-19	20-29	30-39	40-49	50+
Septien	2-3	8-8	3-5	6-11	0-0
COWBOYS	2-3	8-8	3-5	6-11	0-0
Opponents	0-0	3-3	3-7	4-10	1-2

Septien: (18M,45M,48), (1,49M), (1,19), (22), (49M,47), (40M), (25), (30,39,24), (33M), (47M,24,26), (33,21,38M,44), (26), (44M, 18,43M), (22)
Opponents: (37M), (42), (47M), (23,47M,44B,42M), (52,42,27), (37), (33M), (1,47M), (45,23, 33), (1,1), (48,53B), (46B,30,36B,39M), (1,)

SCORING	TDR	TOP	TOR	FG	PAT	S	TP
Septien	0	0	0	16/26	46/47	0	94
Dorsett	7	2	1a	0/0	0/0	0	60
Newhouse	8	2	0	0/0	0/0	0	60
DuPree	0	9	0	0/0	0/0	0	54
Hill	0	6	0	0/0	0/0	0	36
Laidlaw	3	1	0	0/0	0/0	0	24
D. Pearson	0	3	0	0/0	0/0	0	18
Brinson	2	0	0	0/0	0/0	0	12
Saldi	0	2	0	0/0	0/0	0	12
Dennison	1	0	0	0/0	0/0	0	6
Staubach	1	0	0	0/0	0/0	0	6
Waters	0	0	0	0/0	0/0	1	2
COWBOYS	22	25	1	16/26	46/48	1	384
Opponents	13	11	1*	11/22	23/25	1	282

a 54 fumble return vs. N.Y. Jets (12/17)
+ sacked Theismann in end zone vs. Washington (10/2)
* Perry 43 interception return vs. Los Angeles (9/17)
Thaxton blocked punt out of end zone vs. St. Louis (9/24)
% missed PAT @ N.Y. Giants (9/10)
\$ fumbled snap on PAT @ N.Y. Jets (12/17)

USUAL STARTERS

WR Tony Hill	LE Ed Jones
LT Pat Donovan	LT Jethro Pugh(13)
LG Herb Scott	LG Larry Cole(3)
C John Fitzgerald	RT Randy White
RG Tom Rafferty	RE Harvey Martin
RT Rayfield Wright(11)	LLB Tomas Henderson
Andy Fredrick(3)	MLB Bob Breunig
TE Billy Joe DuPree	RLB D.D. Lewis
WR Drew Pearson	LCB Benny Barnes
QB Roger Staubach	RCB Aaron Kyle
RB Tony Dorsett	SS Charlie Waters
FB Robert Newhouse(12)	FS Cliff Harris
Scott Laidlaw(4)	

PASSING	ATT	COMP	YDS	PCT	AVG	ATT	PCT	PCT	LG	SKS/YDS	RATING
Staubach	413	231	3,190	55.9	7.72	25	6.1	16	3.9	911	84.9
D. White	34	20	215	58.8	6.32	0	0.0	1	2.9	35	11.0
Hill	1	0	0	0.0	0.00	0	0.0	0	0.0	0	65.3
Dorsett	1	0	0	0.0	0.00	0	0.0	0	0.0	0	42.3
COWBOYS	449	251	3,405	55.9	7.58	25	5.6	17	3.8	911	83.1
Opponents	432	202	2,730	46.8	6.32	11	2.5	23	5.3	51	58.442

1979 ★ DALLAS COWBOYS STATISTICS ★ 1979

Record: 11-5
First Place, NFC East
Head Coach: Tom Landry

Date	W/L	Score	Opponent	Att.
9/2	W	22-21	@ St. Louis	50,855
9/9	W	21-13	@ San Francisco	56,728
9/16	W	24-20	CHICAGO	64,056
9/24	L	7-26	@ Cleveland	80,123
9/30	W	38-13	CINCINNATI	63,179
10/7	W	36-20	@ Minnesota	47,572
10/14	W	30-6	LOS ANGELES	64,462
10/21	W	22-13	ST. LOUIS	64,300
10/28	L	3-14	@ Pittsburgh	50,199
11/4	W	16-14	@ N. Y. GIANTS	76,490
11/12	L	21-31	PHILADELPHIA	62,417
11/18	L	20-34	@ Washington	55,031
11/22	L	24-30	HOUSTON	63,897
12/2	W	28-7	N. Y. GIANTS	63,787
12/8	W	24-17	@ Philadelphia	71,434
12/16	W	35-34	WASHINGTON	62,867

1979 DIVISIONAL PLAYOFF

12/30	L	19-21	LOS ANGELES	64,792
-------	---	-------	-------------	--------

TEAM STATISTICS	DALLAS	OPP
FIRST DOWNS	339	259
Rushing	122	105
Passing	195	135
Penalty	22	19
Third Down-Made/Att.	120/241	80/228
Third Down Efficiency	49.8	35.1
Fourth Down-Made/Att.	2/9	5/11
TOTAL NET YARDS	5,968	4,586
Avg. Per Game	373.0	286.6
Total Plays	1,122	978
Avg. Per Play	5.3	4.7
NET YARDS RUSHING	2,375	2,115
Avg. Per Game	148.4	132.2
Total Rushes	578	500
Avg. Per Rush	4.1	4.2
NET YARDS PASSING	3,593	2,471
Sacked/Yards Lost	41/290	43/362
Gross Yards	3,883	2,833
Attempts/Completions	503/287	435/207
Pct. of Completions	57.1	47.6
Had Intercepted	13	13
PUNTS/AVERAGE	76/41.7	96/40.8
Net Punting Average	36.0	35.7
PUNT RET./AVG.	51/6.5	34/7.4
KICKOFF RET./AVG.	68/19.4	68/23.2
INT./AVG. RET.	13/14.8	13/8.8
PENALTIES/YARDS	100/845	70/704
FUMBLES/BALL LOST	33/21	20/10
TOUCHDOWNS	45	38
Rushing	15	15
Passing	29	21
Returns	1	2
EXTRA POINTS/ATTEMPTS	40/45	34/38
FIELD GOALS/ATTEMPTS	19/29	17/27
AVG. TIME OF POSS.	32:57	27:03

PASSING	ATT	COMP	YDS	PCT	AVG	PCT	PCT	LG	SKS/YDS	RATING
Staubach	461	267	3,586	57.9	7.78	27	5.9	11	2.4	751
D. White	39	19	267	48.7	6.85	1	2.6	2	5.1	45.6
Spinks	3	1	30	33.0	10.00	1	33.0	0	0.0	301
COWBOYS	503	287	3,883	57.1	7.72	29	5.8	13	2.6	751
Opponents	435	207	2,833	47.6	6.51	21	4.8	13	3.0	641

RUSHING	ATT	YDS	AVG	LG	TD
Dorsett	250	1,107	4.4	41	6
Newhouse	124	449	3.6	21	3
Springs	67	248	3.7	15	2
Laidlaw	69	236	3.4	15	3
Staubach	37	172	4.5	20	0
Brinson	14	48	3.6	10	0
D. Pearson	3	27	9.0	16	0
D. White	1	25	25.0	25	0
DuPre	2	19	9.5	20	0
Hill	2	18	9.9	12	0
P. Pearson	7	14	2.0	11	1
Johnson	1	13	13.0	13	0
Saldi	1	-1	-1.0	-1	0
COWBOYS	578	2,375	4.1	41	15
Opponents	500	2,115	4.2	76	15

RECEIVING	ATT	YDS	AVG	LG	TD
Hill	60	1,062	17.7	75	10
D. Pearson	55	1,026	18.7	56	8
Dorsett	45	375	8.3	32	1
DuPre	29	324	11.2	33	5
P. Pearson	26	333	12.8	26	1
Springs	25	251	10.0	27	1
Saldi	14	181	12.9	23	1
Laidlaw	12	59	4.9	12	0
Newhouse	7	55	7.9	21	1
Johnson	6	105	17.5	28	1
Cosbie	5	36	7.2	12	0
Wilson	3	76	25.3	45	0
COWBOYS	287	3,883	13.5	75	29
Opponents	207	2,833	13.7	64	21

INTERCEPTIONS	NO	YDS	AVG	LG	TD
Hughes	2	91	45.5	68	0
Harris	2	35	17.5	20	0
Barnes	2	20	10.0	11	0
Lewis	2	8	4.0	5	0
Kyle	2	0	0.0	0	0
Mitchell	1	36	36.0	36	0
Thornton	1	3	3.0	3	0
Thurman	1	0	0.0	0	0
COWBOYS	13	193	14.8	68	0
Opponents	13	114	8.8	39	1

PUNTING	NO	YDS	AVG	TB/IN20	LG	BL	NET
D. White	76	3,168	41.7	9	21	73	0
COWBOYS	76	3,168	41.7	9	21	73	0
Opp.	96	3,921	40.8	8	17	72	0

PUNT RETURNS	NO	FC	YDS	AVG	LG	TD
Wilson	35	12	236	6.8	13	0
Manning	10	2	55	5.5	17	0
Hill	6	1	43	7.2	12	0
COWBOYS	51	15	334	6.5	17	0
Opponents	34	18	252	7.4	31	0

KICKOFF RETURNS	NO	YDS	AVG	LG	TD
Springs	38	780	20.5	70	0
Wilson	19	328	17.2	26	0
Manning	7	145	20.7	47	0
Brinson	2	29	14.5	17	0
Hill	1	32	32.0	32	0
Huther	1	8	8.0	8	0
COWBOYS	68	1,322	19.4	70	0
Opponents	68	1,580	23.2	106	1

SCORE BY QUARTERS	1	2	3	4	OT	T
COWBOYS	73	102	87	109	0	371
Opponents	87	88	60	78	0	313

FIELD GOALS	11-19	20-29	30-39	40-49	50+
Septien	0-0	7-7	7-11	3-8	2-3
COWBOYS	0-0	7-7	7-11	3-8	2-3
Opponents	0-0	4-4	4-6	7-13	2-4

Septien: (37.50M,24.27),(23.51),(46.43M),(34B,47M),(26),(34),(32),(51.47M,29),(32,32M),(26.37,22),(47M),(34.37),(44),(34M,31M,46M),(40),(1)

Opponents: (60M),(30.35M,44),(1),(48.38),(37,35),(42.41),(51.41,48M,40B),(32M),(48M),(45M,59.52M,45M),(44M,46,45),(27),(1),(27),(24,24)

SCORING	TDR	TDP	TDR1	FG	PAT	S	TP
Septien	0	0	0	19/29	40/44	0	97
Hill	0	10	0	0/0	0/0	0	60
D. Pearson	0	8	0	0/0	0/0	0	48
Dorsett	6	1	0	0/0	0/0	0	42
DuPre	0	5	0	0/0	0/0	0	30
Newhouse	3	1	0	0/0	0/0	0	24
Laidlaw	3	0	0	0/0	0/0	0	18
Springs	2	1	0	0/0	0/0	0	18
P. Pearson	1	1	0	0/0	0/0	0	12
Barnes	0	0	1a	0/0	0/0	0	6
Johnson	0	1	0	0/0	0/0	0	6
Saldi	0	1	0	0/0	0/0	0	6
COWBOYS	15	29	1	19/29	40/45	0	371
Opponents	15	21	2*	17/27	34/38	0	313

a 33 fumble return vs. Minnesota (10/7)

* Darden 39 interception return vs. Cleveland (9/24)

Green 108 kickoff return vs. St. Louis (10/21)

USUAL STARTERS

WR Tony Hill	LE Larry Cole(12)
LT Pat Donovan	John Dutton(4)
LG Herb Scott	LT Dave Stalls(12)
C John Fitzgerald	Larry Cole(4)
RG Tom Rafferty	RT Randy White
RT Jim Cooper(11)	RE Harvey Martin
Rayfield Wright(5)	LLB Thomas Henderson(10)
TE Billy Joe DuPre	Mike Hagman(5)
WR Drew Pearson	MLB Bob Breunig
QB Roger Staubach	RLB D.D. Lewis
RB Tony Dorsett	RCB Benny Barnes
FB Robert Newhouse(12)	Scott Aaron Kyle
Scott Laidlaw(3)	SS Randy Hughes
	FS Cliff Harris



HISTORY

1980 ★ DALLAS COWBOYS STATISTICS ★ 1980

RECORD: 12-4
SECOND PLACE, NFC EAST
HEAD COACH: TOM LANDRY

Date	W/L Score	Opponent	Att.
9/8	W 17-3	@ Washington	55,045
9/14	L 20-41	@ Denver	74,919
9/21	W 28-17	TAMPA BAY	62,750
9/28	W 28-7	@ Green Bay	54,776
10/5	W 24-3	N. Y. GIANTS	59,126
10/12	W 59-14	SAN FRANCISCO	63,399
10/19	L 10-17	@ Philadelphia	70,696
10/26	W 42-31	SAN DIEGO	60,639
11/2	W 27-24	@ St. Louis	50,701
11/9	L 35-38	@ N. Y. Giants	68,343
11/16	W 31-21	ST. LOUIS	52,567
11/23	W 14-10	WASHINGTON	58,809
11/27	W 51-7	SEATTLE	57,540
12/7	W 19-13	@ Oakland	53,194
12/15	L 14-38	@ Los Angeles	65,154
12/21	W 35-27	PHILADELPHIA	62,548

1980 NFC WILD CARD GAME

12/28	W 34-13	LOS ANGELES	64,533
-------	---------	-------------	--------

1980 DIVISIONAL PLAYOFF

1/4/81	W 30-27	@ Atlanta	60,022
--------	---------	-----------	--------

1980 NFC CHAMPIONSHIP GAME

1/11/81	L 7-20	@ Philadelphia	70,696
---------	--------	----------------	--------

TEAM STATISTICS	DALLAS	OPP
FIRST DOWNS	337	296
Rushing	143	98
Passing	171	160
Penalty	23	28
Third Down-Made/Att.	130/243	88/222
Third Down Efficiency	53.5	39.6
Fourth Down-Made/Att.	5/11	7/15
TOTAL NET YARDS	5,468	5,279
Avg. Per Game	341.8	329.9
Total Plays	1,075	996
Avg. Per Play	5.1	5.3
NET YARDS RUSHING	2,346	2,069
Avg. Per Game	146.6	129.3
Total Rushes	594	469
Avg. Per Rush	4.0	4.4
NET YARDS PASSING	3,104	3,205
Sacked/Yards Lost	31/252	43/358
Gross Yards	3,356	3,563
Attempts/Completions	449/265	484/231
Pct. of Completions	59.6	47.7
Had Intercepted	25	27
PUNTS/AVERAGE	71/40.8	76/43.5
Net Punting Average	34.8	34.7
PUNT RET./AVG.	55/10.1	31/6.6
KICKOFF RET./AVG.	58/21.7	73/21.5
INT./AVG. RET.	27/19.4	25/7.2
PENALTIES/YARDS	107/908	106/989
FUMBLES/BALL LOST	27/14	33/20
TOUCHDOWNS	60	38
Rushing	26	15
Passing	30	21
Returns	4	2
EXTRA POINTS/ATTEMPTS	59/60	38/38
FIELD GOALS/ATTEMPTS	11/17	15/28
AVG. TIME OF POSS.	32:46	27:14

RUSHING	ATT	YDS	AVG	LG	TD
Dorsett	278	1,185	4.3	56	11
Newhouse	118	451	3.8	29	6
Springs	89	326	3.7	20	6
J. Jones	41	135	3.4	9	0
D. White	27	114	4.2	48	1
Newsome	23	73	3.1	23	2
D. Pearson	3	31	10.3	32	0
Hill	4	27	6.8	15	0
DuPree	4	19	4.8	11	0
Carano	4	6	1.5	5	0
P. Pearson	3	6	2.0	2	0
COWBOYS	594	2,373	4.0	56	26
Opponents	469	2,069	4.4	51	15

RECEIVING	NO	YDS	AVG	LG	TD
Hill	60	1,055	17.6	58	8
D. Pearson	43	568	13.2	30	6
Dorsett	34	263	7.7	27	0
DuPree	29	312	10.8	39	7
Saldi	25	311	12.4	43	1
P. Pearson	20	213	10.7	20	2
Johnson	19	263	13.7	29	4
Springs	15	212	14.1	58	1
Newhouse	8	75	9.4	18	0
J. Jones	5	39	7.8	16	0
Newsome	4	43	10.6	16	0
Cosbie	2	11	5.5	5	1
D. White	1	-9	-9.0	-9	0
COWBOYS	265	3,356	12.7	58	30
Opponents	231	3,563	15.4	69	21

INTERCEPTIONS	NO	YDS	AVG	LG	TD
Thurman	5	114	22.8	78	1
Waters	5	78	15.6	29	0
Wilson	4	82	20.5	35	0
Mitchell	3	56	18.7	56	0
Breuing	3	34	11.3	15	0
Dickerson	2	46	23.0	34	0
Hegman	2	2	1.0	2	0
Cole	1	43	43.0	43	1
Dutton	1	38	38.0	38	1
Barnes	1	30	30.0	30	0
COWBOYS	27	523	19.4	78	3
Opponents	25	179	7.2	36	1

PUNTING	NO	YDS	AVG	TB	IN	LG	BL	NET
D. White	71	2,903	40.9	11	17	58	0	34.8
COWBOYS	71	2,903	40.9	11	17	58	0	34.8
Opp.	76	3,304	43.5	6	14	58	0	34.7

PUNT RETURNS	NO	FC	YDS	AVG	LG	TD
J. Jones	54	4	548	10.1	52	0
Solomon	1	0	8	8.0	8	0
COWBOYS	55	4	556	10.1	52	0
Opponents	31	10	206	6.6	27	0

KICKOFF RETURNS	NO	YDS	AVG	LG	TD
J. Jones	32	720	22.5	41	0
Newsome	12	293	24.4	36	0
Wilson	7	139	19.9	34	0
Hurt	4	71	17.8	24	0
Saldi	1	23	23.0	23	0
Cosbie	1	13	13.0	13	0
Waters	1	0	0.0	0	0
COWBOYS	58	1,259	21.7	41	0
Opponents	73	1,568	21.5	53	0

SCORE BY QUARTERS	1	2	3	4	OT	T
COWBOYS	96	153	86	119	0	454
Opponents	66	123	44	78	0	311

FIELD GOALS	11-19	20-29	30-39	40-49	50+
Septien	1-1	3-4	6-6	0-3	1-3
COWBOYS	1-1	3-4	6-6	0-3	1-3
Opponents	1-1	5-8	3-7	4-9	2-3

Septien: (19), (30/37), (1), (1), (38/27M), (26/40M), (33), (43M/42M/44M), (28/32), (1), (23), (1), (1), (52, 34), (51M), (1)
Opponents: (45M/29M/45), (46/55), (22/35M), (1), (33M/53M/51), (1), (35/38M), (45/45M), (42), (27), (44M), (34), (1), (22/41M/38), (33M/27), (43M/27M/29, 25M/19)

SCORING	TDR	TD	TDRI	FG	PAT	S	TP
Septien	0	0	0	11/17	59/60	0	92
Dorsett	11	0	0	0/0	0/0	0	66
Hill	0	8	0	0/0	0/0	0	48
Springs	6	1	0	0/0	0/0	0	42
DuPree	0	7	0	0/0	0/0	0	42
Newhouse	6	0	0	0/0	0/0	0	36
D. Pearson	0	6	0	0/0	0/0	0	36
Johnson	0	4	0	0/0	0/0	0	24
Newsome	2	0	0	0/0	0/0	0	12
P. Pearson	0	2	0	0/0	0/0	0	12
Cosbie	0	1	0	0/0	0/0	0	6
Saldi	0	1	0	0/0	0/0	0	6
Thurman	0	0	1a	0/0	0/0	0	6
Dutton	0	0	1b	0/0	0/0	0	6
Hegman	0	0	1c	0/0	0/0	0	6
Cole	0	0	1d	0/0	0/0	0	6
D. White	1	0	0	0/0	0/0	0	6
COWBOYS	26	30	4	11/17	59/60	1+	454
Opponents	15	21	2*	15/28	38/38	0	311

a 78 interception return vs. St. Louis (11/2)

b 38 interception return vs. N.Y. Giants (10/5)

c fumble recovery in end zone vs. Philadelphia (10/19)

d 43 interception return vs. Washington (11/23)
+ Zorn grounded ball from end zone vs. Seattle (11/27)

* Thompson 32 fumble return vs. Denver (9/14)
Lowie 16 interception return vs. San Diego (10/26)

USUAL STARTERS

WR	Tony Hill(13)	LE	Ed Jones
	Jay Saldi(3)	LT	Larry Cole
LT	Pat Donovan	RT	Randy White
LG	Herb Scott	RE	Harvey Martin
C	John Fitzgerald	LLB	Mike Hegman
RG	Tom Rafferty	MLB	Bob Breuing
RT	Jim Cooper	RLB	D.D. Lewis
TE	Billy Joe DuPree	LCB	Steve Wilson(10)
WR	Drew Pearson		Benny Barnes(6)
QB	Danny White	RCB	Aaron Mitchell
RB	Tom Dorsett	SS	Charlie Waters
FB	Robert Newhouse(10)	FS	Dennis Thurman
	Ron Springs(5)		

PASSING	ATT	COMP	YDS	PCT	AVG	TD	PCT	INT	PCT	LG	SKS/YDS	RATING
D. White	436	260	3,287	59.6	7.54	28	6.4	25	5.7	58	31/252	80.8
Carano	12	5	69	41.7	5.75	2	16.6	0	0.0	25	0/0	60.8
Dorsett	1	0	0	0.0	0.00	0	0	0	0.0	0	0/0	39.6
COWBOYS	449	265	3,356	59.0	7.47	30	6.7	25	5.7	58	31/252	81.0
Opponents	484	231	3,563	47.7	7.36	21	4.3	27	5.6	69	43/358	63.5



1981 ★ DALLAS COWBOYS STATISTICS ★ 1981

RECORD: 12-4
FIRST PLACE, NFC EAST
HEAD COACH: TOM LANDRY

Date	W/L	Score	Opponent	Att.
9/6	W	26-10	@ Washington	55,045
9/13	W	30-17	ST. LOUIS	63,602
9/21	W	35-21	@ New England	60,311
9/27	W	18-10	N.Y. GIANTS	63,449
10/4	L	17-20	@ St. Louis	49,777
10/11	L	14-45	@ San Francisco	57,574
10/18	W	29-17	LOS ANGELES	64,649
10/25	W	28-27	MIAMI	64,221
11/1	W	17-14	@ Philadelphia	72,111
11/9	W	27-14	BUFFALO	62,583
11/15	L	24-27	@ Detroit	79,694
11/22	W	24-10	WASHINGTON	64,583
11/26	W	10-9	CHICAGO	63,499
12/6	W	37-13	@ Baltimore	54,871
12/13	W	21-10	PHILADELPHIA	64,955
12/19	L	10-13	@ N.Y. Giants (OT)	73,009

1981 DIVISIONAL PLAYOFF

1/2/82 W 38-0 TAMPA BAY 64,848

1981 NFC CHAMPIONSHIP GAME

1/10/82 L 27-28 @ San Francisco 60,525

TEAM STATISTICS

	DALLAS	OPP
FIRST DOWNS.....	321	286
Rushing.....	137	107
Passing.....	158	160
Penalty.....	26	18
Third Down-Made/Att.....	99/244	72/211
Third Down Efficiency.....	40.6	34.1
Fourth Down-Made/Att.....	5/11	7/15
TOTAL NET YARDS.....	5,880	5,419
Avg. Per Game.....	367.5	338.7
Total Plays.....	1,100	1,021
Avg. Per Play.....	5.3	5.3
NET YARDS RUSHING.....	2,711	2,049
Avg. Per Game.....	169.4	128.0
Total Rushes.....	630	468
Avg. Per Rush.....	4.3	4.4
NET YARDS PASSING.....	3,169	3,370
Sacked/Yards Lost.....	31/245	42/347
Gross Yards.....	3,414	3,717
Attempts/Completions.....	439/241	511/236
Pct. of Completions.....	54.9	46.2
Had Intercepted.....	15	37
PUNTS/AVERAGE.....	83/40.3	80/41.1
Net Punting Average.....	35.8	36.4
PUNT RET./AVG.....	45/5.2	38/6.1
KICKOFF RET./AVG.....	54/18.2	71/21.2
INT./AVG. RET.....	37/13.0	15/8.3
PENALTIES/YARDS.....	103/839	104/837
FUMBLES/BALL LOST.....	45/20	43/16
TOUCHDOWNS.....	40	34
Rushing.....	15	16
Passing.....	24	17
Returns.....	1	1
EXTRA POINTS/ATTEMPTS.....	40/40	31/34
FIELD GOALS/ATTEMPTS.....	27/35	14/29
AVG. TIME OF POSS.....	31:47	28:13

PASSING	ATT	COMP	YDS	PCT	ATT	COMP	YDS	PCT	TD	INT	PCT	LG	SKS/YDS	RATING
D. White	391	223	3,098	57.0	7.92	22	5.6	13	3.3	731	30/234	87.5		
Carano	45	16	235	35.5	5.22	1	2.2	1	2.2	55	1/1	51.6		
Pearson	2	2	81	100.0	40.50	1	50.0	0	0.0	59	0/0	121.0		
Springs	1	0	0	0.0	0.00	0	0	1	0.0	0	0/0	0.0		
COWBOYS	439	241	3,414	54.9	7.78	24	5.5	15	3.4	731	31/245	84.4		
Opponents	511	236	3,717	46.2	7.27	17	3.3	37	7.2	811	42/347	51.9		

RUSHING	ATT	YDS	AVG	LG	TD
Dorsett	342	1,646	4.8	751	4
Springs	172	625	3.6	16	10
J. Jones	34	183	5.3	591	1
D. White	38	104	2.7	17	0
Newsome	13	38	2.9	7	0
Newhouse	14	33	2.3	6	0
Cosbie	4	33	8.3	15	0
Pearson	3	31	10.3	25	0
DuPre	1	12	12.0	12	0
Carano	8	9	1.1	11	0
Hill	1	3	3.0	3	0

COWBOYS	630	2,711	4.3	751	15
Opponents	468	2,049	4.4	381	16

RECEIVING	ATT	YDS	AVG	LG	TD
Hill	46	953	20.7	631	4
Springs	46	359	7.8	321	2
Pearson	38	614	16.2	421	3
Dorsett	32	325	10.2	731	2
Johnson	25	552	22.1	55	5
DuPre	19	214	11.3	331	2
Cosbie	17	225	13.2	281	5
Saldi	8	82	10.2	141	1
J. Jones	6	37	6.2	16	0
Donley	3	32	10.7	17	0
Newhouse	1	21	21.0	21	0

COWBOYS	241	3,414	14.2	731	24
Opponents	236	3,717	15.8	811	17

INTERCEPTIONS	NO	YDS	AVG	LG	TD
Walls	11	133	12.1	33	0
Thurman	9	187	20.8	96	0
Downs	7	81	11.6	21	0
Waters	3	21	7.0	21	0
Breunig	2	8	4.0	8	0
Wilson	2	0	0.0	0	0
Brown	1	28	28.0	28	0
Barnes	1	24	24.0	24	0
Levis	1	0	0.0	0	0

COWBOYS	37	482	13.0	96	0
Opponents	15	124	8.3	41	0

PUNTING	NO	YDS	AVG	TBIN20	LG	BL	NET
D. White	81	3,284	40.8	7	19	60	0 36.0
Septien	2	62	31.0	0	0	33	0 31.0
COWBOYS	83	3,346	40.3	7	19	60	0 35.8
Opp.	80	3,289	41.1	7	17	57	0 36.4

PUNT RETURNS	NO	FC	YDS	AVG	LG	TD
J. Jones	33	2	188	5.7	17	0
Fellows	11	1	44	4.4	10	0
Donley	1	0	3	3.0	3	0
Thurman	0	1	0	0.0	0	0
Wilson	0	1	0	0.0	0	0

COWBOYS	45	5	235	5.2	17	0
Opponents	38	8	231	6.1	21	0

KICKOFF RETURNS	NO	YDS	AVG	LG	TD
J. Jones	27	517	19.1	33	0
Newsome	12	228	19.0	27	0
Fellows	8	170	21.3	31	0
Newhouse	3	34	10.4	12	0
Wilson	2	32	16.0	17	0
Cosbie	1	0	0.0	0	0

COWBOYS	54	981	18.2	33	0
Opponents	71	1,508	21.2	65	0

SCORE BY QUARTERS	1	2	3	4	OT	T
COWBOYS	91	108	57	111	0	277
Opponents	61	81	79	53	0	277

FIELD GOALS	11-19	20-29	30-39	40-49	50+
Septien	1-1	11-11	8-9	7-12	0-2
COWBOYS	1-1	11-11	8-9	7-12	0-2
Opponents	2-2	2-5	3-6	7-14	1-2

Septien: (29,42,23,18), (47,32,25), (26,40M,26,26,25), (36,20,21), (26), (1), (40,39), (48M), (39), (47,31), (43), (25,35M), (41,50M,42M), (42,35,31), (47M,43M), (60M,36)

Opponents: (47M,42), (44M,24), (43M), (36M,42,58M), (19,37), (18,40), (40), (1), (34M), (1), (37,47), (27M,26,47M), (43,40M,49M), (1), (49M,50), (21M, 27M, 40,33M,35)

SCORING	TD	TD	TD	FG	PAT	S	TP
Septien	0	0	0	27/35	40/40	0	121
Springs	10	2	0	0/0	0/0	0	72
Dorsett	4	2	0	0/0	0/0	0	36
Johnson	0	5	0	0/0	0/0	0	30
Cosbie	0	5	0	0/0	0/0	0	30
Hill	0	4	0	0/0	0/0	0	24
Pearson	0	3	0	0/0	0/0	0	18
DuPre	0	2	0	0/0	0/0	0	12
Saldi	0	1	0	0/0	0/0	0	6
Barnes	0	0	1a	0/0	0/0	0	6
J. Jones	1	0	0	0/0	0/0	0	6
Team	0	0	0	0/0	0/0	0	6
COWBOYS	15	24	1	27/35	40/40	0	367
Opponents	16	17	1*	14/29	31/34	0	277

a 72 fumble return vs. San Francisco (10/11)
 * Lott 41 interception return vs. San Francisco (10/11)

USUAL STARTERS

WR Tony Hill(9)	LE Ed Jones
Butch Johnson(6)	LT John Dutton
LT Pat Donovan	RT Randy White
LG Herb Scott	RE Harvey Martin
C Tom Rafferty(13)	LLB Mike Hegman(10)
Robert Shaw(3)	Gay Brown(6)
RG Kurt Peterson	MLB Bob Breunig
RT Jim Cooper	RLB D.D. Levis
TE Billy Joe DuPre	LCB Everson Walls(12)
WR Drew Pearson	Steve Wilson(4)
QB Danny White	RCB Dennis Thurman
RB Tony Dorsett	SS Charlie Waters
FB Ron Springs(13)	FS Michael Downs
Jay Saldi(3)	

1983 ★ DALLAS COWBOYS STATISTICS ★ 1983

Record: 12-4
Second place, NFC East
Head Coach: Tom Landry

Date	W/L	Score	Opponent	Att.
9/5	W	31-30	@ Washington	55,045
9/11	W	34-17	@ St. Louis	48,532
9/18	W	28-13	N.Y. GIANTS	62,347
9/25	W	21-20	NEW ORLEANS	62,136
10/2	W	37-24	@ Minnesota	60,774
10/9	W	27-24	TAMPA BAY (OT)	63,308
10/16	W	37-7	PHILADELPHIA	63,070
10/23	L	38-40	L.A. RAIDERS	64,991
10/30	W	38-20	@ N.Y. Giants	76,142
11/6	W	27-20	@ Philadelphia	71,236
11/13	L	23-24	@ San Diego	46,192
11/20	W	41-21	KANSAS CITY	64,103
11/24	W	35-17	ST. LOUIS	60,764
12/4	W	35-10	@ Seattle	63,352
12/11	L	10-31	WASHINGTON	65,074
12/19	L	17-42	@ San Francisco	59,957
1983 WILD CARD GAME				
12/26	L	17-24	L.A. RAMS	43,521

TEAM STATISTICS	DALLAS	OPP
FIRST DOWNS	342	286
Rushing	109	82
Passing	205	181
Penalty	28	23
Third Down-Made/Att.	94/225	80/222
Third Down Efficiency	41.8	36.0
Fourth Down-Made/Att.	4/9	9/17
TOTAL NET YARDS	5,959	5,427
Avg. Per Game	372.4	339.2
Total Plays	1,110	1,025
Avg. Per Play	5.4	5.3
NET YARDS RUSHING	2,117	1,939
Avg. Per Game	132.3	93.7
Total Rushes	519	410
Avg. Per Rush	4.1	3.7
NET YARDS PASSING	3,842	3,928
Sacked/Yards Lost	37/314	57/437
Gross Yards	4,156	4,365
Attempts/Completions	554/346	558/299
Pct. of Completions	62.5	53.6
Had Intercepted	25	27
POINTS/AVERAGE	83/39.4	84/41.9
Net Punting Average	31.4	34.0
PUNT RET./AVG.	51/9.0	53/11.1
KICKOFF RET./AVG.	70/19.3	78/23.2
INT./AVG. RET.	27/17.3	25/14.3
PENALTIES/YARDS	99/847	100/873
FUMBLES/BALL LOST	30/14	31/21
TOUCHDOWNS	59	42
Rushing	21	12
Passing	31	27
Returns	7	3
EXTRA POINTS/ATTEMPTS	57/59	42/42
FIELD GOALS/ATTEMPTS	22/27	22/30
AVG. TIME OF POSS.	33:08	26:52

RUSHING	ATT	YDS	AVG	LG	TD
Dorsett	289	1,321	4.6	77	8
Springs	149	541	3.6	19t	7
Newsome	44	185	4.2	20	2
Newhouse	9	34	3.8	8	0
D. White	18	31	1.7	22	4
Pearson	2	13	6.5	10	0
T. Hill	1	2	2.0	2	0
Johnson	1	0	0.0	0	0
Hogeboom	6	-10	-1.7	-1	0
COWBOYS	519	2,117	4.1	77	21
Opponents	410	1,499	3.7	32	12

RECEIVING	ATT	YDS	AVG	LG	TD
Springs	73	589	8.1	80t	1
T. Hill	49	801	16.4	75t	7
Pearson	47	545	11.6	32	5
Cosbie	46	588	12.8	61t	6
Johnson	41	561	13.7	46	3
Dorsett	40	287	7.2	19	1
Donley	18	370	20.6	47	2
Newsome	18	250	13.9	52t	4
DuPre	12	142	11.8	28	1
D. White	1	15	15.0	15t	1
Rafferty	1	8	8.0	8	0
COWBOYS	346	4,156	12.0	80t	31
Opponents	299	4,365	14.6	83t	27

INTERCEPTIONS	NO	YDS	AVG	LG	TD
Thurman	6	49	8.2	34	0
Fellows	5	139	27.8	58t	1
Downs	4	80	20.0	28	0
Walls	4	70	17.5	37	0
Clinkscale	2	68	34.0	68t	1
T. Hill	2	12	6.0	12	0
Bates	1	29	29.0	29	0
Jones	1	12	12.0	12	0
Dickerson	1	8	8.0	8	0
Breunig	1	0	0.0	0	0
COWBOYS	27	467	17.3	68t	2
Opponents	25	358	14.3	48t	1

PUNTING	NO	YDS	AVG	TB2IN20	LG	BL	NET
D. White	38	1,543	40.6	3	6	50	1 36.0
Warren	39	1,551	39.8	1	8	54	0 32.0
Miller	5	178	35.6	0	2	43	0 21.2
COWBOYS	83	3,272	39.4	4	16	54	1 31.4
Opp.	84	3,515	41.9	10	23	59	0 34.0

PUNT RETURNS	NO	FC	YDS	AVG	LG	TD
R. Hill	30	2	232	7.7	37	0
Fellows	10	3	75	7.5	14	0
Allen	9	1	153	17.0	68t	1
Donley	1	0	1	1.0	1	0
Newhouse	1	0	0	0.0	0	0
COWBOYS	51	6	461	9.0	68t	1
Opponents	53	9	588	11.1	56t	0

KICKOFF RETURNS	NO	YDS	AVG	LG	TD
Fellows	43	855	19.9	53	0
R. Hill	13	243	18.7	40	0
Allen	8	178	22.3	31	0
Cosbie	2	17	8.5	10	0
Newsome	1	28	28.0	28	0
McSwain	1	17	17.0	17	0
Springs	1	13	13.0	13	0
Hutcher	1	0	0.0	0	0
COWBOYS	70	1,351	19.3	53	0
Opponents	78	1,806	23.2	66	0

SCORE BY QUARTERS	1	2	3	4	OT	T
COWBOYS	75	154	79	168	3	479
Opponents	120	84	70	86	0	360

FIELD GOALS	11-19	20-29	30-39	40-49	50+
Septien	0-0	5-5	8-8	9-12	0-2
COWBOYS	0-0	5-5	8-8	9-12	0-2
Opponents	2-2	8-8	7-8	4-8	1-4
Septien: (26), (45.24), (1), (41.34), (45.53M), (45.35), (41), (48M), (42), (31.46), (34), (23), (42M), (36), (39.23), (50M), (37), (25.40), (1), (1), (35), (47), (46M), (42.43B), (41), (48.47M), (1), (37), (24.26), (26), (27.29), (52M), (19.37), (37), (51M), (42), (54), (49M), (38), (52M)					

SCORING	TD	TOP	TDRI	PAT	S	TP
Septien	0	0	0	22/27	57/59	0 123
Dorsett	8	1	0	0/0	0/0	0 54
Springs	7	1	0	0/0	0/0	0 48
T. Hill	0	7	0	0/0	0/0	0 42
Cosbie	0	6	0	0/0	0/0	0 36
Newsome	2	4	0	0/0	0/0	0 36
Pearson	0	5	0	0/0	0/0	0 30
D. White	4	1	0	0/0	0/0	0 30
Johnson	0	3	0	0/0	0/0	0 18
Donley	0	2	0	0/0	0/0	0 12
Fellows	0	0	2a	0/0	0/0	0 12
Allen	0	0	1b	0/0	0/0	0 6
Clinkscale	0	0	1c	0/0	0/0	0 6
Downs	0	0	1d	0/0	0/0	0 6
DuPre	0	1	0	0/0	0/0	0 6
Hegman	0	0	1e	0/0	0/0	0 6
Thurman	0	0	1f	0/0	0/0	0 6
Dickerson	0	0	0	0/0	0/0	1+ 2
COWBOYS	21	31	7	22/27	57/59	1 479
Opponents	12	27	3*	22/30	42/42	0 360

a 62 blocked FG return vs. New Orleans (9/25)
b 58 interception return vs. Minnesota (10/2)
c 68 punt return vs. Kansas City (11/20)
d 68 interception return vs. New York (9/18)
e 10 fumble return vs. New York (9/18)
f 9 fumble return vs. Los Angeles (10/23)
1 fumble recovery in end zone vs. St. Louis (9/11)
+ tackled Stabler in end zone vs. New Orleans (9/25)

* Nelson 21 blocked punt return vs. S.D. (11/13)
Wright 48 interception return vs. San Francisco (12/19)
McLemore 56 punt return vs. San Francisco (12/19)

USUAL STARTERS

WR Tony Hill(9)	LE Ed Jones
Butch Johnson(3)	LT John Dutton
Billy Joe DuPre(3)	RT Randy White
LT Pat Donovan	RE Harvey Martin
LG Herb Scott	LLB Mike Hegman
C Tom Rafferty	MLB Bob Breunig
RG Kurt Peterson	RLB Anthony Dickerson
RT Jim Cooper	LCB Everson Walls
WR Doug Cosbie	RCB Dennis Thurman
TE Drew Pearson	SS Dexter Clinkscale
QB Danny White	FS Michael Downs
RB Tony Dorsett	
FB Ron Springs	

PASSING	ATT	COMP	YDS	PCT	AVG	ATT	TD	PCT	INT	PCT	LG	SKS/YDS	RATING
D. White	533	334	3,980	62.7	7.47	29	5.4	23	4.3	80t	37/314	85.6	
Hogeboom	17	11	161	64.7	9.47	1	5.9	1	5.9	24	0/0	90.6	
Springs	2	1	15	50.0	7.50	1	50.0	0	0.0	15t	0/0	121.0	
Dorsett	1	0	0	0.0	0.00	0	0.0	0	0.0	0	0/0	39.6	
Pearson	1	0	0	0.0	0.00	0	0.0	1	100.0	0	0/0	39.6	
COWBOYS	554	346	4,156	62.5	7.50	31	5.6	25	4.5	80t	37/314	85.2	
Opponents	558	299	4,365	53.6	7.82	27	4.8	27	4.8	83t	57/437	75.3	



HISTORY

1984 ★ DALLAS COWBOYS STATISTICS ★ 1984

RECORD: 9-7
FOURTH PLACE, NFC EAST
HEAD COACH: TOM LANDRY

Date	W/L	Score	Opponent	Att.
9/3	W	20-13	@ L.A. Rams	65,403
9/9	L	7-28	@ N.Y. Giants	75,921
9/16	W	23-17	PHILADELPHIA	64,521
9/23	W	20-6	GREEN BAY	64,222
9/30	W	23-14	@ Chicago	63,623
10/7	L	20-31	ST. LOUIS	61,438
10/14	L	14-34	@ Washington	55,431
10/21	W	30-27	NEW ORLEANS (OT)	50,966
10/28	W	22-3	INDIANAPOLIS	58,724
11/4	L	7-19	N.Y. GIANTS	60,235
11/11	W	24-17	@ St. Louis	48,721
11/18	L	3-14	@ Buffalo	74,391
11/22	W	20-17	NEW ENGLAND	55,341
12/2	W	26-10	@ Philadelphia	66,322
12/9	L	28-30	WASHINGTON	64,286
12/17	L	21-28	@ Miami	74,139

TEAM STATISTICS	DALLAS	OPP
FIRST DOWNS	323	283
Rushing	93	106
Passing	202	155
Penalty	28	22
Third Down-Made/Att.	83/238	83/247
Third Down Efficiency	34.9	33.6
Fourth Down-Made/Att.	3/7	5/16
TOTAL NET YARDS	5,320	5,036
Avg. Per Game	332.5	314.8
Total Plays	1,121	1,094
Avg. Per Play	4.8	4.6
NET YARDS RUSHING	1,714	2,226
Avg. Per Game	107.1	139.1
Total Rushes	469	510
Avg. Per Rush	3.7	4.4
NET YARDS PASSING	3,606	2,810
Sacked/Yards Lost	48/389	57/390
Gross Yards	3,995	3,200
Attempts/Completions	604/322	527/250
Pct. of Completions	53.3	47.4
Had Intercepted	26	28
PUNTS/AVERAGE	108/38.2	99/42.8
Net Punting Average	34.0	36.3
PUNT RET./AVG.	54/8.3	55/4.2
KICKOFF RET./AVG.	63/19.0	65/20.2
INT./AVG. RET.	28/10.6	26/14.7
PENALTIES/YARDS	100/947	93/854
FUMBLES/BALL LOST	35/17	35/16
TOUCHDOWNS	34	36
Rushing	12	8
Passing	19	23
Returns	3	5
EXTRA POINTS/ATTEMPTS	33/34	35/36
FIELD GOALS/ATTEMPTS	23/29	19/28
AVG TIME OF POSSESSION	29:06	31:06

RUSHING	ATT	YDS	AVG	LG	TD
Dorsett	302	1,189	3.9	311	6
Newsome	66	268	4.1	30	5
Springs	68	197	2.9	16	1
D. White	6	21	3.5	8	0
Hogeboom	15	19	1.3	11	0
J. Jones	8	13	1.6	6	0
T. Hill	1	7	7.0	7	0
Donley	2	5	2.5	6	0
Smith	1	-5	-5.0	-5	0
COWBOYS	469	1,714	3.7	311	12
Opponents	510	2,226	4.4	85	8

RECEIVING	NO	YDS	AVG	LG	TD
Cosbie	60	789	13.2	36	4
Hill	58	864	14.9	68	5
Dorsett	51	459	9.0	68	1
Springs	46	454	9.9	57	3
Renfro	35	583	16.7	60	2
Donley	32	473	14.8	49	2
Newsome	26	263	10.1	29	0
J. Jones	7	57	8.1	19	1
Cornwell	2	23	11.5	13	1
Harris	1	9	9.0	9	0
Phillips	1	6	6.0	6	0
Pozderac	1	1	1.0	1	0
Carmichael	1	7	7.0	7	0
Smith	1	7	7.0	7	0
COWBOYS	322	3,995	12.4	68	19
Opponents	250	3,200	12.8	80	23

INTERCEPTIONS	NO	YDS	AVG	LG	TD
Downs	7	126	18.0	27	1
Thurman	5	81	16.2	43	1
Clinkscale	3	32	10.7	23	0
Walls	3	12	4.0	12	0
Fellows	3	3	1.0	3	0
Hegman	3	3	1.0	3	0
Lockhart	1	32	32.0	32	0
Scott	1	5	5.0	5	0
Bates	1	3	3.0	3	0
Dickerson	1	0	0.0	0	0
COWBOYS	28	297	10.6	43	2
Opponents	26	372	14.3	49	4

PUNTING	NO	YDS	AVG	TBIN20	LG	BL	NET
D. White	82	3,151	38.4	8	21	54	0 36.0
Warren	21	799	38.1	3	3	48	0 32.0
Miller	5	173	34.6	0	1	41	0 21.2
COWBOYS	108	4,123	38.2	11	25	54	0 34.0
Opp.	99	4,236	42.8	10	23	59	1 36.3

PUNT RETURNS	NO	FC	YDS	AVG	LG	TD
Allen	54	15	446	8.3	18	0
COWBOYS	54	15	446	8.3	18	0
Opponents	55	19	230	4.2	19	0

KICKOFF RETURNS	NO	YDS	AVG	LG	TD
Allen	33	666	20.2	34	0
McSwain	20	403	20.2	32	0
Fellows	6	94	15.7	23	0
Salonen	2	30	15.0	22	0
Granger	2	6	3.0	5	0
COWBOYS	63	1,199	19.0	34	0
Opponents	65	1,310	20.2	64	0

SCORE BY QUARTERS	1	2	3	4	OT	T
COWBOYS	65	89	56	95	3	308
Opponents	64	81	91	72	0	308

FIELD GOALS	11-19	20-29	30-39	40-49	50+
Septien	2-2	6-7	9-9	4-8	2-3
COWBOYS	2-2	6-7	9-9	4-8	2-3
Opponents	0-0	8-8	7-9	2-8	2-3

Septien: (31.52), (1), (28M, 47.51, 30), (32.42), (44.32), (23), (52M, 35.36), (1), (36.27, 41), (19, 19, 24), (1), (42M, 35.48M, 45B), (20, 47M), (28, 23), (32), (1), (1)
Opponents: (31.36), (1), (39, 39M), (37M), (41M), (43M), (46M, 22), (20, 22, 47M), (49, 50, 45M), (52), (40, 38, 23, 27), (49B, 30), (1), (29, 56M), (23), (31, 34, 21), (1)

SCORING	TDR	TOP	TDR1	FG	PAT	S	TP
Septien	0	0	0	23/29	33/34	0	102
Dorsett	6	1	0	0/0	0/0	0	42
T. Hill	0	5	0	0/0	0/0	0	30
Newsome	5	0	0	0/0	0/0	0	30
Cosbie	0	4	0	0/0	0/0	0	24
Springs	1	3	0	0/0	0/0	0	24
Donley	0	2	0	0/0	0/0	0	12
Renfro	0	2	0	0/0	0/0	0	12
Cornwell	0	1	0	0/0	0/0	0	6
Downs	0	0	1a	0/0	0/0	0	6
Jeffcoat	0	0	1b	0/0	0/0	0	6
J. Jones	0	1	0	0/0	0/0	0	6
Thurman	0	0	1c	0/0	0/0	0	6
Dutton	0	0	0	0/0	0/0	1	2
COWBOYS	12	19	3	23/29	33/34	1	308
Opponents	8	23	5*	19/28	35/36	0	308

a 27 interception return vs. New England (11/22)

b fumble recovery in end zone vs. New Orleans

(10/21)

c 38 interception return vs. Philadelphia (12/2)

+ tackled Pizarick in end zone vs. Philadelphia

(12/2)

* Headen 81 fumble return vs. N.Y. Giants (9/9)

R. Brown 5 interception return vs. Green Bay

(9/23)

Coleman 49 interception return vs. Washington

(10/14)

Winston 43 interception return vs. New Orleans

(10/21)

Green 32 interception return vs. Washington

(12/9)

USUAL STARTERS

WR Tony Hill(11)	LE Ed Jones
Doug Donley(4)	LT John Dutton
LT Phil Pozderac(7)	RT Randy White
Herb Scott(5)	RE Jim Jeffcoat
Howard Richards(4)	LLB Mike Hegman
LG Glen Tensort(12)	MLB Bob Breunig(8)
Herb Scott(4)	Eugene Lockhart(8)
C Tom Raftery	RLB Anthony Dickerson
RG Jim Cooper(7)	LCB Everson Walls
Phil Pozderac(7)	RCB Ron Fellows
RT Kurt Peterson	SS Dextor Clinkscale
TE Doug Cosbie	FS Michael Downs
WR Mike Renfro(11)	
Doug Donley(5)	
OB Gary Hogeboom(10)	
Danny White(6)	
RB Tony Dorsett	
FB Ron Springs(12)	
Timmy Newsome(4)	

PASSING	ATT	COMP	YDS	PCT	AVG	TD	INT	PCT	INT	LG	SKS/YDS	RATING
Hogeboom	367	195	2,366	53.1	6.45	7	1.9	14	3.8	68	26/211	63.7
D. White	233	126	1,580	54.1	6.78	11	4.7	11	4.7	66	22/178	71.5
Renfro	2	1	49	50.0	24.50	1	50.0	0	0.0	49	0/0	125.4
Springs	1	0	0	0.0	0.00	0	0.0	0	0.0	0	0/0	39.6
Dorsett	1	0	0	0.0	0.00	0	0.0	1	100.0	0	0/0	0.0
COWBOYS	604	322	3,995	53.3	6.61	19	3.2	26	4.3	68	48/389	66.6
Opponents	527	250	3,200	47.4	6.07	23	4.4	28	5.3	80	57/390	59.3

1985 ★ DALLAS COWBOYS STATISTICS ★ 1985

RECORD: 10-6
FIRST PLACE, NFC EAST
HEAD COACH: TOM LANDRY

Date	W/L	Score	Opponent	Att.
9/9	W	44-14	WASHINGTON	62,292
9/15	L	21-26	@ Detroit	72,985
9/22	W	20-7	CLEVELAND	61,456
9/29	W	17-10	@ Houston	49,686
10/6	W	30-29	@ N.Y. Giants	74,987
10/13	W	27-13	PITTSBURGH	62,932
10/20	L	14-16	@ Philadelphia	70,114
10/27	W	24-13	ATLANTA	57,944
11/4	L	20-21	@ St. Louis	49,347
11/10	W	13-7	@ Washington	55,750
11/17	L	4-44	CHICAGO	63,855
11/24	W	34-17	PHILADELPHIA	54,047
11/28	W	34-17	ST. LOUIS	54,125
12/8	L	24-50	@ Cincinnati	56,936
12/15	W	28-21	N.Y. GIANTS	62,310
12/22	L	16-31	@ San Francisco	60,114

1985 DIVISIONAL PLAYOFF

1/4/86 L 0-20 @ L.A. Rams 66.351

TEAM STATISTICS

FIRST DOWNS	336	312
Rushing	95	98
Passing	208	193
Penalty	33	21
Third Down-Made/Att	96/227	87/228
Third Down Efficiency	42.3	38.2
Fourth Down-Made/Att	5/9	7/17
TOTAL NET YARDS	5,602	5,608
Avg. Per Game	350.1	350.5
Total Plays	1,093	1,076
Avg. Per Play	5.1	5.2
NET YARDS RUSHING	1,741	1,853
Avg. Per Game	108.8	115.8
Total Rushes	462	465
Avg. Per Rush	3.8	4.0
NET YARDS PASSING	3,861	3,755
Sacked/Yards Lost	44/375	62/459
Gross Yards	4,236	4,214
Attempts/Completions	587/344	549/279
Pct. of Completions	58.6	50.8
Had Intercepted	25	33
POINTS/AVERAGE	83/41.4	78/41.3
Net Punting Average	35.3	36.7
PUNT RET./AVG	40/5.9	44/6.5
KICKOFF RET./AVG	62/19.5	68/19.3
INT./AVG. RET.	33/8.0	25/12.8
PENALTIES/YARDS	100/759	108/990
FUMBLES/BALL LOST	29/16	24/15
TOUCHDOWNS	43	40
Rushing	11	18
Passing	27	20
Returns	5	2
EXTRA POINTS/ATTEMPTS	42/43	37/40
FIELD GOALS/ATTEMPTS	19/28	18/27
AVG TIME OF POSSESSION	30.34	29.94

RUSHING

Dorsett	305	1,307	4.3	60†	7
Newsome	88	252	2.9	15	2
Hogeboom	8	48	6.0	15	1
D. White	22	44	2.0	21	1
Williams	13	40	3.1	9	0
Lavette	13	34	2.6	10	0
Fowler	7	25	3.6	6	0
J. Jones	1	0	0.0	0	0
Banks	1	-1	-1.0	-1	0
Pellier	3	-2	-0.7	1	0
Hill	1	-6	-6.0	-6	0
COWBOYS	462	1,741	3.8	60†	11
Ononients	465	1,853	4.0	74†	18

RECEIVING

Hill	74	1,113	15.0	53†	7
Cosbie	64	793	12.4	42	6
Renfro	60	955	15.9	58†	8
Dorsett	46	449	9.8	56†	3
Newsome	46	361	7.9	24	1
J. Jones	24	179	7.5	35	0
Powe	15	237	16.9	34	0
Cornwell	6	77	12.8	32	1
Fowler	5	24	4.8	10	0
Gonzalez	3	28	9.3	13	0
D. White	1	12	12.0	12†	1
Lavette	1	8	8.0	8	0
COWBOYS	344	4,236	12.3	58†	27
Opponents	279	4,214	15.1	70†	20

INTERCEPTIONS NO

Walls	9	31	3.4	19	0
Thurman	5	21	4.2	21t	1
Fellows	4	52	13.0	29	0
Bates	4	15	3.8	8	0
Clinkscale	3	16	5.3	11	0
Downs	3	11	3.7	11	0
Scott	2	26	13.0	26t	1
Jeffcoat	1	65	65.0	65t	1
Lockhart	1	19	19.0	19t	1
Hegman	1	7	7.0	7	0

COWBOYS

Opponents	25	319	12.8	47	2			
PUNTING	NO	YDS	AVG	TB	IN20	LG	BL	NET
Saxon	82	3,396	41.9	10	20	57	1	35.6
D. White	1	43	43.0	1	0	43	0	36.0
COWBOYS	83	3,439	41.4	11	20	57	1	35.3
Opp.	78	3,218	41.3	6	23	60	1	36.7

PUNT RETURNS NI

Bates	22	6	152	6.9	21	0
Gonzalez	15	5	58	3.9	13	0
Banks	3	3	27	9.0	28	0
COWBOYS	40	14	237	5.9	28	0
Opponents	44	10	286	6.5	19	0

KICKOFF RETURNS

Lavette	34	682	20.1	34	0
Duckett	9	173	19.2	25	0
J. Jones	9	161	17.9	26	0
Williams	6	129	21.5	30	0
Fowler	3	48	16.0	20	0
Powe	1	17	17.0	17	0
COWBOYS	62	1,210	19.5	34	0
Opponents	68	1,310	19.3	43	0

SCORE BY

QUARTERS	1	2	3	4	OT	T
COWBOYS	55	122	78	102	0	357
Opponents	66	73	98	96	0	333

FIELD GOAL

Septien	1-1	5-5	8-11	4-9	1-2
COWBOYS	1-1	5-5	8-11	4-9	1-2
Opponents	0-0	3-4	10-11	5-11	0-1

Septien: (53.39,43),(42M,44M),(39.49M,33),
 (47M,33M,36M,35,36M),(22,29,31),(47M,
 38,39),(,)(28),(18),(40,50M,36),(,)(,)(,
 (21),(,)(29,48,41)

SCORING

Septen	0	0	0	19/28	42/43	0	99
Dorsett	7	3	0	0/0	0/0	0	60
Renfro	0	8	0	0/0	0/0	0	48
Hill	0	7	0	0/0	0/0	0	42
Cosbie	0	6	0	0/0	0/0	0	36
Newsome	2	1	0	0/0	0/0	0	18
D. White	1	1	0	0/0	0/0	0	12
Cornwell	0	1	0	0/0	0/0	0	6
Hogeboom	1	0	0	0/0	0/0	0	6
Jeffcoat	0	0	1a	0/0	0/0	0	6
Lockhart	0	0	1b	0/0	0/0	0	6
Penn	0	0	1c	0/0	0/0	0	6
Scott	0	0	1d	0/0	0/0	0	6
Thurman	0	0	1e	0/0	0/0	0	6
COWBOYS	11	27	5	19/28	42/43	0	357
Opponents	8	20	2*	18/27	42/40	1	333

- a 65 interception return vs. N.Y. Giants (12/15)
- b 19 interception return vs. Pittsburgh (10/13)
- c 46 blocked punt return vs. Cincinnati (12/8)
- d 26 interception return vs. Washington (9/9)
- e 21 interception return vs. Washington (9/9)
- * Dent 1 interception return vs. Chicago (11/7)
- Richardson 36 interception return vs. Chicago (11/17)
- + Browner safety vs. Cincinnati (12/8)

USUAL STARTERS

WR Tony Hill	LE Ed Jones
LT Chris Schultz(8)	LT John Dutton
Phil Pozderac(7)	RT Randy White
LG Glen Tinslor	RE Jim Jeffcoat
C Tom Rafferty	LLB Mike Hegman
RG Kurt Peterson	MLB Eugene Lockhart
RT Jim Cooper	RLB Jeff Rohrer
TE Doug Cosbie	LCB Everson Walls
WR Mike Rientro	RCB Ron Fells(11)
QB Danny White	Victor Scott(3)
RB Tony Dorsett	SS Dexter Clinkscales
FB Timmy Newsome	ES Michael Downs



1986 ★ DALLAS COWBOYS STATISTICS ★ 1986

RECORD: 7-9
THIRD PLACE, NFC EAST
HEAD COACH: TOM LANDRY

Date	W/L	Score	Opponent	Att.
9/8	W	31-28	N.Y. GIANTS	59,804
9/14	W	31-7	@ Detroit	73,812
9/21	L	35-37	ATLANTA	62,880
9/29	W	31-7	@ St. Louis	49,077
10/5	L	14-29	@ Denver	76,082
10/12	W	30-6	WASHINGTON	63,264
10/19	W	17-14	@ Philadelphia	68,572
10/26	W	37-6	ST. LOUIS	60,756
11/2	L	14-17	@ N.Y. Giants	74,871
11/9	L	13-17	L.A. RAIDERS	61,706
11/16	W	24-21	@ San Diego	55,622
11/23	L	14-41	@ Washington	55,642
11/27	L	14-31	SEATTLE	58,023
12/7	L	10-29	@ L.A. Rams	64,949
12/14	L	21-23	PHILADELPHIA	46,117
12/21	L	10-24	CHICAGO	57,256

TEAM STATISTICS	DALLAS	OPP
FIRST DOWNS	325	286
Rushing	98	118
Passing	199	148
Penalty	28	20
Third Down-Made/Att.	80/213	89/226
Third Down Efficiency	37.6	39.4
Fourth Down-Made/Att.	6/14	4/7
TOTAL NET YARDS	5,474	4,985
Avg. Per Game	342.2	311.6
Total Plays	1,054	1,017
Avg. Per Play	5.2	4.9
NET YARDS RUSHING	1,969	2,200
Avg. Per Game	123.1	137.5
Total Rushes	447	500
Avg. Per Rush	4.4	4.4
NET YARDS PASSING	3,505	2,785
Sacked/Yards Lost	60/498	53/364
Gross Yards	4,003	3,149
Attempts/Completions	547/319	464/226
Pct. of Completions	58.3	48.7
Had Intercepted	24	17
PUNTS/AVERAGE	87/40.2	87/41.6
Net Punting Average	34.5	36.6
PUNT RET./AVG.	46/5.5	41/7.3
KICKOFF RET./AVG.	59/20.5	66/20.6
INT./AVG. RET.	17/10.8	24/13.8
PENALTIES/YARDS	111/931	90/817
FUMBLES/BALL LOST	44/17	29/18
TOUCHDOWNS	43	41
Rushing	21	17
Passing	21	21
Returns	1	3
EXTRA POINTS/ATTEMPTS	43/43	39/41
FIELD GOALS/ATTEMPTS	15/21	16/30
AVG TIME OF POSSESSION	31:14	28:46

RUSHING	ATT	YDS	AVG	LG	TD
Dorsett	184	748	4.1	33	5
Walker	151	737	4.9	84	12
Pelluer	41	255	6.2	21	1
Newsome	34	110	3.2	13	2
Collier	6	53	8.8	21	0
Clack	4	19	4.8	8	0
D. White	8	16	2.0	10	1
Sherrard	2	11	5.5	8	0
Cosbie	1	9	9.0	9	0
Lavette	10	6	0.6	5	0
Fowler	6	5	0.8	2	0
COWBOYS	447	1,969	4.4	84	21
Opponents	500	2,200	4.4	50	17

RECEIVING	NO	YDS	AVG	LG	TD
Walker	76	837	11.0	84	2
Hill	49	770	15.7	63	3
Newsome	48	421	8.8	30	3
Sherrard	41	744	18.2	68	5
Cosbie	28	312	11.1	22	1
Dorsett	25	267	10.7	36	1
Renfro	22	325	14.8	30	3
Banks	17	202	11.9	23	0
Chandler	6	57	9.5	15	2
Lavette	5	31	6.2	9	1
Fowler	1	19	19.0	19	0
Clack	1	18	18.0	18	0
COWBOYS	319	4,003	12.6	84	21
Opponents	232	3,149	13.6	71	21

INTERCEPTIONS	NO	YDS	AVG	LG	TD
Downs	6	54	9.0	31	0
Fellows	5	46	9.2	34	1
Walls	3	46	15.3	24	0
Scott	1	31	31.0	31	0
Lockhart	1	5	5.0	5	0
Holloway	1	1	1.0	1	0
COWBOYS	17	183	10.8	34	1
Opponents	24	331	13.8	56	2

PUNTING	NO	YDS	AVG	TBIN20	LG	BL	NET
Saxon	87	3,498	40.2	10	28	58	1 34.5
COWBOYS	87	3,498	40.2	10	28	58	1 34.5
Opp.	87	3,620	41.6	9	17	62	1 36.6

PUNT RETURNS	NO	FC	YDS	AVG	LG	TD
Banks	27	14	160	5.9	20	0
Lavette	18	3	92	5.1	28	0
Holloway	1	0	0	0.0	0	0
COWBOYS	46	17	252	5.5	28	0
Opponents	41	14	301	7.3	26	0

KICKOFF RETURNS	NO	YDS	AVG	LG	TD
Lavette	36	699	19.4	37	0
Clack	19	421	22.2	51	0
Newsome	2	32	16.0	18	0
Banks	1	56	56.0	56	0
Tuinei	1	0	0.0	0	0
COWBOYS	59	1,208	20.5	56	0
Opponents	66	1,358	20.6	38	0

SCORE BY QUARTERS	1	2	3	4	OT	T
COWBOYS	61	105	62	118	0	346
Opponents	44	136	74	83	0	337

FIELD GOALS	11-19	20-29	30-39	40-49	50+
Septien	0-0	4-5	6-7	4-7	1-2
COWBOYS	0-0	4-5	6-7	4-7	1-2
Opponents	1-1	4-5	5-8	5-7	1-9

Septien: (35), (27), (32, 42M), (21, 37, 36), (38), (44, 43, 47), (33M, 42M, 63M), (20, 44M, 20), (33, 28M), (1), (1), (48), (1), (50)
Opponents: (36M), (1), (47, 33, 56M, 52B, 18), (42B), (1), (50M, 51M, 37M), (50M, 31M), (35, 36), (25, 51M), (45), (44M, 55M), (50M, 25), (41), (42, 26M), (37, 27), (26, 50, 40), (31)

SCORING	TDR	TDP	TDR1	FG	PAT	S	TP
Septien	0	0	0	15/21	43/43	0	88
Walker	12	2	0	0/0	0/0	0	84
Dorsett	5	1	0	0/0	0/0	0	36
Newsome	2	3	0	0/0	0/0	0	30
Sherrard	0	5	0	0/0	0/0	0	30
Hill	0	3	0	0/0	0/0	0	18
Renfro	0	3	0	0/0	0/0	0	18
Chandler	0	2	0	0/0	0/0	0	12
Cosbie	0	1	0	0/0	0/0	0	6
Fellows	0	0	1a	0/0	0/0	0	6
Lavette	0	1	0	0/0	0/0	0	6
Pelluer	1	0	0	0/0	0/0	0	6
D. White	1	0	0	0/0	0/0	0	6
COWBOYS	21	21	1	15/21	43/43	0	346
Opponents	17	21	3	16/30	39/41	2	337

* 22 interception return vs. St. Louis (9/29)
* Pitts 28 fumble return vs. Atlanta (9/21)
Butler 33 interception return vs. Atlanta (9/21)
Irvin 50 interception return vs. L.A. Rams (12/7)
+ R. Jones safety vs. Denver (10/5)
Jeter safety vs. L.A. Rams (12/7)

USUAL STARTERS

WR Tony Hill	LE Ed Jones
LT Mark Tuinei(11)	LT John Dutton
Phil Pozderac(3)	RT Randy White
LG Glen Titensor	RE Jim Jeffcoat
C. Tom Rafferty	LLB Mike Hegman
RG Crawford Ker	MLB Eugene Lockhart
RT Jim Cooper(9)	RLB Jeff Rohrer
Phil Pozderac(7)	LCB Everson Walls
TE Doug Cosbie	RCB Ron Fellows
WR Mike Renfro(6)	SS Bill Bates
Gordon Banks(5)	FS Michael Downs
Mike Sherrard(4)	
QB Steve Pelluer(9)	
Danny White(6)	
RB Tony Dorsett(12)	
Herschel Walker(4)	
FB Timmy Newsome(12)	
Herschel Walker(4)	

PASSING	ATT	COMP	YDS	PCT	AVG	ATT	TD	INT	PCT	INT	LG	SKS/YDS	RATING
Pelluer	378	215	2,727	56.9	7.21	8	2	17	4.5	84	47/362	67.9	
D. White	153	95	1,157	62.1	7.56	12	7	5	3.3	63	10/98	97.9	
Collier	15	8	96	53.3	6.40	1	6	2	13.3	27	3/38	55.8	
Renfro	1	1	23	100.0	23.00	0	0	0	0.0	23	0/0	118.8	
COWBOYS	547	319	4,003	58.3	7.32	21	3	24	4.4	84	60/498	75.7	
Opponents	464	226	3,149	48.7	6.79	21	4	17	3.7	71	53/364	70.8	

1987 ★ DALLAS COWBOYS STATISTICS ★ 1987

RECORD: 7-8
SECOND PLACE, NFC EAST
HEAD COACH: TOM LANDRY

Date	W/L	Score	Opponent	Ath.
9/13	L	13-24	@ St. Louis	47,241
9/20	W	16-14	@ N.Y. Giants	73,426
9/27			BUFFALO	cancelled
10/4	W	38-24	@ N.Y. Jets	12,370
10/11	W	41-22	PHILADELPHIA	40,622
10/19	L	7-13	WASHINGTON	60,415
10/25	L	20-37	@ Philadelphia	61,630
11/2	W	33-24	N.Y. GIANTS	55,730
11/8	L	17-27	@ Detroit	45,325
11/15	W	23-17	@ New Eng. (OT)	60,567
11/22	L	14-20	MIAMI	56,519
11/26	L	38-44	MINNESOTA (OT)	54,229
12/6	L	10-21	ATLANTA	40,013
12/13	L	20-24	@ Washington	54,822
12/21	W	29-21	@ L.A. Rams	60,700
12/27	W	21-16	ST. LOUIS	36,788

TEAM STATISTICS	DALLAS	OPP
FIRST DOWNS	293	294
Rushing	93	85
Passing	176	175
Penalty	24	34
Third Down-Made/Att	86/222	96/223
Third Down Efficiency	38.3	43.1
Fourth Down-Made/Att	3/9	6/14
TOTAL NET YARDS	5,056	5,061
Avg. Per Game	337.1	337.4
Total Plays	1,017	1,012
Avg. Per Play	5.0	5.0
NET YARDS RUSHING	1,865	1,617
Avg. Per Game	124.3	107.8
Total Rushes	465	459
Avg. Per Rush	4.0	3.5
NET YARDS PASSING	3,191	3,444
Sacked/Yards Lost	52/403	51/337
Gross Yards	3,594	3,781
Attempts/Completions	500/288	502/269
Pct. of Completions	57.6	53.6
Had Intercepted	20	23
PUNTS/AVERAGE	84/39.6	75/40.6
Net Punting Average	33.7	34.0
PUNT RET./AVG.	41/8.6	45/8.4
KICKOFF RET./AVG.	64/20.2	65/19.7
INT./AVG. RET.	23/9.0	20/14.0
PENALTIES/YARDS	131/1,091	100/851
FUMBLES/BALL LOST	30/20	29/20
TOUCHDOWNS	38	42
Rushing	17	19
Passing	19	21
Returns	2	2
EXTRA POINTS/ATTEMPTS	37/37	39/41
FIELD GOALS/ATTEMPTS	25/29	19/29
AVG TIME OF POSSESSION	31:01	29:28

SCORE BY QUARTERS	1	2	3	4	OT	T
COWBOYS	71	108	78	77	6	340
Opponents	84	68	79	111	6	348

PASSING	ATT	COMP	YDS	PCT	ATT	TD	INT	PCT	PCT	LG	SKS/YDS	RATING
D. White	362	215	2,617	59.4	7.23	12	3.3	17	4.7	43	44/353	73.2
Pelluer	101	55	642	54.5	6.36	3	3.0	2	2.0	44	5/35	75.6
Sweeney	28	14	291	50.0	10.39	4	14.3	1	3.6	771	3/15	111.8
Snyder	9	4	44	44.4	4.89	0	0.0	0	0.0	22	0/0	59.5
COWBOYS	500	288	3,594	57.6	7.19	19	3.8	20	4.0	771	52/403	76.0
Opponents	502	269	3,781	53.6	7.53	21	4.2	23	4.6	621	51/337	73.0

RUSHING	ATT	YDS	AVG	LG	TD
Walker	209	891	4.3	601	7
Dorsett	130	456	3.5	24	1
Pelluer	25	142	5.7	21	1
Blount	46	125	2.7	15	3
Newsome	25	121	4.8	24	2
Edwards	2	61	30.5	621	1
Adams	7	49	7.0	271	1
D. White	10	14	1.4	8	1
Sweeney	5	8	1.6	5	0
E.J. Jones	2	7	3.5	5	0
Snyder	2	0	0.0	0	0
G. White	1	-4	-4.0	-4	0
Cosbie	1	-5	-5.0	-5	0
COWBOYS	465	1,865	4.0	621	17
Opponents	459	1,617	3.5	521	19

RECEIVING	ATT	YDS	AVG	LG	TD
Walker	60	715	11.9	44	1
Renfro	46	662	14.4	43	4
Cosbie	36	421	11.7	30	3
Edwards	34	521	15.3	381	3
Newsome	34	274	8.1	30	2
Dorsett	19	177	9.3	33	1
Banks	15	231	15.4	34	1
Barksdale	12	165	13.8	22	1
Burbage	7	168	24.0	771	2
Martin	5	103	20.6	33	0
G. White	5	46	9.2	14	0
Chandler	5	25	5.0	9	1
E.J. Jones	3	16	5.3	10	0
Spivey	2	34	17.0	25	0
C. Scott	1	11	11.0	11	0
Adams	1	8	8.0	8	0
Fowler	1	6	6.0	6	0
Lavette	1	6	6.0	6	0
Blount	1	5	5.0	5	0
COWBOYS	288	3,594	12.5	771	19
Opponents	269	3,781	14.1	621	21

INTERCEPTIONS	NO	YDS	AVG	LG	TD
Walls	5	38	7.6	30	0
Downs	4	56	14.0	27	0
Bates	3	28	9.3	28	0
Haynes	3	7	2.3	7	0
Francis	2	18	9.0	181	1
Jeffcoat	1	26	26.0	261	1
Penn	1	21	21.0	21	0
Lockhart	1	13	13.0	13	0
Scott	1	1	1.0	1	0
Green	1	0	0.0	0	0
R. White	1	0	0.0	0	0
COWBOYS	23	208	9.0	30	2
Opponents	20	279	14.0	69	0

PUNTING	NO	YDS	AVG	TB1N20	LG	BL	NET
Saxon	68	2,685	39.5	5	20	63	34.2
Sawyer	16	639	39.9	1	3	54	31.4
COWBOYS	84	3,324	39.6	6	23	63	33.7
Opp.	75	3,042	40.6	7	14	64	34.0

PUNT RETURNS	NO	FC	YDS	AVG	LG	TD
Martin	22	2	216	9.8	38	0
Edwards	8	1	75	9.4	13	0
Banks	5	1	33	6.6	12	0
Burbage	5	1	29	5.8	13	0
Livingston	1	0	0	0.0	0	0
COWBOYS	41	5	353	8.6	38	0
Opponents	45	17	376	8.4	781	0

KICKOFF RETURNS	NO	YDS	AVG	LG	TD
Clack	29	635	21.9	48	0
Martin	12	237	19.8	38	0
Edwards	7	155	22.1	32	0
Adams	6	113	18.8	27	0
Lavette	4	72	18.0	22	0
Spivey	2	49	24.5	29	0
Newsome	2	22	11.0	12	0
Chandler	1	7	7.0	7	0
Borresen	1	5	5.0	5	0
COWBOYS	64	1,295	20.2	48	0
Opponents	65	1,281	19.7	45	0

FIELD GOALS	11-19	20-29	30-39	40-49	50+
Ruzek	0-0	8-8	6-7	8-10	0-1
Zendejas	0-0	0-0	1-1	1-2	1-1
COWBOYS	0-0	8-8	7-8	9-12	1-1
Opponents	2-2	5-6	8-10	4-11	0-0
Ruzek: (22.29), (46.42.28), (1.0), (1.0), (23.498.25), (34.49.40.35), (38.36M), (20), (1), (38), (44), (22.43M.37), (24.42.44.47.37), (1)					
Zendejas: (1.0), (1.0), (33), (49M.44.50), (0.0), (0.0), (0.0), (0.0), (0.0), (0.0), (1)					
Opponents: (23), (46M), (1.0), (20), (40.38M), (19.43M, 39), (46.28M.45.21), (35), (30.19), (35M, 41), (26.48M.33), (44B.47M.33.46M), (1), (31), (47M), (32.28.37)					

SCORING	TD	R	TOP	TD	FG	PAT	S	PT
Ruzek	0	0	0	0	22/25	26/26	0	92
Walker	7	1	0	0	0/0	0/0	0	48
Edwards	1	3	0	0	0/0	0/0	0	24
Newsome	2	2	0	0	0/0	0/0	0	24
Renfro	0	4	0	0	0/0	0/0	0	24
Zendejas	0	0	0	0	3/4	10/10	0	19
Blount	3	0	0	0	0/0	0/0	0	18
Cosbie	0	3	0	0	0/0	0/0	0	18
Burbage	0	2	0	0	0/0	0/0	0	12
Dorsett	1	1	0	0	0/0	0/0	0	12
Adams	1	0	0	0	0/0	0/0	0	6
Banks	0	1	0	0	0/0	0/0	0	6
Barksdale	0	1	0	0	0/0	0/0	0	6
Chandler	0	1	0	0	0/0	0/0	0	6
Francis	0	0	0	1a	0/0	0/0	0	6
Jeffcoat	0	0	0	1b	0/0	0/0	0	6
Pelluer	1	0	0	0	0/0	0/0	0	6
D. White	1	0	0	0	0/0	0/0	0	6
Brady	0	0	0	0	0/0	1/1	0	1

a 18 interception return vs. New England (11/15)

b 26 interception return vs. N.Y. Giants (11/5)

* Harper 78 punt return vs. N.Y. Jets (10/4)

R. Moore 20 fumble return vs. Atlanta (12/6)

USUAL STARTERS

WR	Kevin Edwards(9)	LE	Ed Jones
	Gordon Banks(4)	LT	Kevin Brooks(12)
LT	Mark Tunei(8)		Mike Dwyer(3)
	Darley Smith(7)	RT	Randy White
LG	Nate Newton(11)	RE	Jim Jeffcoat
	Sal Cesario(3)	LLB	Mike Hegman(10)
C	Tom Rafferty(12)		Dale Jones(3)
	Mike Zentici(3)	MLB	Edgemoor Lockhart(9)
RG	Crawford Ker(12)		Russ Swan(3)
	Bob White(3)	RLB	Jeff Rohrer(12)
RT	Kevin Gogan(10)		Chris Dulaiban(3)
	Steve Cisowski(3)	LCB	Everson Walls
TE	Doug Cosbie(12)	RCB	Ron Francis(11)
	Rich Borresen(3)		Robert Williams(3)
WR	Mike Renfro	SS	Bill Bates(11)
QB	Danny White(9)		Tommy Haynes(3)
	Steve Pelluer(4)	FS	Michael Downs(12)
RB	Herschel Walker(7)		Alex Green(3)
	Tony Dorsett(6)		
FB	Timmy Newsome(8)		
	Gerald White(3)		
	Herschel Walker(3)		



1988 ★ DALLAS COWBOYS STATISTICS ★ 1988

RECORD: 3-13
FIFTH PLACE, NFC EAST
HEAD COACH: TOM LANDRY

Date	W/L	Score	Opponent	Att.
9/4	L	21-24	@ Pittsburgh	56,813
9/12	W	17-14	@ Phoenix	67,139
9/18	L	10-12	N.Y. GIANTS	55,325
9/25	W	26-20	ATLANTA	39,702
10/3	L	17-20	@ New Orleans	68,474
10/9	L	17-35	WASHINGTON	63,235
10/16	L	7-17	@ Chicago	64,759
10/23	L	23-24	@ Philadelphia	66,309
10/30	L	10-16	PHOENIX	42,196
11/6	L	21-29	@ N.Y. Giants	75,826
11/13	L	3-43	MINNESOTA	57,830
11/20	L	24-38	CINCINNATI	37,865
11/24	L	17-25	HOUSTON	50,845
12/4	L	21-24	@ Cleveland	77,683
12/11	W	24-17	@ Washington	51,526
12/18	L	7-23	PHILADELPHIA	46,131

TEAM STATISTICS	DALLAS	OPP
FIRST DOWNS	311	297
Rushing	112	93
Passing	175	180
Penalty	24	24
Third Down-Made/Att	84/217	89/226
Third Down Efficiency	38.7	39.4
Fourth Down-Made/Att	7/16	4/11
TOTAL NET YARDS	5,483	5,414
Avg. Per Game	342.7	338.4
Total Plays	1,059	1,023
Avg. Per Play	5.2	5.3
NET YARDS RUSHING	1,995	1,858
Avg. Per Game	124.7	116.1
Total Rushes	469	454
Avg. Per Rush	4.3	4.1
NET YARDS PASSING	3,488	3,556
Sacked/Yards Lost	35/239	46/327
Gross Yards	3,727	3,883
Attempts/Completions	555/307	523/264
Pct. of Completions	55.3	50.5
Had Intercepted	27	10
PUNTS/AVERAGE	80/40.9	86/41.6
Net Punting Average	34.2	36.0
PUNT RET./AVG.	45/8.0	37/6.5
KICKOFF RET./AVG.	69/20.4	56/18.9
INT./AVG. RET.	10/6.7	27/11.6
PENALTIES/YARDS	141/1,148	92/772
FUMBLES/BALL LOST	22/13	24/9
TOUCHDOWNS	32	44
Rushing	10	13
Passing	21	30
Returns	1	1
EXTRA POINTS/ATTEMPTS	32/32	41/44
FIELD GOALS/ATTEMPTS	13/25	24/29
AVG TIME OF POSSESSION	30.41	29.19

RUSHING	ATT	YDS	AVG	LG	TD
Walker	361	1,514	4.2	38	5
Pelluer	51	314	6.2	27	2
Newsome	32	75	2.3	8	3
Clack	11	54	4.9	17	0
Sweeney	6	34	5.7	10	0
Fowler	3	6	2.0	4	0
Irvin	1	2	2.0	2	0
Martin	4	-4	-1.0	11	0
COWBOYS	469	1,995	4.3	38	10
Opponents	454	1,858	4.1	51	13

RECEIVING	NO	YDS	AVG	LG	TD
Alexander	54	788	14.6	50	6
Walker	53	505	9.5	50	2
Martin	49	622	12.7	35	3
Irvin	32	654	20.4	61	5
Newsome	30	236	7.9	32	0
Chandler	18	186	10.3	29	1
Clack	17	126	7.4	18	1
Gay	15	205	13.7	25	1
Cosbie	12	112	9.3	21	0
Fowler	10	64	6.4	13	0
Folsom	9	84	9.3	20	2
Edwards	5	93	18.6	27	0
Burbage	2	50	25.0	41	0
Newton	1	2	2.0	2	0
COWBOYS	307	3,727	12.1	61	21
Opponents	264	3,883	14.7	73	30

INTERCEPTIONS	NO	YDS	AVG	LG	TD
Williams	2	18	9.0	12	0
Downs	2	3	1.5	3	0
Walls	2	0	0.0	0	0
Francis	1	29	29.0	29	0
Noonan	1	17	17.0	17	1
Rates	1	0	0.0	0	0
Hendrix	1	0	0.0	0	0
COWBOYS	10	67	6.7	29	1
Opponents	27	314	11.6	66	0

PUNTING	NO	YDS	AVG	TB	IN	20	LG	BL	NET
Saxon	80	3,271	40.9	15	24	55	0	34.2	
COWBOYS	80	3,271	40.9	15	24	55	0	34.2	
Opp.	86	3,574	41.6	6	19	70	0	36.0	

PUNT RETURNS	NO	FC	YDS	AVG	LG	TD
Martin	44	15	360	8.2	21	0
Walls	1	0	0	0.0	0	0
COWBOYS	45	15	360	8.0	21	0
Opponents	37	15	239	6.5	18	0

KICKOFF RETURNS	NO	YDS	AVG	LG	TD
Clack	32	690	21.6	40	0
Burbage	20	448	22.4	53	0
Martin	12	210	17.5	31	0
Higgs	2	31	15.5	17	0
Smith	2	24	12.0	13	0
B. White	1	7	7.0	7	0
COWBOYS	69	1,410	20.2	53	0
Opponents	56	1,060	18.9	44	0

SCORE BY QUARTERS	1	2	3	4	OT	T
COWBOYS	71	47	64	83	0	265
Opponents	80	125	74	102	0	381

FIELD GOALS	11-19	20-29	30-39	40-49	50+
Zendejas	0-0	0-0	0-0	1-3	0-0
Ruzek	0-0	4-5	4-7	3-7	1-3

COWBOYS	0-0	4-5	4-7	4-10	1-3
Opponents	0-0	9-9	8-9	6-10	1-1

Zendejas: (49M), (47.49M), (0.0), (0.0), (0.0), (0.0), (0.0), (0.0), (0.0), (0.0)

Ruzek: (1.1), (41.28M), (43M.24), (39M.39), (45.53M), (42M.35M), (26.34.30), (39.1), (50.44), (29.488.50M), (22.47M, 37M), (40M), (21.42M), (39), (32), (37.50.47), (39.27), (41), (28.49.47.22), (25), (41), (37.35M, 27.27)

SCORING	TD	TD	TD	FG	PAT	S	TP
Ruzek	0	0	0	12/22	27/27	0	63
Walker	5	2	0	0/0	0/0	0	42
Alexander	0	6	0	0/0	0/0	0	36
Irvin	0	5	0	0/0	0/0	0	30
Martin	0	3	0	0/0	0/0	0	18
Newsome	3	0	0	0/0	0/0	0	18
Folsom	0	2	0	0/0	0/0	0	12
Pelluer	2	0	0	0/0	0/0	0	12
Noonan	0	0	1a	0/0	0/0	1#	8
Zendejas	0	0	0	1/3	5/5	0	8
Chandler	0	1	0	0/0	0/0	0	6
Clack	0	1	0	0/0	0/0	0	6
Gay	0	1	0	0/0	0/0	0	6
COWBOYS	10	21	1	13/25	32/32	1	265
Opponents	13	30	1*	24/29	41/44	2	381

a 17 interception return vs. Atlanta (9/25)

safety vs. Atlanta (9/25)

* H. Thomas 2 fumble return vs. Minnesota

(11/13)

& Collins safety vs. N.Y. Giants (9/18)

Doelman/Baker safety vs. Minnesota (11/13)

USUAL STARTERS

WR Ray Alexander	LE Ed Jones
LT Dave Widell(8)	LT Kelvin Brooks
Darryle Smith(4)	RT Danny Noonan
Mark Tuinei(4)	RE Jim Jeffcoat
LG Nate Newton	LLB Ron Burton
C. Tom Raftery	MLB Eugene Lockhart
RG Crawford Ker	RLB Garry Cobb
RT Kevin Gogan	LCB Everson Walls
TE Thornton Chandler(12)	RCB Robert Williams
Doug Cosbie(4)	SS Bill Bates
WR Michael Irvin(10)	FS Michael Downs
Kevin Martin(6)	
QB Steve Pelluer	
RB Herschel Walker	
FB Timmy Newsome(8)	
Todd Fowler(6)	

PASSING	ATT	COMP	YDS	PCT	AVG	TD	INT	PCT	LG	SKS	YDS	RATING
Pelluer	435	245	3139	56.3	7.22	17	3.9	19	4.4	611	21/112	73.9
Sweeney	78	33	314	42.3	4.02	3	3.9	5	6.4	28	9/80	40.2
D. White	42	29	274	69.1	6.52	1	2.4	3	7.1	24	5/47	65.0
COWBOYS	555	307	3,727	55.3	6.72	21	3.8	27	4.9	611	35/239	68.5
Opponents	523	264	3,883	50.5	7.42	30	5.7	10	1.9	731	46/327	86.2

1990 ★ DALLAS COWBOYS STATISTICS ★ 1990

RECORD: 7-9
FOURTH PLACE, NFC EAST
HEAD COACH: JIMMY JOHNSON

Date	W/L	Score	Opponent	Att.
9/9	W	17-14	SAN DIEGO	48,063
9/16	L	7-28	N.Y. GIANTS	61,090
9/23	L	15-19	@ Washington	53,804
9/30	L	17-31	@ N.Y. Giants	75,923
10/7	W	14-10	TAMPA BAY	60,076
10/14	L	3-20	@ Phoenix	45,235
10/21	W	17-13	@ Tampa Bay	68,315
10/28	L	20-21	PHILADELPHIA	62,605
11/4	L	9-24	@ N.Y. Jets	68,086
11/11	L	6-24	SAN FRANCISCO	62,966
11/18	W	24-21	@ L.A. Rams	58,589
11/22	W	27-17	WASHINGTON	60,355
12/2	W	17-13	NEW ORLEANS	60,087
12/9			- Bye -	
12/16	W	41-10	PHOENIX	60,190
12/23	L	3-17	@ Philadelphia	63,895
12/30	L	7-26	@ Atlanta	50,097

TEAM STATISTICS	DALLAS	OPP
FIRST DOWNS	250	280
Rushing	88	109
Passing	135	153
Penalty	27	18
Third Down-Made/Att.	67/198	85/208
Third Down Efficiency	33.8	40.9
Fourth Down-Made/Att.	5/10	8/16
TOTAL NET YARDS	4,081	4,615
Avg. Per Game	255.1	288.4
Total Plays	911	988
Avg. Per Play	4.5	4.7
NET YARDS RUSHING	1,500	1,976
Avg. Per Game	93.8	123.5
Total Rushes	393	482
Avg. Per Rush	3.8	4.1
NET YARDS PASSING	2,581	2,639
Sacked/Yards Lost	43/317	36/292
Gross Yards	2,898	2,931
Attempts/Completions	475/254	470/271
Pct. of Completions	53.5	57.7
Had Intercepted	24	11
PUNTS/AVERAGE	79/43.2	70/40.9
Net Punting Average	35.6	36.2
PUNT RET./AVG.	39/6.4	43/10.2
KICKOFF RET./AVG.	54/20.4	55/20.7
INT./AVG. RET.	11/11.5	24/17.4
PENALTIES/YARDS	98/729	104/911
FUMBLES/BALL LOST	27/9	32/19
TOUCHDOWNS	27	36
Rushing	13	18
Passing	12	12
Returns	2	6
EXTRA POINTS/ATTEMPTS	26/27	36/36
FIELD GOALS/ATTEMPTS	18/25	18/26
AVG TIME OF POSSESSION	28:44	31:16

RUSHING	ATT	YDS	AVG	LG	TD
E. Smith	241	937	3.9	48†	11
Agee	53	213	4.0	28	0
Aikman	40	172	4.3	20	1
Highsmith	19	48	2.5	7	0
Dixon	11	43	3.9	18	0
Johnston	10	35	3.5	8	1
Wright	3	26	8.7	14	0
Saxon	1	20	20.0	20	0
Laufenberg	2	6	3.0	5	0
T. Smith	6	6	1.0	3	0
Bates	1	4	4.0	4	0
Walsh	1	0	0.0	0	0
Martin	4	-2	-0.5	3	0
McKinnon	1	-8	-8.0	-8	0
COWBOYS	393	1,500	3.8	48†	13
Opponents	482	1,976	4.1	67	18

RECEIVING	NO	YDS	AVG	LG	TD
Martin	64	732	11.4	45	0
Novacek	59	657	11.1	41	4
Agee	30	272	9.1	30	1
E. Smith	24	228	9.5	57	0
Irvin	20	413	20.7	61†	5
McKinnon	14	172	12.3	28†	1
Johnston	14	148	10.6	26	1
Awalt	13	133	10.2	25	0
Wright	11	104	9.5	20	0
Highsmith	3	13	4.3	7	0
Dixon	2	26	13.0	21	0
COWBOYS	254	2,898	11.4	61†	12
Opponents	271	2,931	10.8	58†	12

INTERCEPTIONS	NO	YDS	AVG	LG	TD
Holt	3	72	24.0	64†	1
Washington	3	24	8.0	13	0
Bates	1	4	4.0	4	0
Gant	1	26	26.0	26	0
Hendrix	1	0	0.0	0	0
Horton	1	0	0.0	0	0
Williams	1	0	0.0	0	0
COWBOYS	11	126	11.5	64†	1
Opponents	24	353	14.7	61†	4

PUNTING	NO	YDS	AVG	TB	IN	LG	BL	NET
Saxon	79	3,413	43.2	8	20	62	0	35.6
COWBOYS	79	3,413	43.2	8	20	62	0	35.6
Opp.	70	2,866	40.9	4	15	62	2	36.2

PUNT RETURNS	NO	FC	YDS	AVG	LG	TD
Shepard	20	1	121	6.1	13	0
Harris	12	6	63	5.3	12	0
Martin	5	3	46	9.2	17	0
McKinnon	2	1	20	10.0	20	0
COWBOYS	39	11	250	6.4	20	0
Opponents	43	8	438	10.2	98†	1

KICKOFF RETURNS	NO	YDS	AVG	LG	TD
Dixon	36	736	20.4	47	0
Wright	12	276	23.0	90†	1
Shepard	4	75	18.8	22	0
Stepnoski	1	15	15.0	15	0
Harris	1	0	0.0	0	0
COWBOYS	54	1,102	20.4	90†	1
Opponents	55	1,136	20.7	76†	1

SCORE BY QUARTERS	1	2	3	4	OT	T
COWBOYS	50	46	40	108	0	244
Opponents	55	102	52	100	0	308

FIELD GOALS	11-19	20-29	30-39	40-49	50+
Willis	0-0	4-4	7-9	7-8	0-4
COWBOYS	0-0	4-4	7-9	7-8	0-4
Opponents	0-0	9-9	5-8	2-6	2-3

Willis: (31), (1), (33.51M), (56M), (41), (22), (1), (37), (43M), (24), (43.43.51M), (37.35.32), (23.37), (53M), (23), (49.41), (47), (1), (46), (34M), (33M)
Opponents: (31M), (1), (37.23.24.55), (47M), (34), (33), (28.28), (37M), (23.32), (1), (24), (39M), (42.43M), (1), (52M), (25), (43.50), (38), (47M), (29), (44M), (23)

SCORING	TD	R	TD	FG	PAT	S	TP
Willis	0	0	0	18/25	26/26	0	80
E. Smith	11	0	0	0/0	0/0	0	66
Irvin	0	5	0	0/0	0/0	0	30
Novacek	0	4	0	0/0	0/0	0	24
Johnston	1	1	0	0/0	0/0	0	12
Agee	0	1	0	0/0	0/0	0	6
Aikman	1	0	0	0/0	0/0	0	6
Holt	0	0	1a	0/0	0/0	0	6
McKinnon	0	1	0	0/0	0/0	0	6
Wright	0	0	1b	0/0	0/0	0	6
COWBOYS	13	12	2	18/25	26/27	#	244
Opponents	18	12	6*	18/26	36/36	#	308

a 64 interception return vs. Tampa Bay (10/21)

b 90 kickoff return vs. N.Y. Giants (9/16)

Mojsiejek stepped out of end zone vs.

Washington (9/23)

* Taylor 11 interception return vs. N.Y. Giants

(9/16)

Green 18 interception return vs. Washington

(9/23)

Mathis 98 punt return vs. N.Y. Jets (11/4)

Allen 35 interception return vs. Philadelphia

(12/23)

Jones 76 kickoff return vs. Atlanta (12/30)

Sanders 61 interception return vs. Atlanta (12/30)

& Green tackled E. Smith in end zone vs. Atlanta

(12/30)

USUAL STARTERS

WR	Michael Irvin(7)	LE	Daniel Stubbs
	Dennis McKinnon(7)	LT	Dean Hamel(11)
LT	Mark Tune(13)		Jimmie Jones(5)
	Kevin Gogan(3)	RT	Danny Noonan
LG	Crawford Ker	RE	Jim Jeffcoat(13)
C	Mark Stepnoski		Tony Tolbert(3)
RG	John Gese(11)	LLB	Jack Del Rio
	Tony Staton(4)	MLB	Eugene Lockhart
RT	Nate Newton	RLB	Ken Norton
TE	Jay Novacek	LCB	Isaac Holt
WR	Kelvin Martin	RCB	Manny Hendrix(10)
QB	Troy Aikman		Robert Williams(6)
RB	Emmitt Smith	SS	Vince Abertson(8)
FB	Tommie Agee(11)		James Washington(8)
	Alonzo Highsmith(5)	FS	Ray Horton

PASSING	ATT	COMP	YDS	PCT	AVG	TD	INT	PCT	INT	PCT	LG	SKS/YDS	RATING
Aikman	399	226	2,579	56.6	6.46	11	2.8	18	4.5	61†	39/288	66.6	
Laufenberg	67	24	279	35.8	4.16	1	1.5	6	9.0	27†	4/29	16.9	
Walsh	9	4	40	44.4	4.44	0	0.0	0	0.0	20	0/0	57.6	
COWBOYS	475	254	2,898	53.5	6.10	12	2.5	24	5.1	61†	43/317	59.4	
Opponents	470	271	2,931	57.7	6.24	12	2.6	11	2.3	58†	26/292	74.9	

1991 ★ DALLAS COWBOYS STATISTICS ★ 1991

RECORD: 11-5
SECOND PLACE, NFC EAST
HEAD COACH: JIMMY JOHNSON

Date	W/L	Score	Opponent	Att.
9/1	W	26-14	@ Cleveland	78,860
9/9	L	31-33	WASHINGTON	63,025
9/15	L	0-24	PHILADELPHIA	62,656
9/22	W	17-9	@ Phoenix	68,814
9/29	W	21-16	N.Y. GIANTS	64,010
10/6	W	20-17	@ Green Bay	53,695
10/13	W	35-23	CINCINNATI	63,275
10/20			- Bye -	
10/27	L	10-34	@ Detroit	74,906
11/3	W	27-7	PHOENIX	61,190
11/10	L	23-26	@ Houston (OT)	63,001
11/17	L	9-22	@ N.Y. Giants	76,410
11/24	W	24-21	@ Washington	55,561
11/28	W	20-10	PITTSBURGH	62,253
12/8	W	24-13	NEW ORLEANS	64,530
12/15	W	25-13	@ Philadelphia	65,854
12/22	W	31-27	ATLANTA	60,962

1991 FIRST ROUND PLAYOFFS

12/29	W	17-13	@ Chicago	62,594
-------	---	-------	-----------	--------

1991 DIVISIONAL PLAYOFFS

1/5/92	L	6-38	@ Detroit	78,290
--------	---	------	-----------	--------

TEAM STATISTICS	DALLAS	OPP
FIRST DOWNS	304	299
Rushing	89	103
Passing	191	180
Penalty	24	16
Third Down-Made/Att.	74/196	76/194
Third Down Efficiency	37.8	39.2
Fourth Down-Made/Att.	6/14	7/17
TOTAL NET YARDS	5,101	5,066
Avg. Per Game	318.8	316.6
Total Plays	971	963
Avg. Per Play	5.3	5.3
NET YARDS RUSHING	1,711	1,571
Avg. Per Game	106.9	98.2
Total Rushes	433	400
Avg. Per Rush	4.0	3.9
NET YARDS PASSING	3,390	3,495
Sacked/Yards Lost	38/273	23/151
Gross Yards	3,663	3,646
Attempts/Completions	500/305	540/320
Pct. of Completions	61.0	59.3
Had Intercepted	12	12
PUNTS/AVERAGE	57/42.6	61/38.8
Net Punting Average	36.8	32.4
PUNT RET./AVG.	29/10.7	28/8.3
KICKOFF RET./AVG.	52/21.7	69/16.9
INT./AVG. RET.	12/13.9	12/20.3
PENALTIES/YARDS	74/610	97/801
FUMBLES/BALL LOST	23/12	23/11
TOUCHDOWNS	37	32
Rushing	15	11
Passing	16	17
Returns	6	4
EXTRA POINTS/ATTEMPTS	37/37	31/32
FIELD GOALS/ATTEMPTS	27/39	29/39
AVG TIME OF POSSESSION	30:06	29:54

RUSHING	ATT	YDS	AVG	LG	TD
E. Smith	365	1,563	4.3	75t	12
Blake	15	80	5.3	30t	1
Johnston	17	54	3.2	10	0
Agee	9	20	2.2	8	1
Aikman	16	5	0.3	9	1
Richards	2	4	2.0	3	0
Wright	2	-1	-0.5	3	0
Beuerlein	7	-14	-2.0	-1	0
COWBOYS	433	1,711	4.0	75t	15
Opponents	400	1,571	3.9	75t	11

RECEIVING	ATT	YDS	AVG	LG	TD
Irvin	93	1,523	16.4	66t	8
Novacek	59	664	11.3	49	4
E. Smith	49	258	5.3	14	1
Johnston	28	244	8.7	22	1
Harper	20	326	16.3	39	1
Martin	16	243	15.2	27	0
Roberts	16	136	8.5	21	1
Wright	10	170	17.0	53	0
Agee	7	43	6.1	9	0
Awalt	5	57	11.4	20	0
Blake	1	5	5.0	5	0
Aikman	1	-6	-6.0	-6	0
COWBOYS	305	3,663	12.0	66t	16
Opponents	320	3,646	11.4	67t	17

INTERCEPTIONS	NO	YDS	AVG	LG	TD
Holt	4	2	0.5	2	0
Brown	2	31	15.5	20	0
Washington	2	9	4.5	9	0
Edwards	1	36	36.0	36t	1
Gant	1	0	0.0	0	0
Horton	1	65	65.0	65t	1
Williams	1	24	24.0	24	0
COWBOYS	12	167	13.9	65t	2
Opponents	12	244	20.3	96t	2

PUNTING	NO	YDS	AVG	TB	IN	LG	BL	NET
Saxon	57	2,426	42.6	5	16	64	0	36.8
COWBOYS	57	2,426	42.6	5	16	64	0	36.8
Opp.	61	2,364	38.8	4	14	77	3	32.4

PUNT RETURNS	NO	FC	YDS	AVG	LG	TD
Martin	21	8	244	11.6	85t	1
Shepard	6	3	57	9.5	14	0
Horton	1	0	8	8.0	8	0
Brownlow	1	0	0	0.0	0	0
Wright	0	1	0	0.0	0	0
COWBOYS	29	12	309	10.7	85t	1
Opponents	28	10	231	8.3	34	0

KICKOFF RETURNS	NO	YDS	AVG	LG	TD
Wright	21	514	24.5	102t	1
Dixon	18	398	22.1	39	0
Gant	6	114	19.0	26	0
Shepard	3	54	18.0	21	0
Martin	3	47	15.7	25	0
Horton	1	0	0.0	0	0
COWBOYS	52	1,127	21.7	102t	1
Opponents	69	1,169	16.9	82t	1

SCORE BY	1	2	3	4	OT	T
QUARTERS						
COWBOYS	91	105	35	111	0	342
Opponents	61	89	66	91	3	310

FIELD GOALS	11-19	20-29	30-39	40-49	50+
Willis	2-2	6-6	9-11	6-13	4-7
COWBOYS	2-2	6-6	9-11	6-13	4-7
Opponents	1-1	11-11	5-5	9-14	3-8

Willis: (38.25,22.54),(51),(48M,52M,45M,41),(41), (40M,23.39),(47B,35),(36,27),(35,37,37), (22,31,18),(51B,32M,42),(45M,18,47B,38M, 43),(50,41,40), (50,55M,32,37),(20,45M), Opponents: (45M),(53,52,45,46),(42,55M),(49M, 32,32,29),(43,52M,29,25),(42),(42), (24, 26),(44,32),(41),(52,19,22,41M,23),(27, 37,22),(41),(42,51M),(54M),(37,51M, 47),(49M,25,29,49M)

SCORING	TD	R	TD	TD	FG	PAT	S	TP
Willis	0	0	0	27/39	37/37	0	118	
E. Smith	12	1	0	0/0	0/0	0	78	
Irvin	0	8	0	0/0	0/0	0	48	
Novacek	0	4	0	0/0	0/0	0	24	
Horton	0	0	2a	0/0	0/0	0	12	
Agee	1	0	0	0/0	0/0	0	6	
Aikman	1	0	0	0/0	0/0	0	6	
Blake	1	0	0	0/0	0/0	0	6	
Edwards	0	0	1b	0/0	0/0	0	6	
Harper	0	1	0	0/0	0/0	0	6	
Johnston	0	1	0	0/0	0/0	0	6	
Martin	0	0	1c	0/0	0/0	0	6	
Roberts	0	1	0	0/0	0/0	0	6	
R. Williams	0	0	1d	0/0	0/0	0	6	
Wright	0	0	1e	0/0	0/0	0	6	
Hendrix	0	0	0	0/0	0/0	1#	2	
COWBOYS	15	16	6	27/39	37/37	1	342	
Opponents	11	17	4*	29/39	31/32	0	310	

a 20 fumble return vs. N.Y. Giants (9/29)
b 65 interception return vs. Green Bay (10/6)
b 36 interception return vs. Cincinnati (10/13)
c 85 punt return vs. Philadelphia (12/15)
d 18 blocked punt return vs. Houston (11/10)
e 102 kickoff return vs. Atlanta (12/22)
tackled Booty in end zone vs. Philadelphia (12/25)
* Wilson 82 kickoff return vs. Green Bay (10/6)
White 55 blocked FG return vs. Detroit (10/27)
Crockett 96 interception return vs. Detroit (10/27)
Mayhew 31 interception return vs. Washington (11/24)

USUAL STARTERS

WR Alvin Harper(5)	LE Tony Tolbert
Alfredo Roberts(5)	LT Tony Casillas
Alexander Wright(5)	RT Russell Maryland(7)
LT Mark Tuinei(12)	Jimmie Jones(6)
Alan Veingrad(3)	Danny Noonan(3)
LG Kevin Gogan	RE Jim Jeffcoat
C Mark Stepnoski	LLB Ken Norton
RG John Gesek	MLB Jack Del Rio
RT NateNewton	RLB Vinson Smith
TE Jay Novacek(12)	LCB Isaac Hall
Alfredo Roberts(4)	RCB Larry Brown(13)
WR Michael Irvin	Manny Hendrix(3)
QB Troy Aikman(12)	SS James Washington
Steve Beuerlein(4)	FS Ray Horton
RB Emmitt Smith	
FB Daryl Johnston	

PASSING	ATT	COMP	YDS	PCT	AVG ATT	TD	PCT TD	PCT INT	PCT INT	LG	SKS/YDS	RATING
Aikman	363	237	2,754	65.3	7.59	11	3	10	2.8	61	32/224	86.7
Beuerlein	137	68	909	49.6	6.64	5	3.6	2	1.5	66t	6/49	77.2
COWBOYS	500	305	3,663	61.0	7.33	16	3.2	12	2.4	66t	38/273	84.1
Opponents	540	320	3,646	59.3	6.75	17	3.1	12	2.2	67t	23/151	80.8





1992 ★ DALLAS COWBOYS STATISTICS ★ 1992

RECORD: 13-3
FIRST PLACE, NFC EAST
HEAD COACH: JIMMY JOHNSON

Date	W/L	Score	Opponent	Att.
9/7	W	23-10	WASHINGTON	63,538
9/13	W	34-28	@ N.Y. Giants	76,430
9/20	W	31-20	PHOENIX	62,575
9/27			- Bye -	
10/5	L	7-31	@ Philadelphia	66,572
10/11	W	27-0	SEATTLE	62,311
10/18	W	17-10	KANSAS CITY	64,115
10/25	W	28-13	@ L.A. Raiders	91,505
11/1	W	20-10	PHILADELPHIA	65,012
11/8	W	37-3	@ Detroit	74,816
11/15	L	23-27	L.A. RAMS	63,690
11/22	W	16-10	@ Phoenix	72,439
11/26	W	30-3	N.Y. GIANTS	62,416
12/6	W	31-27	@ Denver	74,946
12/13	L	17-20	@ Washington	56,437
12/21	W	41-17	@ Atlanta	67,036
12/27	W	27-14	CHICAGO	63,101

1992 DIVISIONAL PLAYOFFS

1/10/93W 34-10 PHILADELPHIA 63,721

1992 NFC CHAMPIONSHIP GAME

1/17/93W 30-20 @ San Francisco 64,920

SUPER BOWL XXVII

(Pasadena)

1/31/93W 52-17 Buffalo 98,374

TEAM STATISTICS	DALLAS	OPP
FIRST DOWNS	324	241
Rushing	119	68
Passing	183	147
Penalty	22	26
Third Down-Made/Att.	87/208	50/184
Third Down Efficiency	41.8	27.2
Fourth Down-Made/Att.	8/12	7/15
TOTAL NET YARDS	5,606	3,933
Avg. Per Game	350.4	245.8
Total Plays	1,014	873
Avg. Per Play	5.5	4.5
NET YARDS RUSHING	2,121	1,244
Avg. Per Game	132.6	77.8
Total Rushes	500	345
Avg. Per Rush	4.2	3.6
NET YARDS PASSING	3,485	2,689
Sacked/Yards Lost	23/112	44/347
Gross Yards	3,597	3,036
Attempts/Completions	491/314	484/263
Pct. of Completions	64.0	54.3
Had Intercepted	15	17
PUNTS/AVERAGE	61/43.0	87/42.1
Net Punting Average	33.5	35.1
PUNT RET./AVG.	44/12.5	34/11.7
KICKOFF RET./AVG.	37/18.9	60/20.3
INT./AVG. RET.	17/9.3	15/20.0
PENALTIES/YARDS	91/650	94/727
FUMBLES/BALL LOST	16/9	25/14
TOUCHDOWNS	48	29
Rushing	20	11
Passing	23	16
Returns	5	2
EXTRA POINTS/ATTEMPTS	47/48	27/29
FIELD GOALS/ATTEMPTS	24/35	14/17
AVG TIME OF POSSESSION	33:57	26:03

RUSHING	ATT	YDS	AVG	LG	TD
E. Smith	373	1,713	4.6	68†	18
Richards	49	176	3.6	15	1
Aikman	37	105	2.8	19	1
Johnston	17	61	3.6	14	0
Agee	16	54	3.4	10	0
Harper	1	15	15.0	15	0
Martin	2	13	6.5	8	0
Beuerlein	4	-7	-1.8	-1	0
Irvin	1	-9	-9.0	-9	0

COWBOYS	500	2,121	4.2	68†	20
Opponents	345	1,244	3.6	28	11

RECEIVING	NO	YDS	AVG	LG	TD
Irvin	78	1,396	17.9	87†	7
Novacek	68	630	9.3	34	6
E. Smith	59	335	5.7	26†	1
Harper	35	562	16.1	52	4
Martin	32	359	11.2	27	3
Johnston	32	249	7.8	18	2
Roberts	3	36	12.0	18	0
Agee	3	18	6.0	8	0
Richards	3	8	2.7	6	0
Gesek	1	4	4.0	4	0

COWBOYS	314	3,597	11.5	87†	23
Opponents	263	3,036	11.5	81	16

INTERCEPTIONS	NO	YDS	AVG	LG	TD
Washington	3	31	10.3	16	0
Gant	3	19	6.3	11	0
Everett	2	28	14.0	17	0
Horton	2	15	7.5	15†	1
Holt	2	11	5.5	8	0
K. Smith	2	10	5.0	7	0
Brown	1	30	30.0	30	0
Myles	1	13	13.0	13	0
Harper	1	1	1.0	1	0

COWBOYS	17	158	9.3	30	1
Opponents	15	300	20.0	59	0

PUNTING	NO	YDS	AVG	TB IN 20	LG	BL	NET
Saxon	61	2,620	43.0	9	19	58	0 33.5
COWBOYS	61	2,620	43.0	9	19	58	0 33.5
Opp.	87	3,660	42.1	3	17	73	2 35.1

PUNT RETURNS	NO	FC	YDS	AVG	LG	TD
Martin	42	18	532	12.7	79†	2
K. Smith	1	0	17	17.0	17	0
Horton	1	0	1	1.0	1	0
COWBOYS	44	18	550	12.5	79†	2
Opponents	34	6	397	11.7	65	0

KICKOFF RETURNS	NO	YDS	AVG	LG	TD
Martin	24	503	21.0	59	0
Wright	8	117	14.6	21	0
Holmes	3	70	23.3	28	0
K. Smith	1	9	9.0	9	0
Edwards	1	0	0.0	0	0
COWBOYS	37	699	18.9	59	0
Opponents	60	1,217	20.3	42	0

SCORE BY QUARTERS	1	2	3	4	OT	T
COWBOYS	108	116	134	51	0	409
Opponents	54	53	51	85	0	243

FIELD GOALS	11-19	20-29	30-39	40-49	50+
Elliot	0-0	6-7	10-14	5-10	3-4
COWBOYS	0-0	6-7	10-14	5-10	3-4
Opponents	1-1	4-4	4-5	5-7	0-0

Elliot: (32M), (39.35), (33B 29), (48M), (31.51.42M), (51M.39), (48M), (42M.38M.35.48), (25.42, 30), (37.42.36), (28), (45.33.53), (53.32M), (23), (47.22.46M), (28M.21.34)

Opponents: (49), (1), (22.42), (40), (40M), (32), (1), (18), (36), (33.44), (20), (35M.42.44M), (1), (32.22), (27), (1)

SCORING	TDR	TDP	TDR I	FG	PAT	S	TP
Elliot	0	0	0	24/35	47/48	0	119
E. Smith	18	1	0	0/0	0/0	0	114
Irvin	0	7	0	0/0	0/0	0	42
Novacek	0	6	0	0/0	0/0	0	36
Martin	0	3	2a	0/0	0/0	0	30
Harper	0	4	0	0/0	0/0	0	24
Johnston	0	2	0	0/0	0/0	0	12
Aikman	1	0	0	0/0	0/0	0	6
Horton	0	0	1b	0/0	0/0	0	6
Maryland	0	0	1c	0/0	0/0	0	6
Richards	1	0	0	0/0	0/0	0	6
R. Williams	0	0	1d	0/0	0/0	0	6
Holt	0	0	0	0/0	0/0	1#	2
COWBOYS	20	23	5	24/35	47/48	1	409
Opponents	11	16	2*	14/17	27/29	0	243

a 79 punt return vs. Washington (9/7)

74 punt return vs. L.A. Rams (11/15)

b 15 interception return vs. Seattle (10/11)

c 26 fumble return vs. Chicago (12/27)

d 3 block punt return vs. N.Y. Giants (9/13)

Blocked punt out of end zone vs. Washington

(9/7)

* Copeland fumble recovery in end zone vs.

Washington (12/13)

Zorich 42 fumble return vs. Chicago (12/27)

USUAL STARTERS

WR Alvin Harper	LE Tony Tolbert
LT Mark Tunei	LT Tony Casillas
LG Nate Newton	RT Russell Maryland
C Mark Stepnoski	RE Charles Haley(13)
RG John Gesek	Jim Jeffcoat(3)
RT Erik Williams	LLB Vinson Smith(13)
TE Jay Novacek	Kenneth Gant(3)
WR Michael Irvin	MLB Robert Jones(13)
QB Troy Aikman	Ken Norton(3)
RB Emmitt Smith	RLB Ken Norton
FB Daryl Johnston	LCB Issiac Holt(11)
	Kevin Smith(5)
	RCB Larry Brown
	SS Thomas Everett(9)
	James Washington(6)
	FS James Washington(9)
	Ray Horton(7)

PASSING	ATT	COMP	YDS	PCT	AVG	TD	PCT	PCT	LG	SKS/YDS	RATING	
Aikman	473	302	3,445	63.8	7.28	23	4.9	14	3.0	87†	23/112	89.5
Beuerlein	18	12	152	66.7	8.44	0	0.0	1	5.6	27	0/0	69.7
COWBOYS	491	314	3,597	64.0	7.33	23	4.7	15	3.1	87†	23/112	88.8
Opponents	484	263	3,036	54.3	6.27	16	3.3	17	3.5	67	44/347	69.9

1993 ★ DALLAS COWBOYS STATISTICS ★ 1993

RECORD: 12-4
FIRST PLACE, NFC EAST
HEAD COACH: JIMMY JOHNSON

Date	W/L	Score	Opponent	Att.
9/6	L	16-35	@ Washington	56,345
9/12	L	10-13	BUFFALO	63,226
9/19	W	17-10	@ Phoenix	73,025
9/26			- Bye -	
10/3	W	36-14	GREEN BAY	63,568
10/10	W	27-3	@ Indianapolis	60,453
10/17	W	26-17	SAN FRANCISCO	65,099
10/24			- Bye -	
10/31	W	23-10	@ Philadelphia	61,912
11/7	W	31-9	N.Y. GIANTS	64,735
11/14	W	20-15	PHOENIX	64,224
11/21	L	14-27	@ Atlanta	67,337
11/25	L	14-16	MIAMI	60,198
12/6	W	23-17	PHILADELPHIA	64,521
12/12	W	37-20	@ Minnesota	63,321
12/18	W	28-7	@ New York Jets	73,233
12/26	W	38-3	WASHINGTON	64,497
12/29	W	16-13	@ N.Y. Giants (OT)	77,356

DIVISIONAL PLAYOFF

1/16/94 W 27-17 GREEN BAY 64,790

NFC CHAMPIONSHIP GAME

1/23/94 W 38-21 SAN FRANCISCO 64,902

SUPER BOWL XXVIII

(Atlanta)

1/30/94 W 30-13 Buffalo 72,817

TEAM STATISTICS DALLAS OPP

FIRST DOWNS	322	297
Rushing	120	94
Passing	172	176
Penalty	30	27
Third Down-Made/Att.	83/198	87/219
Third Down Efficiency	41.9	39.7
Fourth Down-Made/Att.	7/12	6/17
TOTAL NET YARDS	5,615	4,767
Avg. Per Game	350.9	297.9
Total Plays	994	1,012
Avg. Per Play	5.6	4.7
NET YARDS RUSHING	2,161	1,651
Avg. Per Game	135.1	103.2
Total Rushes	490	423
Avg. Per Rush	4.4	3.9
NET YARDS PASSING	3,454	3,116
Avg. Per Game	215.9	194.8
Sacks/Yards Lost	29/163	34/231
Gross Yards	3,617	3,347
Attempts/Completions	475/317	555/334
Pct. of Completions	66.7	60.2
Had Intercepted	6	14
PUNTS/AVERAGE	56/41.8	78/41.3
Net Punting Average	37.7	34.8
PUNT RET./AVG.	37/10.3	32/5.3
KICKOFF RET./AVG.	36/21.1	66/18.6
INT./AVG. RET.	14/12.2	6/7.8
PENALTIES/YARDS	94/744	87/653
FUMBLES/BALL LOST	33/16	22/14
TOUCHDOWNS	41	23
Rushing	20	7
Passing	18	14
Returns	3	2
EXTRA POINTS/ATTEMPTS	40/41	23/23
FIELD GOALS/ATTEMPTS	30/37	22/27
AVG. TIME OF POSSESSION	30:56	29:04

PASSING	ATT	COMP	YDS	PCT	AVG	TD	PCT	PCT	LG	SKS/YDS	RATING
Aikman	392	271	3,100	69.1	7.91	15	3.8	6	1.5	80+	26/153
Kosar	63	36	410	57.1	6.51	3	4.8	0	0.0	86	24
J. Garrett	19	9	61	47.4	3.21	0	0.0	0	0.0	16	1.6
Harper	1	1	46	100.0	46.00	0	0.0	0	0.0	46	0.0
COWBOYS	475	317	3,617	66.7	7.61	18	3.8	6	1.3	86	29/163
Opponents	555	334	3,347	60.2	6.03	14	2.5	14	2.5	70+	34/231

RUSHING	ATT	YDS	AVG	LG	TD
E. Smith	283	1,486	5.3	62+	9
Lassic	75	269	3.6	15	3
Coleman	34	132	3.9	16	2
Aikman	32	125	3.9	20	0
Johnston	24	74	3.1	11	3
Gainer	9	29	3.2	8	0
K. Williams	7	26	3.7	12	2
Agee	6	13	2.2	6	0
Kosar	9	7	0.8	4	0
Irvin	2	6	3.0	9	0
Novacek	1	2	2.0	21	1
J. Garrett	8	-8	-1.0	0	0

COWBOYS	490	2,161	4.4	62+	20
Opponents	423	1,651	3.9	77+	7

RECEIVING	ATT	YDS	AVG	LG	TD
Irvin	88	1,330	15.1	61+	7
E. Smith	57	414	7.3	86	1
Johnston	50	372	7.4	20	1
Novacek	44	445	10.1	30	1
Harper	36	777	21.6	80+	5
K. Williams	20	151	7.6	33	2
Lassic	9	37	4.1	9	0
Gainer	6	37	6.3	8	0
Coleman	4	24	6.0	10	0
T. Williams	1	25	25.0	25	0
Price	1	4	4.0	4	0
Galbraith	1	1	1.0	11	1
COWBOYS	317	3,617	11.4	86	18
Opponents	334	3,347	10.0	70+	14

INTERCEPTIONS	NO	YDS	AVG	LG	TD
K. Smith	6	56	9.3	32+	1
Bates	2	25	12.5	22	0
Everett	2	25	12.5	17	0
Washington	1	38	38.0	24	0
Norton	1	25	25.0	25	0
Marion	1	2	2.0	2	0
Gant	1	0	0.0	0	0
COWBOYS	14	171	12.2	32+	1
Opponents	6	47	7.8	26	0

PUNTING	NO	YDS	AVG	TB	LG	BL	NET
Jett	56	2,342	41.8	3	22	59	0
COWBOYS	56	2,342	41.8	3	22	59	0
Opp.	78	3,219	41.3	6	21	60	0

PUNT RETURNS	NO	YDS	FC	AVG	LG	TD
K. Williams	36	14	381	10.6	64+	2
Washington	1	0	0	0.0	0	0
COWBOYS	37	14	381	10.3	64+	2
Opponents	32	12	169	5.3	20	0

KICKOFF RETURNS	NO	YDS	AVG	LG	TD
K. Williams	31	689	22.2	49	0
K. Smith	1	33	33.0	33	0
Gant	1	18	18.0	18	0
R. Jones	1	12	12.0	12	0
Hennings	1	7	7.0	7	0
Novacek	1	-1	-1.0	-1	0
Vanderbeek	0	0	0.0	0	0

COWBOYS	36	758	21.1	49	0
Opponents	66	1,225	18.6	95+	1

SCORE BY	1	2	3	4	OT	T
QUARTERS						
COWBOYS	76	124	86	87	3	376
Opponents	43	46	79	61	0	229

FIELD GOALS	11-19	20-29	30-39	40-49	50+
Murray	4-4	4-4	9-12	8-8	3-5
Elliott	0-0	1-1	0-1	1-2	0-0
COWBOYS	4-4	5-5	9-13	9-10	3-5
Opponents	3-3	11-11	5-6	3-7	0-0

Murray: (1), (2), (3), (50M), (33), (19, 19, 50, 48), (30, 32), (48, 39, 29, 35M, 18), (35, 23, 40), (34, 54M), (44, 43), (-), (32M), (23, 19, 47), (51, 52, 46), (1), (39M, 38), (32, 38, 41), (32), (29, 31).

Elliott: (22), (49M, 43, 30M)

Opponents: (32M), (48, 35), (20), (42M), (27), (25), (33), (21, 45, 29), (19, 47), (26, 24), (44M), (20, 31, 41B, 19), (25, 44M), (19, 21), (1), (32), (29, 31).

SCORING	TD	TOP	TDR	FG	PAT	S	TP
Murray	0	0	0	28/33	38/38	0	122
E. Smith	9	1	0	0/0	0/0	0	60
Irvin	0	7	0	0/0	0/0	0	42
K. Williams	2	2	2a	0/0	0/0	0	36
Harper	0	5	0	0/0	0/0	0	30
Johnston	3	1	0	0/0	0/0	0	24
Lassic	3	0	0	0/0	0/0	0	18
Coleman	0	2	0	0/0	0/0	0	12
Novacek	1	1	0	0/0	0/0	0	12
Elliott	0	0	0	2/4	2/3	0	8
Galbraith	0	1	0	0/0	0/0	0	6
K. Smith	0	0	1b	0/0	0/0	0	6

COWBOYS	20	18	3	30/37	40/40	0	376
Opponents	7	14	2*	22/27	23/23	1*	229

a 64 yd. punt return, vs. Miami (11/25)
62 yd. punt return, vs. Washington (11/26)
b 32 yd. interception return, @ N.Y. Jets (12/18)
* 95 yd. kickoff ret., R Brooks, vs. G. Bay (10/3)
47 yd. fum. ret., E. Davis, vs. S.F. (10/17)
Kosar intentional grounding in end zone vs. Phoenix (11/14)

USUAL STARTERS

WR Alvin Harper	LE Tony Tolbert
LT Mark Tuinei	LT Tony Casillas
LG Nate Newton	RT Russell Maryland(12)
C Mark Stepanko(13)	Leon Lett(4)
Frank Cornish(3)	RE Charles Haley(11)
RG Kevin Gogan	Jim Jeffcoat(3)
RT Erik Williams	LLB Dixon Edwards
TE Jay Novacek	MLB Ken Norton(13)
QB Michael Irvin	Robert Jones(3)
WR Troy Aikman	RLB Darrin Smith(12)
RB Emmitt Smith(13)	Ken Norton(3)
Derrick Lassic(3)	LCB Kevin Smith
FB Daryl Johnston	RCB Larry Brown
	SS Darren Woodson
	FS Thomas Everett



HISTORY

1994 ★ DALLAS COWBOYS STATISTICS ★ 1994

RECORD: 12-4
FIRST PLACE, NFC EAST
HEAD COACH: BARRY SWITZER

Date	W/L	Score	Opponent	Att.
9/4	W	26-9	@ Pittsburgh	60,156
9/11	W	20-17	HOUSTON	64,402
9/19	L	17-20	DETROIT (OT)	64,102
9/25			- Bye -	
10/2	W	34-7	@ Washington	55,394
10/9	W	38-3	ARIZONA	64,518
10/16	W	24-13	PHILADELPHIA	64,703
10/23	W	28-21	@ Arizona	71,023
10/30	W	23-20	@ Cincinnati	57,096
11/7	W	38-10	N.Y. GIANTS	64,836
11/13	L	14-21	@ San Francisco	69,014
11/20	W	31-7	WASHINGTON	64,644
11/24	W	42-31	GREEN BAY	64,597
12/4	W	31-19	@ Philadelphia	65,947
12/10	L	14-19	CLEVELAND	64,826
12/19	W	24-16	@ New Orleans	67,323
12/24	L	10-15	@ N.Y. Giants	66,943

DIVISIONAL PLAYOFF				
1/8/95	W	35-9	GREEN BAY	64,475

NFC CHAMPIONSHIP GAME				
1/15/95	L	28-38	@ San Francisco	69,125

TEAM STATISTICS			DALLAS	OPP
FIRST DOWNS				
Rushing	136	86		
Passing	160	157		
Penalty	26	30		
Third Down-Made/Att.	93/209	91/229		
Third Down Efficiency	44.5	39.7		
Fourth Down-Made/Att.	6/7	8/17		
TOTAL NET YARDS	5,321	4,313		
Avg. Per Game	332.6	269.6		
Total Plays	1,018	1,006		
Avg. Per Play	5.2	4.3		
NET YARDS RUSHING	1,953	1,561		
Avg. Per Game	122.1	97.6		
Total Rushes	550	437		
Avg. Per Rush	3.6	3.6		
NET YARDS PASSING	3,368	2,752		
Avg. Per Game	210.5	172.0		
Sacks/Yards Lost	20/93	47/299		
Gross Yards	3,461	3,051		
Attempts/Completions	418/282	522/269		
Pct. of Completions	62.9	51.5		
Had Intercepted	14	22		
PUNTS/AVERAGE	70/41.9	84/43.3		
Net Punting Average	35.4	36.8		
PUNT RET./AVG.	44/9.2	36/10.5		
KICKOFF RET./AVG.	50/25.7	82/20.8		
INT./AVG. RET.	22/13.5	14/12.9		
PENALTIES/YARDS	100/895	102/826		
FUMBLES/BALL LOST	22/10	15/9		
TOUCHDOWNS	50	27		
Rushing	26	8		
Passing	19	19		
Returns	5	0		
EXTRA POINT/ATTEMPTS	48/50	24/27		
Kicking Made-Attempts	48/48	24/24		
Passing Made-Attempts	0/0	0/2		
Rushing Made-Attempts	0/2	0/1		
FIELD GOALS/ATTEMPTS	22/29	20/25		
AVG. TIME OF POSSESSION	31:35	28:25		

RUSHING	ATT	YDS	AVG	LG	TD
E. Smith	368	1,484	4.0	46	21
Coleman	64	180	2.8	13	1
Johnston	40	138	3.5	9	2
B. Thomas	24	70	2.9	11	1
Aikman	30	62	2.1	13	1
K. Williams	6	20	3.3	8	0
Agee	5	4	0.8	3	0
Wilson	1	-1	-1.0	-1	0
Garrett	3	-2	-0.7	0	0
Peete	9	-2	-0.2	2	0
COWBOYS	550	1,953	3.6	46	26
Opponents	437	1,561	3.6	40	8

RECEIVING	NO	YDS	AVG	LG	TD
Irvin	79	1,241	15.7	65t	6
E. Smith	50	341	6.8	68	1
Novacek	47	475	10.1	27	2
Johnston	44	325	7.4	24	2
Harper	33	821	24.9	90	8
K. Williams	13	181	13.9	29	0
Coleman	8	46	5.8	14	0
Galbraith	4	31	7.8	15	0
B. Thomas	2	1	0.5	5	0
Agee	1	2	2.0	2	0
Kennard	1	-3	-3.0	-3	0
COWBOYS	282	3,461	12.3	90	19
Opponents	269	3,051	11.3	67t	19

INTERCEPTIONS	NO	YDS	AVG	LG	TD
Woodson	5	140	28.0	94t	1
Washington	5	43	8.6	25	0
Brown	4	21	5.3	14	0
D. Smith	2	13	6.5	13t	1
K. Smith	2	11	5.5	11	0
Tolbert	1	54	54.0	54t	1
Marion	1	11	11.0	11	0
Haley	1	1	1.0	1	0
Gant	1	0	0.0	0	0
Holmes	0	3	3.0	3	0
COWBOYS	22	297	13.5	94t	3
Opponents	14	180	12.9	56	0

PUNTING	NO	YDS	AVG	TB20	LG	BL	NET
Jett	70	2,935	41.9	4	26	58	0 35.4
COWBOYS	70	2,935	41.9	4	26	58	0 35.4
Opp.	84	3,637	43.3	7	31	80	0 36.8

PUNT RETURNS	NO	FC	YDS	AVG	LG	TD
K. Williams	39	13	349	8.9	83t	1
Holmes	5	1	55	11.0	19	0
COWBOYS	44	14	404	9.2	83t	1
Opponents	36	14	378	10.5	58	0

KICKOFF RETURNS	NO	YDS	AVG	LG	TD
K. Williams	43	1,148	26.7	87t	1
Holmes	4	89	22.3	32	0
Marion	2	39	19.5	21	0
R. Jones	1	8	8.0	8	0
COWBOYS	50	1,284	25.7	87t	1
Opponents	82	1,709	20.8	67	0

SCORE BY QUARTERS	1	2	3	4	OT	T
COWBOYS	100	122	104	88	0	414
Opponents	34	93	46	72	3	248

FIELD GOALS	11-19	20-29	30-39	40-49	50+
Boniol	3-3	3-4	10-12	6-9	0-1
COWBOYS	3-3	3-4	10-12	6-9	0-1
Opponents	1-1	6-6	8-8	5-6	0-4

Boniol: (40,31,21,32),(45,29),(19),(28,47),(41M,19),(37),(43B),(38M,37,43,38),(45),(43M),(32,51M),(41,37,35),(19),(30,20B),(37,37M)

Opponents: (41),(41),(32,51M,57B,51B,44),(1),(42),(1),(22,33),(23),(1),(53M),(28),(22,19),(34,32,43,32),(40M,21,32,29),(38,30)

SCORING	TDR	TOP	TDR	FG	PAT	S	TP
E. Smith	21	1	0	0/0	0/0	0	132
Boniol	0	0	0	22/29	48/48	0	114
Harper	0	8	0	0/0	0/0	0	48
Irvin	0	6	0	0/0	0/0	0	36
Johnston	2	2	0	0/0	0/0	0	24
Novacek	0	2	0	0/0	0/0	0	12
K. Williams	0	0	2a	0/0	0/0	0	12
Aikman	1	0	0	0/0	0/0	0	6
Coleman	1	0	0	0/0	0/0	0	6
D. Smith	0	0	1b	0/0	0/0	0	6
B. Thomas	1	0	0	0/0	0/0	0	6
Tolbert	0	0	1c	0/0	0/0	0	6
Woodson	0	0	1d	0/0	0/0	0	6
COWBOYS	26	19	5	22/29	48/48	0	414
Opponents	8	19	0	20/25	24/24	1*	248

2-Pt Conversions: Team 0-2, Opponents 0-3

- a 87 yd. kickoff return vs. Arizona (10/9)
83 yd. punt return vs. Washington (11/20)
b 13 yd. interception return @ New Orleans (12/19)
c 54 yd. interception return, @ New Orleans (12/19)
d 94 yd. interception return @ Philadelphia (12/4)
* R Peete fumble out of end zone, @ NY Giants (12/24)

USUAL STARTERS

WR Alvin Harper	LE Tony Tolbert
LT Mark Tunei	RT Russell Maryland
LG Nate Newton	LT Leon Lett
C Mark Stepnoski	RE Charles Haley
RG Derrek Kennard	LLB Dixon Edwards
RT Larry Allen(9)	MLB Robert Jones
Erik Williams(7)	RLB Darrin Smith
TE Jay Novacek	LCB Kevin Smith
WR Michael Irvin	RCB Larry Brown
QB Troy Aikman	SS Darren Woodson
RB Emmitt Smith	FS James Washington
FB Daryl Johnston	

PASSING	ATT	COMP	YDS	PCT	AVG	PCT		PCT		LG	SKS/YDS	RATING
Aikman	361	233	2,676	64.5	7.41	TD	INT	TD	INT			
Peete	56	33	470	58.9	8.39	4	7.1	1	1.8	65t	7/21	102.5
Garrett	31	16	315	51.6	10.16	2	6.5	1	3.2	68	2/13	95.5
COWBOYS	448	282	3,461	62.9	7.73	19	4.2	14	3.1	90	20/93	87.8
Opponents	522	269	3,051	51.5	5.84	19	3.6	22	4.2	67t	47/299	64.0

1995 ★ DALLAS COWBOYS STATISTICS ★ 1995

RECORD: 12-4
FIRST PLACE, NFC EAST
HEAD COACH: BARRY SWITZER

Date	W/L	Score	Opponent	Alt.
9/4	W	35-0	@ N.Y. Giants	77,454
9/10	W	31-21	DENVER	64,578
9/17	W	23-17	@ Minnesota (OT)	60,088
9/24	W	34-20	ARIZONA	64,560
10/1	L	23-27	@ Washington	55,489
10/8	W	34-24	GREEN BAY	64,806
10/15	W	23-9	@ San Diego	62,664
10/22			- Bye -	
10/29	W	28-13	@ Atlanta	70,089
11/6	W	34-12	PHILADELPHIA	64,876
11/12	L	20-38	SAN FRANCISCO	65,180
11/19	W	34-21	@ Oakland	54,092
11/23	W	24-12	KANSAS CITY	64,901
12/3	L	17-24	WASHINGTON	64,866
12/10	L	17-20	@ Philadelphia	66,198
12/17	W	21-20	N.Y. GIANTS	64,400
12/25	W	37-13	@ Arizona	72,394

DIVISIONAL PLAYOFF

1/7/96 W 30-11 PHILADELPHIA 64,372

NFC CHAMPIONSHIP GAME

1/14/96 W 38-27 GREEN BAY 65,135

SUPER BOWL XXX

(Phoenix)

1/28/96 W 27-17 Pittsburgh 76,347

TEAM STATISTICS	DALLAS	OPP
FIRST DOWNS	364	303
Rushing	141	113
Passing	195	165
Penalty	28	25
Third Down-Made/Att.	83/186	97/216
Third Down Efficiency	44.6	44.9
Fourth Down-Made/Att.	8/13	8/19
TOTAL NET YARDS	5,824	5,044
Avg. Per Game	364.0	315.3
Total Plays	1,007	1,001
Avg. Per Play	5.8	5.0
NET YARDS RUSHING	2,201	1,772
Avg. Per Game	137.6	110.8
Total Rushes	495	442
Avg. Per Rush	4.4	4.0
NET YARDS PASSING	3,623	3,272
Avg. Per Game	226.4	204.5
Sacked/Yards Lost	18/118	36/219
Gross Yards	3,741	3,491
Attempts/Completions	494/322	523/293
Pct. of Completions	65.2	56.0
Had Intercepted	10	19
PUNTS/AVERAGE	55/40.8	65/42.7
Net Punting Average	34.7	37.8
PUNT RET./AVG.	23/11.1	22/9.8
KICKOFF RET./AVG.	58/22.0	85/19.5
INT./AVG. RET.	19/13.7	10/15.5
PENALTIES/YARDS	90/695	112/913
FUMBLES/BALL LOST	24/13	16/6
TOUCHDOWNS	51	32
Rushing	29	13
Passing	18	17
Returns	4	2
EXTRA POINT/ATTEMPTS	47/50	30/32
Kicking Made-Attempts	46/48	29/29
Passing Made-Attempts	1/2	1/3
Rushing Made-Attempts	0/0	0/0
FIELD GOALS/ATTEMPTS	27/28	22/27
AVG. TIME OF POSSESSION	31:15	28:45

PASSING	ATT	COMP	YDS	PCT	AVG	TD	PCT	INT	PCT	LG	SKS/YDS	RATING
Aikman	432	280	3,304	64.8	7.65	16	3.7	7	1.6	50	14/89	93.6
Wilson	57	38	391	66.7	6.86	1	1.8	3	5.3	38	4/29	70.1
Garrett	5	4	46	80.0	9.20	1	20.0	0	0.0	24	0/0	144.6
COWBOYS	494	322	3,741	65.2	7.57	18	3.6	10	2.0	50	18/118	91.7
Opponents	523	293	3,491	56.0	6.67	17	3.3	19	3.6	81	36/219	72.3

RUSHING	ATT	YDS	AVG	LG	TD
E. Smith	377	1,773	4.7	60	25
S. Williams	48	205	4.3	44	1
Johnston	25	111	4.4	18	2
K. Williams	10	53	5.3	14	0
Aikman	21	32	1.5	12	1
Wilson	10	12	1.2	11	0
Sanders	2	9	4.5	8	0
Lang	1	7	7.0	7	0
Garrett	1	-1	1.0	-1	0
COWBOYS	495	2,201	4.4	60	29
Opponents	442	1,772	4.0	48	1

RECEIVING	ATT	YDS	AVG	LG	TD
Irvin	111	1,603	14.4	50	10
Novacek	62	705	11.4	33	5
E. Smith	62	375	6.0	40	0
K. Williams	38	613	16.1	48	2
Johnston	30	248	8.3	24	1
Bjornson	7	53	7.6	16	0
Fleming	6	83	13.8	16	0
S. Williams	3	28	9.3	24	0
Sanders	2	25	12.5	19	0
Watkins	1	8	8.0	8	0
COWBOYS	322	3,741	11.6	50	18
Opponents	293	3,491	11.9	81	17

INTERCEPTIONS	NO	YDS	AVG	LG	TD
Brown	6	124	20.7	65	2
Marion	6	40	6.7	32	1
Woodson	2	46	23.0	37	1
Sanders	2	34	17.0	34	0
Myles	1	15	15.0	15	0
Brice	1	2	2.0	2	0
Holmes	1	0	0.0	0	0
COWBOYS	19	261	13.7	65	4
Opponents	10	155	15.5	48	1

PUNTING	NO	YDS	AVG	TB	IN20	LG	BL	NET
Jett	53	2,166	40.9	6	17	58	0	34.5
Boniol	2	77	38.5	0	2	56	0	38.5
COWBOYS	55	2,243	40.8	6	19	58	0	34.7
Opp.	65	2,775	42.7	3	22	60	0	37.8

PUNT RETURNS	NO	FC	YDS	AVG	LG	TD
K. Williams	18	15	166	9.2	30	0
Holmes	4	1	35	8.8	13	0
Sanders	1	1	54	54.0	43	0
COWBOYS	23	17	255	11.1	43	0
Opponents	22	10	216	9.8	21	0

KICKOFF RETURNS	NO	YDS	AVG	LG	TD
K. Williams	49	1,108	22.6	43	0
Holmes	5	134	26.8	46	0
Marion	1	16	16.0	16	0
Sanders	1	15	15.0	15	0
Schwartz	1	9	9.0	9	0
Watkins	1	-6	-6.0	-6	0
COWBOYS	58	1,276	22.0	46	0
Opponents	85	1,661	19.5	59	0

SCORE BY QUARTERS	1	2	3	4	OT	T
COWBOYS	102	133	83	111	6	435
Opponents	38	104	78	71	0	291

FIELD GOALS	11-19	20-29	30-39	40-49	50+
Boniol	0-0	11-12	13-13	3-3	0-0
COWBOYS	0-0	11-12	13-13	3-3	0-0
Opponents	1-1	7-7	7-8	7-10	0-1

Boniol: (1), (45), (39,20M), (25,30), (32,34,23), (24, 35), (30), (1), (42,37), (26,37), (26,38), (20), (37), (21), (27,32,23,45,35), (39,23,24)
 Opponents: (42B), (1), (42,48M), (54M,31,19), (38, 46), (42), (1), (21,40), (36,37), (26), (31M), (34,37), (47), (42,27,38,42), (40M,20, 27), (21,23)

SCORING	TD	R	TD	FG	PAT	S	TP
E. Smith	25	0	0	0	0	0	150
Boniol	0	0	0	0	27/28	46/48	0 127
Irvin	0	10	0	0	0	0	0 60
Novacek	0	5	0	1	0	0	0 32
Johnston	2	1	0	0	0	0	0 18
Brown	0	0	2a	0	0	0	0 12
K. Williams	0	2	0	0	0	0	0 12
Aikman	1	0	0	0	0	0	0 6
Marion	0	0	1b	0	0	0	0 6
S. Williams	1	0	0	0	0	0	0 6
Woodson	0	0	1c	0	0	0	0 6
COWBOYS	29	18	4	1	27/28	46/48	0 435
Opponents	13	17	2*	1	22/27	29/29	1+291

2-Pt Conversions: Team 1-2, Opponents 1-3

a 20 yd. interception return vs Philadelphia (11/6)
 65 yd. interception return @ Philadelphia (12/10)
 b 32 yd. interception return @ Arizona (12/25)
 c 37 yd. interception return-Washington (10/1)
 * Hanks 38 yd. fumble return vs San Francisco (11/12)
 A. Williams 48 yd. int. return @ Arizona (12/25)
 + Aikman sacked in end zone @ San Diego (10/15)

USUAL STARTERS

WR Kevin Williams	LE Tony Tolbert
LT Mark Tuinei	LT Russell Maryland
LG Nate Newton	RT Leon Lett(10)
C Ray Donaldson(12)	Chad Hennings(6)
Derrek Kennard(4)	RE Charles Haley(11)
RG Larry Allen	Shante Carver(3)
RT Erik Williams	LLB Dixon Edwards
TE Jay Novacek	MLB Robert Jones(12)
WR Michael Irvin	Godfrey Myles(4)
OB Troy Aikman	RLB Darrin Smith(9)
RB Emmitt Smith	Godfrey Myles(7)
FB Darryl Johnston	LCB Deion Sanders(9)
	Clayton Holmes(6)
	RCB Larry Brown
	SS Darren Woodson
	FS Brock Marion



HISTORY

1996 ★ DALLAS COWBOYS STATISTICS ★ 1996

RECORD: 10-6
FIRST PLACE, NFC EAST
HEAD COACH: BARRY SWITZER

Date	W/L	Score	Opponent	Att.
9/2	L	6-22	@ Chicago	63,076
9/8	W	27-0	N.Y. GIANTS	63,069
9/15	L	24-25	INDIANAPOLIS	63,021
9/22	L	7-10	@ Buffalo	78,098
9/30	W	23-19	@ Philadelphia	67,201
10/6			- Bye -	
10/13	W	17-3	ARIZONA	64,096
10/20	W	32-28	ATLANTA	64,091
10/27	W	29-10	@ Miami	75,283
11/3	L	21-31	PHILADELPHIA	64,952
11/10	W	20-17	@ San Fran. (OT)	68,919
11/18	W	21-6	GREEN BAY	65,032
11/24	L	6-20	@ N.Y. Giants	77,081
11/28	W	21-10	WASHINGTON	64,955
12/8	W	10-6	@ Arizona	70,763
12/15	W	12-6	NEW ENGLAND	65,578
12/22	L	10-37	@ Washington	56,454

1996 NFC WILD CARD GAME
 12/28 W 40-15 MINNESOTA 64,682

1996 DIVISIONAL PLAYOFF
 1/5/97 L 17-26 @ Carolina 72,808

TEAM STATISTICS	DALLAS	OPP
FIRST DOWNS	286	260
Rushing	105	89
Passing	163	144
Penalty	18	27
Third Down-Made/Att.	89/213	73/212
Third Down Efficiency	41.8	34.4
Fourth Down-Made/Att.	4/8	12/20
TOTAL NET YARDS	4,763	4,382
Avg. Per Game	297.7	273.9
Total Plays	981	958
Avg. Per Play	4.9	4.6
NET YARDS RUSHING	1,641	1,576
Avg. Per Game	102.6	98.5
Total Rushes	475	437
Avg. Per Rush	3.5	3.6
NET YARDS PASSING	3,122	2,806
Avg. Per Game	195.1	175.4
Sacked/Yards Lost	19/127	37/219
Gross Yards	3,249	3,025
Attempts/Completions	487/307	484/271
Pct. of Completions	63.0	56.0
Had Intercepted	14	19
PUNTS/AVERAGE	74/42.6	75/46.1
Net Punting Average	36.8	39.5
PUNT RET./AVG.	44/9.0	32/7.8
KICKOFF RET./AVG.	53/25.3	70/20.4
INT./AVG. RET.	19/8.8	14/7.9
PENALTIES/YARDS	103/832	94/717
FUMBLES/BALL LOST	24/15	26/14
TOUCHDOWNS	27	24
Rushing	14	10
Passing	12	10
Returns	1	4
EXTRA POINT/ATTEMPTS	26/27	20/24
Kicking Made-Attempts	24/25	20/20
Passing Made-Attempts	2/2	0/3
Rushing Made-Attempts	0/0	0/1
FIELD GOALS/ATTEMPTS	32/36	28/32
AVG TIME OF POSS.	30:53	29:07

PASSING	ATT	COMP	YDS	PCT	ATT	YDS	PCT	INT	LG	SKS/YDS	RATING
Aikman	465	296	3,126	63.7	6.7	12	2.6	13	2.8	61	18/120
Wilson	18	8	79	44.4	4.39	0	0.0	1	5.6	20	1/7
Garrett	3	3	44	100.0	14.67	0	0.0	0	0.0	32	0/0
Sh. Williams	1	0	0	0.0	0.00	0	0.0	0	0.0	0	0/0
COWBOYS	487	307	3,249	63.0	6.67	12	2.5	14	2.9	61	19/127
Opponents	484	271	3,025	56.0	6.25	10	2.1	19	3.9	52	37/219

RUSHING	ATT	YDS	AVG	LG	TD
E. Smith	327	1,204	3.7	42	12
Sh. Williams	69	269	3.9	27	0
Walker	10	83	8.3	39†	1
Johnston	22	48	2.2	7	0
Aikman	35	42	1.2	10	1
K. Williams	4	11	2.8	9	0
Wilson	4	5	1.3	8	0
Sanders	3	2	0.7	3	0
Jett	1	-23	-23.0	-23	0
COWBOYS	475	1,641	3.5	42	14
Opponents	437	1,576	3.6	37	10

RECEIVING	NO	YDS	AVG	LG	TD
Irvin	64	962	15.0	61	2
Bjornson	48	388	8.1	25	3
E. Smith	47	249	5.3	21	3
Johnston	43	278	6.5	23	1
Sanders	36	475	13.2	41	1
K. Williams	27	323	12.0	31	1
Martin	25	380	15.2	60†	1
Walker	7	89	12.7	24	0
Sh. Williams	5	41	8.2	13	0
Armstrong	2	10	5.0	6	0
St. Williams	1	32	32.0	32	0
Mitchell	1	17	17.0	17	0
Ware	1	5	5.0	5	0
COWBOYS	307	3,249	10.6	61	12
Opponents	271	3,025	11.2	52	10

INTERCEPTIONS	NO	YDS	AVG	LG	TD
K. Smith	5	45	9.0	24	0
Woodson	5	43	8.6	21	0
Teague	4	47	11.8	22	0
Harper	2	30	15.0	15	0
Sanders	2	3	1.5	2	0
Strickland	1	0	0.0	0	0
COWBOYS	19	168	8.8	24	0
Opponents	14	250	17.9	104†	1

PUNTING	NO	YDS	AVG	TB IN 20	LG	BL	NET
Jett	74	3,150	42.6	9	22	60	0 36.8
COWBOYS	74	3,150	42.6	9	22	60	0 36.8
Opp.	75	3,459	46.1	5	23	67	0 39.5

PUNT RETURNS	NO	FC	YDS	AVG	LG	TD
Martin	41	10	373	9.1	22	0
K. Williams	2	0	17	8.5	9	0
Sanders	1	1	4	4.0	4	0
COWBOYS	44	11	394	9.0	22	0
Opponents	32	23	249	7.8	52	0

KICKOFF RETURNS	NO	YDS	AVG	LG	TD
Walker	27	779	28.9	89	0
K. Williams	21	471	22.4	39	0
Marion	3	68	22.7	37	0
C. Williams	2	21	10.5	21	0
COWBOYS	53	1,339	25.3	89	0
Opponents	70	1,431	20.4	50	0

SCORE BY QUARTERS	1	2	3	4	OT	T
COWBOYS	60	85	57	81	3	286
Opponents	52	80	51	67	0	250

FIELD GOALS	11-19	20-29	30-39	40-49	50+
Boniol	1-1	13-13	12-13	5-7	1-2

COWBOYS	1-1	13-13	12-13	5-7	1-2
Opponents	1-1	10-11	8-10	7-8	2-2

Boniol: (28,43M,28),(23,29),(52,40M,57M), (36B),(46,30,21),(23),(49),(33,29,24), (19,37),(26,29),(45,37,42,45,35,39,28), (31,37),(1),(31),(23,36,35,29),(34)
 Opponents: (31,35M,42,34),(1),(23,25,52,43), (32),(46,29B),(49),(23,54,32,28, 37),(26),(30),(28),(32M),(45,46), (40B,21),(33,28),(21,30),(46,29,18)

SCORING	TD	TDP	TDRI	2P	FG	PAT	S	TP
Boniol	0	0	0	0	32/36	24/25	0	120
E. Smith	12	3	0	0	0/0	0/0	0	90
Bjornson	0	3	0	1	0/0	0/0	0	20
Irvin	0	2	0	1	0/0	0/0	0	14
Sanders	0	1	1	1a	0/0	0/0	0	12
Aikman	1	0	0	0	0/0	0/0	0	6
Johnston	0	1	0	0	0/0	0/0	0	6
Martin	0	1	0	0	0/0	0/0	0	6
Walker	1	0	0	0	0/0	0/0	0	6
K. Williams	0	1	0	0	0/0	0/0	0	6
COWBOYS	14	12	1	0	32/36	24/25	0	286
Opponents	10	10	4*	0	28/32	20/20	1	250

2-Pt Conversions: Cowboys 2-2 Opponents 0-4

a 22 yard fumble return vs. Indianapolis (9/15)
 * Cox fumble recovery in end zone @ Chicago (9/2)
 Hall 32 yard interception return @ Philadelphia (9/30)
 Vincent 90 yard interception return vs. Philadelphia (11/3)
 Wooten 54 fumble return @ N.Y. Giants (11/24)
 + Jett runs out of end zone for safety @ Philadelphia (9/30)

USUAL STARTERS

WR Kevin Williams(9)	LE Tony Tolbert
Deion Sanders(3)	LT Chad Hennings
LT Mark Tuinei	RT Leon Lett
LG Nate Newton	RE Shante Carver(7)
C Ray Donaldson	Charles Haley(5)
RG Larry Allen	Hurvin McCormack(3)
RT Erik Williams	LLB Broderick Thomas(8)
TE Eric Bjornson(10)	Randall Godfrey(6)
Tyji Armstrong(5)	MLB Fred Strickland
WR Michael Irvin(11)	RLB Darrin Smith
Deion Sanders(5)	LCB Kevin Smith
QB Troy Aikman	RCB Deion Sanders
RB Emmitt Smith	SS Darren Woodson
FB Daryl Johnston	FS Brock Marion(10)
	George Teague(6)



1998 ★ DALLAS COWBOYS STATISTICS ★ 1998

RECORD: 10-6
FIRST PLACE, NFC EAST
HEAD COACH: CHAN GAILEY

Date	W/L	Score	Opponent	Att.
9/6	W	38-10	ARIZONA	63,602
9/13	L	23-42	@ Denver	75,013
9/21	W	31-7	@ N.Y. Giants	78,039
9/27	L	12-13	OAKLAND	63,544
10/4	W	31-10	@ Washington	72,284
10/11	W	27-20	CAROLINA	64,181
10/18	L	12-13	@ Chicago	59,201
10/25			- Bye -	
11/2	W	34-0	@ Philadelphia	67,002
11/8	W	16-6	N.Y. GIANTS	64,316
11/15	W	35-28	@ Arizona	69,923
11/22	W	30-22	SEATTLE	64,142
11/26	L	36-46	MINNESOTA	64,366
12/6	L	3-22	@ New Orleans	65,065
12/13	L	17-20	@ Kansas City	77,697
12/20	W	13-9	PHILADELPHIA	62,722
12/27	W	23-7	WASHINGTON	63,565

1998 NFC WILD CARD GAME

1/2/99	L	7-20	ARIZONA	62,969
--------	---	------	---------	--------

TEAM STATISTICS	DALLAS	OPP
FIRST DOWNS	308	276
Rushing	125	84
Passing	154	162
Penalty	29	30
Third Down-Made/Att	76/206	71/210
Third Down Efficiency	36.9	33.8
Fourth Down-Made/Att	8/12	5/20
TOTAL NET YARDS	5,450	5,164
Avg. Per Game	340.6	322.8
Total Plays	992	988
Avg. Per Play	5.5	5.2
NET YARDS RUSHING	2,014	1,619
Avg. Per Game	125.9	101.2
Total Rushes	499	401
Avg. Per Rush	4.0	4.0
NET YARDS PASSING	3,436	3,545
Avg. Per Game	214.8	221.6
Sacked/Yards Lost	19/110	34/222
Gross Yards	3,546	3,767
Attempts/Completions	474/279	553/290
Pct. of Completions	58.9	52.4
Had Intercepted	8	14
PUNTS/AVERAGE	78/42.8	85/42.4
Net Punting Average	36.6	35.0
PUNT RET./AVG.	39/12.6	34/6.2
KICKOFF RET./AVG.	51/23.4	69/18.5
INT./AVG. RET.	14/17.9	8/15.1
PENALTIES/YARDS	128/1,108	120/917
FUMBLES/BALL LOST	18/7	23/12
TOUCHDOWNS	42	32
Rushing	21	10
Passing	17	21
Returns	4	1
EXTRA POINT/ATTEMPTS	40/42	31/32
Kicking Made-Attempts	40/40	29/30
Passing Made-Attempts	0/2	1/1
Rushing Made-Attempts	0/0	1/1
FIELD GOALS/ATTEMPTS	29/35	16/19
AVG TIME OF POSS.	31:50	28:10

RUSHING	ATT	YDS	AVG	LG	TD
E. Smith	319	1,332	4.2	32	13
Warren	59	291	4.9	49	4
S. Williams	64	220	3.4	24	1
Aikman	22	69	3.1	23	2
Gowin	1	33	33.0	33	0
Johnston	8	17	2.1	6	0
B. Davis	4	15	3.8	8	0
Garrett	11	14	1.3	5	0
Ogden	1	12	12.0	12	0
Mills	3	9	3.0	5	0
Bjornson	1	7	7.0	7	1
Irvine	1	1	1.0	1	0
Quinn	5	-6	-1.2	-1	0
COWBOYS	499	2,014	4.0	49	21
Opponents	401	1,619	4.0	63	10

RECEIVING	NO	YDS	AVG	LG	TD
Irvine	74	1,057	14.3	51	1
B. Davis	39	691	17.7	80	3
Mills	28	479	17.1	43	4
E. Smith	27	175	6.5	24	2
LaFleur	20	176	8.8	24	2
Jeffers	18	330	18.3	67	2
Johnston	18	60	3.3	9	1
Bjornson	15	218	14.5	43	1
Warren	13	66	5.1	15	1
S. Williams	11	104	9.5	30	0
Ogden	8	63	7.9	12	0
Sanders	7	100	14.3	55	0
Clay	1	27	27.0	27	0
COWBOYS	279	3,546	12.7	80	17
Opponents	290	3,767	13.0	89	21

INTERCEPTIONS	NO	YDS	AVG	LG	TD
Sanders	5	153	30.6	71	1
K. Smith	2	31	15.5	22	0
Mathis	2	0	0.0	0	0
Wheaton	1	41	41.0	41	0
Coakley	1	18	18.0	18	0
Reese	1	6	6.0	6	0
Woodson	1	1	1.0	1	0
Godfrey	1	0	0.0	0	0
COWBOYS	14	250	17.9	71	1
Opponents	8	121	15.1	30	1

PUNTING	NO	YDS	AVG	TB IN 20	LG	BL	NET
Gowin	77	3,342	43.4	14	31	65	1,366
COWBOYS	78	3,342	42.8	14	31	65	1,366
Opp.	85	3,604	42.4	7	22	65	0,350

USUAL STARTERS

WR Billy Davis	LE Kavka Pittman
LT Larry Allen	LT Leon Lett
LG Nate Newton	RT Chad Hennings
C Clay Shiver(9)	RE Greg Ellis
Michael Kiselek(7)	LLB Randall Godfrey
RG Flozell Adams(10)	MLB Fred Strickland
Everett McIver(6)	RLB Dexter Coakley
RT Erik Williams	LCB Kevin Smith(12)
TE David LaFleur	Kevin Mathis(4)
WR Michael Irvin	RCB Deion Sanders(11)
QB Troy Aikman(11)	Charlie Williams(3)
Jason Garrett(5)	SS Darren Woodson
RB Emmitt Smith	FS Omar Stoutmire(12)
FB Daryl Johnston	George Teague(4)

PUNT RETURNS	NO	FC	YDS	AVG	LG	TD
Sanders	24	8	375	15.6	69	2
Hughes	10	3	93	9.3	35	0
Warren	2	1	11	5.5	6	0
Mathis	2	1	3	1.5	5	0
K. Smith	1	0	11	11.0	11	0
COWBOYS	39	13	493	12.6	69	2
Opponents	34	13	210	6.2	18	0

KICKOFF RETURNS	NO	YDS	AVG	LG	TD
Mathis	25	621	24.8	42	0
Hughes	11	274	24.9	36	0
Warren	5	90	18.0	23	0
S. Williams	4	103	25.8	40	0
Ogden	3	65	21.7	28	0
Sanders	1	16	16.0	16	0
LaFleur	1	12	12.0	12	0
B. Davis	1	10	10.0	10	0
COWBOYS	51	1,191	23.4	42	0
Opponents	69	1,274	18.5	44	0

SCORE BY QUARTERS	1	2	3	4	OT	T
COWBOYS	72	124	80	105	-	381
Opponents	77	82	66	50	-	275

FIELD GOALS	11-19	20-29	30-39	40-49	50+
Cunningham	1-1	9-9	8-11	10-11	1-3
COWBOYS	1-1	9-9	8-11	10-11	1-3
Opponents	0-0	6-6	5-5	3-6	2-2

Cunningham: (25), (30, 54, 26), (40, 38M), (40, 37M), (42), (27, 55M, 38), (23, 23), (33, 25), (37, 38M, 47), (19), (1), (47, 44, 28), (30, 46, 47), (33), (32), (51M, 42, 41), (49M, 34, 23, 26)
Opponents: (22), (1), (1), (30, 48M, 38), (31), (1), (40, 37M), (42), (27, 55M, 38), (23, 23), (33, 25), (37, 38M, 47), (19), (1), (47, 44, 28), (30, 46, 47), (33), (32), (51M, 42, 41), (49M, 34, 23, 26)

SCORING	TDR	TD	TD	2PT	FG	PAT	S	TP
Cunningham	0	0	0	0	29/35	40/40	0	127
E. Smith	13	2	0	0	0/0	0/0	0	90
Warren	4	1	0	0	0/0	0/0	0	30
Mills	0	4	0	0	0/0	0/0	0	24
B. Davis	0	3	0	0	0/0	0/0	0	18
Sanders	0	0	3a	0	0/0	0/0	0	18
Aikman	2	0	0	0	0/0	0/0	0	12
Bjornson	1	1	0	0	0/0	0/0	0	12
Jeffers	0	2	0	0	0/0	0/0	0	12
LaFleur	0	2	0	0	0/0	0/0	0	12
Wheaton	0	0	1b	0	0/0	0/0	1+	8
Irvine	0	1	0	0	0/0	0/0	0	6
Johnston	0	1	0	0	0/0	0/0	0	6
S. Williams	1	0	0	0	0/0	0/0	0	6
COWBOYS	21	17	4	0	39/35	40/40	1	381
Opponents	10	21	1*	2	16/19	29/30	1*	275

2-PT Conversions: Cowboys 0-2; Opponents 2-2

a 59 yard punt return @ N.Y. Giants (9/21)
71 yard interception return @ N.Y. Giants (9/21)

b 15 yard fumble return vs. Arizona (9/6)
+ tackled Araguz in end zone vs. Oakland (9/27)

* Adams 25 yard interception return vs. Seattle (11/22)

Aikman intentional grounding in end zone @ New Orleans. (12/6)

PASSING	ATT	COMP	YDS	PCT	AVG	TD	PCT	PCT	PCT	LG	SKS/YDS	RATING
Aikman	315	187	2,330	59.4	7.40	12	3.8	5	1.6	67	9/58	88.5
Garrett	158	91	1,206	57.6	7.63	5	3.2	3	1.9	80	10/52	84.5
Quinn	1	1	10	100.0	10.00	0	0.0	0	0.0	10	0/0	108.3
COWBOYS	474	279	3,546	58.9	7.48	17	3.6	8	1.7	80	19/110	87.2
Opponents	553	290	3,767	52.4	6.82	21	3.8	14	2.5	89	34/222	76.3



1999 ★ DALLAS COWBOYS STATISTICS ★ 1999

RECORD: 8-8
SECOND PLACE, NFC EAST
HEAD COACH: CHAN GAILEY

Date	W/L	Score	Opponent	Att.
9/12	W	41-35	@ Wash. (OT)	79,237
9/20	W	24-37	ATLANTA	63,663
9/26			- Bye -	
10/3	W	35-7	ARIZONA	64,169
10/10	L	10-13	@ Philadelphia	66,669
10/18	L	10-13	@ N.Y. Giants	78,204
10/24	W	39-20	WASHINGTON	64,377
10/31	L	24-34	@ Indianapolis	56,860
11/8	L	17-27	@ Minnesota	64,111
11/14	W	27-13	GREEN BAY	64,634
11/21	L	9-13	@ Arizona	72,015
11/25	W	20-0	MIAMI	64,328
12/5	L	6-13	@ New England	58,444
12/12	W	20-12	PHILADELPHIA	64,086
12/19	L	21-20	N.Y. JETS	64,271
12/24	L	24-31	@ New Orleans	47,835
12/30	W	26-18	N.Y. GIANTS	63,767

1999 NFC Wild Card Game

1/9/00 L	10-27	@ Minnesota	64,056
----------	-------	-------------	--------

TEAM STATISTICS

FIRST DOWNS	295	266
Rushing	129	81
Passing	139	154
Penalty	27	31
Third Down-Made/Att	77/219	71/221
Third Down Efficiency	35.2	32.1
Fourth Down-Made/Att	6/17	4/9
TOTAL NET YARDS	5,178	4,840
Avg. Per Game	323.6	302.5
Total Plays	1,024	997
Avg. Per Play	5.1	4.9
NET YARDS RUSHING	2,051	1,442
Avg. Per Game	128.2	90.1
Total Rushes	493	417
Avg. Per Rush	4.2	3.5
NET YARDS PASSING	3,127	3,398
Avg. Per Game	195.4	212.4
Sacked/Yards Lost	24/151	35/217
Good Yards	3,278	3,616
Attempts/Completions	507/295	545/297
Pct. of Completions	58.2	54.5
Had Intercepted	13	24
PUNTS/AVERAGE	81/43.2	93/41.2
Net Punting Average	35.1	34.2
PUNT RET./AVG.	41/10.7	43/10.7
KICKOFF RET./AVG.	58/23.7	62/20.3
INT./AVG. RET.	24/18.4	13/7.7
PENALTIES/YARDS	136/196	107/862
FUMBLES/BALL LOST	22/10	23/9
TOUCHDOWNS	42	28
Rushing	16	6
Passing	20	19
Returns	6	3
EXTRA POINT/ATTEMPTS	41/41	27/28
Kicking Made-Attempts	41/41	24/24
Passing Made-Attempts	0/0	1/1
Rushing Made-Attempts	0/0	2/3
FIELD GOALS/ATTEMPTS	19/31	26/33
AVG TIME OF POSS	31:51	28:00

RUSHING	ATT	YDS	AVG	LG	TD
E. Smith	329	1,397	4.2	63	11
W. Warren	99	403	4.1	25	2
Ismail	13	110	8.5	27	1
Chancey	14	57	4.1	11	0
Thomas	8	35	4.4	10	0
Bjornson	1	20	20.0	20	1
Garrett	6	12	2.0	9	0
Aikman	21	10	0.5	7	1
Tucker	1	8	8.0	8	0
Mills	1	-1	-1.0	-1	0
COWBOYS	493	2,051	4.2	63	16
Opponents	417	1,442	3.5	37	6

RECEIVING	ATT	YDS	AVG	LG	TD
Isma'il	80	1,097	13.7	761	6
LaFleur	35	322	9.2	25	0
Warren	34	224	6.6	24	0
Mills	30	325	10.8	36	0
E. Smith	27	119	4.4	14	2
Tucker	23	439	19.1	901	2
Ogden	12	144	12.0	25	0
Irvin	10	167	16.7	37	3
Bjornson	10	131	13.1	32	0
Thomas	10	64	6.4	13	0
McGarity	7	70	10.0	18	0
Brazzell	5	114	22.8	53	0
Lucky	5	25	5.0	8	0
Sanders	4	24	6.0	9	0
Lester	2	9	4.5	6	0
Johnston	1	4	4.0	4	0
COWBOYS	295	3,278	11.1	901	20
Opponents	297	3,675	12.2	71	19

INTERCEPTIONS	NO	YDS	AVG	LG	TD
Coakley	4	119	29.8	46	1
Teague	3	127	42.3	95†	2
Reese	3	28	9.3	24	0
Sanders	3	2	0.7	2	0
Hawthorne	3	-2	-0.7	0	0
Hambrick	2	44	22.0	25	0
Woodson	2	5	2.5	5	0
Ellis	1	87	87.0	87†	1
K. Smith	1	16	16.0	16	0
Godfrey	1	10	10.0	10	0
Nguyen	1	6	6.0	6	0
COWBOYS	24	442	18.4	95†	4
Opponents	13	100	7.7	30	0

USUAL STARTERS

WR	Raghib Ismail	LE	Kavika Pittman
LT	Flozell Adams	LT	Alonzo Spellman
LG	Larry Allen(11)	RR	Clad Hennings
	Solomon Page(5)	RE	Greg Ellis
C	Mark Stepnoski	LLB	Darren Hambrick
RG	Everett McIver	MLB	Randal Godfrey
RT	Erik Williams	RLB	Dexter Coakley
TE	Dave LaFleur	LCB	Kevin Smith(8)
WR	Ernie Mills(5)		Kevin Mathis(4)
	Michael Irvin(4)	RCB	Deion Sanders(14)
	Jason Tucker(3)		Charlie Williams(2)
QB	Troy Aikman	SS	Darren Woodson
RB	Emmitt Smith	FS	George Teague
FB	Robert Thomas		

PUNTING	NO	YDS	AVG	TB	IN20	LG	BL	NET
Gowin	81	3,500	43.2	10	24	64	0	35.1
COWBOYS	81	3,500	43.2	10	24	64	0	35.1
Opp	93	3,836	41.2	11	17	59	1	34.2

PUNT RETURNS	NO	FC	YDS	AVG	LG	TD
Sanders	30	1	344	11.5	76	1
Tucker	4	2	52	13.0	41	0
Ogden	4	2	28	7.0	10	0
McGarity	3	4	16	5.3	9	0
COWBOYS	41	9	440	10.7	76	1
Opponents	43	14	459	10.7	85	1

KICKOFF RETURNS	NO	YDS	AVG	LG	TD
Tucker	22	613	27.9	79	0
Matthis	18	408	22.7	37	0
Ogden	12	252	21.0	29	0
Sanders	4	87	21.8	31	0
Noble	1	9	9.0	9	0
Coakley	1	3	3.0	3	0

COWBOYS	58	1.372	23.7	79	0
Opponents	62	1.259	20.3	32	0

SCORE BY QUARTERS	1	2	3	4	OT	T
COWBOYS	87	92	80	87	6	352
Opponents	28	56	76	116	0	276

FIELD GOALS	11-19	20-29	30-39	40-49	50+
Cunningham	0-0	4-6	5-6	3-9	0-1
Murray	0-0	3-3	3-4	1-2	0-0
COWBOYS	0-0	7-9	8-10	4-11	0-1
Opponents	0-0	8-8	11-11	7-13	0-1

Cunningham: (.), (23,47M), (24M), (42,50M),
 (48M,38,41M), (32), (24), (42M,
 37M,39), (22M,44,47), (48M),
 (36,23), (20,43M,34), (.), (.), (.)
 Murray: (.), (.), (.), (.), (.), (.), (.), (.), (49M,30,
 34,33M), (.), (33), (20,21,27,40)
 Opponents: (25,42), (49M), (.), (48,31), (27,21),
 (36,24), (43,30,33,27), (49M,31,40),
 (38,44B,31), (24,38), (52M,47B,
 47M), (41,23), (44), (47,33,49M,37),
 (32), (29)

SCORING	TDR	TDP	TDR1	2P1	FG	PAT	S	TP
E. Smith Cunningham	11	2	0	0	0/0	0	0	78
Ismail	0	0	0	0	12/22	31/31	0	67
LaFleur	1	6	0	0	0/0	0/0	0	42
Murray	0	7	0	0	0/0	0/0	0	42
Irvin	0	0	0	0	7/9	10/10	0	31
Ellis	0	3	0	0	0/0	0/0	0	18
Teague	0	0	2a	0	0/0	0/0	0	12
Tucker	0	0	2b	0	0/0	0/0	0	12
Warren	0	2	0	0	0/0	0/0	0	12
Aikman	2	0	0	0	0/0	0/0	0	12
Bjornson	1	0	0	0	0/0	0/0	0	6
Coakley	1	0	0	0	0/0	0/0	0	6
Sanders	0	0	1c	0	0/0	0/0	0	6
Hambrick	0	0	1d	0	0/0	0/0	0	6
	0	0	0	0	0/0	0/0	1	2
COWBOYS	16	20	3	0	29/31	41/41	1	252
Opponents	6	19	6	0	16/33	24/24	1	376

2-Pt Conversions: Cowboys 0-0; Opponents 3-4

a 87 yard interception return vs. Atlanta (9/20)

98 yard fumble return vs. Arizona (10/3)

b 32 yard interception return vs. Arizona (10/3)
95 yard interception return vs. Green Bay

95 yard interception return vs. Green Bay
(11/14)

c 46 yard interception return vs. Miami (11/25)

70 yard punt return vs. Washington (10/24)

+ Forced punter out of end zone @ Arizona
(11/21)

* Barber 85-yard punt return @ N.Y. Giants

Barber 65-yard punt return @ N.Y. Giants
(10/18)

Wilkins fumble recovery in end zone @

Indianapolis (10/31)
Weary: 68 yard fumble return @ N.O. (12/24)

PASSING	ATT	COMP	YDS	PCT	AVG	PCT	PCT	PCT	LG	SKS/YDS	RATING
					ATT	TD	INT	INT			
Aikman	442	263	2,964	59.5	6.71	17	3.8	12	2.7	90t	19/130 81.1
Garrett	64	32	314	50.0	4.90	3	4.7	1	1.6	37t	5/21 73.3
Sanders	1	0	0	0.0	0.00	0	0.0	0	0.0	0/0	39.6
COWBOYS	507	295	3,278	58.2	6.47	20	3.9	13	2.6	90t	24/151 80.0
Opponents	545	297	3,615	54.5	6.63	19	3.5	24	4.4	71	35/217 68.4



2000 ★ DALLAS COWBOYS STATISTICS ★ 2000

RECORD: 5-11
FOURTH PLACE, NFC EAST
HEAD COACH: DAVE CAMPO

Date	W/L	Score	Opponent	Att.
9/3	L	14-41	PHILADELPHIA	62,872
9/10	L	31-32	@ Arizona	66,009
9/18	W	27-21	@ Washington	84,431
9/24	L	24-41	SAN FRANCISCO	64,127
10/1	W	16-13	@ Carolina (OT)	73,310
10/8			- Bye -	
10/15	L	14-19	@ N.Y. Giants	78,189
10/22	W	48-7	ARIZONA	62,981
10/29	L	17-23	JACKS'VL (OT)	63,554
11/5	L	13-16	@ Philadelphia (OT)	65,636
11/12	W	23-6	CINCINNATI	62,170
11/19	L	0-27	@ Baltimore	69,416
11/23	L	15-27	MINNESOTA	63,878
12/3	L	7-27	@ Tampa Bay	65,621
12/10	W	32-13	WASHINGTON	63,467
12/17	L	13-17	N.Y. GIANTS	61,311
12/25	L	0-31	@ Tennessee	68,498

TEAM STATISTICS	DALLAS	OPP
FIRST DOWNS	276	309
Rushing	116	137
Passing	128	145
Penalty	32	27
Third Down-Made/Att.	70/195	84/208
Third Down Efficiency	35.9	40.4
Fourth Down-Made/Att.	10/18	8/18
TOTAL NET YARDS	4,475	5,329
Avg. Per Game	279.7	333.1
Total Plays	943	1,021
Avg. Per Play	4.7	5.2
NET YARDS RUSHING	1953	2636
Avg. Per Game	122.1	164.8
Total Rushes	463	538
Avg. Per Rush	4.2	4.9
NET YARDS PASSING	2,522	2,693
Avg. Per Game	157.6	168.3
Sacked/Yards Lost	35/249	26/189
Gross Yards	2,771	2,882
Att./Completions	445/255	458/277
Completion Pct.	57.3	60.5
Had Intercepted	21	16
PUNTS/AVERAGE	68/41.9	70/40.5
Net Punting Avg.	35.4	33.3
PENALTIES/YARDS	108/963	108/999
FUMBLES/BALL LOST	31/18	23/9
TOUCHDOWNS	31	41
Rushing	15	17
Passing	14	20
Returns	2	4
EXTRA POINT/ATTEMPTS	29/31	37/40
Kicking Made-Attempts	27/27	37/37
Passing Made-Attempts	2/3	0/1
Rushing Made-Attempts	0/1	0/2
FIELD GOALS/ATTEMPTS	25/33	26/31
AVG TIME OF POSS.	28:40	31:20

RUSHING	ATT	YDS	AVG	LG	TD
E. Smith	294	1,203	4.1	52	9
Warren	59	254	4.3	32	2
Cunningham	23	89	3.9	19	1
Wiley	24	88	3.7	11	0
Ismael	8	73	9.1	37	0
Thomas	15	51	3.4	9	0
McGarity	6	49	8.2	22	1
Tucker	4	42	10.5	17	1
Wright	12	36	3.0	19	0
T. Hambrick	6	28	4.7	13	0
Coakley	1	26	26.0	26	0
Aikman	10	13	1.3	5	0
Seder	1	1	1.0	11	1
COWBOYS	463	1,953	4.2	52	15
Opponents	538	2,636	4.9	70	17

RECEIVING	ATT	YDS	AVG	LG	TD
McKnight	52	926	17.8	48	2
Harris	39	306	7.8	21	5
Warren	31	302	9.7	76	1
Ismael	25	350	14.0	44	1
McGarity	25	250	10.0	25	0
Thomas	23	117	5.1	14	2
Wiley	14	72	5.1	15	1
Tucker	13	126	9.7	18	0
LaFleur	12	109	9.1	19	1
E. Smith	11	79	7.2	19	0
Galloway	4	62	15.5	22	1
Hodge	4	60	15.0	20	0
Brazzell	2	12	6.0	10	0
COWBOYS	255	2,771	10.9	76	14
Opponents	277	2,882	10.4	68	19

INTERCEPTIONS	NO	YDS	AVG	LG	TD
Sparks	5	59	11.8	43	0
Reese	2	60	30.0	46	0
Nguyen	2	31	15.5	24	0
Woodson	2	12	6.0	12	0
McNeil	2	4	2.0	4	0
Wortham	2	1	0.5	1	0
C. Williams	1	0	0.0	0	0
COWBOYS	16	167	10.4	46	0
Opponents	21	179	8.5	42	3

PUNTING	NO	YDS	AVG	TB	IN	LG	BL	NET
Knorr	58	2,485	42.8	8	12	60	0	35.8
Cantrell	10	367	36.7	0	3	40	0	33.3
COWBOYS	68	2,852	41.9	8	15	60	0	35.4
Opp.	70	2,838	40.5	7	22	63	0	33.3

PUNT RETURNS	NO	FC	YDS	AVG	LG	TD
McGarity	30	9	353	11.8	64	2
Tucker	4	5	9	2.3	8	0
Galloway	1	0	2	2.0	2	0
COWBOYS	35	14	364	10.4	64	2
Opponents	29	18	282	9.7	51	0

KICKOFF RETURNS	NO	YDS	AVG	LG	TD
Tucker	51	1,099	21.5	90	0
Wiley	13	303	23.3	38	0
LaFleur	2	21	10.5	13	0
Santiago	1	13	13.0	13	0
Goodrich	1	12	12.0	12	0
Noble	1	8	8.0	8	0
Larrimore	0	0	0.0	0	0
COWBOYS	69	1,456	21.1	90	0
Opponents	56	1,205	21.5	42	0

SCORE BY QUARTERS	1	2	3	4	OT	T
COWBOYS	51	92	73	75	3	294
Opponents	61	101	84	106	9	361

FIELD GOALS	11-19	20-29	30-39	40-49	50+
Seder	2-2	5-6	9-11	9-13	0-1
COWBOYS	2-2	5-6	9-11	9-13	0-1
Opponents	2-2	9-9	9-9	4-9	2-2
Seder: (34,38), (44), (32,38), (40), (27,45M,24), (1), (32,23), (19), (48,27), (39M,44M,43,35, 42,51M), (46M), (37,26M,43,36), (34M), (33,19,47M,20,43), (47,43), (1)					
Opponents: (33,37), (19,54,35,51), (1), (38,47), (39,23), (24,20), (1), (42,49B), (40M, 34,34,32), (22,37), (25,47M,19), (49, 29), (28,25), (1), (45B,40M,44), (21)					

SCORING	TDR	TOP	TDR1	2P	FG	PAT	S	TP
Seder	1	0	0	0	25/33	27/27	0	108
E. Smith	9	0	0	0	0/0	0/0	0	54
Harris	0	5	0	1	0/0	0/0	0	32
McGarity	1	0	2a	0	0/0	0/0	0	18
Warren	2	1	0	0	0/0	0/0	0	18
McKnight	0	2	0	0	0/0	0/0	0	12
Thomas	0	2	0	0	0/0	0/0	0	12
Ismael	0	1	0	1	0/0	0/0	0	8
Cunningham	1	0	0	0	0/0	0/0	0	6
Galloway	0	1	0	0	0/0	0/0	0	6
LaFleur	0	1	0	0	0/0	0/0	0	6
Tucker	1	0	0	0	0/0	0/0	0	6
Wiley	0	1	0	0	0/0	0/0	0	6
Reese	0	0	0	0	0/0	1	2	2
COWBOYS	15	14	2	2	25/33	27/27	1	294
Opponents	17	20	4	0	26/31	37/37	0	361

2-Pt Conversions: Cowboys 2-4; Opponents 0-3

- a 64-yard punt return @ Arizona (9/10);
- 59-yard punt return vs. Arizona (10/22)
- * Trotter 27-yard interception return vs. Philadelphia (9/3)
- Kelly 9 interception return @ Tampa Bay (12/3)
- Ford 30 fumble return @ Tennessee (12/25)
- Bulluck 8 interception return @ Tennessee (12/25)
- * Tackled punter in end zone @ Carolina (10/1)

USUAL STARTERS

WR	Raghib Ismail(9)	LE	Greg Ellis
	Jason Tucker(7)	LT	Chad Hennings(8)
LT	Fitzell Adams		Brandon Noble(8)
LG	Larry Allen	RT	Leon Lett(7)
C	Mark Stepnoski(11)		Michael Myers(7)
	Ben Fricke(5)	RE	Alonzo Spellman
RG	Solomon Page	LLB	Darren Hambrick
RT	Erik Williams	MLB	Barron Wortham(11)
TE	David LaFleur(10)		Dat Nguyen(5)
	Jackie Harris(6)	RLB	Dexter Coakley
WR	James McKnight	LCB	Phillip Sparks(11)
QB	Troy Aikman(11)		Kareem Larrimore(4)
	Randal Cunningham(3)	RCB	Ryan McNeil
RB	Ermitt Smith	SS	Darren Woodson(11)
FB	Robert Thomas		Greg Myers(5)
		FS	George Teague(9)
			Izell Reese(7)

PASSING	ATT	COMP	YDS	PCT	AVG	ATT	TD	PCT	INT	PCT	INT	LG	SKS/YDS	RATING
Aikman	262	156	1,632	59.5	6.23	7	2.7	14	5.3	48	13/91	64.3		
Cunningham	125	74	849	59.2	6.79	6	4.8	4	3.2	761	8/45	82.4		
Wright	53	22	237	41.5	4.47	0	0.0	3	5.7	46	12/92	31.7		
Stoner	5	3	53	60.0	10.60	1	20.0	0	0	0	29	2/21	135.8	
COWBOYS	445	255	2,771	57.3	6.23	14	3.1	21	4.7	761	35/249	66.6		
Opponents	458	277	2,882	60.5	6.29	20	4.4	16	3.5	681	26/189	78.7		

2001 ★ DALLAS COWBOYS STATISTICS ★ 2001

RECORD: 5-11
FIFTH PLACE, NFC EAST
HEAD COACH: DAVE CAMPO

Date	W/L	Score	Opponent	Att.
9/9	L	6-10	TAMPA BAY	61,521
9/23	L	21-32	SAN DIEGO	63,430
9/30	L	18-40	@ Philadelphia	66,621
10/7	L	21-28	@ Oakland	61,535
10/15	W	9-7	WASHINGTON	63,941
10/21			- Bye -	
10/28	W	17-3	ARIZONA	63,114
11/4	L	24-27	@ N.Y. Giants (OT)	78,673
11/11	L	13-20	@ Atlanta	69,010
11/18	L	3-36	PHILADELPHIA	63,204
11/22	L	24-26	DENVER	64,104
12/2	W	20-14	@ Washington	85,112
12/9	W	20-13	N.Y. GIANTS	61,821
12/16	L	3-29	@ Seattle	63,366
12/23	L	10-17	@ Arizona	48,883
12/30	W	27-21	SAN FRANCISCO	64,366
1/6/02	L	10-15	@ Detroit	77,512

TEAM STATISTICS	DALLAS	OPPOSITE
FIRST DOWNS	247	272
Rushing	114	90
Passing	110	160
Penalty	23	22
Third Down-Made/Att	71/215	76/214
Third Down Efficiency	33.0	35.0
Fourth Down-Made/Att	4/16	8/15
TOTAL NET YARDS	4,402	4,595
Avg. Per Game	275.1	287.4
Total Plays	952	985
Avg. Per Play	4.6	4.7
NET YARDS RUSHING	2,184	1,710
Avg. Per Game	136.5	106.9
Total Rushes	505	472
Avg. Per Rush	4.3	3.6
NET YARDS PASSING	2,218	2,885
Avg. Per Game	138.6	180.6
Sacked/Yards Lost	34/190	24/130
Gross Yards	2,408	3,019
Att./Completions	413/210	489/287
Completion Pct.	50.8	58.7
Had Intercepted	20	9
PUNTS/AVERAGE	81/38.7	79/41.7
Net Punting Avg.	31.1	34.5
PUNT RET./AVG.	41/12.0	38/13.0
KICKOFF RET./AVG.	64/23.1	54/21.6
INT./AVG. RET.	9/21.2	20/17.2
PENALTIES/YARDS	92/74	69/634
FUMBLES/BALL LOST	25/14	29/16
TOUCHDOWNS	26	37
Rushing	8	12
Passing	14	20
Returns	4	5
EXTRA POINT/ATTEMPTS	24/26	33/37
Kicking Made-Attempts	24/24	33/34
Passing Made-Attempts	0/0	0/0
Rushing Made-Attempts	0/2	0/0
FIELD GOALS/ATTEMPTS	22/33	27/36
AVG TIME OF POSS	30.13	29.47

SCORE BY QUARTERS	1	2	3	4	OT	T
COWBOYS	38	81	45	82	0	246
Opponents	60	131	54	90	3	338

PASSING	AVG				PCT			PCT			LG SKS/YDS/RATING		
	ATT	COMP	YDS	PCT	ATT	TD	INT	ATT	TD	INT	LG	SKS/YDS/RATING	
Carter	176	90	1,072	51.1	6.09	5	2.8	7	4.0	64.4	12/56	63.0	
Wright	98	48	529	49.0	5.40	5	5.1	5	5.1	80.1	5/30	61.1	
Leaf	88	45	494	51.1	5.61	1	1.1	3	3.4	38	12/82	57.7	
Stoerner	49	26	314	53.1	6.41	3	6.1	5	10.2	28	5/22	53.8	
Galloway	1	1	-1	100.0	-1.00	0	0.0	0	0.0	-1	0/0	79.2	
Knorr	1	0	0	0.0	0.00	0	0.0	0	0.0	0	0/0	39.6	
COWBOYS	413	210	2,408	50.8	5.83	14	3.4	20	4.8	80	34/190	59.9	
Opponents	489	287	3,019	58.7	6.17	20	4.1	9	1.8	78	24/130	82.7	

RUSHING	ATT	YDS	AVG	LG	TD
E. Smith	261	1,021	3.9	44	3
T. Hambrick	113	579	5.1	80	2
Wiley	34	247	7.3	58	0
Carter	45	150	3.3	17	1
Wright	17	57	3.4	12	0
Thomas	6	40	6.7	24	0
Galloway	3	32	10.7	16	0
Ismail	8	31	3.9	11	0
Stoerner	9	27	3.0	13	1
Seder	1	8	8.0	8t	1
Chiaverini	1	3	3.0	3	0
Knorr	1	0	0.0	0	0
Taylor	1	0	0.0	0	0
Swinton	1	-4	-4.0	-4	0
Leaf	4	-7	-1.8	0	0
COWBOYS	505	2,184	4.3	80	8
Opponents	472	1,710	3.6	48	12

RECEIVING	ATT	YDS	AVG	LG	TD
Ismail	53	834	15.7	80t	2
Galloway	52	699	13.4	47l	3
E. Smith	17	116	6.8	22	0
Wiley	16	99	6.2	17	1
Harris	15	141	9.4	28	2
Lucky	13	96	7.4	16	1
Chiaverini	10	107	10.7	21	2
Higgins	8	36	4.5	10	0
Swinton	7	117	16.7	45t	1
McGarity	6	45	7.5	11t	1
Thomas	5	19	3.8	6	0
Hambrick	4	62	15.5	27	0
Rambo	3	28	9.3	14	0
Witherspoon	1	9	9.0	9	0
COWBOYS	210	2,408	11.5	80t	14
Opponents	287	3,019	10.5	78l	20

INTERCEPTIONS	NO	YDS	AVG	LG	TD
Woodson	3	11	3.7	6	
Coakley	2	39	19.5	29t	2
Hawthorne	2	28	14.0	22	0
Edwards	1	71	71.0	71t	1
Reese	1	42	42.0	42	0
COWBOYS TOT.	9	191	21.2	71t	3
Opp. Totals	20	344	17.2	50t	4

USUAL STARTERS			
WR	Raghib Ismail	LE	Greg Ellis
LT	Flozell Adams	NT	Brandon Noble
LG	Larry Allen	DT	Mike Myers
C	Mark Stepnoski	RE	Peppi Zeiner
RG	Kelvin Garmon	WLB	Dexter Coakley
TE	Salomon James	MLB	Dt Nguyen
RT	Jackie Harris (12)/ Mike Lucky (4)	SLB	Markus Steele(10)/ Darren Hambrick (5)
WR	Joey Galloway	RCB	Mario Edwards
QB	Quincy Carter(8)/ Ryan Leaf(3)/ Anthony Wright(3)/ Clint Stoenner(2)	LCB	Duane Hawthorne (11) /zell Reese (3)
RB	Emmitt Smith	SS	Darren Woodson
FB	Troy Hambrick (9)/ Robert Thomas (5)	FS	George Teague

PUNTING	NO	YDS	AVG	TB	IN20	LG	BL	NET
Knorr	78	3,135	40.2	6	25	57	3	31.1

COWBOYS	81	3,135	38.7	6	25	57	3	31.1
Opponents	79	3,298	41.7	4	29	62	0	34.4

PUNT RETURNS	NO	FC	YDS	AVG	LG	TD
Swinton	31	8	414	13.4	65t	1
McGarity	6	2	38	6.3	17	0
Rambo	2	0	15	7.5	13	0
Ismail	1	3	20	20.0	20	0
Galloway	1	0	6	6.0	6	0

COWBOYS	41	13	493	12.0	65t	1
Opponents	38	18	493	13.0	74	0

KICKOFF RETURNS	NO	YDS	AVG	LG	TD
Swinton	56	1,327	23.7	77	0
Wiley	4	90	22.5	40	0
Rambo	2	30	15.0	19	0
Larrimore	1	22	22.0	22	0
Evans	1	7	7.0	7	0

COWBOYS TOT.	64	1,476	23.1	77	0
Opp. Totals	54	1,164	21.6	61	0

FIELD GOALS	11-19	20-29	30-39	40-49	50+
Seder	0-0	5-5	3-5	3-6	0-1
Hilbert	0-0	3-3	6-6	2-7	0-0
COWBOYS	0-0	8-8	9-11	5-13	0-1
Opponents	2-2	10-10	6-8	8-11	1-5

Seder: (22,46),(),(41,43),(34B,41B),(41M,28,
52M,39,26),(31),(27,47M,34M),(28,39),
(),(),(),(),(),()
Hilbert: (),(),(),(),(),(),(),(47B,41M,30),(43),
(44M,38,39),(38,41,48M),(37),(27,
41M),(22,20),(33)
Opponents: (39,52M),(22,24,23,41M,43),(40,
19),(),(44M),(27),(40,59M,42),(31,
36M,19),(24,46,26,28,30),(24,50,
48,28),(),(35,41),(22,37),(34,35M),
(46M),(51M,51M,47)

SCORING	TDR	TOP	TDR1	2P1	FG	PAT	S	TP
Seder	1	0	0	0	11/17	12/12	0	51
Hilbert	0	0	0	0	11/15	12/12	0	45
Galloway	0	3	0	0	0/0	0/0	0	18
Smith	3	0	0	0	0/0	0/0	0	18
Chiaverini	0	2	0	0	0/0	0/0	0	12
Coakley	0	0	2 ^a	0	0/0	0/0	0	12
Hambrick	2	0	0	0	0/0	0/0	0	12
Harris	0	2	0	0	0/0	0/0	0	12
Ismail	0	2	0	0	0/0	0/0	0	12
Swinton	0	1	1 ^c	0	0/0	0/0	0	12
Carter	1	0	0	0	0/0	0/0	0	6
Edwards	0	0	1 ^b	0	0/0	0/0	0	6
Lucky	0	1	0	0	0/0	0/0	0	6
McGarity	1	0	0	0	0/0	0/0	0	6
Stoerner	1	0	0	0	0/0	0/0	0	6
Thomas	1	0	0	0	0/0	0/0	0	6
Wiley	0	1	0	0	0/0	0/0	0	6

COWBOYS	8	14	4	0	22/33	24/24	0	246
Opponents	12	20	5 ¹	0	27/36	33/34	1 ²	338

2-Pt Conversions: Cowboys 0-2; Opponents 0-3

^a 10-yard interception return vs. Arizona (10/28)

29-yard interception return @ N.Y. Giants (11/4)

6 71-yard interception return @ N.Y. Giants (11/4)

1 Moore 10 fumble return @ Philadelphia (9/20)

Trotter 50 interception ret. vs. Philadelphia (11/1)

Hampton 33 interception ret. vs. Philadelphia (11)

Charlton 38 interception return @ Seattle (12/1)

McKinnon 24 interception return @ Arizona (12)

¹ Swinton fumble punt out of end zone @ Seattle

(12/16)



2002 ★ DALLAS COWBOYS STATISTICS ★ 2002

RECORD: 5-11
FOURTH PLACE, NFC EAST
HEAD COACH: DAVE CAMPO

Date	W/L	Score	Opponent	Alt.
9/8	L	10-19	@ Houston	69,604
9/15	W	21-13	TENNESSEE	62,527
9/22	L	13-44	@ Philadelphia	65,537
9/29	W	13-10	@ St. Louis	66,165
10/6	L	17-21	N.Y. GIANTS	63,447
10/13	W	14-13	CAROLINA	61,773
10/20	L	6-9	@ Arizona (OT)	59,702
10/27	L	14-17	SEATTLE	63,854
11/3	L	7-9	@ Detroit	61,789
11/10			BYE	
11/17	L	3-20	@ Indianapolis	57,057
11/24	W	21-19	JACKSONVILLE	62,204
11/28	W	27-20	WASHINGTON	63,606
12/8	L	7-37	@ SAN FRANCISCO	64,097
12/15	L	7-37	@ N.Y. Giants	78,698
12/21	L	3-27	PHILADELPHIA	63,209
12/29	L	14-20	@ Washington	84,142

TEAM STATISTICS	DALLAS	OPP
FIRST DOWNS.....	237	291
Rushing.....	87	90
Passing.....	129	178
Penalty.....	21	23
Third Down-Made/Att.....	50/208	92/246
Third Down Efficiency.....	24.0%	37.4%
Fourth Down-Made/Att.....	4/12	9/11
TOTAL NET YARDS.....	4,375	5,267
Avg. Per Game.....	273.4	329.2
Total Plays.....	948	1,079
Avg. Per Play.....	4.6	4.9
NET YARDS RUSHING.....	1,754	1,818
Avg. Per Game.....	109.6	113.6
Total Rushes.....	423	481
Avg. Per Rush.....	4.1	3.8
NET YARDS PASSING.....	2,621	3,449
Avg. Per Game.....	163.8	215.6
Sacked/Yards Lost.....	54/399	24/137
Gross Yards.....	3,020	3,586
Attempts/Completions.....	471/252	574/334
Pct. of Completions.....	53.5	58.2
Had Intercepted.....	16	19
PUNTS/AVERAGE.....	113/40.4	94/41.4
Net Punting Average.....	33.0	36.0
PUNT RET./AVG.....	39/8.3	58/11.0
KICKOFF RET./AVG.....	68/22.4	48/22.8
INT./AVG. RET.....	19/11.9	16/15.8
PENALTIES/YARDS.....	105/974	119/919
FUMBLES/BALL LOST.....	33/18	23/11
TOUCHDOWNS.....	26	35
Rushing.....	7	10
Passing.....	14	22
Returns.....	5	3
EXTRA POINTS/ATTEMPTS.....	25/26	34/35
TWO POINT CONV./ATTS.....	0/0	0/0
FIELD GOALS/ATTEMPTS.....	12/19	27/38
AVG. TIME OF POSS.....	28:04	31:56

SCORE BY QUARTERS	1	2	3	4	OT	T
COWBOYS	23	47	51	96	0	217
Opp. Totals	55	103	48	120	3	329

RUSHING	ATT	YDS	AVG	LG	TD
Smith	254	975	3.8	30t	5
Hambrick	79	317	4.0	18	1
Wiley	22	168	7.6	48	1
Carter	27	91	3.4	16	0
Hutchinson	18	74	4.1	18	0
Bryant	6	40	6.7	24	0
Galloway	4	31	7.8	21	0
Thomas	10	31	3.1	14	0
Swinton	1	23	23.0	23	0
D. Scott	1	14	14.0	14	0
Knorr	1	-10	-10.0	-10	0
COWBOYS	423	1,754	4.1	46t	7
Opponents	481	1,818	3.8	60	10

RECEIVING	ATT	YDS	AVG	LG	TD
Galloway	61	908	14.9	80t	6
Bryant	44	733	16.7	78	6
McGee	23	294	12.8	58	1
D. Scott	22	218	9.9	17t	1
Hambrick	21	99	4.7	14	0
Whalen	17	152	8.9	33	0
Smith	16	89	5.6	17	0
Rambo	14	211	15.1	47	0
Wiley	13	144	11.1	31	0
Thomas	12	80	6.7	23	0
Swinton	7	63	9.0	16	0
Lucky	1	22	22.0	22	0
McKie	1	7	7.0	7	0
COWBOYS	252	3,020	12.0	80t	14
Opponents	334	3,586	10.7	65t	22

INTERCEPTIONS	NO	YDS	AVG	LG	TD
Ro. Williams	5	90	18.0	85t	2
Ross	5	17	3.4	12	0
Edwards	2	29	14.5	29	0
Coakley	1	52	52.0	52t	1
Hunter	1	16	16.0	16	0
Hawthorne	1	15	15.0	15	0
Glover	1	7	7.0	7	0
Woodson	1	1	1.0	1	0
Ellis	1	0	0.0	0	0
Dixon	1	0	0.0	0	0
COWBOYS	19	227	11.9	85t	3
Opp. Totals	16	252	15.8	80t	1

USUAL STARTERS					
WR	Antonio Bryant	LE	Greg Ellis		
LT	Flozell Adams	NT	Brandon Noble		
LG	Larry Allen (3)	DT	La'Roi Glover		
	Ross Tucker (7)	RE	Ebenezer Ekuban		
C	Andre Gurode (6)	WLB	Dexter Coakley		
	Tyson Walter (8)	MLB	Dat Nguyen (8)		
RG	Kevin Garmon (3)	KE	Keith Adams (5)		
	Solomon Page (5)	SLB	Kevin Hardy		
	Andre Gurode (8)	RCB	Mario Edwards		
RT	Solomon Page (10)	LCB	D. Hawthorne (4)		
	Javar Collins (4)		Derek Ross (9)		
TE	Tony McGee	SS	Darren Woodson (10)		
WR	Joey Galloway		Tony Dixon (6)		
QB	Quincy Carter (7)	FS	Roy Williams		
	Chad Hutchinson (9)				
RB	Emin Smith				
FB	Robert Thomas				

PUNTING	NO	YDS	AVG	TB IN20	LG	BL	NET
Filipovic	65	2,640	40.6	6	14	60	1 31.5
Knorr	47	1,928	41.0	4	11	56	0 35.1
COWBOYS	112	4,568	40.4	10	25	60	1 33.0
Opponents	93	3,893	41.4	9	39	64	1 36.0

PUNT RETURNS	NO	FC	YDS	AVG	LG	TD
Swinton	19	9	141	7.4	26	0
Galloway	15	8	181	12.1	71	0
Rambo	5	2	3	0.6	4	0
COWBOYS	39	19	325	8.3	71	0
Opponents	58	20	637	11.0	52	0

KICKOFF RETURNS	NO	YDS	AVG	LG	TD
Swinton	28	697	24.9	100t	1
Dantzier	27	602	22.3	84t	1
Rambo	7	127	18.1	24	0
Wiley	4	62	15.5	27	0
Noble	2	33	16.5	17	0
COWBOYS	68	1,521	22.4	100t	2
Opp. Totals	48	1,095	22.8	47	0

FIELD GOALS	11-19	20-29	30-39	40-49	50+
Cundiff	0-0	3-3	5-7	4-8	0-1
COWBOYS	0-0	3-3	5-7	4-8	0-1
Opponents	0-0	5-7	10-11	9-14	3-6

Cundiff: (33.42M); (47.33); (35.48); (45M.32); (49M); (41.0); (21.52M); (33M); (21.37M, 42); (23.37.47M); (42); (42); (44M.50.44); (41.53M.23.28M.51M, 40); (20); (42.44.43); (23M.48.42M, 32); (41M.31); (36B); (44M.55M.47); (38.35.31); (32.39); (22.38)

SCORING	TD	TD	TD	TD	FG	PAT	\$	TP
Cundiff	0	0	0	12/19	25/25	0	61	
Bryant	0	6	0	0	0/0	0/0	0	36
Galloway	0	6	0	0	0/0	0/0	0	36
Smith	5	0	0	0	0/0	0/0	0	30
Ro. Williams	0	0	2c	0	0/0	0/0	0	12
Coakley	0	0	1a	0	0/0	0/0	0	6
Dantzier	0	0	1d	0	0/0	0/0	0	6
Hambrick	1	0	0	0	0/0	0/0	0	6
McGee	0	1	0	0	0/0	0/0	0	6
D. Scott	0	1	0	0	0/0	0/0	0	6
Swinton	0	0	1b	0	0/0	0/0	0	6
Wiley	1	0	0	0	0/0	0/0	0	6
COWBOYS	7	14	5	0	12/19	25/25	0	217
Opponents	10	22	3*	0	27/38	34/35	2	329

2-Pt. Conversions: Cowboys 0-1, Opponents 0-0
a- 52-yard interception return vs. Tennessee (9/15)
b- 100-yard kickoff return @ Philadelphia (9/22)
c- 5-yard interception return vs. Washington (11/28)
d- 85-yard interception return @ Washington (12/29)
d- 84-yard kickoff return vs. San Francisco (12/8/02)

* 50-yard Kenny Holmes fumble recovery @ N.Y. Giants (12/15)
80-yard Shawn Barber interception return vs. Philadelphia (12/21)
Lavar Arrington fumble recovery in endzone @ Washington (12/29)
Seth Payne sacked Quincy Carter in end zone @ Houston (9/8)
Rob Meier tackles Ross Tucker in end zone vs. Jacksonville (11/24)

PASSING	ATT	COMP	YDS	PCT	AVG	TD	PCT	PCT	PCT	LG	SKS/YDS	RATING
Hutchinson	250	127	1,555	50.8	6.22	7	2.8	8	3.2	58	34/265	66.3
Carter	221	125	1,465	56.6	6.63	7	3.2	8	3.6	80t	19/130	72.3
Wiley	0	0	0	0.0	0.00	0	0.0	0	0.0	0	1/4	
COWBOYS	471	252	3,020	53.5	6.41	14	3.0	16	3.4	80t	54/399	69.1
Opp. Totals	574	334	3,586	58.2	6.25	22	3.8	19	3.3	65t	24/137	75.6

2003 ★ DALLAS COWBOYS STATISTICS ★ 2003

RECORD: 10-6
SECOND PLACE, NFC EAST
HEAD COACH: BILL PARCELLS

Date	W/L	Score	Opponent	Att.
9/7	L	13-27	ATLANTA	64,104
9/15	W	35-32	@ N.Y. Giants (OT)	78,907
9/21			BYE	
9/28	W	17-6	@ New York Jets	77,863
10/5	W	24-7	ARIZONA	63,601
10/12	W	23-21	PHILADELPHIA	63,648
10/19	W	38-7	@ Detroit	61,160
10/26	L	0-16	@ Tampa Bay	65,602
11/2	W	21-14	WASHINGTON	64,002
11/9	W	10-6	BUFFALO	63,770
11/16	L	0-12	@ New England	68,436
11/23	W	24-20	CAROLINA	63,871
11/27	L	21-40	MIAMI	64,110
12/7	L	10-36	@ Philadelphia	69,773
12/14	W	27-0	@ Washington	70,284
12/21	W	19-3	N.Y. GIANTS	64,118
12/28	L	7-13	@ New Orleans	68,451

2003 NFC Wild Card Game

1/3/04	L	10-29	@ Carolina	73,014
--------	---	-------	------------	--------

TEAM STATISTICS	DALLAS	OPP
FIRST DOWNS	286	228
Rushing	115	68
Passing	149	127
Penalty	22	33
Third Down-Made/Att	88/241	69/227
Third Down Efficiency	36.5%	30.4%
Fourth Down-Made/Att	4/12	7/15
TOTAL NET YARDS	5,161	4,056
Avg. Per Game	322.6	253.5
Total Plays	1,062	937
Avg. Per Play	4.9	4.3
NET YARDS RUSHING	1,999	1,425
Avg. Per Game	124.9	89.1
Total Rushes	515	413
Avg. Per Rush	3.9	3.5
NET YARDS PASSING	3,162	2,631
Avg. Per Game	197.6	164.4
Sacked/Yards Lost	37/189	32/189
Gross Yards	3,347	2,820
Attempts/Completions	510/294	492/239
Pct. of Completions	57.6	48.6
Had Intercepted	21	13
PUNTS/AVERAGE	95/38.9	105/42.6
Net Punting Average	34.6	37.5
PUNT RET./AVG.	51/7.6	34/6.7
KICKOFF RET./AVG.	60/21.5	66/21.9
INT./AVG. RET.	13/14.1	21/13.6
PENALTIES/YARDS	98/837	88/763
FUMBLES/BALL LOST	26/8	24/12
TOUCHDOWNS	31	28
Rushing	11	7
Passing	17	18
Returns	3	3
EXTRA POINTS/ATTEMPTS	30/31	23/26
TWO POINT CONV./ATTS	0/0	2/2
FIELD GOALS/ATTEMPTS	23/29	21/23
AVG. TIME OF POSS.	32:34	27:26

RUSHING	ATT	YDS	AVG	LG	TD
Hambrick	275	972	3.5	42	5
Anderson	70	306	4.4	19	1
Carter	68	257	3.8	19	2
Cason	40	220	5.5	63	2
Murrell	28	107	3.8	17	0
Bickerstaff	19	56	2.9	9	1
Glenn	3	55	18.3	47	0
Galloway	4	22	5.5	10	0
Martin	4	7	1.8	3	0
Bryant	2	0	0.0	2	0
Hutchinson	2	-3	-1.5	-1	0

COWBOYS	515	1,999	3.9	63	11
---------	-----	-------	-----	----	----

Opponents	413	1,425	3.5	64	7
-----------	-----	-------	-----	----	---

RECEIVING	ATT	YDS	AVG	LG	TD
Anderson	69	493	7.1	37	4
Glenn	52	754	14.5	51	5
Bryant	39	550	14.1	54	2
Witten	35	347	9.9	36	1
Galloway	34	672	19.8	64	2
Campbell	20	195	9.8	23	1
Cason	17	142	8.4	28	0
Hambrick	17	99	5.8	13	0
Murrell	4	32	8.0	14	0
Smith	3	46	15.3	32	0
Martin	2	9	4.5	6	0
Robinson	2	8	4.0	5	2

COWBOYS	294	3,347	11.4	64	17
---------	-----	-------	------	----	----

Opponents	239	2,820	11.8	76	18
-----------	-----	-------	------	----	----

INTERCEPTIONS	NO	YDS	AVG	LG	TD
Newman	4	23	5.8	25	0
Williams	2	69	34.5	39	0
Singleton	2	42	21.0	41	1
Edwards	1	27	27.0	27	1
Coakley	1	24	24.0	24	0
Hunter	1	0	0.0	0	0
Ross	1	0	0.0	0	0
Woodson	1	-2	-2.0	-2	0

COWBOYS	13	183	14.1	41	2
---------	----	-----	------	----	---

Opponents	21	285	13.6	70	1
-----------	----	-----	------	----	---

SCORE BY QUARTERS	1	2	3	4	OT	T
COWBOYS	72	106	57	51	3	289
Opponents	52	69	70	69	0	260

USUAL STARTERS

WR	Joey Galloway	RE	Ebenezer Ekuban
LT	Flozell Adams	RT	La Roi Glover
LG	Larry Allen	LT	Willie Blade
C	Matt Lehr	LE	Greg Ellis
RG	Andre Gurode	SLB	Al Singleton
RT	Ryan Young (7)	MLB	Dat Nguyen
	Kurt Vollers (8)	WLB	Dexter Coakley
TE	Dan Campbell	LCB	Terence Newman
WR	Terry Glenn	RCB	Mario Edwards
QB	Quincy Carter	SS	Darren Woodson
RB	Troy Hambrick	FS	Roy Williams
FB	Richie Anderson		

PUNTING	NO	YDS	AVG	TB	IN20	LG	BL	NET
Gowin	94	3,665	39.0	8	25	59	0	34.9
Cundiff	1	32	32.0	1	0	32	0	12.0

COWBOYS	95	3,697	38.9	9	25	59	0	34.6
---------	----	-------	------	---	----	----	---	------

Opp.	105	4,471	42.6	7	33	60	0	37.5
------	-----	-------	------	---	----	----	---	------

PUNT RETURNS	NO	FC	YDS	AVG	LG	TD
Smith	30	212	7.1	13	46	0
Galloway	20	178	8.9	8	36	0
Swinton	1	0	0.0	3	0	0

COWBOYS	51	390	7.6	24	46	0
---------	----	-----	-----	----	----	---

Opponents	34	227	6.7	26	19	0
-----------	----	-----	-----	----	----	---

KICKOFF RETURNS	NO	YDS	AVG	LG	TD
Smith	23	495	21.5	57	0
Ross	18	434	24.1	34	0
Cason	5	81	16.2	19	0
Bates	4	90	22.5	30	0
Swinton	3	65	21.7	25	0
Williams, Ra.	2	60	30.0	37	1
Galloway	2	38	19.0	22	0
Bickerstaff	2	24	12.0	15	0
Ogbogu	1	5	5.0	5	0

COWBOYS	60	1,292	21.5	54	1
---------	----	-------	------	----	---

Opponents	66	1,448	21.9	63	0
-----------	----	-------	------	----	---

FIELD GOALS	11-19	20-29	30-39	40-49	50+
Cundiff	0-0	11-11	5-6	4-7	3-5

COWBOYS	0-0	11-11	5-6	4-7	3-5
---------	-----	-------	-----	-----	-----

Opponents	0-0	9-9	7-7	4-5	1-2
-----------	-----	-----	-----	-----	-----

Cundiff:	(33M); (37.49.53M, 42.21.36.52.25); (26); (33.36); (51.22.28); (23); (41M); (51); (1); (24.49M, 44M); (1); (29); (50M, 34.20); (24.42.21.49); (1); (24.26.50.48M); (1); (41.29); (23.26); (44.52M.34); (33.42); (22.21); (1); (45); (24.27)
----------	---

SCORING	TD	TD	TD	2Pt	FG	PAT	\$	TP
Cundiff	0	0	0	0	23/29	30/31	0	99
Anderson	1	4	0	0	0/0	0/0	0	30
Glenn	0	5	0	0	0/0	0/0	0	30
Hambrick	5	0	0	0	0/0	0/0	0	30
Bryant	0	2	0	0	0/0	0/0	0	12
Carter	2	0	0	0	0/0	0/0	0	12
Cason	2	0	0	0	0/0	0/0	0	12
Galloway	0	2	0	0	0/0	0/0	0	12
Robinson	0	2	0	0	0/0	0/0	0	12
Bickerstaff	1	0	0	0	0/0	0/0	0	6
Campbell	0	1	0	0	0/0	0/0	0	6
Edwards	0	0	1e	0	0/0	0/0	0	6
Singleton	0	0	1a	0	0/0	0/0	0	6
Williams, Ra.	0	0	1d	0	0/0	0/0	0	6
Witten	0	1	0	0	0/0	0/0	0	6
Coleman	0	0	0	0	0/0	0/0	1c	2
Glover	0	0	0	0	0/0	0/0	1b	2

COWBOYS	11	17	3	0	23/29	30/31	2	289
---------	----	----	---	---	-------	-------	---	-----

Opponents	7	18	3	2	21/23	23/26	1+260
-----------	---	----	---	---	-------	-------	-------

2-Pt. Conversions: Cowboys 0-0, Opponents 2-2
a- 41-yard interception return at N.Y. Giants (9/15)

b- Sacked Jeff Blake in the endzone vs. Arizona (10/5)

c- Sacked Jeff Blake in the endzone vs. Arizona (10/5)

d- 38-yard kickoff return vs. Philadelphia (10/12)

e- 27-yard interception return at Detroit (10/19)

* 29-yard Ralph Brown interception return @ N.Y. Giants (9/15)

67-yard Dre Bly fumble return @ Detroit (10/19)

34-yard Jason Taylor fumble return vs. Miami (11/27)

+ Ball snapped through endzone @ Philadelphia (12/7)

PASSING	ATT	COMP	YDS	PCT	AVG	ATT	TD	PCT	INT	PCT	LG	SKS/YDS	RATING
Carter	505	292	3,302	57.8	6.54	17	3.4	21	4.2	64	37/185	71.4	
Hutchinson	2	1	8	50.0	4.00	0	0.0	0	0.0	8	0/0	60.4	
Cason	1	1	37	100.0	37.0	0	0.0	0	0.0	37	0/0	118.8	
Anderson	1	0	0	0.0	0.0	0	0.0	0	0.0	0	0/0	39.6	
Glenn	1	0	0	0.0	0.0	0	0.0	0	0.0	0	0/0	39.6	
COWBOYS	510	294	3,347	57.6	6.56	17	3.3	21	4.1	64	37/185	71.4	
Opponents	492	239	2,820	48.6	5.73	18	3.7	13	2.6	76	32/189	67.6	



HISTORY

The Opponents

Arizona Cardinals (Dallas Leads Series 53-28-1)

Year	Site	Winner-Score	Att.
1960	St. Louis	St. Louis, 12-10	23,128
1961	Dallas	St. Louis, 31-17	20,500
1961	St. Louis	St. Louis, 31-13	15,384
1962	Dallas	St. Louis, 28-24	16,027
1962	St. Louis	St. Louis, 52-20	14,201
1963	Dallas	St. Louis, 34-7	36,432
1963	St. Louis	Dallas, 28-24	12,695
1964	Dallas	St. Louis, 16-6	36,605
1964	St. Louis	Dallas, 31-13	28,253
1965	St. Louis	St. Louis, 20-13	32,034
1965	Dallas	Dallas, 27-13	38,499
1966	St. Louis	Tie, 10-10	50,673
1966	St. Louis	Dallas, 31-17	76,965
1967	Dallas	Dallas, 46-21	68,787
1968	Dallas	Dallas, 27-10	48,296
1969	Dallas	Dallas, 24-3	62,134
1970	St. Louis	St. Louis, 20-7	50,780
1970	Dallas	St. Louis, 38-0	69,323
1971	St. Louis	Dallas, 16-13	50,486
1971	Dallas	Dallas, 31-12	66,672
1972	Dallas	Dallas, 33-24	65,218
1972	St. Louis	Dallas, 27-6	49,787
1973	Dallas	Dallas, 45-10	64,729
1973	St. Louis	Dallas, 30-3	43,946
1974	St. Louis	St. Louis, 31-28	49,885
1974	Dallas	Dallas, 17-14	64,146
1975	Dallas	Dallas, 37-31 (OT)	52,417
1975	St. Louis	St. Louis, 31-17	49,701
1976	St. Louis	St. Louis, 21-17	50,317
1976	Dallas	Dallas, 19-14	62,498
1977	St. Louis	Dallas, 30-24	50,129
1977	Dallas	St. Louis, 24-17	64,038
1978	Dallas	Dallas, 21-12	62,760
1978	St. Louis	Dallas, 24-21 (OT)	48,991
1979	St. Louis	Dallas, 22-21	50,855
1979	Dallas	Dallas, 22-13	64,300
1980	St. Louis	Dallas, 27-24	50,701
1980	Dallas	Dallas, 31-21	52,567
1981	Dallas	Dallas, 30-17	63,602
1981	St. Louis	St. Louis, 20-17	49,777
1982	St. Louis	Dallas, 24-7	50,705
1983	St. Louis	Dallas, 34-17	48,532
1983	Dallas	Dallas, 35-17	60,764
1984	Dallas	St. Louis, 31-20	61,438
1984	St. Louis	Dallas, 24-17	48,721
1985	St. Louis	St. Louis, 21-10	49,347
1985	Dallas	Dallas, 35-17	54,125
1986	St. Louis	Dallas, 31-7	49,077
1986	Dallas	Dallas, 37-6	60,756
1987	St. Louis	St. Louis, 24-13	47,241
1987	Dallas	Dallas, 21-16	36,788
1988	Phoenix	Dallas, 17-14	67,139
1988	Dallas	Phoenix, 16-10	42,196
1989	Dallas	Phoenix, 19-10	44,431
1989	Phoenix	Phoenix, 24-20	49,657
1990	Phoenix	Phoenix, 20-3	45,235
1990	Dallas	Dallas, 41-10	60,190
1991	Phoenix	Dallas, 17-9	68,814
1991	Dallas	Dallas, 27-7	61,190
1992	Dallas	Dallas, 31-20	62,575
1992	Phoenix	Dallas, 16-10	72,439
1993	Phoenix	Dallas, 17-10	73,025
1993	Dallas	Dallas, 20-15	64,224
1994	Dallas	Dallas, 38-3	64,518
1994	Arizona	Dallas, 28-21	71,023
1995	Dallas	Dallas, 34-20	64,560
1995	Arizona	Dallas, 37-13	72,394
1996	Dallas	Dallas, 17-3	64,096
1996	Arizona	Dallas, 10-6	70,763
1997	Arizona	Arizona, 25-22 (OT)	71,578
1997	Dallas	Dallas, 24-6	64,302
1998	Dallas	Dallas, 38-10	63,602
1998	Arizona	Dallas, 35-28	69,923
1998*	Dallas	Arizona, 20-7	62,969

1999	Dallas	Dallas, 35-7	64,169
1999	Arizona	Arizona, 13-9	72,015
2000	Arizona	Arizona, 32-31	66,009
2000	Dallas	Dallas, 48-7	62,981
2001	Dallas	Dallas, 17-3	63,114
2001	Arizona	Arizona, 17-10	48,883
2002	Arizona	Arizona, 6-9 (OT)	59,702
2003	Dallas	Dallas, 24-7	63,601

*NFC Wild Card Game

ARIZONA CARDINALS

2003 Results (4-12)		2004 Schedule	
24	at Detroit	42	9/12 at St. Louis
0	Seattle	38	9/19 New England
20	Green Bay	13	9/26 at Atlanta
13	at St. Louis	37	10/3 New Orleans
7	at Dallas	24	10/10 at San Francisco
18	Baltimore	26	10/17 Open
16	San Francisco (OT)	13	10/24 Seattle
17	Cincinnati	14	10/31 at Buffalo
15	at Pittsburgh	28	11/7 at Miami
6	at Cleveland	44	11/14 New York Giants
27	St. Louis (OT)	30	11/21 at Carolina
3	at Chicago	28	11/28 New York Jets
14	at San Francisco	50	12/5 at Detroit
17	Carolina	20	12/12 San Francisco
10	at Seattle	28	12/19 St. Louis
18	Minnesota	17	12/26 at Seattle
		1/2	Tampa Bay

Atlanta Falcons (Dallas Leads Series, 14-8)

Year	Site	Winner-Score	Att.
1966	Atlanta	Dallas, 47-14	56,990
1967	Dallas	Dallas, 37-7	54,751
1969	Atlanta	Dallas, 24-17	54,833
1970	Dallas	Dallas, 13-0	53,611
1974	Atlanta	Dallas, 24-0	52,322
1976	Atlanta	Atlanta, 17-10	54,972
1978*	Dallas	Dallas, 27-20	60,388
1980*	Atlanta	Dallas, 30-27	60,022
1985	Dallas	Dallas, 24-10	57,941
1986	Dallas	Atlanta, 37-35	62,880
1987	Dallas	Atlanta, 21-10	40,103
1988	Dallas	Dallas, 26-20	39,702
1989	Atlanta	Atlanta, 27-21	55,285
1990	Atlanta	Atlanta, 26-7	50,097
1991	Dallas	Dallas, 31-27	60,962
1992	Atlanta	Dallas, 41-17	67,036
1993	Atlanta	Atlanta, 27-14	67,337
1995	Atlanta	Dallas, 28-13	70,089
1996	Dallas	Dallas, 32-28	64,091
1999	Dallas	Dallas, 24-7	63,663
2001	Atlanta	Atlanta, 20-13	69,101
2003	Dallas	Atlanta, 27-13	64,104

*NFC Divisional Playoffs

ATLANTA FALCONS

2003 Results (5-11)		2004 Schedule	
27	at Dallas	13	9/12 at San Francisco
31	Washington	33	9/19 St. Louis
10	Tampa Bay	31	9/26 Arizona
3	at Carolina	23	10/3 at Carolina
26	Minnesota	39	10/10 Detroit
0	at St. Louis	36	10/17 San Diego
17	New Orleans	45	10/24 at Kansas City
16	Philadelphia	23	10/31 at Denver
27	at New York Giants	7	11/7 Open
20	at New Orleans (OT)	23	11/14 Tampa Bay
31	Tennessee	38	11/21 at New York Giants
13	at Houston	17	11/28 New Orleans
20	Carolina (OT)	14	12/5 at Tampa Bay
7	at Indianapolis	38	12/12 Oakland
30	at Tampa Bay	28	12/18 Carolina (Sat.)
21	Jacksonville	14	12/26 at New Orleans
		1/2	at Seattle



Baltimore Ravens

(Baltimore Leads Series 1-0)

Year	Site	Winner-Score	Att.
2000	Baltimore	Baltimore, 27-0	69,416

2004 Nov. 21 @ Baltimore

BALTIMORE RAVENS

2003 Results (10-6)		2004 Schedule	
15	at Pittsburgh	34	9/12 at Cleveland
33	Cleveland	13	9/19 Pittsburgh
24	at San Diego	10	9/26 at Cincinnati
10	Kansas City	17	10/4 Kansas City (Mon.)
26	at Arizona	18	10/10 at Washington
26	at Cincinnati	34	10/17 Open
26	Denver	6	10/24 Buffalo
24	Jacksonville	17	10/31 at Philadelphia
22	at St. Louis	33	11/7 Cleveland
6	at Miami (OT)	9	11/14 at New York Jets
44	Seattle (OT)	41	11/21 Dallas
44	San Francisco	6	11/28 at New England
31	Cincinnati	13	12/5 Cincinnati
12	at Oakland	20	12/12 New York Giants
35	at Cleveland	0	12/19 at Indianapolis
13	Pittsburgh (OT)	10	12/26 at Pittsburgh
			1/2 Miami

Buffalo Bills

(Dallas Leads Series, 6-3)

Year	Site	Winner-Score	Att.
1971	Buffalo	Dallas, 49-37	46,206
1976	Dallas	Dallas, 17-10	51,779
1981	Dallas	Dallas, 27-14	62,583
1984	Buffalo	Buffalo, 14-3	74,391
1992*	Pasadena	Dallas, 52-17	98,374
1993	Dallas	Buffalo, 13-10	63,226
1993**	Atlanta	Dallas, 30-13	72,817
1996	Buffalo	Buffalo, 10-7	78,098
2003	Dallas	Dallas, 10-6	63,770

*Super Bowl XXVII, Jan. 31, 1993

**Super Bowl XXVIII, Jan. 30, 1994

BUFFALO BILLS

2003 Results (6-10)		2004 Schedule	
31	New England	0	9/12 Jacksonville
38	at Jacksonville	17	9/19 at Oakland
7	at Miami	17	9/26 Open
13	Philadelphia	23	10/3 New England
22	Cincinnati (OT)	16	10/10 at New York Jets
3	at New York Jets	30	10/17 Miami
24	Washington	7	10/24 at Baltimore
5	at Kansas City	38	10/31 Arizona
6	at Dallas	10	11/7 New York Jets
10	Houston	12	11/14 at New England
14	Indianapolis	7	11/21 St. Louis
24	at New York Giants	7	11/28 at Seattle
17	New York Jets	6	12/5 at Miami
26	at Tennessee	28	12/12 Cleveland
3	Miami	20	12/19 at Cincinnati
0	at New England	31	12/26 at San Francisco
			1/2 Pittsburgh

Carolina Panthers

(Dallas Leads Series, 4-3)

Year	Site	Winner-Score	Att.
1996*	Carolina	Carolina, 26-17	72,808
1997	Dallas	Carolina, 23-13	63,251
1998	Dallas	Dallas, 27-20	64,181
2000	Carolina	Dallas, 16-13 (OT)	73,310
2002	Dallas	Dallas, 14-13	61,733
2003	Dallas	Dallas, 24-20	63,871
2003**	Carolina	Carolina, 29-10	73,014

*NFC Divisional Playoffs

**NFC Wild Card Playoffs

CAROLINA PANTHERS

2003 Results (11-5)		2004 Schedule	
24	Jacksonville	23	9/13 Green Bay (Mon.)
12	at Tampa Bay (OT)	9	9/19 at Kansas City
23	Atlanta	3	9/26 Open
19	New Orleans	13	10/3 Atlanta
23	at Indianapolis (OT)	20	10/10 at Denver
17	Tennessee	37	10/17 at Philadelphia
23	at New Orleans (OT)	20	10/24 San Diego
10	at Houston	14	10/31 at Seattle
27	Tampa Bay	24	11/7 Oakland
20	Washington	17	11/14 at San Francisco
20	at Dallas	24	11/21 Arizona
16	Philadelphia	25	11/28 Tampa Bay
14	at Atlanta (OT)	20	12/5 at New Orleans
20	at Arizona	17	12/12 St. Louis
20	Detroit	14	12/18 at Atlanta (Sat.)
37	at New York Giants	24	12/26 at Tampa Bay
			1/2 New Orleans

Chicago Bears

(Dallas Leads Series, 11-8)

Year	Site	Winner-Score	Att.
1960	Chicago	Chicago, 17-7	39,951
1962	Dallas	Chicago, 34-33	12,692
1964	Chicago	Dallas, 24-10	47,527
1968	Chicago	Dallas, 34-3	46,667
1971	Chicago	Chicago, 23-19	55,049
1973	Chicago	Dallas, 20-17	55,701
1976	Dallas	Dallas, 31-21	61,346
1977*	Dallas	Dallas, 37-7	62,920
1979	Dallas	Dallas, 24-20	64,056
1981	Dallas	Dallas, 10-9	63,499
1984	Chicago	Dallas, 23-14	63,623
1985	Dallas	Chicago, 44-0	63,855
1986	Dallas	Chicago, 24-10	57,256
1988	Chicago	Chicago, 17-7	64,759
1991**	Chicago	Dallas, 17-13	62,594
1992	Dallas	Dallas, 27-14	63,101
1996	Chicago	Chicago, 22-6	63,076
1997	Dallas	Dallas, 27-3	64,082
1998	Chicago	Chicago, 13-12	59,201

2004 Nov. 25 at Dallas

*NFC Divisional Playoffs

**NFC First-Round Playoffs

CHICAGO BEARS

2003 Results (7-9)		2004 Schedule	
7	at San Francisco	49	9/12 Detroit
13	at Minnesota	24	9/19 at Green Bay
23	Green Bay	38	9/26 at Minnesota
24	Oakland	21	10/3 Philadelphia
13	at New Orleans	20	10/10 Open
17	at Seattle	24	10/17 Washington
24	Detroit	16	10/24 at Tampa Bay
20	San Diego	7	10/31 San Francisco
10	at Detroit	12	11/7 at New York Giants
21	St. Louis	23	11/14 at Tennessee
19	at Denver	10	11/21 Indianapolis
28	Arizona	3	11/25 at Dallas (Thu.)
21	at Green Bay	34	12/5 Minnesota
13	Minnesota	10	12/12 at Jacksonville
27	Washington	24	12/19 Houston
3	at Kansas City	31	12/26 at Detroit
			1/2 Green Bay

Cincinnati Bengals

(Dallas Leads Series, 5-3)

Year	Site	Winner-Score	Att.
1973	Dallas	Dallas, 38-10	58,802
1979	Dallas	Dallas, 38-13	63,179
1985	Cincinnati	Cincinnati, 50-24	56,936
1988	Dallas	Cincinnati, 38-24	37,865
1991	Dallas	Dallas, 35-23	63,275
1994	Cincinnati	Dallas, 23-20	57,096
1997	Cincinnati	Cincinnati, 31-24	60,043
2000	Dallas	Dallas, 23-6	62,170

2004 Nov. 7 at Cincinnati



CINCINNATI BENGALS

2003 Results (8-8)		2004 Schedule	
10	Denver	30	9/12 at New York Jets
20	at Oakland	23	9/19 Miami
10	Pittsburgh	17	9/26 Baltimore
21	at Cleveland	14	10/3 at Pittsburgh
16	at Buffalo (OT)	22	10/10 Open
34	Baltimore	26	10/17 at Cleveland
27	Seattle	24	10/25 Denver (Mon.)
14	at Arizona	17	10/31 at Tennessee
34	Houston	27	11/7 Dallas
24	Kansas City	19	11/14 at Washington
34	at San Diego	27	11/21 Pittsburgh
24	at Pittsburgh	20	11/28 Cleveland
13	at Baltimore	31	12/5 at Baltimore
41	San Francisco	38	12/12 at New England
10	at St. Louis	27	12/19 Buffalo
14	Cleveland	22	12/26 New York Giants
			1/2 at Philadelphia

Cleveland Browns

(Cleveland Leads Series, 17-10)

Year	Site	Winner-Score	Att.
1960	Dallas	Cleveland, 48-7	28,500
1961	Cleveland	Cleveland, 25-7	43,638
1961	Dallas	Cleveland, 38-17	23,500
1962	Cleveland	Cleveland, 19-10	40,040
1962	Dallas	Dallas, 45-21	24,226
1963	Dallas	Cleveland, 41-24	28,710
1963	Cleveland	Cleveland, 27-17	55,096
1964	Cleveland	Cleveland, 27-6	72,062
1964	Dallas	Cleveland, 20-16	37,456
1965	Cleveland	Cleveland, 23-17	80,451
1965	Dallas	Cleveland, 24-17	76,251
1966	Cleveland	Cleveland, 30-21	84,721
1966	Dallas	Dallas, 26-14	80,259
1967	Cleveland	Dallas, 21-14	81,039
1967*	Dallas	Dallas, 52-14	70,786
1968	Dallas	Dallas, 28-7	68,733
1968*	Cleveland	Cleveland, 31-20	81,497
1969	Cleveland	Cleveland, 42-10	84,850
1969*	Dallas	Cleveland, 38-14	69,321
1970	Cleveland	Dallas, 6-2	75,458
1974	Dallas	Dallas, 41-17	48,754
1979	Cleveland	Cleveland, 26-7	80,123
1982	Dallas	Dallas, 31-14	46,267
1985	Dallas	Dallas, 20-7	61,456
1988	Cleveland	Cleveland, 24-21	77,683
1991	Cleveland	Dallas, 26-14	78,860
1994	Dallas	Cleveland, 19-14	64,826

2004 Sept. 19 at Dallas

*Eastern Conference Championship Game

CLEVELAND BROWNS

2003 Results (5-11)		2004 Schedule	
6	Indianapolis	9	9/12 Baltimore
13	at Baltimore	33	9/19 at Dallas
13	at San Francisco	12	9/26 at New York Giants
14	Cincinnati	21	10/3 Washington
33	at Pittsburgh	13	10/10 at Pittsburgh
13	Oakland	7	10/17 Cincinnati
20	San Diego	26	10/24 Philadelphia
3	at New England	9	10/31 Open
20	at Kansas City	41	11/7 at Baltimore
44	Arizona	6	11/14 Pittsburgh
6	Pittsburgh	13	11/21 New York Jets
7	at Seattle	34	11/28 at Cincinnati
20	St. Louis	26	12/5 New England
20	at Denver (OT)	23	12/12 at Buffalo
0	Baltimore	35	12/19 San Diego
22	at Cincinnati	14	12/26 at Miami
			1/2 at Houston

Denver Broncos

(Dallas Leads Series, 5-4)

Year	Site	Winner-Score	Att.
1973	Denver	Dallas, 22-10	51,706
1977	Dallas	Dallas, 14-6	63,752
1978*	New Orleans	Dallas, 27-10	76,400
1980	Denver	Denver, 41-20	74,919
1986	Denver	Denver, 29-14	76,082
1992	Denver	Dallas, 31-27	74,946
1995	Dallas	Dallas, 31-21	64,578
1998	Denver	Denver, 42-23	75,013
2001	Dallas	Denver, 26-24	64,104

*Super Bowl XII, Jan. 15, 1978

DENVER BRONCOS

2003 Results (10-6)		2004 Schedule	
30	at Cincinnati	10	9/12 Kansas City
37	at San Diego	13	9/19 at Jacksonville
31	Oakland	10	9/26 San Diego
20	Detroit	16	10/3 at Tampa Bay
23	at Kansas City	24	10/10 Carolina
17	Pittsburgh	14	10/17 at Oakland
20	at Minnesota	28	10/25 at Cincinnati (Mon.)
6	at Baltimore	26	10/31 Atlanta
26	New England	30	11/7 Houston
37	San Diego	8	11/14 Open
10	Chicago	19	11/21 at New Orleans
22	at Oakland	8	11/28 Oakland
45	Kansas City	27	12/5 at San Diego
23	Cleveland (OT)	20	12/12 Miami
31	at Indianapolis	17	12/19 at Kansas City
3	at Green Bay	31	12/25 at Tennessee (Sat.)
			1/2 Indianapolis

Detroit Lions

(Series Tied, 9-9)

Year	Site	Winner-Score	Att.
1960	Detroit	Detroit, 23-14	43,272
1963	Dallas	Dallas, 17-14	27,262
1968	Dallas	Dallas, 59-13	61,382
1970*	Dallas	Dallas, 5-0	73,167
1972	Dallas	Dallas, 28-24	65,378
1975	Detroit	Dallas, 36-10	79,784
1977	Dallas	Dallas, 37-0	63,160
1981	Detroit	Detroit, 27-24	79,694
1985	Detroit	Detroit, 26-21	72,985
1986	Detroit	Dallas, 31-7	73,812
1987	Detroit	Detroit, 27-17	45,325
1991	Detroit	Detroit, 34-10	74,906
1991*	Detroit	Detroit, 38-6	78,290
1992	Detroit	Dallas, 37-3	74,816
1994	Dallas	Detroit, 20-17 (OT)	64,102
2001	Detroit	Detroit, 15-10	77,512
2002	Detroit	Detroit, 7-9	61,789
2003	Detroit	Dallas, 38-7	61,160

2004 Oct. 31 at Dallas

*NFC Divisional Playoffs

DETROIT LIONS

2003 Results (5-11)		2004 Schedule	
42	Arizona	24	9/12 at Chicago
6	at Green Bay	31	9/19 Houston
13	Minnesota	23	9/26 Philadelphia
16	at Denver	20	10/3 Open
17	at San Francisco	34	10/10 at Atlanta
7	Dallas	28	10/17 Green Bay
16	at Chicago	24	10/24 at New York Giants
23	Oakland	13	10/31 at Dallas
12	Chicago	10	11/7 Washington
14	at Seattle	35	11/14 at Jacksonville
14	at Minnesota	24	11/21 at Minnesota
22	Green Bay	14	11/25 Indianapolis (Thu.)
7	San Diego	14	12/5 Arizona
17	at Kansas City	45	12/12 at Green Bay
14	at Carolina	20	12/19 Minnesota
30	St. Louis	20	12/26 Chicago
			1/2 at Tennessee



Green Bay Packers

(Dallas Leads Series, 14-11)

Year	Site	Winner-Score	Att.
1960	Green Bay	Green Bay, 41-7	32,294
1964	Dallas	Green Bay, 45-21	44,975
1965	Milwaukee	Green Bay, 13-3	48,311
1966*	Dallas	Green Bay, 34-27	75,504
1967*	Green Bay	Green Bay, 21-17	50,861
1968	Dallas	Green Bay, 28-17	74,604
1970	Dallas	Dallas, 16-3	67,182
1972	Milwaukee	Green Bay, 16-14	47,103
1975	Dallas	Green Bay, 19-17	64,934
1978	Milwaukee	Dallas, 42-14	55,256
1980	Milwaukee	Dallas, 28-7	54,776
1982**	Dallas	Dallas, 37-26	63,972
1984	Dallas	Dallas, 20-6	64,222
1989	Green Bay	Green Bay, 31-13	56,656
1989	Dallas	Green Bay, 20-10	41,265
1991	Milwaukee	Dallas, 20-17	53,695
1993	Dallas	Dallas, 36-14	63,568
1993S	Dallas	Dallas, 27-17	64,790
1994	Dallas	Dallas, 42-31	64,597
1994S	Dallas	Dallas, 35-9	64,745
1995	Dallas	Dallas, 34-24	64,806
1995#	Dallas	Dallas, 38-27	65,135
1996	Dallas	Dallas, 21-6	65,032
1997	Green Bay	Green Bay, 45-17	60,111
1999	Dallas	Dallas, 27-13	64,634

2004 Oct. 24 at Green Bay

*NFC Divisional Playoffs

#NFC Championship Game

**NFL Championship Game

*Super Bowl Tournament

GREEN BAY PACKERS

2003 Results (10-6)

25	Minnesota	30
31	Detroit	6
13	at Arizona	20
38	at Chicago	23
35	Seattle	13
34	Kansas City (OT)	40
24	at St. Louis	34
30	at Minnesota	27
14	Philadelphia	17
20	at Tampa Bay	13
20	San Francisco	10
14	at Detroit	22
34	Chicago	21
38	at San Diego	21
41	at Oakland	7
31	Denver	3

2004 Schedule

9/13	at Carolina (Mon.)
9/19	Chicago
9/26	at Indianapolis
10/3	New York Giants
10/11	Tennessee (Mon.)
10/17	at Detroit
10/24	Dallas
10/31	at Washington
11/7	Open
11/14	Minnesota
11/21	at Houston
11/29	St. Louis (Mon.)
12/5	at Philadelphia
12/12	Detroit
12/19	Jacksonville
12/24	at Minnesota (Fri.)
1/2	at Chicago

Houston Texans

(Houston Leads Series, 1-0)

Year	Site	Winner-Score	Att.
2002	Houston	Houston, 10-19	69,604

HOUSTON TEXANS

2003 Results (5-11)

21	at Miami	20
10	at New Orleans	31
14	Kansas City	42
24	Jacksonville	20
17	at Tennessee	38
14	New York Jets	19
21	at Indianapolis	30
14	Carolina	10
27	at Cincinnati	34
12	at Buffalo	10
20	New England (OT)	23
17	Atlanta	13
0	at Jacksonville	27
3	at Tampa Bay	16
24	Tennessee	27
17	Indianapolis	20

2004 Schedule

9/12	San Diego
9/19	at Detroit
9/26	at Kansas City
10/3	Oakland
10/10	Minnesota
10/17	at Tennessee
10/24	Open
10/31	Jacksonville
11/7	at Denver
11/14	at Indianapolis
11/21	Green Bay
11/28	Tennessee
12/5	at New York Jets
12/12	Indianapolis
12/19	at Chicago
12/26	at Jacksonville
1/2	Cleveland

Indianapolis Colts

(Dallas Leads Series, 7-6)

Year	Site	Winner-Score	Att.
1960	Dallas	Baltimore, 45-7	25,500
1967	Baltimore	Baltimore, 23-17	60,238
1969	Dallas	Dallas, 27-10	63,191
1970*	Miami	Baltimore, 16-13	80,055
1972	Baltimore	Dallas, 21-0	58,992
1976	Dallas	Dallas, 30-27	64,237
1978	Dallas	Dallas, 38-0	64,224
1981	Baltimore	Dallas, 37-13	54,871
1984	Dallas	Dallas, 22-3	58,724
1993	Indianapolis	Dallas, 27-3	60,453
1996	Dallas	Indianapolis, 25-24	63,021
1999	Indianapolis	Indianapolis, 34-24	56,860
2002	Indianapolis	Indianapolis, 3-20	57,057

*Super Bowl V, Jan. 17, 1971

INDIANAPOLIS COLTS

2003 Results (12-4)

9	at Cleveland	6
33	Tennessee	7
23	Jacksonville	13
55	at New Orleans	21
38	at Tampa Bay (OT)	35
20	Carolina (OT)	23
30	Houston	21
23	at Miami	17
23	at Jacksonville	28
38	New York Jets	31
17	at Buffalo	14
34	New England	38
29	at Tennessee	27
38	Atlanta	7
17	Denver	31
20	at Houston	17

2004 Schedule

9/9	at New England (Th.)
9/19	at Tennessee
9/26	Green Bay
10/3	at Jacksonville
10/10	Oakland
10/17	Open
10/24	Jacksonville
10/31	at Kansas City
11/8	Minnesota (Mon.)
11/14	Houston
11/21	at Chicago
11/25	at Detroit (Th.)
12/5	Tennessee
12/12	at Houston
12/19	Baltimore
12/26	San Diego
1/2	at Denver

Jacksonville Jaguars

(Dallas Leads Series, 2-1)

Year	Site	Winner-Score	Att.
1997	Dallas	Dallas, 26-22	64,464
2000	Dallas	Jacksonville, 23-17 (OT)	63,554
2002	Dallas	Dallas, 21-19	62,204

JACKSONVILLE JAGUARS

2003 Results (5-11)

23	at Carolina	24
17	Buffalo	38
13	at Indianapolis	23
20	at Houston	24
27	San Diego	21
10	Miami	24
17	Tennessee	30
17	at Baltimore	24
28	Indianapolis	23
3	at Tennessee	10
10	at New York Jets	13
17	Tampa Bay	10
27	Houston	0
13	at New England	27
20	New Orleans	19
14	at Atlanta	21

2004 Schedule

9/12	at Buffalo
9/19	Denver
9/26	at Tennessee
10/3	Indianapolis
10/10	at San Diego
10/17	Kansas City
10/24	at Indianapolis
10/31	at Houston
11/7	Open
11/14	Detroit
11/21	Tennessee
11/28	at Minnesota
12/5	Pittsburgh
12/12	Chicago
12/19	at Green Bay
12/26	Houston
1/2	at Oakland

Kansas City Chiefs

(Dallas Leads Series, 4-3)

Year	Site	Winner-Score	Att.
1970	Kansas City	Dallas, 27-16	51,158
1975	Dallas	Kansas City, 34-31	63,539
1983	Dallas	Dallas, 41-21	64,103
1989	Kansas City	Kansas City, 36-28	76,841
1992	Dallas	Dallas, 17-10	64,115
1995	Dallas	Dallas, 24-12	64,901
1998	Kansas City	Kansas City, 20-17	77,697

continued



HISTORY

KANSAS CITY CHIEFS

2003 Results (13-3)			2004 Schedule		
27	San Diego	14	9/12	at Denver	
41	Pittsburgh	20	9/19	Carolina	
42	at Houston	14	9/26	Houston	
17	at Baltimore	10	10/4	at Baltimore (Mon.)	
24	Denver	23	10/10	Open	
40	at Green Bay (OT)	34	10/17	at Jacksonville	
17	at Oakland	10	10/24	Atlanta	
38	Buffalo	5	10/31	Indianapolis	
41	Cleveland	20	11/7	at Tampa Bay	
19	at Cincinnati	24	11/14	at New Orleans	
27	Oakland	24	11/22	N. England (Mon.)	
28	at San Diego	24	11/28	San Diego	
27	at Denver	45	12/5	at Oakland	
45	Detroit	17	12/13	at Tennessee (Mon.)	
20	at Minnesota	45	12/19	Denver	
31	Chicago	3	12/25	Oakland (Sat.)	
			1/2	at San Diego	

Miami Dolphins

(Miami Leads Series, 7-4)

Year	Site	Winner-Score	Att.
1971*	N. Orleans	Dallas, 24-3	81,035
1973	Dallas	Miami, 14-7	64,100
1978	Miami	Miami, 23-16	69,414
1981	Dallas	Dallas, 28-27	64,221
1984	Miami	Miami, 28-21	74,139
1987	Dallas	Miami, 20-14	56,519
1989	Dallas	Miami, 17-14	56,044
1993	Dallas	Miami, 16-14	60,198
1996	Miami	Dallas, 29-10	75,283
1999	Dallas	Dallas, 20-0	64,328
2003	Dallas	Miami, 40-21	64,101

*Super Bowl VI, Jan. 16, 1972

MIAMI DOLPHINS

2003 Results (10-6)			2004 Schedule		
20	Houston	21	9/12	Tennessee	
21	at New York Jets	10	9/19	at Cincinnati	
17	Buffalo	7	9/26	Pittsburgh	
23	at New York Giants	10	10/3	New York Jets	
24	at Jacksonville	10	10/10	at New England	
13	New England (OT)	19	10/17	at Buffalo	
26	at San Diego	10	10/24	St. Louis	
17	Indianapolis	23	11/1	at N.Y. Jets (Mon.)	
7	at Tennessee	31	11/7	Arizona	
9	Baltimore	6	11/14	Open	
24	Washington	23	11/21	at Seattle	
40	at Dallas	21	11/28	at San Francisco	
0	at New England	12	12/5	Buffalo	
27	Philadelphia	34	12/12	at Denver	
20	at Buffalo	3	12/20	N. England (Mon.)	
23	New York Jets	21	12/26	Cleveland	
			1/2	at Baltimore	

Minnesota Vikings

(Dallas Leads Series, 13-11)

Year	Site	Winner-Score	Att.
1961	Dallas	Dallas, 21-7	20,500
1961	Minnesota	Dallas, 28-0	33,070
1966	Dallas	Dallas, 28-17	64,116
1968	Dallas	Dallas, 20-7	47,644
1970	Minnesota	Minnesota, 54-13	47,900
1971*	Minnesota	Dallas, 20-12	49,100
1973**	Dallas	Minnesota, 27-10	64,524
1974	Dallas	Minnesota, 23-21	57,847
1975*	Minnesota	Dallas, 17-14	48,341
1977*	Minnesota	Dallas, 16-10 (OT)	47,678
1977**	Dallas	Dallas, 23-6	61,968
1978	Dallas	Minnesota, 21-10	61,848
1979	Minnesota	Dallas, 36-20	47,572
1982	Minnesota	Minnesota, 31-27	60,007
1983	Minnesota	Dallas, 37-24	60,774
1987	Dallas	Minnesota, 44-38 (OT)	54,229
1988	Dallas	Minnesota, 43-3	57,830
1993	Minnesota	Dallas, 37-20	63,321
1995	Minnesota	Dallas, 23-17 (OT)	60,088
1996*	Dallas	Dallas, 40-15	64,682
1998	Dallas	Minnesota, 46-36	64,366
1999	Minnesota	Minnesota, 27-17	64,111

1999\$	Minnesota	Minnesota, 27-10	64,056
2000	Dallas	Minnesota, 27-15	63,878

2004 Sept. 12 at Minnesota

\$NFC Wild Card Game

*NFC Divisional Playoff Game

**NFC Championship Game

MINNESOTA VIKINGS

2003 Results (9-7)			2004 Schedule		
30	at Green Bay	25	9/12	Dallas	
24	Chicago	13	9/20	at Philadelphia (M.)	
23	at Detroit	13	9/26	Chicago	
35	San Francisco	7	10/3	Open	
39	at Atlanta	26	10/10	at Houston	
28	Denver	20	10/17	at New Orleans	
17	New York Giants	29	10/24	Tennessee	
27	Green Bay	30	10/31	New York Giants	
28	at San Diego	42	11/6	at Indianapolis (M.)	
18	at Oakland	28	11/14	at Green Bay	
24	Detroit	14	11/21	Detroit	
17	at St. Louis	48	11/28	Jacksonville	
34	Seattle	7	12/5	at Chicago	
10	at Chicago	13	12/12	Seattle	
45	Kansas City	20	12/19	at Detroit	
17	at Arizona	18	12/24	Green Bay (Fri.)	
			1/2	at Washington	

New England Patriots

(Dallas Leads Series, 7-2)

Year	Site	Winner-Score	Att.
1971	Dallas	Dallas, 44-21	65,708
1975	New England	Dallas, 34-31	60,905
1978	Dallas	Dallas, 17-10	63,263
1981	New England	Dallas, 35-21	60,311
1984	Dallas	Dallas, 20-17	55,341
1987	New England	Dallas, 23-17 (OT)	60,567
1996	Dallas	Dallas, 12-6	64,578
1999	New England	New England, 13-6	58,444
2003	New England	New England, 12-0	68,436

NEW ENGLAND PATRIOTS

2003 Results (14-2)			2004 Schedule		
0	at Buffalo	31	9/9	Indianapolis (Thu.)	
31	at Philadelphia	10	9/19	at Arizona	
23	New York Jets	16	9/26	Open	
17	at Washington	20	10/3	at Buffalo	
38	Tennessee	30	10/10	Miami	
17	New York Giants	6	10/17	Seattle	
19	at Miami (OT)	13	10/24	New York Jets	
9	Cleveland	3	10/31	at Pittsburgh	
30	at Denver	26	11/7	at St. Louis	
12	Dallas	0	11/14	Buffalo	
23	at Houston (OT)	20	11/22	at Kansas City (M.)	
38	at Indianapolis	34	11/28	Baltimore	
12	Miami	0	12/5	at Cleveland	
27	Jacksonville	13	12/12	Cincinnati	
21	at N.Y. Jets	16	12/20	at Miami (Mon.)	
31	Buffalo	0	12/26	at New York Jets	
			1/2	San Francisco	

New Orleans Saints

(Dallas Leads Series, 14-6)

Year	Site	Winner-Score	Att.
1967	Dallas	Dallas, 14-10	52,562
1967	New Orleans	Dallas, 27-10	83,437
1968	New Orleans	Dallas, 17-3	84,728
1969	New Orleans	Dallas, 21-17	79,567
1969	Dallas	Dallas, 33-17	68,282
1971	New Orleans	New Orleans, 24-14	83,088
1973	Dallas	Dallas, 40-3	53,972
1976	New Orleans	Dallas, 24-6	61,413
1978	Dallas	Dallas, 27-7	57,920
1982	Dallas	Dallas, 21-7	64,506
1983	Dallas	Dallas, 21-20	62,136
1984	Dallas	Dallas, 30-27 (OT)	50,966
1988	New Orleans	New Orleans, 20-17	68,474
1989	New Orleans	New Orleans, 28-0	66,977
1990	Dallas	Dallas, 17-13	60,087
1991	Dallas	Dallas, 23-14	64,530
1994	New Orleans	Dallas, 24-16	67,323
1998	New Orleans	New Orleans, 22-3	65,065

continued



1999	New Orleans	New Orleans, 31-24	47,835
2003	New Orleans	New Orleans, 13-7	68,451

2004 Dec. 12 at Dallas

NEW ORLEANS SAINTS

2003 Results (8-8)		2004 Schedule	
10	at Seattle	27	9/12 Seattle
31	Houston	10	9/19 San Francisco
12	at Tennessee	27	9/26 at St. Louis
21	Indianapolis	55	10/3 at Arizona
13	at Carolina	19	10/10 Tampa Bay
20	Chicago	13	10/17 Minnesota
45	at Atlanta	17	10/24 at Oakland
20	Carolina (OT)	23	10/31 Open
17	at Tampa Bay	14	11/7 at San Diego
23	Atlanta (OT)	20	11/14 Kansas City
20	at Philadelphia	33	11/21 Denver
24	at Washington	20	11/28 at Atlanta
7	Tampa Bay	14	12/5 Carolina
45	New York Giants	7	12/12 at Dallas
19	at Jacksonville	20	12/19 at Tampa Bay
13	Dallas	7	12/26 Atlanta
		1/2	at Carolina

New York Giants (Dallas Leads Series, 50-31-2)

Year	Site	Winner-Score	Att.
1960	New York	Tie, 31-31	55,033
1961	Dallas	New York, 31-10	41,500
1961	New York	Dallas, 17-16	60,254
1962	Dallas	New York, 41-10	45,668
1962	New York	New York, 41-31	62,694
1963	New York	New York, 37-21	62,889
1963	Dallas	New York, 34-27	29,635
1964	Dallas	Tie, 13-13	33,225
1964	New York	Dallas, 31-21	63,031
1965	Dallas	Dallas, 31-2	59,366
1965	New York	Dallas, 38-20	62,871
1966	Dallas	Dallas, 52-7	60,010
1966	New York	Dallas, 17-7	62,735
1967	Dallas	Dallas, 38-24	66,209
1968	Dallas	New York, 27-21	72,163
1968	New York	Dallas, 28-10	62,617
1969	Dallas	Dallas, 25-3	58,964
1970	Dallas	Dallas, 28-10	57,236
1970	New York	New York, 23-20	62,938
1971	Dallas	Dallas, 20-13	68,378
1971	New York	Dallas, 42-14	62,815
1972	New York	Dallas, 23-14	62,725
1972	Dallas	New York, 23-3	64,602
1973	Dallas	Dallas, 45-28	64,898
1973	N. Haven	Dallas, 23-10	70,128
1974	Dallas	New York, 14-6	46,353
1974	N. Haven	Dallas, 21-7	61,191
1975	New York	Dallas, 13-7	56,511
1975	Dallas	Dallas, 14-3	53,329
1976	New York	Dallas, 24-14	76,042
1976	Dallas	Dallas, 9-3	58,870
1977	Dallas	Dallas, 41-21	64,215
1977	New York	Dallas, 24-10	74,532
1978	New York	Dallas, 34-24	73,265
1978	Dallas	Dallas, 24-3	64,869
1979	New York	Dallas, 16-14	76,490
1979	Dallas	Dallas, 28-7	63,787
1980	Dallas	Dallas, 24-3	59,126
1980	New York	New York, 38-35	68,343
1981	Dallas	Dallas, 18-10	63,499
1981	New York	New York, 13-10 (OT)	73,009
1983	Dallas	Dallas, 28-13	62,347
1983	New York	Dallas, 38-20	76,142
1984	New York	New York, 28-7	75,921
1984	Dallas	New York, 19-7	60,235
1985	New York	Dallas, 30-29	74,981
1985	Dallas	Dallas, 28-21	62,310
1986	Dallas	Dallas, 31-28	59,804
1986	New York	New York, 17-14	74,871
1987	New York	Dallas, 16-14	73,426
1987	Dallas	Dallas, 33-24	55,730
1988	Dallas	New York, 12-10	55,325
1988	New York	New York, 29-21	75,826
1989	Dallas	New York, 30-13	51,785
1989	New York	New York, 15-0	72,141

1990	Dallas	New York, 28-7	61,090
1990	New York	New York, 31-17	75,923
1991	Dallas	Dallas, 21-16	64,010
1991	New York	New York, 22-9	76,410
1992	New York	Dallas, 34-28	76,430
1992	Dallas	Dallas, 30-3	62,416
1993	Dallas	Dallas, 31-9	64,735
1993	New York	Dallas, 16-13 (OT)	77,356
1994	Dallas	Dallas, 38-10	64,836
1994	New York	New York, 15-10	66,943
1995	New York	Dallas, 35-0	77,454
1995	Dallas	Dallas, 21-20	64,400
1996	Dallas	Dallas, 27-0	63,069
1996	New York	New York, 20-6	77,081
1997	New York	New York, 20-17	77,137
1997	Dallas	New York, 20-7	63,746
1998	New York	Dallas, 31-7	78,039
1998	Dallas	Dallas, 16-6	64,316
1999	New York	New York, 13-10	78,204
1999	Dallas	Dallas, 26-18	63,767
2000	New York	New York, 19-14	78,189
2000	Dallas	New York, 17-13	61,311
2001	New York	New York, 27-24 (OT)	78,673
2001	Dallas	Dallas, 20-13	61,821
2002	Dallas	New York, 17-21	63,447
2002	New York	New York, 7-37	78,698
2003	New York	Dallas, 35-32 (OT)	78,907
2003	Dallas	Dallas, 19-3	64,118

2004 Oct. 10 at Dallas 2004 Jan. 2 at New York

NEW YORK GIANTS

2003 Results (4-12)		2004 Schedule	
23	St. Louis	13	9/12 at Philadelphia
32	Dallas (OT)	35	9/19 Washington
24	at Washington (OT)	21	9/26 Cleveland
10	Miami	23	10/3 at Green Bay
6	at New England	17	10/10 at Dallas
10	Philadelphia	14	10/17 Open
29	at Minnesota	17	10/24 Detroit
31	at N.Y. Jets (OT)	28	10/31 at Minnesota
7	Atlanta	27	11/7 Chicago
10	at Philadelphia	28	11/14 at Arizona
13	at Tampa Bay	19	11/21 Atlanta
7	Buffalo	24	11/28 Philadelphia
7	Washington	20	12/5 at Washington
7	at New Orleans	45	12/12 at Baltimore
3	at Dallas	19	12/18 Pittsburgh (Sat.)
24	Carolina	37	12/26 at Cincinnati
			1/2 Dallas

New York Jets (Dallas Leads Series, 6-2)

Year	Site	Winner-Score	Att.
1971	Dallas	Dallas, 52-10	66,689
1975	New York	Dallas, 31-21	37,279
1978	New York	Dallas, 30-7	52,532
1987	New York	Dallas, 38-24	12,370
1990	New York	New York Jets, 24-9	68,086
1993	New York	Dallas, 28-7	73,233
1999	Dallas	New York Jets, 22-21	64,271
2003	New York	Dallas, 17-6	77,863

NEW YORK JETS

2003 Results (6-10)		2004 Schedule	
13	at Washington	16	9/12 Cincinnati
10	Miami	21	9/19 at San Diego
16	at New England	23	9/26 Open
6	Dallas	17	10/3 at Miami
30	Buffalo	3	10/10 Buffalo
19	at Houston	14	10/17 San Francisco
17	at Philadelphia	24	10/24 at New England
28	N.Y. Giants (OT)	31	11/1 Miami (Mon.)
27	at Oakland (OT)	24	11/7 at Buffalo
31	at Indianapolis	38	11/14 Baltimore
13	Jacksonville	10	11/21 at Cleveland
24	Tennessee	17	11/28 at Arizona
6	at Buffalo	17	12/5 Houston
6	Pittsburgh	0	12/12 at Pittsburgh
16	New England	21	12/19 Seattle
21	at Miami	23	12/26 New England
			1/2 at St. Louis



Oakland Raiders

(Oakland Leads Series, 5-3)

Year	Site	Winner-Score	Att.
1974	Oakland	Oakland, 27-23	45,850
1980	Oakland	Dallas, 19-13	53,194
1983	Dallas	Los Angeles, 40-38	64,991
1986	Dallas	Los Angeles, 17-13	61,706
1992	Los Angeles	Dallas, 28-13	91,505
1995	Oakland	Dallas, 34-21	54,092
1998	Dallas	Oakland, 13-12	63,544
2001	Oakland	Oakland, 28-21	61,535

OAKLAND RAIDERS

2003 Results (4-12)		2004 Schedule	
20	at Tennessee	25	9/12 at Pittsburgh
23	Cincinnati	20	9/19 Buffalo
10	at Denver	31	9/26 Tampa Bay
34	San Diego (OT)	31	10/3 at Houston
21	at Chicago	24	10/10 at Indianapolis
7	at Cleveland	17	10/17 Denver
10	Kansas City	17	10/24 New Orleans
13	at Detroit	23	10/31 at San Diego
24	New York Jets (OT)	27	11/7 at Carolina
28	Minnesota	18	11/14 Open
24	at Kansas City	27	11/21 San Diego
8	Denver	22	11/28 at Denver
7	at Pittsburgh	27	12/5 Kansas City
20	Baltimore	12	12/12 at Atlanta
7	Green Bay	41	12/19 Tennessee
14	at San Diego	21	12/25 at Kansas City (Sat.)
			1/2 Jacksonville

Philadelphia Eagles

(Dallas Leads Series 51-38)

Year	Site	Winner-Score	Att.
1960	Dallas	Philadelphia, 27-25	18,500
1961	Dallas	Philadelphia, 43-7	25,000
1961	Philadelphia	Philadelphia, 35-13	60,127
1962	Dallas	Dallas, 41-19	18,645
1962	Philadelphia	Philadelphia, 28-14	58,070
1963	Philadelphia	Philadelphia, 24-21	60,671
1963	Dallas	Dallas, 27-20	23,694
1964	Dallas	Philadelphia, 17-14	55,972
1964	Philadelphia	Philadelphia, 24-14	60,671
1965	Dallas	Philadelphia, 35-24	56,249
1965	Philadelphia	Dallas, 21-19	54,714
1966	Dallas	Dallas, 56-7	69,372
1966	Philadelphia	Philadelphia, 24-23	60,658
1967	Philadelphia	Philadelphia, 21-14	60,740
1967	Dallas	Dallas, 38-17	55,834
1968	Philadelphia	Dallas, 45-13	60,858
1968	Dallas	Dallas, 34-14	72,083
1969	Philadelphia	Dallas, 38-7	60,658
1969	Dallas	Dallas, 49-14	71,509
1970	Philadelphia	Dallas, 17-7	59,728
1970	Dallas	Dallas, 21-17	55,736
1971	Philadelphia	Dallas, 42-7	65,358
1971	Dallas	Dallas, 20-7	60,178
1972	Dallas	Dallas, 28-6	55,850
1972	Philadelphia	Dallas, 28-7	65,720
1973	Philadelphia	Philadelphia, 30-16	65,954
1973	Dallas	Dallas, 31-10	61,985
1974	Philadelphia	Philadelphia, 13-10	64,088
1974	Dallas	Dallas, 31-24	43,586
1975	Philadelphia	Dallas, 20-17	64,889
1975	Dallas	Dallas, 27-17	57,893
1976	Dallas	Dallas, 27-7	54,052
1976	Philadelphia	Dallas, 26-7	55,072
1977	Philadelphia	Dallas, 16-10	65,507
1977	Dallas	Dallas, 24-14	60,289
1978	Dallas	Dallas, 14-7	60,525
1978	Philadelphia	Dallas, 31-13	64,667
1979	Dallas	Philadelphia, 31-21	62,417
1979	Philadelphia	Dallas, 24-17	71,434
1980	Philadelphia	Philadelphia, 17-10	70,696
1980	Dallas	Dallas, 35-27	62,548
1980*	Philadelphia	Philadelphia, 20-7	70,696
1981	Philadelphia	Dallas, 17-14	72,111
1981	Dallas	Dallas, 21-10	64,955

1982	Dallas	Philadelphia, 24-20	46,199
1983	Dallas	Dallas, 37-7	63,070
1983	Philadelphia	Dallas, 27-20	71,236
1984	Dallas	Dallas, 23-17	64,521
1984	Philadelphia	Dallas, 26-10	66,322
1985	Philadelphia	Philadelphia, 16-14	70,114
1985	Dallas	Dallas, 35-17	54,047
1986	Philadelphia	Dallas, 17-14	68,572
1986	Dallas	Philadelphia, 23-21	46,117
1987	Dallas	Dallas, 41-22	60,622
1987	Philadelphia	Philadelphia, 37-20	61,630
1988	Philadelphia	Philadelphia, 24-23	66,309
1988	Dallas	Philadelphia, 23-7	46,131
1989	Dallas	Philadelphia, 27-0	54,444
1989	Philadelphia	Philadelphia, 20-10	59,842
1990	Dallas	Philadelphia, 21-20	62,605
1990	Philadelphia	Philadelphia, 17-3	63,895
1991	Dallas	Philadelphia, 24-0	62,656
1991	Philadelphia	Dallas, 25-13	65,854
1992	Philadelphia	Philadelphia, 31-7	66,572
1992	Dallas	Dallas, 20-10	65,012
1992*	Dallas	Dallas, 34-10	63,721
1993	Philadelphia	Dallas, 23-10	61,912
1993	Dallas	Dallas, 23-17	64,521
1994	Dallas	Dallas, 24-13	64,703
1994	Philadelphia	Dallas, 31-19	65,947
1995	Dallas	Dallas, 34-12	64,876
1995	Philadelphia	Philadelphia, 20-17	66,198
1995*	Dallas	Dallas, 30-11	64,371
1996	Philadelphia	Dallas, 23-19	67,201
1996	Dallas	Philadelphia, 31-21	64,952
1997	Dallas	Dallas, 21-20	63,942
1997	Philadelphia	Philadelphia, 13-12	67,106
1998	Philadelphia	Dallas, 34-0	67,002
1998	Dallas	Dallas, 13-9	62,722
1999	Philadelphia	Philadelphia, 13-10	66,669
1999	Dallas	Dallas, 20-10	64,086
2000	Dallas	Philadelphia, 41-14	62,872
2000	Philadelphia	Philadelphia, 16-13 (OT)	65,636
2001	Philadelphia	Philadelphia, 40-18	66,621
2001	Dallas	Philadelphia, 36-3	63,204
2002	Philadelphia	Philadelphia, 13-44	65,537
2002	Dallas	Philadelphia, 3-27	63,209
2003	Dallas	Dallas, 23-21	63,648
2003	Philadelphia	Philadelphia, 36-10	69,773

2004 Nov. 15 at Dallas
2004 Dec. 19 at Philadelphia

*NFC Divisional Playoffs

**NFC Championship Game

PHILADELPHIA EAGLES

2003 Results (12-4)		2004 Schedule	
0	Tampa Bay	17	9/12 New York Giants
10	New England	31	9/20 Minnesota (Mon.)
23	at Buffalo	13	9/26 at Detroit
27	Washington	25	10/3 at Chicago
21	at Dallas	23	10/10 Open
14	at New York Giants	10	10/17 Carolina
24	New York Jets	17	10/24 at Cleveland
23	at Atlanta	16	10/31 Baltimore
17	at Green Bay	14	11/7 at Pittsburgh
28	New York Giants	10	11/15 at Dallas (Mon.)
33	New Orleans	20	11/21 Washington
25	at Carolina	16	11/28 at New York Giants
36	Dallas	10	12/5 Green Bay
34	at Miami	27	12/12 at Washington
28	San Francisco (OT)	31	12/19 Dallas
31	at Washington	7	12/27 at St. Louis (Mon.)
			1/2 Cincinnati

Pittsburgh Steelers

(Dallas Leads Series, 15-13)

Year	Site	Winner-Score	Att.
1960	Dallas	Pittsburgh, 35-28	30,000
1961	Dallas	Dallas, 27-24	23,500
1961	Pittsburgh	Pittsburgh, 37-7	17,519
1962	Dallas	Pittsburgh, 30-28	19,478
1962	Pittsburgh	Dallas, 42-27	23,106
1963	Pittsburgh	Pittsburgh, 27-21	19,047
1963	Dallas	Pittsburgh, 24-19	24,136
1964	Pittsburgh	Pittsburgh, 23-17	35,594
1964	Dallas	Dallas, 17-14	35,271
1965	Pittsburgh	Pittsburgh, 22-13	37,804
1965	Dallas	Dallas, 24-17	57,293
1966	Dallas	Dallas, 52-21	58,453
1966	Pittsburgh	Dallas, 20-7	42,185
1967	Pittsburgh	Dallas, 24-21	39,641
1968	Dallas	Dallas, 28-7	55,069
1969	Pittsburgh	Dallas, 10-7	24,990
1972	Dallas	Dallas, 17-13	65,682
1975*	Miami	Pittsburgh, 21-17	80,187
1977	Pittsburgh	Pittsburgh, 28-13	49,761
1978**	Miami	Pittsburgh, 35-31	78,656
1979	Pittsburgh	Pittsburgh, 14-3	50,199
1982	Dallas	Pittsburgh, 36-28	63,431
1985	Dallas	Dallas, 27-13	62,932
1988	Pittsburgh	Pittsburgh, 24-21	56,813
1991	Dallas	Dallas, 20-10	62,253
1994	Pittsburgh	Dallas, 26-9	60,156
1995\$	Arizona	Dallas, 27-17	76,347
1997	Pittsburgh	Dallas, 37-7	60,396

2004 Oct. 17 at Dallas

*Super Bowl X, Jan. 18, 1976

**Super Bowl XIII, Jan. 21, 1979

\$Super Bowl XXX, Jan. 28, 1996

PITTSBURGH STEELERS

2003 Results (6-10)		2004 Schedule	
34	Baltimore	15	9/12 Oakland
20	at Kansas City	41	9/19 at Baltimore
17	at Cincinnati	10	9/26 at Miami
13	Tennessee	30	10/3 Cincinnati
13	Cleveland	33	10/10 Cleveland
14	at Denver	17	10/17 at Dallas
21	St. Louis	33	10/24 Open
16	at Seattle	23	10/31 New England
28	Arizona	15	11/7 Philadelphia
14	at San Francisco	30	11/14 at Cleveland
13	at Cleveland	6	11/21 at Cincinnati
20	Cincinnati	24	11/28 Washington
27	Oakland	7	12/5 at Jacksonville
0	at New York Jets	6	12/12 New York Jets
40	San Diego	24	12/18 at N.Y. Giants (Sat.)
10	at Baltimore (OT)	13	12/26 Baltimore
			1/2 at Buffalo

St. Louis Rams

(Series Tied, 13-13)

Year	Site	Winner-Score	Att.
1960	Dallas	Los Angeles, 38-13	16,000
1962	Los Angeles	Dallas, 27-17	26,907
1967	Dallas	Los Angeles, 35-13	75,229
1969	Los Angeles	Los Angeles, 24-23	79,105
1971	Dallas	Dallas, 28-21	66,595
1973	Los Angeles	Los Angeles, 37-31	81,428
1973*	Dallas	Dallas, 27-16	64,291
1975	Dallas	Dallas, 18-7	49,091
1975**	Los Angeles	Dallas, 37-7	84,483
1976*	Dallas	Los Angeles, 14-12	62,436
1978	Los Angeles	Los Angeles, 27-14	65,749
1978**	Los Angeles	Dallas, 28-0	67,470
1979	Dallas	Dallas, 30-6	64,462
1979*	Dallas	Los Angeles, 21-19	64,792
1980	Los Angeles	Los Angeles, 38-14	62,548
1980\$	Dallas	Dallas, 34-13	64,533
1981	Dallas	Dallas, 29-17	64,649
1983\$	Dallas	Los Angeles, 24-17	43,521
1984	Los Angeles	Dallas, 20-13	65,403
1985*	Los Angeles	Los Angeles, 20-0	66,351

1986	Los Angeles	Los Angeles, 29-10	64,949
1987	Los Angeles	Dallas, 29-21	60,700
1989	Dallas	Los Angeles, 35-31	46,100
1990	Los Angeles	Dallas, 24-21	58,589
1992	Dallas	Los Angeles, 27-23	63,690
2002	St. Louis	Dallas, 13-10	66,165

\$NFC Wild Card Game

*NFC Division Playoff Game

**NFC Championship Game

ST. LOUIS RAMS

2003 Results (12-4)		2004 Schedule	
13	at New York Giants	23	9/12 Arizona
27	San Francisco (OT)	24	9/19 At Atlanta
23	at Seattle	24	9/26 New Orleans
37	Arizona	13	10/3 at San Francisco
36	Atlanta	0	10/10 at Seattle
34	Green Bay	24	10/18 Tampa Bay (Mon.)
33	at Pittsburgh	21	10/24 at Miami
10	at San Francisco	30	10/31 Open
33	Baltimore	22	11/7 New England
23	at Chicago	21	11/14 Seattle
30	at Arizona (OT)	27	11/21 at Buffalo
48	Minnesota	17	11/29 at Green Bay (Mon.)
26	at Cleveland	20	12/5 San Francisco
27	Seattle	22	12/12 at Carolina
27	Cincinnati	10	12/19 at Arizona
20	at Detroit	30	12/27 Philadelphia (Mon.)
		1/2	New York Jets

San Diego Chargers

(Dallas Leads Series, 5-2)

Year	Site	Winner-Score	Att.
1972	San Diego	Dallas, 34-28	54,476
1980	Dallas	Dallas, 42-31	60,639
1983	San Diego	San Diego, 24-23	46,192
1986	San Diego	Dallas, 24-21	55,622
1990	Dallas	Dallas, 17-14	48,063
1995	San Diego	Dallas, 23-9	62,664
2001	Dallas	San Diego, 32-21	63,43

SAN DIEGO CHARGERS

2003 Results (4-12)		2004 Schedule	
14	at Kansas City	27	9/12 at Houston
13	Denver	37	9/19 New York Jets
10	Baltimore	24	9/26 at Denver
31	at Oakland (OT)	34	10/3 Tennessee
21	at Jacksonville	27	10/10 Jacksonville
26	at Cleveland	20	10/17 at Atlanta
10	Miami	26	10/24 at Carolina
7	at Chicago	20	10/31 Oakland
42	Minnesota	28	11/7 New Orleans
8	at Denver	37	11/14 Open
27	Cincinnati	34	11/21 at Oakland
24	Kansas City	28	11/28 at Kansas City
14	at Detroit	7	12/5 Denver
21	Green Bay	38	12/12 Tampa Bay
24	at Pittsburgh	40	12/19 at Cleveland
21	Oakland	14	12/26 at Indianapolis
		1/2	Kansas City

San Francisco 49ers

(San Francisco Leads Series 16-13-1)

Year	Site	Winner-Score	Att.
1960	Dallas	San Francisco, 26-14	10,000
1963	San Fran.	San Francisco, 31-24	29,563
1965	Dallas	Dallas, 39-31	33,677
1967	San Fran.	San Francisco, 24-16	27,182
1969	Dallas	Tie, 24-24	62,348
1970**	San Fran.	Dallas, 17-10	59,625
1971**	Dallas	Dallas, 14-3	66,311
1972	Dallas	San Francisco, 31-10	65,124
1972*	San Fran.	Dallas, 30-28	61,214
1974	Dallas	Dallas, 20-14	50,018
1977	San Fran.	Dallas, 42-35	55,848
1979	San Fran.	Dallas, 21-13	56,728
1980	Dallas	Dallas, 59-14	63,399
1981	San Fran.	San Francisco, 45-14	57,574

continued





HISTORY

1981**	San Fran.	San Francisco, 28-27	60,525
1983	San Fran.	San Francisco, 42-17	59,957
1985	San Fran.	San Francisco, 31-16	60,114
1989	Dallas	San Francisco, 31-14	61,077
1990	Dallas	San Francisco, 24-6	62,966
1992**	San Fran.	Dallas, 30-20	64,920
1993	Dallas	Dallas, 26-17	65,099
1993**	Dallas	Dallas, 38-21	64,902
1994	San Fran.	San Francisco, 21-14	69,014
1994**	San Fran.	San Francisco, 38-28	69,125
1995	Dallas	San Francisco, 38-20	65,180
1996	San Fran.	Dallas, 20-17 (OT)	68,919
1997	San Fran.	Dallas, 17-10	68,657
2000	Dallas	San Francisco, 41-24	64,127
2001	Dallas	Dallas, 27-21	64,366
2002	Dallas	San Francisco, 27-31	64,097

**NFC Divisional Playoff Game

**NFC Championship Game

SAN FRANCISCO 49ERS

2003 Results (7-9)		2004 Schedule	
49	Chicago	7	9/12 Atlanta
24	at St. Louis (OT)	27	9/19 at New Orleans
12	Cleveland	13	9/26 at Seattle
7	at Minnesota	35	10/3 St. Louis
24	Detroit	17	10/10 Arizona
19	at Seattle	20	10/17 at New York Jets
24	Tampa Bay	7	10/24 Open
13	at Arizona (OT)	16	10/31 at Chicago
30	St. Louis	10	11/7 Seattle
30	Pittsburgh	14	11/14 Carolina
10	at Green Bay	20	11/21 at Tampa Bay
6	at Baltimore	44	11/28 Miami
50	Arizona	14	12/5 at St. Louis
38	at Cincinnati	41	12/12 at Arizona
31	at Philadelphia (OT)	28	12/18 Washington (Sat.)
17	Seattle	24	12/26 Buffalo
		1/2	at New England

Seattle Seahawks (Dallas Leads Series, 5-3)

Year	Site	Winner-Score	Att.
1976	Seattle	Dallas, 28-13	62,027
1980	Dallas	Dallas, 51-7	57,540
1983	Seattle	Dallas, 35-10	63,352
1986	Dallas	Seattle, 31-14	58,023
1992	Dallas	Dallas, 27-0	62,311
1998	Dallas	Dallas, 30-22	64,142
2001	Seattle	Seattle, 29-3	63,366
2002	Dallas	Seattle, 14-17	63,854

2004 Dec. 6 at Seattle

SEATTLE SEAHAWKS

2003 Results (10-6)		2004 Schedule	
27	New Orleans	10	9/12 at New Orleans
38	at Arizona	0	9/19 at Tampa Bay
24	St. Louis	23	9/26 San Francisco
13	at Green Bay	35	10/3 Open
20	San Francisco	19	10/10 St. Louis
24	Chicago	17	10/17 at New England
24	at Cincinnati	27	10/24 at Arizona
23	Pittsburgh	16	10/31 Carolina
20	at Washington	27	11/7 at San Francisco
35	Detroit	14	11/14 at St. Louis
41	at Baltimore (OT)	44	11/21 Miami
34	Cleveland	7	11/28 Buffalo
7	at Minnesota	34	12/6 Dallas (Mon.)
22	at St. Louis	27	12/12 at Minnesota
28	Arizona	10	12/19 at New York Jets
24	at San Francisco	17	12/26 Arizona
		1/2	Atlanta

Tampa Bay Buccaneers (Dallas Leads Series, 8-3)

Year	Site	Winner-Score	Att.
1977	Dallas	Dallas, 23-7	55,316
1980	Dallas	Dallas, 28-17	62,750
1981*	Dallas	Dallas, 38-0	64,848
1982	Dallas	Dallas, 14-9	49,578
1982**	Dallas	Dallas, 30-17	65,042
1983	Dallas	Dallas, 27-24 (OT)	63,308
1990	Dallas	Dallas, 14-10	60,076
1990	Tampa	Dallas, 17-13	68,315
2000	Tampa	Tampa Bay, 27-7	65,621
2001	Dallas	Tampa Bay, 10-6	61,521
2003	Tampa	Tampa Bay, 16-0	65,602

*NFC Divisional Playoff

**Super Bowl Tournament

TAMPA BAY BUCCANEERS

2003 Results (7-9)		2004 Schedule	
17	at Philadelphia	0	9/12 at Washington
9	Carolina (OT)	12	9/19 Seattle
31	at Atlanta	10	9/26 at Oakland
35	Indianapolis (OT)	38	10/3 Denver
35	at Washington	13	10/10 at New Orleans
7	at San Francisco	24	10/18 at St. Louis (Mon.)
16	Dallas	0	10/24 Chicago
14	New Orleans	17	10/31 Open
24	at Carolina	27	11/7 Kansas City
13	Green Bay	20	11/14 at Atlanta
19	N.Y. Giants	13	11/21 San Francisco
10	at Jacksonville	17	11/28 at Carolina
14	at New Orleans	7	12/5 Atlanta
16	Houston	3	12/12 at San Diego
28	Atlanta	30	12/19 New Orleans
13	at Tennessee	33	12/26 Carolina
		1/2	at Arizona

Tennessee Titans (Dallas Leads Series, 6-5)

Year	Site	Winner-Score	Att.
1970	Dallas	Dallas, 52-10	50,504
1974	Houston	Dallas, 10-0	49,775
1979	Dallas	Houston, 30-24	63,897
1982	Houston	Dallas, 37-7	51,808
1985	Houston	Dallas, 17-10	49,686
1988	Dallas	Houston, 25-17	50,845
1991	Houston	Houston, 26-23 (OT)	63,001
1994	Dallas	Dallas, 20-17	64,402
1997	Dallas	Tennessee, 27-14	63,421
2000	Tennessee	Tennessee, 31-0	68,498
2002	Dallas	Dallas, 21-13	62,527

TENNESSEE TITANS

2003 Results (12-4)		2004 Schedule	
25	Oakland	20	9/12 at Miami
7	at Indianapolis	33	9/19 Indianapolis
27	New Orleans	12	9/26 Jacksonville
30	at Pittsburgh	13	10/3 at San Diego
30	at New England	38	10/11 at Green Bay (Mon.)
38	Houston	17	10/17 Houston
37	at Carolina	17	10/24 at Minnesota
30	at Jacksonville	17	10/31 Cincinnati
31	Miami	7	11/7 Open
10	Jacksonville	3	11/14 Chicago
38	at Atlanta	31	11/21 at Jacksonville
17	at N.Y. Jets	24	11/28 at Houston
27	Indianapolis	29	12/5 at Indianapolis
28	Buffalo	26	12/13 Kansas City (Mon.)
27	at Houston	24	12/19 at Oakland
33	Tampa Bay	13	12/25 Denver (Sat.)
		1/2	Detroit



Washington Redskins (Dallas Leads Series 52-34-2)

Year	Site	Winner-Score	Att.
1960	Washington	Washington, 26-14	21,142
1961	Dallas	Tie, 28-28	17,500
1961	Washington	Washington, 34-24	21,451
1962	Dallas	Tie, 35-35	15,730
1962	Washington	Dallas, 38-10	49,888
1963	Washington	Washington, 21-17	40,101
1963	Dallas	Dallas, 35-20	18,838
1964	Dallas	Dallas, 24-18	25,158
1964	Washington	Washington, 28-16	49,219
1965	Dallas	Dallas, 27-7	61,577
1965	Washington	Washington, 34-31	50,205
1966	Washington	Dallas, 31-30	50,927
1966	Dallas	Washington, 34-31	64,198
1967	Washington	Dallas, 17-14	50,566
1967	Dallas	Washington, 27-20	75,538
1968	Dallas	Dallas, 29-20	66,076
1968	Washington	Dallas, 44-24	50,816
1969	Washington	Dallas, 41-28	50,474
1969	Dallas	Dallas, 20-10	56,924
1970	Washington	Dallas, 45-21	50,415
1970	Dallas	Dallas, 34-0	57,936
1971	Dallas	Washington, 20-16	72,000
1971	Washington	Dallas, 13-0	53,041
1972	Washington	Washington, 24-20	53,039
1972	Dallas	Dallas, 34-24	65,136
1972*	Washington	Washington, 26-3	53,129
1973	Washington	Washington, 14-7	54,314
1973	Dallas	Dallas, 27-7	64,458
1974	Washington	Washington, 28-21	54,395
1974	Dallas	Dallas, 24-23	63,243
1975	Washington	Washington, 30-24 (OT)	55,004
1975	Dallas	Dallas, 31-10	61,091
1976	Washington	Dallas, 20-7	55,004
1976	Dallas	Washington, 27-14	59,916
1977	Dallas	Dallas, 34-16	62,115
1977	Washington	Dallas, 14-7	55,031
1978	Washington	Washington, 9-5	55,031
1978	Dallas	Dallas, 37-10	64,905
1979	Washington	Washington, 34-20	55,031
1979	Dallas	Dallas, 35-34	62,867
1980	Washington	Dallas, 17-3	55,045
1980	Dallas	Dallas, 14-10	58,809
1981	Washington	Dallas, 26-10	55,045
1981	Dallas	Dallas, 24-10	64,583
1982	Washington	Dallas, 24-10	54,633
1982*	Washington	Washington, 31-17	55,045
1983	Washington	Dallas, 31-30	55,045
1983	Dallas	Washington, 31-10	65,074
1984	Washington	Washington, 34-14	55,431
1984	Dallas	Washington, 30-28	64,286
1985	Dallas	Dallas, 44-14	62,292
1985	Washington	Dallas, 13-7	55,750
1986	Dallas	Dallas, 30-6	63,264
1986	Washington	Washington, 41-14	55,642
1987	Dallas	Washington, 13-7	60,415
1987	Washington	Washington, 24-20	54,882
1988	Dallas	Washington, 35-17	63,235
1988	Washington	Dallas, 24-17	51,526
1989	Dallas	Washington, 30-7	63,200
1989	Washington	Dallas, 13-3	53,187
1990	Washington	Washington, 19-15	53,804
1990	Dallas	Dallas, 27-17	60,355
1991	Dallas	Washington, 33-31	63,025
1991	Washington	Dallas, 24-21	55,561
1992	Dallas	Dallas, 23-10	63,538
1992	Washington	Washington, 20-17	56,437
1993	Washington	Washington, 35-16	53,345
1993	Dallas	Dallas, 38-3	64,497
1994	Washington	Dallas, 34-7	55,394
1994	Dallas	Dallas, 31-7	64,644
1995	Washington	Washington, 27-23	55,489
1995	Dallas	Washington, 24-17	64,866
1996	Dallas	Dallas, 21-10	64,955
1996	Washington	Washington, 37-10	56,454
1997	Washington	Washington, 16-21	76,159
1997	Dallas	Dallas, 17-14	64,559
1998	Washington	Dallas, 31-10	72,284
1998	Dallas	Dallas, 23-7	63,565
1999	Washington	Dallas, 41-35 (OT)	79,237
1999	Dallas	Dallas, 38-20	64,377
2000	Washington	Dallas, 27-21	84,431
2000	Dallas	Dallas, 32-13	63,467
2001	Dallas	Dallas, 9-7	63,941
2001	Washington	Dallas, 20-14	85,112
2002	Dallas	Dallas, 27-20	63,606
2002	Washington	Washington, 14-20	84,142
2003	Dallas	Dallas, 21-14	64,002
2003	Washington	Dallas, 27-0	70,284
2004	Sept. 27 at Washington		
2004	Dec. 26 at Dallas		

*NFC Championship Game

WASHINGTON REDSKINS

2003 Results (5-11)

16	N.Y. Jets	13
33	at Atlanta	31
21	N.Y. Giants (Ot)	24
20	New England	17
25	at Philadelphia	27
13	Tampa Bay	35
7	at Buffalo	24
14	at Dallas	21
27	Seattle	20
17	at Carolina	20
23	at Miami	24
20	New Orleans	24
20	at New York Giants	7
0	Dallas	27
24	at Chicago	27
7	Philadelphia	31

2004 Schedule

9/12	Tampa Bay
9/19	at New York Giants
9/27	Dallas (Mon.)
10/3	at Cleveland
10/10	Baltimore
10/17	at Chicago
10/24	Open
10/31	Green Bay
11/7	at Detroit
11/14	Cincinnati
11/21	at Philadelphia
11/28	at Pittsburgh
12/5	New York Giants
12/12	Philadelphia
12/18	at San Fran. (Sat.)
12/26	at Dallas
1/2	Minnesota



Ring of Honor

The Cowboys honor those who made outstanding contributions to the club by inducting them into the Ring of Honor at Texas Stadium. Their names and the years of service are prominently displayed in silver on the wall above the Cowboys' bench at Texas Stadium. Members of the Cowboys' Ring of Honor:

★ TONY DORSETT ★

Running back, 1977-87. Tony Dorsett finished his career as the second leading rusher in NFL history and played in five NFC Championship Games, two Super Bowls and four Pro Bowls. After guiding the University of Pittsburgh to the 1976 national title and claiming the Heisman Trophy, Dorsett captured rookie of the year honors in 1977. He also holds the NFL record with a 99-yard touchdown run. Inducted into the Ring of Honor in 1994, Dorsett was also elected to the Pro Football Hall of Fame in 1994. Dorsett was inducted into the Ring of Honor at halftime of the Cowboys against Arizona on Oct. 9, 1994.




★ BOB HAYES ★

Wide receiver, 1965-74. Bob Hayes led the Cowboys in receptions three times and accumulated 365 receptions for 7,295 receiving yards during his 10-year career. His 71 career touchdown receptions remains the Cowboys club record. Hayes also registered remarkable career numbers for average yards-per-catch (20.0) and average yards-per-punt return (11.1). He was a three-time Pro Bowl selection and four-time All-Pro. One of the greatest sprinters in the history of track and field, Hayes joined the Cowboys with the title of "World's Fastest Human" after winning the Olympic gold medal in the 100 meters in Tokyo in 1964. Hayes was inducted into the Ring of Honor at halftime of the Cowboys against San Diego on Sept 23, 2001.


★ CHUCK HOWLEY ★

Linebacker, 1961-73. When Chuck Howley retired in 1973, Tom Landry said "I don't know that I've seen anybody better at linebacker than Howley." A six-time All-Pro, Howley was the most valuable player in Super Bowl V. The Cowboys traded for Howley, who was drafted by Chicago in 1958. He was an All-America center at West Virginia. A six-time Pro Bowl selection, Howley was inducted into the Ring of Honor at halftime of the Cowboys against Detroit, Oct. 30, 1977.



★ LEE ROY JORDAN ★

Linebacker, 1963-76. The inspirational leader of the Cowboys' first championship teams was Lee Roy Jordan. The Cowboys' first-round draft choice in 1963 following an All-America career at Alabama, Jordan anchored the "Doomsday Defense" from his middle linebacker position for 14 years. He was named to the Pro Bowl five times and All-Pro twice. Jordan was inducted into the Ring of Honor at halftime of the Cowboys against Arizona on Oct. 29, 1989.



★ TOM LANDRY ★

Head Coach, 1960-88. The first head coach of the Cowboys, Tom Landry led Dallas to two Super Bowl wins and five NFC titles in his 29 years at the Cowboys helm. He compiled a career record of 270-178-6, the third most wins in NFL history, and was elected to the Pro Football Hall of Fame in 1990. Landry was inducted into the Ring of Honor at halftime of the Cowboys against N.Y. Giants on Nov. 7, 1993.




★ BOB LILLY ★

Defensive tackle, 1961-74. Nicknamed "Mr. Cowboy," Bob Lilly was the franchise's first draft choice in 1961, the first name in the Ring of Honor in 1975 and its first inductee into the Pro Football Hall of Fame in 1980. A seven-time All-Pro, Lilly was named to a club-record 11 Pro Bowls. He was a two-time All-SWC pick and an All-America at Texas Christian University before being drafted by Dallas. Lilly was inducted into the Ring of Honor at halftime of the Cowboys against Philadelphia on Nov. 23, 1975.

★ DON MEREDITH ★

Quarterback, 1960-68. Don Meredith led the Cowboys to their first winning season and their first NFL Championship Game in 1966. Signed by Clint Murchison, Jr. before Dallas was granted its NFL franchise, "Dandy Don" played in two Pro Bowls and was named NFL Player of the Year in 1966. A two-time All-America at SMU, Meredith was inducted into the Ring of Honor at halftime of the Cowboys against N.Y. Giants on Nov. 7, 1976.



★ DON PERKINS ★


Running back, 1961-68. Don Perkins was the first Cowboys player to rush for more than 6,000 yards. A six-time Pro Bowl selection, Perkins finished among the top 10 NFL rushers in each of his eight seasons. He was named NFL Rookie of the Year in 1961 and All-Pro in 1962. Perkins was signed before Dallas was granted its NFL franchise. A three-time All-Skyline pick at New Mexico, Perkins was inducted into the Ring of Honor at halftime of the Cowboys against N.Y. Giants on Nov. 7, 1976.





★ MEL RENFRO ★

Defensive back, 1964-77. Mel Renfro was named to the Pro Bowl his first 10 seasons in the NFL. He is the club's all-time interceptor with 52 and kickoff returner with a 26.4-yard career average. Renfro was drafted in the second round in 1964 after a career as an All-America halfback and world class sprinter at Oregon. A five-time All-Pro, Renfro was inducted into the Ring of Honor at halftime of the Cowboys against Miami, Oct. 25, 1981. In 1996 Renfro was elected to the Pro Football Hall of Fame.




★ TEX SCHRAMM ★

Texas Earnest Schramm Jr., served 29 seasons as president and general manager of the Cowboys, turning a 1960 expansion team into one of the most successful franchises in NFL history. Under Schramm, the team reached five Super Bowls, winning two, made 18 playoff appearances and compiled an NFL-record 20 consecutive winning seasons. Schramm was instrumental in creating the Dallas Cowboys Cheerleaders, developing the Cowboys' Ring of Honor and bringing an annual Cowboys Thanksgiving Day game to the nation. Schramm, as chairman of the NFL Competition Committee from 1966 to 1988, was a driving force behind the development of instant replay, giving the head referee a microphone for penalty announcements and developing the wild-card playoff system. One of Schramm's most significant accomplishments was coordinating the merger of the NFL and the American Football League in 1966. He was inducted into the Pro Football Hall of Fame in 1991. Schramm was inducted into the Ring of Honor at halftime of the Cowboys game against Philadelphia on Oct. 12, 2003.




★ ROGER STAUBACH ★

Quarterback, 1969-79. Roger Staubach led the Cowboys to six NFC Championship Games, four Super Bowls and two Super Bowl titles. A great clutch performer, Staubach led Dallas to comeback victories 23 times, 14 in the last two minutes or overtime. A five-time Pro Bowler, he was drafted by Dallas in 1964 after winning the Heisman Trophy and Maxwell Award at the Naval Academy. Staubach was inducted into the Ring of Honor at halftime of the Cowboys against Tampa Bay, Oct. 9, 1983. Roger was elected to the Pro Football Hall of Fame in 1985.



★ RANDY WHITE ★

Defensive tackle, 1975-88. A nine-time Pro Bowler during his 14 years with Dallas, Randy White established a club-record with eight straight All-Pro selections. White was co-MVP (with teammate Harvey Martin) in the Cowboys' Super Bowl XII victory over Denver. A consensus All-America defensive end for Maryland in 1974, White won both the Outland Trophy and the Vince Lombardi Awards. White was inducted into the Ring of Honor at halftime of the Cowboys against Arizona on Oct. 9, 1994. Randy was also elected to the Pro Football Hall of Fame in 1994.



Cowboys in the Hall of Fame

Seven members of the Pro Football Hall of Fame in Canton, Ohio, have been elected based on their accomplishments with the Cowboys—Bob Lilly in 1980, Roger Staubach in 1985, Tom Landry in 1990, Tex Schramm in 1991, Tony Dorsett and Randy White in 1994 and Mel Renfro in 1996. In addition, six other players with ties to the Cowboys have also been enshrined in Canton: Herb Adderly, Lance Alworth, Mike Ditka, Forrest Gregg, Tommy McDonald, and Jackie Smith.



33

★ **TONY DORSETT** ★
Running Back, 1977-87
INDUCTED – 1994

Tony Dorsett arrived in Dallas in 1977 via a draft-day deal the Cowboys swung with the Seattle Seahawks for the sole intention of selecting the Heisman Trophy winner from the University of Pittsburgh. Then Cowboys president and General Manager Tex Schramm paid what seemed like a bundle for the right to draft Dorsett: One first-round, and three second-round choices. As his 11-career turned

out in Dallas, a steal of a deal for an eventual Pro Football Hall of Fame player.

The Dorsett deal paid dividends in his very first year with the Cowboys, the four-time All-American picking up where he left off in college, rushing for 1,007 yards to earn NFL Offensive Rookie of the Year honors and set the rushing bar for rookie running backs in Dallas.

"A lot of the people said I wouldn't last in this league," Dorsett said in 1987. "I was the skinny little kid from Aliquippa, Pa., who wasn't supposed to make it."

Dorsett did make it, in fact he became one of the greatest running backs in NFL history. On Sept. 26, 1988 while playing his final NFL season with the Denver Broncos, Dorsett moved into second place on the NFL all-time rushing list with 12,306 rushing yards, and eventually finished his career with 12,739 yards. At the time, Dorsett trailed only Walter Payton when he retired after suffering a knee injury the following summer, but now ranks fifth behind Payton, Emmitt Smith, Barry Sanders and Eric Dickerson.

By the time Dorsett completed his 12-year career, he had collected a victory in Super Bowl XII, four Pro Bowl selections, one All-Pro honor and three All-NFC selections.

One of the most notable moments of Dorsett's career came on Jan. 2, 1983, before a Monday Night Football television audience playing against the Minnesota Vikings. Dorsett received a handoff from quarterback Danny White and proceeded to run 99-yards for a touchdown, thus recording an unbreakable NFL record. Dorsett's greatest season came in 1981 when he rushed for 1,646 yards, a franchise record at the time, a total that now ranks third to only Emmitt Smith's two, 1700-yard seasons.

"When he came to us, we hadn't had a strong running attack for about three years," Hall of Fame quarterback Roger Staubach once said. "Tony Dorsett is one of the greatest backs in NFL history."

Dorsett was the Heisman Trophy winner in 1976 and was the first Pitt football player to have his jersey retired. Dorsett left Pitt as a four-time All-American and four-time 1,000-yard rusher. His final collegiate highlight was a 27-3 victory over Georgia in the Sugar Bowl to claim the national title.

In 1994 Dorsett became the ninth Cowboys player inducted into the Ring of Honor, and that same year he was inducted into the Pro Football Hall of Fame.

He was born April 7, 1954, in Rochester, Pa.

Dorsett's Accomplishments:

- ★ 4-Time Pro Bowl
- ★ 1-Time All-Pro
- ★ NFL Offensive Rookie of the Year
- ★ 3 All-NFC selections
- ★ Super Bowl XII Title
- ★ NFL Record 99-yard TD Run (Jan. 3, 1983 at Minnesota)
- ★ 5th All-Time NFL Career Rushing (12,739)
- ★ 1976 Heisman Trophy (University of Pittsburgh)

Dorsett's Career Statistics

Year	G	Att	Rushing			TD	Rec	Receiving			TD
			Yds	Avg				Yds	Avg		
1977 (Dallas)	14	208	1,007	4.8	12	29	273	9.4	1		
1978 (Dallas)	16	290	1,325	4.6	7	37	378	10.2	2		
1979 (Dallas)	14	250	1,107	4.4	6	45	375	8.3	1		
1980 (Dallas)	15	278	1,185	4.3	11	34	263	7.7	0		
1981 (Dallas)	16	342	1,646	4.8	4	32	325	10.2	2		
1982 (Dallas)	9	177	745	4.2	5	24	179	7.5	0		
1983 (Dallas)	16	289	1,321	4.6	8	40	287	7.2	1		
1984 (Dallas)	16	302	1,189	3.9	6	51	459	9.0	1		
1985 (Dallas)	16	305	1,307	4.3	7	46	449	9.8	3		
1986 (Dallas)	13	184	748	4.1	5	25	267	10.7	1		
1987 (Dallas)	12	130	456	3.5	1	19	177	9.3	1		
1988 (Denver)	16	181	703	3.9	5	16	122	7.6	0		
Totals	173	2,936	12,739	4.3	77	398	3,554	8.9	13		



★ TOM LANDRY ★

Head Coach, 1960-88

INDUCTED – 1990

Tom Landry paced the sidelines as the "only head coach" in Dallas Cowboys history for 29 years in his trademark fedora. By the time Landry's coaching career ended following the 1988 season, he had compiled a 270-178-6 record, the third most wins in NFL history.

That distinguished career was good enough for Landry to gain entry into the Pro Football Hall of Fame in 1990 and the Cowboys Ring of Honor in 1993, thanks to leading the Cowboys to two Super Bowl titles, five Super Bowl appearances, five NFC Championships, 13 division titles and an incredible 20 consecutive winning seasons.

"This team has always played for me," Landry said. "That was the key to why I continued coaching. If they wouldn't play for me, I would have been out a long time ago. They always played hard and tried hard."

Landry's head coaching career did not start out very smoothly, coming over from the N.Y. Giants staff to take over the expansion Cowboys in 1960. That first year ended with an 0-11-1 in 1960, the tie coming against Landry's former team the Giants, preventing the Cowboys from going winless. The Cowboys went on to suffer through losing seasons in the first five years, before going 7-7 in 1965.

But from that point on, Landry turned the franchise into "America's Team," the Cowboys reeling off 20 consecutive winning seasons from 1966-85, one of the longest winning streaks in all of professional sports.

As a player-coach with the Giants before coming to the Cowboys, Landry helped to develop what would eventually become a base defense in the NFL, the 4-3. It was innovations like this that caught the attention of Cowboys owner Clint Murchison Jr. and president Tex Schramm when it came time to select the franchise's first head coach.

As head coach of the Cowboys, Landry introduced more innovations to the game, including offensive motion. Very seldom did the Cowboys run a play from the formation they initially lined up in after breaking the huddle. Landry brought back the shotgun formation, popularized situational substitutions and concocted the "Flex" defense.

Walking the sidelines characteristically stoic, Landry was always thinking a couple of plays ahead and what the long-term effects of each play he called might be. He coached football as if it were a chess match, positioning his team in the best way to win in the end. And in the end, no one coached with more success for a longer period of time than Landry. That success was the impetus for Landry's induction into Pro Football Hall of Fame less than two years after he coached his last game.

The legendary coach, born Sept. 11 1924 in Mission, Texas, died Feb. 12, 2000 of leukemia.

Landry's Accomplishments:

- ★ 20 Consecutive Winning Seasons (1966-85)
- ★ Super Bowl VI and XII Titles
- ★ 2 NFL Championship game appearances
- ★ 5 NFC Titles
- ★ 13 Divisional Titles
- ★ 1966 NFL Coach of the Year
- ★ 1975 NFC Coach of the Year

Landry's Career Statistics

Year	W	L	T	Pct	Place	Playoff
1960	0	11	1	.000	7 NFL-E	-
1961	4	9	1	.308	6 NFL-E	-
1962	5	8	1	.385	5 NFL-E	-
1963	4	10	0	.286	5 NFL-E	-
1964	5	8	1	.385	5 NFL-E	-
1965	7	7	0	.500	2 NFL-E	-
1966	10	3	1	.769	1 NFL-E	**0-1
1967	9	5	0	.643	1 NFL-Cap	**1-1
1968	12	2	0	.857	1 NFL-Cap	0-1
1969	11	2	1	.846	1 NFL-Cap	0-1
1970	10	4	0	.714	1 NFC-E	*2-1
1971	11	3	0	.786	1 NFC-E	*3-0
1972	10	4	0	.714	2 NFC-E	1-1
1973	10	4	0	.714	1 NFC-E	1-1
1974	8	6	0	.571	3 NFC-E	-
1975	10	4	0	.714	2 NFC-E	*2-1
1976	11	3	0	.786	1 NFC-E	0-1
1977	12	2	0	.857	1 NFC-E	*3-0
1978	12	4	0	.750	1 NFC-E	*2-1
1979	11	5	0	.688	1 NFC-E	0-1
1980	12	4	0	.750	2 NFC-E	2-1
1981	12	4	0	.750	1 NFC-E	1-1
1982	6	3	0	.667	2 NFC***	2-1
1983	12	4	0	.750	2 NFC-E	0-1
1984	9	7	0	.563	4 NFC-E	-
1985	10	6	0	.625	1 NFC-E	0-1
1986	7	9	0	.438	3 NFC-E	-
1987	7	8	0	.467	2 NFC-E	-
1988	3	13	0	.188	5 NFC-E	-
Total	250	162	6	.605		20-16

* Super Bowl Appearance ** NFL Championship Game Appearance *** NFL strike-shortened season



74

★ BOB LILLY ★
Defensive Tackle, 1961-74
INDUCTED – 1980

Before earning the nickname "Mr. Cowboy", Bob Lilly was the first player ever drafted by the Dallas Cowboys in 1961. So it is fitting that Lilly not only became the first Cowboys player inducted into the Ring of Honor in 1975, but also became the franchise's first player inducted into the Pro Football Hall of Fame in 1980.

During the course of 14 seasons with the Cowboys, Lilly was named Rookie of the Year in 1961, was selected to the Pro Bowl a club-record 11-times – 10 consecutive selections between 1964-74 – was named to the All-Pro team seven times and played in two Super Bowls, including the club's very first Super Bowl victory, 24-3 over Miami in Super Bowl VI.

As the foundation of the famed "Doomsday Defense", Lilly's intensity was readily apparent in an infamous scene after the Cowboys' Super Bowl V loss to the Baltimore Colts when he ripped his helmet off and hurled it into the air. The following year, the Lilly-led Cowboys defense held Miami to only a field goal in Super Bowl VI, the fewest points every given up in Super Bowl history.

"The competition is what I love," Lilly once said. "That makes me a lot more intense. Personalities don't enter into it at all. My objective is to get the man with the ball. Nobody better get in my way."

Lilly is the Cowboys' all-time leader in consecutive games played at 196, is tied for second with 14 seasons played and second all-time with 194 games started. Lilly led the Cowboys in sacks three consecutive years, beginning with his rookie season.

"A man like that comes along once in a lifetime," late Cowboys head coach Tom Landry said in 1972. "He is something a little bit more than great. Nobody is better than Bob Lilly."

Lilly was a two-time All-American defensive end at Texas Christian University and a two-time all-Southwest Conference team selection.

He was born July 26 1939, in Olney, Texas.

Lilly's Accomplishments:

- ★ 11-Time Pro Bowl (Franchise Record)
- ★ 7-Time All-Pro
- ★ NFL 75th Anniversary Team
- ★ AFL-NFL 25-year Anniversary Team
- ★ National Football Foundation Hall of Fame
- ★ Super Bowl VI Title
- ★ 2 NFC Titles
- ★ 4 Eastern Conference Titles
- ★ November 23, 1975 declared "Bob Lilly Day" in Dallas, Texas
- ★ College Football Hall of Fame



20

★ MEL RENFRO ★
Defensive Back, 1965-77
INDUCTED – 1996

Mel Renfro first came to the Cowboys a highly-acclaimed running back out of the University of Oregon. But Cowboys head coach Tom Landry saw Renfro as a defensive back when they selected him in the second round of the 1964 draft.

And what a defensive back he was, becoming arguably the best safety-cornerback during his 14-year career to ever play for the Cowboys, and one of the

best to ever play in the NFL. His 52 career interceptions and 26.4-yard career kickoff-return average still stand as team records, both a tribute to his running ability.

The NFL certainly got to know Renfro in a hurry, having been elected to the Pro Bowl in each of his first 10 seasons in the NFL – the first six at free safety and the final four at cornerback. His 10 Pro Bowl appearances is second to only Bob Lilly's 11 for the Cowboys.

On top of his 10 Pro Bowls, Renfro was a four-time All-Pro, playing in four Super Bowls and eight NFC Championships. He became the fifth member of the exclusive Ring of Honor in 1981, and was finally elected to the Pro Football Hall of Fame in 1996 in his 14th year of eligibility.

Renfro's 14 seasons with the Dallas Cowboys ties him for second in club history, just one shy of the record.

While at Oregon, Renfro led the team in rushing three consecutive years and was a two-time All-American. Despite coming to the NFL as an acclaimed runner, Renfro only ran the ball eight times during his career, all in 1966. Landry saw a free safety first, Renfro spending his first six seasons at safety and the final eight at corner.

In the middle of Renfro's All-Pro 1969 season, Landry was uncharacteristically complimentary toward one of his players, calling him "the best in the league at free safety."

But the Cowboys certainly figured out a way to capitalize on Renfro's running ability, having him return punts and kickoffs early in his career. He led the NFL in kickoff and punt returns his rookie season, and had seven interceptions, returning one for a touchdown. Renfro still is tied for the franchise lead with two career touchdown returns, and his 30-yard kick-off return average in 1965 still remains as the single-season high.

But it was interceptions Renfro was best known for during his career. In his first six years at free safety, Renfro totaled 30 interceptions. His interception totals declined somewhat when Landry moved him to cornerback for good in 1970. The decline had more to do with quarterbacks' reluctance to throw his way than any diminishing skills or quickness. His 626 interception return yards still stands as a career record for the Cowboys.

That 1971 Pro Bowl possibly was the greatest indication of Renfro's all-round ability. Not only did he play cornerback, but he also returned two punts for touchdowns, leading the NFC to a 27-6 win and earning the game's Most Valuable Player award.

He was born Dec. 30, 1941, in Houston, Texas.

Renfro's Accomplishments:

- ★ 4-Time All-Pro
- ★ 10-Time Pro Bowl
- ★ 3-Time All-NFC
- ★ Cowboys Career Record 52 interceptions
- ★ Cowboys Career Record 26.4-yard kickoff-return average
- ★ Cowboys Career Record 626 interception return yards
- ★ Super Bowl VI and XII Titles
- ★ 4 NFC Championships
- ★ 9 Division Titles
- ★ Consensus All-American, 1962

Renfro's Career Statistics

Kickoff Returns					
No.	Yds.	Avg.	Long	TD	
Totals	85	2246	26.4	100	2

Fum. Rec.			TD
Totals	12		3

*Official tackle and sack stats not tabulated until 1979.

Punt Returns					
No.	Yds.	Avg.	Long	TD	
Totals	109	842	7.7	69	1

Interceptions			
No.	Yds.	Avg.	TD
Totals	52	626	12



★ **TEX SCHRAMM** ★
Cowboys President and General Manager
1959-1989
INDUCTED – 1991



Texas Earnest Schramm Jr., better known as "Tex," rose to Professional Football Hall of Fame status during his 29 seasons as president and general manager of the Dallas Cowboys, turning a 1960 expansion franchise in Dallas into one of the most successful franchises in NFL history.

With Schramm overseeing the birth and growth of the Cowboys organization, the team reached five Super Bowls, winning two, made 18 playoff appearances and compiled an NFL-record 20 consecutive winning seasons, one of the longest such streaks in all of professional sports.

Schramm was an NFL pioneer and innovator. Under his watch, the Dallas Cowboys were always on the cutting edge with revolutionary ideas and visions. He was instrumental in creating the Dallas Cowboys Cheerleaders, the first of their kind in professional football, developing the Cowboys' Ring of Honor and bringing an annual Cowboys Thanksgiving Day game to the nation.

Schramm's work was not just focused on the Dallas Cowboys, as his tireless efforts changed the face of the entire NFL. He was a driving force behind the development and implementation of instant replay, giving the head referee a microphone for penalty announcements, shortening the play-clock and helping to develop the wild-card playoff system.

A tough negotiator, Schramm was the engineer in building the Cowboys foundation from the ground up. His tough stance in labor negotiations was also evident in his support for using replacement players during the 1987 NFL strike. After just three weeks, the move proved successful and the players returned to work. The benefits of this would be apparent in future years as lasting labor peace was reached with the NFL Players Association in 1992 and has continued since.

His position as chairman of the NFL Competition Committee from 1966 to 1988 aided his innovative efforts. Schramm's impact on the league was widespread, and probably his most cherished legacy since the one-time TV-executive at CBS who first came up with the idea of televising the Winter Olympics in 1960 from Squaw Valley was such a firm believer in preserving and making history.

One of Schramm's most significant accomplishments in the NFL was coordinating the merger of the established NFL and the fledgling American Football League in 1966, holding what amounted to as secret meetings with Kansas City Chiefs owner Lamar Hunt at the insistence of NFL Commissioner Pete Rozelle.

The merger of the two warring leagues led to what became known as the Super Bowl, and when the leagues combined in 1970, the most powerful sports league in the world.

After Schramm departed the Cowboys in 1989 when Jerry Jones bought the club, he went international, becoming president of the upstart World League of American Football, later to become known as NFL Europe. He was inducted into the Pro Football Hall of Fame in 1991.

"I'm not one of the great athletes like the men behind me," a jubilant Schramm said during his Hall of Fame induction speech. "But I'm thrilled to be standing in front of them. Many of the men in here were my heroes. To be rubbing shoulders with them, it's beyond my comprehension."

In all, Schramm spent 44 years of his life in professional football, starting as a sportswriter for the *Austin American-Statesman* in 1947 - a natural step for the California-born Schramm who earned a bachelor's degree in journalism from the University of Texas. Schramm spent 10 seasons with the Los Angeles Rams (1947-56), where Schramm first came in contact with Rozelle, who originally hired him to be the Rams' public relations director. Schramm then spent a brief period (1957-59) at CBS before being hired by Clint Murchison in 1959 to oversee the startup of the Dallas expansion franchise.

Schramm was born on June 2, 1920, in San Gabriel, Calif.

Tex Schramm's NFL Legacy

During Schramm's 25 years as chairman of the NFL's Competition Committee, the NFL implemented the following:

Year	Contribution
1970	Moved the official game time to the scoreboard clock
1972	Moved the hash marks toward the center of the field to aid offense
1974	Implemented stricter pass defense rules to influence scoring
1974	Moved goalposts from the goal line to the end line for safety and to help offensive play
1974	Developed the sudden-death overtime concept for breaking ties
1975	Gave the referee a microphone to announce calls to the crowd and TV audiences
1977	Made defensive linemen's head slaps illegal
1979	Implemented the in-the-grasp rule to protect quarterbacks
1986	Instituted Instant Replay to aid officials
	Enabled Quarterbacks to stop the clock by throwing the ball directly into the ground



★ ROGER STAUBACH ★

Quarterback, 1969-79

INDUCTED – 1985

12



Good things come to those who wait, and certainly the Dallas Cowboys' patience in the mid-60's was supremely rewarded, landing one of the best players in franchise history because they were willing to wait for Roger Staubach to fulfill his military commitment.

For that five years of patience, the Cowboys landed the guy who became better known as "Roger The Dodger" over the next 11 years when he was selected to six Pro Bowls – including five consecutively – and was named the NFL Players Association Most Valuable Player in 1971. Staubach led the NFL in passing four times and was selected to the All-NFC team four times.

"He is one of the finest to ever play the game," Green Bay Packers Quarterback Bart Starr once said of Staubach. "I think if I had some of that Staubach competitiveness, I'd have been much better."

Staubach, the 1963 Heisman Trophy winner, was drafted by the Dallas Cowboys in 1964 from the Naval Academy, but did not join the team until 1969 due to his Navy commitment. Former president and general manager Tex Schramm signed Staubach to a futures contract in a hotel room in 1964, actually scribbling out the details on a legal-sized tablet that would have Staubach paid annually to participate in training camp practices when he had enough leave built up.

The 1963 Heisman Trophy winner showed up in Dallas as a 27-year-old rookie, but in those 11 seasons still managed to carve out the franchise's all-time leading quarterback rating of 83.42 and became a four-time NFL passing champion. But Staubach almost became better known for his scrambling ability, and to this day ranks eighth on the Cowboys' all-time rushing list with 2,264 yards.

Staubach owns the second most passing yards in club history, 22,700, and his 3,586 in 1979 still ranks as the second most passing yards in a single season for the Cowboys. He also still leads the club with a career average of 7.67 yards per attempt and his three, 300-yard passing performances in 1979 has him tied for the single-season lead with Don Meredith and Danny White.

Staubach also became known as "Captain Comeback" for his 23 fourth-quarter come-from-behind victories in regular season and playoff games, including 14 in the final two minutes or overtime. Never was this more apparent than in a 1975 playoff game against the Minnesota Vikings when Staubach connected with wide receiver Drew Pearson on a desperation 50-yard "Hail Mary" touchdown pass that knocked the Vikings out of the playoffs.

"You could never defeat Roger mentally or physically," late Cowboys head coach Tom Landry said in 1983. "He was like that in a game, in practice, or in the business world."

Staubach ended his Cowboys career with four Super Bowl appearances, including wins in Super Bowls VI and XII. In Super Bowl VI, Staubach was named the game's Most Valuable Player.

Following the 1979 season, Staubach retired, fearing the after-effects of recurring concussions.

In 1983, Staubach became the sixth member of the Dallas Cowboys Ring of Honor and two years later was inducted into the Pro Football Hall of Fame.

He was born Feb. 5, 1942, in Cincinnati, Ohio.

Staubach's Accomplishments:

- ★ 6-Time Pro Bowl
- ★ 4-Time NFL Passing Champion
- ★ MVP of Super Bowl VI
- ★ Super Bowl VI and XII Titles
- ★ 5 NFC Titles
- ★ 7 Division Titles
- ★ 1979 Byron "Whizzer" White Award
- ★ 1971 NFL Players Association Most Valuable Player
- ★ 1971 Bert Bell Award
- ★ 1975 Vince Lombardi Sportsman of the Year
- ★ 1963 Heisman Trophy
- ★ 1963 Walter Camp Memorial Trophy
- ★ 1965 Naval Academy Athletic Association Sword

Staubach's Career Passing Statistics

Year	G	Att	Comp	Comp %	Yds	YPA	TD	Int	Rating
1969	6	47	23	48.9	421	8.96	1	2	69.5
1970	8	82	44	53.7	542	6.61	2	8	42.9
1971	13	211	126	59.7	1882	8.92	15	4	104.8
1972	4	20	9	45.0	98	4.90	0	2	20.4
1973	14	286	179	62.6	2,428	8.49	23	15	94.6
1974	14	360	190	52.8	2,552	7.09	11	15	68.4
1975	13	348	198	56.9	2,666	7.66	17	16	78.5
1976	14	369	208	56.4	2,715	7.36	14	11	79.9
1977	14	361	210	58.2	2,620	7.26	18	9	87.0
1978	15	413	231	55.9	3,190	7.72	25	16	84.9
1979	16	461	267	57.9	3,586	7.78	27	11	92.3
Total	131	2,958	1,685	57.0	22,700	7.67	153	109	83.4

Additional Statistics: Rushing (410 carries for 2,264 yards and 20 touchdowns).

★ **RANDY WHITE** ★
Defensive Tackle, 1975-88
INDUCTED – 1994

54



Randy White came to the Cowboys from the University of Maryland as the No. 2 pick in the 1975 NFL Draft. Before his career was over, 14 years later, he would become known as the "Manster" – half man, half defensive monster – setting numerous franchise records as the heart-and-soul of the famed "Doomsday Defense".

White struggled in his first two years with the Cowboys when then head coach Tom Landry moved White from his familiar defensive tackle position to linebacker. But, after Landry moved White back to right tackle in 1977, White became one of the NFL's most dominating defensive linemen and a coveted co-Super Bowl MVP.

"Coming out of college a lot was expected of me," White said. "But I never did feel comfortable playing linebacker. Those first two years I was fighting for my life out there. Then they switched me to defensive tackle, where I was a lot more comfortable and from there my career took off."

White played 14 seasons, tying him for second all-time in franchise history, and he set a franchise record with eight All-Pro selections. White also was selected to nine Pro Bowls, ranking third in franchise history for Pro Bowl appearances. White's 16 sacks in 1978 rank third in franchise history for a single season, and he still remains third all-time in career tackles with 1,104 and second with 701 career solo tackles.

"His performances range anywhere from spectacular to spectacular," Landry once said. "He could outmatch anybody's intensity from game to game."

In his career, White played in six NFC Championship Games and three Super Bowls, claiming victory in Super Bowl XII and co-MVP honors with teammate Harvey Martin. Even more astounding, White only missed one game in his 14-year career.

In 1994, White was inducted into the Ring of Honor with teammate Tony Dorsett, the same year he was inducted into the Pro Football Hall of Fame.

"Any honor I receive is a reflection on the great teammates and coaches I had in my career," White said. "There's a real special group of guys with the Cowboys, and to be a part of that was a great honor."

He was born Jan. 15, 1953, in Pittsburgh, Pa.

White's Accomplishments:

- ★ 9-Time Pro Bowl
- ★ 8-Time All-Pro
- ★ Co-MVP Super Bowl XII
- ★ 1978 Defensive Player of the Year
- ★ 1982 NFL Defensive Lineman of the Year
- ★ Super Bowl XII Title
- ★ 3 NFC Titles
- ★ 5 Division Titles
- ★ 2nd Franchise History Career Solo Tackles (701)
- ★ 3rd Franchise History Career Combined Tackles (1,104)
- ★ 3rd Franchise History Games Played (209)
- ★ Outland Trophy- University of Maryland
- ★ Lombardi Trophy- University of Maryland

White's Career Statistics

Year	Games	Tackles			Sacks	Fum. Rec.
		Solo	Asst.	Total		
1975	14	13	6	19	7.0	2
1976	14	25	17	42	6.0	1
1977	14	70	48	118	13.0	2
1978	16	75	48	123	16.0	0
1979	15	50	41	91	5.0	1
1980	16	56	32	88	6.5	0
1981	16	61	33	94	8.5	0
1982	9	22	21	43	2.5	1
1983	16	67	33	100	12.5	1
1984	16	81	27	108	12.5	0
1985	16	61	34	95	10.5	0
1986	16	73	30	103	6.5	2
1987	15	39	25	64	6.0	0
1988	16	8	8	16	1.5	0
Total	209	701	403	1,104	111.0	10



Historical Highlights

1960

LANDRY HIRED – Clint Murchison, Jr., and Bedford Wynne sign N.Y. Giants defensive assistant Tom Landry to a personal services contract on Dec. 27, 1959, with the intention of naming him head coach once they are awarded an expansion franchise by the NFL.

NFL FRANCHISE – Clint Murchison, Jr., and Bedford Wynne were awarded an expansion franchise in the NFL at the annual league meeting in Miami Beach, Fla. The Cowboys were to play as a "swing" team, playing every other team one time during the first season, although listed in the Western Conference standings (January 28).

COWBOYS STOCKED – A player pool was set up in the league meeting in Los Angeles, with each of 12 NFL teams freezing 25 names on its roster and the Cowboys allowed to pick three from each team for a total of 36 veterans. Dallas, once given the list, had to select its 36 players within 24 hours (March 13).

TRAINING STARTS – Rookies report to first Cowboys camp at Pacific University in Forest Grove, Oregon (July 9).

FIRST PRE-SEASON GAME – The Cowboys, less than six months in existence, get their first test and drop a 16-10 preseason game to San Francisco in Seattle (August 6).

FIRST HOME GAME – In their Dallas debut, in the Salesmanship Club preseason game, the Cowboys led the world champion Baltimore Colts into the final minute before a 62-yard pass from Johnny Unitas to Lenny Moore gave the Colts a 14-10 victory (August 19).

FIRST VICTORY – In a preseason game at Louisville, KY, the Cowboys beat the New York's Giants, 14-3, with Frank Clarke catching touchdown passes for 73 yards (Eddie LeBaron) and 74 yards (Don Meredith) (August 27).

FIRST LEAGUE GAME – In their first league game, Dallas fell to Pittsburgh, 35-28, with Bobby Layne leading a fourth-period Steelers rally (Sept. 24, Saturday night).

STREAK SNAPPED – Dallas snaps a 10-game loss streak by tying New York, 31-31, at Yankee Stadium (Dec. 4).

1961

TRAINING STARTS – Rookies launch training at new campsite – St. Olaf College in Northfield, Minn. (July 9).

FIRST LEAGUE WIN – Scoring 10 points in the final 56 seconds, the Cowboys score their first NFL victory, 27-24, over Pittsburgh in the '61 league opener in the Cotton Bowl. Allen Green's 27-yard field goal on the game's final play won it before 23,500 spectators (Sept. 17).

1962

TRAINING STARTS – Team begins training at new campsite – Northern Michigan College in Marquette, Mich. (July 13).

PENALTY HISTORY – For the first time in anyone's memory in an NFL game, points were awarded for a penalty. The Cowboys were holding in the end zone on a 99-yd. TD pass from LeBaron to Clarke, and Pittsburgh was awarded a safety. The Steelers eventually won, 30-28 (Sept. 23).

100-YARD FIRSTS – Cowboys' Amos Marsh returned a kickoff 101 yards and Mike Gaechter returned a pass interception 100 yards, both plays for fourth-quarter TDs in a 41-19 win over Philadelphia in Dallas. It was the first time in NFL history that two 100-yard runs had been made in the same game, much less by the same team in the same quarter (Oct. 14).

1963

SHIFT TO KANSAS CITY – The rival Dallas Texans of the AFL announce they are moving the franchise to Kansas City (Feb. 8).

CALIFORNIA TRAINING SITE – The Cowboys open training at California Lutheran College in Thousand Oaks, Calif. (July 12).

HOWTON SETS RECORD – Bill Howton broke Don Hutson's all-time receiving mark with a 14-yard catch at Washington. Hutson's record was 7,991 yards and the catch gave Howton an even 8,000 yards (Sept. 29).



1964

LANDRY CONTRACT – With one year to go on his original contract, Tom Landry is signed to a 10-year extension, in effect giving him an 11-year pact, possibly the longest in major pro sports history (Feb. 5).

1965

FIRST SELLOUT – An overflow crowd of 76,251 jams the Cotton Bowl for the Cleveland game, notching the team's first home sellout. Cleveland won, 24-17 (Nov. 21).

1966

PLAYOFF BOWL – After defeating New York, 38-20, in the season finale (and winning five of their last seven games) to get into the Playoff Bowl at Miami, the Cowboys fall to Baltimore, 35-3 (Jan. 15).

MERGER – Peace comes to pro football with Cowboys General Manager Tex Schramm completing two months of negotiations with AFL's Lamar Hunt, merging the two leagues under the NFL banner (June 8).

SCHRAMM ELEVATED – Texas E. Schramm, Vice-President and General Manager of the Cowboys from the beginning, was named President of the club by Owner Clint Murchison, Jr., who retained the title of Chairman of the Board.

NEELY CASE SOLVED – Dallas and Houston reached agreement in the Ralph Neely case. Neely remained with Dallas with Houston receiving the Cowboys Nos. 1, 2 and two fifth round picks in the 1967 draft (Nov. 17).

THE CHAMPIONSHIP – The Cowboys won their first championship, capturing the Eastern Conference title with a 10-3-1 record, but lost the NFL Championship Game to Green Bay, 34-27.

1967

TEXAS STADIUM – On Dec. 23, Owner Clint Murchison, Jr., formally announced plans to build Texas Stadium in suburban Irving. The stadium, to be financed through a bond-option plan, would be ready for the 1970 season. The stadium would seat a minimum of 58,000.

SECOND CHAMPIONSHIP – Under the NFL's new format, the Cowboys easily won the Capitol Division and defeated Cleveland, Century Division winner, 52-14, in the Cotton Bowl for the Eastern conference championship. However, on Dec. 31 in Green Bay, the Cowboys lost their second bid for an NFL title, falling to the Packers, 21-17, in the 13 degree below weather.

1968

WIN CAPITOL – For the second straight year the Cowboys won the Capitol Division, but for the first time in three years the Cowboys did not win the Eastern Championship, being upset at Cleveland, 31-20, on Dec. 21. Dallas won the Runner-Up Bowl over Minnesota, 17-13.

1969

TEXAS STADIUM – Ground was broken for Texas Stadium in suburban Irving on January 25, and on June 29 Bert Rose was named general manager of the stadium.

ORIGINALS RETIRE – An era ended for the Cowboys in July. On July 5th at a press conference in Dallas, quarterback Don Meredith, the last of the original Cowboys, announced his retirement. Then, on July 18th, the day the veterans were to report to training camp, all-time rushing great Don Perkins officially retired.

REPEAT CAPITOL WINS – Once again the Cowboys rolled to the Capitol Division Championship with an 11-2-1 season. However, the Cowboys failed to win the Eastern Championship when on Dec. 28, the Cowboys lost to Cleveland, 38-14, in the Cotton Bowl.

1970

FIVE STRAIGHT PLAYOFFS – The Cowboys won their last five games to finish 10-4, claim the Eastern Division championship and make the playoffs for the fifth year in a row. They defeated Detroit, 5-0, in the opening round to get a shot at the National Conference championship.

FIRST NFC TITLE – The Cowboys captured the biggest prize of their 11-year history on Jan. 3, 1971 when they downed San Francisco, 17-10, for the NFC crown. A 16-13 loss to Baltimore in the Super Bowl Jan. 17 left Dallas with one major goal still unrealized.



1971

TEXAS STADIUM – The Cowboys opened a new era in their sparkling Irving, Tex., home with a 44-21 victory over the New England Patriots on Oct. 24. Duane Thomas scored the first touchdown in the new stadium, a 56-yard run just two minutes and 16 seconds after the opening kickoff. Attendance was 65,708.

SIX STRAIGHT PLAYOFFS – The Cowboys won their last seven games to finish 11-3, claim the Eastern Division championship and make the playoffs for the sixth year in a row. They defeated Minnesota, 20-12, in the opening round.

SECOND NFC TITLE – For the second consecutive year, the Cowboys met the San Francisco 49ers in the National Conference showdown. This time Dallas won 14-13, to qualify for its second straight Super Bowl.

FIRST WORLD CHAMPIONSHIP – The Cowboys downed the Miami Dolphins, 24-3, to win Super Bowl VI in New Orleans on Jan. 16. It was the 10th victory in a row for Dallas as Roger Staubach passed for two touchdowns and was named the game's Most Valuable Player.

1972

FIRST 1,000-YARD BACK – Calvin Hill became the first Dallas player to rush for 1,000 yards when he gained 111 on Dec. 9 against the Washington Redskins in Texas Stadium. Hill wound up with 1,036 yards for the season on a record 245 carries.

SEVEN STRAIGHT PLAYOFFS – The Cowboys qualified for the NFL playoffs a record seventh consecutive year, their 10-4 record earning them the National Conference Wild Card berth. Roger Staubach passed for two touchdowns in the last 1:30 to give the Cowboys a 30-28 victory at San Francisco in the first round. Then, at Washington on New Year's Eve, Dallas was foiled in its bid for a third straight NFL title with the Redskins win, 16-3.

1973

100 VICTORIES – The Cowboys and Coach Tom Landry recorded their 100th victory with a 40-3 Texas Stadium win over the New Orleans Saints on Sept. 24. Landry ended the season with a career mark of 108-80-6 to rank ninth on the list of the NFL's all-time winningest coaches.

EIGHT STRAIGHT PLAYOFFS – The Cowboys regained the NFC Eastern Division title with a 10-4 record and broke their own NFL record by reaching the playoffs for the eighth year in a row. Dallas defeated the Western Division champion Los Angeles Rams in the first round, 27-16, but fell to Central Division winner Minnesota in the NFC Championship Game, 27-10.

1974

FIRST TOP DRAFT CHOICE – For the first time in their history, the Cowboys had the very first choice in the NFL Draft. The No. 1 pick came to Dallas from Houston in exchange for Tody Smith and Billy Parks. The Cowboys selected Ed "Too Tall" Jones, a 6-9, 260-pound defensive end from Tennessee State.

PLAYOFFS MISSED – The Cowboys' record breaking string of eight straight years in the NFL playoffs was broken when the club's 8-6 record failed to qualify.

1975

LILLY HONORED – "Mr. Cowboy" was honored on Bob Lilly Day at Texas Stadium at halftime of the Philadelphia game on Nov. 23. It was first such recognition ever given to a Dallas player. Lilly never missed a game in 14 years with the Cowboys, earning All-Pro honors seven times at defensive tackle before retiring prior to the '75 season.

TEN STRAIGHT WINNING SEASONS – The Cowboys' 10-4 record earned them the NFC Wild Card berth in the playoffs. The composite record over 10 straight winning seasons was 101-37-2.

THIRD NFC TITLE – After shocking Minnesota in the first round, 17-14, on Roger Staubach's 50-yard "Hail Mary" pass to Drew Pearson, the Cowboys traveled to Los Angeles for the NFC showdown. Staubach threw four touchdown passes, three to Preston Pearson, and Dallas won, 37-7. Pittsburgh won Super Bowl X on Jan. 18 in Miami, 21-17.

1976

MEREDITH, PERKINS HONORED – Former Cowboys greats Don Meredith and Don Perkins joined Bob Lilly in the Ring of Honor at Texas Stadium during halftime ceremonies at the New York Giants game on Nov. 7.

ELEVEN STRAIGHT WINNING SEASONS – The Cowboys won the NFC Eastern Division title with their 11-3 record, giving them their 11th straight winning season and 10th playoff berth in that period. A 14-12 first



round loss to Los Angeles – the first time Dallas had lost in the first round under the current playoff setup – ended the season.

1977

HOWLEY HONORED – Former All-Pro linebacker Chuck Howley, a Cowboy from 1961 through 1973, became the fourth member of the Ring of Honor. Howley was honored during ceremonies at halftime of the Detroit Lions game on Oct. 30.

TWELVE STRAIGHT WINNING SEASONS – Getting off to an 8-0 start, their best ever, the Cowboys rolled to a 12-2 record, the championship of the NFC East, and their 12th consecutive winning season. They opened their 11th visit to the playoffs in those 12 years with a 37-7 first-round victory over the Chicago Bears at Texas Stadium.

FOURTH NFC TITLE – Dallas crushed the Minnesota Vikings at Texas Stadium, 23-6, for National Conference crown No. 4 and the right to meet the Denver Broncos in Super Bowl XII.

SECOND WORLD CHAMPIONSHIP – The Cowboys stopped the Denver Broncos, 27-10, to win Super Bowl XII in New Orleans on Jan. 15, 1978. In the process, Dallas tied Minnesota for most Super Bowl appearances (four) and Green Bay, Miami and Pittsburgh for most Super Bowl victories (two). Defensive linemen Harvey Martin and Randy White were named co-MVPs in the game.

1978

THIRTEEN STRAIGHT WINNING SEASONS – After a mediocre 6-4 start, the Cowboys won six straight games to finish the expanded regular season with a 12-4 record and their 10th division crown. It marked the Cowboys' 13th consecutive winning season and 12th trip to the playoffs in that span. Dallas rallied to beat Atlanta 27-20 in a divisional playoff at Texas Stadium, sending the Cowboys to their seventh NFC championship game in the past nine years.

FIFTH NFC TITLE – Dallas shut out the Rams in Los Angeles 28-0 in the National Conference title game to advance to the Super Bowl a record fifth time, including three of the last four. In the first Super Bowl rematch, Pittsburgh edged the Cowboys 35-31 for the NFL championship on Jan. 21 in Miami's Orange Bowl.

1979

TWENTIETH ANNIVERSARY – The Cowboys celebrated their 20th anniversary season at halftime of the St. Louis Cardinals game at Texas Stadium on Oct. 21. Star players from each of those 20 seasons plus Coach Tom Landry were introduced during the halftime ceremonies.

FOURTH STRAIGHT NFC EAST TITLE – The Cowboys won their final three regular season games to finish with an 11-5 record, their 11th division championship, including the past four NFC East titles, and 14th consecutive winning season. The Cowboys made their 13th trip to the playoffs in those 14 years, but were eliminated by Los Angeles 21-19 in a divisional playoff at Texas Stadium.

1980

STAUBACH RETIRES – At a press conference at Texas Stadium on March 31, quarterback Roger Staubach announced his retirement after 11 record-breaking years with the Cowboys. Staubach held all major Cowboys' passing records and was the all-time leading NFL passer.

LILLY ENTERS HALL OF FAME – Bob Lilly, a seven-time All-Pro defensive tackle in his 14-year career with the Cowboys from 1961-74, became the first Cowboys' player to be inducted into the Pro Football Hall of Fame. Enshrined along with Lilly on Aug. 2 at Canton, Ohio, were Herb Adderley, who played for the Cowboys from 1970-71, Jim Otto and Deacon Jones.

FIFTEEN STRAIGHT WINNING SEASONS – Behind new starting quarterback Danny White, the Cowboys rolled to their 15th consecutive winning season with a surprising 12-4 record, tied for best in the league with Philadelphia and Atlanta. The Cowboys lost the NFC East title to Philadelphia on a tie-breaker, but entered the playoffs for the 14th time in 15 years, this time as a wild card team. The Cowboys beat Los Angeles 34-13 at Texas Stadium in the NFC Wild Card Game and rallied past the Falcons at Atlanta 30-27 to advance to the NFC Championship Game at Philadelphia. But the Cowboys lost 20-7 in their bid for a sixth Super Bowl appearance.

LANDRY'S 200TH VICTORY – Tom Landry joined George Halas and Curly Lambeau as the only coaches with 200 NFL victories when the Cowboys beat Los Angeles 34-13 on Dec. 28 at Texas Stadium in the NFC Wild Card Game, raising Landry's record to 200-119-6, counting regular season and playoff games.



1981

RENFRO HONORED – Former All-Pro defensive back Mel Renfro, the Cowboys' all-time leading pass interceptor, became the fifth member of the Cowboys' Ring of Honor. Renfro, who played for Dallas from 1964 through 1977, was honored during halftime ceremonies of the Cowboys-Miami Dolphins game at Texas Stadium on Oct. 25.

TWELFTH DIVISION CHAMPIONSHIP – The Cowboys regained the NFC Eastern Division Championship, their 12th division title since 1966, with a 12-4 record and tied Oakland's NFL mark of 16 consecutive winning seasons. Entering the playoffs for the 15th time in that span, the Cowboys advanced to the NFC Championship Game for the ninth time in 12 years by routing Tampa Bay 38-0 at Texas Stadium. But for the second year in a row Dallas lost the conference title game. San Francisco scored a last-minute touchdown at Candlestick Park to edge the Cowboys 28-27 for a berth in Super Bowl XVI.

1982

200TH REGULAR-SEASON VICTORY – The Cowboys beat Washington 24-10 at RFK Stadium on Dec. 5 for the club's and Coach Tom Landry's 200th regular season victory.

SEVENTEEN STRAIGHT WINNING SEASONS – The Cowboys finished the strike-shortened regular season 6-3 to establish an NFL record of 17 consecutive winning seasons. Entering the playoffs for a record-tying eighth straight year and for the 16th time in 17 years, the Cowboys beat Tampa Bay 30-17 and Green Bay 37-26, both at Texas Stadium, to advance to the NFC Championship Game for the third year in a row. But again the Cowboys come up short, losing 31-17 at Washington.

1983

STAUBACH HONORED – Former quarterback Roger Staubach, who led the Cowboys to four Super Bowls, became the sixth member of the Ring of Honor during halftime ceremonies of the Cowboys-Tampa Bay game on Oct. 9.

NEW HEADQUARTERS – Ground was broken on Nov. 29 for the Cowboys' new headquarters and training facility at The Valley Ranch in northwest Dallas County.

EIGHTEEN STRAIGHT WINNING SEASONS – The Cowboys extended their NFL record to 18 consecutive winning seasons with a 12-4 finish. The club also set a league record with its ninth straight playoff appearance, qualifying as a wild card entry. The L.A. Rams eliminated Dallas from the playoffs, however, with a 24-17 upset victory at Texas Stadium in the NFC Wild Card Game on Dec. 26.

1984

SILVER SEASON – The Cowboys kicked off their 25th anniversary with a news conference at Texas Stadium on Jan. 27. President Tex Schramm announced the Cowboys would celebrate their 25th anniversary during 1984 under the theme "Silver Season."

OWNERSHIP CHANGES HANDS – The sale of the Cowboys from the Murchison family to an 11-member limited partnership headed by Dallas businessman H.R. "Bum" Bright was approved by NFL owners on March 19 at the league's annual meeting in Honolulu. The sale was completed on May 18.

NINETEEN STRAIGHT WINNING SEASONS – The Cowboys defeated the Eagles 26-10 in Philadelphia to extend their NFL record to 19 consecutive winning seasons. The Cowboys finished 9-7 and missed the playoffs for the first time in 10 years and only the second time in 19 years.

1985

STAUBACH ENTERS HALL OF FAME – Roger Staubach, the master of the comeback victory during his 11-year career as a Cowboys quarterback, was inducted into the Pro Football Hall of Fame in his first year of eligibility. Enshrined with Staubach on Aug. 3 at Canton, Ohio, were Pete Rozelle, Joe Namath, O.J. Simpson and Frank Gatski. Staubach joined Bob Lilly as the only players who spent their entire career with the Cowboys to be elected to the Hall of Fame.

TEXAS STADIUM IMPROVEMENTS – Texas Stadium unveiled a new look when the Cowboys opened their preseason schedule against Green Bay on Aug. 10. The stadium became the first to have two DiamondVision color scoreboards, and the addition of 118 Crown Suites gave Texas Stadium more private suites, 296, than any stadium in the nation.

COWBOYS RANCH OPENS – Cowboys players and coaches reported on Aug. 27 to the team's new headquarters and training facility at Cowboys Center in Valley Ranch.



DORSETT PASSES 10,000 YARDS – On a 19-yard sweep around left end, Tony Dorsett, became the sixth player in NFL history to rush for 10,000 yards. Dorsett's feat highlighted a 27-13 victory over Pittsburgh at Texas Stadium on Oct. 13.

THIRTEENTH DIVISION CHAMPIONSHIP – The Cowboys edged the New York Giants 28-21 on Dec. 15 at Texas Stadium to capture the NFC Eastern Division championship for the first time since 1981. Picked in most season previews to finish third or fourth in the division, the Cowboys rallied for their NFL record 20th consecutive winning season, a 13th division title in 20 years and a playoff berth for the 18th time in that span. But in their NFL record 36th playoff game appearance, the Cowboys fell 20-0 to the Los Angeles Rams in Anaheim Stadium on Jan. 4.

1986

COWBOYS GO TO LONDON – The Cowboys began preparations for their first trip to a foreign country when the NFL announced on March 12 that the Cowboys would play the Super Bowl champion Chicago Bears in a preseason game at London's Wembley Stadium on Aug. 3.

100TH WIN AT TEXAS STADIUM – Dallas defeated St. Louis 37-6 for the club's 100th victory at Texas Stadium. Since the facility opened in 1971 the Cowboys have compiled a 100-25 (.800) record.

STREAK BROKEN – The Cowboys' streak of 20 consecutive winning seasons from 1966 through 1985, third longest in professional sports history, came to an end when the club finished with a 7-9 record after losing seven of its last eight games. Only baseball's New York Yankees (39 straight winning seasons, 1926-64) and hockey's Montreal Canadiens (32 from 1951-52 through 1982-83) surpassed the Cowboys' accomplishments.

1987

FOUNDER DIES – Cowboys founder Clint Murchison, Jr., died March 30 after a long illness. Murchison, 63, who owned the club until 1984, acquired the expansion Dallas franchise in the NFL in 1960. He hired Tex Schramm as general manager, gave Tom Landry a 10-year contract when his coaching career was in doubt in 1964 and was instrumental in the building of Texas Stadium.

DORSETT GETS 12,000 YARDS – Tony Dorsett became the fourth rusher in NFL history to gain more than 12,000 yards when he registered 52 yards against the Rams on Dec. 21 for a career total of 12,036. The only runners ahead of Dorsett were Walter Payton, Jim Brown and Franco Harris.

1988

LANDRY TIES LAMBEAU – Dallas opened the 1988 season against Pittsburgh on Sept. 12 and Tom Landry tied an NFL record held by Curly Lambeau by coaching in his 29th consecutive season with the same team. Lambeau led the Green Bay Packers from 1921-49.

1989

JONES ACQUIRES COWBOYS, NAMED JOHNSON COACH – Jerry Jones reached an agreement to purchase the Cowboys from Burn Bright on Feb. 25 and announced that University of Miami Coach Jimmy Johnson would replace Tom Landry.

SALE APPROVED, SCHRAMM RESIGNS – The sale of the Cowboys to Jerry Jones was unanimously approved by NFL owners on April 18 at a special meeting in New York. At the same meeting, Tex Schramm was named president of the new World League of American Football. He announced his resignation as president and general manager of the Cowboys after 29 years with the club.

AIKMAN SIGNED – The Cowboys, holding the No. 1 pick in the NFL Draft for only the second time in their history, announced the signing of quarterback Troy Aikman to a six-year contract on April 20.

WALKER TRADED – Herschel Walker is traded to Minnesota on Oct. 12 for five players, six conditional draft choices and a 1992 first round draft choice. Among the players who actually came to Dallas as a result of the trade include Emmitt Smith, Russell Maryland, Kevin Smith and Darren Woodson.

JORDAN HONORED – Former All-Pro linebacker Lee Roy Jordan, a Cowboy from 1963-76, became the seventh member of the Ring of Honor. Jordan was honored during ceremonies at halftime of the Phoenix Cardinals game on Oct. 29.



1990

AUSTIN TRAINING CAMP – Beginning on July 18, nearly 100,000 fans visit the Cowboys' first ever in-state training camp at St. Edward's University in Austin, Tex.

LANDRY ENTERS HALL OF FAME – Tom Landry, who led the Cowboys to five Super Bowls and 20 consecutive winning seasons as the Cowboys head coach from 1960-88, was inducted into the Pro Football Hall of Fame in his first year of eligibility. Enshrined on Aug. 4 at Canton, Ohio, Landry joined former Dallas players Bob Lilly and Roger Staubach as the only Hall of Fame members who built their achievements with the Cowboys.

SMITH ROOKIE OF THE YEAR, JOHNSON COACH OF THE YEAR – Following a dramatic turn-around season where the team posted a 7-9 record and missed the playoffs by one game, Jimmy Johnson was named the NFL Coach of the Year by the Associated Press. Running back Emmitt Smith, who led all NFL rookie running backs in rushing yardage and touchdowns, was named the A.P.'s NFC Offensive Rookie of the Year.

1991

RECORD DRAFT HAUL INCLUDES MARYLAND AS NO. 1 OVERALL PICK – After a pre-draft trade with the New England Patriots, the Cowboys used the No. 1 overall selection in the NFL Draft for only the third time in franchise history. Dallas chose Outland Trophy winner Russell Maryland (DT) with the top pick. The Cowboys went on to acquire 16 more choices, setting a club record for most selections in a 12-round draft with 17 overall.

SCHRAMM ENTERS HALL OF FAME – One of the NFL's true innovators, and the guiding force behind the development of America's Team, Tex Schramm was inducted into the Pro Football Hall of Fame on July 27, 1991. Schramm, who served as the President and General Manager of the Dallas Cowboys from the team's inception in 1960 until his retirement in 1989, joined Staubach, Lilly and Landry with his enshrinement in Canton, Ohio.

RETURN TO THE PLAYOFFS – After winning the final five games of the season, Dallas finished with an 11-5 record – the team's best mark since the 1983 season. The initial spark to the winning streak was a 24-21 win over the eventual World Champion Washington Redskins on Nov. 24. The win, at Washington's RFK Stadium, ended the Redskins' bid for a perfect regular season after 11 straight wins. Dallas finished second in the NFC East and qualified as the NFC's No. 2 Wild Card Playoff entry, marking the club's first postseason trip since 1985. Dallas traveled to Chicago and defeated the Bears 17-13 in the opening round Wild Card Game before dropping a 38-6 decision at Detroit the following week.

SMITH AND IRVIN LEAD NFL – Emmitt Smith and Michael Irvin became the first two players from the same team to lead the NFL in rushing yardage and receiving yardage in the same season. Smith had 1,563 yards rushing, while Irvin set single-season club records for receptions (93) and receiving yardage (1,523). Both players were named to the NFC Pro Bowl squad along with tight end Jay Novacek and quarterback Troy Aikman. The Cowboys sent four offensive players to the Pro Bowl for the first time since 1979, and Irvin was named the MVP of the Pro Bowl Game.

1992

JONES NAMED TO COMPETITION COMMITTEE – On May 1, Jerry Jones, was appointed to the NFL's Competition Committee by Commissioner Paul Tagliabue. Jones became the first owner to serve on the prestigious committee since the death of Cincinnati's Paul Brown.

FOURTEENTH DIVISION CHAMPIONSHIP – Before a national television audience on ABC's Monday Night Football, the Cowboys defeated the Atlanta Falcons (41-17) at the Georgia Dome to claim the NFC Eastern Division Championship. The victory marked the Cowboys' first divisional title since 1985.

RECORD NUMBER OF OFFENSIVE PRO BOWL SELECTIONS – Six players from the Cowboys offense were selected to play in the Pro Bowl: RB Emmitt Smith, TE Jay Novacek, QB Troy Aikman, WR Michael Irvin, G Nate Newton and C Mark Stepnoski. The six players establish a Dallas Cowboys' record for most offensive players selected to the Pro Bowl.

CLUB RECORD FOR VICTORIES/SMITH EARNS SECOND RUSHING TITLE – On Dec. 27, Dallas defeated Chicago by a 17-14 score at Texas Stadium. The victory was the 13th of the year for Dallas, establishing a new club record for victories in a season. Emmitt Smith finished the season with 1,713 rushing yards, enabling Smith to become the first player to win back-to-back NFL rushing titles since Eric Dickerson (1983-84).

ROAD ATTENDANCE RECORD SET – The Cowboys set a new team record for road attendance by averaging 72,523 fans-per-road game in 1992. The team also played before a sold-out stadium in all 16 regular season games for the first time since the 1981 season.



SIXTH NFC TITLE – On January 17, 1993, the Cowboys defeated the San Francisco 49ers by a 30-20 score at Candlestick Park. The victory sends Dallas to Super Bowl XXVII in Pasadena, marking the Cowboys first NFC title, and Super Bowl trip, since 1978.

THIRD WORLD CHAMPIONSHIP – While making an NFL record sixth Super Bowl appearance, the Cowboys defeated Buffalo 52-17 in Super Bowl XXVII at the Rose Bowl in Pasadena on Jan. 31, 1993. The victory enabled the Cowboys to become the only franchise in NFL history to win more than one Super Bowl under two different ownerships. The Super Bowl crowd of 98,374 was the largest crowd to ever witness a Dallas Cowboys game. The game was also witnessed by 133.4 million television viewers, making Super Bowl XXVII the most watched event in television history.

1993

WHITE HOUSE VISIT – The Super Bowl Champion Dallas Cowboys became the first athletic team to visit the White House under the Clinton administration. The Cowboys team visit to the White House was the first in club history. (March 5).

LANDRY HONORED – Former Head Coach Tom Landry, who led Dallas to two Super Bowl wins and five NFC titles in his 29 years at the Cowboys helm, became the eighth member of the Ring of Honor during halftime ceremonies of the Cowboys-New York Giants game on Nov. 7.

RECORD NUMBER OF PRO BOWL SELECTIONS – An NFL-record 11 Dallas players were selected to the Pro Bowl, including a club-record eight offensive selections (seven Pro Bowl starters).

FIFTEENTH DIVISION CHAMPIONSHIP – In the final game of the regular season, the Cowboys defeat the New York Giants 16-13 in overtime at Giants Stadium to claim their 15th division crown and their second consecutive NFC East title (Jan. 2).

SMITH EARNS THIRD RUSHING TITLE – Emmitt Smith finishes the season with 1,486 yards to earn his third straight NFL rushing crown. He becomes just the fourth man in NFL history to win three consecutive rushing titles.

SEVENTH NFC TITLE – Dallas defeats San Francisco 38-21 in the NFC Championship Game at Texas Stadium. The victory gives the Cowboys an NFL-record seventh conference championship in the first conference title game to be played at Texas Stadium since Jan. 1, 1978 (a 23-6 win over Minnesota).

FOURTH WORLD CHAMPIONSHIP – Dallas becomes one of just three NFL teams to win four Super Bowls by defeating Buffalo (30-13) in Super Bowl XXVIII. The game, played at the Georgia Dome in Atlanta, featured two rushing touchdowns by Super Bowl MVP Emmitt Smith. Dallas raised its NFL record number of Super Bowl appearances to seven (one fourth of all the Super Bowl games played).

1994

SWITZER NAMED HEAD COACH – Barry Switzer is named the new head coach of the Dallas Cowboys – and the third head coach in team history – on March 30. Switzer replaces Jimmy Johnson, who stepped down as the Cowboys' head coach the previous day.

DORSETT AND WHITE ENTER HALL OF FAME – Tony Dorsett, the Cowboys all-time leading rusher in his 11-year career with the Cowboys from 1977-87, and Randy White, a nine-time Pro Bowl defensive tackle in his 14-year career with the Cowboys from 1975-78, are both inducted into the Pro Football Hall of Fame in their first year of eligibility. Enshrined on July 30 at Canton, Ohio, both men join former Dallas players Bob Lilly and Roger Staubach as well as Tom Landry and Tex Schramm in the Hall of Fame.

NFL RECORD CROWD IN MEXICO CITY – The Cowboys travel to Mexico City to play the Houston Oilers in a preseason game in front of 112,376 fans, the largest crowd to ever witness an NFL game (Aug. 15).

DORSETT AND WHITE HONORED – Former All-Pro, running back Tony Dorsett and defensive tackle Randy White, became the ninth and tenth members of the Ring of Honor. They were honored during ceremonies at halftime of the Arizona Cardinals game on Oct. 9.

SIXTEENTH DIVISION CHAMPIONSHIP – The Cowboys clinched the NFC Eastern Division Crown in the first week of December with a 31-19 victory over the Eagles in Philadelphia (Dec. 4).

RECORD NUMBER OF PRO BOWL SELECTIONS – AGAIN – For the second straight year, the Cowboys send 11 players to the Pro Bowl, tying the NFL record that Dallas established in 1993.

NFL RECORD FOR TITLE GAME APPEARANCES – While making an NFL record 13th NFC Championship Game appearance, the Cowboys become the only team in NFL history to advance to at least two championship games in every decade of the team's existence. Dallas fell short of its third straight Super Bowl with a 38-28 loss to the San Francisco 49ers at Candlestick Park on Jan. 15, 1995.



1995

SEVENTEENTH DIVISION CHAMPIONSHIP – On Dec. 24, Dallas wrapped up its fourth straight NFC Eastern Division title – a feat that no other NFC East team has accomplished other than the Cowboys teams from 1976 to 1979.

SMITH WINS FOURTH RUSHING CROWN – Emmitt Smith closes the season with a team-record 1,773 rushing yards and an NFL record 25 touchdowns. Smith led the NFL in rushing for the fourth time in five years, becoming just the fifth player in NFL history to win at least four rushing titles.

TEN PRO BOWLERS SELECTED – Ten Cowboys are selected to the NFC Pro Bowl squad. Since 1993, Dallas has earned 32 Pro Bowl selections – the most ever by one team over a three year period of time.

EIGHTH NFC TITLE – The Cowboys win an NFL record eighth conference championship game by defeating the Green Bay Packers 38-27 at Texas Stadium on Jan. 14, 1996. The victory marked the Cowboys third NFC title in four years.

THREE SUPER BOWL TITLES IN FOUR YEARS – Dallas becomes the first team in NFL history to win three Super Bowls in a four year period by defeating the Pittsburgh Steelers 27-17 in Super Bowl XXX at Sun Devil Stadium in Tempe, AZ. The game, played on Jan. 28, 1996, is witnessed by 138.4 million television viewers, making Super Bowl XXX the most watched event in television history. The victory enables Dallas to earn its fifth Super Bowl title – joining the San Francisco 49ers as the only NFL franchises to win five Super Bowls. The Cowboys have now appeared in an NFL record eight Super Bowls – three more than any other team.

1996

SMITH PASSES 10,000 YARDS – On a six-yard dash up the middle against Washington on Thanksgiving Day, Emmitt Smith became the 12th player in NFL history to rush for 10,000 yards. Smith's feat highlighted a 21-10 win over the Redskins at Texas Stadium on Nov. 28.

NINE PRO BOWLERS SELECTED – A NFL-high nine players are selected to the NFC Pro Bowl squad, the fourth straight year Dallas has led the NFL in Pro Bowl selections. Over the past four seasons, Dallas has sent 41 players to Hawaii, the most ever in the NFL in a four-year period. The next highest total was posted by the 1971-74 Miami Dolphins with 38.

EIGHTEENTH DIVISION CHAMPIONSHIP – On Dec. 15, Dallas wrapped up its fifth straight NFC Eastern Division title – a feat never before achieved in the NFC East – and the eighteenth division title in team history with a 12-6 win over New England at Texas Stadium. The Carolina Panthers eliminated the Cowboys from the playoffs in a divisional playoff loss at Carolina.

1997

IRVIN TOPS 10,000 YARDS – On a 14-yard touchdown reception at Washington on Oct. 13, Michael Irvin became the 14th player in NFL history to record over 10,000 yards receiving.

PLAYOFF STREAK SNAPPED – The Cowboys close the 1997 season with a 6-10 record, marking the team's first non-playoff season since 1990.

1998

GAILEY NAMED HEAD COACH – Jerry Jones named Chan Gailey as the fourth head coach in the history of the Dallas Cowboys franchise on Feb. 12. Gailey, who had previously served as the Pittsburgh Steelers offensive coordinator, replaced Barry Switzer, who resigned from his position on January 9th.

TRAINING CAMP OPENS IN WICHITA FALLS – The Cowboys open training camp at Midwestern State University in Wichita Falls, Texas on July 15. Attendance figures for the four-week camp exceed 100,000.

SANDERS SETS RETURN MARK – On Sept. 21, Deion Sanders returned a punt 59 yards for a touchdown in the first half at the New York Giants and then ran back an interception 71 yards for a score in the fourth quarter. It was the first time in club history that one player had scored two touchdowns on returns of any kind in the same game.

SMITH BECOMES CLUB'S ALL-TIME RUSHER – With 163 yards on 29 carries in a 16-6 win over the New York Giants on Nov. 8, Emmitt Smith becomes the Dallas Cowboys all-time leading rusher. Smith's performance pushes him past Tony Dorsett (12,036) and into the Cowboys top spot.



NINETEENTH DIVISION CHAMPIONSHIP – After a one-year absence from postseason play, the Cowboys clinch their sixth NFC Eastern Division title in the last seven years with a 13-9 win over Philadelphia at Texas Stadium on Dec. 20. The 1998 division crown is the 19th division championship (15th NFC East title) in the club's 39-year history.

SMITH BECOMES NFL'S ALL-TIME RUSHING TOUCHDOWN LEADER – After scoring a first-half touchdown on a one-yard run against the Redskins at Texas Stadium, Emmitt Smith becomes the NFL's all-time leader in rushing touchdowns, moving ahead of Marcus Allen (123). Smith later added a 26-yard TD run to bring his record total to 125 rushing touchdowns by season's end.

COWBOYS POST 10 WINS AND SWEEP NFC EAST – The Cowboys closed the year with a 23-7 victory over Washington and a 10-6 record, marking the 23rd season in which Dallas recorded at least 10 wins – a NFL record. The win over the Redskins also enabled Dallas to become the first team in the history of the NFC East to post an 8-0 record in division play.

COWBOYS EXTEND NFL-RECORD WITH 25TH PLAYOFF APPEARANCE – The Cowboys extended their NFL record for postseason appearances to 25 with a 20-7 loss to Arizona in a NFC Wild Card Playoff Game at Texas Stadium on Jan. 2, 1999.

1999

COWBOYS COMEBACK – The Cowboys overcome a 21 point fourth quarter deficit and pull out an overtime win over the Washington Redskins in the season opener on Sept. 12. After the team scored 21 points in the fourth quarter to tie the game – tying the largest deficit overcome to win a game – Troy Aikman connected with Raghib Ismail on a 76-yard bomb in overtime to provide the final margin of victory.

IRVIN RECORDS FINAL CATCH – On Oct. 10 at Veterans Stadium in Philadelphia, wide receiver Michael Irvin went across the middle and hauled in an eight-yard reception for the 750th catch of his career. The catch would be the last of his career as he suffered neck and back injuries on the play and was never able to return to the playing field. Irvin finished his career tied for 10th on the NFL's all-time reception list and was ninth all-time in receiving yards.

SELLOUT STREAK ENDS – The Dallas Cowboys NFL-record of consecutive games in front of sold out stadiums comes to an end on Dec. 24, 1999 in a Christmas Eve game against the New Orleans Saints in the Louisiana Superdome. The streak, which included home and away games, came to a halt after 160 games. It began on December 23, 1990 at Philadelphia's Veterans Stadium and included 79 straight sell-outs at Texas Stadium (including playoffs) and 81 straight sell-outs on the road (including playoffs).

AIKMAN NFL'S WINNINGEST QUARTERBACK – With eight wins in 1999, Troy Aikman became the winningest starting quarterback of any decade in NFL history with 90 wins in the 1990s. He broke the mark of 86 wins set by Joe Montana in the 1980s.

TEAM OF THE 90'S – The Cowboys close the century as the NFL's most successful team in the decade of the 1990s. From 1990 to 1999, Dallas qualified for the playoffs eight times, won six division titles, made four trips to the conference championship game and won three Super Bowls.

SMITH BECOMES NFL'S ALL-TIME LEADING POSTSEASON RUSHER – Emmitt Smith ran for 99 yards in a 27-10 loss at Minnesota in an NFC Wild Card Playoff Game on Jan. 9, 1999. The total gave Smith the NFL record with 1,586 career postseason rushing yards, moving him past Franco Harris (1,556).

2000

CAMPO NAMED HEAD COACH – Jerry Jones named Cowboys defensive coordinator Dave Campo as the fifth head coach in franchise history on Jan. 26. Campo spent the previous 11 seasons as an assistant coach in Dallas and was the defensive coordinator for the 1995 team that won Super Bowl XXX. He replaced Chan Gailey, who was fired on Jan. 11.

TOM LANDRY DIES – After a long battle with leukemia, Tom Landry died on Feb. 12 at the age of 75.

SMITH ECLIPSES 15,000 YARDS – With 150 yards rushing against Washington on Dec. 10, running back Emmitt Smith became just the third player in NFL history to rush for over 15,000 career yards, joining Walter Payton and Barry Sanders. Smith's effort also pushed him past the 1,000-yard mark for the season, marking the 10th consecutive season he has done so. Barry Sanders is the only other player to have accomplished this feat.



2001

AIKMAN RETIRES – At a press conference at Texas Stadium on April 9, quarterback Troy Aikman announced his retirement after 12 seasons with the Cowboys. Aikman departed holding or tied for 47 separate club passing records.

HAYES HONORED – Former All-Pro wide receiver Bob Hayes, the "World's Fastest Human," became the 11th member of the Ring of Honor. He was inducted during a ceremony at halftime of the San Diego game on Sept. 23.

2002

SMITH BECOMES NFL'S ALL-TIME LEADING RUSHER – On second-and-seven from the Dallas 30-yard line with 9:28 remaining in the fourth quarter against Seattle at Texas Stadium on Oct. 27, Emmitt Smith burst up the middle on an 11-yard run to become the NFL's all-time leading rusher. With that carry, he moved past Walter Payton's mark of 16,726 career rushing yards. Smith finished the day with 109 yards on 24 carries. By season's end, he had extended the record to 17,162 career rushing yards.

2003

PARCELLS BECOMES SIXTH COACH IN CLUB HISTORY – On Jan. 2, Bill Parcells was named the sixth head coach in club history, replacing Dave Campo who was fired on December 30. In 15 seasons as a head coach with the New York Giants, the New England Patriots and the New York Jets, Parcells has posted a 149-106-1 record, including victories in Super Bowls XXI and XXV with the Giants and an appearance in Super Bowl XXXI with the Patriots. His 149 career wins place him 13th in NFL history.

EMMITT SMITH RELEASED – On Feb. 27, Emmitt Smith was released after 13 seasons with the club. He departs as the NFL's all-time leading rusher and holds or is tied for 62 club records. On March 27, Smith signed a two-year contract with the Arizona Cardinals.

TEX SCHRAMM DIES – One of the founding fathers of the Dallas Cowboys, Tex Schramm died on July 15 at the age of 83.

SCHRAMM HONORED – The first president and general manager of the club, Tex Schramm became the 12th member of the Ring of Honor. He was a driving force in turning a 1960 expansion team into one of the most popular and successful sports franchises in the world. Schramm was honored during a halftime ceremony of the Philadelphia game on Oct. 12.

COWBOYS POST 10 WINS AND RETURN TO THE PLAYOFFS – The Cowboys topped the N.Y. Giants on Dec. 21 to record their 10th win of the season and secure a wild card berth in the playoffs. It was the club's 27th postseason appearance, extending their NFL record. It was also the 24th season in franchise history that the club had posted at least 10 wins, also a league record.

Consecutive Winning Seasons

LONGEST WINNING STREAKS OF ALL-TIME

1. New York Yankees (1926-1964)39
2. Montreal Canadiens (1951/52-1982/83).....32
3. Boston Bruins (1967/68-1995/96)29
4. DALLAS COWBOYS (1966-1985)20
5. Utah Jazz (1985/86-current).....19
6. Baltimore Orioles (1968-1985)18
7. Chicago White Sox (1951-1967)17
8. Chicago Black Hawks (1960/61-1975/76)16
- Los Angeles Raiders (1965-1980)16
- Boston Red Sox (1967-1982)16
- Philadelphia Flyers (1972/73-1987/88)16
- Los Angeles Lakers (1976/77-1991/92)16
- San Francisco 49ers (1983-1998).....16

Cowboys Attendance Records

The Cowboys played in the Cotton Bowl (capacity 72,132 in 1970) from 1960 until Texas Stadium was opened on Oct. 24, 1971 against New England. In 1995 seats were removed from Texas Stadium to make room for 118 Crown Suites.

TOTAL ATTENDANCE

Year	Home Games (No.)	Avg.	Percent Change	Road Games (No.)	Pre-Season Games (No.)	Post-Season Games (No.)	Grand Total
1960	128,500 (6)	21,417	—	214,820 (6)	120,284 (6)	—	463,604
1961	172,000 (7)	24,571	+33.9%	251,443 (7)	97,584 (5)	—	521,027
1962	152,446 (7)	21,778	-11.4%	278,807 (7)	178,683 (5)	—	609,936
1963	188,727 (7)	26,961	+23.8%	280,062 (7)	214,290 (5)	—	683,079
1964	268,661 (7)	38,380	+42.3%	356,339 (7)	207,751 (5)	—	832,751
1965	388,912 (7)	55,559	+44.8%	366,390 (7)	199,395 (5)	65,569 (1)	1,020,266
1966	473,373 (7)	67,625	+21.7%	408,899 (7)	238,186 (5)	75,504 (1)	1,195,952
1967	460,476 (7)	65,782	-2.7%	402,843 (7)	278,511 (5)	121,647 (2)	1,263,477
1968	470,110 (7)	67,158	+2.1%	401,626 (7)	300,909 (6)	104,458 (2)	1,277,103
1969	443,352 (7)	63,336	-5.7%	434,477 (7)	384,095 (6)	100,472 (2)	1,362,396
1970	411,531 (7)	58,790	-7.2%	398,377 (7)	347,327 (6)	212,847 (3)	1,370,082
1971	466,220 (7)	66,603	+13.3%	416,043 (7)	375,250 (6)	195,716 (3)	1,454,229
1972	446,990 (7)	63,856	-4.1%	391,852 (7)	474,273 (7)	114,343 (2)	1,427,458
1973	433,030 (7)	61,861	-3.1%	423,177 (7)	355,994 (6)	128,815 (2)	1,341,016
1974	373,435 (7)	53,348	-13.8%	378,233 (7)	284,620 (6)	—	1,036,288
1975	402,294 (7)	57,471	+7.7%	404,073 (7)	273,567 (6)	211,095 (3)	1,291,029
1976	412,698 (7)	58,957	+2.6%	414,867 (7)	320,564 (6)	62,436 (1)	1,210,565
1977	432,885 (7)	61,840	+5.0%	398,486 (7)	329,549 (6)	201,288 (3)	1,362,208
1978	498,865 (8)	62,358	+0.9%	484,905 (8)	260,344 (4)	206,464 (3)	1,450,578
1979	508,965 (8)	63,621	+0.2%	488,432 (8)	268,989 (5)	64,792 (1)	1,331,178
1980	477,378 (8)	59,672	-6.2%	492,828 (8)	244,612 (4)	195,251 (3)	1,410,069
1981	511,541 (8)	63,943	+7.2%	502,392 (8)	243,849 (4)	125,373 (2)	1,383,155
1982	269,981 (5)	53,996	-15.6%	217,153 (4)	208,057 (4)	184,059 (3)	879,250
1983	505,793 (8)	63,224	+17.1%	481,230 (8)	217,621 (4)	43,521 (1)	1,248,165
1984	479,733 (8)	59,967	-5.2%	523,951 (8)	203,646 (4)	—	1,207,330
1985	478,958 (8)	59,870	-0.2%	489,913 (8)	193,795 (4)	66,351 (1)	1,229,017
1986	469,806 (8)	58,726	-1.9%	518,627 (8)	299,134 (5)	—	1,287,567
1987	344,406 (7)	49,201	-16.2%	416,141 (8)	199,327 (4)	—	959,874
1988	393,129 (8)	49,141	-0.1%	528,529 (8)	177,080 (4)	—	1,098,738
1989	418,346 (8)	52,293	+6.4%	490,586 (8)	215,219 (4)	—	1,124,151
1990	475,432 (8)	59,429	+13.7%	483,944 (8)	173,716 (4)	—	1,133,092
1991	501,901 (8)	62,738	+5.6%	537,101 (8)	219,022 (4)	140,884 (2)	1,398,908
1992	506,758 (8)	63,345	+1.0%	580,181 (8)	284,898 (5)	227,015 (3)	1,598,852
1993	510,068 (8)	63,759	+0.7%	533,380 (8)	283,409 (5)	202,509 (3)	1,529,366
1994	516,628 (8)	64,579	+1.3%	512,896 (8)	354,574 (5)	133,870 (2)	1,517,968
1995	518,167 (8)	64,771	+0.3%	518,468 (8)	305,545 (5)	205,853 (3)	1,548,033
1996	513,794 (8)	64,224	-0.8%	556,875 (8)	264,937 (5)	137,490 (2)	1,473,096
1997	511,767 (8)	63,971	-0.4%	541,187 (8)	240,871 (4)	—	1,293,825
1998	510,438 (8)	63,805	-0.3%	564,224 (8)	354,816 (5)	62,969 (1)	1,492,447
1999	513,295 (8)	64,162	+0.6%	523,375 (8)	232,646 (5)	64,056 (1)	1,333,372
2000	504,360 (8)	63,045	-1.7%	571,110 (8)	299,340 (5)	—	1,364,810
2001	505,501 (8)	63,187	+0.1%	550,712 (8)	261,647 (5)	—	1,317,860
2002	504,717 (8)	63,089	-0.1%	542,694 (8)	246,211 (4)	—	1,293,622
2003	511,244 (8)	63,903	+1.3%	560,476 (8)	195,073 (4)	73,014 (1)	1,339,787
Total	18,986,591(329)	57,170	—	19,832,114(329)	11,419,210(217)	3,728,661(54)	53,966,576

LARGEST CROWDS

HOME

Regular Season

80,259 vs. Cleveland, Nov. 24, 1966

79,965 vs. St. Louis, Dec. 4, 1966

*66,689 vs. N.Y. Jets, Dec. 4, 1971

†65,180 vs. San Francisco, Nov. 12, 1995

Postseason

75,504 vs. Green Bay, Jan. 1, 1967

*66,311 vs. San Francisco, Jan. 2, 1972

†65,135 vs. Green Bay, Jan. 14, 1996

Preseason

78,807 vs. Green Bay, Aug. 28, 1967

*65,405 vs. Houston, Aug. 5, 1972

†63,923 vs. Denver, Aug. 21, 1994

*Texas Stadium record

†Texas Stadium record after 1985 improvements

AWAY

Regular Season

91,505 @ L.A. Raiders, Oct. 25, 1992

85,112 @ Washington, Dec. 2, 2001

84,850 @ Cleveland, Nov. 2, 1969

Postseason

84,483 @ L.A. Rams, Jan. 4, 1976

Preseason

87,381 @ L.A. Rams, Aug. 8, 1969

NEUTRAL

Postseason

98,374 vs. Buffalo @ Pasadena, Jan. 31, 1993

Preseason

112,376 vs. Houston @ Mexico City, Aug. 15, 1994

106,424 vs. N. Eng. @ Mexico City, Aug. 17, 1998

SMALLEST CROWDS

HOME

†10,000 — vs. San Francisco, Nov. 20, 1960

12,692 — vs. Chicago, Nov. 18, 1962

AWAY

4,954 — vs. Minnesota, Aug. 5, 1961 in Sioux Falls, S.D.

12,370 — @ N.Y. Jets, Oct. 4, 1987

†Estimated; no turnstiles in Cotton Bowl in 1960 and 1961

SELLOUT STREAKS

Longest home sellout streak — 112 straight games (began 9/9/91 vs. Washington, still active) regular season and playoffs

Last home non-sellout (regular season and playoffs) — 12/16/90 vs. Phoenix (112 straight)

Longest road sellout streak — 81 straight games (began 12/23/90 @ Philadelphia, ended 12/24/99 @ New Orleans) regular season and playoffs

Last road non-sellout (regular season and playoffs) — 10/20/02 @ Arizona (13 straight)

Longest sellout streak (home and away — regular season and playoffs) — 160 straight games (began 12/16/90 vs. Phoenix, ended 12/24/99 @ New Orleans)

Last non-sellout (regular season and playoffs) — 10/20/02 @ Arizona (26 straight)



Cowboys During the Week

The Dallas Cowboys have a tradition of showing up on the football schedule just about any day of the week. Besides the annual Thanksgiving Day games, the Cowboys have also played on Christmas Day. Besides Sundays, the Cowboys have shown up on Thursdays, Fridays, Saturdays and Mondays. When it comes to prime time, the Cowboys are also front and center on Sunday and Monday nights.

(All Games Regular Season Only Unless Indicated)

Thanksgiving Day Games (22-13-1)

Since 1966, the Cowboys have been a fixture on Thanksgiving Day, having hosted the annual contest for 37 of the last 39 years. In 1975 and 1977, the St. Louis Cardinals played host to the game in place of Dallas. In 1978, the game returned to Dallas for good. The Cowboys have posted a 22-13-1 record in the holiday classic and a 23-13 mark the following week. Here are the Cowboys annual Thanksgiving Day results:

Date	Result	Win/Loss	TV
11/24/66	DALLAS 26, Cleveland 14	Win	CBS
11/23/67	DALLAS 46, St. Louis 21	Win	KRLD
11/28/68	DALLAS 29, Washington 20	Win	CBS
11/27/69	DALLAS 24, San Francisco 24	Tie	CBS
11/26/70	DALLAS 16, Green Bay 3	Win	CBS
11/25/71	DALLAS 28, Los Angeles 21	Win	CBS
11/23/72	San Francisco 31, DALLAS 10	Loss	CBS
11/22/73	Miami 14, DALLAS 7	Loss	
11/28/74	DALLAS 24, Washington 23	Win	CBS
11/25/76	DALLAS 19, St. Louis 14	Win	CBS
11/23/78	DALLAS 37, Washington 10	Win	
11/22/79	Houston 30, DALLAS 24	Loss	
11/27/80	DALLAS 51, Seattle 7	Win	NBC
11/26/81	DALLAS 10, Chicago 9	Win	CBS
11/25/82	DALLAS 31, Cleveland 14	Win	NBC
11/24/83	DALLAS 35, St. Louis 17	Win	CBS
11/22/84	DALLAS 20, New England 17	Win	NBC
11/28/85	DALLAS 35, St. Louis 17	Win	CBS
11/27/86	Seattle 31, DALLAS 14	Loss	NBC
11/26/87	Minnesota 44, DALLAS 38	Loss	CBS
11/24/88	Houston 25, DALLAS 17	Loss	NBC
11/23/89	Philadelphia 27, DALLAS 0	Loss	CBS
11/22/90	DALLAS 27, Washington 17	Win	CBS
11/28/91	DALLAS 20, Pittsburgh 10	Win	NBC
11/26/92	DALLAS 30, N.Y. Giants 3	Win	CBS
11/25/93	Miami 16, DALLAS 14	Loss	NBC
11/24/94	DALLAS 42, Green Bay 31	Win	FOX
11/23/95	DALLAS 24, Kansas City 12	Win	NBC
11/28/96	DALLAS 21, Washington 10	Win	FOX
11/27/97	Tennessee 27, DALLAS 14	Loss	NBC
11/26/98	Minnesota 46, DALLAS 36	Loss	FOX
11/25/99	DALLAS 20, Miami 0	Win	CBS
11/23/00	Minnesota 27, DALLAS 15	Loss	FOX
11/22/01	Denver 26, DALLAS 24	Loss	CBS
11/28/02	DALLAS 27, Washington 20	Win	FOX
11/27/03	Miami 40, DALLAS 21	Loss	CBS

Christmas Day Games (2-1)

The Cowboys have played three times on Christmas Day, twice in the regular season and once in the postseason. Here are the Cowboys Christmas day results:

Date	Result	Win/Loss	TV
12/25/71*	Dallas 20, MINNESOTA 12	Win	
12/25/95	Dallas 37, ARIZONA 13	Win	ABC
12/25/00	TENNESSEE 31, Dallas 0	Loss	ABC

*postseason game

Thursday Games (0-1)

Date	Result	Win/Loss	TV
10/26/78	Minnesota 21, DALLAS 10	Loss	ABC

Friday Games (0-2)

Date	Result	Win/Loss	TV
10/30/60	Philadelphia 27, DALLAS 25	Loss	
12/24/99	NEW ORLEANS 31, Dallas 24	Loss	FOX

Saturday Games (9-11)

Date	Result	Win/Loss	TV
10/24/60	Pittsburgh 35, DALLAS 28	Loss	
10/14/63	St. Louis 34, DALLAS 7	Loss	
10/12/64	St. Louis 16, DALLAS 6	Loss	
12/11/65	DALLAS 27, St. Louis 13	Win	
12/16/67	SAN FRANCISCO 24, Dallas 16	Loss	CBS
12/13/69	DALLAS 27, Baltimore 10	Win	CBS
12/12/70	CLEVELAND 6, Dallas 2	Loss	CBS
12/4/71	DALLAS 52, N.Y. Jets 10	Win	NBC
12/18/71	DALLAS 31, St. Louis 12	Win	
12/7/74	DALLAS 41, Cleveland 17	Win	NBC
12/14/74	OAKLAND 27, Dallas 23	Loss	ABC
12/13/75	DALLAS 31, Washington 10	Win	CBS
12/8/79	Dallas 24, PHILADELPHIA 17	Win	CBS
12/19/81	N.Y. GIANTS 13, Dallas 10 (OT)	Loss	CBS
12/16/89	N.Y. GIANTS 15, Dallas 0	Loss	CBS
10/31/93	Dallas 23, PHILADELPHIA 10	Win	CBS
12/18/93	DALLAS 28, N.Y. Jets 7	Win	CBS
12/10/94	Cleveland 19, DALLAS 14	Loss	NBC
12/24/94	N.Y. GIANTS 15, Dallas 10	Loss	FOX
12/21/02	Philadelphia 27, DALLAS 3	Loss	ESPN

Sunday Night Games (10-11)

Date	Result	Win/Loss	TV
10/14/79	DALLAS 30, Los Angeles 6	Win	ABC
10/26/80	DALLAS 42, San Diego 31	Win	ABC
10/18/81	DALLAS 29, Los Angeles 17	Win	ABC
10/23/83	L.A. Raiders 40, DALLAS 38	Loss	ABC
10/21/84	DALLAS 30, New Orleans 27 (OT)	Win	ABC
10/6/85	Dallas 30, N.Y. GIANTS 29	Win	ABC
12/7/86	L.A. RAMS 29, Dallas 10	Loss	ABC
11/22/87	Miami 20, DALLAS 14	Loss	ESPN
11/13/88	Minnesota 43, DALLAS 3	Loss	ESPN
11/5/89	Dallas 13, Washington 3	Win	ESPN
11/11/90	San Francisco 24, DALLAS 6	Loss	ESPN
9/22/91	Dallas 17, PHOENIX 9	Win	TNT
10/19/93	Dallas 17, PHOENIX 10	Win	TNT
9/17/95	Dallas 23, MINNESOTA 17 (OT)	Win	TNT
9/7/97	ARIZONA 25, Dallas 22 (OT)	Loss	TNT
12/27/98	DALLAS 23, Washington 7	Win	ESPN
12/5/99	NEW ENGLAND 13, Dallas 6	Loss	ESPN
9/10/00	ARIZONA 32, Dallas 31	Loss	ESPN
9/30/01	PHILADELPHIA 40, Dallas 18	Loss	ESPN
9/8/02	HOUSTON 19, Dallas 10	Loss	ESPN
11/16/03	NEW ENGLAND 12, Dallas 0	Loss	ESPN

Monday Night Games (prior to the 1970 creation of ABC MNF) (1-2)

Date	Result	Win/Loss	TV
10/4/65	ST. LOUIS 20, Dallas 13	Loss	
10/28/68	Green Bay 28, DALLAS 17	Loss	CBS
10/27/69	DALLAS 25, New York 3	Win	CBS

Home team in CAPS



ABC Monday Night Football (36-26)

The Cowboys will be making their 63rd, 64th, and 65th appearance on ABC's Monday Night Football during the 2004 season. Only Miami, with 69 games entering this season, has appeared on the prime time telecast more. The Cowboys have posted a 36-26 record on Monday Night Football, including a 17-9 record at home and an 19-17 mark on the road. The 36 MNF wins is tied for the third-best total in league history behind Miami and San Francisco with 37 (Oakland also has 36 wins). The week after playing on MNF, the Cowboys are 28-24 (five times the Cowboys final game of the season was on a Monday night and five times they followed with a bye). Here are the Cowboys ABC Monday Night Football results:

Date	Result	Win/Loss	Date	Result	Win/Loss
11/16/70	St. Louis 38, DALLAS 0	Loss	11/2/87	DALLAS 33, N.Y. Giants 24	Win
10/11/71	DALLAS 20, N.Y. Giants 13	Win	12/21/87	Dallas 29, L.A. RAMS 21	Win
10/30/72	DALLAS 28, Detroit 24	Win	10/12/88	DALLAS 17, PHOENIX 14	Win
10/24/73	DALLAS 40, New Orleans 12	Win	10/3/88	NEW ORLEANS 20, Dallas 17	Loss
10/8/73	WASHINGTON 14, Dallas 7	Loss	10/9/91	Washington 33, DALLAS 31	Loss
10/23/74	PHILADELPHIA 13, Dallas 10	Loss	10/7/92	DALLAS 23, Washington 10	Win
10/6/75	Dallas 36, DETROIT 10	Loss	10/5/92	PHILADELPHIA 31, Dallas 7	Loss
11/10/75	Kansas City 34, DALLAS 31	Loss	12/21/92	Dallas 41, ATLANTA 17	Win
11/15/76	DALLAS 17, Buffalo 10	Win	10/6/93	WASHINGTON 35, Dallas 16	Loss
11/14/77	St. Louis 24, DALLAS 17	Loss	12/6/93	DALLAS 23, Philadelphia 17	Win
12/12/77	Dallas 42, SAN FRANCISCO 35	Win	10/19/94	Detroit 20, DALLAS 17 (OT)	Loss
10/4/78	DALLAS 38, Baltimore 0	Win	11/7/94	DALLAS 38, N.Y. Giants 10	Win
10/2/78	WASHINGTON 9, Dallas 5	Loss	12/19/94	Dallas 24, NEW ORLEANS 16	Win
10/24/79	CLEVELAND 26, Dallas 7	Win	10/4/95	Dallas 35, N.Y. GIANTS 0	Win
11/12/79	Philadelphia 31, DALLAS 21	Loss	11/6/95	Dallas 34, Philadelphia 12	Win
10/8/80	Dallas 17, WASHINGTON 3	Win	12/25/95	Dallas 37, ARIZONA 13	Win
12/15/80	LOS ANGELES 38, Dallas 14	Loss	10/2/96	CHICAGO 22, Dallas 6	Loss
10/21/81	DALLAS 35, NEW ENGLAND 21	Win	10/30/96	Dallas 23, PHILADELPHIA 19	Win
11/9/81	DALLAS 27, Buffalo 14	Win	11/18/96	DALLAS 21, Green Bay 7	Win
10/13/82	Pittsburgh 36, DALLAS 28	Loss	10/15/97	DALLAS 21, Philadelphia 20	Win
12/13/82	Dallas 37, HOUSTON 7	Win	10/13/97	WASHINGTON 21, Dallas 16	Loss
1/3/83	MINNESOTA 31, Dallas 27	Loss	12/8/97	Carolina 23, DALLAS 13	Loss
10/5/83	Dallas 31, WASHINGTON 30	Win	10/21/98	Dallas 31, N.Y. GIANTS 7	Win
12/19/83	SAN FRANCISCO 42, Dallas 17	Loss	11/2/98	Dallas 34, PHILADELPHIA 0	Win
10/3/84	Dallas 20, L.A. Rams 13	Win	10/20/99	DALLAS 24, Atlanta 7	Win
12/17/84	MIAMI 28, Dallas 21	Loss	10/18/99	N.Y. GIANTS 13, Dallas 10	Loss
10/9/85	DALLAS 44, Washington 14	Win	11/8/99	MINNESOTA 27, Dallas 17	Loss
11/4/85	ST. LOUIS 21, Dallas 10	Loss	10/18/00	Dallas 27, WASHINGTON 21	Win
10/8/86	DALLAS 31, N.Y. Giants 28	Win	12/25/00	TENNESSEE 31, Dallas 0	Loss
10/29/86	Dallas 31, ST. LOUIS 7	Win	10/15/01	DALLAS 9, Washington 7	Win
10/19/87	Washington 13, DALLAS 7	Loss	9/15/03	Dallas 35, N.Y. GIANTS 32 (OT)	Win

Cowboys Indoors (18-19)

The Dallas Cowboys played their first indoor football game Nov. 24, 1974 in the Houston Astrodome, posting a 10-0 win over the Oilers. Since that date, the Cowboys have gone 18-19 inside in the regular season. The club is 2-2 indoors in the postseason, with both wins coming in Super Bowls.

Dome Game Results

Atlanta Falcons (2-2)			New Orleans Saints (2-5)		
12/21/92	Dallas 41, ATLANTA 17	Win	9/19/76	Dallas 24, NEW ORLEANS 6	Win
11/21/93	ATLANTA 27, Dallas 14	Loss	10/3/88	NEW ORLEANS 20, Dallas 17	Loss
10/29/95	Dallas 28, ATLANTA 13	Win	9/10/89	NEW ORLEANS 28, Dallas 0	Loss
11/11/01	ATLANTA 20, Dallas 13	Loss	12/19/94	Dallas 24, NEW ORLEANS 16	Win
Detroit Lions (4-6)			12/6/98	NEW ORLEANS 22, Dallas 3	Loss
10/6/75	Dallas 36, DETROIT 10	Win	12/24/99	NEW ORLEANS 31, Dallas 24	Loss
11/15/81	DETROIT 27, Dallas 24	Loss	12/28/03	NEW ORLEANS 13, Dallas 7	Loss
9/15/85	DETROIT 26, Dallas 21	Loss	St. Louis Rams (1-0)		
9/14/86	Dallas 31, Detroit 7	Win	9/29/02	Dallas 13, ST. LOUIS 10	Win
11/8/87	DETROIT 27, Dallas 17	Loss	Seattle Seahawks (2-0)		
10/27/91	DETROIT 34, Dallas 10	Loss	10/3/76	Dallas 28, SEATTLE 13	Win
11/8/92	Dallas 37, DETROIT 3	Win	12/4/83	Dallas 35, SEATTLE 10	Win
1/6/02	DETROIT 15, Dallas 10	Loss	Tennessee Titans (3-1)		
11/3/02	DETROIT 9, Dallas 7	Loss	11/24/74	Dallas 10, HOUSTON 0	Win
10/19/03	Dallas 38, DETROIT 7	Win	12/13/82	Dallas 37, HOUSTON 7	Win
Houston Texans (0-1)			9/29/85	Dallas 17, HOUSTON 10	Win
8/8/02	HOUSTON 19, Dallas 10	Loss	11/10/91	HOUSTON 26, Dallas 23 (OT)	Loss
Indianapolis Colts (1-2)			Postseason		
10/10/93	Dallas 27, Indianapolis 3	Win	1/15/78	Dallas 27, Denver 10	Win
10/31/99	INDIANAPOLIS 34, Dallas 24	Loss	NFC Divisional Playoffs		
11/17/02	INDIANAPOLIS 20, Dallas 3	Loss	1/5/92	DETROIT 38, Dallas 6	Loss
Minnesota Vikings (3-2)			Super Bowl XXVIII - Atlanta, Georgia Dome		
1/3/83	MINNESOTA 31, Dallas 27	Loss	1/30/94	Dallas 30, Buffalo 13	Win
10/2/83	Dallas 37, MINNESOTA 24	Win	NFC Wild Card Game		
12/12/93	Dallas 37, MINNESOTA 20	Win	1/9/00	MINNESOTA 27, Dallas 10	Loss
9/17/95	Dallas 23, MINNESOTA 17 (OT)	Win			
11/8/99	MINNESOTA 27, Dallas 17	Loss			

Non-Traditional Playoff Games

The Cowboys have participated in a number of playoff games on days other than Sunday. Here are those results.

Date	Day	Result	Win/LossTV	Date	Day	Result	Win/LossTV
12/21/68	Sat.	CLEVELAND 31, Dallas 20	Loss	1/22/83	Sat.	WASHINGTON 31, Dallas 17	Loss CBS
12/28/69	Fri.	CLEVELAND 38, Dallas 14	Loss CBS	12/26/83	Mon.	L.A. Rams 24, DALLAS 17	Loss CBS
12/25/71	Sat.	Dallas 20, MINNESOTA 12	Win CBS	1/4/86	Sat.	L.A. Rams 20, Dallas 0	Loss CBS
12/23/72	Sat.	Dallas 30, SAN FRAN. 28	Win CBS	12/28/86	Sat.	DALLAS 40, Minnesota 15	Win ABC
12/26/77	Mon.	DALLAS 37, Chicago 7	Win CBS	1/2/99	Sat.	Arizona 20, DALLAS 7	Loss ABC
12/30/78	Sat.	DALLAS 27, Atlanta 20	Win CBS	1/29/04	Sat.	CAROLINA 29, Dallas 10	Loss ABC
1/2/82	Sat.	DALLAS 38, Tampa Bay 0	Win CBS				



COWBOYS OVERTIME GAMES


The Cowboys have played in 22 regular season overtime games with a record of 12-10 since the NFL adopted the extra session in 1974.

	Score by Quarters						Total	Winning Score
	1	2	3	4	OT	—		
Sept. 28, 1975 at Texas Stadium	1	2	3	4	OT	—	Total	Winning Score
*St. Louis	0	3	14	14	0	—	31	DuFree 3 pass from Staubach at 7:07
DALLAS	0	7	21	3	6	—	37	
Nov. 2, 1975 at RFK Stadium								
*DALLAS	0	17	0	7	0	—	24	
Washington	3	7	7	7	6	—	30	Kilmer 1 run at 8:26
Sept. 18, 1977 at Metropolitan Stadium								
DALLAS	0	3	0	7	6	—	16	Staubach 4 run at 8:46
*Minnesota	7	0	0	3	0	—	10	
Oct. 15, 1978 at Busch Stadium								
*DALLAS	0	7	14	0	3	—	24	FG Septien 47 at 11:32
St. Louis	7	7	0	7	0	—	21	
Dec. 19, 1981 at Giants Stadium								
*DALLAS	0	0	0	10	0	—	10	
N.Y. Giants	0	0	7	3	3	—	13	FG Danelo 35 at 8:41
Oct. 9, 1983 at Texas Stadium								
Tampa Bay	10	0	7	7	0	—	24	
*DALLAS	7	7	3	7	3	—	27	FG Septien 42 at 10:22
Oct. 21, 1984 at Texas Stadium								
New Orleans	0	17	10	0	0	—	27	
*DALLAS	3	0	3	21	3	—	30	FG Septien 41 at 11:18
Nov. 15, 1987 at Sullivan Stadium								
*DALLAS	7	7	0	3	6	—	23	Walker 60 run at 13:10
New England	0	7	0	10	0	—	17	
Nov. 26, 1987 at Texas Stadium								
*Minnesota	14	7	7	10	6	—	44	Nelson 24 run at 7:09
DALLAS	0	14	10	14	0	—	38	
Nov. 10, 1991 at The Astrodome								
DALLAS	10	3	3	7	0	—	23	
*Houston	0	10	3	10	3	—	26	FG Del Greco 23 at 0:29
Jan. 2, 1994 at Giants Stadium								
DALLAS	3	10	0	0	3	—	16	FG Murray 41 at 4:16
*N.Y. Giants	0	0	10	3	0	—	13	
Sept. 19, 1994 at Texas Stadium								
*Detroit	3	7	7	0	3	—	20	FG Hanson 44 at 0:27
DALLAS	7	0	3	7	0	—	17	
Sept. 17, 1995 at The Hubert H. Humphrey Metrodome								
*DALLAS	6	3	0	8	6	—	23	Smith 31 run at 12:34
Minnesota	3	7	0	7	0	—	17	
Nov. 10, 1996 at 3Com Park								
*DALLAS	0	7	0	10	3	—	20	FG Boniol 29 at 8:43
San Francisco	10	0	0	7	0	—	17	
Sept. 7, 1997 at Sun Devil Stadium								
*DALLAS	6	13	3	0	0	—	22	
Arizona	0	7	7	8	3	—	25	FG Butler 20 at 6:30
Sept. 12, 1999 at Redskins Stadium								
DALLAS	7	7	0	21	6	—	41	Ismail 76 pass from Aikman at 10:51
*Washington	3	10	22	0	0	—	35	
Oct. 1, 2000 at Ericsson Stadium								
*DALLAS	0	10	3	0	3	—	16	FG Seder 24 at 11:08
Carolina	0	10	0	3	0	—	13	
Oct. 29, 2000 at Texas Stadium								
*Jacksonville	0	17	0	0	6	—	23	Whitted 37 pass from Brunell at 11:16
DALLAS	7	0	3	7	0	—	17	
Nov. 5, 2000 at Veterans Stadium								
DALLAS	0	7	3	3	0	—	13	
*Philadelphia	0	0	0	13	3	—	16	FG Akers 32 at 7:05
Nov. 4, 2001 at Giants Stadium								
*DALLAS	10	14	0	0	0	—	24	
N.Y. Giants	0	7	7	10	3	—	27	FG Anderson 42 at 7:55
Oct. 20, 2002 at Sun Devil Stadium								
*DALLAS	0	0	6	0	0	—	6	
Arizona	3	3	0	0	3	—	9	FG Gramatica 40 at 3:10
Sept. 15, 2003 at Giants Stadium								
*DALLAS	7	13	6	6	3	—	35	FG Cundiff 25 at 5:56
N.Y. Giants	7	0	7	18	0	—	32	

*Won toss to begin overtime

**The
Sidelines**





Texas Stadium

The glittering showcase of Cowboys football is Texas Stadium, a state-of-the-art modern football facility built at a cost of \$35 million in 1971. The Cowboys opened their facility on Oct. 24, 1971 with a 44-21 victory over New England. Since then, the Cowboys have posted a 188-84 record (.691) overall, including a 16-5 (.762) mark in postseason, at home. Prior to moving to Texas Stadium the Cowboys spent the 1960-71 seasons at the Cotton Bowl, where they posted a 45-33-4 record, including a 2-2 mark in postseason.

Located in the Dallas suburb of Irving, Texas Stadium has a seating capacity of 65,529 and features two Daktronics color replay screens, 380 luxury suites, three sports bars, 52 concession stands, 40 specialty stands, 86 restrooms, 115 drinking fountains and 130 acres of parking. Texas Stadium's most unique feature is the partial roof which covers fans from inclement weather, but leaves the game outdoors. Texas Stadium also boasts the luxurious Stadium Club, one of Dallas' premier locations for private parties, banquets and convention gatherings.

The Corral, outside Gate 8, features food, beverage, entertainment and large screen television for fan hospitality before, during and after all Cowboys home games and special events.

Complete banquet, catering and special event services are available for private groups at Texas Stadium. Information on hosting an event can be obtained by calling 972-785-4000.

Tours of Texas Stadium are available hourly Monday through Saturday from 10:00 a.m. to 3:00 p.m., and Sundays, when no events are scheduled, from 11:00 a.m. to 3:00 p.m. Call 972-785-4780 for more information.

The Cowboys souvenir shop, The Pro Shop, is also open daily on the grounds outside the stadium at Gate 8.

Texas Stadium

2401 E. Airport Freeway ★ Irving, TX 75062
972-785-4000



Cowboys Summer Training Camp

Tentative 2004 Training Camp Schedule

Friday, July 30

Noon Jerry Jones/Bill Parcells
Opening Press Conference

Saturday, July 31

9:00 a.m.-11:00 a.m. Practice

3:00 p.m.-5:00 p.m. Practice

Sunday, August 1

9:00 a.m.-11:00 a.m. Practice

3:00 p.m.-5:00 p.m. Practice

Monday, August 2

9:00 a.m.-11:00 a.m. Practice

3:00 p.m.-5:00 p.m. Practice

Tuesday, August 3

9:00 a.m.-11:00 a.m. Practice

3:00 p.m.-5:00 p.m. Practice

Wednesday, August 4

9:00 a.m.-11:00 a.m. Practice

3:00 p.m.-5:00 p.m. Practice

Thursday, August 5

9:00 a.m.-11:00 a.m. Practice

3:00 p.m.-5:00 p.m. Practice

Friday, August 6

9:00 a.m.-11:00 a.m. Practice

3:00 p.m.-5:00 p.m. Practice

Saturday, August 7

9:00 a.m.-11:00 a.m. Practice

3:00 p.m.-5:00 p.m. Stand Up Scrimmage

Sunday, August 8

** PLAYERS OFF **

Monday, August 9

9:00 a.m.-11:00 a.m. Practice

3:00 p.m.-5:00 p.m. Practice

Tuesday, August 10

9:00 a.m.-11:00 a.m. Practice

3:00 p.m.-5:00 p.m. Practice

Wednesday, August 11

9:00 a.m.-11:00 a.m. Practice

3:00 p.m.-5:00 p.m. Practice

Thursday, August 12

2:00 p.m.-4:30 p.m. Practice

Friday, August 13

9:00 a.m.-11:00 a.m. Practice

Depart For Houston

Saturday, August 14

7:00 p.m. (CT) Kickoff at Houston

Sunday, August 15

** PLAYERS OFF **

Monday, August 16

2:00 p.m.-4:30 p.m. Practice

Tuesday, August 17

9:00 a.m.-11:00 a.m. Practice

3:00 p.m.-5:00 p.m. Practice

Wednesday, August 18

9:00 a.m.-11:00 a.m. Practice

3:00 p.m.-5:00 p.m. Practice

Thursday, August 19

2:00 p.m.-4:30 p.m. Practice

Friday, August 20

9:00 a.m.-11:00 a.m. Practice

*** BREAK CAMP ***

Depart For Oakland

Saturday, August 21

8:00 p.m. (CT) Kickoff at Oakland

Sunday, August 22

** PLAYERS OFF **

Return to Dallas



The Dallas Cowboys will open their 45th training camp on July 30 at the Marriott Residence Inn at River Ridge in Oxnard, Calif. The team returns to its California roots as it makes pre-season preparations for the 2004 season. This will mark the 29th year the Cowboys have held camp in California, but the first since 2001. The entire squad will open the 2004 training camp on Friday, July 30. The first practice session will take place on Saturday morning, July 31. Camp is set to break on Friday, Aug. 20.

One of the annual highlights for Dallas Cowboys fans is the opportunity to visit Dallas Cowboys Training Camp. It offers a rare opportunity for Cowboys' fans from all over the United States to get an "up close and personal look" at their favorite team with all practice sessions free and open to the public.

Training Camp History

June 3, 1960 – The newly formed Dallas Cowboys franchise announced that it will train at Pacific University in Forest Grove, Oregon. Rookies reported on July 9.

May 24, 1961 – Due to its proximity to their first exhibition game against Minnesota in Minneapolis, the Dallas Cowboys move training camp to St. Olaf College in Northfield, Minn. Camp opened on July 9.

June 8, 1962 – The Dallas Cowboys move their training camp site to the campus of Northern Michigan College on the shores of Lake Superior in Marquette, Mich. Rookies reported on July 13.

July 12, 1963 – Because the team played three of its first four preseason games on the west coast, the Dallas Cowboys moved training camp to California Lutheran College in Thousand Oaks, Calif. This camp, which was the first of 27 at CLC, opened on July 12.

Dec. 6, 1989 – For the first time in the 30-year history of the team, the Dallas Cowboys trained in Texas as the club announced its 1990 training camp would be held at St. Edward's University in Austin, Texas. This camp, the first of eight at St. Ed's, opened on July 22.

Feb. 17, 1998 – The Cowboys begin a four-year stay at Midwestern State University in Wichita Falls, Texas, with their 1998 camp. The first camp at Midwestern State University opened on July 16. In 2001, the Cowboys split camp between Midwestern State and the Residence Inn in Oxnard, Calif., spending two weeks at each location.

May 17, 2002 – The Cowboys continue their commitment to fans in the state of Texas by announcing the 2002 training camp will take place at the Alamodome in San Antonio, Texas. The camp, which ran for four weeks, opened on July 26. The Cowboys returned to the Alamodome again in 2003.

Oct. 24, 2003 – The Cowboys announce a return to California for training camp. For the 2004 season, the Cowboys will conduct their entire training camp in Oxnard, Calif. at the Residence Inn at River Ridge, using practice fields provided by The City of Oxnard. Camp is set to open on July 30.



Cowboys on the Web

www.dallascowboys.com

For breaking news, press releases, historical information, statistics and rosters, visit the official website of the Dallas Cowboys, www.dallascowboys.com. Updated daily, www.dallascowboys.com has the most extensive information on upcoming games, including video of weekly press conferences and audio of weekly conference calls. The Cowboys website is also a great place to find information on the players and coaches, order tickets for upcoming games and order merchandise from the Cowboys Pro Shop.



Cowboys on the Road

Hotel Headquarters on the Road

Home Games

DFW Airport Marriott(972) 929-8800

Houston, August 14

Renaissance Houston Hotel(713) 629-1200

Oakland, August 21

Fremont Marriott.....(510) 413-3700

Minnesota, September 12

Radisson Plaza Hotel.....(612) 339-4900

Washington, September 27

Capital Hilton(202) 393-1000

Green Bay, October 24

Radisson Paper Valley Hotel(920) 733-8000

Cincinnati, November 7

Hyatt Regency Cincinnati(513) 579-1234

Baltimore, November 21

Sheraton Baltimore North(410) 321-7400

Seattle, December 6

Marriott Waterfront(206) 443-5000

Philadelphia, December 19

Sofitel Philadelphia(215) 569-8300

New York Giants, January 2

Hilton Hasbrouck Heights.....(201) 288-6100

Official Dallas Cowboys Fan Club

Official Dallas Cowboys #1 Fan Club



Be a part of the exciting action of the Dallas Cowboys all year long. The Official Dallas Cowboys #1 Fan Club offers members exclusive premium items, discounts on special items throughout the year, the *Dallas Cowboys Official Weekly*, and more. Call for more information or to join: 972-556-9978 between 2-5 p.m. (central time) Monday-Friday.

When first introduced at Texas Stadium in 1972 as a new form of entertainment for football fans, little did the Dallas Cowboys know that their cheerleaders were the start of something special, something so special, in fact, it has grown to be an international phenomenon. They initially captivated the Cowboys fans with their unique blend of glamour and dance. Then came the television viewers and the motion picture audiences. Today, crowds across America and around the world instantly recognize the women wearing the traditional star-spangled blue and white uniform as an American icon...The Dallas Cowboys Cheerleaders.

The image and style of the Cowboys Cheerleaders has had an enormous influence on entertainment in sports, but while the Cowboys Cheerleaders have been imitated throughout the sports world, no one has been able to equal their stature.

The strength of their national popularity was evident during the 1970's when two made-for-TV movies about the Cowboys Cheerleaders drew top ratings. That popularity grew through the '80's and 90's with annual ESPN Swimsuit Specials, guest appearances on Saturday Night Live, the Today Show, Late Night with David Letterman and many other television shows. More recently, the Cheerleaders had a featured role in Robert Altman's film "Dr. T and the Women" starring Richard Gere, have appeared in several national television commercials and are regularly the subject of magazine and newspaper articles.

Besides being an integral part of Cowboys games at Texas Stadium, the Cheerleaders have an ongoing demand for performances at numerous festivals, sporting events and corporate conventions around the country. They have performed alongside celebrities as diverse as Creed, Jessica Simpson, Leann Rimes, Wayne Newton, Neal McCoy, Reba McEntire, Randy Travis, Shania Twain and Clint Black at nationally televised Texas Stadium spectaculars and on stages around the world.

The Cowboys Cheerleaders also donate their time to many charitable and civic causes. Every year the Cheerleaders visit hospitals, nursing homes and schools. They perform at telethons and other fund-raising events around the United States. And they bring their special brand of goodwill and appreciation to the men and women of the American military on USO/DoD Tours in places like Korea, Iraq, Cuba, Afghanistan, Panama, Italy, the Indian Ocean, Bosnia, Kosovo and the Persian Gulf.

The Cowboys Cheerleaders annual trips every Christmas and spring have become a special tradition. Since 1979 the Cheerleaders have visited and entertained hundreds of thousands of United States soldiers, sailors, airmen and Marines all over the world on 54 USO/DoD tours. In 1997 the squad received the first-ever "Spirit of Hope Award" from the USO in recognition of distinguished service to American troops stationed overseas, they were also honored to receive the USO's 50th Anniversary Award, and in 2002 were inducted into the Veteran of Foreign Wars Hall of Fame.



Kelli McGonagill Finglass
Director



Judy Trammell
Choreographer

2004 VETERANS

Laura Beke.....4 Yrs.	Shenythia Frazier3 Yrs.	Micaela Johnson.....2 Yrs.
Misty Eubanks.....4 Yrs.	Lisa Henslin3 Yrs.	Emily Kuchar.....2 Yrs.
Amber Gosdin.....4 Yrs.	Crystal Risher3 Yrs.	Kari Laywell.....2 Yrs.
Brandi Redmond.....4 Yrs.	Cheryl Andrews2 Yrs.	Candace Montez2 Yrs.
Lynlee Allen3 Yrs.	Emma Dawson.....2 Yrs.	Andrea Ulmer.....2 Yrs.
Adrianna Butler3 Yrs.	Misty Duncan.....2 Yrs.	Sara White.....2 Yrs.
Monica Cravinas.....3 Yrs.	Tina Garza2 Yrs.	
Jenni Croft.....3 Yrs.	Stephanie Jennings2 Yrs.	

2004 ROOKIES

Tricia Adams
Tavia Chatham
Stefani Crabtree
Traci Curb
Elizabeth Davis
Candice Estfan

Megan Fox
Becca Gambel
Amberly Hix
Misti Johnson
Jasmin Jones
Monica Moore

Christina Parker
Erica Perry
Liz Porter
Chrystal Roberson
Leah Wilkins



Cowboys on Radio

KLUV 98.7FM is the radio home for the Dallas Cowboys and flagship station of The Dallas Cowboys Radio Network. On "Oldies Radio 98.7 KLUV", an Infinity station, all Cowboys games are heard in brilliant digital stereo.

Brad Sham, the award-winning play-by-play Voice of the Dallas Cowboys, is celebrating his 26th season with the broadcast team, the third longest tenure in the NFL. Brad is once again joined in the booth by former Cowboys quarterback Babe Laufenberg, who serves as color analyst. As the sideline reporter, Kristi Scales provides instant updates from the field.



KLUV pre- and post-game coverage is anchored by Wally Lynn. Former Cowboy All Pro safety Charlie Waters provides analysis during the pregame show, and former All-Pro Cowboys wide receiver Drew Pearson co-hosts the postgame "Flashback" call-in show.

The Dallas Cowboys Radio Network

TEXAS: Abilene KHXS 102.7FM; Amarillo KGNC 710AM; Austin KZNX 1530AM; Beaumont KLVJ 560AM; Belton KTON 940AM; Big Spring KBST 95.9FM; Brady KNEL 95.3FM; Brownwood KBWD 1380AM; Bryan-College Station WTAW 1620AM; Carthage KGAS 104.3FM; Comanche KCOM 1550AM; Corpus Christi KEYS 1440AM; Crockett KIVY 1290AM; Dallas-Fort Worth KLUV 98.7FM; Eastland KATX 97.7FM; Edinburg KURV 710AM; El Paso KROD 600AM; Fredericksburg KNAF 910AM; Gonzales KCTI 1450AM/106.3FM; Haskell KVRP 97.1FM/1400AM; Hereford KPAN 106.3FM/860AM; Horseshoe Bay KBEY 92.5FM; Junction KMBL 1450AM; Kerrville KERV 1230AM; Killeen KTON 940AM; Lamesa KPET 690AM; Laredo KHOY 88.1FM; Llano KBEY 92.5FM; Longview KEES 1430AM; Lubbock KJTV 950AM; Lufkin KTBC 107.7FM; Madisonville KMVL 1220AM; Marble Falls KBEY 92.5FM; Marshall KMHT 103.9FM; Mexia KYCX 104.9FM; Midland KHKX 99.1FM; Nacogdoches KTBC 107.7FM; Odessa KHKX 99.1FM; Ozona KYXX 94.3FM; Palestine KNET 1450AM; Paris KITX 95.5FM; Pecos, KPTX 98.3FM; Plainview KVOP 1090AM; San Angelo KGKL 960AM/97.5FM; San Antonio KTSA 550AM; Sonora KHOS 92.1FM; Stamford KPAN 106.3FM/860AM; Stephenville KSTV 93.1/1510; Sulphur Springs KSST 1230; Sweetwater KXOX 1240AM; Temple KTON 940AM; Texarkana KCMC 740AM; Tyler KTBH 600AM; Uvalde KVOU 1400AM; Waco KRZX 1660AM/KRZI 1580AM; Wichita Falls KWFS 102.3FM/1290AM.

ARKANSAS: El Dorado KELD 1400AM/106.5FM; Little Rock/Conway KASR 92.7FM

LOUISIANA: Minden KASO 1240AM; Shreveport KSYB 560AM

NEW MEXICO: Albuquerque Kkob 770AM; Artesia KBIM 94.9FM; Carlsbad KBIM 94.9FM; Farmington KKFG 104.5FM; Hobbs KBIM 94.9FM; Lovington KBIM 94.9FM; Maljamar KBIM 94.9FM; Roswell KBIM 94.9FM

OKLAHOMA: Ardmore KVSO 1240AM; Bartlesville KRIG 104.9FM; Hugo KITX 95.5FM; Oklahoma City WKY 930AM; Tulsa KTBZ 1430AM

The Dallas Cowboys Spanish Language Radio Network Cadena de Plata Radio


TEXAS: Amarillo, KTNZ 1010-AM; Austin, KOKE 1600-AM; Corpus Christi, KMJR 105.5-FM; Dallas, KFLC 1270-AM; El Paso/Las Cruces, NM, KAMA 750-AM; Laredo, KLNT 1490-AM; McAllen/Brownsville/Harlingen/San Benito, KGBT 1530-AM; San Antonio, KCOR 1350-AM; Waco, KWOW 104.1-FM.

MEXICO: Guadalajara, XEDKR 700-AM; Mexico City, XERC 97.7-FM; Monterrey, XESTN 1560-AM.



Cowboys on Television

Dallas Cowboys Broadcasting Network



The Dallas Cowboys Broadcasting Network is the television production and syndication unit of the Dallas Cowboys Football Club. Now in its 13th year, the Dallas Cowboys Broadcasting Network produces and distributes some of the most-watched programs in the region – Dallas Cowboys preseason games, weekly programs and specials throughout the year. These programs are televised in Dallas/Fort Worth and over 25 other markets throughout Texas, Arkansas, Louisiana, New Mexico and Oklahoma.

The Cowboys weekly shows during the preseason and regular season keep Dallas Cowboys fans abreast of the latest Cowboys stories making news and of key issues in the National Football League:

“Cowboys Special Edition with Jerry Jones”

Cowboys owner/general manager Jerry Jones discusses the hottest topics with different members of the media. The show airs Saturdays at 6:30 p.m. from July 24, 2004 through the postseason on KTVT/CBS11 in Dallas/Fort Worth and at locally scheduled times throughout the Dallas Cowboys syndicated network.

“Cowboys Huddle”

Host Babe Laufenberg sits down with Coach Bill Parcells to give fans an inside look at the team. With regularly scheduled visits from Cowboys players and coaches, fans will be able to get a fresh perspective of the team. The show will air Sundays at 10:00 a.m. from Sept. 12, 2004 through the postseason on KTVT/CBS11 in Dallas/Fort Worth and at locally scheduled times throughout the Dallas Cowboys syndicated network.

Cadena de Plata

With its beginnings in 1995, Cadena de Plata Television has been a precursor in engaging the growing Spanish-speaking fan of the NFL and the Silver and Blue in the United States. Through its growing affiliate base stretching throughout Texas, New Mexico, Oklahoma and Southern California, Cowboy fans who like their coverage in Spanish can participate in the yearly preseason schedule of non-national broadcasts as part of Cadena de Plata, the official voice of the Vaqueros de Dallas en Español. Along with these preseason matches, Cadena de Plata produces and distributes to its affiliates four (4) one-hour specials throughout the Cowboy's season, which include exclusive interviews with Owner and General Manager Jerry Jones, Head Coach Bill Parcells, players and coaches. These programs, Vaqueros de Dallas Edición 2004, combine all the music, action and passion of America's Team, along with, of course, las novias de América, the Dallas Cowboys Cheerleaders. These programs air at locally scheduled times throughout the Cadena de Plata Television Network.

Cowboys in Print

DALLAS COWBOYS *Official* WEEKLY

Dallas Cowboys Official Weekly remains one of the largest team publications in sports with a circulation of nearly 30,000. The 29-year-old *Cowboys Weekly* reaches fans across the nation and around the world 32 times a year with action photos, game stories, inside information, profiles of players and cheerleaders and much more.

Fans interested in subscribing to the DCW should call 972-556-9972 or 800-399-4465. An annual subscription, which includes free Internet access at www.dallascowboysweek.com, for 32 issues is priced at \$39.00.



Community Outreach and the Dallas Cowboys



GENE AND JERRY JONES FAMILY DALLAS COWBOYS CHARITIES

For the past 15 years, Jerry Jones and his family have owned and operated the Dallas Cowboys with a management style that places just as much emphasis on community leadership as it does on the goal of winning the Super Bowl. The dominant theme which underscores the Cowboys role in the community is to maximize the visibility, energy and celebrity of the world's most recognizable sports franchise and use those dynamic forces as a powerful means to help others.

The results on the field have brought championships to Dallas. The results away from the field have touched the lives of thousands.

THE MISSION


"In the area of community service, our organization's mission is built upon an overall philosophy of helping those who don't have the strength, the resources or the means to help themselves," says Jones. "As a sports entity that has enjoyed unprecedented success and recognition for more than four decades, we feel a very strong obligation to transfer that championship tradition and the magic that it creates toward the bigger purpose of making a difference."

Jones enlists the talents, skills and resources of his entire family, all of the Cowboys players, and

every member of the organization to provide a cutting edge approach to community outreach. "Any personal contact with an individual member of our organization can provide help for hundreds of people in need," adds Jones. "The star on the helmet can move mountains."



Roy Williams enjoys calling a game of Bingo while visiting with senior citizens at The Brady Center as part his support of the NFL & United Way partnership and the Cowboys annual United Way Hometown Huddle.




Jerry Jones expresses his passion for The Salvation Army at the press conference announcing Toby Keith as the celebrity performer during the Cowboys annual Thanksgiving Day halftime show.

THE ARMY AND THE STAR

The Jones family's dynamic association with The Salvation Army is a visible example of the creative and innovative manner in which the Cowboys can make a difference in the world.

For the past seven seasons, the Jones family has dedicated the Cowboys annual Thanksgiving Day halftime show as a national showcase to kickoff The Salvation Army's annual Kettle Drive. Through the donation of national television air-time, the event has created a new holiday tradition,



For the past seven years, the Dallas Cowboys have dedicated their nationally televised halftime shows, viewed by 275 million people nationwide, to launch The Salvation Army National Red Kettle fundraising campaign which has helped raise over \$550 million dollars.



As part of the Cowboys annual holiday tradition, country music recording artist Toby Keith performs in the Cowboys 2003 nationally televised Thanksgiving Day halftime extravaganza to kickoff The Salvation Army Kettle Drive.

while helping to increase donations to The Salvation Army's annual fund raising efforts by hundreds of millions of dollars.

Under the direction of Charlotte Jones Anderson, the Cowboys have produced the annual half-time event and welcomed nationally renowned entertainers Reba McEntire, Randy Travis, Clint Black, Billy Gilman & Jessica Simpson, Creed, LeAnn Rimes and Toby Keith to highlight each of the Kettle Kickoff celebrations since 1997. The efforts have helped raise over \$700 million for the Army, while reaching over 275 million people nationwide.

On the local Salvation Army front, The Gene and Jerry Jones Family Center for Children opened in November of 1998 in conjunction with the Army. The center offers low-income families accessibility to affordable childcare programs that meet the needs of quality care and intellectual development. In each of the last 11 years, Gene and Jerry Jones Family Dallas Cowboys Charities has served as host, and underwritten the costs, for the Super Lunch, a fundraising event for The Salvation Army Irving Corps Community Center and its special projects including the Family Center for Children. This annual event has raised over \$1.3 million since its inception, a figure that includes significant matching funds from the Gene and Jerry Jones Family.



Gene and Jerry Jones visit with children at the Gene and Jerry Jones Family Center for Children located at The Salvation Army Community Center in Irving, Texas.



Gene and Jerry are members of The Salvation Army's Dallas County Board and the National Advisory Board, respectively. The family was presented the Army's Partner of the Year Award in 1997 and in 1999 received the Evangeline Booth Award, one of the Army's highest national community service awards. Annually, the entire Cowboys organization supports the Army's Corporate Angel Tree Program, helping those in need during the holiday season. Individuals in the organization, including front office staff and players, adopt "angels" to provide clothing and toys to underprivileged families.

The week before Thanksgiving in 2003, Gene Jones led a group of Dallas Cowboys players and cheerleaders as they served an "early" Thanksgiving meal to 300 families receiving assistance from The Salvation Army Carr P. Collins Social Service Center.



Terence Newman joined Gene Jones and several teammates in serving a Thanksgiving meal a week early to 300 men and women receiving assistance from The Salvation Army Carr P. Collins Social Service Center.

MAGIC BY ASSOCIATION

Maximizing the "magic" of the Dallas Cowboys celebrity, and using that influence to assist others through community service, is the backbone of the organization's mission away from the field of competition. Each year, the team fulfills thousands of requests for ticket packages and autographed memorabilia items that can produce proceeds that range from \$100 to tens of thousands of dollars per donation. Non-profit player appearances for charity and "Make-A-Wish" visits are a staple item for every Cowboys player. In addition,



Jason Witten serves as a celebrity escort for the young cancer patient and model while strutting the "catwalk" in the Children's Cancer Fund Fashion Show and Luncheon co-chaired by former Cowboys Quarterbacks Troy Aikman and Roger Staubach.


the Gene and Jerry Jones Family Dallas Cowboys Charities is the active philanthropic arm of the organization that annually makes significant contributions to organizations on both the local and national levels. In April of 1999, Gene and Jerry Jones made a \$1 million gift to the Library of Congress for the purpose of promoting education on the national and international levels. In their continuing desire to enhance education and support young people in the community, the Jones family served as the underwriting sponsor for The Dallas Cowboys/Gene and Jerry Jones Family - Dallas Morning News All-State Scholar-Athlete Team in 2001. The program honored and provided scholarships for 12 college-bound student-athletes from across the State of Texas who distinguished themselves through academic and athletic excellence.

A wide variety of charitable efforts highlight the Jones family's continued activity in the local community. Some of those programs and events include support of The Rise School of Dallas, a unique school for children with down syndrome; a record setting celebrity roast of Jerry Jones for St.

Cowboys mascot, Rowdy, poses with race participants at the Rise & Shine 5K Run as part of the Cowboys annual support for The Rise School of Dallas - the school provides the highest quality of early childhood education services to children with Down syndrome and other developmental disabilities.



Philips School in Dallas, a facility where the team had previously funded a new playground; the Ticket Art Program, which featured the artwork of regional children's hospital patients on the 1997 Dallas Cowboys season tickets and raised money for the children's respective hospitals; the annual Cystic Fibrosis Sports Challenge hosted at Texas Stadium; support of the 2001-2004 Dallas Mayor's Summer Reading Programs with participation by Quarterback Quincy Carter; in 1998-99, the "Be Cool, Go To School" program, which rewarded Dallas city elementary schools who boasted the best attendance with a visit from a Cowboys player and team mascot Rowdy; in 1999-2000, the "Cowboys Prepare to Pass" program, an incentive program where Cowboys' spokesperson Darren Woodson encouraged 10th grade students in Dallas to pass the mandatory TAKS test; and in 2002, participation and support of The NFL Hometown Anti-Drug Challenge in cooperation with The White House Office of National Drug Control Policy.



Jerry Jones's passion for helping those who have been hit with adversity has inspired him to enlist the assistance of his players on several goodwill missions that have touched the hearts of those in need. The organization's presence in these areas often extends far beyond the boundaries of the Dallas-Fort Worth area. In the spring of 1997, Jones joined Cowboys Troy Aikman, Herschel Walker

Bradie James helps the preschoolers at ChildCareGroup carve a pumpkin for Halloween during a Rookie Club visit - The Dallas Cowboys Rookie Club introduces new players to the importance of community service and helps them gain confidence in their new position in the community as professional athletes and role models.



DALLAS COWBOYS COURAGE HOUSE HAPPY HILL FARM



Larry Allen addresses the attendees at the team's annual Kickoff Luncheon - the luncheon serves as a major revenue producer for Happy Hill Farm Academy & Home for abused and neglected youth.

and Charles Haley on a relief trip to the tornado-ravaged state of Arkansas. Three years earlier, the entire World Champion Cowboys team went to the Oklahoma City bombing site within two weeks of the tragedy. For years, Gene and Jerry Jones have been avid supporters of the Susan G. Komen Foundation and Race for the Cure for Breast Cancer. Annually, the Cowboys participate in the Fort Worth, Plano and Dallas Race for the Cure events. Additionally, the Dallas Cowboys honored the Komen Foundation and 450 breast cancer survivors in a special halftime tribute at Texas Stadium on Oct. 24, 1999.



The Cowboys are also very active in raising a large portion of the annual funds for the Happy Hill Farm and Academy. The Dallas Cowboys Family Cookbook and the team's annual Kickoff Luncheon serve as major revenue producers for the local academy that houses and educates abused and neglected children. The academy is also home to the Dallas Cowboys Courage House.

Dat Nguyen conducts football drills at the team's eighth annual Dallas Cowboys Let Us Play! Sports Camp for inner-city girls from area non-profit agencies - the complimentary camp promotes the benefits associated with athletics and education.



Dexter Coakley huddles with his team while serving as a football coach at the Cowboys annual Dallas Cowboys Let Us Play! Sports Camp for inner-city girls from local non-profit agencies - the camp promotes the benefits associated with athletics and education.



Under the enthusiastic guidance of Gene Jones, who serves as a member of the board of trustees for Children's Medical Center of Dallas, the entire Cowboys team has conducted annual Christmas visits to local children's hospitals in each of the past 15 years. The holiday visitation program, which involves not only every player, but also the Dallas Cowboys Cheerleaders, now extends to five different hospitals throughout Dallas and Ft. Worth.

Each year, the Cowboys underwrite and produce the annual "Dallas Cowboys Let Us Play! Sports Camp for Girls," a three-day camp for inner-city girls between the ages of 12 to 15 which encourages involvement in athletics with a focus on building character and self-esteem in at-risk youths. From 1998-2002 and again in 2004, the team sponsored a free coaching clinic for 600 regional youth league and middle school coaches, from seven states, who spent a day at Texas Stadium with the entire Cowboys coaching staff.



Quincy Carter spends time playing video games with 17-year old Taylor from South Carolina during his "Make-A-Wish" to meet the Cowboys quarterback and to attend a Dallas Cowboys game at Texas Stadium.

The Dallas Cowboys Rookie Club Program, launched in 2001, was designed to introduce rookie team members to the importance of community service. Over the last three years, rookie players have participated in monthly charity visits during the season to various non-profit organizations serving children and adults. Visits have included time with The Salvation Army, Children's Medical Center Dallas, Boys & Girls Clubs of Greater Dallas, The United Way of Metropolitan Dallas, ChildCareGroup, and Kid's Café at The Voice of Hope Ministries.

POWERFUL PARTNERSHIP WITH THE NFL

Through national public service announcements, local promotional events and their association with the NFL, the Cowboys are responsible for \$1 million in annual support of the United Way each year. In 2003, safety Roy Williams was selected to serve as the Cowboys' NFL United Way spokesman in the league's nationally televised PSA campaign.




The inaugural NFL United Way Hometown Huddle took place in 1999 when the Dallas Cowboys and NFL players nationwide showed support in their communities. The second annual Hometown Huddle in 2000 involved the Dallas Cowboys secondary serving lunch to the homeless and visiting with children at The Salvation Army, Carr P. Collins Social Service Center. In 2001 and 2002, the team hosted the Hometown Huddle event at their training facility, inviting boys and girls from area charities to participate in a junior training camp. Playing Bingo with over 100 senior citizens was the game of choice for the 2004 Hometown Huddle event hosted by the Cowboys and the United Way of Metropolitan Dallas at the Brady Center.

In addition, the Cowboys and the entire NFL have formed a partnership that designates over \$1.5 million of annual support to the development of youth football programs throughout the country. Local Cowboys' youth football initiatives include NFL-Cowboys Flag Football leagues; NFL Punt Pass and Kick competitions; Dallas Cowboys-Gatorade Junior Training Camps at area elementary schools; Gatorade presents Dallas Cowboys Coaches Clinic for youth and middle school coaches; Dallas Cowboys High School Coach of the Week and Coach of the Year program to honor area head football coaches and award grants to high school football programs and Texas high school football play-off games and Pee Wee football games at Texas Stadium. In conjunction with the league initiatives and the community football field program, the Cowboys have made possible three new or refurbished football fields in the Dallas-Ft. Worth area including; a \$100,000 grant in 2002 to Pierce Football Field, located in Joppa, one of Dallas' most impoverished neighborhoods, a \$100,000 grant in 1999 to the St. Philips School and Community Center in South Dallas to help fund a new \$750,000 recreation center that will include a football field and in 1998, the Cowboys presented Dallas Moorland YMCA with the funding to build new football fields to support their growing youth football program.

Annually, the club participates in the Dallas Cowboys Community Quarterback Award, a league-wide volunteer recognition program that donates nearly \$1 million each year to community organizations served by outstanding volunteers. Award recipients the last four years received a \$10,000 grant from the Gene and Jerry Jones Family Dallas Cowboys Charities donated to their charity. Volunteer honorees are Coach Robert Green from St. Philip's School & Community Center, Mrs. Dudie Weber from Texas Scottish Rite Hospital for Children, Ms. Marilyn Giles from Dallas CAN! Academy and Ken Klaveness from Children's Medical Center Dallas.



Children's Medical Center Dallas received a \$10,000 grant from Gene and Jerry Jones Family Dallas Cowboys Charities on behalf of Children's volunteer, Ken Klaveness, who was selected as the 2004 Dallas Cowboys Community Quarterback Award.



The world famous Dallas Cowboys Cheerleaders pose for a photo with a U.S. pilot during one of many USO Tour meet & greet visits while overseas performing for United States Military Troops.

AMBASSADORS OF GOOD CHEER

The world famous Dallas Cowboys Cheerleaders organization is completely subsidized by the club for the primary purpose of providing goodwill and a sense of caring on a local, national and international platform. Aside from their obvious presence on game days and their diligent work in local hospitals and homes for the elderly, the Dallas Cowboys Cheerleaders have now made more U.S.O. visits to U.S. military troops stationed overseas than the legendary Bob Hope.

A FAMILY PASSION

The operation of the Dallas Cowboys is a very visible family passion for Gene and Jerry Jones and their three children. Jerry Jones serves as the club's owner and general manager, while Stephen Jones – Chief Operating Officer/Executive Vice President/Director of Player Personnel, Charlotte Jones Anderson – Vice President/Director of Charities and Special Events and Jerry Jones, Jr. – Chief Sales and Marketing Officer/Vice President/General Counsel are all actively involved with the daily management of the club. Their shared dedication to community involvement has been a family source of pride for several years, and it extends far beyond the realm of the athletic world.

In the spring of 1998, the Jones' hosted a celebrity fundraiser at their home with Lauren Bacall as the featured guest. On that one evening, for the benefit of SMU's Meadows Foundation, the family helped produce the single largest fund raising event in University history. As a result of her efforts, the University established the Gene Jones Scholarship in her honor. More recently, the Jones Family has hosted fundraising affairs for the John Goodwin Tower Center Medal of Freedom with President George H. W. Bush and the Dallas Center for Performing Arts with Beverly Sills.

Family Gateway, a Dallas community outreach organization, recognized the work of Gene and Jerry Jones in the spring of 2003 with the Annette G. Strauss Humanitarian Award. The award is given annually to recognize those who are dedicated to enhancing the well being of others, who champion causes for the betterment of individuals and by example, encourage people to do the same. In June of 2002, the Joneses were recognized as the recipients of the Children's Champion Award for Philanthropy that was presented by the Dallas for Children organization.



Terry Glenn made a new friend while making a surprise Christmas Eve visit to deliver holiday gifts to patients at Texas Scottish Rite Hospital for Children.

Gene Jones is also a current member of the executive board for the Meadows School for the Arts at Southern Methodist University, the board of directors for the John G. Tower Center for Political Studies at SMU, the executive board for the Dallas Center for Performing Arts Foundation, the advisory board for Family Gateway and the Children's Medical Center Trustees. She has previously served on the advisory board for the March of Dimes, the executive board of TACA and the executive board of the Mental Health Center. She has also been a member of the Associates of the Dallas Museum of Art.

Jerry Jones has a lifetime association with the Boys and Girls Clubs of America. In 2001, the Joneses were awarded the Chairman's Award by The Boys and Girls Clubs of America. This award is given to recognize individuals who made a positive difference in people's lives - particularly in the lives of children. The Chairman's Dinner, chaired by daughter, Charlotte Anderson, raised \$1.9 million for The Boys and Girls Clubs. Jerry currently serves as a national trustee for the Southwest region of the organization and was previously named the Man of the Year by the Boys and Girls Clubs of Little Rock, Arkansas.



Darren Woodson spreads holiday cheer while visiting patients at Cook Children's Medical Center - Fort Worth during the team's annual hospital visits.



2003 Final Standings

AMERICAN FOOTBALL CONFERENCE

East Division

	W	L	T	Pct.	Pts.	OP
* New England	14	2	0	.875	348	238
Miami	10	6	0	.625	311	261
Buffalo	6	10	0	.375	243	279
New Jets	6	10	0	.375	283	299

North Division

	W	L	T	Pct.	Pts.	OP
* Baltimore	10	6	0	.625	391	281
Cincinnati	8	8	0	.500	346	384
Pittsburgh	6	10	0	.375	300	327
Cleveland	5	11	0	.313	254	322

South Division

	W	L	T	Pct.	Pts.	OP
* Indianapolis	12	4	0	.750	447	336
# Tennessee	12	4	0	.750	435	324
Jacksonville	5	11	0	.313	276	331
Houston	5	11	0	.313	255	380

West Division

	W	L	T	Pct.	Pts.	OP
* Kansas City	13	3	0	.813	484	332
# Denver	10	6	0	.625	381	301
Oakland	4	12	0	.250	270	379
San Diego	4	12	0	.250	313	441

NATIONAL FOOTBALL CONFERENCE

East Division

	W	L	T	Pct.	Pts.	OP
* Philadelphia	12	4	0	.750	374	287
# Dallas	10	6	0	.625	289	260
Washington	5	11	0	.313	287	372
N.Y. Giants	4	12	0	.250	243	387

North Division

	W	L	T	Pct.	Pts.	OP
* Green Bay	10	6	0	.625	442	307
Minnesota	9	7	0	.563	416	353
Chicago	7	9	0	.438	283	346
Detroit	5	11	0	.313	270	379

South Division

	W	L	T	Pct.	Pts.	OP
* Carolina	11	5	0	.688	325	304
New Orleans	8	8	0	.500	340	326
Tampa Bay	7	9	0	.438	301	264
Atlanta	5	11	0	.313	299	422

West Division

	W	L	T	Pct.	Pts.	OP
* St. Louis	12	4	0	.750	447	328
# Seattle	10	6	0	.625	404	327
San Francisco	7	9	0	.438	384	337
Arizona	4	12	0	.250	225	452

* Division Champion; # Wild Card Team

2003 NFL POSTSEASON AT A GLANCE

(Home team in caps)

AFC Wild Card Playoff Games

Tennessee 20, BALTIMORE 17
INDIANAPOLIS 41, Denver 10

AFC Divisional Playoff Games

NEW ENGLAND 17, Tennessee 14
Indianapolis 38, KANSAS CITY 31

AFC Championship Game

NEW ENGLAND 24, Indianapolis 14

NFC Wild Card Playoff Games

CAROLINA 29, Dallas 10
GREEN BAY 33, Seattle 27 (OT)

NFC Divisional Playoff Games

Carolina 29, ST. LOUIS 23 (2OT)
PHILADELPHIA 20, Green Bay 17 (OT)

NFC Championship Game

Carolina 14, PHILADELPHIA 3

Super Bowl XXXVIII at Reliant Stadium, Houston, Texas

New England (AFC) 32, Carolina (NFC) 29

AFC-NFC Pro Bowl at Aloha Stadium, Honolulu, Hawaii

NFC 55, AFC 52





2004 NATIONAL FOOTBALL LEAGUE SCHEDULE

(All Times Local)

THURSDAY, SEPTEMBER 9 (First Weekend)

Indianapolis at New England 9:00

SUNDAY, SEPTEMBER 12

Jacksonville at Buffalo 1:00
 Detroit at Chicago 12:00
 Baltimore at Cleveland 1:00
 San Diego at Houston 12:00
 Tennessee at Miami 1:00
 Seattle at New Orleans 12:00
 Cincinnati at New York Jets 1:00
 Oakland at Pittsburgh 1:00
 Arizona at St. Louis 12:00
 Tampa Bay at Washington 1:00
 Dallas at Minnesota 3:15
 New York Giants at Philadelphia 4:15
 Atlanta at San Francisco 1:15
 Kansas City at Denver 6:30

MONDAY, SEPTEMBER 13

Green Bay at Carolina 9:00

SUNDAY, SEPTEMBER 19 (Second Weekend)

St. Louis at Atlanta 1:00
 Pittsburgh at Baltimore 1:00
 Houston at Detroit 1:00
 Chicago at Green Bay 12:00
 Denver at Jacksonville 1:00
 Carolina at Kansas City 12:00
 San Francisco at New Orleans 12:00
 Washington at New York Giants 1:00
 Indianapolis at Tennessee 12:00
 Seattle at Tampa Bay 4:05
 New England at Arizona 1:15
 Cleveland at Dallas 3:15
 Buffalo at Oakland 1:15
 New York Jets at San Diego 1:15
 Miami at Cincinnati 8:30

MONDAY, SEPTEMBER 20

Minnesota at Philadelphia 9:00

SUNDAY, SEPTEMBER 26 (Third Weekend)

(Open Dates: Buffalo, Carolina, New England, New York Jets)

Arizona at Atlanta 1:00
 Baltimore at Cincinnati 1:00
 Philadelphia at Detroit 1:00
 Houston at Kansas City 12:00
 Pittsburgh at Miami 1:00
 Chicago at Minnesota 12:00
 Cleveland at New York Giants 1:00
 New Orleans at St. Louis 12:00
 Jacksonville at Tennessee 12:00
 San Diego at Denver 2:05
 Green Bay at Indianapolis 3:15
 San Francisco at Seattle 1:15
 Tampa Bay at Oakland 5:30

MONDAY, SEPTEMBER 27

Dallas at Washington 9:00

SUNDAY, OCTOBER 3 (Fourth Weekend)

(Open Dates: Dallas, Detroit, Minnesota, Seattle)

New England at Buffalo 1:00
 Philadelphia at Chicago 12:00
 Washington at Cleveland 1:00
 New York Giants at Green Bay 12:00
 Oakland at Houston 12:00
 Indianapolis at Jacksonville 1:00
 Cincinnati at Pittsburgh 1:00
 New Orleans at Arizona 1:05
 Atlanta at Carolina 4:05
 New York Jets at Miami 4:15
 Tennessee at San Diego 4:15
 Denver at Tampa Bay 1:15
 St. Louis at San Francisco 5:30

MONDAY, OCTOBER 4

Kansas City at Baltimore 9:00

SUNDAY, OCTOBER 10 (Fifth Weekend)

(Open Dates: Chicago, Cincinnati, Kansas City, Philadelphia)

Detroit at Atlanta 1:00
 New York Giants at Dallas 12:00
 Minnesota at Houston 12:00

Oakland at Indianapolis 12:00
 Miami at New England 1:00
 Tampa Bay at New Orleans 12:00
 Cleveland at Pittsburgh 1:00
 Buffalo at New York Jets 4:05
 Jacksonville at San Diego 1:05
 Carolina at Denver 2:15
 Arizona at San Francisco 1:15
 St. Louis at Seattle 1:15
 Baltimore at Washington 8:30

MONDAY, OCTOBER 11

Tennessee at Green Bay 8:00

SUNDAY, OCTOBER 17 (Sixth Weekend)

(Open Dates: Arizona, Baltimore, Indianapolis, New York Giants)

San Diego at Atlanta 1:00
 Miami at Buffalo 1:00
 Washington at Chicago 12:00
 Cincinnati at Cleveland 1:00
 Green Bay at Detroit 1:00
 Kansas City at Jacksonville 1:00
 Seattle at New England 1:00
 San Francisco at New York Jets 1:00
 Carolina at Philadelphia 1:00
 Houston at Tennessee 12:00
 Pittsburgh at Dallas 3:15
 Denver at Oakland 1:15
 Minnesota at New Orleans 7:30

MONDAY, OCTOBER 18

Tampa Bay at St. Louis 8:00

SUNDAY, OCTOBER 24 (Seventh Weekend)

(Open Dates: Houston, Pittsburgh, San Francisco, Washington)

Buffalo at Baltimore 1:00
 San Diego at Carolina 1:00
 Philadelphia at Cleveland 1:00
 Jacksonville at Indianapolis 12:00
 Atlanta at Kansas City 12:00
 St. Louis at Miami 1:00
 Tennessee at Minnesota 12:00
 Detroit at New York Giants 1:00
 Chicago at Tampa Bay 1:00
 New York Jets at New England 4:05
 Seattle at Arizona 1:15
 Dallas at Green Bay 3:15
 New Orleans at Oakland 1:15

MONDAY, OCTOBER 25

Denver at Cincinnati 9:00

SUNDAY, OCTOBER 31 (Eighth Weekend)

(Open Dates: Cleveland, New Orleans, St. Louis, Tampa Bay)

Arizona at Buffalo 1:00
 Detroit at Dallas 12:00
 Jacksonville at Houston 12:00
 Indianapolis at Kansas City 12:00
 New York Giants at Minnesota 12:00
 Baltimore at Philadelphia 1:00
 Cincinnati at Tennessee 12:00
 Green Bay at Washington 1:00
 Atlanta at Denver 2:05
 Carolina at Seattle 1:05
 New England at Pittsburgh 4:15
 Oakland at San Diego 1:15
 San Francisco at Chicago 7:30

MONDAY, NOVEMBER 1

Miami at New York Jets 9:00

SUNDAY, NOVEMBER 7 (Ninth Weekend)

(Open Dates: Atlanta, Jacksonville, Green Bay, Tennessee)

New York Jets at Buffalo 1:00
 Oakland at Carolina 1:00
 Dallas at Cincinnati 1:00
 Washington at Detroit 1:00
 Arizona at Miami 1:00
 Philadelphia at Pittsburgh 1:00
 Kansas City at Tampa Bay 1:00
 Chicago at New York Giants 4:05
 New Orleans at San Diego 1:05



2004 NFL SCHEDULE

Seattle at San Francisco	1:05
Houston at Denver	2:15
New England at St. Louis	3:15
Cleveland at Baltimore	8:30

MONDAY, NOVEMBER 8

Minnesota at Indianapolis	9:00
---------------------------	------

SUNDAY, NOVEMBER 14 (Tenth Weekend)

(Open Dates: Denver, Miami, Oakland, San Diego)

Tampa Bay at Atlanta	1:00
Pittsburgh at Cleveland	1:00
Houston at Indianapolis	1:00
Detroit at Jacksonville	1:00
Kansas City at New Orleans	12:00
Baltimore at New York Jets	1:00
Seattle at St. Louis	12:00
Chicago at Tennessee	12:00
Cincinnati at Washington	4:05
New York Giants at Arizona	2:15
Minnesota at Green Bay	3:15
Carolina at San Francisco	1:15
Buffalo at New England	8:30

MONDAY, NOVEMBER 15

Philadelphia at Dallas	8:00
------------------------	------

SUNDAY, NOVEMBER 21 (Eleventh Weekend)

Dallas at Baltimore	1:00
St. Louis at Buffalo	1:00
Arizona at Carolina	1:00
Indianapolis at Chicago	12:00
Pittsburgh at Cincinnati	1:00
New York Jets at Cleveland	1:00
Tennessee at Jacksonville	1:00
Detroit at Minnesota	12:00
Denver at New Orleans	12:00
San Francisco at Tampa Bay	1:00
San Diego at Oakland	1:05
Miami at Seattle	1:05
Atlanta at New York Giants	4:15
Washington at Philadelphia	4:15
Green Bay at Houston	7:30

MONDAY, NOVEMBER 22

New England at Kansas City	8:00
----------------------------	------

THURSDAY, NOVEMBER 25 (Twelfth Weekend)

Indianapolis at Detroit	12:30
Chicago at Dallas	3:30

SUNDAY, NOVEMBER 28

Tampa Bay at Carolina	1:00
Cleveland at Cincinnati	1:00
Tennessee at Houston	12:00
San Diego at Kansas City	12:00
Jacksonville at Minnesota	12:00
Baltimore at New England	1:00
Philadelphia at New York Giants	1:00
Washington at Pittsburgh	1:00
New Orleans at Atlanta	4:05
New York Jets at Arizona	2:15
Miami at San Francisco	1:15
Buffalo at Seattle	1:15
Oakland at Denver	6:30

MONDAY, NOVEMBER 29

St. Louis at Green Bay	8:00
------------------------	------

SUNDAY, DECEMBER 5 (Thirteenth Weekend)

Cincinnati at Baltimore	1:00
Minnesota at Chicago	12:00
New England at Cleveland	1:00
Arizona at Detroit	1:00
Tennessee at Indianapolis	1:00
Buffalo at Miami	1:00
Carolina at New Orleans	12:00
Houston at New York Jets	1:00
San Francisco at St. Louis	12:00
Atlanta at Tampa Bay	1:00
Kansas City at Oakland	1:05
Denver at San Diego	1:05
Green Bay at Philadelphia	4:15
New York Giants at Washington	4:15
Pittsburgh at Jacksonville	8:30

MONDAY, DECEMBER 6

Dallas at Seattle	6:00
-------------------	------

SUNDAY, DECEMBER 12 (Fourteenth Weekend)

Oakland at Atlanta	1:00
New York Giants at Baltimore	1:00
Cleveland at Buffalo	1:00
New Orleans at Dallas	12:00
Detroit at Green Bay	12:00
Indianapolis at Houston	12:00
Chicago at Jacksonville	1:00
Seattle at Minnesota	12:00
Cincinnati at New England	1:00
Miami at Denver	2:05
New York Jets at Pittsburgh	4:05
San Francisco at Arizona	2:15
St. Louis at Carolina	4:15
Tampa Bay at San Diego	1:15
Philadelphia at Washington	8:30

MONDAY, DECEMBER 13

Kansas City at Tennessee	8:00
--------------------------	------

SATURDAY, DECEMBER 18 (Fifteenth Weekend)

Pittsburgh at New York Giants	1:30
Washington at San Francisco	2:00
Carolina at Atlanta	8:30

SUNDAY, DECEMBER 19

Houston at Chicago	12:00
Buffalo at Cincinnati	1:00
Jacksonville at Green Bay	12:00
Minnesota at Detroit	1:00
San Diego at Cleveland	1:00
Seattle at New York Jets	1:00
Dallas at Philadelphia	1:00
St. Louis at Arizona	2:05
New Orleans at Tampa Bay	4:05
Denver at Kansas City	3:15
Tennessee at Oakland	1:15
Baltimore at Indianapolis	8:30

MONDAY, DECEMBER 20

New England at Miami	9:00
----------------------	------

FRIDAY, DECEMBER 24 (Sixteenth Weekend)

Green Bay at Minnesota	2:00
------------------------	------

SATURDAY, DECEMBER 25

Oakland at Kansas City	4:00
Denver at Tennessee	7:30

SUNDAY, DECEMBER 26


New York Giants at Cincinnati	1:00
Chicago at Detroit	1:00
San Diego at Indianapolis	1:00
Houston at Jacksonville	1:00
Atlanta at New Orleans	12:00
Baltimore at Pittsburgh	1:00
Carolina at Tampa Bay	1:00
New England at New York Jets	4:05
Buffalo at San Francisco	1:05
Washington at Dallas	3:15
Arizona at Seattle	1:15
Cleveland at Miami	8:30

MONDAY, DECEMBER 27

Philadelphia at St. Louis	8:00
---------------------------	------

SUNDAY, JANUARY 2 (Seventeenth Weekend)

Miami at Baltimore	1:00
Pittsburgh at Buffalo	1:00
New Orleans at Carolina	1:00
Green Bay at Chicago	12:00
Cleveland at Houston	12:00
San Francisco at New England	1:00
Cincinnati at Philadelphia	1:00
New York Jets at St. Louis	12:00
Detroit at Tennessee	12:00
Minnesota at Washington	1:00
Tampa Bay at Arizona	2:05
Atlanta at Seattle	1:05
Indianapolis at Denver	2:15
Jacksonville at Oakland	1:15
Kansas City at San Diego	1:15
Dallas at New York Giants	8:30



Records are made to be broken.

Each day is a new opportunity to achieve more than you ever thought possible. Bank of America is proud to be the Official Bank Sponsor of the Dallas Cowboys for inspiring all of us to give our best — all the time.

Visit us at www.bankofamerica.com.



Official Sponsor of the Dallas Cowboys



Bank of America, N.A. Member FDIC.
©2004 Bank of America Corporation.
SPT-110-4P-08501100-AD

Bank of America  **Higher Standards**



Live Responsibly 

©2004 Miller Brewing Company, Worth, TX

**GREAT TASTE...
LESS FILLING.®**
HALF THE CARBS OF BUD LIGHT.*

Miller

Good call.



OFFICIAL BEER SPONSOR OF THE DALLAS COWBOYS

*Miller Lite contains 3.2 grams carbohydrates per 12 oz., while Bud Light contains 6.6 grams carbohydrates per 12 oz.