

DALLAS COWBOYS



2005
MEDIA
GUIDE

DALLAS COWBOYS 2005 SCHEDULE

Date	Preseason Games (TV)	Dallas Time
Sat., Aug. 13	@ Arizona (KTVT/CBS 11)	9:00 p.m.
Mon., Aug. 22	@ Seattle (ABC)	7:00 p.m.
Sat., Aug. 27	HOUSTON (KTVT/CBS 11)	7:00 p.m.
Thurs., Sept. 1	JACKSONVILLE (KTVT/CBS 11)	7:00 p.m.

REGULAR SEASON GAMES (TV)

Sun., Sept. 11	@ San Diego (FOX)	3:15 p.m.
Mon., Sept. 19	WASHINGTON (ABC)	8:00 p.m.
Sun., Sept. 25	@ San Francisco (FOX)	3:05 p.m.
Sun., Oct. 2	@ Oakland (FOX)	3:15 p.m.
Sun., Oct. 9	PHILADELPHIA (FOX)	3:15 p.m.
Sun., Oct. 16	N.Y. GIANTS (FOX)	Noon
Sun., Oct. 23	@ Seattle (FOX)	3:05 p.m.
Sun., Oct. 30	ARIZONA (FOX)	Noon
Sun., Nov. 6	BYE	
Mon., Nov. 14	@ Philadelphia (ABC)	8:00 p.m.
Sun., Nov. 20	DETROIT (FOX)	Noon
Thurs., Nov. 24	DENVER (CBS)	3:15 p.m.
Sun., Dec. 4	@ N.Y. Giants (FOX)	Noon
Sun., Dec. 11	KANSAS CITY (CBS)	3:15 p.m.
Sun., Dec. 18	@ Washington (FOX)	Noon
Sat., Dec. 24	@ Carolina (FOX)	Noon
Sun., Jan. 1	ST. LOUIS (ESPN)	7:30 p.m.

Home Games in **BOLD CAPS**

WILD CARD WEEKEND

Jan. 7-8, 2006

DIVISIONAL PLAYOFFS

Jan. 14-15, 2006

CONFERENCE CHAMPIONSHIPS

Jan. 22, 2006

SUPER BOWL XL (Detroit, Mich.)

Feb. 5, 2006

PRO BOWL (Honolulu, Hawaii)

Feb. 12, 2006

FINGERTIP INFORMATION

OFFICE ADDRESS

Cowboys Center
One Cowboys Parkway
Irving, Texas 75063-4727
Executive Office 972/556-9900
Fax 972/556-9304
Public Relations Department 972/556-9959

COWBOYS TICKET OFFICE

Texas Stadium
2401 E. Airport Freeway
Irving, Texas 75062
Ticket Office 972/785-5000

Ticketmaster Outlets:

All Fiesta and Foley's and stores

Charge Tickets by Phone

Ticketmaster Outlets:
214/953-1500



HOME FIELD

Texas Stadium (Capacity 65,529)

Helmet/Blue Jersey

Silver (PMS 8240)
Blue (PMS 289)

White Jersey

Royal Blue (PMS 661)
Silver-Green (PMS 8280)

2005 TRAINING CAMP DATA

OXNARD, CALIFORNIA

July 29 through August 21

Residence Inn
2101 W. Vineyard Ave.
Oxnard, CA 93030
805/278-2200

PHONE NUMBERS:

Public Relations.....972/556-9959
Public Relations Fax972/556-9918

Staff Directory2

THE FRONT OFFICE

Jones, Jerry6
Jones, Stephen10
Parcells, Bill11
Coaching Staff14
Player Personnel25
Staff30

THE PLAYERS

Players
Biographies, Veterans34
Biographies, Rookies and First Year Players163
Rosters
2005 Rookies and First-Year Free Agents169
2005 Veterans170
All-Time, Coaches171
All-Time, Alphabetical172
All-Time, College178
All-Time, Numerical179
Honors, All-Time184
Draft, All-Time (1960-2005)189
Free Agency198

2004 SEASON

Season at a Glance, 2004200
Statistics
Offense208
Defense209
Special Teams209
Team Game-by-Game210
Individual Game-by-Game212
Preseason216

THE RECORDS

Statistical Leaders, All-Time218
Team Statistics by Year220
Statistical Leaders by Year224
Largest Margin of Victory/Defeat230
Record Temperatures230
Individual Records231
Team Records241
Longest Plays249
Big Days251
Last Time253

THE PLAYOFF RECORDS

Playoff History256
Statistical Leaders, All-Time258
Individual Records260
Team Records264
Big Days267
Longest Plays268

THE HISTORY

Season Results, All-Time270
Opponents315
Ring of Honor325
Hall of Fame329
Historical Highlights336
Attendance347
Cowboys During the Week348
Cowboys on Thanksgiving Day348
Cowboys on Monday Night349
Overtime Games350

THE SIDELINES

Texas Stadium352
Training Camp353
Cowboys on the Web354
Cowboys on the Road353
Cheerleaders355
Cowboys on Radio356
Cowboys on Television357
Cowboys in Print357
Community Outreach358
NFL Standings, 2004366
NFL Schedule, 2005367

Dallas Cowboys Club Directory

FRONT OFFICE

Jerry Jones, Owner, President and General Manager
Stephen Jones, Chief Operating Officer/Executive Vice President/Director of Player Personnel
Charlotte Anderson, Vice President/Director of Charities and Special Events
Jerry Jones, Jr., Vice President/Chief Sales and Marketing Officer
Alec Scheiner, General Counsel
Marylyn Love, Executive Assistant to the Owner, President and General Manager
Sha Moffett, Executive Assistant to the Chief Operating Officer
Sheri Collins, Executive Assistant to the Chief Sales and Marketing Officer
Diana Lambert, Executive Assistant

COACHING STAFF

Bill Parcells, Head Coach
Todd Bowles, Secondary
Bruce DeHaven, Special Teams
Gary Gibbs, Linebackers
Todd Haley, Wide Receivers
Joe Juraszek, Strength and Conditioning
David Lee, Quarterbacks/Offensive Quality Control
Anthony Lynn, Running Backs
Mike MacIntyre, Assistant Secondary/Defensive Quality Control
Paul Pasqualoni, Tight Ends
Sean Payton, Assistant Head Coach/Passing Game Coordinator
Kacy Rodgers, Defensive Line
Tony Sparano, Offensive Line/Running Game Coordinator
Mike Zimmer, Defensive Coordinator
Tony Ollison, Assistant Strength and Conditioning
Laura Fryar, Assistant to the Head Coach
Dina Ferreira, Assistant to Assistant Coaches and Operations

PLAYER PERSONNEL

Stephen Jones, Executive Vice President/Director of Player Personnel
Jeff Ireland, Vice President of College and Pro Scouting
Chris Hall, College Scouting Coordinator
Todd Williams, Assistant Director, Player Personnel
Connie Shaffer, Contract Administrator
Adam Prasifka, Personnel Assistant
College
Tom Ciskowski, Assistant Director of College Scouting
Mike Murphy, National Scout
Drew Fabianich, Scout
Tommy Hart, Scout
Walter Juliff, Scout
Mitch LaPointe, Scout
Henry Sroka, Scout
John Wojciechowski, Scout
Pro
Brian Gaine, Assistant Director of Pro Scouting
Sam Garza, Pro Scout
Will McClay, Pro Scout
Jim Dodson, Pro Scouting Assistant

MARKETING

Jerry Jones, Jr., Chief Sales and Marketing Officer/Vice President
Charlotte Anderson, Vice President/Director of Charities and Special Events
John Hickman, Director, Marketing and Corporate Partnerships
Robin Woith, Director, Marketing and Corporate Partnerships
Travis Clark, Director, Suite Sales and Marketing
Bill Priakos, Director, Merchandising
Jeff Watrous, Senior Manager, Marketing and Corporate Partnerships
Blaze Weaver, Manager, Corporate Partnerships and Special Events
Eddie Eusepi, Manager, Game Day Production
Megan Miller, Marketing Manager, Contracts & Sponsor Relations
Tiffany Guzman, Marketing Assistant
Kim Hightower, Marketing Assistant
Ted Ovletrea, Mascot Coordinator
Emory Tyler, Bus Operations
Craig White, Dallas Cowboys on Tour

TICKET SALES AND PROMOTIONS

Joel Finglass, Director, Sales, Promotions and Advertising
Jim Engstrom, Assistant Director
Tandra Johnson, Assistant Director
Jeff Abadie, Sales
Dale Boutwell, Sales
Brian Hodge, Sales
Ted Low, Sales
Kasey Mesa, Sales
Matt Mooty, Sales
Becca Tatom, Sales
Tim Russell, Sales
Grady Siske, Sales
Leslie Yarbrough, Sales

FOOTBALL OPERATIONS

Bruce Mays, Director, Football Operations
Craig Glierber, Assistant Director, Football Operations
Bryan Wansley, Operations Assistant
Curtis Manning, Building Security
Jake Jacobs, Security
Wes Marshall, Security
Sanko Prioleau, Security
Herbert Tony Jr., Security

PLAYER DEVELOPMENT

Steve Carichoff, Director, Player Development
Calvin Hill, Consultant
Dr. Jacqualene Stephens, Consultant

HUMAN RESOURCES

Vincent Thompson, Chief Human Resources & Diversity Officer
Sarah White, Benefits Coordinator/H.R. Assistant
Robert Newhouse, Minority Procurement

COMMUNITY AFFAIRS

Jud Heflin, Director, Stadium Development
Jack Hill, Stadium Construction Manager
Robert Newhouse, Director, Alumni Affairs
Susan E. Skaggs, Director, Civic Affairs
Cindy Carpenter, Administrative Assistant, Stadium Development

PUBLIC RELATIONS

Rich Dalrymple, Director, Public Relations
Brett Daniels, Director, Corporate Communications
Emily Robbins, Director, Community Relations
Scott Agulnek, Public Relations Assistant
Whitney Brandon, Community Relations Assistant

TICKET OPERATIONS

Carol Padgett, Director, Ticket Operations
Ann Bihari, Assistant Director, Ticket Operations
Kristi Behlmann, Suite Ticket Representative
Darnella Davidson, Ticket Representative
Kristy Grissom, Administrative Assistant
Sonia Hacic, Box Office Manager, Dallas Desperados
Andrea Payne, Ticket Representative
Christopher Rogers, Ticket Representative
Krishna Tuttle, Ticket Representative
Casey Yocom, Ticket Representative

MEDICAL

Jim Maurer, Head Athletic Trainer
Britt Brown, Associate Athletic Trainer
Greg Gaither, Assistant Athletic Trainer
Dr. Dan Cooper, Team Physician
Dr. Andrew Dossett, Team Physician
Dr. J.R. Zamorano, Team Physician
Dr. Robert Fowler, Team Physician

EQUIPMENT

Mike McCord, Equipment Manager
Bucky Buchanan, Assistant Equipment Manager
Mike Kurowski, Assistant
Steve Mangus, Assistant

RETAIL MERCHANDISING

Jeff Coleman, Director, Retail Merchandising
Renate Kaaa, Coordinator, Retail Stores
Amon Simmons, Buyer
Shannon Gross, Coordinator, Catalog/Internet Coordinator
Doug Aydelott, Training Camp and Special Events
Willie Munoz, Game Day and Stadium Coordinator
Amy Baker, Administrative Assistant

COWBOYS PUBLICATIONS

Russ Russell, Publisher
Rusty Russell, Assistant Publisher
Ron Spain, Editor
Sharon Carnahan, Circulation Manager
Cheryl Harris, Production Manager
Kay Clark, Administrative Assistant
Jonnie Haug, Administrative Assistant

ACCOUNTING

George Mitchell, Chief Financial Officer
David Frey, Controller
Connie Toeves, Controller, Blue Star
Tom Walker, Tax Manager
Melissa Gleason, Assistant Controller
Jennifer Mashburn, Assistant Controller
Portia Rogers, Payroll
Gwendolyn Jones, Accounting Staff
Alisha Dietz, Accounting Staff
Joy Allen, Accounting Staff
Sarah Sprinkle, Accounting Staff
Jona Williamson, Accounting Staff
Rebecca Gassett, Administrative Assistant to CFO

INTERNET TECHNOLOGY

Derek Eagleton, Internet Director
Mickey Spagnola, Columnist/Editor
Nick Eatman, Writer
Alan Larkin, Webmaster

INFORMATION TECHNOLOGY

Peter Walsh, Director, Information Technology
David Brigner, Director, Business Systems
David Land, Networking & Infrastructure Manager
Jayd Yoshino, Network Engineer
Al Gibson, Network Engineer
Carmen Ponce, Network Administrator
Ryan Burns, Applications Developer
Tom Woods, Applications Developer
Ashley Pierre, Business Systems Engineer
Laura Ke, EDI Systems Analyst
Jered McNiel, Systems Administrator

BUILDING OPERATIONS/PRACTICE FIELDS

Steve Landers, Director of Facilities Operations
Chris Morrow, Field Supervisor
Al Walker, Assistant
Kathy Coleman, Mail Room/Supplies

COWBOYS BROADCASTING

Scott Purcel, Director, Broadcasting
Victor Villalba, Manager, Spanish Language Properties
Jeff Vick, Creative Production Producer
Roxanne Medina, Broadcast Producer
Brenda Davenport, Television & Internet Administrator
Josh Moore, Producer and Editor
Chris Behm, Videographer

VIDEO

Robert Blackwell, Director
Steve Gagliardino, Assistant Director
Rich Behm, Assistant
Jack Murray, Assistant

DALLAS COWBOYS CHEERLEADERS

Charlotte Anderson, President
Kelli McGonagill Finglass, Director
Judy Trammell, Head Choreographer
Dan Devens, Operations Manager
Erin Boyd, Appearance Coordinator
Miko Bagley, Assistant to the Director
Amanda Branam, Customer Service

Texas Stadium Corporation Directory

FRONT OFFICE

Stephen Jones, President
Bruce Hardy, Vice President and General Manager
Ron Underwood, Director of Operations
Glenn Kimberlin, Administrative Assistant/Operations
Susan E. Skaggs, Director of Special Events
Becky Elliott, Administrative Assistant
David Lavender, Director of Maintenance
Steve Epperson, Director of Housekeeping
Stephanie Downes, Executive Assistant
Veronica Elizardo, Receptionist

ACCOUNTING

Terri Van Hooser, Controller
Bobbi Cheney, Accounting Staff
Christie Butler, Assistant Controller
Susan Van Dyke, Accounting Staff
Keri Driver, Accounting Staff

FOOD AND BEVERAGE

Amy L. Phillips, Vice President Food and Beverage
George Wasai, Director of Concessions
Jeanne Sprufera, Director of Suite Services
Eduardo Alvarez, Executive Chef
Felipe Tirado, Executive Sous Chef
Gabriel Malagon, Sous Chef
Sarah Kavalasukas, Catering Sales Manager
Carter Helwig, Beverage Manager
Vicky Ezell, Catering Sales Coordinator
Jack Sharp, Suite Services Supervisor
Elaine Price, Suite Services Coordinator
Andrea Hull, Suite Services Coordinator
Shon Choice, Suite Services Assistant
Roderick Mitchell, Concessions Manager
Tavoris McGee, Warehouse Supervisor
Cyndi Comeaux, Concessions Assistant

Cowboys Merchandising Limited Directory

ADMINISTRATION

Jerry Jones Jr., President
Bill Priakos, Vice President
Doug Mefford, Distribution Manager
Neil Wiseman, General Merchandise Manager
Marcela Beard, International Sales
Sarah LaFavers, Account Manager
Sue Costa, Account Manager
Nancy Skole, Customer Service Manager
Lindsay Brown, Executive Assistant

ACCOUNTING

Dale Knox, Controller
Vicki Gregory, Assistant Controller
David J. Lee, Accounts Receivable Manager
Gurli Coambes, Accounting Staff
Javier Guerra, Accounting Staff
Stacey Lough, Accounting Staff
Evonne Patterson, Accounting Staff
Carolyn Weatherly, Accounting Staff

Dallas Desperados Football Club Directory

FRONT OFFICE

Jerry Jones, Jr., President/General Manager/Chief Executive Officer
Shy Anderson, Chief Operating Officer
George Mitchell, Chief Financial Officer
Ronnie Davis, Director, Sales
Robin Woith, Director, Corporate Partnerships
Scott Purcel, Director, Broadcasting
Eddie Eusepi, Manager, Marketing/Game Operations
Sonia Hacic, Manager, Ticket Operations
Pamela Jagger Purcel, Manager, Desperados Dancers
Blaze Weaver, Manager, Corporate Partnerships and Special Events
Scott Agulnek, Media Relations Coordinator
Whitney Brandon, Media Relations Assistant
Jim Tolbert, Senior Account Executive
Quinton Owens, Account Executive
Jason Schuchard, Account Executive
Charles Zars, Account Executive
Laura Furdon, Marketing/Community Relations
Ted Ovetrea, Mascot Coordinator
Tiffany Guzman, Assistant

COACHING STAFF

Will McClay, Head Coach
Tony Ollison, Strength and Conditioning
Terry Gray, Director of Player Personnel, OL/DL Coach

FOOTBALL OPERATIONS

Robert Blackwell, Video Director
Steve Mangus, Equipment Manager
Wes Miller, Athletic Trainer
Todd Williams, Player Personnel Coordinator
Adam Prasifka, Player Personnel Assistant
Dr. Robert Fowler, Team Physician
Dr. Shawn Bonsell, Team Physician

**The
Front
Office**





JERRY JONES



Owner, President and General Manager

In one of the most dramatic eras of ownership in professional sports, Jerry Jones's stewardship of the Dallas Cowboys has brought unprecedented results and success to one of the world's most visible sports entities.

Highlighted by Super Bowl victories following the 1992, 1993 and 1995 seasons, Jones became the first owner in NFL history to guide his team to three league championships in his first seven years of ownership.

In 1995, Dallas also became the first team in NFL history to win three Super Bowls in four seasons while tying the NFL record for most Super Bowl victories by an organization with five.

By 1999, the first decade of Jones's ownership closed with eight playoff appearances, six division titles, four conference championship game appearances and three world crowns. Dallas closed the millennium as the NFL's "Team of the Decade" for the 1990s.

Since he took over as general manager in 1989, the Cowboys have drafted 17 different players who have gone on to appear in a combined total of 63 Pro Bowls. Dallas has also signed four veteran free agent players who have made 13 Pro Bowl appearances while representing the Dallas Cowboys. Since 1989, the Cowboys have made 97 trades, the most celebrated of which was the 1989 deal that sent Herschel Walker to the Minnesota Vikings and provided the personnel foundation for three league titles.

In selecting the on-the-field leadership for the Cowboys, Jones hired a pair of coaches who won three Super Bowls in Dallas: Jimmy Johnson (1992-1993) and Barry Switzer (1995). Chan Gailey followed with a division title and playoff appearances in 1998 and 1999. In 2003, Jones successfully recruited two-time Super Bowl winner Bill Parcells to Dallas, and Parcells then directed the team to a 10-6 record and a return to the playoffs in his first year on the job.

In the last 27 years, 26 different owners have entered the National Football League. Of that group, only Jerry Jones and Robert Kraft of New England have guided their franchises to more than two Super Bowl championships. Moreover, Jones joins Art Rooney, Jack Kent Cooke, Al Davis, Eddie DeBartolo and Kraft as the only men to have won at least three Super Bowls as NFL owners.

On the league front, he has actively contributed to enhancing the NFL's status as the world's premier professional sports league by serving on the NFL's Competition Committee, the Broadcast Committee, the Management Council Executive Committee and the Business Ventures Committee. His vision in the areas of marketing, corporate sponsorships, television, stadium management and community service has made a visible imprint on the landscape of sports in America.

As a co-captain of the 1964 National Championship Arkansas Razorbacks, Jones is one of a very small number of NFL owners who actually earned a significant level of success as a football player. Jones is currently living his passion by engineering the fortunes of an NFL franchise. A man of varied interests who will not rest on yesterday's achievements, he is a dedicated businessman and family man - sharing a vivid enthusiasm for both.

Although Jones and his family are very involved in numerous civic and charitable causes, the Joneses have left an indelible local and national imprint on the philanthropic landscape with their love and dedication to The Salvation Army.

For the past eight seasons, the Jones family has dedicated the Cowboys Thanksgiving Day halftime show as a national showcase to kick off The Salvation Army's annual Red Kettle Drive. Through the donation of national television airtime, the event has created a new holiday tradition, while helping to increase donations to The Salvation Army's annual fund raising efforts by hundreds of millions of dollars. Major George Hood of The Salvation Army states that "by presenting the National Kettle Kickoff on Thanksgiving Day, the Dallas Cowboys have helped the Army raise over \$800 million in the past eight years." Reba McEntire, Randy Travis, Clint Black, Jessica Simpson, Billy Gilman, Creed, LeAnn Rimes, Toby Keith and Destiny's Child have provided the entertainment for the last eight holiday extravaganzas.

The Salvation Army points to the annual Cowboys kickoff event as one of the most effective, creative and important innovations that has been developed in the long and storied history of the organization.

The Joneses received the Evangeline Booth Award in 1999, one of the Army's highest national community service awards and have been selected for membership into the prestigious Salvation Army William Booth Society. Gene and Jerry were also named to the Army's National Advisory Board in April of 1998 shortly after being named the organization's Partners of the Year in 1997.

For 10 years, Gene and Jerry Jones served as hosts and underwrote the costs for the Super Lunch, a fundraising event for The Salvation Army Irving Corps Community Center. In 1998, the Gene and Jerry Jones Family Center for Children opened in conjunction with The Army.

As part of the Jones Family and the Dallas Cowboys commitment to Arlington, Texas, the future home of the club's new stadium, the Gene and Jerry Jones Family Charities will donate \$16.5 million to youth sports in Arlington over the next 33 years.

In 2001, the Joneses were awarded the Chairman's Award by The Boys and Girls Clubs of

America. In June of 2002, Gene and Jerry Jones were recognized as the recipients of the Children's Champion Award for Philanthropy that was presented by the Dallas for Children organization. In 2003, the Family Gateway organization of Dallas presented Gene and Jerry with the Annette G. Strauss Humanitarian Award. In April of 2005, Gene and Jerry were recipients of the Hope Award, the highest community service recognition awarded by the Lone Star Chapter of the National Multiple Sclerosis Society.

The Jones family is very involved with several other community-related organizations, including Children's Medical Center of Dallas, Happy Hill Farm Academy/Home, the National Board for The Boys and Girls Clubs of America, the Kent

Waldrep Paralysis Foundation, The Rise School of Dallas and The Family Place.

Jerry and Gene live in Dallas. They have three children, Stephen, Charlotte and Jerry, Jr., and seven grandchildren.

Stephen (6/21/64) is a graduate of the University of Arkansas and serves as the Cowboys Chief Operating Officer/Executive Vice President/Director of Player Personnel. Charlotte (7/26/66) is a Stanford graduate and serves as the Cowboys Vice President/Director of Charities and Special Events. Jerry Jr. (9/27/69), a graduate of Georgetown University who earned his law degree from Southern Methodist University, is the Cowboys Chief Sales and Marketing Officer/Vice President.

Chronology Since 1989:

February 25, 1989 – Jones purchases the Dallas Cowboys and the lease to manage Texas Stadium from H.R. "Burn" Bright. Jerry Jones names Jimmy Johnson as the new head coach.

April 20, 1989 – Jones completes negotiations on Troy Aikman's contract – a six-year deal that is completed four days before Aikman is the top overall selection in the 1989 NFL Draft.

October 12, 1989 – Herschel Walker is traded to Minnesota for five players, six conditional draft choices and a 1992 first round draft choice. Among the players who actually came to Dallas as a result of the trade include Emmitt Smith, Russell Maryland, Kevin Smith and Darren Woodson.

August 10, 1990 – The Cowboys first-ever in-state training camp concludes at St. Edward's University in Austin. Over 100,000 fans attend workouts, while more than 400 media credentials are issued in the three-plus weeks of work. Austin officials estimate the camp brought an additional \$3.2 million of income into the Austin area.

September 5, 1990 – The Cowboys trade Steve Walsh to the New Orleans Saints for a first and third round draft choice in 1991 and a conditional second round pick in 1992.

April 19, 1991 – A deal is made to bring the first overall selection in the 1991 NFL Draft to Dallas in exchange for a first and second round selection and three veteran players. Dallas selected Outland Trophy winner Russell Maryland with the top pick.

April 21-22, 1991 – In an unprecedented action among NFL clubs, the Cowboys sign their top three draft choices on draft day. The team also drafts a club record 17 players.

July 16, 1991 – The Cowboys open training camp in Austin with all 17 of their draft choices under contract. Dallas concludes its second training camp at St. Edward's University with over 75,000 fans attending the Cowboys practices.

November 24, 1991 – The Cowboys end the Redskins 1991 undefeated streak at 11 games with a 24-21 victory at RFK Stadium.

December 15, 1991 – Dallas defeats Philadelphia, 25-13, at Veterans Stadium to secure a wild card playoff spot. The victory marks the team's first trip to the playoffs since 1985.

December 22, 1991 – Dallas closes the 1991 season with a 31-27 win over Atlanta, marking the team's best record (11-5) since 1983.

January 5, 1992 – Dallas defeats Chicago by a 17-13 score in an opening round playoff game at Soldier Field. The victory marks the Cowboys first playoff win since 1982, and the first playoff win on the road since 1980.

May 1, 1992 – Jerry Jones is appointed to the NFL's Competition Committee by Commissioner Paul Tagliabue. Jones becomes the first owner to serve on the prestigious committee since the death of Cincinnati's Paul Brown.

December 21, 1992 – Before a national television audience on ABC's Monday Night Football, the Cowboys defeat the Atlanta Falcons (41-17) at the Georgia Dome to claim the NFC Eastern Division Championship. The victory marks the Cowboys first divisional title since 1985. It is the 14th divisional title in club history.

December 23, 1992 – Six players from the Cowboys offense are selected to play in the Pro Bowl. The six players establish a Dallas Cowboys record for most offensive players selected to the Pro Bowl.

December 27, 1992 – Dallas defeats Chicago by a 27-14 score at Texas Stadium. The victory is the 13th of the year for Dallas, establishing a new club record for victories in a season. Emmitt Smith finishes the season with 1,713 rushing yards, enabling him to become the first player to win back-to-back NFL rushing titles since Eric Dickerson (1983-84).

December, 1992 – The Cowboys set a team record for road attendance by averaging 72,523 fans-per-road game. The team also played before a sold-out stadium in all 16 regular season games.

January 10, 1993 – In their first home playoff game since 1983, Dallas hands NFC East rival Philadelphia a 34-10 defeat in an NFC Divisional Playoff Game.

January 17, 1993 – In their first NFC Championship Game since 1982, the Cowboys defeat the San Francisco 49ers by a 30-20 score at Candlestick Park. The victory sends Dallas to Super Bowl XXVII in Pasadena, marking the Cowboys first Super Bowl trip since 1978.

January 31, 1993 – While making a NFL record sixth Super Bowl appearance, the Cowboys defeat Buffalo 52-17 in Super Bowl XXVII at the Rose Bowl in Pasadena. Troy Aikman was named the game's MVP after throwing four touchdown passes. The Super Bowl crowd of 98,374 becomes the largest crowd to ever witness a Cowboys game. The game was witnessed by 133.4 million television viewers, making Super Bowl XXVII the most watched event in television history.

March 5, 1993 – The Super Bowl Champion Dallas Cowboys become the first athletic team to visit the White House under President Bill Clinton's administration. The visit to the White House is the first in club history.

December 28, 1993 – An NFC record 11 Dallas players are selected to the Pro Bowl. That group includes a club record eight offensive selections (seven Pro Bowl starters).

January 2, 1994 – The Cowboys defeat the N.Y. Giants 16-13 in overtime at the Meadowlands. The victory clinches the Cowboys second straight NFC East title and the 15th division crown in club history.

January 2, 1994 – Emmitt Smith finishes the season with 1,486 yards to earn his third straight NFL rushing crown. He becomes just the fourth man in NFL history to win three consecutive rushing titles. He is also named Associated Press NFL Player of the Year, the first Cowboy so honored.

January 23, 1994 – Dallas defeats San Francisco 38-21 in the NFC Championship Game at Texas Stadium. The victory gives the Cowboys an NFL-record seventh conference championship in the first conference title game to be played at Texas Stadium since Jan. 1, 1978 (a 23-6 win over Minnesota).

January 30, 1994 – Dallas becomes one of just three NFL teams to win four Super Bowls by defeating Buffalo (30-13) in Super Bowl XXVIII. The victory enables the Cowboys to become the only franchise in NFL history to win more than one Super Bowl under two different owners. The game, played at the Georgia Dome in Atlanta, featured two rushing touchdowns by Super Bowl MVP Emmitt Smith.

March 30, 1994 – Barry Switzer is named the new head coach of the Dallas Cowboys – and the third head coach in team history. Switzer replaces Jimmy Johnson, who stepped down as the Cowboys head coach the previous day.

December, 1994 – For the second straight season, the Cowboys send a club and NFC record 11 players to the Pro Bowl.

January, 1995 – The Cowboys set a Texas Stadium record for home attendance with an average crowd of 64,579, the first time Dallas has averaged over 64,000 fans-per-game at Texas Stadium. The previous record was 63,943 set in 1981.

January 15, 1995 – The Cowboys play in their third NFC Championship Game of the decade. The Cowboys are the only NFL team to play in multiple conference championship games in each decade of the team's existence.

December 24, 1995 – Dallas wraps up its fourth straight NFC Eastern Division title – a feat no other NFC East team had accomplished other than the Cowboys teams from 1976 to 1979.

December 25, 1995 – Emmitt Smith closes the season with a team record 1,773 rushing yards and an NFL record 25 rushing touchdowns. Smith led the NFL in rushing for the fourth time in five years, becoming just the fifth player in NFL history to win at least four rushing titles.

December, 1995 – Ten Cowboys are selected to the NFC Pro Bowl squad. Since 1993, Dallas has earned 32 Pro Bowl selections – the most ever by one team over a three-year period.

January 14, 1996 – The Cowboys win an NFL record eighth conference championship game by defeating the Green Bay Packers 38-27 at Texas Stadium. The victory marked the Cowboys third NFC title in four years.

January 28, 1996 – Dallas becomes the first team in NFL history to win three Super Bowls in a four-year period by defeating the Pittsburgh Steelers 27-17 in Super Bowl XXX at Sun Devil Stadium in Tempe, Ariz. The game is witnessed by 138.4 million television viewers, making Super Bowl XXX the most watched event in television history. The victory enables Dallas to earn its fifth Super Bowl title – joining the San Francisco 49ers as the only NFL franchises to win five Super Bowls. The Cowboys have appeared in an NFL record eight Super Bowls. Dallas also became the first NFL franchise to win Super Bowls with three different head coaches.

December 15, 1996 – The Cowboys clinch a fifth straight division title with a 12-6 win over the New England Patriots at Texas Stadium. The championship enables the Cowboys to become the first team in NFL history to win five straight NFC Eastern Division crowns.

January 5, 1997 – Dallas closes the post-season with a divisional playoff loss at Carolina. The loss marks the first time since the 1991 season that the Cowboys were unable to reach the NFC title game.

December, 1997 – The Cowboys close the 1997 season with a 6-10 record, marking the team's first non-playoff season since 1990.

February 12, 1998 – Jerry Jones names Chan Gailey as the fourth head coach in the history of the Dallas Cowboys franchise. Gailey, who had previously served as the Pittsburgh Steelers offensive coordinator, replaces Barry Switzer, who resigned from his position on January 9th.

July 15, 1998 – The Cowboys open training camp at Midwestern State University in Wichita Falls, Texas. Attendance figures for the four-week camp exceed 100,000.

November 8, 1998 – With 163 yards on 29 carries in a 16-6 win over the New York Giants, Emmitt Smith becomes the Dallas Cowboys all-time leading rusher. Smith's performance against New York pushes him past Tony Dorsett (12,036) and into the Cowboys top spot.

December 20, 1998 – After a one-year absence from postseason play, the Cowboys clinch their sixth NFC Eastern Division title in the

last seven years with a 13-9 win over Philadelphia at Texas Stadium. The 1998 division crown is the 19th division championship (15th NFC East title) in the club's 39-year history.

December 27, 1998 – After scoring a first-half touchdown on a one-yard run against the Redskins at Texas Stadium, Emmitt Smith becomes the NFL's all-time leader in rushing touchdowns, moving ahead of Marcus Allen (123). Smith would later add a 26-yard touchdown run in the second quarter to bring his league record total to 125 by season's end. The Cowboys closed the year with a 23-7 victory over Washington and a 10-6 record, marking the 23rd season in which Dallas recorded at least 10 wins – an NFL record. The win over the Redskins also enabled Dallas to become the first team in the history of the NFC East to post an 8-0 record in division play.

December 24, 1999 – The Dallas Cowboys NFL-record of consecutive games in front of sold out stadiums came to an end in a Christmas Eve game against the New Orleans Saints in the Louisiana Superdome. The streak, which included home and away games, came to a halt after 160 games. It began on Dec. 23, 1990 at Philadelphia's Veterans Stadium and included 79 straight sell-outs at Texas Stadium (including playoffs) and 81 straight sell-outs on the road (including playoffs).

January 2, 2000 – The Cowboys close the century as the NFL's most successful team in the decade of the 1990s. From 1990 to 1999, Dallas qualified for the playoffs eight times, won six division titles, made four trips to the conference championship game and won three Super Bowls. The 1999 season ends with an 8-8 regular season record and a wild card playoff loss at Minnesota on Jan. 9, 2000.

January 26, 2000 – Jerry Jones names Cowboys defensive coordinator Dave Campo as the fifth head coach in franchise history. Campo spent the previous 11 seasons as an assistant

coach in Dallas and was the defensive coordinator for the 1995 team that won Super Bowl XXX.

August 27, 2001 – Dallas defeats Oakland in a preseason American Bowl game in Mexico City that marks the Cowboys ninth international game. With stops in England (2), Japan (2), Mexico (4) and Canada (1), the Cowboys have played more international games than any other team in the NFL.

October 27, 2002 – In a 17-14 loss to the Seattle Seahawks at Texas Stadium, Emmitt Smith moved past Walter Payton to become the all-time NFL rushing leader. Smith finished the 2002 season, and his Dallas Cowboys career, with 17,162 yards, 436 more than Payton's previous career mark of 16,726.

January 2, 2003 – Jerry Jones names Bill Parcells as the sixth head coach in Dallas Cowboys franchise history. Parcells, a two-time Super Bowl winner with the New York Giants, replaces Dave Campo.

December 21, 2003 – The Cowboys topped the N.Y. Giants to record their 10th win of the season, securing a wild card berth in the playoffs. It was the club's 27th postseason appearance, extending their NFL record. It was also the 24th season in franchise history that the club had posted at least 10 wins, also a league record.

November 2, 2004 – With 55% of the vote, the citizens of Arlington, Texas overwhelming support a stadium referendum at the polls. The public-private partnership between the City of Arlington and the Dallas Cowboys will fund a retractable roof stadium with capacity for up to 90,000 people in the heart of Arlington's entertainment district. With over \$400 million committed by the team and stadium users, it will be the largest private investment in a stadium in NFL history, and the stadium will give North Texas the ability to bring major events like the Super Bowl and the NCAA Final Four to the region.

JERRY JONES MINORITY COACHING FELLOWSHIP

The Jerry Jones Minority Coaching Fellowship was established 17 years ago to give minority college football coaches an intensive working experience on the NFL level. The purpose of this fellowship is to create an experience that will enable an individual coach to understand all dimensions of coaching with the Dallas Cowboys, from working with players in the classroom and on the field, to studying techniques and strategies with the other coaches, to handling administrative duties.

Beginning with training camp, the fellowship coaches are Dallas Cowboys coaches until responsibilities at their respective institutions begin. The coaches are housed at the Cowboys' training facilities and take part in every aspect of the football program, including on-field coaching, staff meeting participation and daily evaluation of current and prospective NFL players. During their stay with the Cowboys, each fellowship coach develops an understanding of the role of an NFL coach, of how to organize and formulate practice plans and game plans and of player evaluations.

"The fellowship coaches are an important part of our team during training camp," says Cowboys owner Jerry Jones. "We want them not only to learn, but to help us during this crucial time of preparing our team for the season. We believe this experience with the Cowboys will help minority coaches develop the background and contacts to move more rapidly into the NFL."



STEPHEN JONES

**Executive Vice President/
Chief Operating Officer**



With 16 years of NFL experience under his belt, Stephen Jones has established himself as one of the brightest young executives in professional sports. Recognized as Owner Jerry Jones's right-hand man, Jones is the Cowboys Chief Operating Officer and Executive Vice President, as well as President of Texas Stadium.

Jones is spearheading the club's new stadium efforts, overseeing the in-house development team while working directly with local government, community and business leaders. He was directly responsible for the club's successful referendum campaign in the fall of 2004 that saw the City of Arlington agree to join forces with the Cowboys in building a new state-of-the-art stadium for the 2009 season.

On a day-to-day basis, he oversees the operations of both the Dallas Cowboys and Texas Stadium. His work involves managing the organization's 300 employees, including the coordination of the Cowboys entire player personnel department and major player contract work.

Jones played an integral role in the team's rise from a 1-15 record in 1989 to being the NFL's "Team of the Decade" with three Super Bowl titles in the 1990s. As he enters his 17th NFL season, Jones is a driving force behind the Cowboys resurgence as one of the elite level teams in the NFL. His recent work has seen the club restock its roster with some of the game's top young talent.

Over a one-week span in the spring of 2005, Jones was instrumental in the distribution of \$30 million in signing bonus money to quarterback Drew Bledsoe, defensive tackle Jason Ferguson, cornerback Anthony Henry and guard Marco Rivera. The signing of Ferguson, Henry and Rivera all took place in one day, March 3, the biggest signing day in club history.

The re-working of the Cowboys roster began in earnest in February, 2003 when, over a two-week span, Jones helped orchestrate the signing of Flozell Adams to a long-term contract, the acquisition via trade and signing of Terry Glenn from Green Bay and the unrestricted free agent signings of Dan Campbell and Al Singleton. Adams has since earned back-to-back Pro Bowl berths following the 2003 and 2004 seasons.

In the last three years, Jones has helped secure the services of four of the club's 2004 Pro Bowl players, safety Roy Williams, defensive tackle LaRoi Glover, tight end Jason Witten and Adams. The last three draft classes are proving to be the foundation for the future of the Cowboys with seven All-Rookie team members coming out of those drafts, including Julius Jones following the 2004 season.

In the ever-evolving strategy that dictates a team's competitiveness in the current collective bargaining agreement, Jones's performance in managing the Cowboys salary cap has played a

prominent role in the team's ability to compete at the NFL's highest level.

Jones's involvement in shaping the Dallas roster under the salary cap was critical in allowing the Cowboys to maintain one of the NFL's most talented core group of players throughout the decade of the 1990s. His creativity and care taking of the Cowboys cap played a key role in the team's six division titles and four conference championship game appearances.

During a historic two-year period, Jones was involved in signing five Cowboys stars who were considered the best players in the game at their positions. Between September of 1993 and September of 1995, Jones helped orchestrate contract agreements with running back Emmitt Smith, quarterback Troy Aikman, fullback Daryl Johnston, wide receiver Michael Irvin and cornerback Deion Sanders.

In the summer of 1992, Jones was the key figure in the negotiation and signing of 13 veteran contracts – enabling the Cowboys to start the season with a complete roster en route to their run to the Super Bowl XXVII title.

In April of 1991, Jones was part of a Dallas college draft effort that saw the Cowboys select 17 players – all of whom were signed to contracts prior to the start of training camp in July. In addition, 14 of the 17 players drafted by Dallas in '91 went on to earn roster spots in the NFL.

Jones has enjoyed a life-long association with the game of football. A four-year letterman as a linebacker and special teams standout at the University of Arkansas, Jones was a starter for the Razorbacks in the Orange Bowl Classic Game that followed the 1986 season. Prior to attending the University of Arkansas, Jones was an all-state quarterback and a three-year starter at Catholic High School in Little Rock.

He graduated from Arkansas in 1988 with a degree in chemical engineering, and immediately went to work in the oil and gas business for JMC Exploration as an engineer.

On Feb. 25, 1989, Jerry Jones purchased the Dallas Cowboys and installed Stephen into a key front office position as one-of-three vice presidents with the club.

Jones is actively involved with the Young Presidents' Organization and serves on the board of directors for the Southwestern Bell/SMU Athletic Forum, Cotton Bowl Athletic Association, Episcopal School of Dallas and Circle Ten Council of the Boy Scouts of America. Jones is also a member of the Dallas Citizens Council.

Jones (6/21/64) was born and reared in Little Rock. He is married to the former Karen Hickman of El Dorado, Ark., and the couple has three daughters and a son: Jessica (8/24/92), Jordan (10/8/93), Caroline (4/4/97) and John Stephen (4/19/99).



BILL PARCELLS

Head Coach

Years in NFL: 18th Year

Years with Cowboys: 3rd Year

On January 2, 2003, Bill Parcells took over the head coaching reigns of the Dallas Cowboys, marking the union of one of the NFL's most visible and successful franchises with one of the most prominent coaches in the history of the league.

In his first 12 months on the job, Parcells became the first head coach in NFL history to direct four different teams to the playoffs when he guided the 2003 Dallas Cowboys to a 10-6 record and a wild card playoff berth. It was his ninth trip to the postseason as an NFL head coach. After a 6-10 season in 2004, Parcells' 17-year career record now stands at 165-123-1.

Parcells is currently 11th in NFL history in total victories by a head coach, and he is the second winningest active coach in the NFL trailing only San Diego's Marty Schottenheimer, who has posted 182 victories in 19 years. With four victories in 2005, Parcells will move ahead of Bud Grant (168) and into the NFL's all-time top 10 for coaching victories.

A two-time Super Bowl winner with the New York Giants (1986 and 1990), Parcells is one of only four coaches (Dan Reeves, Don Shula and Dick Vermeil) in NFL history to have led two separate teams to the Super Bowl. He joined that elite coaching group after taking the New England Patriots to the NFL title game following the team's AFC Championship in 1996.

One of just four active NFL head coaches to have won at least two Super Bowls (Joe Gibbs, Bill Belichick and Mike Shanahan), Parcells owns a postseason record of 11-7. He has guided 11 teams to winning seasons, and nine of his clubs

have won at least 10 regular season games. Parcells-led teams have finished in either first or second place in their division in 10 of his 17 seasons.

All three of the previous NFL franchises that have been coached by Parcells can attest to his ability to develop a winner and maintain success. His results with the New York Giants, the New England Patriots and the New York Jets were dramatic and provided a winning foundation for the years that followed his departure.

Parcells' success has taken place in both the pre- and post-free agency days of the NFL. His Giants teams were constructed in the days before the NFL's current salary cap and free agency systems were in place. His success with the Patriots occurred as the league was making the transition to free agency and the salary cap. His turnaround of the Jets took place four years into the system that is the structure for the NFL's current collective bargaining agreement.

In 1983 Parcells assumed the head coaching reins of a Giants team that had just one winning season in its previous 10 years. Parcells took over a 4-5 team from the strike-shortened 1982 season and, following a 3-12-1 campaign in 1983, enjoyed a remarkable run of 9, 10, 14, 10, 12 and 13-win seasons between 1984 and 1990. In 1984 and 1985, the Giants reached the postseason as a wild card team. Each time the eventual Super Bowl champions eliminated the vastly improved Giants from the playoffs. In 1986, however, the Giants went 14-2 and defeated the Denver Broncos in Super Bowl XXI. After a two-year

Head Coaching Top 20 All-Time Career Victories

Coach	Years	Teams	Career Totals				Regular Season			
			W	L	T	Pct.	W	L	T	Pct.
1. Don Shula	32	Colts, Dolphins	347	173	6	.665	328	156	6	.676
2. George Halas	40	Bears	324	151	31	.671	318	148	31	.671
3. Tom Landry	29	Cowboys	270	178	6	.601	250	162	6	.605
4. Curly Lambeau	33	Packers, Cardinals, Redskins	229	134	22	.623	226	132	22	.624
5. Chuck Noll	23	Steelers	209	156	1	.572	193	148	1	.566
6. Dan Reeves	23	Broncos, Giants, Falcons	201	174	2	.536	190	165	2	.535
7. Chuck Knox	22	Rams, Bills, Seahawks	193	158	1	.550	186	147	1	.558
8. Marty Schottenheimer	19	Browns, Chiefs, Redskins, Chargers	182	129	1	.585	177	117	1	.602
9. Paul Brown	21	Browns, Bengals	170	108	6	.609	166	100	6	.621
10. Bud Grant	18	Vikings	168	108	5	.607	158	96	5	.620
11. BILL PARCELLS	17	Giants, Patriots, Jets, Cowboys	165	123	1	.571	154	116	1	.570
12. Marv Levy	17	Chiefs, Bills	154	120	0	.562	143	112	0	.561
13. Steve Owen	23	Giants	153	108	17	.581	151	100	17	.595
14. Joe Gibbs	13	Redskins	146	75	0	.661	130	70	0	.650
15. Bill Cowher	13	Steelers	138	86	1	.616	130	77	1	.627
16. Hank Stram	17	Chiefs, Saints	136	100	10	.573	131	97	10	.571
17. Mike Holmgren	13	Packers, Seahawks	134	90	0	.598	125	83	0	.601
Weeb Ewbank	20	Colts, Jets	134	130	7	.507	130	129	7	.502
19. Mike Ditka	14	Bears, Saints	127	101	0	.557	121	95	0	.560
20. Jim Mora	15	Saints, Colts	125	112	0	.527	125	106	0	.541

BOLD indicates active coaches.

absence, the Giants returned to the playoffs in 1989 as NFC Eastern Division champions. In 1990 the team captured its second world championship with a dramatic 20-19 victory over the Buffalo Bills in Super Bowl XXV. During his time with the Giants, the club won two Super Bowls, three division titles and had only one losing season. For his accomplishments, Parcells was recognized with NFL Coach of the Year honors in 1986 and 1989.

Citing health concerns, Parcells spent two years (1991-92) as a football analyst for NBC Sports, serving in roles ranging from studio host to color commentator. He returned to coaching in 1993, taking over the struggling New England Patriots who posted a 2-14 record in 1992 and were on a four-year losing skid. Within two years, Parcells coached the team to a 10-6 mark and its first playoff game in eight years. Then, in his fourth year, the Patriots went 11-5, good for first in the AFC East and a playoff bye, setting up two home playoff wins that put them into Super Bowl XXXI against Green Bay.

After taking over the Jets in February of 1997, Parcells guided the team to a 29-19 regular season record in his three seasons. The 29 victories accounted for the fifth most wins in the NFL over that period of time. Additionally, the team won the AFC East title in 1998 and advanced to the AFC Championship Game against the eventual Super Bowl champion Denver Broncos.

As the head coach and chief football operations officer of the Jets, he took full advantage of the "new" NFL by making several crucial personnel moves: replacing restricted free agent running back and perennial 1,000-yard rusher Curtis Martin away from New England; swaying one of

the top young centers in the NFL, Kevin Mawae, to join his efforts; and by signing veteran quarterback and 1998 team MVP Vinny Testaverde shortly after he had been released by Baltimore.

Under Parcells, the Jets went from 1-15 in 1996 to 9-7 in 1997 to 12-4 and the AFC Championship Game in 1998 – an improvement of 20 victories. It marked the first time in NFL history that a team had won one game and within two years was playing for a conference championship. The only other team that won one game in a season and then was able to make the playoffs in a two-year period was Vince Lombardi's Green Bay Packers, who were 1-10-1 in 1958 and rose to 7-5 in 1959 and to the NFL West title at 8-4 in 1960.

Under Parcells in 1997, the Jets came within one game of the playoffs at 9-7 and within one game of equaling their victory total for the previous three seasons (6-10 in 1994, 3-13 in '95 and 1-15 in '96). The improvement of eight games tied for the second best all-time turnaround, just behind the 1929 New York Giants and the 1963 Oakland Raiders, both of whom improved by nine wins over their preceding year. The turnaround of a plus eight was also accomplished by Ted Marchibroda, who guided the 1992 Indianapolis squad to 9-7 after a 1-15 season in 1991.

After a collegiate playing career that included stops at Colgate and Wichita State University, he began his coaching career in 1964 as a defensive assistant at Hastings College in Nebraska. He returned to Wichita State in 1965 as a defensive line coach before moving east to coach at Army. After four years at West Point (1966-69), Parcells left for stints at Florida State, Vanderbilt, and Texas Tech. His first head coaching position

PARCELLS' HEAD COACHING RECORD

Regular Season Totals

Year	Team	W	L	T	Pct.	Result
1983	N.Y. Giants	3	12	1	.219	5th NFC East
1984	N.Y. Giants	9	7	0	.563	2nd NFC East
1985	N.Y. Giants	10	6	0	.625	2nd NFC East
1986	N.Y. Giants	14	2	0	.875	1st NFC East
1987	N.Y. Giants	6	9	0	.400	5th NFC East
1988	N.Y. Giants	10	6	0	.625	2nd NFC East
1989	N.Y. Giants	12	4	0	.750	1st NFC East
1990	N.Y. Giants	13	3	0	.813	1st NFC East
1993	New England	5	11	0	.313	4th AFC East
1994	New England	10	6	0	.625	2nd AFC East
1995	New England	6	10	0	.375	4th AFC East
1996	New England	11	5	0	.688	1st AFC East
1997	N.Y. Jets	9	7	0	.571	3rd AFC East
1998	N.Y. Jets	12	4	0	.750	1st AFC East
1999	N.Y. Jets	8	8	0	.500	4th AFC East
2003	Dallas	10	6	0	.625	2nd NFC East
2004	Dallas	6	10	0	.375	3rd NFC East
Career Totals		154	116	1	.570	

NFL PLAYOFF RECORD

Year	Team	W	L	T	Pct.	Finish
1984	N.Y. Giants	1	1	0	.500	
1985	N.Y. Giants	1	1	0	.500	
1986	N.Y. Giants	3	0	0	1.000	Super Bowl XXI Champions
1989	N.Y. Giants	0	1	0	.000	
1990	N.Y. Giants	3	0	0	1.000	Super Bowl XXV Champions
1994	New England	0	1	0	.000	
1996	New England	2	1	0	.667	AFC Champions
1998	N.Y. Jets	1	1	0	.500	
2003	Dallas	0	1	0	.000	
Career Totals		11	7	0	.611	

NFL TOTAL RECORD

	W	L	T	Pct.
Regular Season	154	116	1	.510
Postseason	11	7	0	.611
Career Totals	165	123	1	.571

came at the Air Force Academy in 1978. He then moved on to the NFL, as an assistant on Ray Perkins' staff with the Giants in 1979. After one season, he joined the Patriots (1980) as the linebackers coach on Ron Erhardt's staff for one year before returning to the Giants as defensive coordinator and linebackers coach, the position he held until taking over as head coach in 1983.

Parcells is an Oradell, N.J. native. He was a member of the first graduating class at River Dell High School in Oradell in 1959, where he starred in basketball, football and baseball.

Born on Aug. 22, 1941 in Englewood, N.J., Parcells has three daughters - Suzy, Jill and Dallas - and three grandchildren.

BILL PARCELLS' COACHING HISTORY

Year	Team/School	Position
1964	Hastings College	Defensive Line Coach
1965	Wichita State	Defensive Line Coach
1966-69	Army	Linebackers Coach
1970-72	Florida State	Linebackers Coach
1973-74	Vanderbilt	Defensive Coordinator
1975-77	Texas Tech	Defensive Coordinator
1978	Air Force Academy	Head Coach
1979	New York Giants	Assistant
1980	New England Patriots	Linebackers Coach
1981-82	New York Giants	Defensive Coordinator/Linebackers Coach
1983-90	New York Giants	Head Coach
1993-96	New England Patriots	Head Coach
1997-99	New York Jets	Head Coach/Chief Football Operating Officer
2003-04	Dallas Cowboys	Head Coach

CAREER HONORS

1998	<i>USA Today</i> AFC Coach of the Year	1994 cont. <i>College and Pro Football Newsweekly</i>
1994	Associated Press Coach of the Year	AFC Coach of the Year
	United Press International Coach of the Year	1989 NFL Films Coach of the Year
	Maxwell Award Coach of the Year	<i>The Washington Post</i> NFL Coach of the Year
	<i>USA Today</i> Coach of the Year	1986 NFL Coach of the Year
	<i>Pro Football Weekly</i> Coach of the Year	1984 <i>Pro Magazine</i> NFC East Coach of the Year
	<i>Football Digest</i> Coach of the Year	

CAREER NFL HIGHLIGHTS

DATE	OPPONENT	SCORE	W/L	HIGHLIGHT
9/4/83	Los Angeles Rams	6-16	L	First game as NFL Head Coach
9/11/83	at Atlanta Falcons	16-13 (OT)	W	First win as NFL Head Coach
12/2/84	New York Jets	20-10	W	Clinches First winning season
12/23/84	at Los Angeles Rams	16-13	W	First playoff victory
12/29/84	at San Francisco 49ers	10-21	L	NFC Playoff game
12/29/85	San Francisco 49ers	17-3	W	NFC Wild-Card game
1/5/86	at Chicago Bears	0-21	L	NFC Playoff game
12/14/86	St. Louis Cardinals	27-7	W	Clinches First NFC East title
12/20/86	Green Bay Packers	55-24	W	Undefeated at home for 1986 (8-0)
1/4/87	San Francisco 49ers	49-3	W	NFC Playoff game
1/11/87	Washington Redskins	17-0	W	NFC Championship Game
1/25/87	Denver Broncos	39-20	W	Super Bowl XXI
12/2/88	at Washington Redskins	24-23	W	50th career NFL win
12/16/89	Dallas Cowboys	15-0	W	Clinches NFC East
1/7/90	Los Angeles Rams	13-19 (OT)	L	NFC Playoff game
12/23/90	at Phoenix Cardinals	24-21	L	Clinches NFC East
1/13/91	Chicago Bears	31-3	W	NFC Playoff game
1/20/91	at San Francisco 49ers	15-13	W	NFC Championship Game
1/27/91	Buffalo Bills	20-19	W	Super Bowl XXV
9/5/93	at Buffalo Bills	14-38	L	First game with Patriots
10/10/93	at Phoenix Cardinals	23-21	W	First win with Patriots
12/24/94	at Chicago Bears	13-3	W	100th NFL win - clinches playoff berth
1/1/95	at Cleveland Browns	13-20	L	AFC Playoff game
12/8/96	New York Jets	34-10	W	Clinches AFC East
12/21/96	at New York Giants	23-22	W	Clinches first round playoff bye
1/12/97	Pittsburgh Steelers	28-3	W	AFC Playoff game
1/19/97	Jacksonville Jaguars	20-6	W	AFC Championship Game
1/26/97	Green Bay Packers	21-35	L	Super Bowl XXXI
8/31/97	at Seattle Seahawks	41-3	W	First game and win with Jets
11/2/97	Baltimore Ravens	19-16 (OT)	W	200th regular season game
12/14/97	Tampa Bay Buccaneers	31-0	W	Jets first winning season since 1988
12/13/98	at Miami Dolphins	21-16	W	First Jets playoff berth since 1991
12/19/98	at Buffalo Bills	17-10	W	First Jets AFC East title, Parcells' fifth
1/10/99	Jacksonville Jaguars	34-24	W	First playoff win as coach of Jets
1/17/99	at Denver Broncos	10-23	L	AFC Championship Game
11/21/99	Buffalo Bills	17-7	W	250th Game (Reg. & Post-Season)
1/2/00	Seattle Seahawks	19-9	W	Final Game as Jets Head Coach
9/7/03	Atlanta Falcons	13-27	L	First game with Cowboys
9/15/03	at New York Giants	35-32 (OT)	W	First win with Cowboys and 150th NFL win
12/21/03	New York Giants	19-3	W	First Cowboys playoff berth since 1999
1/3/04	@ Carolina	10-29	L	NFL record fourth team taken to playoffs



TODD BOWLES

Secondary

Temple

NFL: 6th Year ★ Cowboys: 1st Year

Todd Bowles joins Cowboys coaching staff in 2005, as a veteran of 13 NFL seasons as a player and coach. Bowles has translated the knowledge he gained in eight seasons patrolling the secondary into tangible results during five years as a coach, with dramatic improvement in the pass defense in his previous coaching stops.

In 2004, Bowles oversaw the Browns secondary and helped the group finish with the fifth best pass defense in the league (181.3 passing yards-per-game). Overall, the defense closed out the year ranked 15th in the NFL, matching their finish from the 2003 season. From 2001-03, Bowles served as the Browns defensive nickel package coach. Cleveland's 13 passing touchdowns allowed in 2003 tied for the fewest allowed in franchise history during a 16-game season, and the Browns 2003 defense ranked 15th in the NFL, the club's best overall defensive ranking since 1994. The 2001 Browns led the league and set a team record with 33 interceptions – with the secondary accounting for 28 of the thefts, including 10 by then rookie Anthony Henry, now the Cowboys starting right cornerback.

Prior to joining the Browns, Bowles served as the N.Y. Jets defensive backs coach in 2000, helping the Jets pass defense improve from a 24th ranking in 1999 to sixth in 2000. They also tied for sixth in the league with 21 interceptions.

Bowles served as the defensive coordinator/defensive backs coach for Grambling State University from 1998-99. He made his coaching debut in 1997 as the defensive coordinator/secondary coach at Morehouse College. Before entering the coaching ranks, Bowles worked in the Green Bay Packers personnel department as a college scout from 1995-96.

Bowles spent eight years as a defensive back with the Washington Redskins (1986-90, 1992-93) and San Francisco 49ers (1991). He played on the Redskins Super Bowl XXII championship team. Bowles saw action in 117 games, starting 65 consecutive games at safety at one point during his career, and totaled 570 tackles, 15 interceptions and four fumble recoveries.

Bowles and his wife, Jill, have a daughter, Sydney (4/20/93) and sons, Todd Jr. (11/22/02) and Troy (3/29/05).

Todd Bowles – Born November 18, 1963, Elizabeth, N.J. Defensive back Temple 1982-85. Pro: defensive back Washington Redskins 1986-90, 1992-93, San Francisco 49ers 1991. College coach: Morehouse College 1997, Grambling State 1998-99. Pro coach: New York Jets 2000, Cleveland Browns 2001-04, Dallas Cowboys 2005.



BRUCE DeHAVEN

Special Teams

Southwestern College (Kan.)

NFL: 19th Year ★ Cowboys: 3rd Year

Bruce DeHaven joined the Cowboys coaching staff in 2003, bringing with him 16 years of NFL experience and a reputation as one of the league's top special teams coaches. In two seasons, DeHaven's units have delivered.

In 2004 the Cowboys kickoff coverage unit finished first in the NFL by limiting opponents to an average of 17.5 yards-per-return. In the last 10 games of the season – covering a span of 42 kickoffs – the Dallas unit did not allow a kickoff return of more than 26 yards. On the return side, rookie punt returner Lance Frazier ended the year fifth in the NFC (first among NFC rookies) in punt return average (9.5).

In 2003, the Cowboys punt coverage unit finished the year sixth in the NFL by allowing only 6.7 yards-per-return. There were also a number of outstanding individual performances on the year, with lineman Flozell Adams setting a team record by blocking three extra point attempts, kicker Billy Cundiff tying the NFL record for field goals in a game with seven three-pointers in

Dallas's overtime win at the N.Y. Giants (9/15), and Randal Williams returning an on-side kick attempt 38 yards for a touchdown to open the Philadelphia game (10/2).

Under DeHaven's guidance, the special teams in Buffalo (1987-99) and San Francisco (2000-02) thrived and were considered some of the most consistent units in the NFL. During DeHaven's three years with San Francisco, the 49ers special teams shined. In 2002, return man Jimmy Williams led the NFL with a 16.8-yard punt return average. This performance came on the heels of a 2001 season that saw Vinny Sutherland break the team record for most kick return yards by a rookie with 1,140.

Prior to joining the 49ers, DeHaven spent 13 seasons with Buffalo. During his tenure in Buffalo, the club made four consecutive Super Bowl appearances, won six AFC East championships and appeared in 20 playoff games. In those 13 years, DeHaven helped develop two of the greatest special teams players in NFL history: Mike

Pike and Steve Tasker. Under DeHaven's tutelage, Tasker was invited to seven Pro Bowls as the AFC's Special Teams Player and was voted the 1993 Pro Bowl MVP. In 1998, kicker Steve Christie set the Bills single-season club-records for points (140) and field goals (33) and became the franchise's all-time leading scorer. In 1996, *The Dallas Morning News*, in a ranking of the 19 most important statistical categories, named the Bills special teams unit the best in the NFL. His 1991 punt coverage unit led the NFL in fewest punt return yards allowed with 53, the lowest total since the NFL changed the rules allowing only the ends to release on punt coverage when the ball is snapped. DeHaven also guided the Bills kickoff coverage unit to the top NFL ranking four consecutive years (1987-90).

Prior to joining the Bills staff in 1987, DeHaven spent three seasons in different coaching capacities in the USFL. He was the running backs and special teams coach with the Orlando Renegades (1985), special teams coach and offensive line coach for the Pittsburgh Maulers

(1984) and special teams and assistant offensive line coach with the New Jersey Generals (1983).

DeHaven began his collegiate coaching career at Kansas (1979-81), working with the defensive backs and offensive line, as well as heading up recruiting. He served as offensive line coach and recruiting coordinator at New Mexico State in 1982 before breaking into the pro ranks.

Before joining the college ranks, DeHaven spent nine years as a high school coach. As an assistant at Wichita, Kan., Southeast High School during part of that time, he helped lead the school to three consecutive Kansas state football championships.

Born in Trousdale, Kan. (9/6/48), DeHaven played eight-man football at Belpre-Trousdale, Kan., High School. A graduate of Southwestern College in Kansas with a degree in history and political science, DeHaven was a basketball standout, leading the team in scoring two years. He also participated in track and field. He and his wife, Kathy, have a son Tobin Scott (3/17/97) and daughter Annie Maude (3/23/99).

Bruce DeHaven – Born September 6, 1948, Trousdale, Kan. Attended Southwestern College (Kan.) but did not play football. College coach: Kansas 1979-81, New Mexico State 1982. Pro coach: New Jersey Generals (USFL) 1983, Pittsburgh Maulers (USFL) 1984, Orlando Renegades (USFL) 1985, Buffalo Bills 1987-99, San Francisco 49ers 2000-2002, Dallas Cowboys 2003-2004.



GARY GIBBS

Linebackers

Oklahoma

NFL: 4th Year ★ Cowboys: 4th Year

Gary Gibbs joined the Cowboys coaching staff in 2002 and took over one of the club's most dependable position groups – linebacker. Gibbs – who brought 22 years of coaching experience to Dallas – has helped the Cowboys linebacking corps remain one of the club's most productive position groups. Since Gibbs' arrival three years ago, linebackers have finished at the top of the club's tackle chart each season while posting some of the best tackle totals in franchise history.

The Cowboys starting linebackers all finished the 2004 season ranked in the top six on the team in tackles. Dat Nguyen again was the team leader with 135 stops, the third best total of his career, while finishing second on the team in interceptions with a career-high three. Dexter Coakley totaled 91 tackles to rank third on the squad, while Al Singleton finished sixth with 57 stops despite missing the final three games of the season with an abdominal injury.

In 2003, Dallas's linebacking unit led the Cowboys defensive charge with the top two tacklers on the squad. Nguyen finished with a team-high 140 tackles – the second best total of his career – and was the only defender to rank in the top five on the team in every major statistical category. Nguyen led the club in tackles for losses (nine), placed third in passes defended (11), tied for fourth in quarterback pressures (10) and tied for fifth in sacks (2.0). Coakley earned his third career Pro Bowl selection after finishing second on the squad with 110 stops. Free agent addition

Singleton moved into the strongside linebacker spot in his first year with the team and recorded the second best tackle total of his career (57).

The Cowboys linebackers proved to be one of the club's strongest and most dependable units during Gibbs' first season with the club. Coakley led the team with 173 tackles, the second best single-season total in club history, while Kevin Hardy finished third on the team with 114 stops. Nguyen, despite missing eight games following surgery to repair a fractured wrist, finished fifth on the team with 81 tackles.

Gibbs came to Dallas after consecutive one-year assignments as the defensive coordinator at Louisiana State University (2001) and the University of Georgia (2000). The LSU Tigers compiled a 10-3 record, winning the SEC title and the Nokia Sugar Bowl. Gibbs' defensive unit finished the year ranked 21st nationally in rushing yards allowed and also led the SEC in interceptions with 18. While at Georgia, the Bulldog defense ranked 19th in the nation in total defense and 12th in scoring defense, allowing just 18 points-per-game.

Gibbs had a 23-year career at the University of Oklahoma as a player, assistant and head coach. During that time, the Sooners played in 16 bowl games and won three national titles.

During his six seasons as the head coach at Oklahoma (1989-94), Gibbs guided the Sooners to three bowl games and an overall record of 44-23-2. In his first three seasons after taking over

the program from Barry Switzer, Gibbs continued the school's pattern of success, improving Oklahoma's record each season, from 7-4 as a rookie head coach, to 8-3 in the second year. A 9-3 season in 1991, his third year at the helm, included a 48-14 win over Virginia in the Gator Bowl. After slipping to 5-4-2 in 1992, Gibbs guided the Sooners to another 9-3 season in 1993, including a win over Texas Tech in the John Hancock Bowl.

Gibbs began his coaching career as a graduate assistant under Switzer at Oklahoma in 1975. In 1978, he was promoted to linebackers coach. In 1981, Gibbs was named the Sooners defensive coordinator, and he held that post until taking over as head coach in 1989. During his tenure as Oklahoma's defensive coordinator, the Sooners captured the 1985 national title, and their defense led the nation in total defense three straight years (1985-87) and twice finished first in rushing defense (1986 and 1987). Among the players who prospered under Gibbs's tutelage were Lombardi Award winner Tony Casillas, two-

time Butkus Award winner Brian Bosworth and co-Thorpe Award winner Rickey Dixon.

Gibbs was a linebacker at Oklahoma from 1972 to 1974, a span that saw the Sooners post a 29-4-1 overall mark and finish No. 1 in the nation in 1974 – with Gibbs recording 114 tackles as a starter. Oklahoma was ranked second in the nation in 1972 and they finished third nationally in 1973. Before joining the coaching staff at Oklahoma, Gibbs went to training camp with the New England Patriots as a free agent in 1975.

He earned his undergraduate degree in marketing from Oklahoma in 1974 and his master's degree in business from his alma mater in 1976.

A native of Beaumont, Texas, Gibbs lettered in both football (linebacker) and baseball (short-stop) at Spring Branch, Texas, High School. He and his wife, Jeanne, have two daughters, Whitley (6/23/81) and Jordan (5/1/84). The Gibbs family annually contributes to The Salvation Army Angel Tree program and the Happy Hill Farm Academy/ Home.

Gary Gibbs – Born August 13, 1952, Beaumont, Texas Linebacker Oklahoma 1972-74. College coach: Oklahoma 1975-94 (head coach 1989-94), Georgia 2000, Louisiana State 2001. Pro coach: Dallas Cowboys 2002-04.



TODD HALEY

Wide Receivers

University of North Florida

NFL: 9th Year ★ Cowboys: 2nd Year

A coaching veteran of eight NFL seasons, Todd Haley joined the Cowboys as wide receivers coach in 2004 after three years in the same capacity with the Chicago Bears.

In his first year in Dallas, Haley opened the campaign with veteran receivers Keyshawn Johnson and Terry Glenn – a seasoned pair that have combined for 1,134 receptions, 14,176 receiving yards and 77 touchdown receptions. A mid-season injury to Glenn that occurred shortly after the trade acquisition of Quincy Morgan forced Haley to re-shuffle the Cowboys receiving deck and accelerate the development of a group of newcomers.

Johnson finished the 2004 season with 70 catches for a team-high 981 yards and tied for the team lead in touchdown catches with six. Prior to his season ending foot injury, Glenn was averaging 16.7 yards-per-catch on 24 receptions (400 yards) with a pair of scores.

A pair of productive rookies – Patrick Crayton and Terrance Copper – were the biggest recipients of Haley's teaching. Crayton caught 12 passes for 162 yards, including the game-winning, last minute 39-yard scoring strike against Washington in December. Copper added seven catches for 84 yards and a touchdown in the Monday night win at Seattle.

Despite working with three different starting quarterbacks with the Bears in 2003, three of Haley's charges topped the 40-catch mark for the season, with Marty Booker leading the club with 52 receptions and 715 receiving yards. Dez White was second on the team with 49 receptions for 583 yards and David Terrell recorded a

career-high 43 catches for 361 yards.

In 2002, Haley oversaw the continued growth of Booker who became the first Bears Pro Bowl selection at wide receiver since 1971 and only the fourth receiver in franchise history to earn the recognition. Booker became just the second Bears receiver to record back-to-back 1,000-yard seasons with a career-best 1,189 yards and a team-leading six touchdowns while just missing his second consecutive season of 100-or-more catches (97). His two-year total of 197 receptions in 2001-02 was tops in the NFC. White also took advantage of Haley's mentorship, recording his first 100-yard receiving game and establishing career bests with 51 receptions for 656 yards and four touchdowns.

In Haley's first season with the Bears, he guided a young group which featured a breakout season from Booker – who became the first receiver in team history to catch 100 passes in a season. Booker became the eighth receiver in Bears history to surpass 1,000 receiving yards in a season with 1,071. He also posted a career-best and team-high eight touchdown catches.

Haley joined the Bears after spending six seasons with the New York Jets (1995-2000). In 1999-2000, he mentored the Jets wide receivers. In his first season with the group, Haley helped guide Keyshawn Johnson to his second consecutive Pro Bowl appearance. Johnson finished the season with 89 receptions, 1,170 receiving yards and eight touchdowns, each figure stands as the second best single-season mark of Johnson's career and the second most catches in a season in club history. Prior to taking over wide receiver

duties. Haley worked as an assistant to offensive coordinator Charlie Weis (1997-98) and helped the Jets to two 1,000-yard receivers in 1998 and Johnson's first Pro Bowl. Haley began his career with the Jets as an assistant in the scouting department in 1995, where he scouted regionally for the team and assisted in player evaluations.

Haley attended the University of Florida and the University of Miami before earning a bachelor's degree in communications from the University of North Florida in 1991.

The son of Dick Haley, the former Director of Player Personnel for the Pittsburgh Steelers (1971-90) and New York Jets (1991-2002), Haley was born on Feb. 28, 1967 in Atlanta. A former ballboy for the Super Bowl Championship Steeler teams of the 1970s, Haley was a multi-sport standout at Upper St. Clair High School in Pittsburgh.

Haley and his wife, Chrissy, have three daughters: Taylor (11/13/96), Peyton (7/24/00), Kady (1/3/05).

Todd Haley – Born February 28, 1967, Atlanta, Ga. Attended Florida and Miami, Fla. but did not play football. Pro coach: New York Jets 1997-2000, Chicago Bears 2001-2003, Dallas Cowboys 2004.



JOE JURASZEK

Strength and Conditioning

New Mexico

NFL: 9th Year ★ Cowboys: 9th Year

Joe Juraszek (pronounced jer-AH-sick) joined the Cowboys staff as the strength and conditioning coach in February, 1997 and implemented a hands-on approach that stresses strength development, cardiovascular conditioning, flexibility and speed work. His ability to tailor workout programs to individual player needs based on the player's input and workout history has earned him the respect and admiration of the players and the coaching staff.

The impact of this intensive program can be seen on the field with the continued successes of seasoned veterans Flozell Adams, Greg Ellis, La'Roi Glover and Dat Nguyen, as well as in the continued development and contributions from younger players like Terence Newman, Roy Williams and Jason Witten. Along with overseeing the strength and conditioning program for the team, Juraszek works with the Cowboys medical staff implementing rehabilitation programs for injured players. His work within these rehab programs has allowed players to return to the field quickly and, usually, stronger. His success can be seen directly in the 2004 performance of running back Julius Jones and center Al Johnson, who overcame serious injuries to make a major

contribution on the field last season.

Juraszek came to Dallas after serving as the University of Oklahoma strength coach from 1993-96. He joined the Sooners after serving as the strength coach at Texas Tech University from 1987-92. He was a graduate assistant and then a full-time assistant strength coach for Oklahoma from 1981-86.

He attended the University of New Mexico from 1976-81, where he played linebacker and defensive end while earning bachelor's degrees in Physical Education/Health and Economics. He added a master's degree while serving as a graduate assistant strength coach at Oklahoma.

In 2001, Juraszek was a panel member for the "Get & Stay Fit" Family First Town Meeting hosted by WFAA-TV, Dallas's ABC affiliate. He joined Dr. Kenneth Cooper, founder and president of the Cooper Fitness Center and Clinic in Dallas, and Dr. Joel Steinberg, Medical Director of Children's Medical Center of Dallas, in providing advice on exercise training, preventative health tips and the latest facts on dieting.

A native of Chicago, Ill. (6/8/58), Juraszek and his wife, Camille, have a daughter, Nikki Jo (7/25/90), and a son, J.D. (9/9/92).

Joe Juraszek – Born June 8, 1958, Chicago, Ill. Linebacker/Defensive End New Mexico 1976-80. College coach: Oklahoma 1981-86, 1993-96, Texas Tech 1987-92. Pro coach: Dallas Cowboys 1997-2004.



DAVID LEE

Quarterbacks/ Offensive Quality Control

Vanderbilt

NFL: 3rd Year ★ Cowboys: 3rd Year

With the promotion of Sean Payton to Assistant Head Coach/Passing Game Coordinator, David Lee was elevated to quarterbacks

coach in 2005 while continuing his duties of offensive quality control. Lee spent his first two seasons with the Cowboys as an offensive assis-

tant, overseeing the team's quality control efforts and assisting Payton with the quarterbacks.

In 2004, Vinny Testaverde stepped into the starting signal caller role and finished the year with the third most passing yards (3,532) in club history. Lee's continual work with the mechanics of Tony Romo and Drew Henson had both prepared to serve as the team's second quarterback throughout the season.

His work with Quincy Carter in 2003 helped the Cowboys offense finish 15th overall in the NFL – a huge improvement from the 31st spot the club held in 2002 – while making their first playoff appearance since the 1999 season. In the process, Carter became the fifth quarterback in team history to throw for more than 3,000 yards.

Lee came to Dallas with 28 years of coaching experience at the collegiate level, including five as a head coach (1989-93 at Texas El Paso) and eight as an offensive coordinator. During his career, eight of his former quarterbacks were drafted or signed as free agents in the NFL following their collegiate careers.

Prior to arriving in Dallas, Lee served as the quarterbacks coach at Arkansas for two seasons, helping the Razorbacks to the 2002 SEC Western Division title. In 2002, his work with Matt Jones saw the Arkansas quarterback throw for 1,413 yards and 16 touchdowns, the then fourth highest season total in Arkansas history. Jones also set a school record for rushing yards by a quarterback with 600. Jones – a 2005 first round draft choice of the Jacksonville Jaguars – also finished his career at Arkansas atop the SEC's all-time rushing list for quarterbacks.

Before moving to Arkansas, Lee served seven seasons at Rice University. In his tenure at Rice as offensive coordinator and quarterbacks coach, the Owls racked up six of the school's top rushing totals, including a school-record 332.7 yards-per-game average in 1997. Rice ranked in the top 10 nationally in rushing three times during his stay. He also helped lead the Owls to a share

of the Southwest Conference title in 1994 and their first win over Texas since 1965.

Lee was the head coach at Texas El Paso from 1989-93. He moved to UTEP after his first stint at Arkansas, where he served as quarterbacks coach. Lee was part of Razorback teams that sported a 45-15-1 record and earned five straight bowl appearances. Included in that run was the 1986 season in which Arkansas quarterbacks threw just two interceptions (a SWC record) while helping the Hogs to a 10-2 record and an Orange Bowl appearance. Promoted to offensive coordinator in 1988, Lee helped engineer the Hogs first Southwest Conference title in nine years with an offensive unit that featured a pair of All-SWC sophomores, quarterback Quinn Grovey and fullback Barry Foster.

Lee began his coaching career at Tennessee-Martin (1975-76), where he tutored quarterbacks and receivers for two seasons. After spending one season at Vanderbilt (1977) as quarterbacks coach, Lee moved to Ole Miss (1978-82) where he was in charge of quarterbacks for five seasons. In 1983, Lee was the offensive coordinator and quarterbacks coach at New Mexico.

A three-year letterman at Vanderbilt, Lee served as team captain and was named the team's most valuable player in 1974 after quarterbacking the Commodores to a 7-3-2 record, including a 24-10 upset over fifth-ranked Florida. It was Vanderbilt's first win over the Gators in 15 years. Lee went on to lead the SEC in passing and guide his team to a 6-6 tie against Texas Tech in the Peach Bowl. Lee earned a bachelor's degree in history from Vanderbilt in 1975.

Born on July 2, 1953, in Cape Girardeau, Mo., Lee spent the first 12 years of his childhood in Dexter, Mo. He attended Woodham High School in Pensacola, Fla., where he graduated in 1971. Lee and his wife, Lynne, have four children – daughters Dana (4/3/79) and Shannon (9/16/84), and sons Brian (3/23/77) and Jordan (2/5/86).

David Lee – Born July 2, 1953, Cape Girardeau, Mo. Quarterback Vanderbilt 1971-74. College coach: Tennessee-Martin 1975-76, Vanderbilt 1977, Mississippi 1978-82, New Mexico 1983, Arkansas 1984-88, 2001-02, Texas El Paso 1989-93 (head coach), Rice 1994-2000. Pro coach: Dallas Cowboys 2003-2004.



ANTHONY LYNN

Running Backs

Texas Tech

NFL: 6th Year ★ Cowboys: 1st Year

New to the coaching staff in 2005 is Anthony Lynn, who will be guiding the fortunes of the Cowboys stable of young running backs. Lynn brings five years of NFL coaching experience and seven years of NFL playing experience to Dallas. With the Cowboys, he will be guiding a group that includes a second-year back (Julius Jones) who rushed for 819 yards in eight games as a rookie, a fifth-year back (Anthony Thomas) signed in free agency, a second-year back (Erik Bickerstaff) returning from injury and a fourth-round draft choice (Marion Barber), each looking for the chance to prove his worth to the club.

Lynn comes to Dallas after spending the past two seasons (2003-04) as the Jacksonville Jaguars running backs coach. Under his guidance, Fred Taylor recorded two of the top four single-season rushing performances in Jaguars history. After rushing for a team record 1,572 yards in 2003, Taylor accumulated 1,224 yards (fourth best total in franchise history) in 2004. He also caught 84 passes during that two-year span. In 2003, Lynn's three backs each averaged more than four yards-per-carry.

Prior to joining the Jaguars, Lynn spent three seasons (2000-02) with the Denver Broncos as an

offensive assistant and assistant special teams coach. The Broncos kickoff coverage units were some of the best in the AFC during Lynn's three years with the team – finishing first in the conference in opponents' average drive start in 2000 (26.1), third in 2001 (26.8) and third in 2002 (27.8).

Lynn joined the Denver coaching staff in August of 2000 after his playing career was cut short because of repeated occurrences of neck stingers. Prior to his move to the coaching ranks, he spent three seasons (1997-99) with the Broncos as a fullback/special teams standout and helped Denver claim back-to-back Super Bowl championships following the 1997 and 1998 seasons. He spent the 1995-96 seasons with the San Francisco 49ers after being out of football during 1994. He went to his first NFL training camp in 1992 with the N.Y. Giants, but was released prior to the start of the season. After

being out of football for the 1992 season, he made the 1993 Broncos roster and saw action in 13 games, mostly on special teams. During his six-year playing career, Lynn appeared in 83 games and rushed for 177 yards on 28 carries and caught three passes for 35 yards.

Lynn was a standout running back for Texas Tech University, accumulating 1,911 yards and 17 touchdowns on 481 carries during his collegiate career. As a junior, he earned All-Southwest Conference honors after rushing for 884 yards and eight scores on 224 carries. He was then slowed as a senior by a knee injury.

Born Dec. 21, 1968 in McKinney, Texas, Lynn played his prep football at nearby Celina, Texas, High School. Lynn and his wife, Cynda, have two children – D'Anton (10/24/89) and Danielle (12/31/93).

Anthony Lynn – Born December 21, 1968, McKinney, Texas. Running back Texas Tech 1988-91. Pro: fullback Denver Broncos (1993, 1997-99), San Francisco 49ers (1995-96). Pro coach: Denver Broncos 2000-02, Jacksonville Jaguars 2003-04, Dallas Cowboys 2005.



MIKE MacINTYRE

**Assistant Secondary/
Defensive Quality Control**

Georgia Tech

NFL: 2nd Year ★ Cowboys: 2nd Year

Mike MacIntyre enters his third year as an NFL coach, assisting with the Dallas secondary. While helping direct the fortunes of a defensive backfield that struggled through multiple injuries in 2004, MacIntyre was instrumental in accelerating the maturation of several key young defensive backs last fall.

Despite the preseason loss of veteran safety Darren Woodson and a succession of injuries at right cornerback, third-year safety Roy Williams earned his second straight Pro Bowl selection while leading a starting unit that averaged just 2.25 years of NFL experience by season's end. Williams was the team's second leading tackler with 106 stops while Terence Newman led the Cowboys in interceptions (four) for the second straight year. Rookie Lance Frazier surfaced as a mid-season bright spot for Dallas, starting the season's final eight games and intercepting two passes. Frazier was one-of-five different Dallas players to start at cornerback opposite Newman in 2004. Safety Lynn Scott started nine of the last 10 games of the year and finished eighth on the team with 46 tackles.

In his rookie NFL coaching season, MacIntyre assisted Mike Zimmer in directing another young group of players to the top of the league's pass defense rankings, an accomplishment achieved only two previous times in franchise history. Dallas's 2003 secondary helped the team surrender just 164.4 passing yards-per-game, the franchise's second lowest average since 1978. In the process, Williams earned his first Pro Bowl selection and All-Pro honors after finishing fourth on the team with 86 tackles. Woodson finished the year third on the squad with 99 tackles, while Newman became just the third rookie in club history to open the season as a starting cornerback.

He was the team leader in interceptions (four) while finishing second in passes defended (14).

Prior to joining the Cowboys, MacIntyre spent four seasons (1999-2002) at the University of Mississippi as the Rebels wide receivers coach (1999-2000) and secondary coach (2001-02). He was also the Rebels recruiting coordinator. After moving to the defensive backfield, his troops played a pivotal role in the team's rush defense as strong safety Matt Grier led the team with 12.5 tackles for a loss and 4.0 sacks, and free safety Eric Oliver posted the school's highest single-season tackle total since 1994 with 129. During his first season working with the secondary, Ole Miss ranked first in the SEC and fifth in the nation in pass defense.

MacIntyre coached two of the top receivers – Cory Peterson and Grant Heard – in Ole Miss history during his first two seasons with the Rebels. In 1999 Peterson finished his career second on Mississippi's all-time receptions list. The following year, Heard passed Peterson, and also became the school's all-time receptions leader, hauling in 44 passes for 655 yards and a school-record tying nine touchdowns to finish his collegiate career with 142 receptions for 2,029 yards (second best mark in school history) and a school record 16 touchdowns.

MacIntyre joined the Rebels staff after two seasons coaching defensive backs at Temple University (1997-98). Prior to that, he was at the University of Tennessee-Martin, where he served as co-defensive coordinator from 1993-95 and defensive coordinator in 1996. MacIntyre added recruiting coordinator duties in 1994 and became the assistant head coach in 1995. While with UT-Martin, MacIntyre served as a guest defensive backs coach with the Memphis Mad Dogs (1995)

and with the Winnipeg Blue Bombers (1996) of the Canadian Football League.

MacIntyre began his coaching career with a two-year stint (1990-91) as a graduate assistant at Georgia, working with the Bulldogs secondary. He then spent one year as the defensive coordinator at Davidson College (1992). During his time at Davidson, MacIntyre also served as a guest summer coach with the Deggendorf Blackhaws in Deggendorf, Germany in the summers of 1992 and 1993.

A 1989 graduate of Georgia Tech with a bachelor's degree in business management, MacIntyre played two seasons (1986-88) at free safety and punt returner for the Yellow Jackets.

Prior to attending Georgia Tech, MacIntyre played for two years at Vanderbilt (1984-85).

MacIntyre earned his master's degree in education with an emphasis on sports management from the University of Georgia in 1991.

MacIntyre grew up around the game of football as his father, George, served as the defensive coordinator at Ole Miss in 1978, before taking over as Vanderbilt's head coach from 1979-85.

Born March 14, 1965, in Miami, Fla., MacIntyre starred at Brentwood Academy in Nashville, Tenn. He and his wife, Trisha, have three children, daughter Jennifer (2/23/92) and sons Jay Michael (4/9/95) and Jonston (11/22/98).

Mike MacIntyre – Born March 14, 1965, Miami, Fla. Safety Vanderbilt 1984-85, Georgia Tech 1986-88. College coach: Georgia 1990-91, Davidson 1992, Tennessee-Martin 1993-96, Temple 1997-98, Mississippi 1999-2002. Pro coach: Dallas Cowboys 2003-2004.



PAUL PASQUALONI

Tight Ends

Penn State

NFL: 1st Year ★ Cowboys: 1st Year

The Dallas Cowboys added Paul Pasqualoni to their coaching staff this season to oversee the club's tight ends. Pasqualoni brings 29 years of collegiate coaching experience, including 19 as a head coach, to the Cowboys. As tight ends coach, he will be asked to call on that coaching experience to teach a young group of tight ends the finer points of the game.

Pasqualoni comes to Dallas after a 14-year stint as the head coach at Syracuse University (1991-2004), where he compiled a 107-59-1 record (.644) and landed bowl invitations following nine of his 14 seasons, posting victories in six of those postseason appearances. The Orangemen captured three straight Big East Conference titles from 1996 to 1998 and were conference co-champions in 2004. Seven of his clubs finished the season ranked in the Top 25. Pasqualoni's most successful Syracuse seasons came in 1991 – when his squad went 10-2, including a win over Ohio State in the Hall of Fame Bowl, and finished the season 11th in the final AP poll – and 1992 – when the Orangemen closed the regular season with a 9-2 record, then defeated Colorado in the Fiesta Bowl to finish sixth in the final AP poll.

Under Pasqualoni's tutelage, the Orangemen developed a solid contingent of players, including 17 selections in the first three rounds of the NFL Draft. The program sent future Pro Bowl players such as Olindo Mare, Marvin Harrison, Donovan McNabb, Dwight Freeney and Keith Bulluck to the pros. Overall, Syracuse produced at least two NFL draft selections in 11 of Pasqualoni's 14 years as head coach.

Prior to taking over as head coach at Syracuse in 1991, Pasqualoni was the school's linebackers coach from 1987 to 1990, thus helping the Orangemen to a winning record in 16 of the 18 years and 13 bowl games during the time he was associated with the university.

He was the head coach/athletic director at Western Connecticut State from 1982-86, compiling a 34-17 record. His 1985 squad went 10-2, won the New England Football Conference championship and earned a spot in the NCAA Division III playoffs. In 2001 Pasqualoni's accomplishments at Western Connecticut were recognized with his enshrinement into the school's Hall of Fame as part of its inaugural class.

Pasqualoni began his coaching career at his alma mater, Cheshire, Conn., High School (1972-75). His first collegiate job was as an assistant at Southern Connecticut in 1976. In 1980, Pasqualoni was elevated to defensive coordinator. After serving two seasons in that capacity, he left for Western Connecticut.

Pasqualoni was a 1972 graduate of Penn State, where he lettered as a linebacker after walking on to the football team and earned a bachelor's degree in health and physical education. He later went on to earn a master of science degree in physical education and human performance at Southern Connecticut State.

Born on Aug. 16, 1949, Pasqualoni lettered in football and basketball at Cheshire High School in Connecticut and also earned a letter in football at Bordentown Military Institute. He and his wife, Jill, have two sons, Dante (1/17/99) and Tito (3/3/00), and a daughter, Cami (3/3/02).

Paul Pasqualoni – Born August 16, 1949, Cheshire, Conn. Linebacker Penn State 1968-71. College coach: Southern Connecticut State 1976-81, Western Connecticut State 1982-86 (head coach), Syracuse 1987-2004 (head coach 1991-2004). Pro coach: joined Cowboys in 2005.



SEAN PAYTON

**Assistant Head Coach/
Passing Game Coordinator**
Eastern Illinois
NFL: 9th Year ★ Cowboys: 2nd Year

Sean Payton, regarded as one of the NFL's bright young offensive coaches, was named Assistant Head Coach/Passing Game Coordinator this year after two years as Assistant Head Coach/Quarterbacks. This fall, he will oversee a passing game that has risen from 31st in the league prior to his arrival to 17th in 2003 and 15th in 2004 as the club managed 214 yards-per-game last season, up from 164 in 2002.

In his first two seasons, Payton guided two different quarterbacks to 3,000-yard passing seasons, including a 3,532 yard performance from Vinny Testaverde last season – the third highest single-season passing total in club history. Testaverde opened the season with back-to-back 300-yard passing days and added a club-record tying third 300-yard game later in the season.

On the receiving end of this improved passing game was Pro Bowl tight end Jason Witten, who set club records for receptions (87) and receiving yards (980) by a tight end. Witten finished the year second in the NFL in receptions and receiving yards by a tight end. Newcomer Keyshawn Johnson delivered 70 catches for 981 yards, giving Dallas two players with over 900 receiving yards for the first time since 1985.

In Payton's first season with Dallas, Quincy Carter became the fifth quarterback in Cowboys history to pass for more than 3,000 yards and the first since Troy Aikman in 1997. He was also the first Dallas quarterback to direct the Cowboys to both a double digit victory total (10-6 record) and a playoff berth since Aikman in 1998.

Payton played a key role in Dallas becoming one-of-three teams in the NFL to have three wide receivers with at least 550 receiving yards. In addition, fullback Richie Anderson led the Cowboys in receptions (69) and tied for fourth in the NFL in receptions by a running back.

Payton came to Dallas after four years with the N.Y. Giants, the last three as their offensive coordinator. Under Payton the Giants had one of the NFL's most productive offenses and QB Kerry Collins posted franchise-record passing numbers. Behind Collins' career-high and club-record 4,073 passing yards, the Giants finished the 2002 season as the NFL's sixth ranked offense, their highest ranking since 1985.

Payton solidified his reputation as one of the NFL's top offensive coaches in 2000 when the Giants captured the NFC Championship in his first season as coordinator. The Giants scored 328 points, the team's highest total since 1990. The Giants rushing yardage jumped from 24th to 11th in NFL, fueling a rise to 13th in total offense.

Payton was first assigned play-calling duties

prior to a game against the Jets on Dec. 5, 1999. In that game, the Giants scored 41 points and gained 490 yards, both regular-season highs. He retained that assignment through the season's final five games, and then was appointed as the offensive coordinator following the season. In Payton's three seasons as the offensive coordinator, the Giants passing attack ranked 13th in the NFL in 2000, tied for eighth in 2001 and sixth in 2002. In the 10 seasons prior to Payton's arrival, it had never ranked higher than 20th.

Others also flourished under Payton. Amani Toomer caught 311 passes, including a club-record 82 in 2002 and became the first player in Giants history to catch at least 70 passes in four seasons (1999-2002). Toomer became the first Giant in history to have four consecutive 1,000-yard seasons. His 1,343 receiving yards in 2002 established a club record. Tiki Barber set a franchise record for total yards in 2000 with 2,085. With 1,387 rushing yards in 2002, Barber finished second in the NFC and posted the second highest single-season rushing total in club history.

Payton joined the Giants as quarterbacks coach on Feb. 3, 1999. Prior to joining the Giants, Payton spent the 1997 and 1998 campaigns as the Philadelphia Eagles quarterbacks coach.

Payton sandwiched two coaching stints at San Diego State University (1988-89 and 1992-93) around a stop at Indiana State (1990-91). During his second term with the Aztecs, Payton was the running backs coach, working directly with Heisman Trophy runner-up Marshall Faulk, now with the St. Louis Rams, before becoming the quarterbacks coach. In the latter role, Payton guided Tim Lincecum to All-WAC honors in 1993.

Following the 1993 season, Payton moved to Miami of Ohio (1994-95) where he was the quarterbacks coach and co-offensive coordinator. He spent the 1996 season as quarterbacks coach at Illinois prior to entering the NFL with Philadelphia.

Payton earned a degree in communications at Eastern Illinois, where as a quarterback he amassed 10,665 passing yards, which was then the third highest total in NCAA Division I-AA history. After leading all Division I-AA quarterbacks in passing in 1986, the three-time AP All-America selection had brief stints with Chicago of the Arena Football League, Ottawa of the Canadian Football League and the Chicago Bears in 1987. Payton was inducted into the Eastern Illinois Hall of Fame in September of 2000.

Payton was born Dec. 29, 1963 in San Mateo, Calif., and raised in Naperville, Ill. He and his wife, Beth, have a daughter, Meghan (3/21/97), and a son, Connor Thomas (5/31/00).

Sean Payton – Born December 29, 1963, San Mateo, Calif. Quarterback Eastern Illinois 1982-86. Pro: quarterback Chicago Bruisers (AFL) 1987, Ottawa Rough Riders (CFL) 1987, Chicago Bears 1987. College coach: San Diego State 1988-89, 1992-93, Indiana State 1990-91, Miami (Ohio) 1994-95, Illinois 1996. Pro coach: Philadelphia Eagles 1997-98, New York Giants 1999-2002, Dallas Cowboys 2003-04.



KACY RODGERS

Defensive Line

Tennessee

NFL: 3rd Year ★ Cowboys: 3rd Year

Kacy Rodgers moved from the college coaching ranks to professional football in 2003 as the Dallas Cowboys defensive tackles coach. After two seasons in that position, Rodgers takes on the additional responsibility of guiding the entire Dallas defensive line in 2005.

While tutoring the Cowboys defensive tackles in 2003 and 2004, Rodgers worked with one of the NFL's best in veteran La'Roi Glover, who earned the fourth and fifth Pro Bowl trips of his nine-year career. In 2004 Glover had the team's second-highest sack total (seven) – a figure that is his best since coming to Dallas – while finishing second on the team in pressures. Leonardo Carson lined up at the other starting tackle position and turned in career-high numbers for tackles (55) and tackles for loss (five).

In 2003, Rodgers' work with the defensive tackles helped the Cowboys defense post statistics that had not been achieved in many years as the club surrendered only 1,425 rushing yards on the season, the lowest total by a Cowboys defense since 1992. The Cowboys defensive tackles helped the club register 32 sacks, the team's highest sack total since 1999. Glover earned his fourth consecutive Pro Bowl selection after leading the team in pressures, finishing second in sacks and seventh in tackles.

Rodgers was the defensive line coach at the University of Arkansas in 2002, helping the Razorbacks to a 9-5 record, the Western Division title of the Southeastern Conference, a berth against Georgia in the SEC title game and an appearance in the Music City Bowl. The Hogs defense ranked second in the SEC, 18th in the nation, against the run, and in posting two shutouts, finished the season ranked 26th in the nation in points allowed.

Prior to joining the staff at Arkansas, Rodgers was the defensive line coach at Middle Tennessee State for three seasons (1999-2001). He also held the duties of assistant head coach for the final two years of that assignment. In his last season with the Blue Raiders, Middle Tennessee State went 8-3 and was co-champion of the Sun Belt Conference. Defensively, the school tied for first in the conference with 27 sacks, and was second in scoring.

Rodgers began his coaching career as defensive line coach at Tennessee-Martin in 1994. After three years in that position, he added the title of assistant head coach in his final year at UT-Martin (1997). He then spent a year as the defensive line coach at Louisiana-Monroe (1998) before moving to Middle Tennessee.

Rodgers was a four-year letterman at Tennessee (1988-91) and an honorable mention All-Southeastern Conference selection. As a line-backer and defensive end, he contributed to Volunteer teams that won the 1990 and 1991 SEC Championship and played in three New Year's Day bowl games – the 1990 Cotton Bowl, the 1991 Sugar Bowl and the 1992 Fiesta Bowl, winning both the Cotton and Sugar Bowl games. The 1989 Vols squad posted an 11-1 record and finished the year ranked fifth in the country.

Following his collegiate career, Rodgers signed a free agent contract with the Pittsburgh Steelers in 1992 and played with the Shreveport Pirates of the Canadian Football League in 1994. In between, he returned to Knoxville to complete his degree in political science in 1993.

Rodgers was born on June 24, 1969 in Humboldt, Tenn., and starred at Humboldt, Tenn., High School. He and his wife, Marcella, have a son, Kacy II (4/2/92).

Kacy Rodgers – Born June 24, 1969, Humboldt, Tenn. Linebacker/defensive end Tennessee 1988-91. Pro: linebacker Shreveport Pirates (CFL) 1994. College coach: Tennessee-Martin 1994-97, Louisiana-Monroe 1998, Middle Tennessee State 1999-2001, Arkansas 2002. Pro coach: Dallas Cowboys 2003-04.



TONY SPARANO

Offensive Line/ Running Game Coordinator

New Haven

NFL: 6th Year ★ Cowboys: 6th Year

After distinguishing himself as a productive taskmaster in tutoring the Dallas tight ends over the past two seasons, Tony Sparano will handle the responsibility of coaching the Cowboys offensive line and coordinating the team's running game in 2005. An accomplished offensive line coach for several years in the collegiate ranks –

and for one season with the Cleveland Browns – Sparano will return to his roots on the line this fall. His work with the offensive line will also carry over into his duties coordinating the running game and the emergence of second-year back Julius Jones.

Under Sparano's guidance, second-year tight end Jason Witten flourished into a Pro Bowl talent

while enjoying a record breaking season in 2004. Witten established Cowboys records for receptions (87) and receiving yards (980) by a tight end while finishing the year second in the NFL in receptions among tight ends and second in the NFL in receiving yardage for tight ends. The season ending injury to Dan Campbell in Week Three forced Witten's acceleration into the spotlight, and also forced Sparano to develop depth with youngsters Brett Pierce and Sean Ryan.

In 2003, Sparano's first season in Dallas, the Cowboys tight end corps became a dependable weapon in the team's running and passing games – helping the club improve from the 30th ranked offense in 2002 to 15th in 2003. Witten finished fifth among rookie receivers, first among rookie tight ends, with 35 receptions for 438 yards. Campbell continued his rise as one of the NFL's premier blocking tight ends while also catching 20 passes for 195 yards.

As the tight ends coach for Jacksonville in 2002, Sparano mentored Kyle Brady, who hauled in 43 passes for 461 yards and four touchdowns, the second-best numbers in each category for his career. In addition, Pete Mitchell grabbed 25 passes for 246 yards and two scores. Sparano's troops were also responsible for a Jags running game that averaged 4.6 yards-per-carry – fifth in the NFL – led by Fred Taylor's 1,314 yards.

Tony Sparano – Born October 7, 1961, West Haven, Conn. Center New Haven 1978-81. College coach: New Haven 1984-87, Boston University 1988-93, New Haven 1994-98 (head coach). Pro coach: Cleveland Browns 1999-2000, Washington Redskins 2001, Jacksonville Jaguars 2002, Dallas Cowboys 2003-2004.



MIKE ZIMMER

Defensive Coordinator

Illinois State

NFL: 12th Year ★ Cowboys: 12th Year

In 11 NFL seasons – four as the Dallas Cowboys defensive coordinator – Mike Zimmer has established himself as one of the league's top assistant coaches. Six times in his 11 seasons, the Dallas defense finished the year ranked in the top 10 in total defense, and seven times the club ranked in the top 10 in pass defense.

Zimmer assumed the Cowboys defensive coordinator position on Feb. 1, 2000 after directing a Cowboys defense secondary that was one of the league's best throughout the second half of the 1990s. During his time in Dallas, Zimmer has been a part of six teams that qualified for post-season play, four NFC Eastern Division winners and the Super Bowl XXX champions.

Zimmer has earned respect and recognition from around the NFL as he has adapted his defense to the Cowboys changing roster. He will be looking to duplicate his success this season with a new group of younger and bigger players using both the 4-3 and 3-4 defensive schemes.

Zimmer's 2004 defense struggled with the loss of veteran safety Darren Woodson (back) for the year while rotating through four different players at right cornerback. The Cowboys defensive unit finished the season 16th in total defense, 10th in rushing and 21st in passing. The unit

Sparano spent the 2001 season as tight ends coach for the Washington Redskins. In 1999 and 2000, he was an assistant with Cleveland, his first season as offensive quality control coach before taking over the offensive line in 2000.

From 1994 to 1998, Sparano was the head coach at the University of New Haven, where his teams made two trips to the NCAA Division II playoffs, finishing second in 1997. He was named the New York Metropolitan Football Writers Division II Coach of the Year and was the New England Football Writers Division II/III Coach of the Year in both 1995 and 1997.

Sparano began his coaching career at New Haven in 1984, spending four seasons as the offensive line coach and recruiting coordinator. He was the offensive line coach, recruiting coordinator and academic liaison at Boston University in 1988. From 1989 to 1993, he was BU's offensive coordinator, helping the Terriers to an 11-0 mark in 1993.

Sparano was a four-year letterman and starting center at New Haven, where he also earned a degree in criminal law in 1982.

Born Oct. 7, 1961 in West Haven, Conn., Sparano was a standout offensive lineman at Richard C. Lee H.S. He and his wife, Jeanette, have two sons, Tony (10/22/86) and Andrew (8/28/89), and a daughter, Ryan Leigh (8/1/92).

came together over the final half of the season, recording 17 sacks and 17 turnovers while holding three opponents to 12 points-or-less. La'Roi Glover earned his third consecutive Pro Bowl selection as a Cowboy (fifth straight overall) while Roy Williams was voted to his second consecutive NFC squad.

In 2003, Zimmer's defense surrendered an NFL best 253.5 yards-per-game – the sixth best single season performance in club history. The Cowboys led the NFL in pass defense, and closed the season third in rush defense. The end result helped return Dallas to the playoffs after a three-year absence. The Dallas defense held six opponents to less than 10 points while finishing the year as the only NFL club to boast an opponents' pass completion percentage of less than 50% (48.6). The 2003 Dallas defense also led the NFL in fewest yards allowed on first down (4.13) and fewest first downs (14.3 per game) while ranking second in scoring defense (16.3). For the first time since 1998, three Dallas defenders earned Pro Bowl recognition as Williams, Glover and linebacker Dexter Coakley represented the NFC in Hawaii.

Despite playing with the youngest secondary in the NFL in 2002, Zimmer's squad finished the

year 18th in the NFL in total defense, 15th against the run and 19th against the pass. Only six teams allowed fewer touchdowns than the 32 given up by Dallas, and the 10 rushing touchdowns given up by Dallas was the fifth best total in the league. Five times during the year, the Dallas defense allowed 13 points-or-less. Setting the pace with young players, Zimmer had two rookies, safety Williams and cornerback Derek Ross, tie for fourth in the NFC with five interceptions each.

In 2001, the Cowboys allowed 1,710 rushing yards, a figure that was 927 yards less than the club allowed in 2000 – the largest turnaround in the NFL in 2001. The club's overall defense jumped from an overall NFL ranking of 19th in 2000 to fourth in 2001. The Cowboys were third in the NFL (second in the NFC) in pass defense, giving up 180.6 yards-per-game. The unit gave up fewer than 200 passing yards in seven of its last nine games, while allowing only one opposing quarterback to throw for more than 300 yards in 16 regular season games.

The Cowboys 2000 defense battled through a string of injuries that forced a total of five key starters to miss a combined 33 games. The Dallas pass defense once again landed near the top of league rankings, finishing third in the NFL.

Prior to being promoted to defensive coordinator, Zimmer spent five years as Dallas's defensive backs coach and a year as a defensive assistant working with the nickel defense. In six years under Zimmer's watchful eye, the Cowboys pass defense surrendered an average of 190.6 passing yards-per-game, the second lowest figure in the league over that time span. In addition to finishing as one of the top two pass defenses in the league three times in that time frame, Dallas was the only team to have allowed fewer than 176.0 passing yards-per-game over a season three times.

His 1999 unit helped the Cowboys pass defense finish fourth in the NFC and also tied for sixth in the league with 24 interceptions – returning four for touchdowns which tied the club record. His group in 1998 held eight opponents to 200 yards passing-or-less. Deion Sanders led the team with five interceptions and earned his third consecutive Pro Bowl berth, while Woodson earned his fifth straight Pro Bowl appearance after leading the team with 136 tackles. In 1997 the Cowboys finished at or near the top of several NFL pass defense categories, including fewest completions allowed, net yards-per-pass play

and yards gained-per-completion. The Cowboys held five opponents to less than 120 yards passing. In 1996, Kevin Smith returned from a ruptured Achilles tendon to tie for the team lead with five interceptions. Woodson earned his third consecutive Pro Bowl berth after finishing with 118 tackles and five interceptions to tie Smith for the team lead. In his first season as defensive backs coach in 1995, Zimmer lost Smith for the year with a ruptured Achilles tendon in the season opener and did not have Sanders' services until Week Nine. Despite the injuries, the secondary surrendered only 204.5 passing yards-per-game, and Dallas returned four interceptions for touchdowns, tying the club record.

As a defensive assistant in 1994, Zimmer worked with the Dallas nickel defense, which helped the secondary finish as the top ranked pass defense in the league.

Before joining the Dallas staff, Zimmer spent five seasons as the defensive coordinator/secondary coach at Washington State. Zimmer's first Cougar defense in 1989 established a school record with 24 interceptions and 48 sacks. In 1993, the Cougars finished eighth in the nation in total defense and second in rushing defense.

Prior to joining the Cougars staff, Zimmer was an assistant at Weber State from 1981-88. Zimmer coached inside linebackers from 1981-84, while adding the duties of defensive coordinator in 1983. From 1985-88, he served as coordinator and oversaw the secondary.

Zimmer began his coaching career as a part-time assistant on defense at the University of Missouri in 1979, coaching, among others, All-Pro cornerbacks Eric Wright (San Francisco 49ers) and Johnnie Poe (New Orleans Saints).

Zimmer played quarterback at Illinois State in 1974. After redshirting the 1975 season, he suffered a broken thumb in the spring of 1976 and was moved to linebacker. A neck injury, suffered during the 1976 season, led to surgery and the end of his playing career. He graduated with a bachelor's degree in physical education in 1979.

Zimmer was a two-time all-conference quarterback at Lockport, Ill., H.S. in 1972-73, playing for his father Bill, who played football at Bradley and later with the 49ers. Mike also earned all-conference honors in wrestling and baseball.

Born June 5, 1956 in Peoria, Ill., Zimmer and wife Vikki have three children, Adam (1/13/84) – a defensive back at Trinity University in San Antonio – Marki (4/30/87) and Corri (2/22/90).

Mike Zimmer – Born June 5, 1956, Peoria, Ill. Quarterback-linebacker Illinois State 1974-76. College coach: Missouri 1979-80, Weber State 1981-88, Washington State 1989-93. Pro coach: Dallas Cowboys 1994-2004.



TONY OLLISON

Assistant Strength and Conditioning



Tony Ollison, in his fifth year with the Cowboys strength and conditioning department, joined the Cowboys in the spring of 2000. He works closely with strength coach Joe Juraszek implementing player workout programs. In the

Cowboys offseason, Ollison heads up the strength and conditioning program for the Dallas Desperados of the Arena Football League.

Ollison was the assistant strength and conditioning coach at the University of Arkansas from

1998-99. He started his career in the weight room as a graduate assistant at Arkansas in 1993. He was a graduate assistant in the University of Tennessee weight room in 1994 before serving as the Volunteers assistant strength and conditioning coach from 1995-97 while finishing his masters in sports administration.

Ollison played defensive end for Arkansas

(1986-90), totaling 63 career tackles. He played on two Southwest Conference championship teams while earning his degree in communications. He signed as a free agent with the Indianapolis Colts in 1991 and was drafted by the San Antonio Riders of the World League in 1992.

Ollison and his wife, Sherry, have two sons, Kobe and Kasey.



JEFF IRELAND

**Vice President of
College and Pro Scouting**

After 11 years as an NFL scout, Jeff Ireland was named the Dallas Cowboys Vice President of College and Pro Scouting prior to the 2005 NFL Draft. In his new position, Ireland is responsible for coordinating the scouting efforts of all college prospects, as well as personnel with the NFL's 31 other teams and in NFL Europe.

His efforts in his first few months on the job helped the Cowboys land three outstanding young talents for the club's defensive front seven in ends Demarcus Ware and Marcus Spears and linebacker Kevin Burnett on Day One of the 2005 NFL Draft.

Prior to his promotion, Ireland had served as the Cowboys national scout since 2001, evaluating all of the top tiered collegiate talent in the country. He spent 1997-2000 as an area scout for the Kansas City Chiefs and 1994-96 evaluating

talent for the National Football Scouting combine.

Before becoming a full-time talent evaluator, Ireland was the special teams coach at the University of North Texas from 1992-93. He was the placekicker at Baylor University from 1988-91, finishing his collegiate career third on the Bears all-time scoring list with 213 points. His 45 career field goals, which include a 58-yard effort against Rice in 1991, established a school record for field goals made.

Ireland, an Abilene, Texas, native (3/11/70), is the stepson of Kansas City Chiefs Hall of Fame center/linebacker E.J. Holub and the grandson of former Philadelphia Eagles player and longtime Chicago Bears personnel man Jim Parmer. Jeff and wife Rachel have twin daughters, Haley and Hannah, and a son, Riley.



TOM CISKOWSKI

**Assistant Director of
College Scouting**

Tom Ciskowski, who originally joined the Cowboys scouting department in 1992, is in his fifth season as the club's assistant director of college scouting. From this position, Ciskowski observes first-hand the top college prospects in the land and also helps organize the club's entire college scouting operation. In his first season with the Cowboys, he served as a scout administered by the BLESTO Scouting Combine. Ciskowski became an area scout in 1993, working in the west for five years before moving to the southeast from 1998-2000.

Before becoming a scout, Ciskowski spent 15 years in the coaching ranks, the first two (1977-78) as an assistant at Pawhuska, Okla., High School. In 1979, he moved into the college coaching ranks, becoming the defensive back-field coach at East Central University in Ada, Okla. While at ECU, he earned his masters degree in athletic administration. The following year, he moved to Arizona State University, working with the defensive line as a graduate assistant for the 1980-81 seasons.

In 1982, Ciskowski moved to Oklahoma State, joining the staff as an assistant to former Dallas offensive line coach Tony Wise, before becoming the offensive line and tight-end coach at Wichita State in 1984. After that season, Ciskowski joined the University of Miami as a volunteer assistant, working with former Dallas defensive coordinator Butch Davis and the defensive line.

From 1986-89, Ciskowski worked with the offensive and defensive lines, first at New Mexico State for two seasons, and then at UNLV for two more. Before coming to Dallas, he coached the defensive line at College of the Sequoias in Visalia, Calif., from 1990-91. Thirteen of the team's players went on from the junior college to play Division I football in 1992.

A native of Medford, Okla., Ciskowski (9/17/54) attended Medford High School, then earned his bachelor's degree from Cameron University, where he also played football. He and wife Jan live in Coppell, Texas, with sons, Jeremy and Joshua, and a daughter Julianna.



CHRIS HALL

**College Scouting
Coordinator**

Chris Hall enters his 16th season with the Cowboys, currently serving as the club's college scouting coordinator, a position he assumed in 2001. In that capacity, he is charged with the day-to-day operation and organization of the scouting department, including the creation and sorting of player information for the NFL draft, maintaining the college scouting database and organizing the post-draft free agent signing period. He has also assisted the National Scouting Service for the last 13 years in the operation and execution of the NFL Scouting Combine in Indianapolis, Ind.

Hall originally joined the Cowboys scouting

department in 1990 as a scouting assistant, where he was responsible for processing player reports, organizing film and working closely with the college scouts in managing and scheduling projects.

Prior to joining the Cowboys, Hall worked in the athletic offices at Southern Methodist University.

Born Aug. 4, 1968, Hall graduated from Southern Methodist in 1990 with a degree in advertising. He currently resides in Coppell, Texas, with his wife, Susan, and two daughters, Izabella and Victoria.



MIKE MURPHY

National Scout

With the promotion of Jeff Ireland to Vice President of College and Pro Scouting, the Cowboys brought in Mike Murphy in 2005 to serve as the club's national scout. Murphy comes to Dallas after serving as the Midwest Area Scout for the Seattle Seahawks the past five years (2000-04). Prior to joining the Seahawks, he spent four years (1996-99) as a pro personnel assistant in the Kansas City Chiefs scouting department.

Murphy spent seven years as a coach before making the transition to full-time personnel evaluator. His last coaching stop was as the linebackers and special teams coach of the CFL's Ottawa Rough Riders (1995-96). He spent two years as

the offensive coordinator at Bethel, Tenn., College (1993-94) after coaching the linebackers and special teams at Arizona Western (1992). He began his coaching career as an assistant at Iowa State in 1990.

Prior to his coaching career, the Vancouver, British Columbia native assisted in the personnel department of the CFL's Winnipeg Blue Bombers, where his father, Cal, was the General Manager and Head Coach.

Murphy, born Dec. 29, 1964, received his bachelor's of science degree from William Jewell College (1990) and his master's of art degree from Iowa State University (1995).



DREW FABIANICH

Midwest Area Scout

Drew Fabianich (pronounced FAY-bee-on-ich) joined the Cowboys Scouting Department in 2003 as a scout administered by the BLESTO Scouting Combine. He became the Cowboys Midwest area scout in 2004.

Prior to joining the Cowboys, Fabianich spent 17 years as a high school and college coach. Most recently, he spent two seasons as the defensive coordinator/linebackers coach at W.T. White High School in Dallas, Texas (1999-2001). From 1996-99, he was the defensive coordina-

tor/linebackers coach at Northeast Louisiana University. Prior to that, he was the defensive coordinator/linebackers coach at the University of Tennessee-Martin (1993-1996). He was on the same staff at Tennessee-Martin with Cowboys assistant coaches Mike MacIntyre and Kacy Rodgers.

Fabianich served as the defensive ends/special teams defense coach from 1991-1993 at the University of Tennessee. In 1989, he worked as a graduate assistant/defensive ends and special

teams defense coach at Baylor. He started his coaching career in 1984 at Mesa State College and spent five seasons there as a quarterbacks and receivers coach/passing game coordinator.

Fabianich lettered as a quarterback at Mesa State College and participated in the 1982 NAIA National Championship Game before a spinal injury in 1983 ended his career. A two-year starter at Longmont, Colo., High School, Fabianich passed for over 2,500 yards and participated in

the Colorado high school all-star game.

He graduated with a degree in Kinesiology from Mesa State College in Colorado in 1988 and went on to Baylor University to work on his master's degree in sports administration. Fabianich was born on April 12, 1964 in Massillon, Ohio. He has two children, Ashleigh and Dominic. He and his wife, the former Christina Rinken, were married on May 7, 2005.



TOMMY HART

West Coast Scout

Tommy Hart became the Cowboys west area scout in 1998 after spending two seasons (1996-97) as the club's defensive ends coach.

As Dallas's defensive ends coach, Hart helped the team register 75 sacks during his two seasons, including 12 by Tony Tolbert in 1996.

Hart, who was inducted into the State of Georgia Sports Hall of Fame in 1993, was an assistant defensive line coach for the San Francisco 49ers from 1983-91 and a part of three Super Bowl champion teams. Hart's 1985 defensive line helped the 49ers register 60 sacks, the second highest total in team history. He moved to the 49ers scouting department for the 1992-93 seasons.

Hart, who has spent 32 of the last 36 years in the NFL as a player, assistant coach or scout, finished his playing career in 1980 with the New Orleans Saints after spending two years with the

Chicago Bears and 10 years with the San Francisco 49ers. Originally a 10th round draft choice of the 49ers in 1968, he registered a career-high 17 sacks in 1972, and he set a 49ers club record with six sacks in a single game against the Rams in 1976 on his way to All-Pro and Pro Bowl honors. Hart was a two time winner (1972 and 1976) of the Len Eshmont Memorial Award, given annually to the 49ers player who best exemplified the inspirational and courageous play of Len Eshmont.

Hart earned second team NAIA All-America honors as a senior at Morris Brown College after earning all-conference honors for three consecutive years. Hart earned four letters in football as an offensive guard/tackle and defensive tackle and three letters in track as a sprinter/shot putter.

Born in Macon, Ga. (11/11/44), Tommy and his wife, Cherrie, have four daughters.



WALTER JULIFF

Southeast Area Scout

Walter Juliff, entering his 21st season as an NFL scout, has been the Cowboys southeast area scout since 2001. He served as assistant director of college and pro scouting for the club from 1995-2000 after spending the previous eight years as a national and area scout. He was also responsible for signing college free agents from 1992-2000.

Before becoming a full-time scout, Juliff spent two seasons as a graduate assistant at the University of Texas. He was also an assistant with the Kerrville Tivy football and track teams in 1980, the Abilene Cooper High School football team in 1981 and the Houston-Kingwood High School

football and baseball teams in 1982.

Juliff began his coaching career as a graduate assistant at Angelo State, where he spent two seasons. In 1978, the Rams went undefeated and won the NAIA national championship, then lost in the national semifinals the next year. A native of San Angelo, Texas (6/22/56), Walter starred in football and as a hurdler in track at Central High School.

Juliff, who lives in Austin, Texas, earned his bachelor's degree from Angelo State University, where he also ran track, and his M.B.A. from Texas. He and former Cowboys quarterback Jerry Rhome are cousins.



MITCH LaPOINTE

West Area Scout

Mitch LaPointe joined the Cowboys college scouting department in 2005, serving as the team's West area scout. LaPointe spent the previous seven years (1998-2004) working in the Kansas City Chiefs player personnel department. From 2002-04, he served as the club's midwest area scout and football operations coordinator. As part of his operations responsibilities, he coordinated the Chiefs training camp at the University

of Wisconsin – River Falls.

From 1999-2001, LaPointe was an assistant in the scouting department, a position he was promoted to after spending 1998 as an intern.

The Lawrence, Kan., native received his bachelor's degree in sports management from the University of Kansas in 1998. LaPointe, born Feb. 25, 1976, resides in Overland Park, Kan.



HENRY SROKA

Southwest Area Scout

Henry Sroka joined the Cowboys in 1999 after 18 years as a college coach. In 2003, he became the club's midwest area scout after four years working for Dallas as a scout administered by the BLESTO Scouting Combine. Sroka first gained NFL experience during a coaching fellowship with the Detroit Lions during training camps in 1991-94.

Prior to joining the Cowboys, Sroka spent the 1998 season as defensive backs coach at the University of Redlands. From 1988-97, he coached running backs under former Dallas scout Jim Hess at New Mexico State University and was part of the school's first winning season in 14 years when the team posted a 6-5 mark in 1992. Prior to that, Sroka was the strength and conditioning coach, kicking coach and defensive

backs coach at Wichita State University from 1985-87. He served as a graduate assistant coach at Arizona State from 1981-85, where he worked with the Sun Devils kickers and running backs.

Sroka graduated from St. Mary's College in California in 1978 and went on to earn a masters degree from Arizona State. He was a running back and kicker for St. Mary's, where he was awarded the Albert Rahill Award for team loyalty. Prior to playing for St. Mary's, Sroka was a running back and kicker for the College of San Mateo.

He was born Oct 11, 1953 in Mexico City, Mexico. Sroka and his wife, Linn, are the parents of daughter Maria del Pilar and sons Dominic and Mikael.



JOHN WOJCIECHOWSKI

Northeast Area Scout

John Wojciechowski joined the Cowboys scouting department in 2003 and serves as the team's northeast area scout. Prior to coming to Dallas, Wojciechowski spent five years scouting for the Jacksonville Jaguars, joining their staff as the southeast regional scout for the BLESTO scouting organization. Wojciechowski was promoted by the Jaguars to midwest area scout in 2001.

Before becoming a full time scout, Wojciechowski served as a player personnel assistant for the Pittsburgh Steelers from 1996-98. In Pittsburgh, he evaluated both college and pro tal-

ent and did quality control work for the special teams units.

Wojciechowski was an All-Conference defensive end and a first-team All-America non-scholarship Division I-AA player at Duquesne from 1992-95. He was on teams that won a conference championship and a bowl game during his time with the Dukes. He also played baseball at Duquesne.

Wojciechowski received a degree in business administration at Duquesne. He was born Jan. 4, 1974 in Pittsburgh, where he currently resides.



BRIAN GAINE

**Assistant Director of
Pro Scouting**

The Dallas Cowboys hired Brian Gaine as the club's Assistant Director of Pro Scouting in 2005. His responsibilities include evaluating talent and tracking player movement and development within all professional football leagues – including the NFL, NFL Europe, the Canadian Football League and the Arena Football League.

Gaine comes to Dallas after spending six years in the N.Y. Jets Personnel Department, including serving as the assistant director of pro personnel in 2004. Prior to his promotion, he served as a pro scout for the Jets from 2000-2003, where he was responsible for scouting and tracking non-NFL teams such as NFL Europe, the CFL and the AFL. He began his personnel career

as a member of the Jets college scouting department in 1999.

Prior to moving into the personnel world, Gaine spent the 1996 NFL season as a tight end on the Jets practice squad and the 1997 NFL season on the N.Y. Giants practice squad. He went to training camp with the Kansas City Chiefs in 1998 but spent the year out of football.

Gaine was a three-year standout tight end for the Maine Black Bears, serving as team captain as a senior.

Born April 20, 1973, Gaine was a standout performer at Don Bosco Prep in Ramsey, N.J. He and his wife, Trish, have a daughter – Kelsey Ann.



SAM GARZA

Pro Scout

After nine years in the coaching realm, Sam Garza enters the personnel arena as a pro scout with the Cowboys in 2005. He will work closely with Assistant Director of Pro Scouting Brian Gaine in evaluating players around the NFL and NFL Europe, as well as the Canadian Football League and the Arena Football League.

Garza comes to Dallas after serving as the running backs and quarterbacks coach for the Saskatchewan Roughriders of the CFL in 2004. Prior to returning to Canada, he was the quarterbacks coach at the University of Texas – El Paso for four years (2000-2003). In 1998, Garza was the receivers coach for Saskatchewan before being promoted to quarterbacks/receivers coach in 1999. He began his coaching career at his alma mater as UTEP's defensive graduate assistant in 1996 before moving to wide receivers coach in 1997.

Garza was an eighth round draft choice of the Seattle Seahawks in 1987 as a quarterback, but actually spent the season with the St. Louis Cardinals, seeing action in two games. He then spent seven years playing in the CFL – six with Winnipeg (1989-94) and one with Ottawa (1995).

Collegiately, Garza was one of the most prolific passers in UTEP history, where he still ranks first in completions (483) and completion percentage (59.6%), second in attempts (812) and passing yards (6,164) and tied for fourth in touchdown passes (32) on all-time Miner passing charts.

A native of Corpus Christi, Texas, Garza (7/10/65) received his bachelor's degree in Kinesiology from UTEP in 1995. He and wife Barbara have two sons – Callen and Shane – and a daughter – Hailey.



WILL McCLAY

Pro Scout

Will McClay is in his fourth season working in the Cowboys Pro Personnel Department, where he spends the summer and fall evaluating players on other NFL rosters, as well as players in the Arena Football League.

McClay is also the head coach of the

Cowboys AFL team – the Dallas Desperados – a position he has held for the past two seasons (2004-05) while still serving as the Desperados defensive coordinator, a position he has held since the team's inception in 2002.

Prior to joining the Cowboys and

Desperados, McClay was the Assistant Director of Pro Scouting for the Jacksonville Jaguars. In his one season (2001) with the Jags, he was charged with scouting NFL teams Jacksonville did not play and advance scouting work. Before joining the Jaguars, he served as the player personnel director of the XFL's Orlando Rage, as well as a consultant and scout, in the spring of 2001. The Rage finished the season 8-2 before falling in the first round of the playoffs.

Prior to moving into the personnel side of professional football, McClay spent 11 seasons in the AFL as a player and coach. He served as defensive coordinator and Director of Player Personnel for the Grand Rapids Rampage in 1998. He added the title of assistant head coach in 1999, when the Rampage improved to an 8-6 record

after posting a 3-11 campaign the previous season. In 1997, he was the defensive coordinator and director of player personnel for the Anaheim Piranhas after serving as the defensive coordinator for the Milwaukee Mustangs in 1995 and the Florida Bobcats in 1996. McClay was the secondary and special teams coach of the Detroit Drive in 1993, helping the team reach the ArenaBowl. From 1989-92, he was a wide receiver/defensive back for the Drive, helping lead them to three ArenaBowl titles in four appearances.

McClay was a four-year letterman and team captain as a defensive back at Rice University (1985-88), starting every game of his collegiate career. He graduated in 1990 with a degree in political science. McClay was born Oct. 13, 1966 in Memphis, Tenn.



JIM MAURER

Head Athletic Trainer

Jim Maurer is entering his 16th season as a Dallas Cowboys athletic trainer, serving the last 10 years as the club's head athletic trainer.

Maurer took over responsibility of the athletic training department in 1996 after serving as a Cowboys assistant athletic trainer for six years. He served as a graduate assistant with Dallas for two seasons prior to being hired full-time in 1990.

Maurer was elected to the Professional Football Athletic Trainers Society (PFATS) Executive Board as the NFC head athletic trainer representative in 1999. He was re-elected to the same position for a third term in 2004. Following the 2002 season, Maurer and his staff were recognized as the NFL athletic training staff of the

year by their peers. Named in honor of Ed Block – a former Baltimore Colts head athletic trainer – the award is given annually to the athletic training staff that exemplifies courage, compassion, commitment and community.

A Dallas native (3/8/65), Maurer earned a degree in physical education in 1988 from Southern Methodist University, where he worked with the football and swim teams.

Maurer worked as a summer assistant with the Kansas City Chiefs in 1987, after spending the summer of 1986 with the Cowboys in the same capacity.

Maurer and his wife, Rosanne, live in Irving, Texas, with their sons, Nicholas and Benjamin.



BRITT BROWN

Athletic Trainer

Britt Brown enters his 14th year as an athletic trainer in the NFL and his 10th as a member of the Cowboys athletic training staff. Brown supervises the Cowboys medical rehabilitation program and assists with treatment programs.

In 2004 his rehabilitation program was instrumental in the return of rookie running back Julius Jones, who suffered a fractured scapula early in the season but returned to the field in Week 10 and went on to rush for 819 yards and seven touchdowns in just seven starts. Brown's work during the 2003 season with Al Johnson, who underwent knee surgery during the preseason that year, allowed Johnson to become the club's full-time starter at center for the 2004 season. Prior to coming to Dallas, Brown spent four years (1992-95) with the Miami Dolphins as an assistant athletic trainer.

Brown currently serves as the Program Coordinator for the NFL/Professional Football Athletic Trainers Society (PFATS) Ethnic Minority Scholarship. Following the 2002 season, Brown and the Cowboys athletic training staff were recognized as the NFL athletic training staff of the year by their peers. Named in honor of Ed Block – a former Baltimore Colts head athletic trainer – the award is given annually to the athletic training staff that exemplifies courage, compassion, commitment and community.

Before joining the Dolphins, Brown was the head basketball athletic trainer and assistant football athletic trainer at Southern Methodist University from 1989-92, where he also coordinated travel for the Mustang basketball team. While earning a degree in secondary education/biology with an emphasis in athletic training

(1982-87) and a master's degree in physical education/exercise physiology (1988-89) from Texas Christian University, he worked with the Horned Frogs football and baseball teams as a student athletic trainer. Brown worked as a part-time assistant athletic trainer for the Cowboys in 1986

and 1987 while attending TCU.

A native of Lampasas, Texas (7/6/64), the fastest growing county in Texas, Brown and his wife, Laura, live in Double Oak, Texas, with their son, Chase, and daughters, Sydney and Payton.



GREG GAITHER

Athletic Trainer

Greg Gaither enters his fifth season as a full-time member of the Cowboys athletic training staff after originally serving a two-year stint with the club as a graduate assistant (1997-98). He assists with coordinating player rehabilitation and treatment programs while overseeing all medical records.

Following the 2002 season, Gaither and the rest of the Cowboys athletic training staff were recognized as the NFL athletic training staff of the year by their peers. Named in honor of Ed Block – a former Baltimore Colts head athletic trainer – the award is given annually to the athletic training staff that exemplifies courage, compassion, com-

mitment and community.

Gaither returned to the Cowboys after two years on the athletic training staff at Kansas State University. He originally joined the Wildcats in the summer of 1999 as a graduate assistant working in both football and baseball. In 2000, he was promoted to a full-time role as assistant athletic trainer.

A native of Dallas, Texas (10/22/73), Gaither graduated from Southern Methodist University with a bachelor's degree, and received his master's degree from Kansas State University. Gaither and his wife, Leah, reside in Dallas, Texas, with their son, Grayson.



MIKE McCORD

Equipment Manager

Mike McCord enters his 17th season with the Cowboys, his 14th in the equipment department and his 12th as the equipment manager.

McCord originally joined the Cowboys in 1989 as the assistant ticket manager, spending two years in that capacity before moving to the football operations department in 1991. Before coming to Dallas, McCord spent two-and-a-half years with the University of Texas athletic department, one-and-a-half years as a part-time student

assistant before receiving his B.B.A. and then one year as a full-time intern.

A native of Clovis, N.M. (11/6/64), McCord graduated from Roosevelt High School in San Antonio, Texas, and spent two years attending Southwest Texas State before transferring to the University of Texas. He and his wife, Jan, live in Flower Mound, Texas, with their daughter, Megan, and son, Brock.



BUCKY BUCHANAN

Assistant Equipment Manager

William Andrew "Bucky" Buchanan is entering his 12th year as the Cowboys assistant equipment manager. Buchanan officially joined the Cowboys in 1994 after spending many weekends and summers in the equipment room helping his father, "Buck" Buchanan, the Cowboys equipment manager from 1973-93.

Before coming to the Cowboys, Buchanan spent one-and-a-half years with Willis Medical in Richardson, Texas, and 10 years with the Skaggs Alpha Beta grocery store chain.

A native of Plano, Texas, Buchanan (6/9/61) graduated from Plano High School. He and his wife, Amy, have two sons – Thomas II and Brett.



MIKE KUROWSKI

Assistant Equipment Manager

Mike Kurowski joined the Cowboys equipment staff in 2001. Kurowski came to Dallas after serving as an equipment manager for the Las Vegas Outlaws of the XFL in the spring of 2001. Prior to his work in the pro ranks, he spent three years (1997-2000) as an equipment manager for

the Oklahoma State University football team. Kurowski interned with the Miami Dolphins at their 1999 training camp while still in school.

A native of Dallas, Texas, Kurowski (9/2/77) graduated from Oklahoma State with a degree in marketing.



ROBERT BLACKWELL

Video Director

Robert Blackwell is entering his 25th year in the Cowboys video department, his 17th as the team's video director. In charge of taping and editing Cowboys practices and games, Blackwell is also responsible for editing opponent's tapes. He oversaw the change from videotape to digital imaging for Dallas's coaching staff in 2000. In his role with the club, Blackwell is responsible for entering and coordinating opponent and Cowboys offensive and defensive game data. He

also builds and distributes opponents scouting reports and video breakdowns.

A native of Garland, Texas (12/1/50), Blackwell earned his degree in communications from Stephen F. Austin, and later shot game films for Southern Methodist University's basketball and football teams (1979-84).

He and wife Diana have two children, Nathaniel and Lora Ann.



STEPHEN GAGLIARDINO

Assistant Video Director


Stephen Gagliardino became the club's assistant video director in the spring of 2003 after spending the 2002 season as the department's graduate assistant. He is responsible for shooting team practices and games, as well as logging and digitizing game files for the coaching staff.

Gagliardino joined the Cowboys after spending the 2001-02 seasons in NFL Europe, where he handled the coaching video for the Scottish Claymores. He began his NFL career in 1995 as

a ball boy with the Philadelphia Eagles when he was 16 years old, working training camp and game days at Veterans Stadium. He did that for four seasons before moving over to the Eagles video department in 1999, where he worked full-time as an intern for three seasons (1999-2001) while finishing college and working in NFL Europe.

A native of Newark, Del., Gagliardino (11/10/78) graduated with a bachelor's degree in communications.

The Players





FLOZELL ADAMS

Tackle

6'7" ★ 335 ★ 5/18/75

Michigan State ★ D-2 for '98 (38th overall)

NFL: 8th Year ★ Cowboys: 8th Year

76

PRO: In seven NFL seasons, Flozell Adams has become one of the NFL's premiere offensive tackles. He solidified his status when he was named a starter on the NFC squad in the 2004 Pro Bowl, then earned his second trip to Hawaii as a reserve in 2005. After seeing extensive time at right guard as a rookie, Adams has now started 97 consecutive games at left tackle since making the switch in 1999. A picture of durability throughout his career, his string of 102 consecutive starts is the longest active streak on the club and the 14th longest active streak in the NFL. He is also the only Cowboys offensive lineman to start and finish all 16 games at the same position in each of the last three seasons. His consistency has made him a key figure in a Dallas line that has allowed just 239 sacks in the last 112 games (2.1 per game). His natural athletic talents have also made him an imposing figure on the Cowboys field goal/PAT defensive unit, where he has blocked seven opponents' kicks in his career (three field goals and a club-record four extra points). In 2003, he led the NFL with a club-record tying three blocked kicks, with all three coming on extra points. Evidence of Adams's effectiveness along Dallas's offensive line can be seen in the club's rushing production. A Dallas back has rushed for over 100-yards 34 times in Adams' 108 career starts. During the first five years of his career, Adams opened holes for the NFL's all-time leading rusher, Emmitt Smith, who rushed for 5,928 yards during that time span – the fifth most in the NFL over that period.

2004: Adams followed up the most productive year of his career with another solid performance that netted him a reserve spot on the NFC Pro Bowl roster. Over the final seven games of the season, Adams and his cohorts on the offensive line ramped up their run blocking, allowing rookie Julius Jones to rush for 803 yards during that time – an average of 114.7 yards-per-game. The Cowboys offense opened the season at Minnesota (9/12) by accumulating 423 total yards – including 352 passing yards by Vinny Testaverde. The line also allowed only one sack in 52 pass plays. The following week against Cleveland (9/19), Dallas racked up a season-high 441 yards of offense, including 322 passing yards from Testaverde, who was sacked only once in 36 pass plays. Testaverde's performance marked only the second time in club history a Dallas signal caller had thrown for more than 300 yards in back-to-back games. Against the N.Y. Giants (10/10), Adams and Co. paved the way for 166 rushing yards (5.5 yards-per-carry). Testaverde threw for 284 yards against Pittsburgh (10/17), a defense that finished the year as the league's top ranked defensive unit. At Green Bay (10/24), Testaverde threw for 308 yards, his club record tying third 300-yard passing day of the season. The Dallas offensive line opened holes for Eddie George to rush for 99 yards against Detroit (10/31) while surrendering just one sack in

25 pass plays as Testaverde completed 79.2% (19-of-24) of his passes. Adams held Justin Smith without a sack at Cincinnati (11/7) then limited Jevon Kearse to one tackle against Philadelphia (11/15). The line allowed just one sack to the Eagles, who finished the year third in the league in sacks-per-pass play. Against Chicago (11/25) on Thanksgiving Day, Adams was part of an offensive line that led the way for Jones to rush for 150 yards, tying the second-best mark ever (at the time) by a Cowboys rookie running back. Adams also recovered a third quarter fumble by R.W. McQuarters following an interception to give the ball back to Dallas. In a Monday Night Football battle at Seattle (12/6), the line's blocking paved the way for Jones to run for 198 yards, the third best rushing day in club history and the second best ever by a Cowboy rookie. It also marked the first back-to-back 100-yard rushing games for a Dallas back since Smith topped 100-yards in back-to-back games in December of 2001. Jones scored three touchdowns in Dallas's 43-39 come-from-behind victory over the Seahawks, the most by a Dallas back since Smith turned the trick against Minnesota on Nov. 26, 1998. Adams and his cohorts wrapped up the season at the N.Y. Giants (12/05) by opening holes for Jones to rush for 149 yards on 29 carries (5.1 avg.) while allowing Testaverde to finish the game with a season-high 109.2 quarterback rating after completing 76.7% (23-of-30) of his passes.

2003: The 2003 season was a coming-out party for Adams. After signing a new five-year contract in the offseason, Adams went on to have the most productive year of his career, climaxing in Hawaii in February as the only first-time starter on the offensive line for the NFC squad at the Pro Bowl. His work during the regular season allowed Dallas to jump from 30th in 2002 to 15th in 2003 in total offense with an increase of almost 50 yards-per-game. That offensive output helped the club post a 10-6 record after three straight 5-11 seasons. The Cowboys opened the season with back-to-back days of 403 yards of offense against Atlanta (9/7) and at the N.Y. Giants (9/15). It was the first back-to-back 400-yard days for Dallas since 1998. The pass blocking against the Giants was instrumental in Quincy Carter having the time to throw for a career-high 321 yards. Run blocking was the key at the N.Y. Jets (9/28) as Dallas rushed 41 times for 202 yards (4.9 avg.) and a touchdown. The offensive line allowed just one sack in 32 pass plays against Arizona (10/5) as the Cowboys picked up 365 total yards of offense and controlled the clock for 36:28. The line gave up just one sack and helped Dallas control the clock for 37:21 at Detroit (10/19). At Tampa Bay (10/26), Adams limited Bucs defensive end Simeon Rice to two tackles and no sacks on the day. The club racked up 400 yards of total offense, including 208 on the ground, against Washington (11/2). The pass protection allowed just one sack in 34 pass plays. Adams

blocked his second career extra point when he batted down the Redskins first attempt. He blocked his second extra point of the season at New England (11/16) when he batted Vinatieri's try in the second quarter, becoming the first player in club history with two blocked PATs in the same season. The line allowed just one sack for no yards in 45 pass plays against Carolina (11/23). The Panthers defensive front was limited to nine tackles for the game. Adams extended his club record for blocked extra points against Miami (11/27) with his third block of the season. At Washington (12/14), Adams was part of a line that led the way for Troy Hambrick's 189 rushing yard day, at the time the third best single-game performance in club history.

2002: In a season plagued by injuries and uncertainty on the offensive line, Adams was the one constant as he was the only Cowboys offensive lineman to start and finish every game. After missing a large amount of training camp with a hyperextended right knee (Aug. 6), Adams returned to the starting lineup for the opener at Houston (9/8) and helped Dallas rush for 155 yards. After reshuffling the line at St. Louis (9/29), Adams anchored a unit that allowed two sacks in 38 pass plays in the last second victory over the defending NFC Champions. In the Cowboys loss to the Giants (10/6), the Dallas line helped rack up 340 yards, including 249 in the air, against the NFL's second ranked defense at the time. He was the only Dallas offensive lineman to start and play the entire Carolina (10/13) game as Dallas produced 148 yards and 14 points in the fourth quarter to nab a 14-13 win. In the loss to Seattle (10/27), Adams played a key role in NFL history as Smith ran for 109 yards on 24 carries (4.5 avg.) and became the league's all-time leading rusher with an 11-yard run in the fourth quarter. It was Smith's first 100-yard game of the season, and his record breaking run came over Adams's (left) side of the line. In the win over Jacksonville (11/24), the Dallas line provided time for Chad Hutchinson to throw for 301 yards. The 405 total yards against the Jaguars was a season-high. In the Thanksgiving Day victory over Washington (11/28), Adams helped lead the way for a season-high 211 rushing yards, including a season-best 144 yards by Smith, who went over the 17,000-yard mark for career rushing and recorded his fourth consecutive 100-yard day against the Redskins. Adams suffered a sprained left ankle early in the second quarter but returned in the second half. He also blocked his fourth career kick when he got his hands on a James Tuitill field goal attempt in the second quarter. In the loss to San Francisco (12/8), he helped hold the 49ers without a sack in 28 pass plays, marking the first time in 2002 that the Dallas line did not allow a sack.

2001: As part of a line that helped Dallas finish third in the NFL in rushing at 136.5 yards-per-game, Adams's work allowed Dallas to rack up 2,184 yards on the ground, the second best total by a Cowboys team in the last 20 years (1995 - 2,201). Also excelling at pass blocking, the line allowed just 34 sacks in 447 pass plays. For the season, opponents were held to two sacks-or-less in a game 10 times. That streak started Week One when the vaunted Tampa Bay (9/9) defense was limited to just two sacks while allowing Dallas to rush 23 times for 99 yards (4.3 avg.). The following week saw the line create holes in the San Diego (9/23) defense as Smith ran for 85

yards on 17 carries (5.0 avg.) and moved past Barry Sanders into second on the NFL's all-time rushing list. Adams excelled on special teams at Philadelphia (9/30), blocking his first career PAT. Against Washington (10/15), Adams helped lead Smith (107 yards) to his first 100-yard rushing game of the season and Dallas to 211 yards on the ground. He was also part of an offensive line that opened the way for Troy Hambrick (127 yards) and Michael Wiley (85) to rush for 207 yards and a 6.3 yard-per-carry average at Atlanta (11/11). Against Philadelphia (11/18), Adams worked against Hugh Douglas most of the day and limited him to one tackle. He helped Dallas to its third 200+ yard rushing day of the season as the Cowboys ran 44 times for 215 yards, including a 102-yard effort from Smith, at Washington (12/2). Smith logged a season-high 128 yards at Arizona (12/23), and the offensive line allowed just one sack in 30 pass plays. In the Cowboys upset win over San Francisco (12/30), Adams and the line led the way to 186 rushing yards, including 126 by Smith, and limited the 49ers to one sack as Carter threw for a season-high 241 yards. The Cowboys offensive line closed out the season with a sackless performance at Detroit (1/6/02) and led the way as Smith gained 77 rushing yards - putting him over the 1,000-yard mark for the 11th consecutive season, an NFL record.

2000: In his second season as the Cowboys starting left tackle, Adams was part of an offensive line that allowed 35 sacks in 480 pass plays. In six games, opponents were held to one sack-or-less. During Troy Aikman's final 172 pass attempts of the season, the Dallas line allowed him to be sacked only four times - once every 43 attempts. In addition to pass protection, Adams helped Smith (1,203) eclipse the 1,000-yard barrier for the 10th consecutive season. Adams's work also allowed the Cowboys to average 4.2 rushing yards-per-carry for the year, a mark the club has topped just twice in the past 12 seasons. Only four NFC clubs posted a better yard-per-carry average in 2000. Adams's blocking at Arizona (9/10) helped limit the Cardinals to one sack in 35 pass plays as Randall Cunningham threw for 243 yards and three touchdowns. Adams helped lead Smith to his first 100-yard rushing game of the year at Carolina (10/1) when Smith romped for 132 yards on 24 carries (5.5 avg.). In the rematch against Arizona (10/22), the Cowboys rushed for 200 yards, including 112 by Smith, while allowing just one sack. Against Jacksonville (10/29), Smith again eclipsed the 100-yard mark with 102 yards on 24 carries. Adams helped Smith clear the 100-yard barrier for the third consecutive week at Philadelphia (11/5) as Dallas rushed for 204 yards against the league's ninth ranked defense entering the game. Adams and the offensive line held Cincinnati (11/12) sackless in 37 pass attempts, and then duplicated the feat by holding Minnesota (11/23) without a sack in 43 pass attempts. The line's work against the Vikings also allowed Smith to rush for 100 yards on 12 carries before leaving the game in the third quarter with a concussion. For the sixth time during the season, Adams and company led Smith past the 100-yard mark against Washington (12/10) as he rushed for 150 yards. Against the Redskins, the Cowboys rushed for 242 yards as a team, marking the most rushing yards by the Dallas offense since recording 271 yards on the ground at Philadelphia on Oct. 31, 1993.

1999: Adams was the only Dallas offensive lineman to start all 16 regular season games, and he provided the production of a seasoned veteran in his first season at left tackle. He was a key part of an offensive line that allowed just 24 sacks in 531 pass plays, the second fewest sacks allowed in the NFL. The Dallas line also allowed one sack-or-less in nine regular season games, including five of the final six games. In addition, Adams helped Smith to his highest single season rushing total (1,397) since 1995, while enabling the Pro Bowl running back to collect more 100-yard rushing games (nine) than in any other season in his career other than 1995. In his first NFL start at left tackle, at Washington (9/12), he helped lead the way for a Dallas offense that gained 541 total yards, the highest offensive output by Dallas since Sept. 15, 1985 when the team gained 554 yards against Detroit. In addition, Aikman was sacked just one time in 50 pass plays in the overtime win over the Redskins. The following week, Smith gained 109 yards in a win over Atlanta (9/20), marking just the third time in 29 games that the Falcons defense had allowed a 100-yard rusher. In the win over Green Bay (11/14), Adams and Co. provided run blocking that helped spring Dallas's ground game to 149 yards on 34 carries despite Smith missing the game with an injury. On special teams, Adams blocked a Ryan Longwell field goal, marking the first blocked field goal by a Dallas offensive player since Doug Cosbie blocked one against the St. Louis Cardinals on Oct. 21, 1979. Two weeks later in the Thanksgiving Day win over Miami (11/25), Adams blocked a 47-yard field goal attempt by Olindo Mare in the second quarter. That effort tied the club record for blocked field goals in a season (two), as Adams became the 11th player in club history to accomplish that feat and the first since Leon Lett in 1994. In that same Miami game, the Cowboys offensive line permitted just one sack in 30 passing plays and helped lead Smith to 103 rushing yards against what was the NFL's sixth ranked defense going into the game. Dallas finished the season as the NFL's sixth ranked rushing offense, averaging 128.2 yards-per-game.

1998: The Cowboys second-round choice (38th overall), Adams was forced into extended work as a rookie after injuries to right guard Everett McIver. He started 10 games in place of McIver, who suffered serious injuries to both knees. Adams's 12 total starts were the most ever by a Dallas rookie offensive lineman. Although inexperienced, and playing a new position, he earned All-Rookie recognition and was a key part of a Dallas line that allowed just 19 quarterback sacks – the fewest in the NFL. Adams was marked ready for duty in the Dallas opener against Arizona (9/6), where he was used as a third tight end on short yardage situations. Adams wound up playing the final three quarters of the game at right tackle after starter Erik Williams was ejected. Adams helped the Dallas offense amass 444 total yards (188 rushing) against the Cardinals – both totals were the team's highest since 1996. In addition, the offensive line did not allow a sack of Aikman in 32 pass plays. The next three weeks, Adams saw considerable action at tight end as a short yardage blocker, and earned a starting

assignment against Oakland (9/27) as the team opened the game in a two-tight end set. After McIver went down with his first knee injury at Washington (10/4), Adams earned his first start at right guard against Carolina (10/11). Against the Panthers, Dallas rolled up 428 yards of total offense. In his first five starts at right guard, Adams helped Smith rack up four 100-yard rushing games, including a season-high 163 yards on 29 carries (5.6 avg.) against the N.Y. Giants (11/8). In that battle with the Giants, the Dallas offensive line allowed no sacks to a New York defense that led the NFL in sacks during the 1998 season. Adams did not start against Seattle (11/22), but he entered the game when McIver tore the anterior cruciate ligament in his left knee. Adams started the remaining five regular season games at right guard and earned his first post-season experience by starting against Arizona (1/2/99) in the playoff loss at Texas Stadium.

COLLEGE: Adams spent three years in the starting line-up for Michigan State, and during that time, the Spartans went to three straight bowl games for only the second time in school history. They also had a running back top the 1,000 rushing yard mark each season. Adams started the final 28 games of his career at tackle, and in 34 career starts, he helped a Spartan running back reach the 100-yard mark 21 times. As a senior, Adams moved from right tackle to left tackle and picked up All-America honors and was named the Big Ten Offensive Lineman of the Year by the league's head coaches. One-of-four offensive linemen who were semi-finalist for the Outland Trophy and Lombardi Award, Adams earned postseason invitations to the East-West Shrine Game and Senior Bowl all-star games. He was a second team All-Big Ten selection at right tackle following his junior and sophomore seasons.

PERSONAL: A high school All-America and all-state selection as a two-year starter on the offensive line at Proviso West High School in Maywood, Ill., Adams also lettered three times in wrestling and four times in track (shot put). He advanced to the state heavyweight wrestling finals as a junior. Adams earned his degree in criminal justice from Michigan State and is a cousin of former NBA guard Hersey Hawkins. Since joining the Cowboys, Adams has participated in the offensive line's support of The Rise School of Dallas with the "First Downs for Down Syndrome" project. In the fall of 2001, the entire offensive line helped paint a Dallas Cowboys Pegasus with the children from The Rise School. The Pegasus, a project to promote the City of Dallas, was donated to the school for a charitable fundraiser. He also served as a guest speaker for the Coppell, Texas, High School football team as part of the NFL High School Tuesday program. The program encourages NFL teams to visit a local high school to speak on the importance of education and the benefits associated with sports. During the 2003 season, Adams joined a group of his teammates and participated in the annual Cowboys Hometown Huddle in support of the United Way. Adams and his teammates played Bingo with the 100-plus senior citizens at the Brady Center/Catholic Charities.

ADAMS' COWBOYS TOTALS

Year Team	GP-GS	SPECIAL TEAMS							
		Solo	Asst	Tot	FF	FR	BP	BFG	BXP
1998 Dallas	16-12	0	0	0	0	0	0	0	0
1999 Dallas	16-16	0	0	0	0	0	0	2	0
2000 Dallas	16-16	0	0	0	0	0	0	0	0
2001 Dallas	16-16	0	0	0	0	0	0	0	1
2002 Dallas	16-16	0	0	0	0	0	0	1	0
2003 Dallas	16-16	0	0	0	0	0	0	0	3
2004 Dallas	16-16	0	0	0	0	0	0	0	0
Totals		0	0	0	0	0	0	3	4

BLOCKED PATS

@ Philadelphia, 9/30/01
vs. Washington, 11/2/03
@ New England, 11/16/03
vs. Miami, 11/27/03

BLOCKED FIELD GOALS

vs. Green Bay, 11/14/99
vs. Miami, 11/25/99
vs. Washington, 11/28/02

ADDITIONAL STATISTICS

Opp. Fum. Rec. - 2004 (1 for 0 yds.)



LARRY ALLEN

Guard

6'3" ★ 325 ★ 11/27/71

Sonoma State ★ D-2 for '94 (46th overall)

NFL: 12th Year ★ Cowboys: 12th Year

73

PRO: As a member of the NFL's All-Decade Team for the 1990's, Larry Allen has long been widely recognized as one of the NFL's premier offensive linemen, and he has established himself as the most decorated offensive player in Dallas Cowboys history. In 11 NFL seasons since being drafted out of Sonoma State, Allen has been named to more Pro Bowls (nine) than any other offensive player in Cowboys history. He has also been named All Pro seven times, six times at guard (1995-97, 1999-01) and once at tackle (1998). With his Pro Bowl selection at tackle in 1998, he became just the third player in league history to be selected to the Pro Bowl at more than one offensive line position during his career, joining Bruce Matthews (guard/center) and Chris Hinton (guard/tackle). An ankle injury in the second week of the 2002 season limited Allen to five games and snapped his seven-year string of trips to the Pro Bowl, the standard for Pro Bowl selections by a Dallas offensive lineman. Allen fully recovered from his injury and earned his eighth Pro Bowl selection in 2003. In 2004, he earned his ninth trip to Hawaii. Bob Lilly (11) and Mel Renfro (10) are the only Cowboys to be selected to the NFC squad more times than Allen. He has played all but one position along the offensive line in his 11 seasons in Dallas, moving between right tackle (1994), right guard (1995-97), left tackle (1997-98) and left guard (1999-03). During his illustrious career, Allen has been a member of an offensive unit that has posted the four lowest sacks allowed totals in club history with 18 in 1995, 19 in 1996 and 1998, and 20 in 1994. He also played a very important part in Smith's race toward the all-time NFL rushing mark, having blocked for eight of Smith's 11 1,000-yard rushing seasons. Smith gained 11,463 of his 17,162 career yards with Dallas after Allen joined the Cowboys in 1994. With a career-best bench press of 700 pounds and a squat lift of 900 pounds, Allen is also considered to be the strongest man to ever play professional football. Allen is the only player on the Cowboys roster who played on the club's Super Bowl XXX team. Allen has started 32 straight games after missing most of 2002 with a sprained left ankle that required surgery to remove bone spurs.

2004: For the eighth time in his 11 NFL seasons, Allen started all 16 games, and for the ninth time, he was an NFC Pro Bowl selection. Rookie running back Julius Jones's return from a shoulder injury in the second half of the season provided a spark for the Dallas running game. In seven games with Jones as the starter, Allen led a line that allowed Jones to rush for 114.7 yards-per-game and seven touchdowns, topping the 140-yard mark three times. The work by Allen and Co. also allowed Vinny Testaverde to throw for 3,532 yards, the third highest total in club history. In the season opener at Minnesota (9/12), Allen's blocking helped the Dallas offense rack up 423 yards of total offense, their best showing since Jan. 2, 2000, while allowing just one sack of Vinny Testaverde in 52 pass plays. In the home opening win over Cleveland (9/19), the Cowboys racked up a season-high 441 total yards, and Testaverde threw for 322 yards with only one sack in 36 passes. It was the second time in club history a Dallas quarterback had thrown for over 300 yards in back-to-back games. The Cowboys also ran for 126 yards against the Browns. In the Monday night win at Washington (9/27), Testaverde was sacked just once in 30 pass plays. Against the N.Y. Giants (10/10), the Dallas running game racked up 166 yards on the day (5.5-yard average), marking the second best rushing performance of 2004. In the win over Detroit (10/31), Allen led a line that allowed Eddie George to rush for 99 yards, his top rushing total of the season. Testaverde completed a season-high 79.2% of his passes (19-of-24) for 235 yards against the Lions and was sacked just once in 25 pass plays. The Lions entered that game with the NFL's top ranked defensive unit in sacks-per-pass play. In the Thanksgiving Day win over Chicago (11/25), Allen was part of a line that led the way for Jones to rush for 150 yards. It was the first 100-yard rushing performance of the season by a Dallas back, and tied the then second-best mark ever by a rookie back for Dallas. In the thrilling Monday night win at Seattle (12/6), the Dallas line's blocking opened holes for Jones to run for 198 yards, the third best rushing day in club history and the second best ever by a Cowboys rookie. It was the first back-to-back 100-yard

rushing games for a Dallas back since Smith topped 100-yards in back-to-back games in December of 2001. Jones also ran for three touchdowns in the Cowboys 43-39 come-from-behind win, the first touchdown hat trick by a Dallas back since Smith pulled the feat against Minnesota on Nov. 26, 1998. At Philadelphia (12/19), Allen and Co. helped Jones pick up 80 rushing yards, his fifth consecutive game with over 80 yards on the ground. In the season ending loss at the N.Y. Giants (1/2/05), the Dallas line closed the year by opening holes for Jones to rush for 149 yards on 29 carries (5.1 avg.) and a touchdown. Testaverde finished the Giants game with a season-high 109.2 quarterback rating after completing 23-of-30 passes (76.7%).

2003: After missing most of the 2002 season with a sprained left ankle that required offseason surgery to remove bone spurs, Allen bounced back in 2003 to start all 17 games – including the playoff game at Carolina (1/3/04). Despite missing parts of four games with injuries, Allen returned to form and was honored for his play with his eighth Pro Bowl selection, tying Smith for the most Pro Bowl honors by a Cowboys offensive player. Allen began the season by straining his hamstring in practice four days before the season opener. He still started the game against Atlanta (9/7), but he aggravated the hamstring in the second quarter and sat out the remainder of the half. He returned for the second half as Dallas rolled up 403 yards of total offense. His play at the N.Y. Giants (9/15) helped Quincy Carter throw for a career-high 321 yards in leading Dallas to a come-from-behind overtime victory. At the N.Y. Jets (9/28), the Cowboys rushed for 202 yards on 41 carries. Allen suffered a sprained left knee in the second quarter against Arizona (10/5) but returned in the second half to help Dallas total 365 yards of offense. At Detroit (10/19), the line's work helped Dallas rush for 134 yards and control the clock for 37:21. He left the game at Tampa Bay (10/26) early in the third period and did not return. Despite playing sporadically against Washington (11/2) due to a sprained left knee suffered in the first quarter, Allen helped the Cowboys rack up 400 yards of total offense, including 208 rushing yards. The Cowboys offensive line surrendered only one sack in 34 pass plays against Buffalo (11/9) and only one sack in 37 pass plays at New England (11/16). Against Carolina (11/23), Allen helped shut out DT Kris Jenkins while the Dallas line allowed only one sack for 0 yards in 45 pass plays. The line's blocking helped Dallas backs rush for 150 yards at Philadelphia (12/7) before opening holes at Washington (12/14) for Troy Hambrick to run for 189 yards – the then third best single-game rushing performance in club history. The line's pass blocking in the season finale at New Orleans (12/28) allowed Carter to throw a career-high 47 passes for 290 yards.

2002: Allen's 2002 season was a rough one physically as he fought through offseason surgery and a nagging early season ankle sprain that limited him to five starts for the season. Due to offseason rotator cuff surgery on his left shoulder, Allen was limited in training camp and saw action in just the final two preseason games. Entering the regular season, he was selected an offensive captain by his teammates. In the season opener at Houston (9/8), Allen manned his usual left guard spot as Dallas rushed for 155 yards. The following week

against Tennessee (9/15), he suffered a sprained left ankle in the second quarter. Allen attempted to return in the second half but lasted just two more plays. Because of the injury, Allen was inactive at Philadelphia (9/22). During practice the week leading up to the St. Louis game (9/29), he moved to right tackle and opened the game at that position before re-aggravating his sprained left ankle and leaving the game in the first quarter. He was back in the lineup at right tackle against the N.Y. Giants (10/6) but came out during the first drive after aggravating his left ankle. He battled the pain and was in and out of the game in the second half at left guard for Kelvin Garmon who had suffered a hip injury. Allen's play helped Dallas rack up 340 yards against the NFL's ninth ranked defense. Following the trade of Garmon to San Diego, Allen returned to left guard against Carolina (10/13) but came out of the game in the second quarter because of continued pain in the ankle. In an attempt to let the injury heal, Allen was inactive the next three games. He returned to practice the week leading up to the Indianapolis game (11/17) but was inactive for the fourth straight game. On Nov. 21, his season came to an end when he was placed on injured reserve. He underwent surgery on Dec. 3 to remove bone spurs from his left ankle.

2001: Allen closed out the season by being named All-Pro by the Associated Press for the seventh consecutive season. He was also named a Pro Bowl starter at guard, although he did not attend the game in Hawaii due to elbow surgery that was performed after the season (Jan. 18, 2002). It was his seventh consecutive Pro Bowl selection and the most ever by a Dallas offensive lineman. Allen played a key role in a Dallas offensive line that helped the Cowboys finish third in the NFL in rushing at 136.5 yards-per-game. The 2,184 rushing yards Dallas gained for the season was the second best total by a Cowboys team in the last 20 years (1995 – 2,201). The Dallas offensive line also helped Smith rush for an NFL-record 11th consecutive 1,000-yard season. Ten times opponents were held to two sacks-or-less during the season. In the season opener against Tampa Bay (9/9), Allen helped limit All-Pro DT Warren Sapp to one tackle and no sacks. In the Cowboys next game against San Diego (9/23), Allen led the way as Smith ran for 85 yards on 17 carries (5.0 avg.) and moved past Barry Sanders into second on the NFL's all-time rushing list. In the Cowboys Monday night win over Washington (10/15), Allen and Co. helped lead Smith (107 yards) to his first 100-yard rushing game of the season and Dallas to 211 yards on the ground for the evening. At Atlanta (11/11), Allen played a part in an effort that opened the way for Hambrick to gain 127 rushing yards and Michael Wiley to add 85 en route to the Cowboys gaining 207 rushing yards (6.3 avg.) for the day. Allen played a key role in Dallas's 20-14 win at Washington (12/2), helping the Cowboys log their third 200+ yard rushing day of the season as the team ran 44 times for 215 yards (4.9 avg.), including 102 yards from Smith. The Cowboys surprise 27-21 win over San Francisco (12/30) was sparked by a Dallas line that helped account for 186 rushing yards, including 126 by Smith. Allen personally limited Dana Stubblefield to three tackles on a day when the Cowboys ran 44 times.

2000: For the sixth consecutive season, Allen was selected to the NFC Pro Bowl squad and

garnered consensus All-Pro and All-NFC honors for his work. He was part of a unit that allowed just 35 sacks in 480 pass plays during the year, and six times during the season, opponents were held to one sack-or-less. On the ground, Dallas averaged 4.2 yards-per-carry, a mark the club had topped just twice in the previous 12 seasons. Only four NFC clubs posted a better yard-per-carry average. Despite suffering a fractured right hand in practice on July 20, Allen returned to action by the end of preseason and started all 16 games. Smith posted his first 100-yard rushing effort of the season at Carolina (10/1), picking up 132 yards on 24 carries (5.5 avg.). Allen's blocking against Arizona (10/22) keyed the offense as it picked up 347 total yards, including 200 rushing – 112 by Smith – and allowed just one sack. For the second straight week, Smith topped the century mark with 102 yards on 24 carries against Jacksonville (10/29), and he posted his third straight 100-yard game as the Cowboys ran for 204 yards against the league's 10th ranked defense at Philadelphia (11/5). Not content to merely run block, the line did not allow a sack in 37 pass attempts against Cincinnati (11/12) or in 43 pass attempts against Minnesota (11/23). In addition, Smith ran for 100 yards on 12 carries against the Vikings before suffering a third quarter concussion. At Tampa Bay (12/3), Allen helped limit Warren Sapp to two tackles on the day and the entire Tampa Bay starting defensive line to six tackles. Smith rushed for 150 yards and a touchdown against Washington (12/10) and the NFL's fourth ranked defense. In all, the Cowboys ran for 242 yards against the Redskins, the most by a Dallas offense since recording 271 yards on the ground at Philadelphia on Oct. 31, 1993.

1999: Despite starting in his third line position in as many years and missing five games due to injury, Allen was selected to his fifth consecutive Pro Bowl while earning consensus All-Pro honors. He earned this recognition as part of a line that allowed the second fewest sacks (24) in the NFL and one-or-fewer sacks in nine-of-16 games. The Dallas line also led the way for Smith to rush for 1,397 yards. In Allen's first career start at left guard at Washington (9/12), he helped lead the way as the Cowboys gained 541 total yards while surrendering only one sack in 50 pass plays. The offensive output against the Redskins was Dallas's highest yardage total since gaining 554 yards on Sept. 15, 1985 against Detroit. Against Atlanta (9/20), he helped lead the way as Smith (109 yards) became just the third player in the last 29 games to rush for over 100 yards against the Falcons. At Minnesota (11/8), Allen's blocking helped spring Smith to 140 rushing yards and two touchdowns in the first half as the Dallas offense rolled up 205 rushing yards for the game. While helping the Cowboys ground game accumulate 149 yards against Green Bay (11/14), Allen sprained the medial collateral ligament in his right knee during the third quarter and did not return. He missed the first game of his career at Arizona (11/21), snapping strings of 97 consecutive games played and 90 consecutive starts. His knee sprain caused him to miss the next four games as well. He returned to the starting lineup at New Orleans (12/24) and helped the Dallas line surrender no sacks on 39 pass plays while helping Smith rush for his eighth 100-yard game of the season. In the season finale against the N.Y. Giants (1/2/00), Smith recorded his ninth 100-yard game of the year, and the line did not allow a sack

in 33 pass plays. The Cowboys offensive line closed the regular season by not allowing a sack on the final 94 pass plays of the season. The line again surrendered only one sack in 39 pass plays in an NFC Wild Card Playoff Game at Minnesota (1/9/00) while helping Smith rush for 99 yards, including a Dallas postseason record 65-yarder. Allen underwent arthroscopic surgery on Jan. 18, 2000 to remove loose bodies from his right knee.

1998: After starting the final three games of 1997 at left tackle, Allen was penciled into the position from day one of the 1998 season. In his first full season guarding Troy Aikman's blindside, he earned consensus All-Pro and All-NFC honors. When Allen's peers voted him to the NFC Pro Bowl squad at tackle, he became just the third player in league history to be selected to the Pro Bowl at more than one offensive line position during his career. Allen earned that recognition as a vital cog in an offensive line that allowed just 19 sacks for 110 yards in 493 pass plays for the season – fewest in the NFL. His blocking also helped Smith to seven 100-yard rushing days and 1,332 yards. In the season opener against Arizona (9/6), Allen debuted at his new position and helped Dallas amass 444 total yards (188 rushing) – both totals were the highest since 1996. At Washington (10/4), Allen helped lead the way as Dallas had two running backs top the 100-yard mark for just the third time in club history. Smith finished with 120 yards and one touchdown while Chris Warren added 104 yards and two touchdowns. In November, Allen faced four of the NFC's top defensive ends in Hugh Douglas (fifth in the NFC with 12.5 sacks in 1998), Chad Bratzke (ninth with 11.0), Simeon Rice (tied for 11th with 10.0) and John Randle (10th with 10.5). His streak started at Philadelphia (11/2) when he limited Douglas to one tackle and no sacks. The next week against Bratzke and the N.Y. Giants (11/8), his blocking helped Smith rush for 163 yards on 29 carries (5.6 avg.), and the Dallas offensive line allowed no sacks to a Giants defense that led the NFL in sacks in 1998. At Arizona (11/15), Allen, while limiting Rice to one tackle, was part of a line that allowed no sacks to the Cards defense and helped lead Smith to 118 yards and three touchdowns. Seattle brought the AFC's top sacking defense of 1998 into Dallas (11/22) and came away with just one sack (on an Aikman fumble), while the Cowboys ran for 173 yards on the day. Allen closed out his dominating month against John Randle and the Minnesota Vikings (11/26), limiting him to one tackle and no sacks in 81 offensive plays. In addition, Allen helped set a new club record for pass attempts in a game without a sack (57) and led the way as Smith rushed for three touchdowns to tie Marcus Allen's NFL record of 123 career rushing scores. In the regular season finale against Washington (12/27), Allen was part of a blocking unit that saw Smith run for two more touchdowns to break the NFL's all-time rushing touchdown record.

1997: After spending part of training camp working at left tackle, Allen returned to his right guard spot for the first 13 games of the season. He started his third season at right guard at Pittsburgh (8/31) and helped Dallas gain 380 total yards, including 295 passing yards while not allowing a sack. This kind of play kept Aikman healthy and in the starting lineup for every game for the third straight season. In a win over Philadelphia (9/15), Allen suffered a strained left hamstring in the second quarter and did not return to action. Following

the bye week, he returned to the starting lineup against Chicago (9/28) but was forced out of the game in the second quarter when he did not have the strength in his left leg to effectively block. Allen was back in the starting lineup the next week at the N.Y. Giants (10/5). After the loss of Mark Tuinei at left tackle at Washington (10/13), Allen slid out to left tackle in third down passing situations against Philadelphia (10/26) and Washington (11/16). In the Redskins game, the line allowed just one sack in 46 pass plays. Allen became the full-time starter at left tackle against Carolina (12/8) and remained there the final three weeks of the season. Despite moving between guard and tackle during the season, Allen was selected to his third straight Pro Bowl at guard and earned first-team All-Pro honors.

1996: Allen earned his second consecutive trip to the Pro Bowl, along with consensus All-Pro and All-NFC honors, while the Dallas offensive line led the NFL by allowing just 19 sacks on the season, one shy of the club record set in 1995. In a win at Miami (10/27), Aikman was sacked just once while completing a season-high 33-of-41 pass attempts (80.5%) for 363 yards and three touchdowns. For the third straight year behind Allen, Smith ran for over 1,200 yards while topping 100 yards on the ground four times, including a season-high 155 yards and three touchdowns against Washington (11/28). In the first round of the playoffs, Allen's blocking helped lead the Dallas running game to 255 rushing yards against Minnesota (12/28), the second best post-season total in club history. Smith's 6.8 yard-per-carry average in that game was the third best mark in club history.

1995: Allen made his first NFL start at right guard in the opener at the N.Y. Giants (9/4), helping the Dallas offense roll up 459 yards, including 230 rushing yards – the most by the Cowboys since Oct. 31, 1993. It wasn't until the third game of the season that Dallas allowed a sack, and six times in 1995, Allen and the line held an opponent sackless. For the season, Dallas finished second in the NFL in fewest sacks allowed with a club record 18. In addition, Aikman was healthy and able to start every game for just the second time in his career, helping Allen earn All-Pro honors. In the regular-season finale at Arizona (12/25), Allen's work with the line enabled Dallas to roll up 474 yards of total offense, the most yardage by a Dallas team since Sept. 15, 1985. The Cowboys finished the season fifth in the NFL in total offense, while Smith gained a club record 1,773 rushing yards, captured his fourth NFL rushing title in five years and scored a NFL record 25 rushing touchdowns. Following the season, Allen, who was in just his first year as a starting guard, was one of a club-record four Dallas offensive linemen to be selected to the Pro Bowl, joining Ray Donaldson, Nate Newton and Mark Tuinei.

1994: Allen was forced into the lineup four games into his rookie campaign when Tuinei suffered back spasms at Washington (10/2). He received a game ball for his play, which held the Redskins sackless on the day. The next week against the Cardinals (10/9), Allen earned his first NFL start, at left tackle for Tuinei, as the offensive line did

not allow a sack. It was the first time a rookie offensive lineman had started for Dallas since Nov. 24, 1991 when Erik Williams started at right tackle against Washington. Allen returned to spot duty the next two weeks, but early in the morning on Oct. 24, Williams was injured in an automobile accident and lost for the season. Allen moved into the starting lineup at Williams's right tackle spot for good at Cincinnati (10/30). The following week, he was part of an offensive line that helped Dallas amass 450 total yards against the N.Y. Giants (11/7). Both he and Tuinei received game balls for helping hold the Saints without a sack in the Monday night victory at New Orleans (12/19). With 10 regular season starts, Allen tied Burton Lawless (1975) and Kevin Gogan (1987) for the most starts on the offensive line as a rookie in club history at that time (Adams broke the mark in 1998). On his way to garnering consensus All-Rookie honors, Allen helped Dallas establish a then team record by allowing just 20 sacks – for losses totaling just 93 yards (fewest in the NFL). Smith finished the year third in the NFL rushing race with 1,484 yards, and the Cowboys were fifth in the NFL in rushing yards-per-game. In the playoffs, Allen received a game ball against Green Bay (1/8/95) when the Dallas offense picked up 450 total yards and Aikman completed 23-of-30 passes for 337 yards. Allen sprained his left ankle in that game, but returned to action. In the NFC Championship Game at San Francisco (1/15/95), he struggled through three quarters on the injured ankle before leaving the game. Allen was the 10th offensive lineman selected in the NFL Draft and the first player ever drafted from Sonoma State. Taken in the second round (46th overall), it marked the first time since 1981 Dallas had taken an offensive lineman that high.

COLLEGE: Allen began his college career at Butte Junior College in Oroville, Calif. (1989-90). After a year off, he enrolled at Sonoma State, a Division II school 45 miles north of San Francisco. In two years with the Cossacks, Allen gave up just one sack. During his senior year, Sonoma State set a mark with 334 rushing yards against Cal-State Hayward. A two-time All-America selection, Allen participated in the East-West Shrine Game and the Senior Bowl. In 1992, the Cossacks were primarily a passing team and established 10 new school records – including most yards gained, most touchdown passes, best gain-per-completion and highest passing efficiency.

PERSONAL: A native of Los Angeles, Calif., Allen attended a different high school each of his four years of school, finishing at Vintage High School in Napa, Calif. He lettered in football as a freshman at Centennial Senior High in Compton, Calif. Allen has participated in the offensive line's support of The Rise School of Dallas with the "First Downs for Down Syndrome" project. In the fall of 2001, the entire offensive line helped paint a Dallas Cowboys Pegasus with the children from The Rise School. Each year, Allen also participates and is very generous in the team's support of The Salvation Army Angel Tree Program which provides Christmas gifts for families in need. Allen and wife Janelle have two daughters, Jayla (12/15/94) and Loriana (4/20/00), and a son, Larry, Jr. (7/21/96).

ALLEN'S COWBOYS TOTALS

GAMES/STARTS (regular season, playoffs): 1994 (16/10, 2/2), 1995 (16/16, 3/3), 1996 (16/16, 2/2), 1997 (16/16), 1998 (16/16, 1/1), 1999 (11/11, 1/1), 2000 (16/16), 2001 (16/16), 2002 (5/5) 2003 (16/16, 1/1), 2004 (16/16). Total – 160/154, 10/10.



MARION BARBER

Running Back

6'0" ★ 218 ★ 6/10/83

Minnesota ★ D4a for '05 (109th overall)

NFL: Rookie ★ Cowboys: Rookie

24

COLLEGE: Already possessing one of the league's top rookie running backs from last season, the Dallas Cowboys were able to add a complimentary back when they drafted Marion Barber III with their first selection in the fourth round (109th overall) of the 2005 NFL Draft. With Barber, the Cowboys get a quick, powerful runner that has the ability to get up field in a hurry. In 38 career games for the Golden Gophers, he carried the ball 575 times for 3,276 yards (5.7 avg.) and 35 touchdowns. Only Darrell Thompson (40) scored more rushing touchdowns in Gophers history than Barber, who moved behind Thompson by surpassing his father – Marion Barber, Jr. – in his final collegiate game. Barber III's 3,276 rushing yards rank third in school history (Thompson – 4,654 and Thomas Hamner – 3,810) while his 14 career 100-yard rushing games also ranks third (Thompson – 23 and Hamner – 15). The 4,495 all-purpose yards Barber accumulated rank second in school history, also behind Thompson (5,109). Barber accomplished these impressive numbers in only three years, having missed all but two games of his sophomore season before receiving a redshirt due to a chronic hamstring injury. In addition to his ability to run the ball, he also excelled as a return man on punts and kickoffs at Minnesota.

2004: Barber started 11 games as a junior and earned honorable mention All-Big Ten Conference honors after rushing for 1,269 yards and 11 touchdowns on 231 carries (5.5 avg.) while sharing tailback duties with Laurence Maroney. Barber's rushing yardage placed second on the team, fourth in the conference and 19th in the nation. On special teams he returned 19 punts for 110 yards and 10 kickoffs for 206 yards. He finished the year with 1,612 all-purpose yards, an average of 134.3 yards-per-game. After opening the season with 78 yards and two touchdowns on 14 carries (5.6 avg.) against Toledo, he exploded for 149 yards and two scores on 18 carries (8.3 avg.) against Illinois State. The following week at Colorado State, he carried the ball 31 times for a career-high 201 yards (6.5 avg.) and two touchdowns, including a 61-yard scoring jaunt. Against Northwestern, he not only rushed for 86 yards on 22 carries, but he also caught a 23-yard pass and threw a 21-yard touchdown pass. Late in the year against Illinois, Barber rushed for 138 yards and two scores on 11 carries (12.5 avg.) and completed a 21-yard scoring pass. He carried the ball 29 times for 167 yards (5.8 avg.) in the regular season finale against Iowa. Against Alabama in the Music City Bowl, he closed out his collegiate career with 187 yards and a touchdown on 37 carries (5.1 avg.).

2003: After recovering from a hamstring injury from a year earlier, Barber returned to the playing field to rush for 1,196 yards and 17 touchdowns on 207 carries (5.8 avg.) to earn first-team All-Big Ten honors. In the process, he tied or broke sev-

eral school records, including the record for rushing touchdowns in a season (previously 13) and tying the record for 100-yard rushing games in a season (seven). He was the focal point of an offense that set a Big Ten record for total offense (6,430) and finished with the fourth highest rushing total (3,759) and sixth-highest point total (503) in conference history. Barber also led the conference and finished seventh in the nation in punt return average (14.5). He kicked off his 100-yard barrage by accumulating 104 yards and a school record tying four touchdowns on 18 carries (5.8 avg.) at Ohio University. The following week against Louisiana-Lafayette, he posted 120 rushing yards and two scores on 14 carries (8.6 avg.). At Penn State, he registered his third consecutive 100-yard game when he carried the ball 23 times for 134 yards and a touchdown. Two weeks later against Michigan, Barber closed in on the 200-yard mark when he totaled 197 yards and a touchdown on 21 carries (9.4 avg.). He also caught four passes for 46 yards and returned two punts for 21 yards against the Wolverines. At Illinois, he picked up 129 yards on 24 rushes (5.4 avg.), then tallied 107 yards and a score on 17 carries (6.3 avg.) against Indiana. He also returned three punts for 88 yards (29.3 avg.) against the Hoosiers. He topped the 100-yard mark for the seventh time when he tallied 139 yards and a score on 27 carries against Wisconsin.

2002: Barber struggled with hamstring problems that limited him to two games, and earned him an additional year of eligibility. In the two games he played, he ran for 21 yards on nine carries at Louisiana-Lafayette and 48 yards on 10 carries against Buffalo.

2001: As a true freshman, Barber earned third-team Freshman All-America honors from *The Sporting News* after totaling 742 yards and seven touchdowns on 118 carries (6.3 avg.). He recorded the fifth-best freshman rushing performance in school history when he ran for 173 yards on 26 carries (6.7 avg.) against Louisiana-Lafayette. He eclipsed the 100-yard mark for the second time when he carried the ball 15 times for 158 yards (10.5 avg.) and two scores against Michigan State. Two weeks later against Ohio State, he totaled 84 rushing yards on 15 carries.

PERSONAL: Barber was a *SuperPrep* and *PrepStar* all-Midwest and consensus all-state selection as a senior running back and defensive back at Wayzata, Minn., High School. He gained 1,778 yards and 18 touchdowns carrying the ball and picked off a team-high 10 passes patrolling the secondary. The business marketing education major led his team to an 18-4 two-year record, including a 10-2 mark in his final prep campaign. He was also an honorable mention all-conference center fielder for the Wayzata baseball team. Marion is the son of Marion Barber, Jr., who gained 3,235 rushing yards and scored 34 touchdowns for the Golden Gophers (1977-80).

STAFF

MARION BARBER

2004 SEASON

RECORDS

PLAYOFF RECORDS

HISTORY

SIDE LINES

before embarking on a seven-year (1983-88) NFL career with the N.Y. Jets. Marion III was the recip-

ient of the Sheldon Douglas Endowed Scholarship at Minnesota.

BARBER'S MINNESOTA TOTALS

		RUSHING					RECEIVING				
Year Team	GP-GS	No	Yds	Avg	Long	TD	No	Yds	Avg	Long	TD
2001 Minnesota	11-2	118	742	6.3	40	7	2	19	9.5	14	0
2002 Minnesota	2-0	19	69	3.6	27	0	3	25	8.3	12	0
2003 Minnesota	13-6	207	1,196	5.8	45	17	13	119	9.2	21	0
2004 Minnesota	12-11	231	1,269	5.5	65	11	3	27	9.0	23	0
Totals	38-19	575	3,276	5.7	65	35	21	190	9.0	23	0

		PUNT RETURNS					KICKOFF RETURNS				
Year Team	GP-GS	No	Yds	Avg	Long	TD	No	Yds	Avg	Long	TD
2001 Minnesota	11-2	0	0	0.0	0	0	5	136	27.2	77	0
2003 Minnesota	13-6	28	405	14.5	62	0	8	172	21.5	48	0
2004 Minnesota	12-11	19	110	5.8	18	0	10	206	20.6	39	0
Totals	38-19	47	515	11.0	62	0	23	514	22.3	48	0

ADDITIONAL STATISTICS

Passing – 2003 (1-of-1 for 15 yards), 2004 (3-of-6 for 44 yards, 2 touchdowns, 2 interceptions). Totals – 4-of-7 for 59 yards, 2 touchdowns, 2 interceptions.



DARIAN BARNES

Fullback

6'2" ★ 245 ★ 2/29/80

Hampton ★ Trade (Tampa Bay) for '04

NFL: 4th Year ★ Cowboys: 2nd Year

36

PRO: After being acquired in a 2004 draft day trade with the Tampa Bay Buccaneers, Darian Barnes made the most of a training camp competition for the fullback position and earned the starting job. Barnes earned a solid reputation as a special teams player in his first two seasons with the Bucs, and showed rapid progress as the Cowboys lead blocker in the offensive backfield last season. He has the type of strength and toughness that define the traditional role of an NFL fullback, and he is also a capable receiver out of the backfield. A member of Tampa Bay's 2002 Super Bowl Championship team, Barnes originally signed with the N.Y. Giants on July 25, 2002 as a rookie free agent. He was released from the Giants training camp and the Bucs claimed him off waivers on Sept. 2, 2002.

2004: Barnes emerged from training camp as the only true fullback on the Cowboys roster, and finished the season with 10 rushing yards on five attempts while catching 10 passes for 59 yards and a touchdown. Barnes earned his first NFL start in the season opener at Minnesota (9/12), and on his first career rushing attempt, he earned one yard and a first down on a key third down conversion. In the win over Washington (9/27), Barnes had two catches for 26 yards. Against the N.Y. Giants (10/10), he ran twice for seven yards – including a season-long eight-yard gain. In the win over Detroit (10/31), Barnes recorded two catches for six yards. He scored his first career touchdown when he caught a five-yard scoring pass from Vinny Testaverde against Chicago (11/25) to give Dallas a 14-7 fourth quarter lead. As a lead blocker against the Bears, he opened holes for Julius Jones to rush for 150 yards and two touchdowns. In the Monday night win at Seattle (12/6), his blocking opened holes for Jones to run for 198 yards and three touchdowns,

the third best rushing day in club history and the second best ever by a Cowboys rookie. It also marked the first back-to-back 100-yard rushing games for a Dallas back since Smith topped 100-yards in back-to-back games in December of 2001. In the win over Washington (12/26), Barnes had his longest play as a Cowboy, catching a first quarter pass from Testaverde and racing 14 yards for a first down. In the season ending loss at the N.Y. Giants (1/2/05), he split time with rookie Lousaka Polite as the duo helped open holes for Jones to rush for 149 yards and a touchdown on 29 carries (5.1 avg.). In seven games with Julius Jones as the starter, Barnes's blocking helped open holes that allowed Jones to rush for 114.7 yards-per-game and seven touchdowns, topping the 140-yard mark three times.

2003: In his second season with the Bucs, Barnes saw time in 14 games before being placed on injured reserve on Dec. 16 with a sprained AC joint in his left shoulder. He recorded seven special teams tackles and added a catch for six yards. In the season opener at Philadelphia (9/8) Barnes registered his first career reception for six yards on a third-and-two to help set up a Martin Gramatica field goal in the Bucs 17-0 win. He saw time as a reserve blocker on offense and on special teams against Carolina (9/14). At Atlanta (9/21), he tallied a season-high two stops and a forced fumble on special teams. Barnes notched a special teams tackle against Houston (12/14) before leaving the game with the shoulder injury. He was placed on injured reserve Dec. 16.

2002: After signing as a rookie free agent with the Giants, Barnes was waived by New York prior to the start of the season and signed with Tampa Bay on Sept. 2. He saw action as a reserve full-

back and on special teams in six regular season games and all three playoff games, including the Bucs Super Bowl XXXVII victory over Oakland. He was inactive for the first two games of the season, then made his NFL debut against St. Louis (9/23). He recorded a special teams tackle at Cincinnati (9/29) before being inactive for the next eight games. He returned to action against Atlanta and posted a special teams tackle. He saw playing time through the remainder of the season.

COLLEGE: Barnes played his senior campaign at Hampton after transferring from Rutgers. As a senior, he saw action in 10 games and rushed for 93 yards and a touchdown on 27 carries. He added a catch for seven yards. Barnes sat out his

junior season prior to transferring to Hampton. As a sophomore at Rutgers, he rushed for 50 yards on 20 carries. He did not play football as a freshman.

PERSONAL: Barnes, a political science major, earned second-team all-state and first-team all-county honors as a senior at Toms River, N.J., High School. He posted 148 carries for 1,163 yards and 15 touchdowns in just eight games to close his prep career. When he is not on the football field, Barnes writes comic books and hopes to have his first book published this fall. During the 2005 offseason, Barnes attended the team's annual NFL Draft Day Party hosted in appreciation of the Cowboys loyal fans.

BARNES'S NFL TOTALS

Year Team	GP-GS	RUSHING					RECEIVING				
		No	Yds	Avg	Long	TD	No	Yds	Avg	Long	TD
2002 Tampa Bay	6-0	0	0	0.0	0	0	0	0	0.0	0	0
2003 Tampa Bay	14-0	0	0	0.0	0	0	1	6	6.0	6	0
2004 Dallas	16-10	5	10	2.0	8	0	10	59	5.9	14	1
Totals	36-10	5	10	2.0	8	0	11	65	5.9	14	1
Playoffs											
2002 Tampa Bay	3-0	0	0	0.0	0	0	0	0	0.0	0	0
Year Team		SPECIAL TEAMS							SINGLE-GAME BESTS		
		Solo	Asst	Tot	FF	FR	BP	BFG BXP	Rushes	Receptions	Receiving Yards
2002 Tampa Bay		-	-	3	0	0	0	0	2 vs. N.Y. Giants, 10/10/04	7	10/10/04
2003 Tampa Bay		-	-	7	1	0	0	0	Rushing Yards - 7 vs. N.Y. Giants, 10/10/04	2	Washington 12/26/04
2004 Dallas		0	4	4	0	0	0	0	Receptions - 2 three times, last vs. Washington 12/26/04	26	@ Washington, 9/27/04
Totals		-	-	14	1	0	0	0	Receiving Yards - 26 @ Washington, 9/27/04		



JUSTIN BERAULT

Safety

6'3" ★ 208 ★ 8/23/81

Ball State ★ D6a for '05 (208th overall)

NFL: Rookie ★ Cowboys: Rookie

40

COLLEGE: With the selection of Justin Berault (pronounced BARE-ee-oh) in the sixth round (208th overall) of the NFL Draft, the Cowboys were able to address a need for depth at safety. Berault, who started 45-of-46 career games at Ball State, is one of only a handful of players in the history of college football to register at least 100 tackles a season each of his four seasons, finishing his career with 508 tackles. This high level of production is exactly what the coaches will be looking for from the two-time winner of Ball State's Mark Hays Inspirational Award as he adjusts to the professional game and battles for playing time in the defensive secondary.

2004: Berault closed out his collegiate career by earning first-team All-Mid American Conference honors and being awarded Ball State's Mark Hays Inspirational Award for the second straight year. He finished the season with a team-high 125 tackles, including five for losses, an interception and a fumble recovery. He kicked off the year with 14 tackles against Boston College. He recorded 12 stops at Missouri and 11 tackles, with two behind the line of scrimmage, against Western Michigan. He posted his fourth double digit tackle game of the year at Toledo with 12

tackles. He topped that total the next week against Eastern Michigan when he registered 13 stops. He also recovered an Eastern Michigan fumble in the end zone to thwart a scoring opportunity in the first quarter. He recorded a career-high 21 tackles against Northern Illinois before closing out his collegiate career with 10 tackles, a tackle for a loss and an interception he returned 18 yards to set up a Cardinals touchdown at Central Michigan.

2003: After starting 11-of-12 games, Berault earned first-team All-MAC honors and was the winner of the Mark Hays Inspirational Award after leading the team with a career-high 145 tackles. He also posted six stops for losses, six pass deflections, two forced fumbles and an interception. He saw his string of 25 straight starts snapped in Week Four against Central Michigan when he sat out part of the first defensive series due to a hit he took as a member of the kickoff team. He opened the season in impressive fashion with a season-high 16 stops and a deflected pass against Missouri. He then totaled 15 stops and a pass defensed at Boston College, 13 tackles at Kent State and 11 stops and an interception against Toledo. He recorded his sixth double

digit tackle game of the season at Northern Illinois before totaling another 14 stops, a tackle for a loss and a blocked field goal at Western Michigan. He then closed the season with a flurry, registering 15 tackles, including two behind the line of scrimmage, at Eastern Michigan and 15 stops, two tackles for losses and a forced fumble against Bowling Green, marking his ninth double digit tackle performance in 12 games.

2002: As a sophomore, Beriault started all 12 games and finished second on the team with 121 tackles. He also contributed six stops for losses, two passes defended, two forced fumbles and an interception. In a five-game span in the middle of the season, he accounted for 56 tackles – 11.1 per-game. He kicked off the streak by posting 11 tackles at Clemson and again at Connecticut. He then totaled 12 stops against Northern Illinois before registering 10 tackles and two stops for losses at Toledo and another 12 tackles against Eastern Michigan. Two weeks later, he tallied a season-high 14 stops against Western Michigan. He managed to tie his season-high with another 14 tackles at Marshall in the season finale.

2001: Beriault made the most of his redshirt freshman season, earning freshman All-America honors from the Football Writers Association and *The Sporting News* after finishing third in the

country in tackles among freshmen with 117. He also posted three pass deflections, two tackles for losses and an interception to win Ball State's John Hodge Award as the team's most outstanding freshman. He made his college debut at Auburn and totaled 13 tackles. He topped that output two weeks later against Northern Iowa with 14 stops. Late in the season, he recorded a season-high 15 tackles against Central Michigan before closing his initial collegiate campaign with 12 stops at Western Michigan.

2000: Beriault was redshirted as a freshman.

PERSONAL: Arthur Justin Beriault earned all-state honors, was named the Marion County Player of the Year and conference, all-county and school most valuable player after recording 112 tackles, four interceptions and a fumble recovery while catching 21 passes for 468 yards and five touchdowns as a senior at Warren Central High school in Indianapolis, Ind. For his prep career, he totaled 242 stops, seven interceptions and four fumble recoveries on the defensive side of the ball while catching 35 passes for 710 yards and seven scores on offense. The criminal justice major earned three letters in football, three in basketball and one in baseball during his time at Warren Central.

BERIAULT'S BALL STATE TOTALS

		DEFENSE									INTERCEPTIONS				FUMBLES REC			
Year	GP-GS	ST	AT	TT	Sks-Yds	Tkl/Ls	PBU	FF	Bik Kick	YdsAvg	Lg	TD	No	Yds Avg	Lg	TD		
2001 Ball St.	11-11	77	40	- 117	0.0(0)	2(-10)	3	0	0	1	0	0.0	0	0	0	0		
2002 Ball St.	12-12	55	66	- 121	0.0(0)	6(-11)	2	0	0	1	0	0.0	0	0	0	0		
2003 Ball St.	12-11	71	74	- 145	0.0(0)	6(-33)	6	2	1	1	6	6.0	6	0	0	0		
2004 Ball St.	11-11	64	61	- 125	0.0(0)	5(-9)	1	0	0	1	18	18.0	18	0	0	0		
Totals	46-45	267	241	- 508	0.0(0)	199(-63)	12	2	1	4	24	6.0	18	0	0	0		

ADDITIONAL STATISTICS

Passing – 2003 (1-of-1 for 15 yards), 2004 (3-of-6 for 44 yards, 2 touchdowns, 2 interceptions). Totals – 4-of-7 for 59 yards, 2 touchdowns, 2 interceptions.

Punt Returns – 2003 (1 for 14 yards).



ERIK BICKERSTAFF

Running Back

6'0" ★ 230 ★ 7/25/80

Wisconsin ★ FA for '03

NFL: 2nd Year ★ Cowboys: 2nd Year

34

PRO: After limited collegiate playing experience, Erik Bickerstaff joined the Cowboys during the 2003 training camp and quickly impressed coaches with his hard running and physical style of play. Bickerstaff – who has the size to move the pile and to make yards between the tackles – was primed for a strong push in 2004, but lost out on the season after rupturing his Achilles tendon. After spending the 2004 season rehabilitating, he is healthy and ready to show coaches his determination as he looks to carve out a spot on the Cowboys running back depth chart.

2004: Bickerstaff ruptured his left Achilles tendon in a mini-camp practice on June 9. He underwent surgery to repair the tendon soon after and was placed on injured reserve on July 9. He spent the season rehabilitating his injury.

2003: After gaining 89 yards on 17 carries (5.2 avg.) in preseason action, Bickerstaff became one-of-five rookie free agents to make the opening day roster. He finished his rookie season with 56 rushing yards and a touchdown on 19 carries. He was inactive for the first eight games of the year, but put that time to good use while adjusting to the NFL as a member of the Cowboys scout team offense. He was moved to the Cowboys practice squad the week prior to the Buffalo game (11/9) and was signed back to the active roster on Dec. 2. In his first taste of NFL regular season action, Bickerstaff gained 41 yards on nine carries at Philadelphia (12/7). He also recorded two kickoff returns for 24 yards against the Eagles while fielding the ball as the deep blocker. The following week at Washington

(12/14), he recorded one carry for a two-yard touchdown in the fourth quarter, marking his first NFL score. He also registered his first career special teams tackle against the Redskins. Against the N.Y. Giants (12/21), Bickerstaff saw fourth quarter action and had seven carries for eight yards. He added two carries for five yards in the season finale at New Orleans (12/28).

COLLEGE: Bickerstaff did not play football during his senior year at Wisconsin after being declared ineligible prior to the start of the season. In 2001, he earned his third letter for the Badgers while seeing the majority of his playing time on special teams. In 2000, he was the back-up fullback and earned his second letter. As a redshirt freshman in 1999, he made the switch from tailback to fullback and recorded one carry for one yard against Indiana. He was redshirted as a true freshman in 1998 and participated on the squad's scout team.

PERSONAL: Erik Bickerstaff was an all-league selection at North High School in Waukesha, Wisc. As a junior, he rushed for 1,516 yards and 16 touchdowns earning MVP honors. He was also

a three-time all-league selection in track and field. He majored in sociology at Wisconsin. As an NFL rookie, Bickerstaff was a member of the Cowboys Rookie Club, a program designed to introduce rookies to community service. The rookie class of 2003 made visits to Children's Medical Center, ChildCareGroup, The Salvation Army and Kids Café at Voice of Hope. Bickerstaff also volunteered for the annual Cowboys Hometown Huddle with the United Way for The Brady Center, where a group of players played Bingo with the senior citizens at the center. In 2004, despite a demanding rehab schedule, Bickerstaff served as the Cowboys representative for the Bank of America/Dallas Cowboys Coach of the Week program. Weekly during the area high school football season, he would attend a high school football game with a Dallas Cowboys Cheerleader and team mascot ROWDY to present the Coach of the Week Award and a \$2000 donation from the Cowboys foundation and Bank of America for the schools football program. Bickerstaff also participates in the team's support of The Salvation Army Angel Tree program.

BICKERSTAFF'S COWBOYS TOTALS

Year Team	GP-GS	RUSHING						RECEIVING					
		No	Yds	Avg	Long	TD		No	Yds	Avg	Long	TD	
2003 Dallas	4-0	19	56	2.9	9	1		-	-	-	-	-	
2004 Dallas	0-0						Reserve/Injured						
Totals	4-0	19	56	2.9	9	1		-	-	-	-	-	

Year Team	SPECIAL TEAMS								KICKOFF RETURNS				
	Solo	Asst	Tot	FF	FR	BP	BFG	BXP	No	Yds	Avg	Long	TD
2003 Dallas	1	1	2	0	0-0	0	0	0	2	24	12.0	15	0
2004 Dallas													
Totals	1	1	2	0	0-0	0	0	0	2	24	12.0	15	0



DREW BLEDSOE

Quarterback

6'6" ★ 238 ★ 2/14/72

Washington State ★ FA for '05

NFL: 13th Year ★ Cowboys: 1st Year

11

PRO: The Cowboys acquired quarterback Drew Bledsoe as a free agent on Feb. 23 after his release by the Buffalo Bills. He joined the Bills in a trade with New England on the second day of the 2002 NFL Draft in exchange for Buffalo's first-round selection in the 2003 NFL Draft. Bledsoe spent the first nine years of his NFL career with the Patriots, who selected him with the first overall pick in the 1993 Draft. In 12 NFL seasons, Bledsoe has become one of the league's top throwers and with each pass continues to move up the NFL's all-time charts in every career passing category. He currently ranks seventh all-time in career completions, seventh in career attempts, and 10th in career passing yardage. Among active quarterbacks, he stands third behind only Brett Favre and Vinny Testaverde in career completions, attempts, passing yards and touchdowns. Bledsoe's name is littered across the NFL passing record books in a number of other areas as well. In 2000, he became just the fourth quarterback in league history to have seven consecutive 3,000-yard passing seasons,

joining Brett Favre (13 consecutive seasons), Dan Marino (nine) and John Elway (seven). In 2002, he added an eighth season, the fifth most in NFL history. He holds the NFL record for pass attempts in a season with 691 in 1994 and also has the third best mark with 636 in 1995, those marks coming during a three-year span (1994-96) that he led the league in pass attempts. He also holds the league record for pass attempts (70) and completions (45) in a game, setting the mark against Minnesota on Nov. 13, 1994. In that game, he also threw no interceptions, setting a league mark for pass attempts in a game without an interception. His 400 completions in 1994 are the third best total in league history, and he is also tied for fourth in NFL history with six 400-yard passing games. In 1993-94 he had a string of four-straight 300-yard passing games, the sixth longest streak in league history. In his career, Bledsoe has four overtime touchdown passes, the most in NFL history. The only other players to throw more than one are Terry Bradshaw (three), Dan Fouts (two), Warren Moon (two), and Brian

BLEDSOE AMONG ALL-TIME QUARTERBACKS

Most Attempts

1. Dan Marino.....	8,358
2. John Elway.....	7,250
3. Brett Favre.....	7,003
4. Warren Moon.....	6,823
5. Fran Tarkenton.....	6,467
6. Vinny Testaverde.....	6,420
7. Drew Bledsoe.....	6,049
8. Dan Fouts.....	5,604
9. Joe Montana.....	5,391
10. Dave Krieg.....	5,311

Most Completions

1. Dan Marino.....	4,967
2. Brett Favre.....	4,306
3. John Elway.....	4,123
4. Warren Moon.....	3,988
5. Fran Tarkenton.....	3,686
6. Vinny Testaverde.....	3,631
7. Drew Bledsoe.....	3,449
8. Joe Montana.....	3,409
9. Dan Fouts.....	3,297
10. Dave Krieg.....	3,105

Most Yards

1. Dan Marino.....	61,361
2. John Elway.....	51,475
3. Brett Favre.....	49,734
4. Warren Moon.....	49,325
5. Fran Tarkenton.....	47,003
6. Vinny Testaverde.....	44,475
7. Dan Fouts.....	43,040
8. Joe Montana.....	40,551
9. Johnny Unitas.....	40,239
10. Drew Bledsoe.....	39,808

Most Touchdowns

1. Dan Marino.....	420
2. Brett Favre.....	376
3. Fran Tarkenton.....	342
4. John Elway.....	300
5. Warren Moon.....	291
6. Johnny Unitas.....	290
7. Joe Montana.....	273
8. Vinny Testaverde.....	268
9. Dave Krieg.....	261
10. Sonny Jurgensen.....	255
11. Dan Fouts.....	254
12. Boomer Esiason.....	247
13. John Hadl.....	244
14. Y.A. Tittle.....	242
15. Len Dawson.....	239
16. Jim Kelly.....	237
17. George Blanda.....	236
18. Steve Young.....	232
19. Drew Bledsoe.....	221
20. Peyton Manning.....	216

Sipe (two). Last season, Bledsoe topped the 10,000-yard mark for his career in Buffalo, making him one of just seven quarterbacks in NFL history to throw for over 10,000 yards with two different teams. A model of durability, Bledsoe started all 48 Bills games over his three seasons in Buffalo, making him one of just six NFL quarterbacks to start every game over the course of the last three seasons. The other five: Tom Brady (NE), Aaron Brooks (NO), Brett Favre (GB), Trent Green (KC) and Peyton Manning (Indy). During his 12-year career, Bledsoe has missed just 14 games due to injury (regular season and postseason), and eight times he has started all 16 games for his club.

2004: Bledsoe wrapped up his third season in Buffalo completing 256-of-450 passes for 2,932 yards, 20 touchdowns and 16 interceptions, the sixth time in his career he has thrown 20-or-more touchdowns in a season. During the season he also continued his climb up the NFL's all-time passing charts. He made his first move of the season in the opener against Jacksonville (9/12) when he completed 17-of-26 passes for 153 yards and a 17-yard touchdown strike to Eric Moulds, surpassing Dan Fouts for seventh on the NFL's all-time attempts list. He finished with 198 yards, a touchdown and an interception on 13-of-24 passing at Oakland (9/19), connecting again with Moulds on the scoring pass after a 65-yard pass to rookie Lee Evans set the Bills up at the five-yard line. He totaled more than 200 passing yards for the first time on the season against New England (10/3), completing 18-of-30 passes for 247 yards, a touchdown and an interception. For the third straight week, he connected with Moulds on a 41-yard scoring pass at the end of the first half to tie the score at 17-17. He opened up the

game with a 55-yard pass to Evans on the Bills first play from scrimmage, setting up a field goal. At the N.Y. Jets (10/10), Bledsoe completed 16-of-29 passes for 197 yards, two touchdowns and one interception, and he was six-of-eight passing for 97 yards on the Bills two touchdown drives. The first drive was an eight-play, 69-yard drive that was capped off by a 16-yard scoring pass to tight end Mark Campbell, and the second drive, a two-play, 62-yard drive culminated with a 46-yard touchdown throw to Evans. At Baltimore (10/24), Bledsoe passed Boomer Esiason for 11th on the NFL's all-time passing yards list with 38,086 yards through 162 career games. He finished the game with 203 passing yards, completing 20 of a season-high 37 passes with a season-high four interceptions. He compiled a 100.4 passer rating against Arizona (10/31), marking only the second time in his career he has posted a 100-plus rating without attempting 20 passes in a game, finishing with 81 yards on 8-of-17 passing with two touchdowns. He was not sacked in the game, his first sack-free game since Sept. 14, 2003. Along the way, he moved up in the NFL's record books: passing Dave Krieg for 10th on the NFL's all-time passing yards list and Dan Fouts for eighth on the league's all-time completion list. Bledsoe enjoyed his second straight game with no interceptions or sacks against the N.Y. Jets (11/7), marking only the 17th time in his career with zeros in both columns. He finished the day with 184 yards on 18-of-30 passing with one touchdown. Against St. Louis (11/21), Bledsoe completed 15-of-24 passes for 185 yards and three touchdowns. All three of his scoring tosses went to Campbell, making Campbell the second player to catch three touchdowns in a single game from Bledsoe (Ben Coates). Making his first professional visit to his home state (Washington), Bledsoe threw for 275 yards and a touchdown with season highs for attempts (37), completions (25) and completion percentage (67.6) at Seattle (11/28). He was 20-of-28 on the Bills five scoring drives and his touchdown toss moved him into 19th place on the NFL's all-time career touchdown list, passing John Brodie. The following week, he matched a career-high with four touchdown passes at Miami (12/5), completing 19-of-30 passes for a season-high 277 yards and a season-best passer rating of 132.9, his 33rd career game with a 100+ rating. It was the 11th four-touchdown game of his career. Bledsoe guided the Bills to their fifth straight victory with a win at Cincinnati (12/19), marking his longest personal win streak since the 1996-97 seasons with New England. He finished the day 15-of-30 for 183 yards and a touchdown. His 60-yard pass to Evans on a flea-flicker in the first quarter made Evans the first receiver to catch four passes of 50-plus yards from Bledsoe in one season. His 13th completion against the Bengals boosted Bledsoe into seventh place ahead of Joe Montana on the NFL's all-time completions list. A win at San Francisco (12/26) pushed the Bills win streak to six games, the second longest streak of Bledsoe's career. In the season finale against Pittsburgh (1/2/05), he became only the seventh quarterback in NFL history to pass for over 10,000 yards with two different teams, finishing the game with 189 yards on 16-of-30 passing.

2003: In his second season with the Bills, Bledsoe again started all 16 games and completed 274-of-471 passes (58.2%) for 2,860 yards, 11 touchdowns and a career-low 12 interceptions. Bledsoe opened the season against New

England (9/7) and was 17-of-28 for 230 yards with a touchdown and an interception en route to his first win against his former team. The next week at Jacksonville (9/14), he was again very impressive with 314 yards on 19-of-25 passing with two touchdowns and no interceptions for a near-perfect rating of 144.2. He then endured a difficult outing at Miami (9/21). For just the fourth time in 19 career games with the Bills, he failed to throw a touchdown pass, and he finished the game 10-of-25 passing for 98 yards with two interceptions. He came back the next week against Philadelphia (9/28) to complete 27-of-43 passes for 296 yards with both a touchdown pass and run and no interceptions. The scoring run was the fifth of his career and third as a Bill. Against Cincinnati (10/5), he led his 22nd career fourth quarter comeback and finished with 211 yards on 19-of-35 passing with a touchdown and no interceptions. His third quarter interception at the N.Y. Jets (10/12) snapped a stretch of 130 attempts without a pick, the 12th 100+ streak of his career. Against Washington (10/19), he completed 19-of-26 passes for 244 yards with a touchdown and an interception, enjoying a 73.1% completion rate – his 15th career game above 70% and his second of 2003. At the N.Y. Giants (11/30), he completed 19-of-29 passes for 252 yards and a pair of touchdowns in less than three quarters of action. On Buffalo's three straight scoring drives in the second and third quarters, he was 13-of-17 for 179 yards with two touchdown throws. Six of his 19 completions in the game covered 20+ yards, and he finished with a season-high passer rating of 115.9. His two touchdown passes at Tennessee (12/14) gave him 201 for his career.

2002: Bledsoe enjoyed a phenomenal first season with the Bills, starting all 16 games at quarterback and setting 10 franchise records, including single-season marks for yards (4,359), attempts (610), completions (375) and 300-yard games (seven). He earned his fourth career Pro Bowl selection, having also been selected following the 1994, '96 and '97 seasons with New England, and became the third quarterback in Bills history to earn a Pro Bowl selection, joining Jim Kelly (five) and Doug Flutie (one). Bledsoe ranked second in the NFL in passing yards (4,359) and attempts (610) behind only Rich Gannon (4,689 and 618), and his 375 completions trailed only Gannon (418) and Peyton Manning (392). Only Gannon (10) had more 300-yard passing games. Bledsoe threw 24 touchdown passes, the most by a Bills signal caller since Jim Kelly had a club-record 33 in 1991. With two rushing touchdowns, he matched his career total heading into the season. Twice in the first five games he topped 400 passing yards (there were only two in franchise history before '02). Bledsoe opened the season with a memorable outing against the N.Y. Jets (9/8) that saw him bring the Bills back to tie the game at 31 with a 29-yard touchdown strike to Moulds on 4th-and-nine with 0:34 remaining before falling in OT. He set the tone for the offense with a huge block on defensive tackle Jason Ferguson on a reverse. Bledsoe enjoyed a record day and engineered the game-winning overtime touchdown drive at Minnesota (9/15), ending the game with a 48-yard score to Peerless Price. It marked his third career touchdown pass in overtime, tying Terry Bradshaw for the NFL record. Bledsoe was three-of-three for 29 yards on the drive which led to a

54-yard, game-tying field goal as regulation ended. For the game, he set a career-high and Bills single-game record with 463 passing yards (old personal record: 426 yards, 11/13/94; old Bills record: 419 yards, Joe Ferguson, 10/9/83). It was his sixth career 400-yard passing game, tying him for the fourth most 400-yard games in NFL history. He also set a Bills single-game record with 49 attempts without an interception (old record: 46 by Joe Ferguson, 9/23/84 and Jim Kelly, 11/7/93). In the game, he became the 24th player in NFL history to reach 30,000 career passing yards and became the third fastest in terms of games, reaching the plateau in his 126th career game – tying Brett Favre (Dan Marino did it in 114 and Warren Moon in 125). For his efforts, Bledsoe was selected as AFC Offensive Player of the Week, the seventh time in his career he has been honored. He led the Bills to their second victory of the season with an overtime win against Chicago (9/29), again ending it with a game-winning 26-yard touchdown pass and setting an NFL record with his fourth career touchdown pass in overtime. It was also the 10th four-touchdown game of his career and the first by a Bill since Jim Kelly had four on Dec. 10, 1995 at St. Louis. At the end of September, Bledsoe was named the AFC Offensive Player of the Month, his second career Player of the Month selection. The next week against Oakland (10/6), he set a club record for attempts without an interception at 175 before throwing a pick on his 27th attempt. It was also the second longest streak of his career (179 attempts, Oct. 23, 1995 – Nov. 26, 1995). At Houston (10/13), the Bills trailed 24-17 entering the fourth quarter, but the Bills offense went on two touchdown drives to grab their third win of the year. In his first outing against his former team, New England (11/3), he threw for 302 yards, the fifth time in 2002 he topped the 300 mark (31st of career). He topped the 3,000-yard passing mark for the season at Kansas City (11/17), the second time in his career he had reached that mark in the first 10 games (1994). He also threw a seven-yard strike to Moulds to extend his streak of starts with a touchdown pass to 10 games, the longest streak by a Bills quarterback to start his career. He had that touchdown streak broken the next week at the N.Y. Jets (11/24). He recorded his first rushing touchdown as a Bill (third of career) on a two-yard plunge against Miami (12/1) and also had two touchdown passes of 50+ yards (73 yards to Price, 57 yards to Moulds). At New England (12/8), he posted the seventh 300-yard game of 2002 and 33rd of his career, setting a club record for 300-yard games in a season (Jim Kelly, 6 in 1991). It marked the 10th time in club history a quarterback had consecutive 300-yard games (third by Bledsoe in 2002). With his first completion against San Diego (12/15), Bledsoe established a club record for single-season passing yards (3,844 – Jim Kelly, 1991). He then surpassed the 4,000 passing yard mark for the season in a loss at Green Bay (12/22), marking the third 4,000-yard season of his career. The 10-0 loss to the Packers marked just the second time in his career that his team had been shut out (6-0 loss, 11/28/93 vs. N.Y. Jets). He collected his second rushing touchdown of the season (fourth of his career) on a seven-yard carry in the season finale against Cincinnati (12/29).

2001: Bledsoe started the first two games of the year, extending his consecutive starts streak to

34 before suffering a chest injury in the fourth quarter against the N.Y. Jets (9/23) when he was hit by Mo Lewis. He was inactive and did not dress the next four contests. He then dressed but was inactive as the club's third quarterback for three weeks. He was elevated to the second quarterback spot but did not play in the final seven games of the regular season and for the opening playoff game against Oakland (1/20/02). He returned to action in the AFC Championship Game at Pittsburgh (1/27/02) when he replaced an injured Tom Brady (ankle) with 1:40 to go in the second quarter with the Patriots driving at the Steelers 40-yard line. He came on to complete three straight passes to David Patten, including an 11-yard touchdown, and then played the entire second half in leading the Patriots to the AFC Championship. He served as the back-up to Brady in the Patriots Super Bowl XXXVI win over St. Louis (2/3/02).

2000: Bledsoe started every game despite playing with a jammed thumb, an injury he suffered at midseason, and threw for 3,291 yards, becoming just the fourth quarterback in NFL history to have seven consecutive 3,000-yard seasons – Dan Marino (nine), Brett Favre (nine) and John Elway (seven). He also became the Patriots all-time leading passer with a 26-yard pass to Kevin Faulk in the second quarter at Denver (10/1), moving ahead of Steve Grogan (26,886 yards). Bledsoe was also a threat on the ground, setting a career-high and finishing third on the team with 158 rushing yards. In the season opener, he rushed for a career-high 30 yards on eight carries against Tampa Bay (9/3). He tied a franchise record at Indianapolis (10/22) when he directed an 18-play scoring drive to open the game (18 plays, 89 yards, 8:43), culminated by a 19-yard touchdown pass to J.R. Redmond. He left the game in the second quarter with a thumb injury to his right hand. Against Cincinnati (11/19), he led his 18th career game-winning drive as he moved the offense 81 yards in 12 plays in 3:05 to set up the game-winning 22-yard field goal, completing four-of-seven passes for 65 yards on the game-winning drive. He completed a season-high 33 passes on 48 attempts for 282 yards and a pair of touchdowns against Kansas City (12/4) in a 30-24 victory on Monday Night Football. Two weeks later at Buffalo (12/17), he led the Patriots on two scoring drives late in the game to secure an overtime victory over the Bills amidst the worst game conditions of his eight-year career. In overtime that day, he led the team on an 83-yard, 14-play drive, setting up the game-winning 24-yard field goal with just 0:19 left. Bledsoe passed for a season-high 312 yards against Miami (12/24), completing 18-of-34 attempts with two touchdowns and two interceptions. It was his first 300-yard game of the season and his fifth 300-yard game against Miami, the most against any team.

1999: Bledsoe started all 16 games for the Patriots and other than a pass attempt by wide receiver Troy Brown in the season finale, attempted every pass for the team. His 539 attempts ranked third in the league (first in the AFC), while his 305 completions ranked sixth overall (second in the AFC). His 3,985 passing yards also ranked sixth in the league (second in the AFC) and fell just 15 yards shy of eclipsing the 4,000-yard plateau for the third time of his NFL career. Five times he eclipsed the 300-yard passing mark in a game. Bledsoe tossed 19 touchdowns, including

a season-long 68-yarder to Shawn Jefferson. In his first four seasons, he completed just four passes of 50 yards-or-more, over the last three seasons, he completed 20 passes of 50 yards-or-more. In the season opener at the N.Y. Jets (9/12), he completed his first six attempts and finished the game completing 21-of-30 attempts for 340 yards and a touchdown. He orchestrated a 10-play, 44-yard drive to set up the game winning 23-yard field goal in a 30-28 come-from-behind victory. He earned AFC Offensive Player of the Week honors against Indianapolis (9/19) after leading the Patriots back from a 21-point, third quarter deficit to a 31-28 victory with 24 unanswered points. It was the 15th come-from-behind victory of his career and the second in as many weeks. He led the Pats on three fourth quarter scoring drives – two touchdown passes to Ben Coates and a game-winning 26-yard field goal. He finished the day 27-of-45 for 299 yards, a career-high tying four touchdowns and a quarterback rating of 109.4. He then completed 20-of-28 passes (71.4%) for 233 yards against the N.Y. Giants (9/26) to guide the Patriots to their third consecutive victory of three points-or-fewer, leading the team on three straight second half scoring drives. He passed for 393 yards and a touchdown in a 19-7 victory at Cleveland (10/3), helping the Patriots to a 4-0 start and finishing with a passer rating of 104.1 – the third time in four games he eclipsed a rating of 100.0. He did not throw an interception in his third consecutive game (120 attempts). He completed 23-of-45 passes for 334 yards at Kansas City (10/10), his third 300-yard game of the season. He had a streak of 129 pass attempts without an interception snapped in the second quarter against the Chiefs, when his 10th pass attempt of the game was picked off by Donnie Edwards, ending the third longest streak of his career. With his 22nd pass attempt of the game against Miami (10/17), Bledsoe moved ahead of Steve Grogan (3,593) as the franchise's leader for career pass attempts, giving him the franchise records for attempts and completions in just his seventh season. Bledsoe then led the Patriots to a 24-23 victory over the Broncos (10/24), their first win in the series since 1980. At Arizona (10/31) he completed 14-of-22 passes for 276 yards and four touchdowns without an interception, giving him a career-high 146.8 passer rating. Against the N.Y. Jets (11/15) Bledsoe led the Patriots on two fourth quarter scoring drives with touchdown passes to Kevin Faulk and Troy Brown. He completed his longest pass of the season at Miami (11/21) with a 68-yard touchdown to Jefferson. With a 10-yard pass to Terry Glenn in the fourth quarter against Dallas (12/5), Bledsoe reached the 25,000-yard passing plateau. He also eclipsed the 3,000-yard passing plateau for the sixth consecutive season on a 25-yard completion to Jefferson. From 1962-92, that feat had been accomplished just five times by four different New England quarterbacks, Tony Eason was the only other quarterback in Pats history to have multiple 3,000-yard seasons (two). In back-to-back road games at Indianapolis (12/12) and Philadelphia (12/19), Bledsoe topped the 300-yard passing mark, throwing for 379 yards against the Colts and 331 yards against the Eagles.

1998: Bledsoe extended his consecutive games started streak to 58 games, including three starts with a compound fracture to his right index finger, before missing the last two games of the regular

season and playoffs. Despite missing two games and starting three others with a broken finger, Bledsoe still finished among the AFC's leading passers with 481 attempts (fourth), 263 completions (fourth), 3,633 yards (second) and 20 touchdowns (tied for fifth) while his 14 interceptions were a career-low at the time. He connected on seven passes of 50 yards-or-more for the second consecutive season. Bledsoe displayed tremendous resiliency and fortitude leading the Patriots to three consecutive victories over Miami, Buffalo and Pittsburgh late in the season to propel the Patriots to their third consecutive playoff appearance – a franchise record – all despite playing with a fractured right index finger. He originally injured the finger in the fourth quarter against Miami (11/23) but still led the team on a 15-play, 80-yard scoring drive, capped by a 25-yard touchdown pass to Shawn Jefferson with just 0:29 remaining in the game to give the Patriots a 26-23 victory. He finished the game with a (non-OT) career-high 423 yards after completing 28-of-54 passes with two touchdowns. His play earned him the NFL's Miller Lite Player of the Week and AFC Offensive Player of the Week honors. After missing an entire week of practice, he started the following week against Buffalo (11/29) and completed his second consecutive come-from-behind, game-winning touchdown toss, this time with a one-yard pass to Ben Coates with no time on the clock. It marked the first time in NFL history that a quarterback led his team to consecutive come-from-behind victories and game-winning touchdowns in the final 30 seconds of each game. He finished the Bills contest with 246 yards and three touchdowns (28-of-43 passing) and became the first player since the award's inception to earn back-to-back NFL Miller Lite Player of the Week honors. He followed those heroics with a 327-yard effort (on 21-of-34 attempts) in a 23-9 victory at Pittsburgh (12/6), highlighted by a career-long 86-yard touchdown pass to Glenn. In addition to the Miami and Buffalo wins, Bledsoe also orchestrated fourth quarter comebacks against Tennessee (9/20) and at New Orleans (10/4). Trailing 16-13 in the fourth quarter, he completed three-of-four passes for 65 yards and a touchdown against the Titans to secure a 27-16 win, and against the Saints with the score knotted at 27, he completed six-of-eight attempts for 79 yards to set up the game-winning field goal in a 30-27 victory. In the season finale at St. Louis (12/13), Bledsoe moved ahead of Steve Grogan (1,879) as the franchise's all-time completion leader with a four-yard pass to Lovett Purnell.

1997: Bledsoe started every game for the second consecutive season and was once again among the league leaders in most passing categories, completing 314 (second in the NFL) of 522 passes (third) for 3,706 yards (fourth) – his fourth consecutive season eclipsing the 3,500-yard passing plateau – and 28 touchdowns (third). His +13 touchdown-to-interception differential ranked third in the league and his 87.7 quarterback rating set a single-season career-high and ranked third in the AFC. At the end of the season, he led the Patriots to their second consecutive division title – a franchise first – guided them to the playoffs for the third time in four seasons and made his third trip to the Pro Bowl. Entering the season, he had completed four passes of 50 yards-or-more but completed seven passes of 50 yards-or-more during the year, including three to Troy

Brown. Bledsoe also led the league in third down completion percentage (.600), completing 102-of-170 attempts with a league-high 10 of his 28 touchdowns coming on third down. He opened the season with a near flawless performance, completing 26-of-39 passes (66.7%) for 340 yards and four touchdowns against San Diego (8/31) and posting a quarterback rating of 128.2 – the third highest single-game rating of his career. The following week at Indianapolis (9/7), he completed 15-of-25 passes for 267 yards and four more touchdowns to finish with a 136.2 quarterback rating – at that point, the highest rating of his career. With that performance he became the first player in NFL history to throw at least four touchdown passes in each of the first two weeks of the season. The eight touchdown passes in two games marked the highest two-game total of his career and were spread to eight different receivers. It was not until the third week of the season against the N.Y. Jets (9/14) that he threw his first interception. Later in the season at the N.Y. Jets (10/19), Bledsoe completed 24-of-38 passes for 294 yards, including a season-long 67-yard completion to Troy Brown. He added a pair of touchdown passes against the Jets to give him 17 through the first seven games of the season. He did not throw an interception in a victory at Buffalo (11/9) and extended his consecutive games with a touchdown streak to 11 while posting his third game of the year with a quarterback rating over 100.0. After a tough game at Tampa Bay (11/16) that saw his touchdown streak snapped, Bledsoe rebounded to guide the Patriots to victories in four of their next five games. He had a streak of 120 consecutive attempts without an interception snapped against Pittsburgh (12/13), but did set a single-season career best with his 28th touchdown pass of the year when he hit David Meggett for a 49-yard score. A 14-12 victory at Miami (12/22) in the season finale propelled the Patriots into the playoffs. He completed 18-of-26 passes (69.2%) against the Dolphins but did not throw a touchdown pass for just the third time all season. However, his two short touchdown runs were enough to secure the win. In an AFC Wild Card rematch with the Dolphins (12/28), Bledsoe hit Brown with a 24-yard touchdown. He finished the game completing 16-of-32 passes for 139 yards, and his touchdown pass to Brown proved to be enough in a 17-3 win. The following week in a divisional playoff game at Pittsburgh (1/3/98), he threw for 264 yards – a postseason career-high – while completing 23-of-44 attempts (52.3%), but was intercepted twice and fumbled due to a blindside hit on the team's final possession.

1996: Bledsoe started all 19 games for the Patriots, including playoffs, the most single-season starts by a quarterback in franchise history. For the second time in three seasons, he eclipsed the 4,000-yard passing plateau and earned his second trip to the Pro Bowl. Along the way he led the league in pass attempts (623) for the third consecutive season and in completions (373) for the second time in three years. After an 0-2 start, Bledsoe guided the team to victories in 11 of the next 14 games to claim the AFC East title. He then directed victories over Pittsburgh and Jacksonville to claim the AFC Championship and advance to Super Bowl XXXI. The Pats were without receivers Terry Glenn and Vincent Brisby and then lost Shawn Jefferson to a concussion during the season opener at Miami (9/1), a 24-10

loss. In the home opener, Bledsoe led New England to a 31-0 blanking of Arizona (9/15) by completing 21-of-35 attempts (60.0%) for 221 yards and three touchdowns without an interception, but it was his pickup of a first down on fourth-and-one when he jumped over a Cardinals defender that will be most remembered. He completed his first eight pass attempts against Jacksonville (9/22) the following week and led the Pats on a 49-yard drive to set up the game-winning kick in an overtime victory. The next week at Baltimore (10/6), he threw a season-high and career-high tying four touchdown passes in a 46-38 win, completing 25-of-39 attempts (64.1%) for 310 yards. Against Miami (11/3) he completed 30-of-41 attempts (73.2%) for a season-best 419 yards, the second-highest single-game passing total in franchise history (426 vs. Minnesota, Nov. 13, 1994). At the N.Y. Jets (11/10) he finished with 297 yards (24-of-34) and three touchdowns in a dramatic 31-27 come-from-behind victory. Bledsoe posted his fourth 300-yard game of the season with 301 yards and two touchdowns, including the game-winning touchdown pass to Ben Coates with just 1:32 remaining, at the N.Y. Giants (12/21). Also in the game he eclipsed the 4,000-yard passing plateau for the second time in three seasons, becoming just the fourth quarterback in NFL history to post multiple 4,000-yard passing seasons. In the postseason he completed 14-of-24 attempts for 164 yards and a touchdown in a 28-3 divisional playoff victory over Pittsburgh (1/5/97), then connected on 20-of-33 attempts for 172 yards in the AFC Championship Game win over Jacksonville (1/12/97). In Super Bowl XXXI against Green Bay (1/26/97), Bledsoe threw for 253 yards and a pair of touchdowns.

1995: For the second straight season, Bledsoe attempted (636) and completed (323) more passes for more yards (3,507) than any other quarterback in Patriots history, doing so in just 15 games. His 636 pass attempts were the third most in NFL history. Unlike his record-setting 1994 season (when the Patriots relied on Bledsoe's passing far more than the running game), New England had a far more productive running game that resulted in the franchise's all-time single-season rushing leader - Curtis Martin, 1,487 yards. For the second consecutive year, Bledsoe attempted more passes than any other NFL quarterback and ranked second in the AFC in pass completions. He also established a franchise record during a seven-game stretch at mid-season when he attempted 179 consecutive passes without an interception, breaking the record of 178 (Tony Eason, 1986). Bledsoe opened the season against Cleveland (9/3) by guiding the Patriots to a come-from-behind 17-14 victory after trailing 14-9 with just 4:29 remaining in the game. He led a 14-play, 85-yard drive which was capped by Martin's game-winning touchdown run with just 0:19 remaining. He then attempted 51 passes in back-to-back losses against Miami (9/10) and at San Francisco (9/17). He took a devastating hit from linebacker Ken Norton late in the first quarter against the 49ers and was forced to leave the game with a separated left shoulder. He re-entered the game early in the second quarter and played through the pain after missing just one offensive series. Bledsoe had a streak of 23 consecutive starts snapped when he missed the following game at Atlanta (10/1) following the Patriots bye week while still recovering from the injury. He returned

to the starting lineup and attempted 56 passes against Denver (10/8), but he could not generate an offensive touchdown despite penetrating the red zone on four occasions. He threw his first touchdown pass of the season at Kansas City (10/15) when he connected with Vincent Brisby for a 22-yard score in the third quarter. When the Pats hosted their first Monday Night Football game in 14 years, a 27-14 victory over the Bills (10/23), Bledsoe threw for 262 yards and a touchdown. He then had three touchdowns in a 35-25 victory at Buffalo (11/26), completing the first series sweep of the Bills since 1987. However, he had his record-breaking streak of passes without an interception ended at 179 when Buffalo's Bryce Paup picked him off at the Bills goal line. He sustained a contusion to his right shoulder in the first quarter at Pittsburgh (12/16) on a hit by Greg Lloyd, yet finished the game with a season-high performance completing 39-of-60 passes for 336 yards and three touchdowns.

1994: Bledsoe had a record setting season, leading the NFL in pass attempts (691), completions (400) and yards (4,555) on his way to his first career Pro Bowl appearance - at 22 years of age, he became the youngest quarterback to ever play in the game. Among NFL quarterbacks, only Dan Marino, who threw for 5,084 yards in 1984, had a more spectacular sophomore season. Bledsoe set three NFL passing records during the year - most attempts in a season (691), most attempts in a game (70) and most completions in a game (45) - and came within four completions of establishing a fourth NFL record - his 400 completions ranked second only to Warren Moon who completed 404 passes for Houston in 1991. In guiding the NFL's top-rated passing offense, averaging 277.8 yards-per-game, he completed over 50 passes to five different targets - Ben Coates (96), Michael Timpson (74), Leroy Thompson (65), Vincent Brisby (58) and Kevin Turner (52) - the first time in NFL history that had been accomplished. Bledsoe also set eight franchise passing records - most attempts in a season (691), most attempts in a game (70), most completions in a season (400), most completions in a game (45), most passing yards in a season (4,555), most passing yards in a game (426), most consecutive 300-yard games (four) and most 300-yard games in one season (six). He also finished fourth in the league with 25 touchdown passes, trailing only Steve Young (35), Brett Favre (33) and Dan Marino (30). With 16 starts, Bledsoe became the first Patriots quarterback to do so since Steve Grogan in 1975. He opened the season throwing for over 300 yards in five of the first six games. In the season opener at Miami (9/4), he set a Patriots passing record by throwing for 421 yards (which he broke nine games later) in just his 13th NFL start, completing 32-of-51 passes while throwing four touchdowns. Against Green Bay (10/2) Bledsoe would earn NFL Miller Lite Player of the Week and AFC Player of the Week honors in leading the Patriots to a 17-16 come-from-behind win. Trailing 16-14 with 1:14 remaining in the game, he directed the Patriots on an 11-play, 45-yard drive which set up the game-winning field goal by Matt Bahr (33 yards) with just 0:04 remaining. Bledsoe finished the day 29-of-53 for 334 yards, two touchdowns and one interception. He won those same honors in November when he exploded for franchise records against Minnesota (11/13), completing 45-of-70 passes for 421 yards and three touch-

downs. The 70 pass attempts set an NFL record for passes in a game. Trailing 20-0 with 0:58 left in the first half, he completed four consecutive passes to lead the Patriots on a seven-play, 48-yard drive and a 38-yard field goal as time expired. In the second half, Bledsoe turned in a legendary performance by completing 37-of-53 attempts (69.8%) for 354 yards and three touchdowns, without an interception, sack or penalty called against him. He connected with Ray Crittenden on a 31-yard touchdown on the opening drive of the second half and then pulled the Pats to within three (20-17) with a five-yard touchdown pass to Leroy Thompson with 2:27 remaining in regulation. With just 1:51 left, he converted a fourth-and-10 by completing a 25-yard pass to Brisby. He went on to complete his next four attempts to take the Patriots to the five-yard line, where Bahr kicked the game-tying field goal with just 0:14 remaining, sending the game into overtime. In the extra period he completed his first five passes and won the game with a 14-yard touchdown strike to Kevin Turner. The 26 unanswered points in the 26-20 victory ignited a seven-game win streak to close the season. Trailing 10-9 at Indianapolis (11/27) with 3:13 remaining, Bledsoe directed his third fourth-quarter comeback of the season with a 12-play, 55-yard drive to position Bahr for his second game-winning field goal (42 yards) of the season. He attempted 50 passes for the sixth time during the season in the Patriots 20-13 Wild Card playoff loss at Cleveland (1/1/95).

1993: Bledsoe played in 13 games with 12 starts as a rookie, leading an offense that improved from its 27th ranking in 1992 to 12th in 1993. He led a passing attack that jumped 14 places in the NFL rankings, from 26th to 12th. At the age of 21, he became the youngest player in franchise history and just the second Patriots rookie quarterback to start in his NFL debut (Jim Plunkett, 1971). He re-wrote the Patriots rookie passing records by finishing the season with 214 completions on 429 attempts for 2,494 yards and 15 touchdowns. His 2,494 yards ranked fourth all-time on the NFL's rookie quarterback list and were 10th all-time among the Patriots career passing leaders. Bledsoe was inactive for three games (vs. Houston 10/17, at Seattle 10/24 and at Indianapolis 10/31) after injuring his left knee just before halftime of the 23-21 victory at Phoenix (10/10). He saved his best game for the season finale, throwing for a season-high 329 yards on 27-of-43 passing, including four touchdowns in a 33-27 overtime victory against Miami (1/2/94). He teamed with Timpan on the 36-yard touchdown pass that won the game in overtime.

COLLEGE: Despite only starting 28 games during his collegiate career (1990-92), Bledsoe left Washington State ranked second on the all-time passing list with 7,373 yards, topped only by Jack Thompson's 7,818 yards (44 games). Upon his departure, his 46 touchdowns and 532 completions ranked second on WSU's career passing

list, behind Thompson's 53 scores and 601 completions. He was named All-Pac-10 and was ninth in the nation in total offense as a junior in 1992, averaging 247.0 yards-per-game and completing 211-of-386 passes for 2,770 yards and 18 touchdowns. He hit on 37-of-66 passes for a school-record 413 yards against Montana and then was selected Pac-10 Player of the Week after connecting on 18-of-30 passes for 259 yards and a touchdown in blizzard-like conditions against Washington. He broke his own school-record by throwing for 476 yards (30-of-46) and tied another record with an 87-yard pass, as the Cougars rolled up 636 total yards in a Copper Bowl victory over Utah. As a sophomore, Bledsoe earned All-Pac-10 conference second-team honors in 1991 after completing 199-of-358 passes (55.6%) for 2,741 yards. His 2,647 yards of total offense was the fourth best performance in school history. He won the starting quarterback position in 1990 to become the first true freshman to start at the position for Washington State in over 30 years.

PERSONAL: Drew McQueen Bledsoe is the son of Mac and Barbara Bledsoe and was born on Feb. 14, 1972 in Ellensburg, Wash. He was selected first-team all-state by the *Tacoma News Tribune* after his senior year at Walla Walla, Wash., High School and was named to numerous local and regional all-star teams, including the Western 100, Northwest Nugget, *Long Beach Press Telegram* "Best of the West" and *Seattle Times Blue Chip* while earning *SuperPrep's* Far West Offensive Player of the Year and Washington State Player of the Year honors. He also lettered in basketball. An education major at Washington State, Bledsoe established the Albert "Stu" Bledsoe Endowed Football Scholarship, a \$150,000 endowment to his alma mater, in the name of his grandfather. He serves as International Chairman of the Children's Miracle Network, helping to raise millions of dollars annually to benefit hospitalized children in 170 children's hospitals nationwide. He also founded the Drew Bledsoe Foundation (developed and run by his parents Mac and Barbara Bledsoe), whose mission is to improve the lives of American children by teaching parenting skills to parents and launched a web site for the foundation in 1999 at www.drewbledsoe.com. Around Thanksgiving, Bledsoe can be found distributing turkeys to families in need. He also continues to support the local United Way Annual Campaign. In 2001, Bledsoe received Pop Warner's top honor, the Inspiration to Youth Award. In 2005, he was inducted into the Humanitarian Hall of Fame for his contributions to the communities in which he has lived. His grandfather, Albert McQueen Bledsoe, was a Top Gun fighter pilot during World War II and a four-star Navy Admiral. In 1998, Bledsoe authored his first children's book, entitled "Make the Right Call." Drew and his wife, Maura, have three sons, Stuart, John, and Henry, and a daughter, Healey Elizabeth.

BLEDSOE'S NFL TOTALS

CAREER REGULAR SEASON PASSING

Year Team	GP-GS	Att	Cmp	Yds	Yds/Att	Pct	TD	Int	Int%	Long	Sacks	Rating
1993 New England.....	13-12	429	214	2,494	5.81	49.9	15	15	3.5	54t	16/99	65.0
1994 New England.....	16-16	691	400	4,555	6.59	57.9	25	27	3.9	62t	22/139	73.6
1995 New England.....	15-15	636	323	3,507	5.51	50.8	13	16	2.5	47t	23/170	63.7
1996 New England.....	16-16	623	373	4,086	6.56	59.9	27	15	2.4	84t	30/190	83.7
1997 New England.....	16-16	522	314	3,706	7.10	60.2	28	15	2.9	76	30/258	87.7
1998 New England.....	14-14	481	263	3,633	7.55	54.7	20	14	2.9	86t	36/295	80.9
1999 New England.....	16-16	539	305	3,985	7.39	56.6	19	21	3.9	68t	55/342	75.6
2000 New England.....	16-16	531	312	3,291	6.20	58.8	17	13	2.4	59	45/264	77.3
2001 New England.....	2-2	66	40	400	6.06	60.6	2	2	3.0	58	5/21	75.3
2002 Buffalo.....	16-16	610	375	4,359	7.14	61.5	24	15	2.5	73t	54/369	86.0
2003 Buffalo.....	16-16	471	274	2,860	6.07	58.2	11	12	2.5	54t	49/371	73.0
2004 Buffalo.....	16-16	450	256	2,932	6.52	56.9	20	16	3.6	69t	37/215	76.6
Totals	172-171	6,049	3,449	39,808	6.58	57.0	221	181	3.0	86t	402/2,733	76.7

CAREER POSTSEASON PASSING

Year Team	GP-GS	Att	Cmp	Yds	Yds/Att	Pct	TD	Int	Int%	Long	Sacks	Rating
1994 New England.....	1-1	50	21	235	4.70	42.0	1	3	6.0	21	1/10	38.3
1996 New England.....	3-3	105	59	595	5.67	56.2	3	7	6.7	53	9/71	54.3
1997 New England.....	2-2	76	39	403	5.30	51.3	1	2	2.6	39	5/39	60.4
1998 New England.....	0-0					Inactive						
2001 New England.....	1-0	21	10	102	4.86	47.6	1	0	0.0	18	2/11	77.9
Totals	7-6	252	129	1,335	5.30	51.2	6	12	4.7	53	17/131	54.9

CAREER REGULAR SEASON RUSHING

Year Team	No	Yds	Avg	Lg	TD
1993 New England.....	32	62	2.6	15	0
1994 New England.....	44	40	0.9	7	0
1995 New England.....	20	28	1.4	15	0
1996 New England.....	24	27	1.1	8	0
1997 New England.....	28	55	2.0	8	0
1998 New England.....	28	44	1.6	10	0
1999 New England.....	42	101	2.4	25	0
2000 New England.....	47	158	3.4	16	2
2001 New England.....	5	18	3.6	8	0
2002 Buffalo.....	27	67	2.5	11	2
2003 Buffalo.....	24	29	1.2	11	2
2004 Buffalo.....	21	37	1.8	17	0
Totals	321	649	2.0	25	6

BLEDSOE'S CAREER PASSING VS. EACH OPPONENT

Opponent	Games	Att	Cmp	Pct	Yards	Gain	TD	Int	Sacks
Arizona.....	4	91	51	56.0	663	7.29	10	0	9/55
Atlanta.....	1	34	19	55.9	229	6.74	1	1	5/48
Baltimore.....	3	101	60	59.4	621	6.15	5	5	6/24
Buffalo.....	16	504	280	55.6	3,327	6.60	22	10	37/261
Carolina.....	1	44	22	50.0	228	5.18	0	0	0/0
Chicago.....	4	157	100	63.7	1,131	7.20	9	2	9/72
Cincinnati.....	7	242	142	58.7	1,595	6.59	7	3	13/77
Cleveland.....	6	242	131	54.1	1,383	5.71	4	7	12/78
Dallas.....	3	99	51	51.5	458	4.63	0	5	4/19
Denver.....	7	260	144	55.4	1,751	6.73	9	3	21/152
Detroit.....	4	150	87	58.0	940	6.27	3	3	9/52
Green Bay.....	3	125	67	53.6	781	6.25	3	6	10/72
Houston.....	2	59	34	57.6	438	7.42	2	0	7/55
Indianapolis.....	16	518	315	60.8	3,622	6.99	25	11	25/185
Jacksonville.....	4	130	89	68.5	956	7.35	6	1	7/38
Kansas City.....	6	236	145	61.4	1,457	6.17	10	7	14/107
Miami.....	22	765	412	53.9	5,397	7.05	30	29	50/324
Minnesota.....	4	196	128	65.3	1,392	7.10	9	2	9/72
New England.....	6	202	115	56.9	1,266	6.27	5	11	19/127
New Orleans.....	2	66	39	59.1	514	7.79	1	5	5/32
N.Y. Giants.....	3	104	70	67.3	786	7.56	4	2	6/45
N.Y. Jets.....	22	734	409	55.7	4,544	6.19	22	29	56/404
Oakland.....	3	132	68	51.5	936	7.09	5	7	15/80
Philadelphia.....	2	92	50	54.3	627	6.82	1	4	8/52
Pittsburgh.....	5	208	115	55.3	1,359	6.53	8	12	7/55
St. Louis.....	2	59	26	44.1	361	6.11	4	2	5/40
San Diego.....	4	137	77	56.2	903	6.59	9	2	5/16
San Francisco.....	2	83	42	50.6	413	4.98	1	3	5/23
Seattle.....	2	81	45	55.6	513	6.33	2	5	3/21
Tampa Bay.....	2	64	39	60.9	333	5.20	1	2	11/84
Tennessee.....	2	60	35	58.3	418	6.97	3	0	7/38
Washington.....	2	74	42	56.8	466	6.30	1	2	3/25

ADDITIONAL STATISTICS

Fumbles (fumbles/lost) — 1993: 8/4, 1994: 9/4, 1995: 11/6, 1996: 9/3, 1997: 4/1, 1998: 9/3, 1999: 7/3, 2000: 9/4, 2001: 0/0, 2002: 11/5, 2003: 15/0, 2004: 9/6, Total: 101/48.

BLEDSOE'S GAME BY GAME

1993 (New England)												
Date	Opp	Att	Cmp	Yds	Pct	TD	Long	Int	Sacks	Rating	W/L	Score
09/05	at Buffalo	30	14	148	46.7	2	54t	1	3/13	69.9	L	14-38
09/12	Detroit	49	28	239	57.1	1	38	1	2/8	68.3	L	OT 16-19
09/19	Seattle	44	20	238	45.5	1	25	2	2/15	51.1	L	14-17
09/26	at N.Y. Jets	42	19	195	45.2	0	44	2	3/15	39.3	L	7-45
10/10	at Phoenix	17	8	85	47.1	1	20	0	2/18	81.7	W	23-21
10/17	Houston			Inactive (left knee strain)							L	14-28
10/24	at Seattle			Inactive (left knee strain)							L	9-10
10/31	at Indianapolis			Inactive (left knee strain)							L	6-9
11/07	Buffalo	16	8	96	50.0	0	26	0	1/9	68.8	L	OT 10-13
11/21	at Miami	42	23	275	54.8	1	40t	1	2/14	73.0	L	13-17
11/28	N.Y. Jets	18	10	134	55.6	0	24	1	0/0	56.3	L	0-6
12/05	at Pittsburgh	48	18	296	37.5	1	48	5	0/0	26.4	L	14-17
12/12	Cincinnati	22	11	106	50.0	1	18	0	0/0	79.0	W	7-2
12/19	at Cleveland	47	19	210	40.4	1	24	1	1/7	52.6	W	20-17
12/26	Indianapolis	11	9	143	81.8	2	30	0	0/0	158.3	W	38-0
01/02	Miami	43	27	329	62.8	4	42	1	0/0	107.6	W	OT 33-27
Season Totals		429	214	2,494	49.9	15	54t	15	16/99	65.0		5-11

1994 (New England)												
Date	Opp	Att	Cmp	Yds	Pct	TD	Long	Int	Sacks	Rating	W/L	Score
09/04	at Miami	51	32	421	62.7	4	62t	2	1/3	98.6	L	35-39
09/11	Buffalo	42	26	380	61.9	3	32	2	2/9	95.3	L	35-38
09/18	at Cincinnati	50	30	365	60.0	1	34t	2	0/0	72.5	W	31-28
09/25	at Detroit	33	21	251	63.6	1	43	0	1/6	96.9	W	23-17
10/02	Green Bay	53	29	334	54.7	2	37t	1	2/22	78.7	W	17-16
10/09	L.A. Raiders	55	23	321	41.8	2	26	3	3/16	50.6	L	17-21
10/16	at N.Y. Jets	41	22	242	53.7	1	39	1	3/22	69.4	L	17-24
10/30	Miami	33	16	125	48.5	0	15	3	2/11	20.4	L	3-23
11/06	at Cleveland	43	20	166	46.5	0	20	4	2/7	18.2	L	6-13
11/13	Minnesota	70	45	426	64.3	3	31t	0	0/0	95.3	W	OT 26-20
11/20	San Diego	36	21	224	58.3	1	27t	2	1/7	62.7	W	23-17
11/27	at Indianapolis	36	26	271	72.2	0	37	1	2/14	82.1	W	12-10
12/04	N.Y. Jets	34	19	199	55.9	1	20	1	1/8	70.6	W	24-13
12/11	Indianapolis	45	25	277	55.6	2	43	4	0/0	51.8	W	28-13
12/18	at Buffalo	31	22	276	71.0	3	34	0	0/0	130.6	W	41-17
12/24	at Chicago	38	23	277	60.5	1	37	1	2/14	80.7	W	13-3
Season Totals		691	400	4,555	57.9	25	62t	27	22/139	73.6		10-6

Playoffs

1/01	at Cleveland	50	21	235	42.0	1	24	3	1/10	38.3	L	13-20
------	--------------	----	----	-----	------	---	----	---	------	------	---	-------

1995 (New England)												
Date	Opp	Att	Cmp	Yds	Pct	TD	Long	Int	Sacks	Rating	W/L	Score
09/03	Cleveland	47	30	302	63.8	0	32	0	0/0	82.0	W	17-14
09/10	Miami	51	25	267	49.0	0	33	2	1/14	48.4	L	3-20
09/17	at San Francisco	51	21	241	41.2	0	31	3	4/22	31.6	L	3-28
10/01	at Atlanta			Inactive (separated shoulder)							L	17-30
10/08	Denver	56	24	248	42.9	0	33	0	2/23	56.3	L	3-37
10/15	at Kansas City	47	25	237	53.2	2	22t	1	3/24	72.7	L	26-31
10/23	Buffalo	40	23	262	57.5	1	35	0	0/0	85.6	W	27-14
10/29	Carolina	44	22	228	50.0	0	21	0	0/0	65.3	L	OT 17-20
11/05	at N.Y. Jets	27	13	173	48.1	0	35	0	0/0	68.9	W	20-7
11/12	at Miami	25	14	209	56.0	2	47t	0	1/4	110.3	W	34-17
11/19	Indianapolis	39	20	180	51.3	0	19	0	5/29	64.0	L	10-24
11/26	at Buffalo	45	21	263	46.7	3	22	3	1/6	59.8	W	35-25
12/03	New Orleans	31	18	197	58.1	0	27	2	2/6	50.1	L	17-31
12/10	N.Y. Jets	36	11	178	30.6	1	43	1	1/11	45.8	W	31-28
12/16	at Pittsburgh	60	39	336	65.0	3	25	1	2/14	89.3	L	27-41
12/23	at Indianapolis	37	17	186	45.9	1	31t	3	1/17	36.5	L	7-10
Season Totals		636	323	3,507	50.8	13	47t	16	23/170	63.7		6-10

1996 (New England)												
Date	Opp	Att	Cmp	Yds	Pct	TD	Long	Int	Sacks	Rating	W/L	Score
09/01	at Miami	38	19	221	50.0	1	29t	2	4/21	54.8	L	10-24
09/08	at Buffalo	46	21	210	45.7	1	37t	0	4/31	66.4	L	10-17
09/15	Arizona	35	21	221	60.0	3	23	0	2/5	107.0	W	31-0
09/22	Jacksonville	44	27	255	61.4	1	32	1	4/25	75.5	W	OT 28-25

BLEDSOE'S GAME BY GAME (cont.)

1996 (cont.)

Date	Opp	Att	Cmp	Yds	Pct	TD	Long	Int	Sacks	Rating	W/L	Score
10/06	at Baltimore	39	25	310	64.1	4	35t	0	0/0	122.8	W	46-38
10/13	Washington	48	23	222	47.9	0	34	1	2/17	52.6	L	22-27
10/20	at Indianapolis	24	14	142	58.3	1	24	0	0/0	89.2	W	27-9
10/27	Buffalo	45	32	373	71.1	1	42	0	2/15	103.3	W	28-25
11/03	Miami	41	30	419	73.2	3	84t	2	1/10	109.7	W	42-23
11/10	at N.Y. Jets	34	24	297	70.6	3	31	2	2/22	102.2	W	31-27
11/17	Denver	41	22	212	53.7	0	39	1	2/11	58.2	L	8-34
11/24	Indianapolis	30	21	242	70.0	2	28	0	2/8	116.3	W	27-13
12/01	at San Diego	29	19	232	65.5	4	25	0	2/3	129.6	W	45-7
12/08	N.Y. Jets	42	24	251	57.1	1	19	1	1/3	72.6	W	24-10
12/16	at Dallas	40	20	178	50.0	0	29	3	0/0	31.0	L	6-12
12/21	at N.Y. Giants	47	31	301	66.0	2	38	2	2/19	80.2	W	23-22
Season Totals		623	373	4,086	59.9	27	84t	15	30/190	83.7		11-5

Playoffs

01/05	Pittsburgh	24	14	164	58.3	1	53	2	2/15	58.3	W	28-3
01/12	Jacksonville	33	20	178	60.6	0	38	1	2/17	62.4	W	20-6
01/26	Green Bay	48	25	253	52.1	2	44	4	5/39	46.6	L	21-35
Playoff Totals		105	59	595	56.2	3	53	7	9/71	54.3		2-1

1997 (New England)

Date	Opp	Att	Cmp	Yds	Pct	TD	Long	Int	Sacks	Rating	W/L	Score
08/31	San Diego	39	26	340	66.7	4	40	0	0/0	128.2	W	41-7
09/07	at Indianapolis	25	15	267	60.0	4	64	0	1/7	136.2	W	31-6
09/14	N.Y. Jets	34	16	162	47.1	2	32t	2	0/0	56.3	W	OT 27-24
09/21	Chicago	37	24	301	64.9	2	52t	1	2/19	96.8	W	31-3
10/06	at Denver	41	20	234	48.8	1	44t	1	3/23	64.5	L	13-34
10/12	Buffalo	27	14	181	51.9	2	30	1	1/10	82.5	W	33-6
10/19	at N.Y. Jets	38	24	294	63.2	2	67	1	3/27	93.5	L	19-24
10/27	Green Bay	36	20	268	55.6	1	50	3	2/13	53.9	L	10-28
11/02	at Minnesota	42	27	313	64.3	2	76	1	3/20	92.7	L	18-23
11/09	at Buffalo	22	15	200	68.2	1	50	0	3/36	111.9	W	31-10
11/16	at Tampa Bay	25	13	117	52.0	0	21	2	5/58	31.6	L	7-27
11/23	Miami	26	15	207	57.7	0	51	0	1/8	83.3	W	27-24
11/30	Indianapolis	33	20	204	60.6	2	28	0	2/17	98.5	W	20-17
12/07	at Jacksonville	35	26	234	74.3	2	27	0	2/7	110.9	W	26-20
12/13	Pittsburgh	36	21	211	58.3	3	49t	2	0/0	79.7	L	OT 21-24
12/22	at Miami	26	18	173	69.2	0	22	1	2/13	71.5	W	14-12
Season Totals		522	314	3,706	60.2	28	76	15	30/258	87.7		10-6

Playoffs

12/28	Miami	32	16	139	50.0	1	24t	0	3/19	72.3	W	17-3
01/03	at Pittsburgh	44	23	264	52.3	0	39	2	2/20	51.7	L	6-7
Playoff Totals		76	39	403	51.3	1	39	2	5/39	60.4		1-1

1998 (New England)

Date	Opp	Att	Cmp	Yds	Pct	TD	Long	Int	Sacks	Rating	W/L	Score
09/07	at Denver	32	20	289	62.5	2	55	0	3/31	112.6	L	21-27
09/13	Indianapolis	29	15	218	51.7	1	39	0	0/0	88.0	W	29-6
09/20	Tennessee	30	18	250	60.0	1	51t	0	4/22	97.9	W	27-16
10/04	at New Orleans	35	21	317	60.0	1	43	3	3/26	63.6	W	30-27
10/11	Kansas City	26	17	226	65.4	3	39	0	0/0	131.3	W	40-10
10/19	N.Y. Jets	30	18	206	60.0	1	29	1	4/25	77.9	L	14-24
10/25	at Miami	33	13	240	39.4	0	54	1	2/15	52.6	L	OT 9-12
11/01	at Indianapolis	35	22	306	62.9	2	63t	1	1/13	98.0	W	21-16
11/08	Atlanta	34	19	229	55.9	1	46	1	5/48	74.3	L	10-41
11/15	at Buffalo	31	12	180	38.7	1	37t	0	3/22	69.3	L	10-13
11/23	Miami	54	28	423	51.9	2	49	2	1/9	74.8	W	26-23
11/29	Buffalo	43	28	246	65.1	3	33	1	4/31	93.8	W	25-21
12/06	at Pittsburgh	34	21	327	61.8	1	86t	3	2/23	66.7	W	23-9
12/13	at St. Louis	35	11	176	31.4	1	50	1	4/30	46.8	L	18-32
12/20	San Francisco	Inactive (fractured right index finger)									W	24-21
12/27	at N.Y. Jets	Inactive (fractured right index finger)									L	10-31
Season Totals		481	263	3,633	54.7	20	86t	14	36/295	80.9		9-7

Playoffs

01/03	at Jacksonville	Inactive (fractured right index finger)									L	10-25
-------	-----------------	---	--	--	--	--	--	--	--	--	---	-------

1999 (New England)

Date	Opp	Att	Cmp	Yds	Pct	TD	Long	Int	Sacks	Rating	W/L	Score
09/12	at N.Y. Jets	30	21	340	70.0	1	58t	1	2/14	104.9	W	30-28
09/19	Indianapolis	45	27	299	60.0	4	31	0	1/7	109.4	W	31-28

BLEDSOE'S GAME BY GAME (cont.)

1999 (cont.)

Date	Opp	Att	Cmp	Yds	Pct	TD	Long	Int	Sacks	Rating	W/L	Score
09/26	N.Y. Giants	28	20	233	71.4	0	45	0	1/10	96.3	W	16-14
10/03	at Cleveland	43	29	393	67.4	1	54t	0	4/32	104.1	W	19-7
10/10	at Kansas City	45	23	334	51.1	2	49t	2	3/18	71.9	L	14-16
10/17	Miami	36	17	225	47.2	1	40	1	2/12	65.2	L	30-31
10/24	Denver	22	13	214	59.1	0	67	0	4/22	91.9	W	24-23
10/31	at Arizona	22	14	276	63.6	4	64t	0	5/32	146.8	W	27-3
11/15	N.Y. Jets	36	15	170	41.7	2	31	3	3/20	40.3	L	17-24
11/21	at Miami	34	15	201	44.1	1	68t	5	4/26	33.7	L	17-27
11/28	at Buffalo	34	18	205	52.9	1	45t	1	6/31	68.9	L	7-17
12/05	Dallas	25	14	176	56.0	0	25	2	1/0	44.8	W	13-6
12/12	at Indianapolis	44	31	379	70.5	1	52	1	5/35	94.8	L	15-20
12/19	at Philadelphia	49	23	331	46.9	0	41	4	6/43	35.3	L	9-24
12/26	Buffalo	21	10	101	47.6	0	29	0	6/34	61.8	L	OT 10-13
01/02	Baltimore	25	15	108	60.0	1	23	1	2/6	66.8	W	20-3
Season Totals		539	305	3985	56.6	19	68t	21	55/342	75.6		8-8

2000 (New England)

Date	Opp	Att	Cmp	Yds	Pct	TD	Long	Int	Sacks	Rating	W/L	Score
09/03	Tampa Bay	39	26	216	66.7	1	39t	0	6/26	89.3	L	16-21
09/11	at N.Y. Jets	43	25	229	58.1	1	22	0	6/36	80.5	L	19-20
09/17	Minnesota	35	21	190	60.0	1	23	1	3/26	72.3	L	13-21
09/24	at Miami	33	16	161	48.5	0	28	1	2/17	50.2	L	3-10
10/01	at Denver	27	18	271	66.7	4	44t	1	3/11	123.6	W	28-19
10/08	Indianapolis	23	15	142	65.2	2	28	0	3/21	111.1	W	24-16
10/15	N.Y. Jets	35	16	208	45.7	0	46	3	7/46	29.2	L	17-34
10/22	at Indianapolis	34	23	231	67.6	1	27	0	0/0	96.6	L	23-30
11/05	Buffalo	5	3	50	60.0	0	22	1	0/0	54.2	L	OT 13-16
11/12	at Cleveland	35	21	212	60.0	1	25	1	4/28	74.9	L	11-19
11/19	Cincinnati	36	22	258	61.1	0	34	1	1/6	71.3	W	16-13
11/23	at Detroit	32	17	148	53.1	0	25	2	2/5	39.6	L	9-34
12/04	Kansas City	48	33	282	68.8	2	23	0	3/19	97.7	W	30-24
12/10	at Chicago	46	25	225	54.3	2	20	0	3/18	82.2	L	17-24
12/17	at Buffalo	26	13	156	50.0	0	21	0	1/14	68.8	W	OT 13-10
12/24	Miami	34	18	312	52.9	2	59	2	1/1	79.5	L	24-27
Season Totals		531	312	3291	58.8	17	59	13	45/264	77.3		5-11

2001 (New England)

Date	Opp	Att	Cmp	Yds	Pct	TD	Long	Int	Sacks	Rating	W/L	Score
09/09	at Cincinnati	38	22	241	57.9	2	32	0	4/17	94.3	L	17-23
09/23	N.Y. Jets	28	18	159	65.3	0	58	2	1/4	49.6	L	3-10
09/30	Indianapolis				Inactive						W	44-13
10/07	at Miami				Inactive						L	10-30
10/14	San Diego				Inactive						W	OT 29-26
10/21	at Indianapolis				Inactive						W	38-17
10/28	at Denver				Inactive						L	20-31
11/04	at Atlanta				Inactive						W	24-10
11/11	Buffalo				Inactive						W	21-11
11/18	St. Louis				DNP						L	17-24
11/25	New Orleans				DNP						W	34-17
12/02	at N.Y. Jets				DNP						W	17-16
12/09	Cleveland				DNP						W	27-16
12/16	at Buffalo				DNP						W	OT 12-9
12/22	Miami				DNP						W	20-13
01/06	at Carolina				DNP						W	38-6
Season Totals		66	40	400	60.6	2	58	2	5/21	75.3		11-5

Playoffs

01/19	Oakland					DNP					W	OT 16-13
01/27	at Pittsburgh	21	10	102	.476	1	18	0	2/11	77.9	W	24-17
02/03	St. Louis					DNP					W	20-17
Playoff Totals		21	10	102	.476	1	18	0	2/11	77.9		3-0

2002 (Buffalo)

Date	Opp	Att	Cmp	Yds	Pct	TD	Long	Int	Sacks	Rating	W/L	Score
9/8	N.Y. Jets	39	26	271	66.7	1	52	2	4/29	73.8	L	OT 31-37
9/15	at Minnesota	49	35	463	71.4	3	48t	0	3/26	121.4	W	OT 45-39
9/22	at Denver	41	27	283	65.9	2	44	0	4/31	102.0	L	23-28
9/29	Chicago	36	28	328	77.8	4	35	0	2/1	141.7	W	OT 33-27
10/6	Oakland	53	32	417	60.4	2	54	3	5/18	74.2	L	31-49
10/13	at Houston	33	19	254	57.6	2	35	0	3/24	102.3	W	31-24
10/20	at Miami	31	15	182	48.4	1	70t	0	5/20	77.6	W	23-10
10/27	Detroit	36	21	302	58.3	1	59t	0	4/33	94.9	W	24-17
11/3	New England	45	28	302	62.2	1	22	1	4/36	80.0	L	7-38

BLEDSOE'S GAME BY GAME (cont.)

2002 (cont.)

Date	Opp	Att	Cmp	Yds	Pct	TD	Long	Int	Sacks	Rating	W/L	Score
11/17	at Kansas City	36	24	225	66.7	1	20	1	2/14	81.4	L	16-17
11/24	at N.Y. Jets	33	21	181	63.6	0	19	2	2/16	52.7	L	13-31
12/1	Miami	27	15	306	55.6	3	73t	0	4/36	132.6	W	38-21
12/8	at New England	51	32	328	62.7	2	42	4	2/16	61.6	L	17-27
12/15	San Diego	33	11	107	33.3	0	17	0	2/6	43.4	W	20-13
12/22	at Green Bay	36	18	179	50.0	0	22	2	6/37	41.3	L	0-10
12/29	Cincinnati	31	23	231	74.2	1	28	0	2/6	105.7	W	27-9
Season Totals		610	375	4,359	61.5	24	15	73t	54/369	86.0		8-8

2003 (Buffalo)

Date	Opp	Att	Cmp	Yds	Pct	TD	Long	Int	Sacks	Rating	W/L	Score
9/7	New England	28	17	230	60.7	1	49	1	2/15	83.9	W	31-0
9/14	at Jacksonville	25	19	314	76.0	2	54t	0	0/0	144.4	W	38-17
9/21	at Miami	25	10	98	40.0	0	18	2	4/21	18.4	L	7-17
9/28	Philadelphia	43	27	296	62.8	1	23	0	2/9	90.8	L	13-23
10/5	Cincinnati	35	19	211	54.3	1	28	0	4/34	82.0	W	OT 22-16
10/12	at N.Y. Jets	40	24	202	60.0	0	20	1	7/62	62.7	L	3-30
10/19	Washington	26	19	244	73.1	1	26	1	1/8	98.9	W	24-7
10/26	at Kansas City	34	23	153	67.6	0	14	3	3/32	40.4	L	5-38
11/9	at Dallas	34	17	104	50.0	0	18	0	3/19	56.5	L	6-10
11/16	vs. Houston	26	15	184	57.7	0	36	0	4/31	79.6	L	10-12
11/23	Indianapolis	28	15	135	53.6	0	19	1	2/17	51.9	L	14-17
11/30	at N.Y. Giants	29	19	252	65.5	2	31	0	3/16	115.9	W	24-7
12/7	N.Y. Jets	15	9	72	60.0	1	14	1	2/19	66.5	W	17-6
12/14	at Tennessee	30	17	168	56.7	2	33	0	3/16	94.9	L	26-28
12/21	Miami	24	12	114	50.0	0	31	1	6/51	46.2	L	3-20
12/27	at New England	29	12	83	41.4	0	17	1	3/21	34.7	L	0-31
Season Totals		471	274	2,860	58.2	11	54t	12	49/371	73.0		6-10

2004 (Buffalo)

Date	Opp	Att	Cmp	Yds	Pct	TD	Long	Int	Sacks	Rating	W/L	Score
9/12	vs. Jacksonville	26	17	153	65.4	1	27	0	1/6	93.9	L	10-13
9/19	at Oakland	24	13	198	54.2	1	65	1	7/46	78.1	L	10-13
10/3	vs. New England	30	18	247	60.0	1	55	1	6/33	83.6	L	17-31
10/10	at N.Y. Jets	29	16	197	55.2	2	46	1	4/25	85.0	L	14-16
10/17	vs. Miami	28	15	212	53.6	1	30	0	1/8	90.2	W	20-13
10/24	at Baltimore	37	20	203	54.1	0	49	4	4/18	30.4	L	6-20
10/31	vs. Arizona	17	8	81	47.1	2	23	0	0/0	100.4	W	38-14
11/7	vs. N.Y. Jets	30	18	184	60.0	1	27	0	0/0	88.8	W	22-17
11/14	at New England	19	8	76	42.1	0	17	3	2/6	14.3	L	29-6
11/21	vs. St. Louis	24	15	185	62.5	3	54	1	1/10	108.5	W	37-17
11/28	at Seattle	37	25	275	67.6	1	24	3	1/6	64.6	W	38-9
12/5	at Miami	30	19	277	63.3	4	69	0	3/20	132.9	W	42-32
12/12	vs. Cleveland	27	12	100	44.4	1	24	1	1/4	51.5	W	37-7
12/19	at Cincinnati	30	15	183	50.0	1	60	0	2/14	80.3	W	33-17
12/26	at San Francisco	32	21	172	65.6	1	16	0	1/1	89.6	W	41-7
1/2/05	vs. Pittsburgh	30	16	189	53.3	0	56	1	3/18	58.9	L	29-24
Season Totals		448	256	2,932	57.1	20	69	16	37/215	76.7		9-7



JERMAINE BROOKS

Defensive Tackle

6'3" ★ 305 ★ 4/11/79

Arkansas ★ FA for '03

NFL: 1st Year ★ Cowboys: 1st Year

92

PRO: Jermaine Brooks was a raw, unproven talent when he signed to the Cowboys practice squad on Oct. 27, 2003, but his work ethic and ability earned him a spot on Dallas's active roster by the end of the season. He is a big, physical tackle that has the ability to clog up the middle and stop the run. He used his time on the practice squad in 2004 to continue developing his skills, and he could become a regular part of the club's rotation at defensive tackle in 2005.

2004: Brooks did not survive the final cuts to make the 53-man roster, but was signed to the

Cowboys practice squad on Sept. 7. He remained on there for a little less than a month until he was released on Oct. 5. Brooks re-signed to the Cowboys practice squad Nov. 3, where he spent the rest of the season.

2003: Brooks signed to the Cowboys practice squad Oct. 27, and remained there for eight weeks before being signed to Dallas's active roster Dec. 24. He saw his first NFL action in the regular season finale at New Orleans (12/28), recording three tackles and helping limit Duce McAllister to 49 yards on 21 carries. In his post-

season debut at Carolina (1/3/04), Brooks registered a single tackle.

COLLEGE: Brooks, a preseason All-SEC selection, saw action in six games as a senior in 2002 and recorded 10 tackles and a stop behind the line of scrimmage. As a junior, he started seven-of-11 games and finished sixth on the team with 56 tackles, 12 stops for losses and a team-high 3.5 sacks. During his junior campaign, Brooks recorded a career-high 11 tackles, five tackles behind the line of scrimmage and 2.5 sacks in the Razorbacks upset of 17th ranked Auburn. He saw action in 12 games as a sophomore and registered 24 stops. After moving from end to tackle as a redshirt freshman, Brooks tallied 21 stops and a sack in 10 games as a reserve. Brooks had totaled six tackles and a sack in three games as a true freshman before tearing cartilage in his left knee. He underwent arthroscopic surgery to repair the damage and was granted a medical redshirt for the season.

PERSONAL: Brooks was a *Parade* All-America, all-state, all-conference and all-district selection after posting 80 tackles and 10 sacks as a senior for Rancho Cucamonga High School in Pasadena, Calif. He finished his prep career with 350 tackles and 30 sacks. He was also a running back for Rancho Cucamonga. The industrial technology education major was a member of the 2001 Southeastern Conference Academic Honor Roll. His line coach at Arkansas during his senior campaign was current Dallas Cowboys defensive line coach Kacy Rodgers. Brooks became involved in the community during the 2005 off-season attending the team's annual NFL Draft Day party in appreciation of the Cowboys loyal fans as well as attended the Taste of the NFL: The Ultimate Dallas Cowboys Tailgate Party hosted by teammate La'Roi Glover at Abacus restaurant in Dallas which benefited the North Texas Food Bank.

BROOKS' COWBOYS TOTALS

		DEFENSE									INTERCEPTIONS					FUMBLES REC					
Year	GP-GS	ST	AT	TT	Sks-Yds	Tkl/Ls	QB	Prs	PBU	FF	No	Yds	Avg	Lg	TD	No	Yds	Avg	Lg	TD	
2003 Dallas	1-0	1	2	3	0.0(0)	0.0(0)	0	0	0	0	0	0	0	0	0	0	0	0	0	0	
2004 Dallas					Practice Squad																
Totals	1-0	1	2	3	0.0(0)	0.0(0)	0	0	0	0	0	0	0	0	0	0	0	0	0	0	
Playoffs																					
2003 Dallas	1-0	1	0	1	0.0(0)	0.0(0)	0	0	0	0	0	0	0	0	0	0	0	0	0	0	



KEVIN BURNETT

Linebacker

6'3" ★ 240 ★ 12/24/82

Tennessee ★ D2 for '05 (42nd overall)

NFL: Rookie ★ Cowboys: Rookie

57

COLLEGE: In an effort to increase the physical size and athleticism of their team, the Dallas Cowboys used their second round draft choice (42nd overall) to select Kevin Burnett from the University of Tennessee. Burnett was a two-time All-Southeastern Conference selection after returning to the field following reconstructive surgery on his left knee in 2002. In 2003, he – along with offensive tackle Michael Munoz – became the first juniors to serve as team captains since 1944, and in 2004, they became the first two-time captains since J.G. Lowe earned the honor in 1924-25. Burnett was also a two-time Academic All-SEC honoree who used five years to complete his athletic eligibility but only four years to earn his degree in Sports Management. Burnett is a quick linebacker that has the ability to get to the quarterback off the edge while being able to effectively drop back into pass coverage.

2004: To wrap up his collegiate career, Burnett earned All-America and first-team All-Southeastern Conference honors while being selected as a semi-finalist for the Butkus Award (nation's top linebacker) and the Bronko Nagurski Award (nation's top defensive player) after posting a career-high 120 tackles, six stops for losses, a sack and an interception. Burnett kicked off the season against UNLV by totaling eight tackles

and recovering a fumble. The following week against Florida, he recorded a career-high 16 tackles, including one for a loss, to earn SEC Player of the Week honors. He then picked off his first career pass against Louisiana Tech before registering 12 stops, a forced fumble and a fumble recovery against Auburn. He totaled seven stops and a sack at Mississippi before closing the season with a flourish. He jump started his season-ending run at South Carolina with 11 tackles then recorded another 11 stops against Notre Dame. He then tallied 10 tackles and a tackle for a loss in the regular season finale against Kentucky. In the SEC Championship game against Auburn, he posted 13 stops and forced a fumble. He finished his college career with a six-tackle performance against Texas A&M in the Cotton Bowl.

2003: After spending a year rehabilitating a torn anterior cruciate ligament in his left knee, Burnett returned to the playing field, started 12-of-13 games and garnered second-team All-SEC honors by registering 90 tackles, 7.5 stops for losses, eight pressures, three passes defended and 1.5 sacks. In his first appearance since the 2002 season opener, Burnett posted six tackles and half a sack against Fresno State. He then contributed nine stops, a sack and a tackle for a loss against

Marshall. He posted eight stops at Florida before delivering another eight tackles, including one for a loss, at Auburn. In a five overtime victory at Alabama, Burnett recorded eight stops, a tackle for a loss and a forced fumble. He registered a season-high 11 tackles, including one for a loss, against Duke before wrapping up the regular season with seven stops against Vanderbilt. Against Clemson in the Peach Bowl, he produced seven tackles and a stop behind the line of scrimmage.

2002: Burnett posted a single tackle against Wyoming in the season opener before tearing the ACL in his left knee in the first quarter. He underwent reconstructive surgery in October and spent the remainder of the season in rehabilitation. He received a medical redshirt for the year.

2001: Burnett saw action in 12 games with two starts as a sophomore reserve, recording 52 tackles, 6.5 tackles for losses, 3.5 sacks and three pass deflections. He started the season with five tackles against Syracuse before contributing two stops and a sack at Arkansas. He then totaled four tackles and a stop for a loss against LSU and against Georgia. After totaling five stops and a sack at Alabama, he tallied a season-high 11 tackles at Notre Dame, eight

stops against Memphis and five tackles at Kentucky. He closed out the season with four tackles against LSU in the SEC Championship Game.

2000: Burnett saw action in 11 games as a true freshman, recording 11 tackles, two sacks and a fumble recovery. He began the year as a reserve free safety but was moved to outside linebacker midway through the season. While seeing most of his time on special teams, he did manage to record three tackles against Louisiana-Monroe and against Arkansas.

PERSONAL: Kevin Bradley Burnett was a standout safety and running back for Dominguez High School in Carson, Calif., where he earned PrepStar All-America and second-team all-state honors as a safety following his senior season. He also was named all-conference as a running back having rushed for 650 yards and 16 touchdowns on 48 carries. He finished his prep career with seven career interceptions while leading Dominguez to the state playoffs in 1998 and 1999. Burnett – who received his degree in Sports Management in May, 2003 – was a member of the SEC Academic Honor Roll in 2002 and 2003 and the SEC and American Football Coaches Association Good Works teams in 2003.

BURNETT'S TENNESSEE TOTALS

		DEFENSE										INTERCEPTIONS					FUMBLES REC				
Year	GP-GS	ST	AT	TT	Sks-Yds	Tkl/Ls	QB Prs	PBU	FF		No	Yds	Avg	Lg	TD	No	Yds	Avg	Lg	TD	
2000 Tennessee	11-0	10	1	-	11	2.0(-17)	(2.0-17)	0	0	0	0	0	0.0	0	0	1	0	0.0	0	0	
2001 Tennessee	11-2	33	19	-	52	3.5(-34)	(6.5-43)	1	3	1	0	0	0.0	0	0	0	0	0.0	0	0	
2002 Tennessee	1-1	1	0	-	1	0.0(0)	(1.0-1)	0	0	0	0	0	0.0	0	0	0	0	0.0	0	0	
2003 Tennessee	13-12	65	25	-	90	1.5(-12)	(7.5-35)	8	3	1	0	0	0.0	0	0	0	0	0.0	0	0	
2004 Tennessee	13-13	90	30	-	120	1.0(-13)	(6.0-26)	1	1	1	1	0	0.0	0	0	2	0	0.0	0	0	
Totals	49-28	199	75	-	274	8.0-76	23(-122)	10	7	3	1	0	0.0	0	0	3	0	0.0	0	0	



DAN CAMPBELL

Tight End

6'5" ★ 265 ★ 4/13/76

Texas A&M ★ UFA (N.Y. Giants) for '03

NFL: 7th Year ★ Cowboys: 3rd Year

86

PRO: In six professional seasons, Dan Campbell has emerged as a much more valuable contributor than his statistics lead people to believe. In addition to being a very reliable receiver, Campbell has developed into one of the better blocking tight ends in the National Football League. His ability to contribute greatly to both aspects of the offense led the Cowboys to sign Campbell as a free agent prior to the 2003 season. His work ethic and veteran leadership were instrumental in turning the Cowboys fortunes in 2003, helping lead Dallas to a 10-6 record and a postseason berth after three consecutive 5-11 seasons. Unfortunately, he was unable to build on that success because his 2004 season was cut short after spraining his right foot early in the season. After many months of rehab, Campbell is healthy and ready to show that he hasn't lost a step on the football field or in the locker room.

2004: Campbell was off to his usual solid start when his season was cut short with a severely sprained right foot in Week Three. In the season

opener at Minnesota (9/12), his blocking helped limit the Vikings to one sack in 52 pass plays while helping Dallas rack up 423 yards of offense – their highest output since posting 437 yards against the N.Y. Giants on Jan. 2, 2000. He caught a nine-yard pass in the Cowboys home opener against Cleveland (9/19) while his blocking helped Dallas roll up a season-high 441 yards of total offense. The following week at Washington (9/27), he caught a nine-yard pass to convert a critical third down late in the game as Dallas fought to control the clock in the 21-18 victory. Unfortunately for Campbell, he sprained his right foot that catch. He was placed on injured reserve on Sept. 30 and underwent surgery to repair the foot on Oct. 5. He spent the remainder of the season rehabilitating his injury.

2003: While he recorded only 20 receptions for 195 yards in his first season in Dallas, Campbell's unselfish blocking and clutch receptions helped the Cowboys offense climb to 15th in the league in yards-per-game (322.6 yards) after falling to

30th in 2002 (273.4). For his work in the trenches, *USA Today* named him to its All-Joe Team following the season. In the opener against Atlanta (9/7), Campbell did not record a catch but was part of an offensive front that guided Dallas to 149 yards on the ground as the club rolled up 403 total yards. The following week against his former Giants (9/15), he recorded his first catch as a Cowboy with a 23-yard grab on third-and-one in overtime to set up the game-winning field goal at the Giants six-yard line. His blocking was also instrumental in helping limit the Giants Michael Strahan to one tackle on the night. Campbell's work as a blocker was again on display at the N.Y. Jets (9/28) as the Dallas ground game rushed for 202 yards on 41 carries. Against Arizona (10/5), he helped Dallas pick up 365 yards, allowing the Cowboys to open the season with four straight games of over 360 yards of offense – the longest such streak by the club since the 1993 season. He opened the game against Philadelphia (10/12) with an eight-yard reception and helped provide pass protection that limited the Eagles to one sack in 27 pass plays, the fewest by the Eagles against Dallas since 1999. His two catches against Washington (11/2) went for a season-high 29 yards. Campbell had a season-high three receptions, including his first touchdown as a Cowboy, against Buffalo (11/9). His two-yard scoring catch on third down in the first quarter was the only touchdown of the game and proved to be the winning points. He tied his season-high with three receptions in the Cowboys 24-20 win over Carolina (11/23). At Washington (12/14), Campbell recorded a 23-yard catch to set up a Dallas field goal and provided blocking that sprang Troy Hambrick for 189 rushing yards, the then third best rushing game in club history. He tied his season-high with three receptions for 24 yards in the regular-season finale at New Orleans (12/28).

2002: Campbell's blocking was instrumental in the career-years of both Kerry Collins (4,073 passing yards, a club-record) and Tiki Barber (1,387 rushing yards, a career-high and the second best total in club history). Despite the addition of Pro Bowl tight end Jeremy Shockey, Campbell started all 16 games and caught 20 passes for 155 yards (7.8-yard avg.) and a touchdown. In the season opener against San Francisco (9/5), Campbell finished with one reception for nine yards. Campbell finished with three receptions for 30 yards, including a 20-yard reception on third-and-three that extended the drive that resulted in Marcellus Rivers' game-winning 17-yard touchdown reception at Dallas (10/6). Campbell recorded a 19-yard catch against Atlanta (10/13), and he added two receptions for 19 yards against Jacksonville (11/3), where his blocking helped the Giants gain 177 yards on the ground. Campbell had an outstanding day at Minnesota (11/10) when he finished with a career-high four receptions for a career-high 35 yards. He also added a career-long 27-yard reception in the third quarter that helped set up an Amani Toomer 11-yard touchdown reception. Against Tennessee (12/1), he finished with one reception for one yard and a touchdown. His only touchdown of the season gave the Giants a 10-7 lead in the second quarter. Campbell's blocking prowess helped Barber gain 203 yards on 32 carries in the regular season finale against Philadelphia (12/28) that clinched a playoff berth for the Giants. In the NFC Wild Card Game at San

Francisco (1/5/03), Campbell finished with two receptions for 13 yards, and his run blocking helped Barber gain 115 yards on 26 carries.

2001: Campbell played in all 16 games for the second straight year, earning 13 starts. He led all Giants tight ends with 13 receptions for 148 yards and a touchdown. Nine of his 13 catches resulted in a first down. He caught at least one pass in each of the last eight games. Campbell caught his first pass of the season, for 22 yards, at Kansas City (9/23). He scored his only touchdown of the season on a one-yard pass from Collins to give the Giants a 16-9 lead in the fourth quarter against Washington (10/7). Campbell contributed a reception for 11 yards and outstanding blocking that helped the Giants rush for 186 yards at Arizona (11/11). The following week, he added two receptions for 29 yards, including a season-long 25-yard catch, at Minnesota (11/19). At Philadelphia (12/3), he finished with two catches for a season-high 31 yards. Both receptions came on a drive in the fourth quarter that ended with Ron Dayne's 16-yard touchdown run to give the Giants a 21-14 lead with 2:43 remaining in the game.

2000: Campbell started four-of-16 games and finished third on the team in touchdown receptions with three, despite catching just eight passes. He also saw action in double tight end formations and on special teams in all three postseason games but did not record a reception. Campbell started opening day against Arizona (9/3) as the Giants opened the game in a two-tight end formation and recorded his first career reception when Collins completed a 10-yard pass to him. He had a season-long reception of 13 yards at Chicago (9/17). At Tennessee (10/1), the Giants again opened the game in double tight end formation, and Campbell recorded his first career touchdown in the fourth quarter when he caught a one-yard pass. He left the game at Cleveland (11/5) in the fourth quarter after suffering a blow to the head. He contributed a two-yard touchdown reception against Detroit (11/19). Campbell started at Arizona (11/26) as the Giants opened the game in a double tight end formation. In that game, he caught his third touchdown reception of the season on a five-yard pass from Collins.

1999: As a rookie, Campbell played in 12 games with one start. The majority of his action came on special teams, but he also saw action as an extra blocker on offense. He earned his first NFL start when the Giants opened in a two-tight end package against the N.Y. Jets (12/5), and his blocking helped the Giants gain a season-high 152 yards on the ground. He suffered a season-ending hamstring injury in the Friday practice prior to the Buffalo (12/12) game.

COLLEGE: As a senior, Campbell shared tight end duties with Derrick Spiller, starting games at the "B" slot, at split end and at flanker. He finished with 12 receptions for 143 yards (11.9 avg.) and a pair of touchdowns. He also added three tackles on special teams. Campbell gained 26 yards on two grabs against Iowa State and made a crunching block to open a hole used by Burnest Rhodes for a two-yard touchdown run. He caught a two-yard scoring pass against Baylor and had a 37-yard reception against Texas to set up a touchdown. In 1996, he played in every game, finishing the year with eight receptions for 103 yards (12.9 avg.).

PERSONAL: An agricultural development major, Campbell was a consensus Texas Top 100 selection while playing a variety of positions at Class 3A Glen Rose, Tex., High School. He combined for over 1,000 rushing and receiving yards as a fullback and tight end, catching 27 passes for 423 yards and five touchdowns in his final year. Since becoming a Cowboy, Dan and his family have participated in the Cowboys support of The Salvation Army Angel Tree program by providing

Christmas gifts to families in need. In the early 2004 offseason, Campbell served as the speaker at "Babe's Best" Awards Banquet, a program created by former Cowboys quarterback and current Dallas CBS affiliate sports anchor Babe Laufenberg to recognize outstanding high school athletes for their efforts on and off the field. Daniel Allen Campbell and his wife, Holly, have a son, Cody (7/16/99).

CAMPBELL'S NFL TOTALS

Year Team	GP-GS	RECEIVING				
		No	Yds	Avg	Long	TD
1999 N.Y. Giants	12-1	0	0	0.0	0	0
2000 N.Y. Giants	16-4	8	46	5.8	13	3
2001 N.Y. Giants	16-13	13	148	11.4	25	1
2002 N.Y. Giants	16-16	22	175	8.0	27	1
2003 Dallas	16-15	20	195	9.8	23	1
2004 Dallas	3-2	2	16	8.0	9	0
Totals	79-51	65	580	8.9	27	6
Playoffs						
2000 N.Y. Giants	3-0	-	-	-	-	-
2002 N.Y. Giants	1-1	2	13	6.5	10	0
2003 Dallas	1-1	-	-	-	-	-
Totals	5-2	2	13	6.5	10	0

SINGLE GAME BESTS

Receptions - 4 at Minnesota, 11/10/02

Receiving yards - 35 at Minnesota, 11/10/02

Long Reception - 27 at Minnesota, 11/10/02

ADDITIONAL STATISTICS

Kickoff Returns - 2001 (2 for 8 yards), 2002 (1 for 5 yards), Total (3 for 13 yards).



CHRIS CANTY

Defensive End

6'7" ★ 295 ★ 11/10/82

Virginia ★ D4b for '05 (132nd overall)

NFL: Rookie ★ Cowboys: Rookie

99

COLLEGE: As the fourth round of the 2005 NFL Draft was nearing its end, the Dallas Cowboys became so surprised Chris Canty was still on the board that they traded a fifth round pick in 2005 and a fourth rounder in 2006 to Philadelphia to move in and select him. Canty is a big, athletic defensive end that many considered a first round talent before he tore the ACL, MCL and PCL in his left knee early in his senior season. The two-time second-team All-ACC selection led all conference defensive linemen in tackles as a sophomore and junior, and in 2003, he became only the second Cavalier lineman to record more than 100 tackles in a season. He combines impressive size - 6-7, 295 pounds - with an innate quickness that allows him to get into opposing backfields off the edge. Canty spent the spring rehabilitating his knee and recovering from eye surgery and will be ready to take the playing field when the 2005 season kicks off.

2004: Canty was off to another stellar season when his senior campaign came crashing to an end against Syracuse in the fourth game of the season. At the time of his injury, he had posted 30 tackles, seven stops for losses, a sack and a forced fumble. He opened the season with nine tackles, including one for a loss, and a forced fumble at Temple. After totaling four stops with two behind the line of scrimmage against North Carolina, he registered season-highs in tackles (10), tackles for losses (three - career-high) and pressures (two) while also posting a sack against Akron. Against Syracuse, in his final game, Canty

tallied seven tackles before tearing the anterior cruciate ligament, medial collateral ligament and posterior cruciate ligament in his left knee. He spent the remainder of the season rehabilitating the knee following reconstructive surgery. While working out in Arizona prior to the draft, he was a spectator at an altercation where he was hit in the left eye with a bottle, resulting in a detached retina. He immediately underwent surgery to reattach the retina.

2003: As a junior, Canty was named second-team All-Atlantic Coast Conference, Lineman of the Year in Virginia and recipient of the Ned McDonald Award as UVA's Most Outstanding Defensive Player after registering a career-high 104 tackles, 12 stops for losses, 12 pressures and four sacks. He became only the second down lineman in school history to record more than 100 tackles in a season, joining Stuart Anderson (106 in 1981). His performance in the classroom helped him earn All-ACC Academic honors. He opened the season with seven stops, a career-high tying three pressures, a tackle for a loss and a sack against Duke. He then posted 10 tackles at South Carolina. After contributing seven stops and two tackles for losses at North Carolina, he recorded a career-high 13 tackles, a sack, a stop for a loss and a pressure at Clemson. He then went on a streak where he registered eight stops against Florida State, nine tackles against Troy, 10 stops at North Carolina State and 11 stops at Maryland. He closed out the regular season with nine tackles, two stops

for losses and a sack against Virginia Tech before posting nine stops against Pittsburgh in the Continental Tire Bowl.

2002: Despite missing three games due to injury, Canty finished his sophomore season with 86 tackles, four stops for losses, four pass deflections, three pressures, three fumble recoveries and two sacks while starting eight-of-11. He missed the first two games recovering from a broken leg suffered during spring minicamp. He returned to action against South Carolina to record seven tackles, a sack and a tackle for a loss. After totaling nine stops at Wake Forest, he moved into the starting lineup at Duke and tallied a season-high 12 tackles with a sack and a tackle for a loss. The next week against Clemson, he added six stops, with a career-high two behind the line of scrimmage. He contributed nine tackles and a fumble recovery against North Carolina and seven stops and a fumble recovery at Penn State before totaling 11 stops, two pressures and a pass deflection against North Carolina State. He totaled 10 tackles at Virginia Tech before fracturing his left forearm early in the second half, forcing him to miss the remainder of the game and the Continental Tire Bowl against West Virginia.

2001: Canty saw action in 12 games as a reserve

defensive end, making one start, and recording 23 tackles, three pressures, two passes defended and a tackle for a loss. He recorded four stops at Clemson and a season-high five tackles against Florida State before making his first career start against Wake Forest when the Cavaliers opened in a 4-3 defense. He contributed a season-high tying five stops and a pass deflection against the Demon Deacons. He registered a career-high three pressures the following week against Georgia Tech, then totaled four stops against Virginia Tech.

2000: He was redshirted as a freshman.

PERSONAL: Despite not playing football until his junior season at Charlotte, N.C., Latin School, Christopher Lee Canty earned all-state honors as a senior tight end and defensive end after recording 20 catches for 400 yards on offense and 89 tackles and seven sacks on defense. He finished his prep career with 161 tackles, 12 sacks and two fumble recoveries. He was also a two-year letterman and all-conference honoree for the basketball team. He received his bachelor's degree in African-American studies in May of 2004 and took graduate course work in secondary education during his final football season at Virginia. His mother, Shirley, is an ordained Methodist minister.

CANTY'S VIRGINIA TOTALS

		DEFENSE										INTERCEPTIONS				FUMBLES REC				
Year	GP-GS	ST	AT	TT	Sks- Yds	Tkl/ Ls	QB Prs	PBU	FF		No	Yds	Avg	Lg	TD	No	Yds	Avg	Lg	TD
2001 Virginia	12-1	19	4	- 23	0.0(0)	1(-1)	3	2	0		0	0	0.0	0	0	0	0	0	0	0
2002 Virginia	11-8	52	34	- 86	2.0(-14)	4(-17)	3	4	0		0	0	0.0	0	0	3	0	0.0	0	0
2003 Virginia	13-13	53	51	- 104	4.0(-20)	12(-41)	12	0	0		0	0	0.0	0	0	1	0	0.0	0	0
2004 Virginia	4-4	21	9	- 30	1.0(-9)	7(-21)	1	0	1		0	0	0.0	0	0	0	0	0.0	0	0
Totals	40-26	145	98	- 243	7.0(-43)	24(-80)	19	6	1		0	0	0.0	0	0	4	0	0.0	0	0



LEONARDO CARSON

Defensive Tackle

6'2" ★ 305 ★ 2/11/77

Auburn ★ FA for '03

NFL: 6th Year ★ Cowboys: 3rd Year

91

PRO: After joining the Cowboys near the midpoint of 2003, Leonardo Carson quickly became a key contributor to the NFL's top ranked defense as the team made its push toward a wild card berth. In 2004, Carson was a fixture on the starting defensive line and enjoyed his finest season as a professional with career high numbers for tackles (55 – second among defensive linemen), tackles for losses (five) and quarterback pressures (eight). Carson is a big tackle with excellent quickness and a tough attitude. His ability to create havoc in the middle of the line of scrimmage will make him a valuable contributor to the rotation at tackle in 2005.

2004: As the starting tackle opposite Pro Bowler La'Roi Glover, Carson enjoyed his finest season as a professional player. He closed the season seventh on the team in tackles (55) and tied for the team lead in tackles for lost yardage (five). Both figures represented career-highs. His eight pressures were also the most in a single season

for Carson and were good enough for fourth on the team. In his first action of the year – the home opener against Cleveland (9/19) – Carson registered three tackles and a pressure in the Dallas win. In the win at Washington (9/27), he added three tackles – one of which was behind the line of scrimmage. He added another three stops against the N.Y. Giants (10/10) and two tackles against Pittsburgh (10/17). Carson led all defensive linemen in tackles with five in the loss at Green Bay (10/24). Against Philadelphia (11/15) on Monday Night Football, Carson contributed two tackles, half a sack and a pressure. He tallied four tackles in the Thanksgiving Day victory over Chicago (11/25). Carson put together a career game in the Cowboys come-from-behind victory at Seattle (12/6), setting career-highs in tackles for losses (two) and pressures (two) while posting five tackles. In the loss to New Orleans (12/12), he again tallied five tackles and two tackles for losses. He had four tackles and a pressure in the

loss at Philadelphia (12/19) and five stops to lead all linemen in the win over Washington (12/26). Carson finished the season strong at the N.Y. Giants (1/2/05) with a career-high six tackles and a pressure.

2003: Carson saw action in five games as a reserve defensive tackle for the Chargers, posting a single tackle against Denver (9/14) and at Oakland (9/28). He was released by the Chargers Oct. 14 and signed with the Cowboys Oct. 18. After being inactive at Detroit (10/19), he saw his first action as a Cowboy at Tampa Bay (10/26) and recorded three tackles and two pressures. He registered four stops the next week against Washington (11/2) in helping limit the Redskins to 213 total yards. He helped limit Buffalo (11/9) to 185 total yards with a single tackle, then posted two stops and a tackle for a loss at New England (11/16). Against Carolina (11/23), Carson tied his season-high with four tackles and recorded his first sack of the season while helping limit Stephen Davis to 59 rushing yards on 26 carries (2.3 avg.). He tied his season-high with four tackles and half a sack at Washington (12/14). Carson tore his right triceps muscle against the Redskins and underwent surgery on Dec. 16 to repair the muscle. He was placed on Reserve/Injured that same day.

2002: While starting six-of-16 games for San Diego, Carson recorded 31 tackles, 3.5 sacks, three passes defended and a fumble recovery. He opened the season with a tackle and a sack at Cincinnati (9/8), two stops against Houston (9/15), three tackles at Arizona (9/22) and two stops against New England (9/29). He registered two tackles against Kansas City (10/13) before tallying three stops and a sack at Oakland (10/20) and three tackles against the N.Y. Jets (11/3). He posted another three stops against San Francisco (11/17). He made a solid push to close the season, totaling 12 tackles and a sack over the final month. He began the run with two stops against Denver (12/1). He then totaled two tackles against Oakland (12/8) and two tackles and half a sack at Buffalo (12/15). He posted another two stops at Kansas City (12/22) before closing the season with a season-high four stops and a sack against Seattle (12/29).

2001: Carson finished his first full NFL season with 33 tackles, three sacks, three passes defended and two fumble recoveries while starting 13-of-16 games. He totaled four tackles

against Cincinnati (9/30) and two stops along with a blocked field goal at Cleveland (10/7). He recorded three stops against Kansas City (11/4) and again the following week at Denver (11/11). Carson tallied two tackles and his first sack of the year at Oakland (11/18), then totaled another three stops and a pass defended against Arizona (11/25). He closed the season with a flurry, posting 13 tackles and two sacks over the final five games. He opened the stretch with four tackles and a sack at Seattle (12/2) before recording a season-high five stops at Philadelphia (12/9).

2000: After being drafted by San Diego in the fourth round (113th overall) of the NFL Draft, Carson saw action in four of the first 10 games of the season, posting two tackles. He tallied a single stop at St. Louis (10/1) and another tackle against Oakland (10/29) before tearing his right rotator cuff at Seattle (11/5). He was placed on Reserve/Injured Nov. 17.

COLLEGE: Carson finished his career at Auburn with 224 tackles, 47 tackles for losses, 17 sacks, four passes defended, four forced fumbles, four fumble recoveries and two interceptions as a defensive end while earning All-Southeastern Conference honors twice. He earned All-SEC honors following a senior season in which he totaled 43 tackles, 28 stops for losses, two sacks, an interception and a forced fumble. As a junior, he posted 90 stops, 8.5 sacks, eight tackles behind the line of scrimmage, two passes defended, an interception, a forced fumble and a fumble recovery to earn All-SEC honors. Carson recorded 59 tackles, nine stops for losses, two sacks, two passes defended, two forced fumbles and a fumble recovery as a sophomore. As a true freshman, he tallied 32 tackles, 4.5 sacks, two tackles for losses and two fumble recoveries while moving into the starting lineup for the final four games of the season.

PERSONAL: Leonardo Tremayne Carson was an All-America quarterback at Shaw High School in Mobile, Ala. He was rated as one of the top recruits in Alabama by several regional and national publications. As a senior, he threw for 934 yards and seven touchdowns while rushing for 1,104 yards and 12 touchdowns. Carson participated in the team's annual support of The Salvation Angel Tree Program to provide Christmas gifts to underprivileged children. The public administration major has two daughters - K'Myah (5/2/95) and Morgan (7/6/95).

CARSON'S NFL TOTALS

Year	GP-GS	DEFENSE				INTERCEPTIONS				FUMBLES REC			
		ST	AT	TT	Sks-Yds	Tkl/Ls	QB Prs	PBU	FF	No Yds	Avg	Lg	TD
2000 San Diego	4-0	2	0	2	0.0(0)	-	0	0	0	0	0.0	0	0
2001 San Diego	16-13	24	9	33	3.0(-9)	-	3	0	0	0	0.0	0	0
2002 San Diego	16-6	22	9	31	3.5(-23)	-	3	0	0	0	0.0	0	0
2003 San Diego	5-0	2	0	2	0.0(0)	-	1	0	0	0	0.0	0	0
Dallas	8-0	12	9	21	1.5(-8)	1(-1)	2	0	0	0	0.0	0	0
2004 Dallas	15-15	34	21	55	0.5(-4)	5(-9)	8	0	0	0	0.0	0	0
Totals	64-34	96	48	144	8.5(-44)	6(-10)	10	7	0	0	0.0	0	0

ADDITIONAL STATISTICS

Kickoff Returns - 2001 (1 for 10 yards); 2002 (1 for 14 yards). Totals (2 for 24 yards).

Blocked Kicks - 2001 (1 blocked field goal).

SINGLE-GAME BESTS

Tackles - 6 @ N.Y. Giants, 1/2/05

Sacks - 1 seven times, last vs. Carolina, 11/23/03

QB Pressures - 2 @ Seattle, 12/6/04

Tackles for Losses - 2 @ Seattle 12/6/04 and vs. New Orleans, 12/12/04



KENYON COLEMAN



Defensive End

6'5" ★ 295 ★ 4/10/79

UCLA ★ T(Oak.) for '03

NFL: 4th Year ★ Cowboys: 3rd Year

93

PRO: Kenyon Coleman – the biggest defensive end on the Dallas roster – was acquired in an Aug. 31, 2003 trade with the Oakland Raiders because of his size, strength and physical style of play. Combined with his athleticism, Coleman has all the traits needed to be a contributing player at the end of the Cowboys defensive line. Originally a fifth-round draft choice (147th overall) of the Raiders in the 2002 NFL Draft, Coleman will be looking to increase his playing time and contribution this fall as he battles for one of the key reserve spots on the Cowboys defensive front.

2004: As part of the Cowboys defensive end rotation, Coleman recorded 10 tackles, two pressures and a sack in a reserve capacity. He opened the season at Minnesota (9/12) with a single stop before totaling a career-high tying two tackles against Cleveland (9/19) while helping limit the Browns to 202 total yards of offense, including just 66 through the air. The following week at Washington (9/27), he registered a tackle and a quarterback pressure. He again tied his career-high with two stops against the N.Y. Giants (10/10). He recorded a single tackle at Cincinnati (11/7), then tallied the Cowboys only sack two weeks later at Baltimore (11/21) when he touched down Kyle Boller. He saw limited action the next four weeks before and did not play in the final two games of the season.

2003: Despite joining the Cowboys the week of the season opener, Coleman finished the year with 15 tackles, three quarterback pressures, a sack, a tackle for lost yardage, a fumble recovery and a pass break-up as a reserve in Dallas's defensive end rotation. In the overtime win at the N.Y. Giants (9/15), he knocked down his first career pass. In the following game, at the N.Y. Jets (9/28), he registered his first tackle as a member of the Cowboys. In Dallas's 24-7 win over Arizona (10/5), Coleman recorded his first career sack when he tackled Jeff Blake in the end zone for a safety. He also added a pressure in the Cardinals win. In the Cowboys win at Detroit (10/19), he recorded a tackle and recovered a fumble while helping limit the Lions to 157 total

yards. Coleman posted one of his more productive outings of the year against Buffalo (11/9), recording two tackles and a pair of quarterback pressures while helping limit the Bills to 185 total yards. In the Thanksgiving Day loss to Miami (11/27), he had another two-tackle game, with one of his stops resulting in a loss of seven yards. He was a game-day deactivation for the Cowboys playoff loss at Carolina (1/3/04). Coleman went to training camp with Oakland before being traded to Dallas.

2002: Coleman was active for just one game – at Buffalo (10/6) – as a rookie and posted one tackle. He was inactive for 15 regular season games and all three Raiders playoff games.

COLLEGE: Coleman finished his collegiate career with 138 tackles, 16.5 sacks and 34 tackles for losses for the Bruins. His 34 tackles for losses placed him ninth in school history. After earning a medical redshirt as a true senior, Coleman returned to the field in 2001 and was an All-Pac 10 selection after finishing with 44 tackles, 15 for losses, and a team-high 8.5 sacks. Coleman saw time in just three games in 2000 before suffering a torn meniscus in his left knee and was granted a medical redshirt. Coleman was one-of-four players to start every game as a junior, earning All-Pac 10 honors after finishing with 50 tackles, nine for losses and 3.5 sacks. Coleman started eight-of-10 games as a sophomore and led all defensive linemen with 23 tackles while adding 4.5 sacks, two fumble recoveries and a forced fumble. Coleman saw playing time in all 12 games as a true freshman, registering 15 tackles, three fumble recoveries and two passes defended.

PERSONAL: Kenyon Coleman lettered three years along the offensive and defensive lines at Alta Loma, Calif., High School. He was named PrepStar All-America as the fourth ranked offensive lineman in the west. As a senior, he was a key member of the team that finished 13-1 and ranked third in Division II. The philosophy major also played three years of varsity basketball.

COLEMAN'S NFL TOTALS

		DEFENSE										INTERCEPTIONS					FUMBLES REC				
Year	GP-GS	ST	AT	TT	Sks-Yds	Tkl/Ls	QB	Prs	PBU	FF	No	Yds	Avg	Lg	TD	No	Yds	Avg	Lg	TD	
2002 Oakland	1-0	1	0	1	0.0(0)	0(0)	0	0	0	0	0	0	0.0	0	0	0	0	0.0	0	0	
2003 Dallas	16-0	9	6	15	1.0(-1)	1(-7)	3	1	0	0	0	0	0.0	0	0	1	0	0.0	0	0	
2004 Dallas	12-0	8	2	10	1.0(-4)	0(0)	2	0	0	0	0	0	0.0	0	0	0	0	0.0	0	0	
Total	29-0	18	8	26	2.0(-5)	1(-7)	5	1	0	0	0	0	0.0	0	0	1	0	0.0	0	0	

ADDITIONAL STATISTICS

Safety – 2003 vs. Arizona (10/5/03).



TERRANCE COPPER

Wide Receiver

6'0" ★ 210 ★ 3/12/82

East Carolina ★ FA for '04

NFL: 2nd Year ★ Cowboys: 2nd Year

18

PRO: When Terrance Copper signed with the Cowboys as an undrafted rookie, there was little thought that he would become a regular contributor for Dallas as a rookie. But through hard work, determination and the unfortunate injury of a teammate, Copper received a chance to contribute and demonstrated a willingness to do whatever he could. He has quickly proven to coaches that he not only has the ability to be a productive receiver, but also the gumption and tenacity to be a special teams standout.

2004: Copper originally signed with the Cowboys as a rookie free agent, but was released prior to the start of the season. He immediately signed to Dallas's practice squad, and eight weeks later he was signed to the Cowboys active roster (Oct. 30) after the team lost Terry Glenn for the season with a sprained foot. Despite seeing action in just 10 games, Copper emerged as a key contributor on one of the NFL's top kick coverage units, finishing fifth on the team with 14 special teams tackles as the Cowboys led the NFL in opponents kickoff return average at 17.5 yards-per-return. As a receiver, he caught seven passes for 84 yards and a touchdown while returning 16 kickoffs for 307 yards (19.2 avg.). In his NFL debut against Detroit (10/31), he returned a kickoff 21 yards and posted a special teams tackle. He tied for the team lead with two special teams tackles against Philadelphia (11/15) as the Eagles were held to a 17.5-yard average on four kickoff returns. He also returned two kickoffs for 42 yards. He caught his first career passes at Baltimore (11/21), hauling in three passes for a team-high 44 yards as the third receiver. He also tallied a team-high three special teams tackles – helping limit the Ravens to a 6.3-yard average on four punt returns – while returning his only kickoff 39 yards. He finished second on the squad with three special teams stops against Chicago (11/25) on Thanksgiving Day as the Bears were limited to a 15.5-yard average on four kickoff returns. He also caught two passes for 22 yards and recorded his first career rushing attempt. In the Cowboys dramatic 43-39 come-from-behind Monday night victory at Seattle (12/6), Copper

registered two receptions for 18 yards, including his first career touchdown grab. He also posted two special teams tackles as the Seahawks were limited to a 17.3-yard average on seven kickoff returns. He tied for the team lead at Philadelphia (12/19) with two special teams stops.

COLLEGE: Copper left East Carolina as one of the most productive receivers in school history, ranking second on the Pirates career receptions list (139) and fourth in career receiving yards (1,683). He finished his final campaign with a team- and Conference USA-high 87 catches for 897 yards (fifth best in the conference) and two touchdowns. He also returned 27 punts for 124 yards and four kickoffs for 98 yards. As a junior, Copper finished third on the team with 30 catches for 395 yards while returning 30 punts for 328 yards. Copper saw action in all 12 games – starting the first four games at H-back – as a sophomore and finished with 13 receptions for 204 yards while returning 10 punts for 70 yards. As a true freshman, he averaged 20.8 yards on nine receptions (187 yards) and added a scoring catch. He also averaged 22.8 yards on four kickoff returns.

PERSONAL: Copper was a three-time all-conference and all-area wide receiver for Washington, N.C., High School, where he also earned honorable mention All-America honors from *USA Today* after catching 41 passes for 697 yards and 11 touchdowns as a senior. The industrial technology major was also selected to play in the 1999 Shrine Bowl and East/West All-Star Game. He graduated with school records for career receptions (159), career receiving yards (1,831), single-season receptions (55 – 1997) and single-season receiving yards (697 – 1999). As a rookie last fall, he was part of the Cowboys 2004 Rookie Club – a program designed to introduce rookie team members to community service in the Dallas area. He and his fellow rookie teammates participated in visits to various non-profit organizations serving children and adults, including the NFL Play It Smart program at Dallas's Lincoln High School, ChildCareGroup, NFL United Way Hometown Huddle and The Salvation Army.

COPPER'S COWBOYS TOTALS

Year Team	GP-GS	RECEIVING						RUSHING				
		No	Yds	Avg	Long	TD		No	Yds	Avg	Long	TD
2004 Dallas10-0	7	84	12.0	22	1		1	-1	-1.0	-1	0
Year Team		SPECIAL TEAMS								KICKOFF RETURNS		
		Solo	Ast	Tot	FF	FR	BP	BFG	BXP	No	Yds	Avg
2004 Dallas	8	6	14	0	0	0	0	0	16	307	19.2
											39	TD
												0

SINGLE-GAME BESTS

Receptions – 3 @ Baltimore, 11/21/04
 Receiving Yards – 44 @ Baltimore, 11/21/04
 Long Reception – 22 @ Baltimore, 11/21/04

Kickoff Returns – 3 @ Philadelphia, 12/19/04
 Kickoff Return Yards – 55 @ Philadelphia, 12/19/04
 Long Kickoff Return – 39 @ Baltimore, 11/21/04



PATRICK CRAYTON

Wide Receiver

6'0" ★ 205 ★ 4/7/79

NW Oklahoma St. ★ D7 for '04 (216th overall)

NFL: 2nd Year ★ Cowboys: 2nd Year

84

PRO: The Cowboys were looking to add a versatile athlete with the ability to contribute on offense and as a return specialist when they drafted Patrick Crayton in the seventh round (216th overall) of the 2004 NFL Draft. One of the most versatile and multi-talented athletes in the country, Crayton saw time as a punt returner and receiver as a rookie, making an immediate impact in the club's historic Redskins series with a last-minute game-winning touchdown catch. With the transition from small-college do-everything player to NFL wide receiver nearly complete, Crayton should make big strides during his sophomore campaign.

2004: Crayton's rookie season got off to a slow start as he was inactive the first three weeks of the season. He was released on Oct. 2 and spent the next month on the club's practice squad before moving back to the active roster on Oct. 30 after Terry Glenn was lost for the season and Quincy Morgan was injured at Green Bay. Crayton made his NFL debut against Detroit (10/31) as a punt returner and receiver, recording a clutch 30-yard catch on third-and-eight to pick up a first down at the Detroit 40-yard line for his first career reception. That drive ended in the final touchdown of the game, putting Dallas up 31-21 with 1:54 remaining. The next week at Cincinnati (11/7), Crayton recorded two receptions for 14 yards as the club's third receiver. Again working as the club's third receiver against Philadelphia (11/15), he recorded two catches for six yards and took over as the club's punt returner in the second quarter, logging three returns for 34 yards (11.3 avg.). Crayton saw limited action as the fourth wide receiver at Seattle (12/6) and took a direct snap from center on a two-point attempt but was tackled short of the end zone. The following two weeks against New Orleans (12/12) and at Philadelphia (12/19), he was inactive. He returned to action in style against Washington (12/26), recording two catches for 54 yards and the game-winning touchdown. His first catch, a 15-yarder, came on fourth-and-10 from the Dallas 25-yard line with 1:09 remaining to pick up a first down on his first snap of the game (replacing Terrance Copper). Five plays later, he hauled in a 39-yard touchdown pass to give Dallas the lead at 13-10 with 0:30 remaining in the game. It was his first career touchdown reception and his first catches since Week 10 against Philadelphia. In the regular season finale at the N.Y. Giants (1/2/05), Crayton was second on the team with a career-high five receptions for 58 yards after taking over as the club's number two receiver when Keyshawn Johnson fractured his ankle. Four of his five receptions picked up a first down for Dallas and all five came on scoring drives. He had a 19-yard grab on fourth-and-one with 0:08 left in the first half to set up a Billy Cundiff 45-yard

field goal as time expired. He then had three receptions for 27 yards, including one to convert a third-and-four on the Cowboys opening touchdown drive of the second half. In the second quarter he attempted his first career pass, throwing an interception after getting the ball on a handoff.

COLLEGE: A four-time all-conference selection, Crayton saw time as a punt returner, kickoff returner, quarterback and wide receiver at Northwestern Oklahoma State. In 44 games for the Rangers, Crayton averaged 19.0 yards-per-catch and scored 17 touchdowns on 80 receptions at receiver, rushed 209 times for 1,751 yards and 17 touchdowns, returned 72 punts for a 20.8-yard average and 10 touchdowns, returned 39 kickoffs for a 23.7-yard average and two scores and completed 136-of-236 passes for 1,967 yards, 21 touchdowns and eight interceptions. In four years, he amassed 5,688 all-purpose yards, including 3,718 yards in total offense and 46 touchdowns. As a senior, he earned Little All-America second team and All-Central States Football League Offensive Player of the Year honors starting at quarterback while also handling kickoff returns, punt returns and logging time at wide receiver. He completed 128-of-221 passes for 1,837 yards and a school-record 19 touchdowns. He also rushed for a school single-season record 1,476 yards with 13 touchdowns on 173 carries while adding 15 receptions for 331 yards and four scores. He became the first player in NAIA annals to score a touchdown passing, receiving, rushing and on kickoff and punt returns in a single season. As both a sophomore and junior, Crayton earned All-America honorable mention and All-CSFL first team honors at receiver. As a sophomore he led the nation with 19 punt returns for 508 yards (26.7 avg.) and three touchdowns.

PERSONAL: Crayton attended DeSoto, Texas, High School and was a standout football star competing at receiver, quarterback, running back and return specialist. He graduated from Northwestern Oklahoma State with a degree in health education. As a rookie last fall, he was part of the Cowboys 2004 Rookie Club – a program designed to introduce rookie team members to community service in the Dallas area. He and his fellow rookie teammates participated in visits to various non-profit organizations serving children and adults, including the NFL Play It Smart program at Dallas's Lincoln High School, ChildCareGroup, NFL United Way Hometown Huddle and The Salvation Army. At the NFL Play It Smart visit to Lincoln High School, Crayton spoke to the football team about the importance of education and maintaining good grades in order to complete on the field, to graduate and move on to college.

STAFF

PATRICK CRAYTON

2004 SEASON

RECORDS

PLAYOFF RECORDS

HISTORY

SIDE LINES

CRAYTON'S COWBOYS TOTALS

Year Team	GP-GS	No	RECEIVING				TD	PUNT RETURNS					
			Yds	Avg	Long			No	Yds	Avg	FC	Long	TD
2004 Dallas	8/0	12	162	13.5	39t		1	4	34	8.5	1	17	0

ADDITIONAL STATISTICS

Passing - 2004 (0-1, 1 interception).



BILLY CUNDIFF

Kicker

6'1" ★ 218 ★ 3/30/80

Drake ★ FA for '02

NFL: 4th Year ★ Cowboys: 4th Year

3

PRO: While continuing his consistent production on field goals and extra points, Billy Cundiff added another wrinkle to his kicking repertoire in 2004 - high, hanging kickoffs. In taking over the kickoff duties last season, Cundiff proved to be instrumental in Dallas leading the league in opponent's kickoff return average (17.5) and finishing fifth in opponent's average starting yard line following a kickoff (25.5). In addition to these productive kickoffs, he converted 77% of his field goal attempts to keep pace with his break-out season of 2003 when he connected on 79% of his efforts. When Cundiff made the team as a rookie in 2002, he became the 10th Dallas kicker since the 1989 season, joining the likes of Roger Ruzek (1989), Luis Zendejas (1989), Ken Willis (1990-91), Lin Elliott (1992-93), Eddie Murray (1993, 1999), Chris Boniol (1994-96), Richie Cunningham (1997-99), Tim Seder (2000-01) and Jon Hilbert (2001).

2004: For the third consecutive year, Cundiff led the team in scoring with 91 points while connecting on 77% of his field goal attempts (20-of-26) and 100% of his PATs (31-of-31). His average miss was from 47 yards out, and he was a perfect 13-of-13 from 40-yards and in. He also handled kickoff duties for the club, recording three touchbacks and an average opponent's starting position following a kickoff of the 25.5-yard line (fifth best in NFL). Opponents also only returned his kickoffs an average of 17.5 yards, the lowest average in the league. He started his third season by hitting his only field goal attempt (27 yards) and both extra points at Minnesota (9/12). The following week against Cleveland (9/19), he converted a 30-yard field goal while missing from 49 yards and connected on both PATs. He did not attempt a field goal at Washington (9/27) but made all three extra points and recorded his first touchback of the season on a kickoff. After hitting a 41-yard field goal and missing from 51 yards out against the N.Y. Giants (10/10), he hit field goal attempts from 47 and 39 yards out while converting both of his point after tries against Pittsburgh (10/17). At Green Bay (10/24), Cundiff converted both of his field goal attempts (46 and 24 yards) on the opening two drives of the game. He connected on a season-high four PATs and hit a 40-yard field goal to give Dallas a 10-point, fourth quarter lead against Detroit (10/31). He also placed two of his six kickoffs against the Lions into the end zone with one touchback while forcing Detroit to average the 22-yard line as a

starting point following kickoffs. At Baltimore (11/21), he made a 19-yard field goal in the first quarter, but later missed a 41-yard attempt. He was three-for-three on PATs against Chicago (11/25) on Thanksgiving Day while his 52-yard field goal attempt hit the upright. In the Cowboys 43-39 come-from-behind victory at Seattle (12/6), Cundiff scored a season-high 13 points by hitting a season-high tying three-of-three field goal attempts (39, season-long 49 and 47 yards) while also tying his season-high with four PATs. He recorded a touchback on one of his eight kickoffs against the Seahawks, and he executed a perfect on-side kick with 1:45 remaining and Dallas trailing 39-36. Jason Witten recovered the kick to set up Dallas's game-winning drive. The Seahawks were limited to a 17.3-yard average on seven kickoff returns on the night. Cundiff hit two-of-three field goal attempts - good from 34 and 41 yards while missing from 42 yards - and recorded his only special teams tackle of the season against New Orleans (12/12). He converted both of his field goal attempts (26 and 33 yards) and his only PAT against Washington (12/26) before connecting on all three of his field goal attempts (40, 24 and 45 yards) in the season finale at the N.Y. Giants (1/2/05). He also had a 34-yard pooch punt out of field goal formation in the first quarter that pinned the Giants at their three-yard line.

2003: Cundiff finished his second NFL tour as the team's leading scorer with 99 points, connecting on 23-of-29 field goals (.793), good for seventh in the NFC in field goal accuracy. One new development was the increased leg he showed, hitting three 50+ yard field goals, one shy of the club-record (four) by Ken Willis in 1991. Cundiff missed his only field goal attempt and had an extra point blocked in the season opener against Atlanta (9/7). It was the club's first blocked PAT since 1989. He rebounded nicely the following week on Monday Night Football at the Meadowlands, earning NFC Special Teams Player of the Week honors after he tied an NFL record with seven field goals against the N.Y. Giants (9/15). Included in that record tying day was a career-long 52-yard boot on the final play of regulation to send the game into overtime. In overtime, he hit a 25-yard kick to win it, his second career game-winning field goal. For the night, Cundiff also set a club-record with eight field goal attempts. His 23 points on the night was one shy of the club record of 24, and his five sec-

ond half field goals tied Boniol's club record for field goals in a half. Cundiff connected on his second game-winning field goal of the season with a 28-yard kick with 1:11 remaining against Philadelphia (10/12) to give Dallas a 23-21 win. He finished the day three-of-three on field goals, including a 51-yard boot at the end of the first half. At Detroit (10/19), he hit a career-best five extra points and added a 23-yard field goal in the fourth quarter. He also drilled a career-long 53-yard field goal in the first quarter that was taken off the board by a Lions penalty. In the club's loss at Tampa Bay (10/26), Cundiff missed his only field goal attempt (41 yards) and did not record a point in a game for only the second time in his career. He connected on his third 50+ yard field goal of the season when he hit a 51-yard attempt against Buffalo (11/9). He also recorded his first career punt when he kicked a 32-yard punt out of field goal formation for a touchback. Cundiff did not take the field at New England (11/16), the only game in his career in which he has not played. For the second time this season, Cundiff earned NFC Special Teams Player of the Week honors in a game against the N.Y. Giants (12/21), this time for hitting four-of-four field goal attempts (24, 42, 21 and 49 yards) and an extra point. He finished the season with 11 field goals against the Giants (7-of-8 in Sept. and 4-of-4 in Dec.). In his post-season debut, Cundiff hit his only field goal attempt, a 37-yarder, and his only extra point at Carolina (1/3/04).

2002: After winning the kicking job in preseason, Cundiff went on to hit 12-of-19 field goal attempts and all 25 of his extra point tries to lead the team with 61 points despite his limited opportunities. He also took over the kickoff chores following the release of Micah Knorr on Oct. 22. For the season, Dallas finished seventh in the NFC, 13th in the NFL, in opponents drive start following kickoffs with a 28.3-yard line starting spot. Cundiff opened the season by hitting his first career field goal attempt, a 33-yarder at Houston (9/8). He later missed a 42-yard attempt in the second half. He was three-of-three on extra points against Tennessee (9/15) but did not attempt a field goal, snapping a streak of 13 consecutive games in which Dallas had connected on a field goal. At Philadelphia (9/22), Cundiff was back on the field, hitting both field goal attempts, including a 47-yarder. The biggest moment of Cundiff's brief career came at St. Louis (9/29), where he earned NFC Special Teams Player of the Week honors by hitting a 48-yard field goal with 0:00 remaining to give Dallas a 13-10 win. He had earlier nailed a 35-yard kick with 4:23 remaining in the game to tie the score at 10-10. The 48-yard kick was the longest game-winning field goal (in the final 2:00 or overtime) in club history. Cundiff hit both extra points but did not attempt a field goal in the 14-13 win over Carolina (10/13). With the release of Knorr, Cundiff took over kickoff duties beginning against Seattle (10/27) and averaged 66 yards on three kickoffs. The Seahawks average start was their 24-yard line. At Indianapolis (11/17), he hit a 21-yard field goal, his first career attempt inside of 30 yards. It was also his first field goal attempt in three games. His 42-yard field goal with 4:23 remaining in the game against Washington (11/28) put Dallas up 27-20. Against San Francisco (12/8), Cundiff hit 23- and 37-yard field goals in the first quarter but was wide right on a 47-yard attempt in the fourth. He hit all three extra points and recorded his first career special teams

tackle with a takedown of Jamal Robertson to prevent a touchdown on a kickoff return.

COLLEGE: Cundiff – who made eight field goals of 50-yards or more during his collegiate career – finished his time at Drake with 15 school and seven Pioneer Football League kicking records, including career points (284), career field goals (49-of-79) and career PATs (137-of-151). His 49 field goals made ranked 14th on the NCAA I-AA career field goal list, and he owns the second longest field goal in NCAA I-AA history with a 62-yarder against San Diego in 2000. He became the first player in league history to be named first-team All-Pioneer League four consecutive seasons while also earning three consecutive All-Academic team honors. As a senior, Cundiff earned Division I-AA All-America honors and was named co-recipient of the Jerry Howlett Award, which is presented annually to Drake's outstanding student-athlete. He led the league in scoring with 62 points (11-of-17 field goals and 29-of-33 extra points). Cundiff earned *Football Gazette's* NCAA I-AA Mid-Major Player of the Year award as a junior when he finished second in the nation with 20 field goals (on 27 attempts) while converting 40-of-44 PATs. For the year, he established 15 school records – including field goals made (20) and points by a kicker (100) – while tying two other marks. He connected on a school-record five field goals against Wisconsin-Stevens Point to score a school kicking record 17 points. For the season, he converted five-of-seven field goal attempts from beyond 50 yards. As a sophomore, Cundiff led the Pioneer League with 67 points. In his first collegiate season, Cundiff became the first freshman kicker in Pioneer Football League history to earn first-team all-conference honors.

PERSONAL: Cundiff was named *Omaha World Herald* and *Council Bluffs Daily Nonpareil* Southwest Iowa Prep Athlete of the Year for the 1997-98 school year after leading Harlan, Iowa, High School to the Iowa Class 3A state football championship and being named to the Iowa Class 3A all-state tournament team in 1998. The two-time all-state football player also led Harlan to the 1995 state football title. The secondary education major finished second in the high jump at the 1997 Iowa state track meet with a jump of 6'6". As a member of the Cowboys 2002 Rookie Club – a program designed to introduce rookie team members to community service in the Dallas area – Cundiff participated in monthly charity visits to non-profit organizations serving children. He also participated in the team's annual United Way Hometown Huddle event hosted at the club's training facility for 100 children from The Salvation Army. In the spring of 2003, Cundiff participated in the Texas Air National Guard – 136th Air Wing Lift Family Day honoring the families of those serving in the military, participated in the Plano Komen Race For The Cure and served as celebrity football coach in the club's seventh annual Dallas Cowboys Let Us Play! Sports Camp for girls. During the 2003 season, Cundiff joined his teammates and participated in the Cowboys Annual United Way Hometown Huddle event at The Brady Center, where they played BINGO with over 100 senior citizens. He and former teammate Toby Gowin joined former Cowboys kicker Chris Boniol in his Cowboys Kicking Hunger campaign at a local middle school. During Christmas every year, Cundiff and

wife, Nicole, participate in the Cowboys support of The Salvation Army Angel Tree Program, providing gifts to families in need. Cundiff kept busy during the 2004 offseason, participating in the Boys & Girls Clubs of Richardson Golf Classic, attending the MDA Muscle Team Bash hosted by former Cowboy Daryl Johnston and taking the Cowboys Kicking Hunger Program to his hometown of Harlan, Iowa, to challenge two elementary schools to join the campaign. Cundiff went back to Drake in the spring of 2003 and graduated with a degree in history. During the 2004 season, Cundiff joined a dozen teammates and Dallas Cowboys Cheerleaders and served an early Thanksgiving Day feast to 300 deserving

men and women at The Salvation Army. The 2005 offseason kept him busy in the community as well, serving as the Cowboys representative for the Staples Recycling for Education program. He attended the winning Jr. High School in the Dallas area to present them with a \$5,000 gift from Staples for their recycling efforts and to sign autographs for the students. He also attended the Taste of the NFL: The Ultimate Dallas Cowboys Tailgate Party hosted by teammate La'Roi Glover and Abacus restaurant benefiting The North Texas Food Bank and the Cowboys annual NFL Draft Day party in appreciation of the team's loyal fans. This past offseason, Cundiff interned with the Drake University athletic department.

CUNDIFF'S COWBOYS TOTALS

Year	GP-GS	SCORING									
		FG	FGA	Pct	Long	Blk	XP	XPA	Pct	Blk	Points
2002 Dallas	16-0	12	19	.632	48	0	25	25	1.000	0	61
2003 Dallas	15-0	23	29	.793	52	0	30	31	.968	1	99
2004 Dallas	16-0	20	26	.769	49	0	31	31	1.000	0	91
Totals	47-0	55	74	.743	52	0	86	87	.989	1	251
Playoffs											
2003 Dallas	1-0	1	1	1.000	37	0	1	1	1.000	0	4
Year		FIELD GOAL ACCURACY									
		10-19	Pct	20-29	Pct	30-39	Pct	40-49	Pct	50+	Pct
2002 Dallas		0-0	0.0	3-3	1.000	5-7	.714	4-8	.500	0-1	0.0
2003 Dallas		0-0	0.0	11-11	1.000	5-6	.833	4-7	.571	3-5	.600
2004 Dallas		1-1	1.000	6-6	1.000	4-4	1.000	9-13	.692	0-2	0.0
Totals		1-1	1.000	20-20	1.000	14-17	.824	17-28	.607	3-8	.375
Playoffs											
2003 Dallas		0-0	0.0	0-0	0.0	1-1	1.000	0-0	0.0	0-0	0.0

ADDITIONAL STATISTICS

Special Teams Tackles – 2002 (1-0-1), 2004 (1-0-1), Totals (2-0-2).

Punting – 2003 (1 punt, 23 yds, 1 TB, 12.0 net), 2004 (1 punt, 34 yards, 34.0 net, 1 IN20). Totals: (2 punts, 66 yds., 1 TB, 1 IN20, 23.0 Net).

SINGLE-GAME BESTS

Points – 23 @ N.Y. Giants, 9/15/03

Field Goal Attempts – 8 @ N.Y. Giants, 9/15/03

Field Goals Made – 7 @ N.Y. Giants, 9/15/03

Long Field Goal – 52 @ N.Y. Giants, 9/15/03

Extra Points – 5 @ Detroit, 10/19/03



WOODY DANTZLER



Safety

5'10" ★ 209 ★ 10/4/79

Clemson ★ FA for '05

NFL: 3rd Year ★ Cowboys: 2nd Year

20

PRO: With an opening in the defensive backfield due to the retirement of Darren Woodson, the Cowboys were looking to add a versatile athlete to compete for playing time in the secondary when they signed Woody Dantzler on Jan. 26. Dantzler, an athletic quarterback by trade, has seen time in the NFL at quarterback, running back, receiver and safety while also returning kickoffs and punts. Dallas allocated him to the Frankfurt Galaxy of NFL Europe in 2005 to continue his development at safety.

2005: Dantzler signed with Dallas on Jan. 26 and was allocated to the Galaxy of NFL. He finished the spring with 27 tackles, two pass breakups and a forced fumble while leading the team in kickoff returns (22), and return yards (437). He also added five tackles on coverage units.

2004: Dantzler returned to camp with the Falcons but was released on the final cut. He was out of football for the remainder of the season.

2003: Dantzler moved from running back to safety in his second camp with the Cowboys. In pre-season action, Dantzler posted two defensive stops from the safety position and two special teams stops while returning two kickoffs 28 yards and four punts for 31 yards. He was released four days prior to the start of the season and immediately signed with the Atlanta Falcons and moved back to running back, finishing the year with eight carries for 21 yards and a touchdown, seven kick returns for 136 yards, one punt return for six yards and was 0-of-one from the quarterback spot. He made his Falcons debut at Dallas (9/7), seeing time on special teams units. He lined up

at running back and quarterback against Tampa Bay (9/21), picking up six yards on three carries at running back and two carries for 13 yards and a touchdown – on a one-yard option – lining up at quarterback. At Carolina (9/29), Dantzler saw time on special teams and took a few snaps at quarterback, rushing three times for 12 yards on option plays. At Minnesota (10/5), Dantzler lined up under center for two plays, rushing once for zero yards and attempting his first pass which fell incomplete. He suited up as Atlanta's emergency quarterback against Philadelphia (11/2). He dressed but did not play at New York (11/9) and was the team's third quarterback at New Orleans (11/16). He was inactive as the team's emergency quarterback against Tennessee (11/23), then inactive for the next four games. He posted one carry for three yards in his final action of the season against Jacksonville (12/28).

2002: After making the change from collegiate quarterback to professional running back, Dantzler led Dallas during preseason action with a 44.6 kickoff return average while carrying the ball 11 times for 33 yards. He was released on the final cut, but immediately signed to Dallas's practice squad. He remained there for the first 12 weeks of the season before being moved to the active roster on Nov. 26. Seeing most of his action on kickoff returns, he posted a 22.3-yard average on 27 returns over the final five games of the season. He began his NFL career against Washington (11/28), returning three kicks for a 20.3-yard average. The following week against San Francisco, he totaled 185 yards on six returns (30.8 avg.), including one of the most spectacular plays of the season. After catching a 49ers kickoff at the Dallas 16-yard line, Dantzler bounced off a couple of would-be tacklers and headed to the right sidelines. After avoiding another tackle attempt, he tightrope walked the sideline on one foot before gaining his balance and shooting down the sideline for a touchdown. The return followed a San Francisco touchdown and put Dallas back on top 20-17. At the N.Y. Giants (12/15), he tied Mel Renfro's club record with eight kickoff returns, good for 191 yards (23.9 avg.). He was limited to a 17.5-yard aver-

age on six returns against Philadelphia (12/21) while recording his first career fumble.

COLLEGE: Dantzler finished his collegiate career completing 445-of-773 passes for 5,819 yards, 37 touchdowns and 24 interceptions while rushing for 2,704 yards and 27 touchdowns on 576 carries, becoming only the third signal caller in NCAA history to pass for 5,000 yards and rush for 2,500 yards during his career. He also became the first quarterback in NCAA history to throw for 2,000 yards and rush for 1,000 yards in a single season. He is Clemson's all-time passing yards leader (5,819) and touchdown passer (37). As a senior, Dantzler completed 188-of-311 passes for 2,360 yards, 17 touchdowns and 11 interceptions while rushing for 1,004 yards and 10 touchdowns on 206 attempts. He was a midseason Heisman candidate before suffering a left upper-ankle injury as a junior, finishing the 2000 season with 137 completions on 244 attempts for 1,871 yards, 11 touchdowns and seven interceptions. As a sophomore, he led the 30th ranked offense in the nation by averaging 231 total yards-per-game while completing 112-of-201 passes for nine touchdowns and six interceptions.

PERSONAL: In his three-year prep career at Orangeburg-Wilkinson High School in Orangeburg, S.C., Dantzler completed 507-of-791 passes for 7,113 yards and 60 touchdowns while rushing for 3,134 yards and 35 touchdowns. He was a *SuperPrep* All-America while also running track and finishing third in the state in the 400-meter dash. He received a degree in marketing in August 2001. Dantzler was very active in the community through his first stint in Dallas. In addition to participating in monthly charity appearances during the season with the club's Rookie Club, he was actively involved with the Texas D.A.R.E. Foundation, served as a guest speaker at local elementary schools, participated in the annual Spina Bifida Bowl-a-thon, visited with patients at Texas Scottish Rite Hospital for Children and served as a celebrity guest coach at the Cowboys Let Us Play! Sports Camp for 150 underprivileged girls from area non-profit agencies.

DANTZLER'S NFL TOTALS

		RUSHING													
Year Team	GP-GS	No	Yds	Avg	Long	TD									
2002 Dallas	5-0	0	0	0.0	0	0									
2003 Atlanta	9-0	8	21	2.6	12	1									
Totals	14-0	8	21	2.6	12	1									
		KICKOFF RETURNS							PUNT RETURNS						
Year Team		No	Yds	Avg	Long	TD			No	Yds	Avg	FC	Long	TD	
2002 Dallas		27	602	22.3	84t	1			0	0	0.0	0	0	0	
2003 Atlanta		7	136	19.4	29	0			1	6	6.0	0	6	0	
Totals		34	738	21.7	84t	1			1	6	6.0	0	0	0	

ADDITIONAL STATISTICS

Passing – 2003 (0-1).



KEITH DAVIS

Safety

5'11" ★ 207 ★ 12/30/78

Sam Houston ★ FA for '04

NFL: 3rd Year ★ Cowboys: 3rd Year

29

PRO: Keith Davis was the Cowboys come-back story of the year in 2004. After a year of watching the NFL on television in 2003, Davis jumped at the chance to earn a spot in training camp with Dallas in 2004 when the club signed him and allocated him to NFL Europe. Davis went on to earn All-NFLE honors in 2004 with the World Bowl champion Berlin Thunder and then became one of the Cowboys top special teams players last fall. He originally earned a shot with the Cowboys as a rookie free agent in 2002, and he spent time moving between the practice squad and active roster as a rookie. He was released at the beginning of the 2003 training camp after suffering a gun-shot wound that June. Two years later, he is now poised to compete for considerable playing time at safety in the Cowboys secondary.

2004: Davis started the year by earning All-NFLE honors while leading the Berlin Thunder to the World Bowl title as he finished second in the league – first on the team – with four interceptions and second on the team with 65 tackles. Following that season, he jumped right into the thick of things with the special teams units for the Cowboys and went on to finish second on the team with 21 special teams tackles. He was part of a kickoff coverage unit that led the NFL with a 17.5-yard return average and did not allow a kickoff return of 35 yards-or-more all season. For his hard-nosed play on coverage teams, Davis was selected to the *USA Today* All-Joe Team. He tied for the team lead with two special teams tackles in the season opener at Minnesota (9/12) as the Vikings were limited to a 17.8-yard average on four kickoff returns. Two weeks later, he again tied for the team lead with two stops covering kicks at Washington (9/27). His performance helped limit Chad Morton to three punt returns for a 6.0-yard average on eight punts. He led the team with three special teams tackles and forced a fumble on the opening kickoff of the second half against Pittsburgh (10/17). His work with coverage teams helped Dallas limit the Steelers to a 13.6-yard average on five kickoff returns, and he also raced downfield to force a fair catch on a 51-yard punt. He again led the team with three special teams tackles against Detroit (10/31) as Eddie Drummond, the NFL's third ranked kickoff returner entering the game (29.0 avg.), was limited to a 16.8-yard average on five returns. Davis also forced Drummond to fair catch a 50-yard Mat McBriar punt at the 13-yard line. A second quarter hip flexor strain at Cincinnati (11/7) kept him on the sidelines the second half and the following week against Philadelphia (11/15). He returned to action at Baltimore (11/21) and then was second on the team with three special teams tackles in the win at Seattle (12/6). The Seahawks were limited to a 17.3-yard average on seven kickoff returns and their average drive start following kickoffs was the 23-yard line. Against New Orleans (12/12), Davis led the team with three special teams tackles while helping limit the

Saints to a 16.5-yard average on four kickoff returns. He had one tackle inside the 20 on a kickoff and also drew an illegal block penalty on another. Against Washington (12/26), Davis led the team with three special teams tackles and forced a fumble on punt coverage that was recovered by Keith O'Neil.

2003: Davis re-signed with the Cowboys March 7 but was released July 26 after suffering a gunshot wound as a bystander in an altercation. He remained out of football for the 2003 NFL season.

2002: Davis signed with the Cowboys as a rookie free agent and totaled eight tackles and an interception in preseason action. He was released Sept. 1 and signed to the Cowboys practice squad Sept. 2. He was released again on Sept. 10, but re-signed to the practice squad Sept. 16. He was then moved to the active roster Oct. 12 and recorded four tackles against Carolina (10/13) in his first NFL action. He then recorded a tackle, two quarterback pressures and a pass defended at Arizona (10/20). He was waived Oct. 22 and re-signed to the Dallas practice squad Oct. 23. Davis moved back to the active roster on Nov. 22 and went on to record at least one special teams tackle in each of the last six games of the season, including two in the Thanksgiving Day win over Washington (11/28).

COLLEGE: Davis finished his collegiate career by leading Sam Houston with 96 tackles while breaking up seven passes and forcing three fumbles. This effort brought All-America honors from the American Football Coaches Association and All-Southland League honors. He finished his Bearkat career fourth on the school's career tackle list with 339 stops. As a junior, Davis was named Southland Football League Defensive Player of the Year and team Most Valuable Player after posting 99 tackles, a team-high 14 tackles behind the line of scrimmage and two interceptions while blocking two punts. Davis earned honorable mention All-Southland honors after recording 104 tackles, 11 passes defended, three forced fumbles, two interceptions and two fumble recoveries as a sophomore. He also blocked three punts during that campaign. Davis started five games as a redshirt freshman for the Bearkats, totaling 40 tackles.

PERSONAL: Davis was a two-time all-state and all-district wide receiver and defensive back for Italy, Texas, High School. The four-year starter blocked five punts and caught 33 touchdown passes during his final two prep campaigns. Davis was a starter on the Gladiators basketball team that won the 1997 Class AA state championship. He was also a starter on the baseball team. As a member of the Cowboys 2002 Rookie Club – a program designed to introduce rookie team members to community service in the Dallas area – Davis participated in monthly charity visits to non-profit organizations helping chil-

dren and adults. Just as he has done on the field, Davis has been an active contributor in the community since his return to the team. In 2004, he participated in the Cowboys Rookie Club Alumni visit to ChildCareGroup as the players carved pumpkins with over 140 pre-school children from low-income households. Davis also lent a hand

serving meals in the Cowboys annual Early Thanksgiving Feast to over 300 deserving men and women at The Salvation Army. During the 2005 offseason, Davis attended the team's annual NFL Draft Day Party hosted in appreciation of the Cowboys loyal fans.

DAVIS'S COWBOYS TOTALS

		DEFENSE								INTERCEPTIONS				FUMBLES REC					
Year	GP-GS	ST	AT	TT	Sks-Yds	Tkl/Ls	QB	PBU	FF	No	Yds	Avg	Lg	TD	No	Yds	Avg	Lg	TD
2002 Dallas	8-0	2	3	5	0.0(0)	0(0)	2	1	0	0	0	0.0	0	0	0	0	0.0	0	0
2004 Dallas	15-0	0	0	0	0.0(0)	0(0)	0	0	0	0	0	0.0	0	0	0	0	0.0	0	0
Totals	23-0	2	3	5	0.0(0)	0(0)	2	1	0	0	0	0.0	0	0	0	0	0.0	0	0

		SPECIAL TEAMS							
Year Team		Solo	Asst	Tot	FF	FR	BP	BFG	BXP
2002 Dallas		3	5	8	0	0	0	0	0
2004 Dallas		11	10	21	2	0	0	0	0
Totals		14	15	29	2	0	0	0	0



GREG ELLIS

Defensive End

6'6" ★ 280 ★ 8/14/75

North Carolina ★ D-1 for '98 (8th overall)

NFL: 8th Year ★ Cowboys: 8th Year

98

PRO: Since becoming a first round draft choice in 1998, Greg Ellis has brought dependability, durability, quality character and intelligence to the Dallas defensive line on a consistent basis. He has started all 108 of a potential 112 games during his career, missing only four games due to injury in a solid seven-year career. From day one, Ellis was able to overcome the pressure and expectations of being the Cowboys highest draft pick (eighth overall) since Russell Maryland was taken with the first overall pick in 1991, as well as the physical demands of returning from a major injury in 2000, to rise to the top of his profession and become one of the game's top all-around defensive ends. In his seven NFL seasons, he has led the team in sacks four times, and six times he has led all Dallas defensive linemen in tackles. Having had his 1999 season cut short when he fractured the tibia and fibula in his left leg, Ellis fought through the pain and rehabilitation that accompanied having a titanium rod inserted into his leg. By the end of the 2000 season, he had re-emerged as one of the top defensive ends in the game, proving his worth to the club both on and off the field. On the field, he led the club's defensive linemen with a then career-high 77 tackles, and off the field, he was named by teammates as the recipient of the Ed Block courage award for overcoming his injuries. Ellis has continued to firmly establish himself as one of the team's true leaders with a level of consistency and production that showcases his versatility, toughness and unselfishness, playing both defensive end positions and tackle in some pass rushing situations. Ellis efficiently produces the type of all-around game that makes him one of the league's most complete linemen.

2004: Ellis enjoyed the finest season of his seven-year career, turning in career-high numbers for

sacks (nine) and tipped passes (12) while registering his third best season for pressures (22). His sack total led the team for the fourth consecutive season, becoming just the fourth Cowboy to lead the team four straight years – Jethro Pugh (five), George Andrie (four) and Harvey Martin (four). His sack total for 2004 was 12th best in the NFC and 10th best among NFC defensive ends. By knocking down 12 passes at the line of scrimmage, he finished second only to cornerback Terence Newman (13) in the broken-up pass category. It was the second best total in the NFL among defensive linemen (Jason Taylor, Miami – 15) and the highest number by a Dallas defensive lineman since Ed "Too Tall" Jones had 14 in 1988. Ellis registered a sack in seven-of-16 games in 2004, including three multi-sack games, and he led all Dallas defensive linemen on the year in tackles with 63. In the home opening win over Cleveland (9/19), Ellis had one of the most dominant games of his career. He led the entire defense in tackles with seven while adding five pressures (one of which led to a safety), one sack and a tackle behind the line of scrimmage. He continued his productive ways the following week at Washington (9/27), turning in his first multi-sack game of the year with a pair of sacks of Mark Brunell. Ellis also added three tackles and a pressure in the win over the Redskins. Ellis kept up his torrid pace in the loss to the N.Y. Giants (10/10), posting another two-sack game to go along with six tackles, four pressures and two tipped passes. In the loss to Pittsburgh (10/17), he picked up his sixth sack of the year. At Green Bay (10/24), Ellis's streak of four straight games with at least one sack was snapped by the Packers – who allowed just 12 sacks of Brett Favre all season. Ellis did manage two solo tackles and knocked down a Favre pass. In the loss at Cincinnati (11/7), Ellis led all Dallas defensive

linemen with six tackles and batted down his fifth pass of the season. He put together another solid Monday Night Football performance against Philadelphia (11/15), registering seven tackles, assisting on a sack and batting down a pass at the line of scrimmage. Ellis knocked down two passes and had five tackles – including one behind the line – in the loss at Baltimore (11/21). In the Thanksgiving Day victory over Chicago (11/25), he tied for second on the team with five tackles while posting 1.5 sacks and two pressures. He registered two stops, a pressure and his career-best ninth pass deflection at Seattle (12/6). In the loss at Philadelphia (12/19), Ellis was at his playmaking best and had a hand in two of the team's most important plays in the near-upset of the NFC champions. He blocked an Eagles extra point and set up the Cowboys only touchdown with a sack and a forced fumble. For the day, Ellis had five tackles (one for lost yardage), a batted pass and three pressures. In the win over Washington (12/26), Ellis had another disruptive game with four tackles, a pair of quarterback pressures and two tipped passes. He closed the season with four tackles and a pressure at the N.Y. Giants (1/2/05).

2003: Ellis put together another productive season in helping the Dallas defense finish the year as the league's top ranked unit, surrendering only 253.5 yards-per-game – including just 89.1 yards on the ground (third in NFL) and 164.4 yards through the air (first in NFL). He led the team for the third straight year with a career-high 8.0 sacks, the most by a Cowboys defender since Tony Tolbert had 12.0 in 1996. Ellis finished with 48 tackles, 19 pressures, eight pass deflections, four tackles for losses and four forced fumbles. He kicked off the season by leading all linemen with six tackles while adding two pressures and a stop for a loss as the Falcons (9/7) were limited to a 3.3 yard-per-carry average. In the Cowboys come-from-behind, overtime victory at the N.Y. Giants (9/15), he finished second on the team with five tackles, batted down a career-high three passes, posted four pressures and added half a sack. He also forced a Tiki Barber fumble and forced Kerry Collins into an interception that Al Singleton returned 41 yards for a touchdown. Ellis helped limit the N.Y. Jets (9/28) to 66 rushing yards on 26 carries (2.5 avg.) with two tackles. He then registered a tackle and a stop behind the line against Arizona (10/5) in helping hold the Cardinals to 151 total offensive yards. He recorded three tackles, a sack and a pass deflection against Philadelphia (10/12) before totaling two stops and two pressures at Detroit (10/19) in helping limit the Lions to 157 total yards. At Tampa Bay (10/26), he was third on the squad with six tackles while posting a sack that forced a fumble. Against Buffalo (11/9), he teamed with Eric Ogbogu on a sack of Drew Bledsoe, forcing a fumble on the play to end a potential Bills scoring drive. Ellis also added a tackle for a four-yard loss on a screen pass and had two pressures in helping limit the Bills to 185 total yards, including just 58 on seven second half possessions. He registered his fourth sack of the season at New England (11/16). Ellis recorded four stops against Miami (11/27) on Thanksgiving Day then tallied his fifth sack of the season at Philadelphia (12/7). He recorded three tackles, a pass deflection and half a sack at Washington (12/14) while helping limit the Redskins to 161 total yards. Against the N.Y. Giants (12/21), he posted his first multi-sack

game of the season (two), tied his season-high with four pressures and forced a fumble in helping limit the Giants to just 54 rushing yards on 22 carries (2.5 avg.). He finished the regular season at New Orleans (12/28) third on the team with a season-high seven stops while adding half a sack. The Saints game marked the fourth consecutive game in which he recorded at least half a sack, the longest such streak by a Dallas defender since Jim Jeffcoat put together a string of five straight games in 1992. Ellis's work against New Orleans helped limit Deuce McAllister – the NFC's second leading rusher – to just 49 yards on 21 carries (2.3 avg.). In the Cowboys wild card playoff loss at Carolina (1/3/04), Ellis led all defensive linemen with five tackles – including one for a loss – while recording the team's only sack.

2002: As the team has come to expect, Ellis led all linemen and was fourth on the team with a career-high 87 tackles, topping his previous best of 83 from the year before. He led the team and tied for 16th in the NFC with 7.5 sacks. He also led the team with a career-high 30 quarterback pressures, topping his previous best of 26 set in 2001. Ellis opened the season with a bang, recording at least half a sack in each of the first four games of the season. He led all defensive linemen with five tackles and three pressures at Houston (9/8). He also added half a sack and deflected a fourth quarter pass that La'Roi Glover intercepted. The following week against Tennessee (9/15), he posted a career-high tying two sacks and tied for the team lead among linemen with six tackles while leading the team with three quarterback pressures. Ellis had one of the most dominating games of his career pressuring the quarterback at Philadelphia (9/22), finishing with his second straight two-sack game, as well as a career-high tying six pressures. It was the first time a Cowboys player has posted back-to-back multiple sack games since Tony Tolbert in Weeks 5-6 in 1996. At St. Louis (9/29), he recorded two of the biggest plays of the game. On the Rams final drive, Ellis recorded the club's only sack of the day on a third-and-three play at the Dallas 25-yard line. His six-yard sack forced the Rams to attempt a 49-yard field goal that hit the right upright, giving Dallas the ball for its game-winning field goal. In the first quarter, he ended a Rams drive with his second career interception, picking off a Kurt Warner pass. Dallas drove to its only touchdown of the day following the interception. Ellis finished the day with three tackles, a sack, two pressures and an interception. He then led all linemen with five tackles at the N.Y. Giants (10/6) but did not record a sack, ending his string of consecutive games with a sack at four. Against Carolina (10/13), he again led all linemen with eight tackles and added a quarterback pressure. For the third straight game, he was at the top of the linemen tackle totals with seven at Arizona (10/20). Ellis recorded five tackles while helping limit Shaun Alexander to a 2.5 yard-per-carry average on 23 carries (58 yards) against Seattle (10/27). He began experiencing headaches from a concussion suffered against Arizona following the Seattle game and was inactive at Detroit (11/3). He returned to the starting lineup at Indianapolis (11/17) and led all linemen with nine tackles. Against Jacksonville (11/24), he led the entire team with a season-high 10 tackles and recorded his first sack since Week Four. He also added five quarterback pressures and a tackle

for a loss. Against San Francisco (12/8), Ellis tied for the team lead among defensive linemen with eight tackles while recording the club's only sack of the game. Ellis was again atop the line tackle chart with six stops at the N.Y. Giants (12/15). In the season finale at Washington (12/29), Ellis tied for the lead among linemen with five tackles.

2001: As a key contributor to the Cowboys dramatic turnaround on defense, Ellis led Dallas in sacks (six), quarterback pressures (26) and forced fumbles (four). While starting all 16 games at left end, he led all defensive linemen in tackles with 83 (fourth on the team), and he was third on the team in tackles for losses (seven for minus 12 yards). Ellis's efforts helped the Cowboys defense rank fourth in the NFL, allowing an average of just 287.4 yards-per-game. The Dallas pass defense closed the year third in the NFL – permitting just 180.6 yards-per-game. In 2001, Dallas allowed 1,710 rushing yards, a figure that was 927 fewer yards than the club allowed during the 2000 season. Those numbers represented the largest turnaround by any defensive unit in the NFL in 2001. In the season opening loss to Tampa Bay (9/9), Ellis led all Dallas defensive linemen with nine stops while posting one of Dallas's two sacks. Against San Diego (9/23), he recorded four tackles, including one for a loss, in helping limit LaDainian Tomlinson to a 3.3-yard average on 27 carries. The following week at Philadelphia (9/30), Ellis was extremely active, contributing a career-high six quarterback pressures and two pass deflections. In the Monday night win over Washington (10/15), Ellis recorded five tackles and his second sack of the year while helping limit the Redskins to 226 total yards. His biggest play of the game came with 2:39 remaining when he recovered a Stephen Davis fumble at the Cowboys 33-yard line to set Dallas up for its game-winning field goal drive. In the win over Arizona (10/28), he led all defensive linemen with seven tackles while helping limit the Cardinals to 75 rushing yards. He turned in another outstanding performance at the N.Y. Giants (11/4), leading all defensive linemen with eight tackles while also recording his third sack of the season and forcing a fumble on the play. In Atlanta (11/11), Ellis was second on the team in tackles with seven, and he turned in his first multi-sack game of the season with two, as the Falcons were limited to 201 total yards. In the loss to Philadelphia (11/18), Ellis led the team with three quarterback pressures, as the Eagles were limited to 227 total yards – 100 yards below their season average. On the ground, the Eagles averaged 2.8-yards-per-carry on 35 attempts. On Thanksgiving Day against Denver (11/22), Ellis led all defensive linemen with six tackles as the Broncos were limited to 3.1 yards-per-carry. At Washington (12/2), Ellis again led all Cowboys linemen in tackles with seven. Stephen Davis, the NFC's third leading rusher entering the game, was held to 53 yards on 17 carries. Ellis registered his sixth sack of the year in the win over the N.Y. Giants (12/9), while leading all defensive linemen with six tackles. His sack was a fourth quarter takedown of Kerry Collins that also forced a fumble. Ellis also forced Collins into two bad throws with pressures and helped limit the Giants to 73 yards of total offense on their final eight possessions. At Seattle (12/16), he suffered a sprained right knee mid-way through the first quarter but returned to action in the second quarter and recorded four tackles, a tackle for a loss and a quarterback pressure while helping

hold the Seahawks to 139 net passing yards. In the Cowboys upset win over playoff bound San Francisco (12/30), he registered three tackles, two quarterback pressures and recovered a fumble. Dallas limited the NFL's second ranked 49er running game (146-yards-per-game at the time) to 56 yards.

2000: After two years patrolling the left end of the Dallas defensive line, Ellis switched to the right side in 2000 to take pressure off his injured left leg. He went on to lead all defensive linemen with 77 tackles, while tying for the team lead with seven tackles for losses and two fumble recoveries. He also finished second on the team with 13 quarterback pressures. After working into camp slowly, Ellis returned to full action for the final two preseason games. In the season opener against Philadelphia (9/3), he led all defensive linemen with eight tackles and a tackle for a loss in his first regular season action since suffering the leg fracture. He recovered a fumble at Arizona (9/10), and then at Washington (9/18), he recorded his first sack of the season on the game's final play to preserve the Cowboys Monday night win. He also recovered a Redskins fumble in the second quarter to set up a Dallas touchdown. Ellis led all defensive linemen and was third on the team with a career-high 11 tackles against San Francisco (9/24). It was the highest tackle total by a Dallas defensive lineman since Chad Hennings recorded 11 stops against the N.Y. Giants on Dec. 21, 1997. Facing perennial All-Pro Tony Boselli, Ellis put together an admirable day against Jacksonville (10/29) with five tackles, a tackle for a loss and a pressure. He also forced Boselli into two illegal procedure penalties. On special teams, Ellis blocked his first career field goal, getting his hand on a 49-yard fourth quarter attempt by Mike Hollis. Ellis was second among defensive linemen with nine tackles, including two behind the line, at Philadelphia (11/5) while helping limit the Eagles running backs to 77 yards on 25 carries (3.1 avg.). His seven tackles against Cincinnati (11/12) led all defensive linemen, and he recorded his second sack of the season, as the Bengals were limited to 195 total yards. Ellis again led all defensive linemen in tackles and was third on the team with nine stops at Baltimore (11/19). His five tackles against Minnesota (11/23) tied him for second on the team. With four tackles, a sack and two pressures against Washington (12/10), Ellis helped limit the Redskins to just 79 rushing yards on the day, a season low for the Dallas defense.

1999: Despite missing the final three regular season games because of a fractured left tibia and fibula, Ellis led the team with 7.5 sacks. Before the injury, he was eighth in the NFC in sacks and was also tied for the team lead with 17 quarterback pressures. He finished the season with 59 tackles, four passes defended and two forced fumbles. Ellis set the tone for the season early, recording five tackles and a career-best two sacks at Washington (9/12) in the season opener. The first sack came with the Redskins at the Dallas four-yard line and forced a fumble that George Teague recovered to end a potential scoring drive. The second sack came on third-and-three on the Redskins opening possession in overtime and forced them to punt. Dallas then took the ball and drove 95-yards for the game-winning score. The next week on Monday Night Football, he recorded his first career interception

and touchdown when he picked off a Danny Kanell pass and raced 87-yards for a score against Atlanta (9/20). It was the longest touchdown return of any kind by a defensive lineman in club history until the next game. He also led all defensive linemen with six tackles on the evening. Ellis closed out his season opening burst of big plays against Arizona (10/3) by returning a Jake Plummer fumble 98 yards for a touchdown, the longest fumble return in Cowboys history. In doing so, he became the first Cowboys defensive player since Ray Horton in 1991 (vs. N.Y. Giants, 9/29 and at Green Bay, 10/6) to score a touchdown in back-to-back weeks. Ellis logged seven tackles and a sack in helping limit the N.Y. Giants (10/18) to 2.5 yards-per-carry. Ellis was third on the team, tops among linemen, with seven tackles at Indianapolis (10/31) while also adding a tackle for a loss and a forced fumble. For the second time in 1999, Ellis recorded a career-high two sacks in a game while also leading all defensive linemen with five tackles at Minnesota (11/8). With three tackles and a team-high three quarterback pressures against Green Bay (11/14), he helped limit Brett Favre to a 57.1 QB rating and the Packers to 40 rushing yards. Ellis then logged a season-high eight tackles at Arizona (11/21) to finish second on the team, while adding a sack and three quarterback pressures. On Thanksgiving Day against Miami (11/25), pressure from the defensive front was instrumental in forcing Dan Marino into a career-worst five interceptions. Ellis recorded his final sack of the season at New England (12/5) while adding four tackles, but his season came to an abrupt end the next week against Philadelphia (12/12) when he fractured the tibia and fibula in his left leg in the first quarter. He underwent surgery that night to have a titanium rod inserted into the leg and was placed on injured reserve on Dec. 15. Following the season, he also underwent surgery on Feb. 10, 2000 to have a bone chip removed from his right wrist.

1998: Ellis finished his rookie campaign leading the team with 22 quarterback pressures and all defensive linemen with 63 tackles. He also closed the year with five tackles for losses, five passes defended and three sacks. Since tackle records began being kept in 1979, Ellis became the first Cowboys rookie to lead all defensive linemen on the team in tackles. This effort earned him All-Rookie honors from *Football News* and *Football Digest*. Against Arizona (9/6), he became the first rookie to start a season opener at defensive end for Dallas since Bob Lilly in 1961. He finished with two tackles and two pressures against the Cardinals. He registered five tackles at Denver (9/13) before totaling three tackles and two pressures at the N.Y. Giants (9/21). He also forced his first career fumble in the fourth quarter and helped limit the Giants to 56 rushing yards. He recorded his first career sack while adding three tackles against Oakland (9/27). He registered a season-high nine tackles and 1.5 sacks against Carolina (10/11) while helping limit the Panthers to 37 rushing yards on 21 carries (1.8 avg.). He had three tackles and helped limit the Bears to 2.5 yards-per-rush at Chicago (10/18). He recorded four tackles and half a sack against the Giants (11/8) before recording two tackles and two pressures while helping limit the Cardinals to 32 rushing yards at Arizona (11/15). Against Minnesota (11/26) on Thanksgiving Day, he led all defensive linemen

with four tackles while adding two pressures and two passes defended. He added six tackles and his first career fumble recovery at New Orleans (12/6). He led all defensive linemen with seven tackles and four pressures against Philadelphia (12/20). In his first postseason action, against Arizona (1/2/99), he led all defensive linemen with eight tackles.

COLLEGE: With 32.5 career sacks, Ellis left North Carolina as the school's all-time sack leader, the same school that produced NFL Hall of Famer Lawrence Taylor. As a senior, Ellis earned All-America honors, was a finalist for the Lombardi Award and an All-ACC selection for the third straight season after collecting 87 tackles, nine sacks and 32 quarterback pressures. As a junior, Ellis was named second-team All-America by *The Sporting News* and first-team All-ACC after closing the season with 62 tackles, a school record 38 pressures and 12.5 sacks, the second most sacks in a season behind Taylor's 16 in 1979. In 1995, Ellis became the first Tar Heel sophomore to be named first-team All-ACC since Reuben Davis in 1985. Ellis was also named honorable mention All-America by UPI while recording 71 tackles and seven sacks. As a back-up defensive end during his redshirt freshman year, Ellis ranked second on the team with four sacks.

PERSONAL: Gregory Lemont Ellis was an all-state selection as a tight end and defensive end at East Wake High School in Wendell, N.C. During his high school career, he intercepted five passes and returned all of them for touchdowns. He also blocked four punts and returned two of them for scores. An outstanding basketball player, Ellis was selected to play in the North Carolina East/West Shrine Game. *The Greensboro News and Observer* voted him the Male High School Athlete of the Year in 1993. Ellis enjoys spending time with the children at Happy Hill Farm and supporting their program that houses and educates abused and neglected children. Annually, he provides season tickets for the children from Happy Hill Farm to attend Cowboys home football games. Ellis has also served as a celebrity model escort for the annual Children's Cancer Fund Fashion Show, provided clothing and toys for needy children during the holidays for The Salvation Army Angel Tree Program, served as honorary chairman for the Crossroads Interfaith Housing Program in 2001 & 2002 and served as a celebrity guest reader for the Cowboys 2001 and 2002 Kick Off To School Reading night events hosted at the club's training camp site. During the 2005 offseason, Ellis served as a guest speaker at the Exxon-Mobile Green Team Program dedication ceremony with Builders of Hope. The program provides paid summer jobs to area high school students while building two affordable homes in the Eagle Ford neighborhood. Ellis received his degree in communications studies at UNC, where he was also a member of the junior varsity basketball team as a sophomore. Ellis's wife, Tangie, was his high school sweetheart. The couple has a daughter, Tyann (11/7/00), and son, Germiah Gregory (5/29/03).

ELLIS'S COWBOYS TOTALS

		DEFENSE										INTERCEPTIONS					FUMBLES REC				
Year	GP-GS	ST	AT	TT	Sks- Yds	Tkl/ Ls	QB Prs	PBU	FF		No	Yds	Avg	Lg	TD	No	Yds	Avg	Lg	TD	
1998 Dallas	16-16	38	25	-	63	3.0(-16)	5(-14)	22	5	1	0	0	0.0	0	0	1	2	2.0	2	0	
1999 Dallas	13-13	40	19	-	59	7.5(-44)	2(-8)	17	3	2	1	87	87.0	87	1	1	98	98.0	98	1	
2000 Dallas	16-16	44	33	-	77	3.0(-30)	7(-16)	13	1	0	0	0	0.0	0	0	2	0	0.0	0	0	
2001 Dallas	16-16	46	37	-	83	6.0(-9)	7(-12)	26	7	4	0	0	0.0	0	0	2	0	0.0	0	0	
2002 Dallas	15-15	48	39	-	87	7.5(-35)	2(-5)	30	5	1	1	0	0.0	0	0	0	0	0.0	0	0	
2003 Dallas	16-16	34	14	-	48	8.0(-57)	4(-9)	19	8	4	0	0	0.0	0	0	0	0	0.0	0	0	
2004 Dallas	16-16	39	24	-	63	9.0(-56)	4(-8)	22	12	1	0	0	0.0	0	0	0	0	0.0	0	0	
Totals	108-108	289	191	-	480	4.0(-247)	31(-70)	149	41	13	2	87	43.5	87	1	6	100	16.7	98	1	
Playoffs																					
1998 Dallas	1-1	2	6	-	8	0.0(0)	0(0)	1	0	0	0	0	0.0	0	0	0	0	0.0	0	0	
2003 Dallas	1-1	4	1	-	5	1.0(0)	1(-1)	0	1	0	0	0	0.0	0	0	0	0	0.0	0	0	
Totals	2-2	6	7	-	13	1.0(0)	1(-1)	1	1	0	0	0	0.0	0	0	0	0	0.0	0	0	

SINGLE-GAME BESTS

Tackles – 11 vs. San Francisco, 9/24/00
QB Pressures – 6 @ Phila., 9/30/01 and @ Phila., 9/22/02
Passes Defended – 3 @ N.Y. Giants, 9/15/03
Sacks – 2.0 eight times, last vs. N.Y. Giants, 10/10/05
Tackles for Losses – 2 three times, last @ N.Y. Giants, 1/4/01

ADDITIONAL STATISTICS

Blocked Kicks – 2000 (1 field goal); 2004 (1 PAT).



JASON FERGUSON

Defensive Tackle

6'3" ★ 310 ★ 11/28/74

Georgia ★ UFA for '05

NFL: 9th Year ★ Cowboys: 1st Year

95

PRO: With the Cowboys looking to incorporate a 3-4 defensive front into the mix in 2005, the need for a true nose tackle was evident. When Jason Ferguson hit the free agent market, the club reacted swiftly to get him signed. With the addition of Ferguson, first round draft picks Demarcus Ware and Marcus Spears along with veterans Greg Ellis and La'Roi Glover, the Cowboys defensive front will take on a whole new look in 2005 regardless of the formation. Ferguson provides Dallas a proven veteran presence next to Pro Bowler Glover on the interior of their defensive front. Ferguson has played over the center at nose tackle and across from the guard at defensive tackle. Despite missing the entire 2001 season after suffering a torn right rotator cuff in training camp, he has proven to be durable, missing only seven of a potential 108 regular season career games – not including the 2001 season – due to injury. He has also improved with age, having posted three of his best four single-season tackle totals and three of his top five single-season sack totals over the past three years – including a 106-tackle, 4.5-sack effort during the 2003 season.

2004: In his final season with the Jets, Ferguson started 15-of-16 games and totaled 60 tackles, 3.5 sacks and a career-high two forced fumbles after moving back to nose tackle from defensive tackle. He recorded two tackles and two pressures at San Diego (9/19) before notching five stops, two pressures and a sack that resulted in a forced fumble at Miami (10/3). He posted three tackles against Buffalo (10/10) then added four stops against San Francisco (10/17) in his 90th career regular season game. He also teamed

with Shaun Ellis to sack 49ers quarterback Tim Rattay on a third quarter, third down play that led to a San Francisco punt. The Jets then scored their first touchdown of the game to begin the march to a come-from-behind victory. Ferguson tallied five tackles, including one for a loss, at New England (10/24), then recorded four stops, two sacks and a pressure in New York's Monday Night Football victory over Miami (11/1). He tallied five tackles with a tackle for a loss at Buffalo (11/7) before posting four stops and a season-high five quarterback pressures in an overtime loss to Baltimore (11/14). The following week at Cleveland (11/21), he totaled five tackles and three pressures. He contributed two stops and a pressure at Arizona (11/28). Ferguson began a late season push at Pittsburgh (12/12) with six tackles, then recorded a season-high seven tackles and a pressure against Seattle. Against New England (12/26), the Jets opened in a 3-4 package, snapping his 46-game consecutive starts streak. He contributed four stops while rotating in against the Patriots. He tallied three tackles and forced an Isaac Bruce fumble in the Jets 32-29 overtime loss at St. Louis (1/2/05) in the regular season finale. In an AFC wild card playoff game at San Diego (1/8/05), Ferguson contributed five tackles, a sack and a pressure in the Jets 20-17 overtime victory. The following week in a 20-17 overtime loss at Pittsburgh (1/15/05) in a divisional playoff game, he totaled seven tackles and sacked quarterback Ben Roethlisberger for a 10-yard loss in the third quarter.

2003: Ferguson started all 16 games at defensive tackle and set a career-high with 106 tackles, tied his career-high with 4.5 sacks, batted down four

passes, forced a fumble and recovered a fumble. He opened the season at Washington (9/4) with five tackles, a tackle for a loss and a fumble recovery. He then totaled five stops against Miami (9/14) and nine tackles and a pass defended at New England (9/21). The following week against Dallas (9/28), he tied for the team lead with eight stops while spitting a sack with John Abraham. Against Buffalo (10/12), Ferguson was named AFC Defensive Player of the Week after tallying nine tackles, a career-high two sacks, a pass deflection and a forced fumble. He turned in seven stops the following week at Houston (10/19) before contributing another seven tackles and half a sack at Philadelphia (10/26). He registered a career-high 10 tackles, including one for a loss at Oakland (11/9). Ferguson registered five stops at Indianapolis (11/16) and eight tackles against Jacksonville (11/23). He kicked off the final month of the season with eight tackles and a sack at Buffalo (12/7) before adding another eight stops and batting down a pass against Pittsburgh (12/14). Against New England (12/20), he posted five tackles to eclipse the 100-tackle plateau for the season – the first time in his career he had surpassed that milestone. He then closed out his career year by totaling four stops and half a sack in the season finale at Miami (12/28).

2002: After missing the 2001 season following rotator cuff surgery, Ferguson returned to the playing field in 2002 and started 18 games (including playoffs) at nose tackle. He finished the season with 79 tackles (a then career-high), three sacks and three batted passes. In New York's season opening overtime victory at Buffalo (9/8), he registered eight tackles and 1.5 sacks – both occurring in the second half. He then posted six stops against New England (9/15) before totaling a season-high nine tackles and half a sack at Miami (9/22). He tallied six tackles – including his 200th career stop – and a tackle for a loss at Jacksonville (9/29). He contributed five tackles against Miami (11/10) and five stops and his third sack of the season at Oakland (12/2). Against Denver (12/8), he recorded six tackles, then registered eight stops and a pass deflection in the Jets division clinching victory over Green Bay (12/29). In New York's AFC Wild Card Playoff Game against Indianapolis (1/4/03), Ferguson contributed two tackles. The following week in a divisional playoff game loss at Oakland (1/12/03), he totaled three tackles – including one behind the line of scrimmage.

2001: During a training camp practice on July 30, Ferguson tore his right rotator cuff and required surgery to repair the damage. He was placed on injured reserve Sept. 3 and missed the entire season while rehabilitating his shoulder.

2000: Ferguson totaled 45 tackles, a sack and a pass defended while starting 11 of the 15 games in which he played. The only game he missed during the season was against Pittsburgh (10/8) due to a sprained ankle. He started the four games prior to his injury and the seven games after returning before being replaced in the starting lineup for the final month of the season. He recorded his lone sack of the season at New England (10/15) in his return to action following his ankle injury. Three weeks later against Denver (11/5), Ferguson tallied a season-high eight tackles. Late in the season, he registered seven stops against Detroit (12/17).

1999: Ferguson played and started nine games at nose tackle in the Jets 3-4 defensive scheme and contributed 33 tackles, two forced fumbles and a sack. He started the season opener against New England (9/12) and totaled six tackles before injuring his right ankle in the third quarter. He missed the next three games due to the ankle injury, but returned to the field against Jacksonville (10/11) in a Monday Night Football tilt to post two tackles and force a fumble. He recorded five stops and forced a fumble at Oakland (10/24) before totaling four tackles against Buffalo (12/21). After missing four games due to a league imposed suspension, Ferguson returned to the starting lineup at Miami (12/27).

1998: Following a strong rookie campaign, Ferguson avoided a sophomore jinx by totaling 63 tackles (third highest total of his career), four sacks, a pass deflection and a forced fumble. He opened the season with a bang, registering five stops and blocking an extra point at San Francisco (9/6). He posted a team-high nine tackles against Baltimore (9/13) before totaling four stops and his first sack of the season against Atlanta (10/25). During the Jets six-game winning streak to end the regular season, he tallied seven tackles and 1.5 sacks at Tennessee (11/22) to begin the stretch, four stops and half a sack against Carolina (11/29) and two tackles and a sack at Miami (12/13). After a first round bye, Ferguson posted a team leading seven tackles in the Jets AFC Divisional Playoff Game against Jacksonville (1/10/99). He was held without a tackle in the AFC Championship Game at Denver (1/17/99) the following week.

1997: After being drafted in the seventh round (229th overall) of the NFL Draft, Ferguson saw action in 13 games as a rookie and recorded 32 tackles and a career-high 4.5 sacks. He was inactive for the first two games of the season, but made his professional debut at New England (9/14) and posted two tackles. He registered his first career sack against New England (10/19) a month later while contributing four tackles. He again tallied four stops and a sack at Miami (11/9) before suffering a bruised left shoulder on the second half kickoff against Minnesota (11/23) and not returning to action. He missed the game at Buffalo (11/30) due to the shoulder injury, but returned to the field against Indianapolis (12/7) and contributed four tackles. Against Tampa Bay (12/14), he totaled three tackles and a sack after being forced into full-time duty due to the season ending injury of Ernie Logan. Ferguson made his first career start in the season finale at Detroit (12/21) and totaled four tackles.

COLLEGE: Ferguson was a first-team All-Southeastern Conference selection by *The Football News* after recording 81 tackles, nine sacks and five tackles for losses as a senior. His nine sacks ranked as the ninth best total in Georgia history at the time of his departure. After transferring from Itawamba, Miss., Junior College prior to his junior season, he stepped right into the Bulldogs starting lineup and totaled 69 stops, five tackles for losses and two sacks. He wrapped up his first season in Georgia by posting six tackles and a fumble recovery (which he returned for a touchdown) against Virginia in the Peach Bowl. He was a two-time all-area and all-state selection at Itawamba, where he posted 88 tackles and 2.5 sacks.

PERSONAL: Ferguson was a two-time all-North Mississippi and three-time all-district selection at Nettleton, Miss., High School, where he tallied 117 tackles, 15 forced fumbles, 11 sacks and two interceptions as a senior defensive tackle. He was also the center for the Nettleton basketball team and a shot putter for the track team. While with the Jets, "Fergie" visited James Dever School in Valley Stream, N.Y., as part of the Jets

Readers Club program. He also participated in the club's Football Fanfare/Kid Reporter of the Week Program with *The Star Ledger* by being interviewed by a kid reporter following New York's Oct. 12, 2003 game against Buffalo. During the 2003 holiday season, he provided Toys R Us gift cards to area children. Ferguson and his wife, Gena, have a son, Jason, Jr.

FERGUSON'S NFL TOTALS

		DEFENSE								INTERCEPTIONS				FUMBLES REC			
Year	GP-GS	ST	AT	TT	Sks-Yds	Tkl/Ls	QB Prs	PBU	FF	No Yds	Avg	Lg	TD	No Yds	Avg	Lg	TD
1997 N.Y. Jets	13-1	24	8	32	4.5(-35)	-	-	0	0	0	0	0	0	0	0	0	0
1998 N.Y. Jets	16-16	42	21	63	4.0(-25)	-	-	1	1	0	0	0	0	0	0	0	0
1999 N.Y. Jets	9-9	23	10	33	1.0(-4)	-	-	0	2	0	0	0	0	0	0	0	0
2000 N.Y. Jets	15-11	34	11	45	1.0(0)	-	-	1	0	0	0	0	0	0	0	0	0
2001 N.Y. Jets	0-0	Reserve/Injured								-	-	3	0	0	0	0	0
2002 N.Y. Jets	16-16	49	30	79	3.0(-30)	-	-	4	0	0	0	0	0	0	0	0	0
2003 N.Y. Jets	16-16	68	38	106	4.5(-45)	-	-	4	1	0	0	0	0	1	0	0	0
2004 N.Y. Jets	16-15	40	20	60	3.5(-28)	-	-	0	2	0	0	0	0	0	0	0	0
Totals	101-84	280	138	418	21.5(-167)	-	-	9	6	0	0	0.0	0	1	0	0.0	0
Playoffs																	
1998 N.Y. Jets	2-2	4	3	7	0.0(0)	-	-	1	0	0	0	0	0	0	0	0	0
2001 N.Y. Jets	0-0	Reserve/Injured								-	-	0	0	0	0	0	0
2002 N.Y. Jets	2-2	4	1	5	0.0(0)	-	-	0	0	0	0	0	0	0	0	0	0
2004 N.Y. Jets	2-2	8	4	12	2.0(-16)	-	-	0	0	0	0	0	0	0	0	0	0
Totals	6-6	16	8	24	2.0(-16)	-	-	1	0	0	0	0.0	0	0	0	0.0	0

ADDITIONAL STATISTICS

Blocked Kicks - 1998 (1 PAT)

SINGLE-GAME BESTS

Tackles - 10 @ Oakland, 11/9/03
 Playoffs - 7 vs. Jacksonville, 1/10/99 and @ Pittsburgh, 1/15/05
Sacks - 2.0 vs. Buffalo, 10/12/03
 Playoffs - 1.0 @ San Diego, 1/8/05 and @ Pittsburgh, 1/15/05



RYAN FOWLER

Linebacker

6'3" ★ 250 ★ 5/20/82

Duke ★ FA for '04

NFL: 2nd Year ★ Cowboys: 2nd Year

55

PRO: A smart, versatile player, Ryan Fowler gives Dallas depth at linebacker and a solid special teams player. He spent most of his rookie season on the sidelines but will be looking to take the next step as a full-time contributor this fall. After finishing his career at Duke second on the school's career tackles for a loss list (47.5), third on the career tackles list (495) and sixth on the career sacks list (12.5), Fowler took full advantage of his limited playing time last season to shine on special teams. More of that will be expected during his sophomore campaign.

2004: Fowler originally signed with the Cowboys April 30 as a rookie free agent but was released a month later when he failed a physical after injuring his back in offseason workouts. He re-signed with Dallas Aug. 2 but was released Sept. 5. He immediately signed to the Cowboys practice squad, where he spent the first five weeks of the season. On Oct. 15, he was signed to the active roster but was inactive for the next 10 games. He saw his first NFL action on special teams against Washington (12/26). In the season finale at the N.Y. Giants (1/2/05), he led the team with two

special teams tackles and forced a fumble covering the Cowboys final kickoff (Giants recovered). The Giants, who came into the game with a league-best 25.1-yard average on kickoff returns, were limited to a 16.0-yard average on five returns.

COLLEGE: As two-time team captain, Fowler became just the second player in Duke history to lead the team in tackles for three consecutive years. He finished his career second on the school's career tackles for a loss list (47.5), third on the career tackles list (495) and sixth on the career sacks list (12.5). He registered 136 tackles and eight double-digit tackle games - including a career-high 20 at Clemson - as a senior, earning second-team All-ACC honors. As a junior, Fowler earned honorable mention All-ACC and Academic All-ACC honors after leading Duke with a career-high 145 tackles. Fowler led the Blue Devils in tackles (127) and sacks (three) and tied for the team lead in tackles for losses (seven) as a sophomore, posting seven double-digit tackle games - including a 17-tackle performance against Georgia Tech to earn ACC Player

of the Week honors. Fowler earned Freshman All-America honors from *The Sporting News* and was named Duke's Most outstanding Linebacker as a true freshman after leading the Blue Devils with 87 tackles. He also led the team in tackles for a loss (13) and sacks (seven) – the fourth best single-season sack total in school history.

PERSONAL: Fowler was a three-year letterman at Seminole High School in Redington Shores, Fla., playing quarterback, running back and linebacker. As a senior, he captained a team that went 8-2 and made an appearance in the state playoffs. The sociology major was also the Florida state champion in the discus as a junior for the Seminole track and field team. As a rookie last fall, he was part of the Cowboys 2004 Rookie Club – a program designed to introduce rookie

team members to community service in the Dallas area. He and his fellow rookie teammates participated in visits to various non-profit organizations serving children and adults, including the NFL Play It Smart program at Dallas's Lincoln High School, ChildCareGroup, NFL United Way Hometown Huddle and The Salvation Army. He also participated in The Salvation Army Angel Tree program – donating Christmas gifts for underprivileged children. During the 2005 offseason, Fowler attended the Taste of the NFL: The Ultimate Dallas Cowboys Tailgate Party hosted by teammate La'Roi Glover and Abacus restaurant benefiting The North Texas Food Bank and also attended the Cowboys annual NFL Draft Day party in appreciation for the Cowboys loyal fans. He and his wife, Stacy, were married Feb. 26, 2005.

FOWLER'S COWBOYS TOTALS

SPECIAL TEAMS

Year Team	Solo	Asst	Tot	FF	FR	BP	BFG	BXP
2004 Dallas	2	0	-2	1	0	0	0	0



LANCE FRAZIER

Cornerback

5'10" ★ 192 ★ 2/23/81

West Virginia ★ FA for '04

NFL: 2nd Year ★ Cowboys: 2nd Year

30

PRO: An opportunistic and eager young talent, Lance Frazier made the most of the Cowboys injury problems at right cornerback in 2004 as he rose from the ranks of Baltimore Ravens practice squad player to starting cornerback for the Cowboys. Initially signed as an undrafted rookie free agent by Baltimore, Frazier was released by the Ravens on the last day of camp and signed to the club's practice squad. As the injury misfortune in the Cowboys secondary depleted the team's depth in the early weeks of the season, Frazier was signed away from Baltimore by Dallas on Oct. 12. Within weeks, he was thrown into the fire of a starting role and responded with poise and production. A smart player who has excellent speed and quickness, Frazier proved he has the athletic ability to play corner in the NFL. He started more games at right corner (eight) in 2004 than any other Dallas player while leading the team in punt returns with 24 for 230 yards (9.6 avg.). His speed and talent as a returner will also increase his opportunities for playing time this fall. As the Cowboys bolstered their ranks at the corner position in the 2005 offseason, Frazier will battle for playing time in a secondary that will be deeper and more experienced.

2004: Frazier originally signed with the Ravens as a rookie free agent and posted 10 tackles and two pass deflections in preseason action. He was waived by Baltimore on the final cut-down date (Sept. 5) and immediately signed to their practice squad, where he spent the first five weeks of the season. He was then signed by Dallas on Oct. 12. He became the fifth different Cowboys player to start at right corner in 2004, holding that job for eight of the Cowboys final nine games. Frazier also made an impression by finishing the year fifth in the NFC and 11th in the NFL with a 9.6-

yard punt return average on 25 returns. Immediately after signing with Dallas, Frazier saw his first splash of NFL action in the loss to Pittsburgh (10/17) by working in the slot in some nickel and dime packages. The following week at Green Bay (10/24), he returned his first career punt nine yards to the Green Bay 41-yard line to set up a Dallas touchdown. Two games into his Dallas tenure, he was forced into the regular mix in the secondary against Detroit (10/31) after starter Tyrone Williams was injured in the first quarter. Frazier responded with an outstanding performance, coming up with his first career interception at a critical point in the game when he stepped in front of Joey Harrington's final pass attempt of the day with 1:49 remaining to seal the 31-21 win for Dallas. Earlier in the game, Frazier recorded a 55-yard punt return to set up Dallas at the Lions 28-yard line in the second quarter. It was the longest punt return by a Cowboy since Joey Galloway took one back 71 yards against Philadelphia on Dec. 21, 2002. Frazier earned his first NFL start the following week at Cincinnati (11/7) and had eight tackles. He moved into the full-time starting spot on Thanksgiving Day against Chicago (11/25), and in that victory, he returned a season-high five punts for 37 yards, including his second longest effort of the year (a 22-yarder). He tallied three stops in the Cowboys come-from-behind, Monday night victory at Seattle (12/6). In the loss to New Orleans (12/12), Frazier intercepted his second pass of the year – thwarting a second quarter Saints scoring opportunity in the end zone. He also knocked down a pass and had four tackles in the loss to the Saints. He added another four stops and a 15-yard punt return at Philadelphia (12/19). In the win over Washington (12/26), Frazier tied for sec-

and on the team with seven tackles while contributing three punt returns for 20 yards (6.7 avg.). He added another five tackles and knocked down a pass in the season ending loss at the N.Y. Giants (1/2/05).

COLLEGE: A three-year starter at cornerback at West Virginia, Frazier honed his pass coverage skills against the high powered passing attacks of Big East teams such as Miami and Pittsburgh. As a team captain in 2003, he wrapped up his final collegiate season with 61 tackles, 13 passes defended, five tackles for losses, five interceptions, four forced fumbles and two fumble recoveries. He also returned 12 punts for 282 yards (23.5 avg.) and a touchdown. As a junior, he tallied 49 tackles, eight passes defended and two tackles for losses while contributing 30 punt returns for 208 yards (6.9 avg.). He was awarded the Whitey Gwynne Award from the coaching staff for unsung contributions. As a rotating starter at right cornerback as a sophomore, Frazier contributed 49 stops, seven pass deflections, three forced fumbles, a tackle for a loss and a sack. He also returned 20 punts for 161 yards (8.1 avg.). As a redshirt freshman in 2000, Frazier recorded 27 tackles, nine pass break ups and

two interceptions. Frazier was redshirted as a freshman in 1999.

PERSONAL: Elance Antonio Frazier was a three-year starter at wingback and cornerback for Spanish River High School in Delray Beach, Fla., producing 1,550 yards and 15 touchdowns on the ground, 26 receptions for 700 yards and 100 tackles and 10 interceptions during his prep career. He earned all-county and all-area honors as a senior, as well as selection to the PrepStar all-region team. He was also a member of the Spanish River track team. The physical education major, with a specialization in athletic coaching, was a member of the Athletic Director's Academic Honor Roll at West Virginia. He was also the recipient of the Selden S. Stone endowed scholarship. As a rookie last fall, he was part of the Cowboys 2004 Rookie Club – a program designed to introduce rookie team members to community service in the Dallas area. He and his fellow rookie teammates participated in visits to various non-profit organizations serving children and adults, including the NFL Play It Smart program at Dallas's Lincoln High School, ChildCareGroup, NFL United Way Hometown Huddle and The Salvation Army.

FRAZIER'S COWBOYS TOTALS

		DEFENSE									INTERCEPTIONS				FUMBLES REC			
Year Team	GP-GS	ST	AT	TT	Sks-Yds	Tkl/Ls	QB Prs	PBU	FF	No Yds	Avg	Lg	TD	No Yds	Avg	Lg	TD	
2004 Dallas	12-8	33	5	38	0.0(0)	0(0)	0	4	0	2	2	1.0	2	0	1	0	0.0	0

		PUNT RETURNS					ADDITIONAL STATISTICS	
Year Team		No	Yds	Avg	FC	Long	TD	Fumbles (fumbles/lost)
2004 Dallas		24	229	9.5	9	55	0	2004 (2/1)



AARON GLENN

Cornerback

5'9" ★ 185 ★ 7/16/72

Texas A&M ★ FA for '05

NFL: 12th Year ★ Cowboys: 1st Year

26

PRO: When Aaron Glenn signed with the Dallas Cowboys on April 27, he not only reunited with Coach Bill Parcells, but he provided the Cowboys with veteran depth at cornerback – something they have lacked for several years. Glenn is an instinctive, athletic corner that has started 163-of-164 career games and has been selected to three Pro Bowls during his career – twice with the N.Y. Jets (1997, 1998) and once with the Texans (2002). His selection with Houston made him – along with teammate Gary Walker – the first expansion Pro Bowlers since the 1970 NFL-AFL merger. Glenn also brings the potential of a big play every time he is on the field. During his career, he has seven returns for touchdowns – five on interceptions, one on a kickoff and one on a missed field goal, which went down in Jets history as the longest return for a touchdown (104 yards). In Dallas, Glenn will move into a reserve capacity, working as the third corner and marking the first time in his 11-year NFL career he was not listed as a starter. He began his professional career when he was drafted by the N.Y. Jets with the 12th overall selection in the 1994 NFL Draft. In 2002, he was selected by the Houston Texans with the third pick in the NFL Expansion Draft.

2004: Glenn started all 16 games at left corner and recorded 59 tackles, 11 passes defended and five interceptions while returning four punts for 22 yards. In the Texans Week Two matchup at Detroit (9/19), he registered two stops and picked off a Joey Harrington pass. He tallied five tackles the following week at Kansas City (9/26) and matched that total against Oakland (10/3). Glenn recorded a season-high eight tackles in Houston's overtime loss to Minnesota (10/10), then picked off his second pass of the season at Tennessee (10/17) when he stepped in front of Steve McNair's first pass attempt of the game. He registered three stops at Denver (11/7), then recorded an interception at Indianapolis (11/14) while helping hold Marvin Harrison to two catches. His theft against the Colts led to the Texans first touchdown of the game. Against Green Bay (11/21), Glenn tallied four tackles and picked off a pass. He posted three stops in a rematch against Tennessee (11/28), then recorded seven tackles at the N.Y. Jets (12/5) in his first trip back to the Meadowlands. He collected two tackles and knocked away five passes at Chicago (12/19), including picking off his fifth pass of the season on a fake field goal attempt. He also

returned a punt 18 yards against the Bears. After tallying two tackles at Jacksonville (12/26), he closed the season with five stops against Cleveland (1/2/05).

2003: In his second season with the Texans, Glenn totaled 29 tackles, 16 pass deflections and an interception while starting all 11 games he played – missing two in the middle of the season due to a groin injury and the final three games of the season after being placed on injured reserve with a groin injury. Following the season, he was voted the recipient of the Ed Block Courage Award by his teammates. He opened the season with seven tackles and two pass deflections at Miami (9/7), then posted four stops and two batted passes at New Orleans (9/14). He tallied three tackles against Kansas City (9/21) before leaving the game against Jacksonville (9/28) after just eight plays with a groin strain. He missed the remainder of the Jaguars game and games at Tennessee (10/12) and against the N.Y. Jets (10/19) due to the injury. He returned to the playing field at Indianapolis (10/26) and recorded a tackle and a pass deflection. The following week against Carolina (11/2), he picked off his only pass of the season when he stepped in front of a Jake Delhomme pass. Glenn registered three stops and two pass deflections at Cincinnati (11/9) before finishing with three tackles and three passes defended at Buffalo (11/16). The following week against eventual Super Bowl champion New England (11/23), he collected two tackles and knocked away two passes. In the rematch at Jacksonville (12/7), he totaled four tackles before leaving the game in the second half with a groin injury. He was placed on injured reserve three days later (Dec. 10) due to the injury and missed the final three games of the season.

2002: After being selected by the Texans with the third pick in the 2002 NFL Expansion Draft, Glenn put together a career year that resulted in his third Pro Bowl selection, first-team All-Pro honors from *The Sporting News* and *College & Pro Football Newsweekly*, second-team All-Pro honors from *Football Digest* and first-team All-AFC honors from *Pro Football Weekly*. He finished the season with a career-high 72 tackles, 16 passes defended (second best of career) and five interceptions (tying second best of career), which he returned for a career-best 181 yards and two touchdowns. He opened the season with four tackles and an interception that set up a Houston field goal drive against Dallas (9/8) in the franchise's first game. He posted a single tackle and another interception the following week at San Diego (9/15), marking the fourth time in his career he has picked off passes in consecutive games. He then posted six stops and a pass deflection against Indianapolis (9/22). He registered eight tackles at Philadelphia (9/29) before posting five stops and two pass deflections against Buffalo (10/13). At Jacksonville (10/27), he recorded two tackles and took a lateral on a punt return from Jabar Gaffney and raced 47 yards to set up Kris Brown's 45-yard game-winning field goal. The following week against Cincinnati (11/3), he tied a career-high with nine tackles. He registered four stops and picked off a pass at Tennessee (11/10), then picked up his first career sack when he dropped Mark Brunell for a 10-yard loss against Jacksonville (11/17). He tallied six tackles against the N.Y. Giants (11/24) before turning in one of the NFL's best single-game performances

of 2002 at Pittsburgh (12/8). Against the Steelers, Glenn recorded eight tackles and picked off two passes, both of which he returned for touchdowns – one in the first quarter to give the Texans a 14-0 lead and the other late in the fourth period to secure the victory. His performance earned him his first career AFC Defensive Player of the Week honor. He came back the next week against Baltimore (12/15) to post three stops and knock away two passes. He then closed out the season by collecting three tackles and breaking up two passes at Washington (12/22) and contributing two stops against Tennessee (12/29). His career year came to an end when he started and tallied three tackles in the AFC's 45-20 Pro Bowl win.

2001: In his final season with the N.Y. Jets, Glenn started 12 of the 13 games he played, marking the first time in his career he did not start a game in which he played. Despite missing three games with a sprained knee, he recorded 39 tackles, 13 pass deflections, a team-high five interceptions and a fumble recovery. He opened the season by recording seven tackles against Indianapolis (9/9), then posted three stops and his 20th career interception at New England (9/23). He picked off a pass at Buffalo (10/7) before totaling five tackles and a pass defended against Miami (10/14). Two weeks later at Carolina (10/28), he tallied two tackles, three pass deflections and an interception, which he returned 22 yards to set up John Hall's 34-yard game-winning field goal. He picked off a pass and forced a fumble at New Orleans (11/4), then opened the scoring for the Jets at Miami (11/18) when he picked off a first quarter pass and returned the theft 60 yards for a touchdown. The theft marked the 24th interception of his career and tied him for third on the Jets all-time interception list. He suffered a sprained knee early in the second quarter against New England (12/2) and missed the remainder of the game, as well as the next three contests. He returned to the playing field against Buffalo (12/30) as a nickel back, missing the first start of his NFL career. He returned to the starting lineup the following week at Oakland (1/6/02), posting a season-high 10 tackles. He then tallied five tackles in New York's wild card playoff loss to Oakland (1/12/02).

2000: Glenn recorded 37 tackles, 14 passes defended and four interceptions while starting all 16 games for the Jets and was named first alternate to the AFC Pro Bowl squad. He picked off his first pass of the season at Tampa Bay (9/24), then recorded a season-high seven tackles against Pittsburgh (10/8). At Indianapolis (11/12), he helped hold Harrison to four catches for 34 yards. Glenn returned an interception at Oakland (12/11) 34 yards before closing the year by picking off his fourth pass of the season at Baltimore (12/24).

1999: Glenn started all 16 games at left cornerback and contributed 47 tackles, 12 pass deflections, three interceptions and a fumble recovery while averaging 22.3 yards on 27 kickoff returns (601 yards). He opened the season against New England (9/12) by recording five tackles and three kickoff returns for 96 yards (32.0 avg.). He accumulated three stops and recovered a fumble at Buffalo (9/19) before picking off a fourth quarter pass at Denver (10/2) to set up the game-winning touchdown for the Jets. He then held Harrison to a season-low 40 receiving yards on

six receptions against Indianapolis (10/17). He registered a season-high seven tackles and an interception at Oakland (10/24) before posting two tackles, two pass deflections and an interception at Miami (12/27). In the Jets season-ending win against Seattle (1/2/00), he held Seahawks receiver Joey Galloway to one catch.

1998: Glenn earned his second consecutive Pro Bowl selection after registering 48 tackles, 11 passes defended and a career-high six interceptions. He also returned 24 kickoffs for 585 yards (24.4 avg.). He led the team with eight tackles while recording his first interception of the season against Baltimore (9/13). He posted four stops and an interception in the end zone at New England (10/19), then picked off his third pass of the season against Atlanta (10/25). At Kansas City (11/1), Glenn returned a kickoff 62 yards, and two plays later, Vinny Testaverde hit Kyle Brady with the game-tying touchdown. At Indianapolis (11/15), he tallied a team-high nine tackles, three pass deflections and an interception while earning AFC Special Teams Player of the Week honors after returning a missed field goal 104-yards for a touchdown. His return marked the longest play in Jets history. He picked off his fifth pass of the season and posted two tackles against Carolina (11/29). The following week against Seattle (12/6), he injured his right ankle while intercepting a pass and did not return to action. His ankle injury forced him to miss the remaining three games of the regular season. He returned to action in a divisional play-off game against Jacksonville (1/10/99) as the Jets nickel back and posted a single tackle. He then collected two stops in the AFC Championship Game at Denver (1/17/99).

1997: After recording 65 tackles, 12 pass deflections and an interception, Glenn earned his first Pro Bowl selection and became the first Jet to earn a starting nod in the all-star game. He also finished the season first in the AFC, second in the NFL, with a 26.5-yard average and a touchdown on 28 kickoff returns (741 yards). He started the season with a bang, returning a kickoff 96 yards for a score while adding five tackles and two passes defended against Buffalo (9/7). His touchdown return marked the first return for a score by a Jet since Bobby Humphrey accomplished the feat at Cincinnati on Dec. 21, 1986 – a span of almost 11 years. Glenn recorded his lone interception of the season at Indianapolis (10/5).

1996: Glenn started all 16 games at left corner and recorded 48 tackles, 14 passes defended and four interceptions – two of which he returned for touchdowns. At Miami (9/15), he stepped in front of a Marino fourth-and-goal pass and returned it a then club record 100 yards for a touchdown. He posted six tackles, three pass deflections and an interception against New England (11/10). He was forced to leave the rematch against New England (12/8) with bruised ribs, but returned to the playing field the next week against Philadelphia (12/14) to pick off a pass and return it 13 yards for a touchdown.

1995: Glenn amassed 63 tackles, a career-high 17 pass deflections, an interception, a forced fumble and a fumble recovery while starting all 16

games for the Jets. He tallied a season-high nine stops and broke up two passes against Miami (10/22), then recorded his first career interception against Seattle (11/26) when he stepped in front of a Rick Mirer pass in the first quarter.

1994: After being selected with the 12th overall pick by the Jets in the NFL Draft, Glenn started 15 games at left corner and totaled 69 tackles, 13 passes defended and two forced fumbles to earn All-Rookie honors from *Football News* and *College & Pro Football Newsweekly*. He also ranked ninth in the AFC in kickoff return average (21.6). His only missed start of the season came at Green Bay (11/13) when he was suffering from turf toe. He racked up a career-high 10 tackles against San Diego (12/18). In order to draft Glenn, the Jets traded first (13th overall) and fifth-round draft choices to New Orleans to move up to the 12th overall position.

COLLEGE: Glenn was a two-time All-America and All-Southwest Conference selection for Texas A&M, where he starred in the defensive backfield and as a punt returner. Upon graduating, he held Aggie school records for passes defended in a season (20), single-season punt return average (19.9) and most punt return yards in a single game (131). He earned first-team All-America honors and was a consensus All-SWC pick as a senior after recording 27 tackles, 13 pass deflections, three interceptions and a forced fumble. He also led the nation in punt return average (19.9), which broke the school record of 16.1 set in 1951. As a junior, he earned second-team All-America, first-team All-SWC and SWC Newcomer of the Year honors after posting four tackles, six interceptions and a tackle for loss. He also set a conference and school record with 20 pass break-ups. During the season, he put together a streak of eight consecutive games without allowing a pass reception. Glenn transferred to Texas A&M from Navarro, Texas, Junior College, where he earned All-America and All-Conference honors as a sophomore after recording 60 tackles, 15 pass deflections and two interceptions despite being thrown at only 15 times.

PERSONAL: As a senior at Nimitz High School in Humble, Texas, Glenn rushed for over 1,000 yards, chalked up over 200 yards receiving and picked off seven passes to earn all-state and all-district honors. The Kinesiology major also lettered in basketball and track for Nimitz. Glenn has established the Aaron Glenn Foundation, which hosts the Red Hot and Jazzy Gala and Tee It Up Golf Tournament to award scholarships to minority students at Texas A&M and Candelighters. He was the Texans 2002 NFL spokesman for the United Way of Texas Gulf Coast, and he has participated in the NFL/United Way Hometown Huddle and modeled in the Texans Style Show to benefit Family Services of Houston and the Houston Texans Foundation. He has also formed a partnership with the Williams Chicken franchise. Glenn was named the Texans Player of the Year in 2002 by the Houston Quarterback Club and Foley's Texans Player of the Year as voted on by fans. Glenn, the seventh of 11 children, and his wife, Devaney, have a son, Aaron II, and two daughters, Tristen and Rheagan.

A. GLENN'S NFL TOTALS

		DEFENSE									INTERCEPTIONS				FUMBLES REC				
Year	GP-GS	ST	AT	TT	Sks-Yds	Tkl/Ls	QB Prs	PBU	FF	No	Yds	Avg	Lg	TD	No	Yds	Avg	Lg	TD
1994 N.Y. Jets	15-15	56	13	-	69	0.0(0)	-	-	13	2	0	0	0.0	0	0	0	0.0	0	0
1995 N.Y. Jets	16-16	43	20	-	63	0.0(0)	-	-	17	1	1	17	17.0	0	1	0	0.0	0	0
1996 N.Y. Jets	16-16	43	6	-	49	0.0(0)	-	-	14	2	4	113	28.2	2	0	0	0.0	0	0
1997 N.Y. Jets	16-16	54	11	-	65	0.0(0)	-	-	12	0	1	5	5.0	0	0	0	0.0	0	0
1998 N.Y. Jets	13-13	47	1	-	48	0.0(0)	-	-	11	0	6	23	3.8	0	0	0	0.0	0	0
1999 N.Y. Jets	16-16	47	5	-	52	0.0(0)	-	-	12	0	3	20	6.7	0	1	0	0.0	0	0
2000 N.Y. Jets	16-16	29	8	-	37	0.0(0)	-	-	14	0	4	34	8.5	0	0	0	0.0	0	0
2001 N.Y. Jets	13-12	26	13	-	39	0.0(0)	-	-	13	0	5	82	16.4	1	1	0	0.0	0	0
2002 Houston	16-16	45	27	-	72	1.0(-10)	-	-	16	0	5	181	36.2	2	0	0	0.0	0	0
2003 Houston	11-11	23	6	-	29	0.0(0)	-	-	16	0	1	0	0.0	0	0	0	0.0	0	0
2004 Houston	16-16	49	10	-	59	0.0(0)	-	-	11	0	5	40	8.0	0	0	0	0.0	0	0
Totals	164-163	462	120	-	582	1.0(-10)	-	-	149	5	35	515	14.7	2	0	3	0	0.0	0
Playoffs																			
1998 N.Y. Jets	2-0	3	0	-	3	0.0(0)	-	-	0	0	0	0	0.0	0	0	0	0.0	0	0
2001 N.Y. Jets	1-1	2	3	-	5	0.0(0)	-	-	0	0	0	0	0.0	0	0	0	0.0	0	0
Totals	3-1	5	3	-	8	0.0(0)	-	-	0	0	0	0	0.0	0	0	0	0.0	0	0

	KICKOFF RETURNS					
Year Team	No	Yds	Avg	FC	Long	TD
1994 N.Y. Jets.....	27	582	21.6	—	45	0
1995 N.Y. Jets.....	1	12	12.0	—	12	0
1996 N.Y. Jets.....	1	6	6.0	—	6	0
1997 N.Y. Jets.....	28	741	26.5	—	961	1
1998 N.Y. Jets.....	24	585	24.4	—	62	0
1999 N.Y. Jets.....	27	601	22.3	—	50	0
2000 N.Y. Jets.....	3	51	17.0	—	22	0
Totals.....	111	2,578	23.2	—	961	1

GLENN'S SEVEN TOUCHDOWNS

100-yard INT at Miami, 9/15/96
 13-yard INT vs. Philadelphia, 12/14/96
 96-yard kickoff vs. Buffalo, 9/7/97
 104-yard missed field goal vs. Indianapolis, 11/15/98
 60-yard INT at Miami, 11/18/01
 70-yard INT at Pittsburgh, 12/8/02
 65-yard INT at Pittsburgh, 12/8/02

ADDITIONAL STATISTICS

Punt Returns - 2004 (4 for 22 yards).

SINGLE-GAME BESTS

Total Tackles - 10 vs. San Diego, 12/18/94 and @ Oakland, 1/6/02
Interceptions - 2 at Pittsburgh, 12/8/02
Interception Return Yards - 135 at Pittsburgh, 12/8/02
Kickoff Return Yards - 96 vs. Buffalo, 9/7/97
Touchdowns - 2 at Pittsburgh, 12/8/02



TERRY GLENN

Wide Receiver

5'11" ★ 195 ★ 7/23/74

Ohio State ★ Trade (Green Bay) for '03

NFL: 10th Year ★ Cowboys: 3rd Year

83

PRO: An explosive and fluid athlete, Terry Glenn provided an immediate impact on the 2003 Dallas offense - leading the team in receiving yards and touchdown receptions. His second season in Dallas was headed in the same direction until a sprained foot sidelined him for the season. This season he is reunited with Drew Bledsoe, the quarterback he teamed up with for six years in New England, and will be counted on to become the Cowboys' deep threat in the passing game. Glenn arrived in Dallas after being acquired from the Green Bay Packers for a sixth-round choice (traded to San Francisco - Andy Lee) on Feb. 28, 2003. The trade reunited Glenn with Bill Parcells, New England's head coach when the Patriots drafted Glenn in the first round (seventh overall) in the 1996 NFL Draft. After being drafted by the Patriots, Glenn earned All-Rookie honors after catching an NFL rookie record 90 passes. He finished his career in New England fifth on the club's all-time receptions list and fourth on the all-time receiving yards list.

During his nine-year career, he has amassed 461 receptions for 6,640 yards and 31 touchdowns and has notched 17 100-yard receiving games - including six contests of 140 yards-or-more. With veteran Keyshawn Johnson lining up opposite Glenn, the Cowboys boast a starting receiver duo that has a combined 1,134 receptions for 15,557 yards and 85 touchdowns.

2004: Glenn was off to another impressive start - averaging a career-high 16.7 yards-per-catch - when he suffered a sprained right foot at Green Bay (10/24) that required season-ending surgery and landed him on the injured reserve list. Up to the point of his injury, he had a team-high 400 receiving yards and two touchdowns on 24 catches. He opened the season at Minnesota (9/12) in strong fashion, catching five passes for 84 yards, including a diving 32-yard touchdown grab just before the first half expired. The following week against Cleveland (9/19), he led the team with six receptions for 90 yards, including a

game-long 37-yarder at the two-minute warning of the fourth quarter that allowed Dallas to run the clock down to 22 seconds in the 19-12 victory. He tied for the team lead with three catches for 56 yards and a touchdown at Washington (9/27). His scoring catch against the Redskins was a diving grab at the back of the end zone on a halfback pass from Richie Anderson. Glenn also drew a pass interference penalty against Washington in the end zone to set up another Cowboys touchdown. He recorded a season-high seven receptions for a season-high 140 yards, the sixth best receiving yardage day of his career, against Pittsburgh (10/17). At Green Bay (10/24) he posted a six-yard catch and threw an incomplete in the end zone on a wide receiver pass before suffering a sprained right foot late in the first quarter. He did not return to action and was placed on injured reserve six days later (Oct. 30), missing the remainder of the season.

2003: After being acquired by the Cowboys in an offseason trade with Green Bay, Glenn led the team in receiving yards (754) while finishing second on the team in receptions (52) – the sixth 50-reception season of his career. He also tied for the club lead in touchdowns with five, and 37 of his 52 catches picked up a first down, including a team-high tying 11 on third down. Glenn was one of the Cowboys offensive heroes in the win at the N.Y. Giants (9/15), recording season highs for catches (eight) and receiving yards (113). Six of his eight catches went for first downs, including two on third down (the last of those on the game-winning drive in overtime). He also drew an 18-yard pass interference penalty by the Giants on a third-down. He was the Cowboys leading receiver in the win over Arizona (10/5) with four catches for 104 yards, including his first touchdown catch as a Cowboy on a 51-yard flea-flicker. Three of his four catches against the Cardinals went for over 20 yards and gave Dallas a first down. He also had a four-yard run on his first carry as a Cowboy. In the win over Philadelphia (10/12), Glenn led the team with five catches for 41 yards. His third catch of the day was the 400th of his career. At Detroit (10/19), Glenn registered his first career multiple-touchdown reception game with three scoring catches. In doing so, he became the 12th player in club history to record three scoring catches in a game (club record is four). His first three receptions were for 20-, 19- and eight-yard scores in a 10-minute span of the late first and early second quarters. He finished the day with a team-high six receptions for 75 yards. The last Dallas receiver with three touchdown catches in a game was Michael Irvin against Arizona on Sept. 20, 1992. At Tampa Bay (10/26), Glenn led all Dallas receivers with three catches for 26 yards. In the win over Washington (11/2), he led all receivers with six catches for 73 yards. He also had the longest gain of his career on a running play with a 47-yard reverse that helped the Cowboys run out the clock and secure the victory. Against Buffalo (11/9), he threw an incomplete pass on his first career passing attempt. In the win over Carolina (11/23), he caught five passes for a team-high 74 yards to move past the 6,000 career receiving yard mark. In the loss to Miami (11/27), he led both teams in receiving yards with 97 on four catches, including a 45-yarder. In Dallas's playoff clinching victory over the N.Y. Giants (12/21), Glenn caught a team-high five passes for 64 yards, all resulting in first downs. In Dallas's NFC Wild Card Playoff

Game at Carolina (1/3/04), Glenn caught four passes for 38 yards.

2002: Glenn became the Packers starter at flanker following his March 11 trade from New England. He was acquired in exchange for Green Bay's fourth-round selection in the 2002 NFL Draft (Jarvis Green) and a conditional fourth-round choice in 2003 (later traded to Denver – Bryant McNeal). He went on to finish third among Green Bay receivers with 56 catches (for 817 yards and two touchdowns). Of his 56 receptions, 43 were for a first down (76.8%) – the third-best percentage in the NFC, behind the Cardinals David Boston (87.5%) and the Seahawks Bobby Engram (86.0%). In his Packers debut, he pulled in a 42-yard pass on the Packers opening play of the second half against Atlanta (9/8), jump-starting a scoring drive that pulled Green Bay to within 21-20 in the Packers 37-34 overtime victory. He finished the Falcons game with two receptions for 60 yards. At New Orleans (9/15), Glenn caught a game-high nine passes for 81 yards, including a leaping 14-yard touchdown grab just before halftime for his initial touchdown wearing the Green and Gold. He totaled four catches for 55 yards, including three third-down receptions that he converted into first downs, at Detroit (9/22). Bothered by post-traumatic migraine headaches that kept him out of practice except for Saturday, he still played the first half of the win over Carolina (9/29) as the club's third receiver, making a nifty 17-yard grab along the right sideline before he was unable to continue after halftime. Glenn enjoyed his first 100-yard receiving effort with the Packers at Chicago (10/7), making a team-high eight catches for 154 yards (his top yardage performance since having a career-best 214 yards on Oct. 3, 1999 at Cleveland), passing the 5,000-yard plateau for career receiving yards in the process. He had a terrific 46-yard catch-and-run to the one-yard line just before halftime of the win over Detroit (11/10). The play was initially ruled a touchdown after he dove into the end zone, but replay review ruled him down just shy of the goal line. He finished the day with three catches for 82 yards. The following week at Minnesota (11/17), he got a downfield block on the Vikings Corey Chavous to help finish off Driver's 84-yard touchdown reception, along with contributing four catches for 61 yards. Glenn tied for the team lead with four receptions for 61 yards at Tampa Bay (11/24). He had a pair of diving grabs in the rematch with Chicago (12/1), including a 23-yarder during the Packers 90-yard drive for a go-ahead field goal (16-14) in the eventual 30-20 win. Late in the second half against the Bears, he suffered a bruised tailbone, causing him to be inactive the next week against Minnesota (12/8). Glenn returned to the lineup at San Francisco (12/15), catching three passes for 46 yards, including a key 22-yarder to help set up a touchdown on the Packers opening drive of the second half. He followed that up with a four-catch performance against Buffalo (12/22). Glenn filled the void when Donald Driver left the game at the N.Y. Jets (12/29) early in the second quarter due to a shoulder injury, catching a team-high five passes for 76 yards – including a laser-like, 14-yard touchdown throw from Brett Favre just before halftime to pull Green Bay to within 14-10. Glenn recorded one catch for 11 yards in the wild card game against Atlanta (1/4/03) before leaving the game at halftime due to a mild concussion.

2001: Glenn played in four games, with one start, in his final season in New England. Of the remaining 12 games, he was inactive for seven, served an NFL suspension for four and a team suspension for one. He finished the season with 14 receptions for 204 yards and a touchdown. Glenn made his 2001 debut against San Diego (10/14) after serving a four-game league suspension and notched a season-high seven receptions for 110 yards and a score. After suffering a hamstring injury in practice the following week, he was inactive Weeks 6-11 and then placed under a team suspension for the contest at the N.Y. Jets (12/2). He returned to action against Cleveland (12/9) and had four receptions for 67 yards, moving into fifth place on New England's all-time receiving yardage list. He added three receptions at Buffalo (12/16), including a 19-yarder that contributed to a field-goal scoring drive. He saw action against Miami (12/22) but was then inactive for the season finale at Carolina (1/6/02). During the Patriots postseason run to the Super Bowl title, Glenn was under a team suspension.

2000: Glenn started all 16 games for the first time in his career and finished with 79 receptions for 963 yards and six touchdowns. He finished 10th in the AFC in both receptions and yards. He also added four rushes for 39 yards. Glenn opened the season with a 39-yard touchdown reception among his four catches for 56 yards against Tampa Bay (9/3). The following week at the N.Y. Jets (9/11), he led the team with 81 receiving yards on six catches. He pulled in a game-high eight throws, including an eight-yard touchdown, for 69 yards against Minnesota (9/17) and again led the team with five receptions for 65 yards at Miami (9/24). In back-to-back games at Denver (10/1) and against Indianapolis (10/8), Glenn hauled in scoring passes. With an 11-yard reception against Buffalo (11/5), Glenn became just the sixth Patriot to go over the 4,000 receiving yard mark for his career. Against Cincinnati (11/19), he registered a season-high 11 catches for 129 yards. In New England's 30-24 victory over Kansas City (12/4), Glenn broke free on a career-long 35-yard rush. He shared team high honors in receptions (five) and led the club in receiving yards (63) at Chicago (12/10), registering a touchdown in the process. His key 16-yard reception in overtime helped the club to a 13-10 victory at Buffalo (12/17), and he finished the day with a team-leading six catches for 70 yards. Glenn had a touchdown reception among his two catches against Miami (12/24).

1999: With a career-high 1,147 receiving yards on a team-leading 69 receptions, Glenn had one of the most outstanding seasons of his career despite missing two games. He posted a 16.6 yard-per-catch average and was selected as a Pro Bowl alternate - later taking part in the all-star contest when Tim Brown withdrew due to injury. Nine times during the season he led the club in receptions and eight times he led the team in receiving yards. Glenn started the season averaging 7.4 receptions for more than 127 yards-per-game through the first five contests. He opened the season with two key receptions on the game-winning scoring drive in a 30-28 victory over the N.Y. Jets (9/12), part of a seven-reception, 113-yard effort. The following week against Indianapolis (9/19), he led the team with seven receptions for 122 yards. He hauled in a crucial, 18-yard pass to convert a third down on the drive that resulted in a game-winning, 41-yard field

goal in a 16-14 victory over the N.Y. Giants (9/26) and finished with five receptions for 95 yards in the contest. Glenn authored his signature game at Cleveland (10/3) when he set club records with 13 receptions for 214 yards, including 11 receptions for 145 yards by halftime. His 214-yard output was the NFL's highest since the Rams Isaac Bruce registered 233 yards two years earlier (Nov. 2, 1997). The next week at Kansas City (10/10), he hauled in a 49-yard touchdown among his five receptions for 92 yards. His five-game streak to start the season came to a halt against Miami (10/17) when he did not record a catch, just the third such game of his career. Glenn bounced back the next week in the win over Denver (10/24) with two receptions, including a 67-yarder, for 80 yards. He registered a 36-yard touchdown among his four receptions for 63 yards at Arizona (10/31). Glenn posted a 45-yard touchdown among his three catches for 69 yards at Buffalo (11/28) despite not starting. He then notched a game-high 148 yards on nine receptions, including a 52-yarder, at Indianapolis (12/12). Glenn was then inactive for the club's final two contests against Buffalo (12/26) because of illness, and then against Baltimore (1/2/00) due to a team suspension.

1998: Glenn posted a team-leading 792 yards on 50 receptions despite playing in just 10 games, missing four games with a hamstring injury and then finishing the season on injured reserve with a broken ankle. Glenn earned Player of the Game honors with 102 yards on just four receptions (25.5 avg.) against Tennessee (9/20), including a 51-yard touchdown grab. He topped the 100-yard mark again the ensuing week with 105 yards on four catches in a 30-27 win at New Orleans (10/4). Glenn led the team with seven receptions for 78 yards in the win over the Chiefs (10/11). After suffering a pulled hamstring against the N.Y. Jets (10/19), he missed the next four games. He returned to register seven receptions for 66 yards in a 26-23 victory over Miami (11/23) and then went over the 100-yard mark (104 on eight receptions) against Buffalo (11/29). His fourth 100-yard game of the season came at Pittsburgh (12/6) when he had a season-high 193 yards on nine receptions. His totals included a career long 86-yard touchdown grab. His season came to an end the following week at St. Louis (12/13), when he suffered a broken ankle that would land him on injured reserve Dec. 18.

1997: Glenn's sophomore season was marred by injury and limited to just nine games. He was inactive for six contests due to injury and suited up, but did not play, in a seventh. He was able to start both of New England's playoff contests. He finished the season with 27 receptions for 431 yards and two touchdowns. He had three receptions for 74 yards in the season opener against San Diego (8/31), but suffered an ankle injury that forced him to miss the next two games. He returned to the lineup for a Week Four matchup against Chicago (9/21), but left after the first series without making a reception. The following week at Denver (10/6), he made two receptions. On the Monday night stage against Green Bay (10/27), Glenn hauled in seven passes for a season-high 163 yards, including 50- and 49-yard receptions. Despite being poked in the eye at Minnesota (11/2), Glenn returned to the contest in the fourth quarter with a protective shield on his helmet and finished the game with five receptions for 45 yards and a touchdown. He had three

receptions for 59 yards at Buffalo (11/9) but had to leave the contest with a hamstring injury. He subsequently sat out the next five games before returning to the lineup at Miami (12/12), but aggravated the injury early in the contest and did not finish. He led the team with four catches for 57 yards in the AFC Wild Card playoff win over Miami (12/28). Glenn contributed postseason career-bests with five receptions for 96 yards in the following week's divisional playoff game at Pittsburgh (1/3/98) before suffering a broken collarbone that ended his season.

1996: Glenn exploded onto the scene as a rookie, finishing the season with an NFL rookie-record and team-leading 90 receptions for 1,132 yards and six touchdowns. His 90 catches ranked second in the AFC, seventh in the NFL, and was the second best single-season total in club history (96 by Ben Coates in 1994). He went on to earn AFC Rookie of the Year honors from United Press International, was an All-Pro selection by *USA Today*, was named to the All-Rookie Team of *Pro Football Weekly*, and was named by *Pro Football Writers of America* as runner-up to Eddie George for Associated Press Rookie of the Year honors, was an All-AFC selection by UPI and was the second alternate for the 1997 Pro Bowl. Glenn missed most of training camp and the season opener at Miami (9/1) with a strained hamstring suffered in practice July 31. After missing the season opener, Glenn went on to start the next 18 games, including postseason, and led the team in receptions and receiving yards in nine-of-15 regular season games. He also posted two 100-yard outings. Glenn made his first NFL start at Buffalo (9/8) and finished with six receptions for 76 yards and a touchdown. In that game, he recorded his first career reception (nine yards from Bledsoe) and first career receiving touchdown (a 37-yard strike from Bledsoe). He tied for the team lead with six catches for 89 yards in a 28-25 overtime victory against Jacksonville (9/22), including a 32-yard reception that set up the game-winning field goal. Glenn posted a season-high 10 receptions for 112 yards against Miami (11/3) and collected his third touchdown of the year and rushed for 26 yards on an end-around in a 31-27 win over the N.Y. Jets (11/10). He had to leave the game against Denver (11/17) with a concussion, but he returned the following week to post a game-high seven receptions for 82 yards and a touchdown against Indianapolis (11/24). In the season finale at the N.Y. Giants (12/21), he had a game-high eight receptions for a season-high 124 yards and a touchdown. Glenn paced the Patriots in the playoffs with 12 receptions for 164 yards. He hauled in a postseason career-best 53-yard reception to set up a two-yard Curtis Martin touchdown run in the Divisional playoffs against Pittsburgh (1/5/97) and had a team-high five receptions for 33 yards in the AFC Championship victory over Jacksonville (1/12/97). In Super Bowl XXXI against Green Bay (1/26/97), Glenn recorded four receptions for 62 yards, including a memorable, diving grab of 44 yards to set up a touchdown.

COLLEGE: A three-year letter winner at Ohio State (1993-95), Glenn played in 32 career games with the Buckeyes, making 12 starts, and finished with 79 receptions for 1,677 yards (21.2 avg.) and 17 touchdowns. He also had six career carries for 31 yards and contributed to the return game with 18 kickoff returns for 399 yards (22.2 avg.) and five punt returns for 28 yards (5.6 avg.). He enjoyed a standout season as a junior, his final campaign in Columbus, receiving the Fred Biletnikoff Award, given annually to the country's top wide receiver, and earning All-America recognition. A unanimous All-Big Ten selection, he set school receiving records with 1,411 yards and 17 touchdowns on 64 receptions. Glenn averaged 22.0 yards-per-reception, the highest figure among career Buckeyes with more than 20 catches in a season and started 12 of the Buckeyes 13 games, sitting out the Minnesota contest with a shoulder separation. His top collegiate game came against Pittsburgh when he set a school record with nine receptions for 253 yards (28.1 avg.) and four touchdowns. He also posted 17 rushing yards, 16 yards on punt returns and 29 yards on a kickoff return to rack up 315 total yards in a 54-14 victory over the Panthers. He saw action in 10 contests as a backup to future NFL pass catchers Joey Galloway and Chris Sanders in 1994, hauling in seven passes for 110 yards. Glenn saw limited action in 10 games during 1993 behind Sanders at flanker and recorded eight catches for 156 yards (19.5 avg.). After redshirting in 1992 as a walk-on – despite scholarship offers from other schools – Glenn earned a scholarship in spring drills.

PERSONAL: Terry Tyree Glenn was born in Columbus, Ohio, and later became a three-year letter winner as a wide receiver and cornerback at Brookhaven High School in Columbus. He served as team co-captain as a senior, finishing with 14 receptions for 416 yards (29.7 avg.) and four touchdowns and earning second-team all-district honors in the process. He also starred as a kick returner, helping the team advance to the playoffs his junior and senior years. Glenn also lettered three years in basketball and track, plus two years in tennis. He grew up admiring Buckeyes football, selling sodas at Ohio State football games as a youth. Raised by Charles and Mary Henley during his teenage years (they served as legal guardians), the Henley's son, June, was drafted by the Kansas City Chiefs in 1997 after playing running back collegiately at Kansas. In Green Bay, Glenn was active with the local D.A.R.E. program, as well as taping a public service announcement for the American Red Cross. He also participated in the Brett Favre Celebrity Softball Game in June of 2002. While in New England, Glenn was active in a Thanksgiving 'Adopt a Family' program. Since becoming a Dallas Cowboy, Glenn made a surprise Christmas Eve visit to the children at Texas Scottish Rite Hospital with gifts to enjoy during their hospital stay during the holidays. He majored in history while at Ohio State. Glenn has a son, Terry Jr. (5/4/96), and a daughter, Natalie (9/10/02).

T. GLENN'S NFL TOTALS

		RECEIVING					RUSHING					
Year Team	GP-GS	No	Yds	Avg	Long	TD	No	Yds	Avg	FC	Long	TD
1996 New England.....	15-15	90	1,132	12.6	37t	6	5	42	8.4	26	0	0
1997 New England.....	9-9	27	431	16.0	50	2	0	0	0.0	0	0	0
1998 New England.....	10-9	50	792	15.8	86t	3	2	-1	-0.5	7	0	0
1999 New England.....	14-13	69	1,147	16.6	67	4	0	0	0.0	0	0	0
2000 New England.....	16-16	79	963	12.2	39t	6	4	39	9.8	35	0	0
2001 New England.....	4-1	14	204	14.6	23	1	0	0	0.0	0	0	0
2002 Green Bay.....	15-14	56	817	14.6	49	2	0	0	0.0	0	0	0
2003 Dallas.....	16-15	52	754	14.5	51t	5	3	55	18.3	47	0	0
2004 Dallas.....	6-6	24	400	16.7	48	2	1	-3	-3.0	-3	0	0
Totals	105-98	461	6,640	14.4	86t	31	15	132	8.8	47	0	0
Postseason												
1996 New England.....	3-3	12	164	13.7	53	0						
1997 New England.....	2-2	9	153	17.0	63	0						
2002 Green Bay.....	1-1	1	11	11.0	11	0						
2003 Dallas.....	1-1	4	38	10.0	21	0						
Totals	7-7	26	366	14.1	53	0						

ADDITIONAL STATISTICS

Passing – 2003 (0-for-1), 2004 (0-for-1). Totals (0-2).
 Special Teams Tackles – 2001 (3-3-6).

SINGLE-GAME BESTS

Receptions – 13 at Cleveland, 10/3/99
 11 vs. Cincinnati, 11/19/00
 10 vs. Miami, 11/3/96
 Receiving Yards – 214 at Cleveland, 10/3/99
 Receiving Avg. – 32.6 vs. Green Bay, 10/27/97
 Long Reception – 86t at Pittsburgh, 12/6/98
 Touchdowns – 3 @ Detroit, 10/19/03
 Rush Attempts – 2 vs. Kansas City, 12/4/00
 Rush Yards – 47 vs. Washington, 11/2/03
 Long Rush – 47 vs. Washington, 11/2/03

T. GLENN'S 100-YARD RECEIVING GAMES
(16 total)

214 @ Cleveland, 10/3/99 (13 rec.)
 193 @ Pittsburgh, 12/6/98 (9 rec.)
 163 vs. Green Bay, 10/27/97 (7 rec.)
 154 @ Chicago, 10/7/02 (8 rec.)
 148 @ Indianapolis, 12/12/99 (9 rec.)
 140 vs. Pittsburgh, 10/17/04 (7 rec.)
 129 vs. Cincinnati, 11/19/00 (11 rec.)
 124 @ N.Y. Giants, 12/21/96 (8 rec.)
 122 vs. Indianapolis, 9/19/99 (7 rec.)
 113 @ N.Y. Jets, 9/12/99 (7 rec.)
 113 @ N.Y. Giants, 9/15/03 (8 rec.)
 112 vs. Miami, 11/3/96 (10 rec.)
 110 vs. San Diego, 10/14/01 (7 rec.)
 105 @ New Orleans, 9/4/98 (4 rec.)
 104 vs. Buffalo, 11/29/98 (8 rec.)
 104 vs. Arizona, 10/5/03 (4 rec.)
 102 vs. Tennessee, 9/20/98 (4 rec.)

T. GLENN'S CAREER GAME-BY-GAME

Game	1996 (with New England)				
	No	Yds	Avg	Long	TD
L- @ Miami 9/1.....	Inactive-Hamstring				
L- @ Buffalo 9/8.....	6	76	12.7	37t	1
W- Arizona 9/15.....	5	66	13.2	23	0
W- Jacksonville 9/22.....	6	89	14.8	32	0
W- @ Baltimore 10/6.....	6	88	14.7	28	0
L- Washington 10/13.....	7	84	12.0	33	0
W- @ Indianapolis 10/20.....	3	29	9.7	14	1
W- Buffalo 10/27.....	4	65	16.3	28	0
W- Miami 11/3.....	10	112	11.2	20	0
W- @ NY Jets 11/10.....	6	83	13.8	28	1
L- Denver 11/17.....	2	22	11.0	12	0
W- Indianapolis 11/24.....	7	82	11.7	19	1
W- @ San Diego 12/1.....	5	63	12.6	25	0
W- N.Y. Jets 12/8.....	7	66	9.4	25	0
L- @ Dallas 12/15.....	8	83	10.4	29	0
W- @ N.Y. Giants 12/21.....	8	124	15.5	31	1
Totals	90	1,132	12.6	37t	6

Playoffs

W- Pittsburgh 1/5/97.....	3	69	23.0	53	0
W- Jacksonville 1/12/97.....	5	33	6.6	11	0
L- Green Bay 1/26/97.....	4	62	15.5	44	0

1997
(with New England)

W- San Diego 8/31.....	3	74	24.7	40	1
W- @ Indianapolis 9/7.....	Inactive-Ankle				
W- N.Y. Jets 9/14.....	Did Not Play-Ankle				
W- Chicago 9/21.....					
L- @ Denver 10/6.....	2	27	13.5	19	0

Game	1997 (cont.)				
	No	Yds	Avg	Long	TD
W- Buffalo 10/12.....	4	50	12.5	22	0
W- @ N.Y. Jets 10/19.....	3	13	3.3	12	0
L- Green Bay 10/27.....	7	163	32.6	50	0
L- @ Minnesota 11/2.....	5	45	9.0	15	1
W- @ Buffalo 11/9.....	3	59	19.7	40	0
L- @ Tampa Bay 11/16.....	Inactive-Hamstring				
W- Miami 11/23.....	Inactive-Hamstring				
W- Indianapolis 11/30.....	Inactive-Hamstring				
W- @ Jacksonville 12/7.....	Inactive-Hamstring				
L- Pittsburgh 12/13.....	Inactive-Hamstring				
W- @ Miami 12/22.....					
Totals	27	431	16.0	50	2

Playoffs

W-Miami 12/28.....	4	57	14.3	24	0
L-Jacksonville 1/3/98.....	5	96	19.2	39	0

1998
(with New England)

L- @ Denver 9/7.....	5	71	14.2	24	0
W- Indianapolis 9/13.....	3	25	8.3	12	1
W- Tennessee 9/20.....	4	102	25.5	51t	1
W- @ New Orleans 10/4.....	4	105	26.3	43	0
W- Kansas City 10/11.....	7	78	11.1	23	0
W- N.Y. Jets 10/19.....	2	34	17.0	29	0
L- @ Miami 10/25.....	Inactive-Hamstring				
W- @ Indianapolis 11/1.....	Inactive-Hamstring				
W- @ Indianapolis 11/1.....	Inactive-Hamstring				
L- Atlanta 11/8.....	Inactive-Hamstring				
L- @ Buffalo 11/15.....	Inactive-Hamstring				
W- Miami 11/23.....	7	66	9.4	21	0

T. GLENN'S CAREER GAME-BY-GAME

1998 (cont.)					
Game	No	Yds	Avg	Long	TD
W- Buffalo 11/29	8	104	13.0	33	0
W- @ Pittsburgh 12/6	9	193	21.4	86t	1
L- @ St. Louis 12/13	1	14	14.0	14	
W- San Francisco 12/20		Injured Reserve-Ankle			
L- @ N.Y. Jets 12/27		Injured Reserve-Ankle			
Totals	50	792	15.8	86t	3

Playoffs

L- @ Jacksonville 1/3/99		Injured Reserve-Ankle			
--------------------------	--	-----------------------	--	--	--

1999 (with New England)					
W- @ N.Y. Jets 9/12	7	113	16.1	45	0
W- Indianapolis 9/19	7	122	17.4	31	0
W- N.Y. Giants 9/26	5	95	19.0	45	0
W- @ Cleveland 10/3	13	214	16.5	54t	1
L- @ Kansas City 10/10	5	92	18.4	49	1
L- Miami 10/17					
W- Denver 10/24	2	80	40.0	67	0
W- @ Arizona 10/31	4	63	15.8	36t	1
L- N.Y. Jets 11/15	4	58	14.5	26	0
L- @ Miami 11/21	3	39	13.0	17	0
L- @ Buffalo 11/28	3	69	23.0	45t	1
W- Dallas 12/5	3	27	9.0	11	0
L- @ Indiana 12/12	9	148	16.4	52	0
L- @ Philadelphia 12/19	4	27	6.8	23	0
L- Buffalo 12/26		Inactive-Flu			
W- Baltimore 1/2/00		Inactive-Coach's Decision			
Totals	69	1,147	16.6	67	4

2000 (with New England)					
L- Tampa Bay 9/3	4	56	14.0	39t	1
L- @ N.Y. Jets 9/11	6	81	13.5	20	0
L- Minnesota 9/17	8	69	8.6	17	1
L- @ Miami 9/24	5	65	13.0	28	0
W- @ Denver 10/1	6	76	12.7	17	1
W- Indianapolis 10/8	5	51	10.2	16	1
L- N.Y. Jets 10/15	2	45	22.5	29	0
L- @ Indianapolis 10/22	3	36	12.0	18	0
L- Buffalo 11/5	3	25	8.3	11	0
L- @ Cleveland 11/12	6	65	10.8	15	0
W- Cincinnati 11/19	11	129	11.7	34	0
L- @ Detroit 11/23	5	76	15.2	25	0
W- Kansas City 12/4	2	15	7.5	19	0
L- @ Chicago 12/10	5	63	12.6	20	1
W- @ Buffalo 12/17	6	70	11.7	19	0
L- Miami 12/24	2	41	20.5	25	1
Totals	79	963	12.2	39t	6

2001 (with New England)					
L- @ Cincinnati 9/9		League Suspension			
L- N.Y. Jets 9/23		League Suspension			
W- Indianapolis 9/30		League Suspension			
L- @ Miami 10/7		League Suspension			
W- San Diego 10/14	7	110	15.7	21t	1
W- @ Indianapolis 10/21		Inactive-Hamstring			
L- @ Denver 10/28		Inactive-Hamstring			
W- @ Atlanta 11/4		Inactive-Hamstring			
W- Buffalo 11/11		Inactive-Hamstring			
L- St. Louis 11/18		Inactive-Hamstring			
W- New Orleans 11/25		Inactive-Hamstring			
W- @ N.Y. Jets 12/2		Team Suspension			
W- Cleveland 12/9	4	67	16.8	23	0
W- @ Buffalo 12/16	3	27	9.0	19	0
W- Miami 12/22					
W- @ Carolina 1/6/02		Inactive			
Totals	14	204	14.6	23	1

Playoffs

W- @ Oakland 1/19/02		Team Suspension			
W- Pittsburgh 1/27/02		Team Suspension			
W- St. Louis 2/3/02		Team Suspension			

2002 (with Green Bay)					
W- Atlanta 9/8	2	60	30.0	42	0
L- @ New Orleans 9/15	9	81	9.0	14t	1
W- @ Detroit 9/22	4	55	13.8	24	0
W- Carolina 9/29	1	17	17.0	17	0
W- @ Chicago 10/7	8	154	19.3	49	0
W- @ New England 10/13	3	19	6.3	11	0
W- Washington 10/20	1	15	15.0	15	0
W- Miami 11/4	3	24	8.0	11	0
W- Detroit 11/10	3	82	27.3	46	0
L- @ Minnesota 11/17	4	61	15.3	19	0
L- @ Tampa Bay 11/24	4	61	15.3	30	0
W- Chicago 12/1	2	39	19.5	23	0
W- Minnesota 12/8		Inactive-Hip/Tailbone			
W- @ San Francisco 12/15	3	46	15.3	22	0
W- Buffalo 12/22	4	27	6.8	12	0
L- @ N.Y. Jets 12/29	5	76	15.2	23	1
Totals	56	817	14.6	49	2

Playoffs

L- Atlanta 1/4/03	1	11	11.0	11	0
-------------------	---	----	------	----	---

2003 (with Dallas)					
L- Atlanta 9/7					
W- @ N.Y. Giants 9/15	8	113	14.1	27	0
W- N.Y. Jets 9/28					
W- Arizona 10/5	4	104	26.0	51t	1
W- Philadelphia 10/12	5	41	8.2	15	0
W- @ Detroit 10/19	6	75	12.5	20t	3
L- @ Tampa Bay 10/26	3	26	8.7	14	0
W- Washington 11/2	6	73	12.2	21	1
W- Buffalo 11/9	1	19	19.0	19	0
L- @ New England 11/16	1	8	8.0	8	0
W- Carolina 11/23	5	74	14.8	24	0
L- Miami 11/27	4	97	24.3	45	0
L- @ Philadelphia 12/7					
W- @ Washington 12/14	2	18	9.0	14	0
W- N.Y. Giants 12/21	5	64	12.8	24	0
L- @ New Orleans 12/28	2	42	21.0	29	0
Totals	52	754	14.5	51t	5

Playoffs

L- @ Carolina 1/3/04	4	38	9.5	21	0
----------------------	---	----	-----	----	---

2004 (with Dallas)					
L- @ Minnesota 9/12	5	84	16.8	32t	1
W- Cleveland 9/19	6	90	15.0	37	0
W- @ Washington 9/27	3	56	18.7	26t	1
L- N.Y. Giants 10/10	2	24	12.0	14	0
L- Pittsburgh 10/17	7	140	20.0	48	0
L- @ Green Bay 10/24	1	6	6.0	6	0
W- Detroit 10/31		Injured Reserve - Foot			
L- @ Cincinnati 11/7		Injured Reserve - Foot			
L- Philadelphia 11/15		Injured Reserve - Foot			
L- @ Baltimore 11/21		Injured Reserve - Foot			
W- Chicago 11/25		Injured Reserve - Foot			
W- @ Seattle 12/6		Injured Reserve - Foot			
L- New Orleans 12/12		Injured Reserve - Foot			
L- @ Philadelphia 12/19		Injured Reserve - Foot			
W- Washington 12/26		Injured Reserve - Foot			
L- @ N.Y. Giants 12/05		Injured Reserve - Foot			
Totals	24	400	16.7	48	2



LA'ROI GLOVER

Defensive Tackle

6'2" ★ 290 ★ 7/4/74

San Diego State ★ UFA (New Orleans) for '02

NFL: 10th Year ★ Cowboys: 4th Year

97

PRO: The addition of La'Roi Glover as an unrestricted free agent in 2002 has proven itself to be one of the club's best free agent acquisitions. Now a five-time Pro Bowl selection, Glover's 18.5 sacks over his three seasons in Dallas is the third best total in the NFL by a defensive tackle during that time. Glover stepped into the middle of the Cowboys defensive line and posted a career-high 76 tackles in his first season in Dallas. Glover – who has now posted 43.5 sacks over the past five seasons – earned his fifth Pro Bowl selection in as many years following the 2004 campaign. From 1998-2000, only two other NFL players posted more sacks than Glover's 35.5 (Kevin Carter – 39.5 and Warren Sapp – 36.0). Glover's 17 sacks in 2000 tied the New Orleans single-season record that was set by Pat Swilling in 1992, and that figure is the second highest sack total by any defensive tackle in NFL history – since sacks were first registered as an official NFL stat in 1982. A model of durability during his career, Glover, with the exception of the 1998 season finale when the Saints opened in a goal line package that didn't include him, has started 116 of his teams last 117 games (including postseason), a streak that dates back to the final two games of the 1997 regular season. As the elder statesman of the Cowboys defensive line, Glover will also be counted on to help teach 2005 first-round draft choices Demarcus Ware and Marcus Spears the intricacies of NFL defensive line play while continuing to put up Pro Bowl caliber numbers.

2004: Glover was once again one of the NFL's top pass rushing interior linemen, finishing third in the NFL among defensive tackles with seven sacks, his best performance since recording eight in 2001. He finished the year second on the team with those seven sacks and with 12 quarterback pressures while finishing third on the club with four tackles behind the line. Following the season, Glover made his fifth consecutive trip to Hawaii as a starting defensive tackle for the NFC Pro Bowl squad. In the season opener at Minnesota (9/12), Glover led all defensive linemen with four tackles. The following week against Cleveland (9/19), he recorded a season-high two tackles for losses as the Dallas defense limited the Browns to 202 total yards, including just 66 through the air. The pressure applied by the front four help force Jeff Garcia into an eight-of-28 passing day. He logged his first sack of the season at Washington (9/27) and in the Cowboys next game, against the N.Y. Giants (10/10), he followed that up with his second sack of the season, forcing a Kurt Warner fumble on the play. He added a sack in his third consecutive game when he brought down Ben Roethlisberger of the Steelers (10/17). His stiff play against the run helped limit Detroit (10/31) to 39 rushing yards, the best showing by the Cowboys run defense all season. At Baltimore (11/21), his two tackles helped limit the Ravens to 59 rushing yards on 21 carries (2.8 avg.). He tied for second on the team with five tackles against

Chicago (11/25) as the Bears were limited to 49 rushing yards on 20 carries (2.5 avg.) and 140 total yards for the game – the lowest total allowed by Dallas since Sept. 8, 1996. Glover posted one of his best games as a Cowboy under the lights of Monday Night Football in Seattle (12/6) with a season-high six tackles – to lead all defensive linemen – and two sacks, his first two-sack game since Oct. 7, 2001 against Minnesota (as a Saint). Deuce McAllister was limited to 83 yards on 30 carries (2.8 avg.) when New Orleans (12/12) visited Dallas. The following week at Philadelphia (12/19), Glover was second among defensive linemen with four tackles, and he helped keep Donovan McNabb in check most of the day as the NFL's third ranked passer (107.2 rating) entering the day was limited to a 62.0 rating with two interceptions. Glover recorded his second multi-sack game of the season when he had a team-high two sacks of Patrick Ramsey against Washington (12/26). Ramsey finished the day with a 62.1 quarterback rating as the Redskins were held to 233 total yards, including just 149 through the air.

2003: Glover earned his fourth consecutive Pro Bowl selection – second as a Cowboy – and All-NFL honors from *Pro Football Weekly* while leading the team with 23 quarterback pressures and finishing seventh on the squad, first among linemen, with 52 tackles. His performance spurred the defensive unit's top NFL ranking – the fourth time in club history the defense finished atop the league. His five sacks placed him 11th in the league among defensive tackles. In the season opener against Atlanta (9/7), Glover tallied his first sack. Against Arizona (10/5), he set the tone of the game on the first play from scrimmage, stopping the NFL's all-time leading rusher – Emmitt Smith – in the backfield for a four-yard loss. He recorded the first safety of his career when he sacked Jeff Blake in the end zone late in the Arizona game. Against Philadelphia (10/12), he posted a season-high eight stops and a fumble recovery on the Eagles final snap of the game to preserve a Dallas victory. Glover continued his dominance of opposing offensive linemen at Detroit (10/19), picking up his third sack of the season en route to a shutout of the Lions. At Tampa Bay (10/26), he was tied for third on the team with six tackles. In a busy day against Buffalo (11/9), he recorded three tackles, three quarterback pressures and forced a fumble that led to Dallas's only touchdown of the day while limiting the Bills to 185 total yards. At New England (11/16), he tallied a season-high four quarterback pressures before registering three tackles – two for losses – against Carolina (11/23). On Thanksgiving Day against Miami (11/27), Glover tied his season-high with eight tackles. At Washington (12/14), he led all defensive linemen with six tackles as the Redskins were limited to just 37 yards in the second half. He added his fourth sack of the season, along with four tackles against the N.Y. Giants (12/21). In the season finale at New Orleans (12/28), he record-

ed a season-high tying four pressures along with his fifth sack of the season. In the wild card playoff game at Carolina (1/3/04), he led the team with two pressures while registering four tackles.

2002: In earning his third consecutive Pro Bowl selection, Glover made an immediate impression among Cowboys fans by establishing new career-highs for tackles (76) and quarterback pressures (26) while tying his previous career-best with three passes defended. He also added 6.5 sacks (eighth in the NFL among defensive tackles), five tackles for losses and two forced fumbles, all of which earned him All-Pro honors from *College & Pro Football Newsweekly*, *Pro Football Weekly* and *The Sporting News* and All-NFC honors from *Pro Football Weekly*. In his Cowboys debut at Houston (9/8), he tied for the team lead among linemen with six tackles while leading the club with 1.5 sacks and recording his second career interception. His 1.5 sacks were part of a six-sack effort by the Dallas defense, its best showing since totaling nine sacks against Arizona on Nov. 9, 1997. Glover registered three tackles, a sack and a forced fumble at Philadelphia (9/22). Against the N.Y. Giants (10/6), he totaled three tackles and his third sack of the season, forcing a fumble on the play which Kerry Collins recovered for the Giants. Glover tied for the lead among Dallas defensive linemen at Arizona (10/20) with seven tackles while tying for the team lead with three pressures. Against Seattle (10/27), he tallied six tackles, two passes defended and the club's only sack while helping limit Shaun Alexander to 58 yards on 23 carries. He led all linemen the next week at Detroit (11/3) with four tackles while posting the team's only sack. He helped limit the Lions to 148 total yards, the fewest by a Dallas opponent since holding the N.Y. Giants to 105 yards on Sept. 8, 1996. On Thanksgiving Day against Washington (11/28), Glover posted a season-high eight tackles, a career-high eight quarterback pressures and a sack. His eight pressures were the most by a Cowboy since Charles Haley recorded nine against Green Bay on Nov. 24, 1994, and three of Glover's pressures resulted in interceptions. In helping preserve the Cowboys seven-point lead, he stopped Danny Wuerffel for no gain on a third down sneak and Stephen Davis for no gain on a fourth down run up the middle with 3:09 remaining in the game. Glover again tallied a season-high tying eight tackles against San Francisco (12/8) while adding two stops behind the line of scrimmage. He led all defensive linemen with seven stops against Philadelphia (12/21). In the season finale at Washington (12/29), he registered two tackles before leaving the game late in the second quarter with a sprained right knee.

2001: Glover earned his second consecutive Pro Bowl selection after totaling 45 tackles, eight sacks, three forced fumbles and two fumble recoveries. His eight sacks ranked third on the team and helped the Saints lead the NFL in sacks-per-pass play. He opened the season with two stops and a sack at Buffalo (9/9), then posted three tackles and a sack at the N.Y. Giants (9/30). Against Minnesota (10/7), he totaled four tackles, two sacks and forced a fumble while holding the Vikings ground attack to just 34 yards. He recorded two stops and two fumble recoveries at Carolina (10/14). Against Carolina (12/2), he recorded 1.5 sacks and a forced fumble while helping the defense limit the Panthers to just 49 rushing yards on 19 attempts and 150 total yards.

He posted two tackles, a forced fumble and half a sack at Atlanta (12/9) then totaled three stops and a sack against St. Louis (12/17). He recorded a season-high six tackles and a sack against Washington (12/30).

2000: With one of the more dominating defensive performances in the NFL, Glover was selected to his first Pro Bowl while earning consensus All-Pro and NFL Alumni Defensive Lineman of the Year honors after leading the NFL with 17.0 sacks for losses of 112 yards. This sack total ranks second in NFL annals among defensive tackles, trailing Minnesota's Keith Millard's 18-sack effort in 1989. He also recorded 65 tackles, two forced fumbles and a fumble recovery. His performances earned him NFC Defensive Player of the Week honors an NFC-record three times while earning NFC Defensive Player of the Month for October. At the time, he was just the ninth player in NFL history to win conference Player of the Week honors in two consecutive weeks – at Chicago (10/8) and against Carolina (10/15). He recorded his first sack of the season against Detroit (9/3) while totaling six tackles. He finished with sacks on consecutive plays at San Diego (9/10) before tallying four tackles and a career-high tying three sacks at Chicago (10/8), earning NFC Defensive Player of the Week honors. He earned Defensive Player of the Week honors the following week against Carolina (10/15) after recording another three-sack performance. At Atlanta (10/22), he totaled three tackles and a sack, then registered six stops, two sacks and a forced fumble at Arizona (10/29). He was named NFC Defensive Player of the Month for October after posting 17 tackles, nine sacks and a forced fumble in four games. He recorded his 11th sack of the year at Carolina (11/12), and he earned NFC Defensive Player of the Week honors for a record third time after totaling five stops, a career-high tying three sacks and a forced fumble at St. Louis (11/26). Glover's performance helped the Saints defense limit Rams running back Marshall Faulk to 27 rushing yards. He returned the next week against Denver (12/3) to record a season-high 10 tackles, then forced a key third quarter fumble at San Francisco (12/10) which led to a Saints field goal in a 31-27 victory. In the NFC Wild Card game against St. Louis (12/30), he totaled six tackles and a fumble recovery to help the New Orleans defense limit Faulk to 24 rushing yards.

1999: Glover finished fifth on the Saints with 62 tackles while leading the team with 8.5 sacks. He also posted a forced fumble and a fumble recovery. He recorded his first sack at Chicago (10/3), and he led the team with eight tackles at the N.Y. Giants (10/24). He registered his most productive game of the season at Baltimore (12/19) when he led the Saints with a career-high 11 tackles and a career-high tying three sacks.

1998: In starting 15-of-16 games for the Saints, he led the team with 10 sacks while posting 67 tackles, three forced fumbles, an interception and a pass defended. He was named an alternate to the Pro Bowl while earning All-Pro honors from *USA Today* and *College & Pro Football Newsweekly*, second-team All-Pro honors from the Associated Press and second-team All-NFC honors from *Football News*. He kicked off the season recording two sacks and a forced fumble at St. Louis (9/6). His forced fumble was returned for a Saints touchdown by Joe Johnson. He again posted two sacks and a forced fumble against Carolina

(9/13), and he intercepted his first career pass against New England (10/4). He registered a season-high eight tackles and a sack at Carolina (11/1) before tying that mark with eight tackles, three sacks and a forced fumble against St. Louis (11/15). He earned NFC Defensive Player of the Week honors after totaling four stops and two sacks against Dallas (12/6).

1997: Glover spent the spring playing for the Barcelona Dragons, helping the team to the World League title while earning All-World League honors. He ranked third in the league with 6.5 sacks while totaling 36 stops. He was waived by Oakland Aug. 24 and claimed by New Orleans Aug. 25, where he appeared in 15 games, starting two. He finished with 33 tackles and was fourth on the team with 6.5 sacks while also registering a forced fumble and a fumble recovery. Against San Diego (9/7), he registered three tackles and a fumble recovery. He posted three stops at San Francisco (9/14) before recording his first career sack against Detroit (9/21). He tallied his second sack at Chicago (10/5), and he recorded his best game of the season against San Francisco (10/26) when he registered five tackles and a sack. Against Seattle (11/16), he totaled three tackles, a sack and a pass defended. He started his first NFL game at Carolina (11/30) and his second in the season finale at Kansas City (12/21).

1996: After being drafted by the Oakland Raiders in the fifth round (166th overall) of the NFL Draft, Glover was inactive for 13 games with the Raiders. He was active but did not play at Chicago (9/29). He saw his first NFL action against Minnesota (11/19) and totaled two tackles. He again saw action at Seattle (11/26) in the defensive line rotation and on special teams.

COLLEGE: Glover was a four-year starter at San Diego State, serving as defensive captain and earning Aztec Outstanding Defensive Lineman honors as a senior after totaling 36 tackles and 4.5 sacks. He was selected to the All-Western Athletic Conference second-team and to the West squad for the East-West Shrine Game. He was a second-team All-WAC selection as a sophomore and honorable mention selection as a freshman.

PERSONAL: Glover was named Cal-Hi Sports

first-team, *USA Today* second-team All-America, San Diego co-Player of the Year, *Los Angeles Times* Lineman of the Year and CIF Player of the Year as a senior defensive lineman at Point Loma High School in San Diego, Calif. He closed his final prep campaign with 77 tackles, 17.5 sacks, six fumble recoveries, six forced fumbles and three passes defended. He also earned three letters in track as a shot putter and three letters in wrestling, earning the top heavyweight wrestler ranking in the state of California as a senior. Glover was nominated by teammates for the Saints "Man of the Year" and "Unsung Hero" awards in 1999 and was named Saints Defensive MVP for the 2000 season. He graduated from San Diego State in the spring of 1999 with a double major in public administration and sociology. He spent the 2003-05 off-seasons interning with Personalities & Promotions International – a Dallas based sports marketing company owned by former Hall of Fame quarterback Roger Staubach – helping arrange appearances for professional athletes. In 1999, Glover established The La'Roi Glover Foundation whose primary goals are to provide scholarships for high school and college students in San Diego, work with the San Diego community to provide for individuals and families in need and support nonprofit organizations that assist deserving children in achieving their educational goals. During the 2004 and 2005 off-seasons, the foundation hosted an annual Casino Night to raise funds to support the foundation goals. In April 2005, Glover and Kent Rathbun of Abacus Restaurant hosted the first annual Taste of the NFL: The Ultimate Dallas Cowboys Tailgate Party which benefited The North Texas Food Bank. The event raised enough money to provide over 300,000 meals to help stop hunger in Dallas. For the second year in a row, he also attended the Racing Against the Odds fundraiser at Lone Star Park hosted by Dallas-Fort Worth radio personality and football columnist Randy Galloway and the MDA Muscle Team Bash hosted by former Cowboy and FOX Sports announcer Daryl Johnston. Both events raised hundreds of thousands of dollars for the American Diabetes Association and MDA, respectively. Glover and his wife, Spring, have a son, La'Roi Damon Glover, Jr. (3/11/03).

GLOVER'S NFL TOTALS

Year Team	GP-GS	DEFENSE										INTERCEPTIONS					FUMBLES REC				
		ST	AT	TT	Sks-Yds	Tkl/Ls	QB	PBU	FF			No	Yds	Avg	Lg	TD	No	Yds	Avg	Lg	TD
1996 Oakland.....	2-0	2	0	2	0.0(0)	-	-	0	0			0	0	0.0	0	0	0	0	0.0	0	0
1997 New Orleans.....	15-2	24	9	33	6.5(-33)	-	-	1	1			0	0	0.0	0	0	1	0	0.0	0	0
1998 New Orleans.....	16-15	59	8	67	10.0(-83)	-	-	2	3			1	0	0.0	0	0	0	0	0.0	0	0
1999 New Orleans.....	16-16	46	16	62	8.5(-47)	-	-	3	1			0	0	0.0	0	0	1	2	2.0	2	0
2000 New Orleans.....	16-16	44	21	65	17.0(-112)	-	-	0	2			0	0	0.0	0	0	1	0	0.0	0	0
2001 New Orleans.....	16-16	36	9	45	8.0(-48)	-	-	2	3			0	0	0.0	0	0	2	12	6.0	12	0
2002 Dallas.....	16-16	40	36	76	6.5(-50)	5(-9)	26	3	2			1	7	7.0	7	0	1	2	2.0	2	0
2003 Dallas.....	16-16	31	21	52	5.0(-22)	5(-11)	23	2	1			0	0	0.0	0	0	2	0	0.0	0	0
2004 Dallas.....	16-16	30	13	43	7.0(-43)	4(-4)	12	1	1			0	0	0.0	0	0	2	0	0.0	0	0
Totals	129-113	312	133	445	68.5(-438)	14(-24)	61	14	14			2	7	3.5	7	0	7	14	2.0	12	0
Playoffs																					
2000 New Orleans.....	2-2	6	0	6	0.0(0)	-	-	0	0			0	0	0.0	0	0	1	0	0.0	0	0
2003 Dallas.....	1-1	2	2	4	0.0(0)	0(0)	2	0	0			0	0	0.0	0	0	0	0	0.0	0	0
Totals	3-3	8	2	10	0.0(0)	0(0)	2	0	0			0	0	0.0	0	0	1	0	0.0	0	0

ADDITIONAL STATISTICS

Safety – 2003 (1).

SINGLE-GAME BESTS

Tackles – 11 @ Baltimore, 12/19/99
Sacks – 3 five times, last @ St. Louis, 11/26/00
Fumble Recoveries – 2 @ Carolina, 10/14/01
QB Pressures – 8 vs. Washington, 11/28/02



ANDRE GURODE

Guard/Center

6'4" ★ 314 ★ 3/6/78

Colorado ★ D2a for '02 (37th overall)

NFL: 4th Year ★ Cowboys: 4th Year

65

PRO: After an outstanding collegiate career allowed Andre Gurode (pronounced ger-ODD) to be selected by Dallas in the second round of the 2002 NFL Draft, Gurode went on to start 42 of his first 44 NFL games. Possessing size, athletic ability and versatility, Gurode made six starts at center as a rookie in 2002 and 37 starts at right guard over the last 41 games, including postseason. His 42 regular season starts over the last three seasons are the second most for any Dallas offensive lineman over that span. While using each game as a learning experience, he has continued to improve upon the intensity and athleticism that made him one of the nation's top offensive line prospects coming out of college. As the Cowboys second-round draft choice (37th overall) in 2002, Gurode was the highest offensive lineman drafted by Dallas since 1981 (Howard Richards – 25th overall). With the free agent addition of Marco Rivera, Gurode will compete for playing time at either the guard or center positions in 2005.

2004: Gurode started 13 of the 14 games he played at right guard, helping Vinny Testaverde throw for the third most yards in club history (3,532). Gurode's season got off to a difficult start as he suffered a sprained left knee in the third quarter of the opener at Minnesota (9/12). Although he did not return after the injury, he helped the Dallas offense rack up 423 yards of total offense, the team's best showing since Jan. 2, 2000 (437 total yards). The sprained knee kept Gurode out of action the following two weeks. He returned to the starting lineup in the home loss to the N.Y. Giants (10/10) and helped the running game rack up 166 yards on the day (5.5 yards-per-carry). In the following week's last minute loss to Pittsburgh (10/17), the offensive line allowed Testaverde to complete 23-of-36 passes for 284 yards. In the loss at Green Bay (10/24), the line allowed just two sacks in 38 pass plays as Testaverde threw for 308 yards, his club record tying third 300-yard passing game of the season. In the victory over Detroit (10/31), the line allowed Eddie George to rush for 99 yards on the day, his top rushing total of the season. Also against the Lions, Testaverde completed 79.2% of his passes (19-of-24) for 235 yards and was sacked just once in 25 pass plays. The Lions entered the game with the NFL's top ranked defensive unit in sacks-per-pass play. In the Monday night loss to Philadelphia (11/15), Gurode's blocking allowed Testaverde to complete 21-of-30 passes for 254 yards while allowing just one sack to the third ranked defense in the NFL in sacks-per-pass play. In the Thanksgiving Day win over Chicago (11/25), Gurode suffered a sprained left knee on the second play of the game and did not return. He returned to the lineup in the thrilling Monday night win at Seattle (12/6), helping to open holes for Julius Jones to run for 198 yards – the third best rushing day in club history and the second best ever by a Dallas rookie. In the narrow loss at

Philadelphia (12/19), Gurode started at right guard but then gave way to Matt Lehr in the second quarter, returning to the lineup late in the first half. In the season finale at the N.Y. Giants, (1/2/05), he saw limited action on special teams as Ben Noll started in his right guard spot.

2003: After making the switch from center to guard midway through the 2002 season, Gurode remained the Cowboys starting right guard throughout his sophomore season. In the season opener against Atlanta (9/7), he was part of a line that guided Dallas to 149 rushing yards while allowing Quincy Carter time to throw for 268 yards as the club rolled up 403 total yards. He was part of a line at the N.Y. Giants (9/15) that was instrumental in Carter having time to throw for a career-high 321 yards in the Cowboys come-from-behind, overtime victory. The line opened holes for Dallas to rush for 202 yards on 41 carries (4.9 avg.) at the N.Y. Jets (9/28). Against Arizona (10/5), Gurode – despite suffering a sprained ankle in the third quarter – helped the Cowboys pick up 365 total yards while controlling the clock for 36:28. The offensive line allowed just one sack in 28 pass plays at Detroit (10/19) while opening holes for Dallas backs to rush for 134 yards. The Cowboys also controlled the clock for 37:21 against the Lions. Against Washington (11/2), the Dallas offense racked up 400 yards of total offense, including 208 on the ground, while allowing only one sack in 34 pass plays. Gurode and the line allowed just one sack in 34 pass plays against Buffalo (11/9) and one sack in 37 pass plays at New England (11/16). The Cowboys offensive line allowed one sack for 0 yards against Carolina (11/23), and Gurode helped hold DT Kris Jenkins without a tackle. Gurode did not start and saw limited special teams action at Philadelphia (12/7) but returned to his right guard spot at Washington (12/14) and was instrumental in helping lead Troy Hambrick to 189 rushing yards – the fourth best single-game rushing performance in club history – despite suffering a strained groin late in the third quarter. Against the N.Y. Giants (12/21), he helped Dallas rush for 104 yards, the 10th 100-yard day of the season, despite missing some third and fourth quarter action after suffering cramps. Gurode's pass blocking in the regular season finale at New Orleans (12/28) allowed Carter to throw a career-high 47 passes for 290 yards.

2002: As the first Cowboys rookie to ever start the season at center, Gurode also became the first rookie starter at the center position since Mark Stepnoski in 1989. In his NFL debut at Houston (9/8), Gurode was part of a Dallas line that led the way to 155 rushing yards. Despite numerous changes and injuries on the offensive line at St. Louis (9/29), Gurode was a constant force for a unit that allowed just two sacks in 38 pass plays and helped Dallas rush for 122 yards on 27 car-

ries (4.5 avg.). He missed the next two games – against the N.Y. Giants (10/6) and Carolina (10/13) – after suffering a sprained great toe on his left foot in practice on Oct. 2. He returned to the lineup at Arizona (10/20) and helped Dallas rush for 148 yards. He then became part of history against Seattle (10/27) as the starting center on the Dallas line that helped Emmitt Smith eclipse Walter Payton as the NFL's all-time leading rusher. Smith earned his first 100-yard rushing day of the season against the Seahawks with 109 yards. Gurode made the move to the starting right guard spot at Detroit (11/3). Against Jacksonville (11/24), the line provided time for Chad Hutchinson to throw for 301 yards and opened holes for the running game to rush for 118 yards. The 405 net yards was a season-high. Gurode personally helped limit Jaguars defensive tackles John Henderson and Marcus Stroud to two tackles and no sacks on the day. In the Thanksgiving Day win over Washington (11/28), Gurode suffered a strained groin on the extra point following the first Dallas touchdown and missed the rest of the game. Despite suffering a bruised jaw in the second quarter against San Francisco (12/8), he returned to action and helped hold the 49ers without a sack in 28 pass plays.

COLLEGE: Gurode allowed just 7.5 sacks in 2,653 plays over three-plus years as a starter for the Buffaloes. He started his first two and a half seasons at center for Colorado before moving to guard in the middle of his junior year. As a senior, Gurode earned All-America honors after starting every game at right guard and he was also a unanimous All-Big 12 selection. As a junior, Gurode earned All-Big 12 honors and the John Mack Award, as selected by the coaches for being CU's most outstanding offensive player. Gurode started the first six games of the year at center and the final five games at guard. As a sophomore, he earned honorable mention All-Big 12 honors while helping the Buffaloes to a 7-5 record and a win over Boston College in the

Insight.com Bowl. He was the starter all season at center, playing the second-most snaps from scrimmage on the team. As a freshman, he tore cartilage in his right knee the second week of the season that forced him to miss the next six games. Gurode returned to start the final three regular season games and the 51-43 win over Oregon in the Aloha Bowl.

PERSONAL: As a senior at North Shore High School in Houston, Texas, Gurode was a *PrepStar* and *SuperPrep* All-America, while *USA Today* selected him as an honorable mention All-America. He was also named to the prestigious *Houston Chronicle* Top 100 List and made the *Austin American-Statesman* "Fab 55" team. He earned all-area honors as a senior (second team honors as a junior), and was all-district and all-Greater Houston as a junior and senior (when he also was his team's most outstanding offensive lineman). Gurode lettered three times in basketball and four times in track with personal bests of 186-0 in the discus and 54-1 in the shot put. As a high school junior, he won third place in a drafting competition for intermediate computer design. He earned a degree in ethnic studies at Colorado, where he was a member of the school's "Academic Starters" team. As a member of the Cowboys 2002 Rookie Club – a program designed to introduce rookie team members to community service in the Dallas area – Gurode participated in monthly charity visits to non-profit organizations serving children. He also participates in the team's annual support of The Salvation Army Angel Tree program, providing Christmas presents to children and families in need. During the 2003 season, he volunteered with several teammates to serve an early Thanksgiving meal to hundreds of men and women at The Salvation Army Carr P. Collins Social Service Center. During the spring of 2004, he served as a celebrity football coach at the Cowboys annual Let Us Play! Sports Camp for 150 underprivileged girls from area non-profit agencies.

GURODE'S COWBOYS TOTALS

GAMES/STARTS (regular season, playoffs): 2002 (14/14), 2003 (16/15, 1/1), 2004 (14/13). Totals – 44/42, 1/1.



ANTHONY HENRY

Cornerback

6'1" ★ 207 ★ 11/3/76

South Florida ★ UFA (Cle.) for '05

NFL: 5th Year ★ Cowboys: 1st Year

42

PRO: After starting four different players at the right cornerback position in 2004, the Cowboys acted immediately at the start of free agency to land Anthony Henry, one of the bigger and more physical corners in the league. A four-year veteran with three years of experience as a starter, Henry should be a key ingredient in a young and talented secondary, joining forces with two-time Pro Bowl safety Roy Williams and third-year cornerback Terence Newman. Originally selected by the Browns in the fourth round (97th overall) of the 2001 NFL Draft, Henry ranked first in the AFC

and tied for first in the NFL with a club record-tying 10 interceptions his rookie season. In the last 20 years (1985-2004) the NFL has had players record at least 10 interceptions in a single season just five times. Those players are Ronnie Lott (10 for S.F. in 1986), Scott Case (10 for Atlanta in 1988), Mark Carrier (10 for Chicago in 1990), Anthony Henry (10 for Cleveland in 2001) and Ronde Barber (10 for T.B. in 2001). He became the first player in Browns history to have three interceptions in two different games in the same season (vs. Detroit on Sept. 23, 2001; at

Baltimore on Nov. 18, 2001). His 97-yard interception return for a touchdown against Jacksonville on Dec. 16, 2001 tied a franchise record. He followed that stellar rookie season with three years in the starting lineup for a Browns defense that finished in the top 10 in the NFL in pass defense in both 2003 and 2004.

2004: Henry started 14-of-15 games for the Browns and led the team with four interceptions and 11 passes defended. His career-high 85 tackles ranked fourth on the team, and twice during the season he matched his career-high with eight tackles in a game (at Baltimore 11/7 and at Cincinnati 11/28). His overall play helped the Browns pass defense allow just 181.3 passing yards-per-game, ranking fourth in the AFC and fifth in the NFL. He recorded his first interception of the season in the opener against Baltimore (9/12), adding four tackles as well. He did not start the game because the Browns opened with four linebackers. Early in the fourth quarter, he intercepted a pass from Ravens quarterback Kyle Boller intended for Kevin Johnson at the Cleveland seven-yard line to thwart a potential Baltimore scoring opportunity. The following week at Dallas (9/19), he started at left cornerback, recording seven tackles and his second interception of the young season. He picked off a Vinny Testaverde pass intended for Terry Glenn and returned the theft 51 yards to the Dallas 22-yard line. Late in the game he recovered an onside kick to give the Browns one last chance in a 19-12 loss. After missing the N.Y. Giants (9/26) game with vertigo, Henry returned to action and tied for second on the club with seven tackles against Washington (10/3). He was part of a defensive unit that limited the Redskins to 265 net yards of offense and held Clinton Portis to 58 yards on 20 carries (2.9 avg.). Henry tied for third on the team with seven tackles at Pittsburgh (10/10). He recorded his third interception of the year with a third quarter pick of Carson Palmer at the Browns nine-yard line against Cincinnati (10/17). For the game, the Bengals were limited to 189 net yards of offense, including just 58 rushing yards. He matched a career-high with eight tackles at Baltimore (11/7) as the Browns defense limited Jamal Lewis to 81 rushing yards on 22 carries (3.7 avg.) and Baltimore to 240 yards of total offense. After a seven-tackle showing against Pittsburgh (11/14), Henry was part of a defensive effort that limited the N.Y. Jets (11/21) to 235 net yards of offense, including only 78 net yards passing. He matched his career-high for tackles with eight at Cincinnati (11/28), while also adding his fourth interception of the season on a first quarter pass from Carson Palmer intended for Chad Johnson at the Cincinnati 39-yard line. He returned the interception 32 yards to the Bengals seven-yard line, and on the next play, Kelly Holcomb connected with Steve Heiden on a seven-yard touchdown pass for a 7-0 lead. His five tackle showing at Miami (12/26) was part of a defensive effort that limited the Dolphins to 280 net yards of offense. In the season finale, the Browns defense allowed just 102 net passing yards at Houston (1/2/05).

2003: Henry emerged in his third season as the starting left corner and appeared in 14 games, including 13 starts, with 56 tackles, one interception for 19 yards and a team-high 12 passes defended. Teamed with right corner Daylon McCutcheon, the duo consistently contained

many of the NFL's top wide receivers, and the Browns passing defense allowed only 177.9 passing yards-per-game to rank fifth in the AFC and seventh in the NFL in pass defense. In the season opener against Indianapolis (9/7), Henry was part of a defensive effort that limited the Colts to 271 yards of total offense, including only 67 net yards rushing. The following week, he recorded seven tackles at Baltimore (9/14). He then established a career-high with eight tackles at San Francisco (9/21), along with his only interception of the season, in the Browns 13-12 road victory. At Pittsburgh (10/5), Henry and McCutcheon teamed up to limit the Steelers receiving duo of Hines Ward and Plaxico Burress to a combined three receptions for 74 yards and was part of a defensive effort that forced three turnovers (two interceptions and one fumble), recorded three sacks and limited the Steelers to 208 net yards of offense, including 60 net yards rushing. His six tackles and stellar play against Oakland (10/12) helped limit Jerry Rice and Tim Brown to a combined four catches for 33 yards. As a unit, the Browns allowed Oakland just 164 passing yards on the day. The following week against San Diego (10/19), he was directly responsible for helping hold Tim Dwight and David Boston to a combined three receptions for 27 yards. Henry logged five tackles at New England (10/26) and at Kansas City (11/9). Against Arizona (11/16), Henry and the Browns defense allowed just 187 total yards of offense – including only 41 rushing yards – and forced four turnovers in a 44-6 win. Against Pittsburgh (11/23), the Browns secondary allowed just 59 passing yards. Against St. Louis (12/8) and their high-powered passing attack, Henry recorded five tackles and helped hold the Rams receiving duo of Torry Holt (4-31) and Isaac Bruce (3-31) to a combined seven receptions for 62 yards. Henry was limited to playing corner in nickel defensive package due to a nagging knee injury at Denver (12/14), and then he was inactive the final two weeks of the season because of continued pain in the knee.

2002: In his second season in Cleveland, Henry appeared in all 16 regular season games seeing work in the nickel and dime defensive packages as well as filling in for injured teammates. He started 10 games on the year, six at right corner filling in for the injured Daylon McCutcheon, two at left corner for the injured Corey Fuller and two when the Browns defense opened in the nickel defensive package. He finished the season with 69 tackles and led the club with 12 passes defended. He also had two interceptions and two forced fumbles. As a standout special teams performer, Henry recorded 11 special teams tackles and partially blocked a field goal during the season. He recorded six tackles, forced a fumble and led the club with three special teams tackles at Pittsburgh (9/29). The following week he earned his first start of the season, replacing the injured Fuller (hamstring) against Baltimore (10/6) and recorded six tackles. Still in the starting lineup a week later at Tampa Bay (10/13), Henry tied for the team lead with a season-high seven tackles and also made a key play on special teams as he partially deflected a 45-yard field goal attempt by Martin Gramatica that was also deflected by Alvin McKinley. He replaced McCutcheon at right cornerback against Houston (10/20) and recorded six tackles while leading the team with four special teams stops. He was second on the club

when he matched his season-high of seven tackles at the N.Y. Jets (10/27) while also forcing a fumble. Still replacing McCutcheon at right cornerback, Henry logged six tackles against Pittsburgh (11/3). Henry recorded two interceptions at New Orleans (11/24). He then finished the season in-and-out of the starting lineup for McCutcheon, recording five tackles against Carolina (12/1) and six tackles at Baltimore (12/22). In the AFC Wild Card Game at Pittsburgh (1/5/03), he saw action as a reserve in the nickel package and recorded three tackles while leading the club with three passes defended.

2001: Henry had a breakout year as a fourth-round draft choice, ranking first in the AFC and tied for first in the NFL with 10 interceptions. In doing so, he became the first NFL rookie to lead the league in interceptions since 1995 (safety Orlando Thomas, Minnesota, nine). Henry saw action in 16 regular-season games with two starts and totaled 44 tackles, 10 interceptions for 177 yards and ranked second on the club with 10 passes defended. He became the first player in club history to have three interceptions in two different games in the same season (vs. Detroit on Sept. 23 and at Baltimore on Nov. 18), and his 10 interceptions on the season tied a club record (10, Thom Darden, 1978) and set a club rookie mark (8, Bobby Franklin, 1960). He also added 10 tackles as a key contributor on special teams. Henry saw action at corner in the nickel package in his NFL debut against Seattle (9/9). In the Browns 24-14 win over Detroit (9/23) in just his second NFL game, Henry tied the club's rookie record with three interceptions (Bobby Franklin, 12/11/60 vs. Chicago), returning the three thefts for 58 yards. He recorded five tackles and broke up a pass at Cincinnati (10/14). Against Baltimore (10/21), Henry recorded a season-high seven tackles and added his fourth interception of the season, intercepting Elvis Grbac and returning it 22 yards in a 24-14 win. He matched his season-high with seven tackles at Chicago (11/4). With three interceptions and two tackles at Baltimore (11/18), Henry garnered AFC Defensive Player of the Week honors. It was the second time in 2001 he had recorded three picks in the same game, the first time that had been accomplished in the NFL in the same season since Cincinnati's David Fulcher in 1989 and the first NFL rookie to accomplish the feat since Bobby Ply of the 1962 Dallas Texans. In the Browns 18-0 shutout of Cincinnati (11/25), Henry logged two tackles. When the Browns opened in their nickel defensive package at New England (12/9), Henry earned his first NFL start and responded with six tackles. The following week he earned a start at right cornerback against Jacksonville (12/16) and matched his season-high with seven tackles, while also adding two interceptions. Late in the third quarter, he recorded a 97 yard interception

return for a touchdown on a pass from Mark Brunell, tying a franchise record for the longest interception return in club history (Najee Mustafaa, vs. Miami, Oct. 10, 1993). In the regular season finale at Pittsburgh (1/6/02), Henry added his 10th interception of the year.

COLLEGE: A four-year starter for South Florida, Henry spent his first three years at free safety before moving to cornerback his senior year. His position coach at USF was former Eagles safety Andre Waters. Henry finished his career with 256 tackles, nine tackles for a loss, six fumble recoveries and 22 passes defended. He also had 10 interceptions for 126 yards in returns, breaking the school career-record. As a senior, he started all year at cornerback, but also saw action at free safety and as a receiver, finishing with 40 tackles and a school season-record tying five interceptions for 88 yards in returns. He also had a team-high eight passes defended and caught one pass for an eight-yard gain. As a junior, he started eight-of-nine games at free safety and finished fourth on the team with 62 tackles. He also intercepted three passes and recovered two fumbles. As a sophomore, he started all year at free safety but also saw action as a quarterback for one series against Valparaiso. He ranked third on the team with 79 tackles. As a freshman, he earned second-team All-Independent honors at free safety, recording 73 tackles, two fumble recoveries and two interceptions. He did not play in 1996 under NCAA Proposition 48 rules and still had a year of eligibility in 2000 upon his graduation. In the 2001 NFL Draft, he was one-of-three South Florida players drafted consecutively with the first three picks of the fourth round: G Kenyatta Jones (New England), Henry and K Bill Gramatica (Arizona).

PERSONAL: Anthony Daniel Henry was named Lee County Athlete of the Year and District Player of the Year as a senior at Estero High School in Fort Myers, Fla. In the spring of 2004, he had his jersey #3 retired by the school, where he lettered as a free safety, cornerback, quarterback and punter (41.6-yard average). On offense he threw for 821 yards and seven touchdowns while gaining 650 yards with seven scores rushing, and on defense, he totaled 60 tackles with three interceptions in his final year. Henry was also the team MVP in basketball and the District Most Valuable Player in track, setting school records in the high jump (6' 6") and triple jump (44' 1"). He earned his B.A. in communications from South Florida. During his time in Cleveland, Henry donated his time to various charitable causes, including the Taste of the NFL to benefit the Cleveland Foodbank, visiting patients at the Cleveland Clinic, Make-A-Wish Foundation, the Special Olympics and building a playground with the United Way.

HENRY'S NFL TOTALS

Year	GP-GS	DEFENSE								INTERCEPTIONS				FUMBLES REC			
		ST	AT	TT	Sks-Yds	Tkl/Ls	QB Prs	PBU	FF	No Yds	Avg	Lg	TD	No Yds	Avg	Lg	TD
2001 Cleveland	16-2	30	14	- 44	0.0(0)	0(0)	0	10	0	10	17.7	17.7	97	1	0	0	0
2002 Cleveland	16-10	57	12	- 69	0.0(0)	0(0)	0	12	2	2	4	2.0	4	0	0	0	0
2003 Cleveland	14-13	40	16	- 56	0.0(0)	0(0)	0	12	0	1	19	19.0	19	0	0	0	0
2004 Cleveland	15-14	69	16	- 85	0.0(0)	0(0)	0	11	0	4	83	20.8	51	0	0	0	0
Totals	39-61	196	58	- 254	0.0(0)	0(0)	0	45	2	17	283	16.6	97	1	0	0	0
Playoffs																	
2002 Cleveland	1-0	3	2	- 1	0.0(0)	0(0)	0	0	0	1	0	0.0	0	0	0	0	0
Year Team		SPECIAL TEAMS															
		Solo	Ast	Tot	FF	FR	BP	BFG	BXP								
2001 Cleveland		-	-	10	-	-	-	-	-								
2002 Cleveland		-	-	11	-	-	-	1	-								
Totals		-	-	21	-	-	-	1	-								

ADDITIONAL STATISTICS

Blocked Kicks - 2002 (1 field goal).

SINGLE-GAME BESTS

Tackles - 8 three times, last at Cincinnati 11/28/04

Interceptions - 3 vs. Detroit 9/23/01; at Baltimore 11/18/01

Long Interception Return - 97 ft vs. Jacksonville 12/16/01

Passes Defended - 3 vs. Cincinnati 9/28/03



DREW HENSON

Quarterback

6'4" ★ 233 ★ 2/13/80

Michigan ★ Trade (Hou) for '04

NFL: 2nd Year ★ Cowboys: 2nd Year

7

PRO: After being out of football for three years, Drew Henson made his return to the gridiron in 2004 as a member of the Dallas Cowboys. The Cowboys acquired Henson from the Houston Texans on March 19, 2004 for a 2005 third round draft choice. He quickly made the transition back to football and spent the 2004 season moving between the second and third spots on Dallas's quarterback depth chart - making his NFL debut in the process. Prior to his return to the football field, he spent three years playing full-time baseball in the New York Yankees farm system. Originally a third-round selection of the Yankees in 1998, he turned down a baseball-only contract in order to play football at the University of Michigan while also playing in the Yankees farm system. After three years at Michigan, he signed a baseball-only deal with the Yankees on March 25, 2001. He moved through the New York farm system over the next three years, even being called up to the big league roster twice (2002 and 2003). In February, 2004, he notified the Yankees of his desire to return to football. His NFL rights were held by the Houston Texans, who originally drafted Henson in the sixth round (192nd overall) of the 2003 NFL Draft, but he was soon traded to the Cowboys. With a year of NFL seasoning under his belt, Henson will only improve as he continues to work for more playing time and, ultimately, the Cowboys top quarterback position.

2004: Henson spent his first professional football season bouncing between the second and third quarterback positions, making two appearances under center and completing 10-of-18 passes for 78 yards, a touchdown and an interception. After being acquired from the Texans, Henson completed 21-of-33 passes for 216 yards and two

interceptions in preseason action. He then began the season as the Cowboys third quarterback, serving in that capacity for the first six games of the season. He was promoted to the second quarterback spot against Detroit (10/31) and saw his only action against the Lions, at Cincinnati (11/7) and against Philadelphia (11/15) as the holder on PATs and field goals. At Baltimore (11/21), he made his NFL quarterbacking debut when he replaced the injured Vinny Testaverde in the fourth quarter and completed all six of his passes for 47 yards and a score while leading the Cowboys to their only touchdown of the day. Four days later against Chicago (11/25) on Thanksgiving Day, Henson earned his first NFL start in place of the injured Testaverde, becoming the eighth rookie in franchise history to start at quarterback. Henson completed four-of-12 passes for 31 yards and an interception and drove Dallas 62 yards for a touchdown on the Cowboys first possession. Henson was replaced by Testaverde to start the third quarter and did not see any more action. He returned to holding duties at Seattle (12/6) and against New Orleans (12/12) before being inactive as the third quarterback at Philadelphia (12/19) and against Washington (12/26). He returned to the second position on the depth chart for the season finale at the N.Y. Giants (1/2/05) but did not see any action.

BASEBALL: Originally a third-round selection of the New York Yankees in the Major League Baseball Draft in June 1998, Henson was traded to the Cincinnati Reds in July of 2000, but he was re-acquired by the Yankees on March 21, 2001 and signed a long-term, baseball-only contract four days later. Henson spent six years playing third base in the Yankees farm system, the last

two-plus seasons at their AAA team in Columbus, Ohio. For his career, he hit .248 in 501 minor league games with 67 home runs and 274 RBI. He made two September appearances (2002 and 2003) with the Yankees, seeing action in eight games and recording one hit in nine at bats. He spent his second full season (2003) with the Yankees AAA affiliate in Columbus and hit .234 with 78 RBI and 14 home runs. He was called up to the major league roster on Sept. 6 and saw action in five games, going one-for-eight and logging his first big league hit (single) along the way. In his first full season in Columbus (2002), he hit .240 with 65 RBI and a team-high 18 home runs. He was selected to play in the 2002 Futures Game in Milwaukee as the starting third baseman. He made his Major League debut Sept. 5 against Detroit, pinch-running for Bernie Williams. The Yankees re-acquired Henson on March 21, 2001 from Cincinnati (along with Michael Coleman in exchange for Wily Mo Pena), and he left Michigan prior to his senior year after signing a six-year, \$17 million deal with New York on March 25. He started the season at Class A Tampa but was placed on the disabled list April 15 with a broken left wrist after being hit by a pitch. He was activated June 16 and reported to AA Norwich, where he played in five games before moving to AAA Columbus, where he hit .222 with 11 home runs. In 2000, Henson hit .266 with 49 RBI and nine home runs. He started the season for the Yankees A Tampa affiliate. He then moved up to AA Norwich. He played in the Futures Game in Atlanta, then was traded to the Cincinnati Reds (along with Jackson Melian, Brian Reith and Ed Yarnall in exchange for Denny Neagle and Mike Frank) on July 12. He finished the summer with the Reds AA affiliate in Chattanooga before returning for football practice at Michigan. He spent the entire 1999 season with the Yankees A club in Tampa, batting .280 with 37 RBI and 13 home runs. In his first professional season (1998), he played 10 games for the Gulf Coast League Yankees, hitting .316 (12-for-38).

COLLEGE: He spent three years playing football for the Wolverines – completing 214-of-374 passes for 2,946 yards and 24 touchdowns and setting the school record for lowest career interception percentage (1.87) in his final, junior campaign (2000). Henson earned honorable mention All-Big Ten honors after completing 146-of-237 passes for 2,146 yards, 18 touchdowns and four interceptions. He led the conference in pass efficiency rating (159.4) and finished second in passing (238.4 yards-per-game). His 159.4 passer rating was the fifth best in school history, and his 18 scoring tosses were fourth most in Michigan history. After missing the first three games following right foot surgery just prior to the start of the season, he returned to the field to start eight of the next nine games, guiding the Wolverines to a 9-3 record, a share of the Big Ten title and a #11 ranking

in the final Associated Press poll. He also led Michigan over Auburn in the Florida Citrus Bowl to close out his collegiate campaign, completing 15-of-20 passes for 294 yards and two touchdowns. Henson earned academic All-Big Ten and U-M Athletic Academic Achievement honors as a sophomore while seeing action in 10-of-12 games backing up current New England Patriots and two-time Super Bowl MVP quarterback Tom Brady. The duo guided Michigan to a 10-2 record and a #5 ranking in the final AP poll. Henson completed 47-of-90 passes for 546 yards, three touchdowns and two interceptions while also scoring a rushing touchdown and catching a 23-yard pass. As a freshman, Henson saw action in eight games and completed 21-of-47 passes for 254 yards, three scores and an interception in helping lead the Wolverines to a 10-3 record and a #12 ranking in the final AP poll.

PERSONAL: Drew Daniel Henson graduated from Brighton, Mich., High School in 1998, where he was co-valetictorian, a member of the National Honor Society and a speaker for the D.A.R.E. program. A top all-around athlete, Henson earned all-state honors in baseball, basketball and football. He is second all-time in Michigan high school annals in career passing yards (5,662), career touchdown passes (52) and single-season touchdown passes (26 in 1997). He also owns the state record for touchdown passes in a game with six. He averaged 45.7 yards-per-punt for his prep career. As a senior, he was a *Parade* All-America at quarterback as well as a *USA Today* All-America selection at punter. On the diamond, he was named the *USA Today* Player of the Year and the Baseball America 1998 High School Player of the Year. He was a four-year all-state selection in baseball, and he left Brighton as the national high school record holder in career home runs (70), RBI (290) and runs scored (259). As a pitcher, he struck out 163 hitters in 72 1/3 innings of work as a junior. As a senior, he was 14-1 with a 0.86 ERA and 174 strikeouts in 82 innings. After joining the Cowboys, Henson was introduced to Dallas Cowboys fans at the team's annual (NFL) Draft Day party, where he spoke to the crowd and signed autographs. He has kept active in the Dallas-Ft. Worth community participating in the Cowboys annual NFL United Way Hometown Huddle serving an early Thanksgiving feast to 300 deserving men and women at The Salvation Army and in the 2005 offseason, participating in the Lymphoma and Leukemia Society fundraising style show. Henson also attended the MDA Muscle Team Bash hosted by former Cowboys fullback and FOX Sports announcer Daryl Johnston. Henson was a general studies major at Michigan. Drew's father, Dan, is a former offensive coordinator at Eastern Michigan.

HENSON'S COWBOYS TOTALS

Year Team	GP-GS	Att	Cmp	PASSING		TD	Int	Long	Sacks	Rating
				Yds	Yds/Att					
2004 Dallas	7-1	18	10	78	4.33	55.6	1	16	2/26	61.8

Year Team	No	Yds	Avg	RUSHING	
				Long	TD
2004 Dallas	1	7	7.0	7	0

ADDITIONAL STATISTICS

Fumbles (fumbles/lost) – 2004 (1/1)

SINGLE-GAME BESTS

Attempts – 12 vs. Chicago, 11/25/04
 Completions – 6 @ Baltimore, 11/21/04
 Yards – 47 @ Baltimore, 11/21/04



PETE HUNTER

Cornerback

6'2" ★ 208 ★ 5/25/80

Virginia Union ★ D5 for '02 (168th overall)

NFL: 4th Year ★ Cowboys: 4th Year

47

PRO: A promising young player who possesses good size, speed and natural athletic ability, Pete Hunter was progressing into a productive NFL cornerback when his third professional season (2004) came to a crashing halt, the result of a torn ACL in his right knee. After making the switch from college safety to NFL cornerback, Hunter went from being a special teams standout as a rookie to nickel corner in his second year to starting corner in his third year. The progression demonstrated a steady improvement in his game — both physically and mentally. With the set-back of the knee injury, Hunter has spent the last 10 months rehabilitating and working to gain the form that allowed him to move into the starting right corner spot. Hunter originally joined the Cowboys when Dallas selected him in the fifth round (168th overall) of the 2002 NFL Draft.

2004: Hunter looked poised for a break-out season when his year came to a sudden halt in a Week Three victory at Washington (9/27). After an intense training camp battle, Hunter was named the Cowboys starter at right cornerback and made just his third career start in the season opener at Minnesota (9/12). He registered five tackles and his first career sack against the Vikings. The following week against Cleveland (9/19), he tallied three stops and picked off his only pass of the season as the Browns were limited to 66 net passing yards on the day. Cleveland's starting wide receivers finished the game with just four catches for 50 yards. Hunter then recorded an early tackle at Washington (9/27) before tearing the anterior cruciate ligament in his right knee early in the game. He was placed on injured reserve Sept. 30 and underwent surgery to repair his knee on Oct. 5. He spent the remainder of the season and the ensuing offseason rehabilitating his knee.

2003: After a fractured left forearm in training camp held him out of the last three preseason games, Hunter's development as a NFL cornerback continued to progress at a rapid pace as the regular season evolved. A season-long injury to Donald Mitchell and the release of Derek Ross pushed Hunter into the primary nickel back role late in the season. Hunter closed his second NFL season with 19 tackles while breaking up four passes and collecting one interception. Hunter also surfaced as one of the Cowboys most productive special teams players, finishing fifth on the squad with 11 special teams tackles. His forearm fracture occurred on the opening kickoff of the first preseason game at Arizona (8/9), but he recovered in time to play in the season opener against Atlanta (9/7). In the overtime victory at the N.Y. Giants (9/15), Hunter saw extensive action in the nickel package covering the slot. He tied for second on the team with a season-high five tackles against the Giants and broke up a pass. In the win at the N.Y. Jets (9/28), Hunter made perhaps the biggest tackle of his career with a fourth down

stop of Wayne Chrebet that ended New York's final drive at the Cowboys eight-yard line. Hunter also broke up a pass and had two tackles against the Jets. Against Arizona (10/5), he recorded one tackle and a quarterback pressure as a part of the nickel package, but made his biggest play of the day on special teams when he downed a Dallas punt at the Cardinals one-yard line. The Cowboys defense recorded a safety on the ensuing possession. In the big win over Philadelphia (10/12), Hunter recorded two tackles and helped limit the Eagles to 115 net passing yards, including just four catches for 42 yards by Philadelphia's three wide receivers. At Detroit (10/19), Hunter was second on the team with two special teams tackles as Reggie Swinton was limited to a 16.3-yard average on seven kickoff returns. In the 10-6 win over Buffalo (11/9), he downed a punt at the Bills three-yard line. He took over the permanent responsibility of being the team's nickel back at Philadelphia (12/7) following the release of Derek Ross. Hunter responded with four tackles. At Washington (12/14), he played a major role on both special teams and defense. He recovered a Redskins muffed punt in the first quarter and a Dallas muffed punt in the third quarter. Then, in the fourth quarter, he recorded his only interception of the season when he picked off Tim Hasselbeck at the Cowboys 47-yard line to set up the game's final touchdown. Working in the nickel, he helped hold Washington's wide receivers to four catches for 29 yards, including none by Laveranues Coles. In the play-off clinching win over the N.Y. Giants (12/21), Hunter recorded two tackles and a pressure. New York was limited to 159 net passing yards and converted just four of their 17 third down opportunities. In his NFL postseason debut at Carolina (1/3/04), Hunter recorded only one tackle, but it saved a touchdown on a long Panther pass completion on the opposite side of the field.

2002: After being inactive for the first two games of the season, Hunter made his NFL debut at Philadelphia (9/22) on special teams. The next week at St. Louis (9/29), he picked up his first career special teams tackle before suffering a sprained left knee. He returned to action against the N.Y. Giants (10/6), seeing time at safety and in nickel packages before spraining his left ankle. Hunter sat out the next two games but returned against Jacksonville (11/24) to record his first career tackle as a member of the defense. He finished with five stops against the Jaguars. Hunter saw significant action on Thanksgiving Day against Washington (11/28), tallying five tackles while adding three more on special teams. He finished with a season-high six tackles, one for a loss, and a pressure against San Francisco (12/8). He saw extensive second half action at right cornerback against Philadelphia (12/21) in place of Mario Edwards (neck) and tied his season-high with six stops while picking up his first-career interception and breaking up three pass-

es. Hunter earned his first NFL start in place of Edwards in the season finale at Washington (12/29), picking up five tackles.

COLLEGE: Hunter finished his career with 10 blocked kicks (punts, field goals and PATs). As a senior, Hunter made the move from free safety to strong safety. A preseason All-America selection, he went on to justify those honors by leading the CIAA conference with 11 interceptions in 11 games. He finished fifth on the Panthers with 50 tackles and had a team-high 13 passes defended while also blocking a conference-high six kicks. As a junior, he returned to the free safety position in the Virginia Union secondary, finishing third on the team with 52 tackles, including nine for losses. Hunter was second on the team with three interceptions – one returned for a touchdown – and three fumble recoveries while leading the team with 13 passes defended. As a sophomore, he moved from cornerback to free safety and led the team with six interceptions for 133 yards in returns. He also broke up 10 passes and recov-

ered two fumbles. Virginia Union posted an 8-2 record behind Hunter's 40 tackles and two sacks.

PERSONAL: An honor student at Atlantic City, N.J., High School, Ralph Everette Hunter went on to earn similar honors and his degree in criminal justice at Virginia Union. While in Richmond, he was also a member of the school's Student Athlete Advisory Council. He was selected to the CIAA-All Community Works team for his efforts with the K-8 grades as a substitute teacher and volunteer in the after school program when at home. As a member of the Cowboys 2002 Rookie Club – a program designed to introduce rookie team members to community service in the Dallas area – Hunter participated in monthly charity visits to non-profit organizations serving children. During the 2004 offseason, Hunter volunteered with several teammates to serve as a celebrity football coach at the team's annual Let Us Play! Sports Camp for 150 girls from area non-profit organizations. Pete's mother, Carol Derrick, is a casino dealer in Atlantic City.

HUNTER'S COWBOYS TOTALS

		DEFENSE										INTERCEPTIONS					FUMBLES REC				
Year	GP-GS	ST	AT	TT	Sks- Yds	Tkl/ Ls	QB Prs	PBU	FF		No	Yds	Avg	Lg	TD	No	Yds	Avg	Lg	TD	
2002 Dallas	11-2	21	6	—	27	0.0(0)	4(-5)	1	3	0	1	16	16.0	16	0	0	0	0	0	0	
2003 Dallas	16-0	18	1	—	19	0.0(0)	0(0)	2	4	0	1	0	0	0	0	0	0	0	0	0	
2004 Dallas	3-3	6	3	—	9	1.0(-6)	1(-2)	0	1	0	1	2	2.0	2	0	0	0	0	0	0	
Totals	30-5	45	10	—	55	1.0(-6)	5(-7)	3	8	0	3	18	6.0	16	0	0	0	0	0	0	

Playoffs

2003 Dallas	1-0	1	0	—	1	0.0(0)	0(0)	0	0	0	0	0	0.0	0	0	0	0	0	0
-------------	-----	---	---	---	---	--------	------	---	---	---	---	---	-----	---	---	---	---	---	---

Year Team	SPECIAL TEAMS							
	Solo	Ast	Tot	FF	FR	BP	BFG	BXP
2002 Dallas	4	2	6	0	0-0	0	0	0
2003 Dallas	7	4	11	0	1-0	0	0	0
2004 Dallas	0	0	0	0	0-0	0	0	0
Totals	11	6	17	0	1-0	0	0	0

SINGLE-GAME BESTS

Tackles – 6 vs. Philadelphia, 12/21/02
Passes Defended – 3 vs. Philadelphia, 12/21/02



BRADIE JAMES

Linebacker

6'2" ★ 250 ★ 1/17/81

Louisiana State ★ D4 for '03 (103rd overall)

NFL: 3rd Year ★ Cowboys: 3rd Year

56

PRO: Possessing size, strength and the ability to bring a big hit to any play, Bradie James figures to be in the mix as a Dallas linebacker for years to come. Although he worked primarily as a back-up to Pro Bowl linebacker Dexter Coakley during his first two NFL seasons, James showed the natural instincts and football savvy that warranted his fourth round (103rd overall) selection. With the departure of Coakley this past offseason, James clearly steps to the forefront at Dallas's weakside linebacker position. He will work closely with Dallas linebackers coach Gary Gibbs – who helped develop James as his position coach at Louisiana State – to improve on the nuances of playing linebacker in the NFL as he looks to solidify his position as the Cowboys weakside linebacker for now and the future.

2004: Following his solid rookie campaign in 2003, James used 2004 to showcase his abilities

on the defensive side of the ball while continuing his impressive special teams play. Splitting time at weakside linebacker with Coakley, James finished the year with 38 defensive tackles, two pressures and a pass deflection. He also posted a career- and team-high 24 special teams stops – the most by a Cowboy since Charlie Williams tallied 26 in 1997 – while helping Dallas's kickoff coverage unit limit opponents to a league-low 17.5 yards-per-return. Splitting time with Coakley in the season opener at Minnesota (9/12), James finished second on the team with a career-high eight tackles. The following week against Cleveland (9/19), he tallied three special teams tackles as the Browns averaged 7.0 yards on three kickoff returns. He recorded three tackles and tied for the team lead with two special teams stops at Washington (9/27). He earned his first NFL start at Green Bay (10/24) when the Packers opened in a two-tight end formation. He finished the day with seven

tackles. Against Detroit (10/31), he tallied a special teams tackle as Eddie Drummond – the NFL's third ranked kickoff returner entering the game at 29.0 yards-per-return – was limited to a 16.8-yard average. James finished third on the team with five defensive stops against Philadelphia (11/15) before starting his second career game and totaling three tackles at Baltimore (11/21). He also tied for the team lead with three special teams stops against the Ravens. He helped limit the Ravens to a 14.0-yard average on three kickoff returns. Against Chicago (11/25) on Thanksgiving Day, he totaled three special teams tackles as the Bears were limited to a 15.5-yard average on four kickoff returns. In Dallas's come-from-behind, Monday night victory at Seattle (12/6), he was second on the team with three special teams stops. He also recorded his first career pass deflection against the Seahawks. Against New Orleans (12/12), he tallied two special teams tackles in helping limit the Saints to a 16.5-yard average on four kickoff returns. One of his tackles came when he helped stop a fake punt attempt by the Saints, giving Dallas the ball at the New Orleans 38-yard line. He closed out his most productive season by tying for the team lead with two special teams tackles at the N.Y. Giants (1/2/05). The Giants, who entered the game with a league-best 25.1-yard kickoff return average, were limited to a 16.0-yard average on five returns.

2003: James put his rookie season to productive use, learning the Cowboys defensive scheme as a backup linebacker and becoming one of the team's more prominent special teams players. He closed the year fourth on the squad in special teams tackles with 16. Inactive the first two games of the year, James made his NFL debut at the N.Y. Jets (9/28), recording two kicking game tackles. At Detroit (10/19), James saw his first action on defense and recorded a fourth quarter tackle. In the key victory over Carolina (11/23), he forced a fumble on the opening kickoff that Roy Williams recovered to set up Dallas at the Panthers 18-yard line. That turnover led to a Dallas field goal and the first points in the 24-20 win. James tied for the team lead with two special teams tackles as the Panthers were limited to two punt returns for -1 yard. In the Thanksgiving Day loss to Miami (11/27), James was third on the team with two special teams tackles as Miami was limited to a 4.0 average on four punt returns and a 17.8-yard mark on four kickoff returns. In the loss at Philadelphia (12/7), he tied for the team lead with two special teams tackles as the Eagles were limited to 7.0 yards on two punt

returns and a 16.5-yard average on four kickoff returns. He led all Cowboys in special teams stops with three – one of those coming on a Redskins fake punt – at Washington (12/14).

COLLEGE: James was a two-time All-SEC selection on the football field and a National Scholar Athlete as selected by the National Football Foundation and a member of the SEC Academic Honor Roll in the classroom. James finished his playing days as the school's second leading tackler with 418 career stops – 33 of which were for lost yardage – while also recording 29 quarterback pressures, 14 sacks, eight pass deflections, four forced fumbles, two fumble recoveries and two interceptions. He spent his first three seasons with the Tigers playing weakside linebacker before moving to middle linebacker as a senior and earning All-America and All-SEC honors. James set the LSU single-season tackle record with 154 as a senior. As a junior, he earned All-SEC honors after finishing second on the team with 113 tackles. LSU posted a 10-3 record, captured the SEC title and a Sugar Bowl win along the way. As a sophomore, James earned second-team All-SEC honors after closing the season second on the team (third in the conference) with 110 tackles. He was the team leader with five sacks.

PERSONAL: Bradie Gene James earned *Parade* All-America, all-state, class 5A defensive MVP and district defensive MVP honors after totaling 136 tackles, five sacks and three fumble recoveries as a senior at West Monroe, La., High School. His play helped lead West Monroe to a state championship while earning him selection to the *Louisiana Football Magazine's* All-Louisiana team, the *New Orleans Times Picayune's* Top 20 blue chip list and the *Atlanta Journal-Constitution's* super southern 100 list. James graduated from LSU with a degree in criminology. After his senior year in college, he was named a National Scholar Athlete (as selected by the National Football Foundation) and member of the SEC Academic Honor Roll in the classroom. As a member of the Cowboys 2003 Rookie Club – a program designed to introduce rookie team members to community service in the Dallas area – James participated in charity visits to various non-profit organizations serving children and adults. Visits included work with the ChildCareGroup, The Salvation Army, Children's Medical Center Dallas and Kid's Café at The Voice of Hope Ministries. In 2004, James participated in The Salvation Army Angel Tree program – donating Christmas gifts for underprivileged children.

JAMES'S COWBOYS TOTALS

Year	GP-GS	DEFENSE									
		ST	AT	TT	Sks-Yds	Tkl/Ls	QB Prs	PBU	FF		
2003 Dallas	14-0	1	0	1	0.0(0)	0(0)	0	0	1		
2004 Dallas	16-2	24	14	38	0.0(0)	0(0)	2	1	0		
Totals	30-2	25	14	39	0.0(0)	0(0)	2	1	1		

PLAYOFFS											
2003 Dallas	1-0	0	0	0	0.0-0	0(0)	0	0	0		

Year Team	SPECIAL TEAMS									
	Solo	Asst	Tot	FR	FR	BP	BFG	BXP		
2003 Dallas	6	10	16	1	0	0	0	0		
2004 Dallas	6	18	24	0	0	0	0	0		
Totals	12	28	40	1	0	0	0	0		

SINGLE-GAME BESTS
Tackles – 8 @ Minnesota, 9/12/04



AL JOHNSON

Center

6'5" ★ 305 ★ 1/27/79

Wisconsin ★ D2 for '03 (38th overall)

NFL: 2nd Year ★ Cowboys: 2nd Year

52

PRO: After being drafted in the second round (38th overall) of the 2003 NFL Draft, Al Johnson was penciled in as the club's starting center entering Dallas's 2003 training camp. A knee injury one week into his first camp brought an end to his rookie season, but a year of hard work in the weight room and training room had him ready to compete in 2004. He quickly earned the starting center role two weeks into the season as his intelligence and gritty play in the trenches proved he is Dallas's long-term answer at center. Johnson is poised to continue his dominance of opposing defensive tackles as the 2005 season nears.

2004: Johnson made his NFL debut in the second quarter at Minnesota (9/12) after starting center Tyson Walter sprained his knee. With Johnson's help, the Cowboys offense racked up 423 yards of total offense, its best showing since Jan. 2, 2000 when the club had 437 total yards against the N.Y. Giants. Against Cleveland (9/19), Johnson got the starting nod in place of Walter (knee) and helped Dallas rack up 441 yards of total offense. He settled into the role as the starting center at Washington (9/27) and the line surrendered just one sack in 30 pass plays. Johnson once again started, but alternated quarters with Walter against the N.Y. Giants (10/10) as the Dallas run game racked up 166 yards and a 5.5 yard-per-carry average. His protection of Vinny Testaverde at Green Bay (10/24) allowed the team to rack up 308 passing yards, the club's record-tying third 300-yard passing day of the season. Against Detroit (10/31), Johnson & Co. allowed just one sack in 25 pass plays against the league's top ranked defensive unit in sacks-per-pass play. Johnson's work against Philadelphia (11/15) helped limit Corey Simon to just one tackle while allowing just one sack. On Thanksgiving Day against Chicago (11/25), Johnson was part of a line that led the way for Julius Jones to rush for 150 yards – the first 100-yard rushing performance of the season by a Dallas back and tied for the third best mark ever by a Dallas rookie back. In the Cowboys come-from-behind victory Monday night at Seattle (12/6), the line's blocking opened holes for Jones to run for 198 yards, the third best rushing day in club history and the second best ever by a Cowboys rookie. At Philadelphia (12/19), Johnson's work helped Jones pick up 80 rushing yards, his fifth consecutive game with over 80 yards on the ground. In the season finale at the N.Y. Giants (1/2/05), the O-Line opened holes for Jones to rush for 149 yards on 29 carries (5.1 avg.) and a touchdown and offered enough protection for Testaverde to finish with a season-high 109.2 quarterback rating. Over the final seven games of the season, Johnson's work in the trenches helped Jones average 115.7 yards-per-game rushing and finish the season as the NFL's second leading rookie rusher.

2003: Johnson moved into the starting lineup at center at the beginning of training camp but then suffered cartilage damage in his right knee during practice against Houston on Aug. 2. He underwent microfracture surgery on Aug. 8 and was placed on injured reserve, ending his season before it began, on Aug. 26.

COLLEGE: A three-year starter at Wisconsin, Johnson was part of a team that won 32 games and posted a 3-0 record in bowl games during his time in Madison. As a senior captain, Johnson was a consensus All-Big Ten second-team choice while garnering third-team All-America honors from *The Sporting News* and honorable mention from CNN/SI. Johnson started every game at center as a junior and earned honorable mention All-Big Ten honors. He originally took over the starting center duties in the second game of his sophomore season and proceeded to earn honorable mention All-Big Ten honors for his play. Johnson's play in the middle of the Badgers offensive line helped the team average 196.1 rushing yards-per-game while leading the way for Michael Bennett to rush for 1,598 yards on 294 carries (5.4 avg.). Bennett's 159.8 rushing yards-per-game was the third best average in the country.

PERSONAL: Johnson, a sociology major at Wisconsin, was a standout two-way player at Southern Door High School in Brussels, Wis., earning second-team All-America honors from *Prep Football Report* and all-state honors from the *Milwaukee Journal Sentinel* while being named a national top 20 lineman by *SuperPrep*, the state of Wisconsin's top player by *Street & Smith's* and the Packerland Conference player of the year. He was also named to *PrepStar's* All-America "Dream Team" and played in the Wisconsin Shrine Game. The sociology major was also a member of the Southern Door track and basketball teams, winning the state track title in the shot put and being named conference player of the year in basketball. Despite the 2003 season ending knee injury and intense rehabilitation schedule, Johnson kept busy in the community. As a member of the Cowboys 2003 Rookie Club – a program designed to introduce rookie team members to community service in the Dallas area – Johnson participated in charity visits to various non-profit organizations serving children and adults. Visits included work with the ChildCareGroup, The Salvation Army, Children's Medical Center Dallas and Kid's Café at The Voice of Hope Ministries. Johnson also served as the team's spokesman for the Dallas Cowboys High School Coach of the Week program making visits and check presentations to the winning coach at his high school. In 2004, Johnson participated in The Salvation Army Angel Tree program – donating Christmas gifts for underprivileged children.

A. JOHNSON'S COWBOYS TOTALS

GAMES/STARTS (regular season, playoffs): 2003 (I.R.), 2004 (16/15). Total – 16/15.



KEYSHAWN JOHNSON

Wide Receiver

6'4" ★ 211 ★ 7/22/72

Southern California ★ Trade (T.B.) for '04

NFL: 10th Year ★ Cowboys: 2nd Year

19

PRO: Keyshawn Johnson lived up to his advanced billing for the Cowboys in 2004, leading the team in receiving yards and tying for the lead in touchdown catches while taking over a leadership role in the locker room and on the field. Johnson's combination of size and speed gives him the ability to take over a game at receiver, but he has also established himself as an exceptional asset in the running game by making key blocks on a cornerback or safety down field or on a defensive lineman at the point of attack, making him one of the National Football League's most complete players. His all-around game has earned him selection to the Pro Bowl three times during his eight year career – 1998 and 1999 with the N.Y. Jets and 2001 with Tampa Bay. Johnson currently stands 23rd in NFL history in career receptions with 673 and is 39 catches shy of the NFL's all-time Top 20 (Rod Smith – 712). With 83 yards receiving in 2005, Johnson will become just the 23rd player in NFL history to reach the 9,000-yard mark for his career. In reaching the 600 career receptions plateau in 118 games, he tied Herman Moore for the second fewest number of games needed in NFL history to reach that mark, and he became one of only three players in league annals (Moore and Marvin Harrison) to reach 600 receptions in less than 120 games. He caught 512 passes in his first 100 games to rank as the fourth most receptions in a player's first 100 games – Harrison (591), Sterling Sharpe (524) and Lionel Taylor (516). To achieve this production, he has averaged 74.8 catches-per-season over his first nine seasons, and he has caught a pass in every one of his 135 games, the second longest streak among active receivers (Harrison, 139) and the third longest streak to begin a career among all players (Marshall Faulk, 158 and Harrison, 139). For his career, Johnson has recorded 60-or-more catches in eight of his nine NFL seasons. In 2001 and 2002, he became the first player in Buccaneers history to record consecutive 1,000-yard receiving seasons when he registered 1,266 yards in 2001 and 1,088 in 2002. A durable player, Johnson has missed only three of a possible 145 career games – including play-offs – due to injury. He spent the first four years of his professional career with the N.Y. Jets, who drafted him with the top overall selection in the 1996 NFL Draft. He was the first wide receiver selected with the number one overall pick since Irving Fryar was chosen by New England in 1984. While in New York, he played three seasons (1997-99) under Bill Parcells. Johnson was traded to the Tampa Bay Buccaneers in 2000 for two first round draft choices (12th – Shaun Ellis – and 27th – Anthony Becht – overall) in the 2000 NFL Draft. The Cowboys acquired Johnson from Tampa Bay on March 19, 2004 in exchange for Joey Galloway.

2004: Johnson did not miss a beat when he took the field for Dallas in 2004, leading the team in receiving yards (981) and tying for the team lead

in touchdown catches (six). He finished the season 11th in the NFC in receiving yards and 15th in receptions (70) despite missing most of the season-finales after fracturing his left ankle early in the game. In the season opener, Johnson debuted in style by leading the team with a season-high nine receptions and 111 yards at Minnesota (9/12). It was the eighth best reception total of his career (seventh time he has had nine catches in a game) and the 19th 100-yard game of his career – putting him over the 8,000-yard mark for career receiving yards. The following week against Cleveland (9/19), he had a 36-yard catch off a flea flicker to set up the first Dallas touchdown at the one-yard line and then added a 21-yard grab in the third quarter. He broke up a pass as a deep safety on the game's final play, the first offensive player to break up a pass for Dallas since Alvin Harper at Denver on Dec. 6, 1992. Against the N.Y. Giants (10/10), he recorded four catches for 43 yards, including his first touchdown catch as a Cowboy. He also attempted his second career pass, but the toss intended for Richie Anderson fell incomplete. Johnson found the end zone for the second straight week with a score against Pittsburgh (10/17), finishing the game with six receptions for 61 yards and the touchdown. He had four catches for 27 yards and a 13-yard run on an end around on the game's opening touchdown drive. Johnson was second on the team with five receptions for 73 yards at Green Bay (10/24). Against Detroit (10/31), he recorded the seventh multiple-touchdown game of his career with three catches for 80 yards and two scores. His scoring catches were from 26- and 38-yards out and both catches came on third down. He also drew a 43-yard pass interference penalty to set up Dallas at the three-yard line, eventually leading to another Dallas touchdown. He was second on the team with four receptions for 58 yards at Cincinnati (11/7). Johnson led the team with six receptions for 58 yards against Chicago (11/25) on Thanksgiving Day, including two catches for 21 yards on the Cowboys go-ahead fourth quarter touchdown drive. His final catch of the drive was the 650th of his career. In the Cowboys dramatic 43-39 come-from-behind win at Seattle (12/6), he led the team with six catches for a season-high 116 yards – his second 100-yard receiving game of the season and the 20th of his career – and a touchdown. His 34-yard scoring catch was a leaping grab in the back of the end zone with 1:45 remaining in the game to pull Dallas to within three at 39-36. All six of his receptions gave Dallas a first down on the night. Against New Orleans (12/12), Johnson recorded two catches for 45 yards, including a game-long 29-yard grab. He also threw an interception on the final play of the game attempting to make a lateral back across the field. He was second on the team with five catches for 61 yards and a touchdown at Philadelphia (12/19) and then led the team with a season-high tying nine receptions

STAFF

KEYSHAWN JOHNSON

2004 SEASON

RECORDS

PLAYOFF RECORDS

HISTORY

SIDELINES

for 84 yards against Washington (12/26). Six of his nine catches went for a first down, including four on third or fourth downs to pick up first downs. In the season finale at the N.Y. Giants (1/2/05), Johnson had one catch for 18 yards but suffered a fractured left ankle on the play. He underwent surgery on Jan. 4, 2005 to repair the fracture and clean out cartilage damage in his right knee.

2003: Johnson started the first 10 games of the season for the Buccaneers and caught 45 passes for 600 yards and three touchdowns before being deactivated for the final six games of the season. He opened the season at Philadelphia (9/8) with a team-leading six catches for 83 yards, with five of his receptions going for first downs. Against Carolina (9/14), he recorded the 17th 100-yard receiving game of his career when he caught nine passes for 102 yards. He posted four catches for 62 yards against Indianapolis (10/6) before leaving in the second half with a left thigh bruise. He caught four passes for a team-high 80 yards, including a 39-yard touchdown, at Washington (10/12). His only catch against Dallas (10/26) was a four-yard touchdown grab. He led the team against New Orleans (11/2) with a season-high 10 catches for a season-high 124 yards, including catches of 24 and 23 yards. He totaled five receptions for 80 yards and a touchdown at Carolina (11/9). His final catch against the Panthers – a nine-yarder – was the 600th reception of his career – in his 118th career game – tying the second fewest games in NFL history needed to catch 600 passes. In his final action of the season, he caught three passes for 34 yards against Green Bay (11/16). He was declared inactive for the final six games of the season.

2002: In his third season in Tampa, Johnson became the first player in Bucs history to post back-to-back 1,000-yard receiving seasons when he totaled 1,088 yards and five touchdowns on 76 catches. His 14.3 yard-per-catch average was the highest of his career, and his receiving yardage was the eighth highest in the NFC while his receptions total was the 10th best in the conference. He kicked the season off against New Orleans (9/8) by catching five passes for a team-high 76 yards. He then caught three passes for 47 yards at Baltimore (9/15) before totaling four receptions for a team-leading 59 yards against St. Louis (9/23). On a third-and-14 play against the Rams, Johnson made a 21-yard fingertip catch to keep a Bucs touchdown drive alive. The following week at Cincinnati (9/29), he tied for the team lead with five catches for 56 yards. He again tied for the team lead at Atlanta (10/6) when he caught six passes for a game-high 131 yards (21.8 avg.), including a career-long 76-yard touchdown catch. He caught a season-high nine passes for a season-best 133 yards and a career-high tying two touchdowns against Minnesota (11/3). In the rematch against Carolina (11/17), Johnson caught a team-high seven passes for a team-high 74 yards and a score. He recorded a team-leading six receptions for a team-high 90 yards at Detroit (12/15). Against Pittsburgh (12/23), he posted 132 receiving yards and a touchdown on eight catches. He led the team with five receptions for 41 yards in the regular season finale at Chicago (12/29). In a NFC Divisional Playoff game against San Francisco (1/12/03), Johnson caught a team-high five passes for 85 yards (17.0 avg.). He then caught three passes for 40 yards and a touchdown in the NFC Championship Game at Philadelphia (1/19/03). In Super Bowl

XXXVII against Oakland (1/26/03), Johnson recorded a team-leading six catches for 69 yards. He finished the Buccaneers three-game run to the Super Bowl XXXVII title with a team-high 14 receptions for 194 yards and a touchdown.

2001: Despite seeing action in only 15 games, Johnson caught a Buccaneers club record and career-high 106 passes for 1,266 yards and a touchdown to earn selection to his third career Pro Bowl. He was also selected to *Sports Illustrated's* All-Pro team. His 1,266 receiving yards was the second best total in club history and was the seventh best total in the NFL (first in the NFC) for the 2001 season. He became only the fourth Buccaneer to eclipse the 1,000-yard plateau. He got things going with a seven-catch, 96-yard performance at Minnesota (9/30). He then caught a team-high nine passes for 82 yards against Green Bay (10/7) and eight passes for 140 yards at Tennessee (10/14). On Tampa's game-tying drive at the end of regulation, Johnson accounted for 57 of the drive's 62 yards on three catches to help the Bucs force overtime. The following week against Pittsburgh (10/21), he caught 10 passes for 159 yards, becoming the first Buccaneer since Mark Carrier in 1989 to record back-to-back 100-yard receiving games. At Green Bay (11/4), he led the team with six receptions for 63 yards, then posted seven catches for 72 yards at Detroit (11/11), including a key 18-yard completion for a first down on the Bucs game-winning field goal drive on the last series of the game. He again responded the next week against Chicago (11/18), hauling in a career-high 12 passes for 89 yards. His 12 receptions marked the best single-game effort by a Bucs wide receiver and tied for the second-best overall performance by a Buccaneer (RB James Wilder – 13 catches against Minnesota, 9/15/89). He tied for the team lead with seven catches for 85 yards at Cincinnati (12/2) before posting his third 100-yard game of the year with a 101-yard, 10-catch performance against Detroit (12/9). He caught his first touchdown pass of the season against the Lions, making a 13-yard leaping grab with 0:45 remaining to give Tampa a 15-12 victory. He posted four receptions for 59 yards on the game-winning drive, including a key catch on fourth-and-eight to keep the drive alive with 1:20 left in the game. He broke Mark Carrier's single-season club record of 86 receptions in a season with a fourth quarter grab. At Chicago (12/16), Johnson caught a team-high seven passes for 119 yards, including a season-long 47-yarder. He missed the Philadelphia game (1/6/02) with a left ankle sprain but returned the following week in a playoff contest against Philadelphia (1/12/02) to haul in three passes for a game-high 75 yards, including a 46-yarder to set up a Tampa field goal at the end of the first half.

2000: After being traded from the N.Y. Jets to Tampa Bay, Johnson stepped in and became one of the Bucs top offensive weapons, leading the team in receptions (71), receiving yards (874) and touchdown catches (eight). His 71 receptions was the fourth-best single-season total in club history – at the time – and his eight scoring grabs marked the second-best single-season total in Bucs history. He opened his career in Tampa by catching a team-high four passes for 64 yards at New England (9/3). He caught his first touchdown pass as a Buc against Chicago (9/10) by hauling in a 13-yard third quarter pass from Shaun King. The next week at Detroit (9/17),

Johnson caught a season-high eight passes for 84 yards. He led the squad with six catches for 42 yards at Washington (10/1), including a 19-yard grab to set up Martin Gramatica's 42-yard game-tying field goal late in the fourth period. He finished a Monday night match-up at Minnesota (10/9) with five catches for 71 yards, then collected six receptions for 79 yards against Detroit (10/19). In a rematch against Minnesota (10/29), he pulled in six passes for 121 yards (20.2 avg.) and one touchdown, marking his first 100-yard receiving day as a Buccaneer. He totaled three catches for 47 yards and a career-high tying two scoring grabs at Atlanta (11/5). He added five catches for 51 yards and a score against Green Bay (11/12). In a Monday night match-up against St. Louis (12/18), he caught a game-high seven passes for 116 yards (16.6 avg.) and a career-high tying two touchdowns. He registered six receptions for 69 yards and a touchdown in freezing weather at Green Bay (12/24). In Tampa Bay's playoff loss at Philadelphia (12/31), Johnson set club postseason records for receptions (six) and receiving yards (106).

1999: Johnson put together one of the best seasons of his career in his final year with the Jets, totaling 89 catches for 1,170 yards and eight touchdowns to earn his second consecutive selection to the AFC Pro Bowl squad. He opened the season with eight catches for a career-high 194 yards (24.3 avg.) and a touchdown against New England (9/12). He caught eight passes for 98 yards and a score at Denver (10/3) before posting eight receptions for 94 yards in a Monday night game against Jacksonville (10/11). He caught another five passes for 45 yards against Indianapolis (10/17), then led the Jets with five receptions for 72 yards at Oakland (10/24). He caught two passes for 51 yards against Arizona (11/7), including a 43-yard fourth quarter touchdown grab for the winning score. He hauled in six passes for 57 yards and a score at New England (11/15), four passes for 42 yards against Buffalo (11/21). At the N.Y. Giants (12/5), Johnson recorded 10 catches for 98 yards and a touchdown. He turned in a stellar performance against Miami (12/12), grabbing 11 passes for 144 yards and a career-high tying two touchdowns. He caught six passes for 96 yards at Dallas (12/19) before closing the season with three catches for 27 yards and a score at Miami (12/27).

1998: Johnson stepped up his game in his third season, racking up 83 catches for 1,131 yards and a career-high 10 touchdowns to earn his first Pro Bowl berth, where he earned co-MVP honors after catching seven passes for 87 yards. He launched the season with nine catches for a season-high 126 yards and a career-high tying two touchdowns at San Francisco (9/6) before hauling in six passes for 81 yards and a score against Baltimore (9/13). He caught two passes for 20 yards and a score against Indianapolis (9/20) while also providing outstanding run blocking on the outside as the Jets rolled up 302 yards on the ground. He led the team with four receptions for 79 yards in a Monday night match-up at New England (10/19). He caught a team-high seven passes for 95 yards and a score against Buffalo (11/8) before coralling five passes for 107 yards at Indianapolis (11/15). He racked up a season-high 10 catches for 112 yards and a touchdown at Tennessee (11/22), marking his second consecutive 100-yard receiving day. He caught three

passes for 77 yards and scored on a 35-yard reverse against Carolina (11/29), marking his first career rushing attempt and his first career rushing touchdown. He hauled in nine passes for 114 yards and a touchdown against Seattle (12/6). He posted seven catches for 66 yards at Buffalo (12/19) to help the Jets clinch the club's first-ever AFC East title. He closed out the regular season with six catches for 75 yards and a score against New England (12/27). He kicked off his postseason career by catching nine passes for 121 yards and a touchdown against Jacksonville (1/10/99) while also adding a 10-yard scoring run, a fumble recovery and an interception on the Jaguars Hail Mary attempt at the end of the game. His nine receptions against the Jags tied the Jets club record for catches in a playoff game while his 121 yards ranked fourth on the team's postseason single-game receiving yardage list. Johnson added seven catches for 73 yards in New York's AFC Championship Game loss at Denver (1/17/99).

1997: In starting 16 games for the first time in his career, Johnson hauled in 70 passes for 963 yards and five touchdowns in helping the Jets win eight more games than they did during the 1996 season. He opened the season with six catches for 68 yards at Seattle (8/31), then paced the team with 86 yards on three grabs against Buffalo (9/7). He collected six receptions for 62 yards at New England (9/14), including a 24-yard touchdown grab that sent the game into overtime. He posted four receptions for 80 yards and a touchdown against Miami (10/12). He added four catches for 66 yards against New England (10/19) before posting another four catches for 63 yards against Baltimore (11/2), including a 21-yard catch that set up the game-winning, 37-yard field goal in overtime. He hauled in six passes for 79 yards at Miami (11/9) before snagging a 35-yard touchdown catch at Chicago (11/16). Johnson caught a season-high nine passes for 104 yards against Minnesota (11/23), then caught five passes for 99 yards and a touchdown at Buffalo (11/30). He caught a team-high seven passes for 79 yards against Indianapolis (12/7).

1996: After being selected with the first overall pick by the N.Y. Jets in the NFL Draft, Johnson caught 63 passes for 844 yards and eight scores while starting 12 of the 14 games in which he played. His eight scoring grabs ranked second to the Rams Eddie Kennison among all NFL rookies. Johnson's first professional catch was a 50-yard grab at Denver (9/1). He caught five passes for 53 yards and his first career touchdown against Indianapolis (9/8). He hauled in six passes for 59 yards and a touchdown at Miami (9/15) before catching a season-high eight passes for 74 yards at Washington (9/29). He missed the Jets next two games after undergoing arthroscopic surgery on his right knee. He returned to action against Buffalo (10/20), matching his season-high with eight receptions for 94 yards and a career-best two touchdowns. He recorded seven catches for 94 yards and a score at Arizona (10/27), then caught five passes for 91 yards at Indianapolis (11/17) and three passes for 48 yards and a score against Houston (12/1). He totaled seven receptions for 91 yards and a score at New England (12/8) before totaling four catches for 77 yards and a score against Philadelphia (12/14).

COLLEGE: Johnson was a two-time All-America selection at Southern California, where he finished his two-year Trojan career second on the

school's career receptions list (176) and receiving yards list (2,940) and fourth on the receiving touchdowns list (19). He was a Biletnikoff Award finalist as a senior and was named college football's offensive player of the year by *Football News* after setting a USC and Pac-10 record for receptions in a season (102) as a senior. He posted a Rose Bowl record 216 receiving yards and a touchdown on 12 catches to earn game MVP honors. He posted nine 100-yard receiving games as a junior, establishing a school record. Against Texas Tech in the Cotton Bowl, he earned offensive MVP honors after catching eight passes for a Cotton Bowl record 222 yards and three touchdowns. He transferred to Southern Cal after a two-year career at West Los Angeles Junior College, where he earned Junior College All-America honors. He was also a member of the West Los Angeles track team, posting personal bests of 21.90 in the 200-meter, 47.69 in the 400-meter and 24-6 1/2 in the long jump.

PERSONAL: Johnson was a football and track standout at Dorsey High School in Los Angeles, where he earned first-team all-state honor in football as a senior. He grew up near the USC campus and served as a ball boy for the Trojans for six years while also working as a runner for the Southern Cal sports information office. After being drafted by the Jets, Johnson launched "Key's Kids," a program currently funded by the Shikiri and Keyshawn Johnson Education Fund which rewarded academic achievement and enabled inner city and underprivileged kids the opportunity to attend Jets and Buccaneers home games. He continued his "Key's Kids" program in Dallas in 2004, working with the Boys & Girls Clubs in the Oak Cliff area. In addition to attending the Cowboys home games, the kids had the chance to interact with Johnson at a special end of the season party hosted at Dave & Buster's in Dallas. He joined former President Bill Clinton and other

prominent sport figures for an ESPN panel discussion on racial issues in sports, and he served as a guest speaker at the 2002 NFL Rookie Symposium. He provides assistance to local charities through his corporation, Keyshawn, Inc., and he is involved with the Starlight Foundation, Muscular Dystrophy Association, Multiple Sclerosis Association, United Cerebral Palsy and the Brotherhood Crusade. He is the lead developer in various community endeavors in Los Angeles, including Marlon Square – a \$140+ million project. He owns Profusion, a restaurant in the International Plaza in Tampa, and he has plans for additional business ventures in Southern California. With the opening of several of his DFW area Cold Stone Creamery locations, Johnson implemented a community program with the businesses. The Kid's Creation Reading Incentive Program was designed to be used as an incentive reward for children to read and simultaneously promote the importance of literacy. The program allows teachers to distribute bookmarks to students. Once the child had read five books and has received five "cones" checked off the bookmark, they may redeem it for a Free Kid's Creation Achievement Award Certificate – good for one free ice cream. Additionally, he set up a promotion to reward students who provide a "team player" attitude while participating in physical education and sports programs. The "Hustle" award entitles the student to one free ice cream. In the spring of 2005, Johnson made time to support the Cowboys/NFL Jr. Player Development (J.P.D.) Football Program at The Salvation Army Pleasant Grove (Dallas) Center. He attended the first of 12 practices of the free football clinic for underprivileged kids and spoke to the kids on the importance of education and being the best at what they choose to pursue in life. He earned degrees in history and sociology from Southern California. Keyshawn has two children – Maia (12/16/95) and Keyshawn, Jr. (6/16/98).

K. JOHNSON'S NFL TOTALS

Year Team	GP-GS	RECEIVING					RUSHING				
		No	Yds	Avg	Long	TD	No	Yds	Avg	Long	TD
1996 N.Y. Jets.....	14-12	63	844	13.4	50	8	0	0	0.0	0	0
1997 N.Y. Jets.....	16-16	70	963	13.8	39	5	0	0	0.0	0	0
1998 N.Y. Jets.....	16-16	83	1,131	13.6	411	10	2	60	30.0	35t	1
1999 N.Y. Jets.....	16-16	89	1,170	13.1	65	8	5	6	1.2	12	0
2000 Tampa Bay.....	16-16	71	874	12.3	38	8	2	5	2.5	3	0
2001 Tampa Bay.....	15-15	106	1,266	11.9	47	1	0	0	0.0	0	0
2002 Tampa Bay.....	16-16	76	1,088	14.3	76t	5	0	0	0.0	0	0
2003 Tampa Bay.....	10-10	45	600	13.3	39t	3	0	0	0.0	0	0
2004 Dallas.....	16-16	70	981	14.0	39	6	2	13	6.5	13	0
Totals.....	135-133	673	8,917	13.2	76t	54	11	84	7.6	35t	1
Playoffs											
1998 N.Y. Jets.....	2-2	16	194	12.1	25	1	2	28	14.0	18	1
2000 Tampa Bay.....	1-1	6	106	17.7	41	0	0	0	0.0	0	0
2001 Tampa Bay.....	1-1	3	75	25.0	46	0	0	0	0.0	0	0
2002 Tampa Bay.....	3-3	14	194	13.9	28	1	0	0	0.0	0	0
Totals.....	7-7	39	569	14.6	46	2	2	28	14.0	18	1

SINGLE-GAME BESTS

Receptions – 12 vs. Chicago, 11/18/01
Long Reception – 76t at Atlanta 10/6/02
Receiving Yards – 194 vs. New England, 9/12/99
Touchdowns – 2 seven times, last vs. Detroit, 10/31/04

ADDITIONAL STATISTICS

Interceptions – 1998 (1 – postseason)
Passing – 1999 (0-1); 2004 (0-2, 1 int.)
Passes Defensed – 1998 (2); 1999 (1); 2004 (1).

TOP RECEPTION GAMES

12 – vs. Chicago, 11/18/01
 11 – vs. Miami, 12/12/99
 10 – @ Tennessee, 11/22/98
 10 – @ N.Y. Giants, 12/5/99
 10 – vs. Pittsburgh, 10/21/01
 10 – vs. Detroit, 12/9/01
 10 – vs. New Orleans, 11/2/03
 9 – eight times, last vs. Washington, 12/26/04

K. JOHNSON'S NFL TOTALS (cont.)

100-YARD RECEIVING GAMES (20 total)

194 vs. New England, 9/12/99 (8 rec.)
 159 vs. Pittsburgh, 10/21/01 (10 rec.)
 144 vs. Miami, 12/12/99 (11 rec.)
 140 @ Tennessee, 10/14/01 (8 rec.)
 133 vs. Minnesota, 11/3/02 (9 rec.)
 132 vs. Pittsburgh, 12/23/02 (8 rec.)
 131 @ Atlanta, 10/6/02 (6 rec.)
 126 @ San Francisco, 9/6/98 (9 rec.)
 123 vs. New Orleans, 11/2/03 (10 rec.)
 121 vs. Minnesota, 10/29/00 (6 rec.)

119 @ Chicago, 12/16/01 (7 rec.)
 116 vs. St. Louis, 12/18/00 (7 rec.)
 116 @ Seattle, 12/6/04 (6 rec.)
 114 vs. Seattle, 12/6/98 (9 rec.)
 112 @ Tennessee, 11/22/98 (10 rec.)
 111 @ Minnesota, 9/12/04 (9 rec.)
 107 @ Indianapolis, 11/15/98 (5 rec.)
 104 vs. Minnesota, 11/23/97 (9 rec.)
 102 vs. Carolina, 9/14/03 (9 rec.)
 101 vs. Detroit, 12/9/01 (10 rec.)

CAREER BY OPPONENT - REGULAR SEASON

Team	Games	No	Yds	Avg	TDs
Arizona	2	9	145	16.1	2
Atlanta	5	15	248	16.5	4
Baltimore	5	20	260	13.0	1
Buffalo	9	40	554	13.9	4
Carolina	5	26	354	13.6	2
Chicago	7	35	387	11.1	2
Cincinnati	4	19	227	11.9	1
Cleveland	2	6	121	20.2	0
Dallas	4	18	202	11.2	1
Denver	2	9	148	16.4	1
Detroit	7	46	565	12.3	3
Green Bay	7	36	420	11.7	2
Indianapolis	9	38	524	13.8	2
Jacksonville	1	8	94	11.8	0
Kansas City	1	1	9	9.0	0

Team	Games	No	Yds	Avg	TDs
Miami	9	45	549	12.2	6
Minnesota	7	50	698	14.0	3
New England	9	49	731	14.9	5
New Orleans	5	24	338	14.1	0
N.Y. Giants	4	16	173	10.8	2
N.Y. Jets	1	1	1	1.0	0
Oakland	2	7	94	13.4	0
Philadelphia	5	22	312	14.2	2
Pittsburgh	3	24	352	14.7	2
St. Louis	4	20	311	15.6	2
San Francisco	2	10	130	13.0	2
Seattle	4	24	318	13.3	2
Tampa Bay	1	3	22	7.3	0
Tenn (Titans/Oilers)	3	21	300	14.3	2
Washington	6	31	330	10.6	1

NFL ALL-TIME RECEPTION LEADERS

Player	Rec	Yds	Avg	TDs
1 JERRY RICE	1,544	22,828	14.8	197
2 Cris Carter	1,101	13,899	12.6	130
3 TIM BROWN	1,094	14,934	13.7	100
4 Andre Reed	951	13,198	13.9	87
5 Art Monk	940	12,721	13.5	68
6 Irving Fryar	851	12,785	15.0	84
7 MARVIN HARRISON	845	11,185	13.2	98
8 Larry Centers	827	6,797	8.2	28
9 Steve Largent *	819	13,089	16.0	100
10 Shannon Sharpe	815	10,060	12.3	62
11 Henry Ellard	814	13,777	16.9	65
12 JIMMY SMITH	792	11,264	14.2	61
13 ISAAC BRUCE	777	11,753	15.1	74
14 James Lofton	764	14,004	18.3	75
15 KEENAN McCARDLE	755	9,763	12.9	53
16 Charlie Joiner *	750	12,146	16.2	65
17 Michael Irvin	750	11,904	15.9	65
18 Andre Rison	743	10,205	13.7	84
19 MARSHALL FAULK	723	6,584	9.1	35
20 ROD SMITH	712	9,772	13.7	59

Active players closest to the Top 20

KEYSHAWN JOHNSON	673	8,917	13.2	54
TERRELL OWENS	669	9,772	14.6	95
RICKY PROEHL	607	7,910	13.0	50

CAPS - Active

*Hall of Fame

JOHNSON'S GAME-BY-GAME RECEIVING

1996 (with N.Y. Jets)					
Game	No.	Yds.	Avg.	Long	TD
L- @ Miami 9/1			Inactive-Hamstring		
L- @ Denver 9/7	1	50	50.0	50	0
L-Indianapolis 9/8	5	53	10.6	14	1
L- @ Miami 9/15	6	59	9.8	29	1
L-N.Y. Giants 9/22	1	14	14.0	14	0
L- @ Washington 9/29	8	74	9.3	16	0
L-Oakland 10/6			Inactive		
L- @ Jacksonville 10/13			Inactive		

Game	No.	Yds.	Avg.	Long	TD
L-Buffalo 10/20	8	94	11.8	18	2
W- @ Arizona 10/27	7	94	13.4	34	1
L-New England 11/10	4	44	11.0	20	0
L- @ Indianapolis 11/17	5	91	10.7	13	0
L- @ Buffalo 11/24	1	10	10.0	10	0
L-Houston 12/1	3	48	16.0	23	1
L- @ New England 12/6	7	91	13.0	26	1
L-Philadelphia 12/14	4	77	19.3	46	1
L-Miami 12/22	3	45	15.0	20	0
Totals	63	744	13.4	50	8

K. JOHNSON'S GAME-BY-GAME RECEIVING (cont.)

1997
(with N.Y. Jets)

Game	No.	Yds.	Avg.	Long	TD
W-@ Seattle 8/31	6	68	11.3	15	0
L-Buffalo 9/7	3	86	28.7	39	0
L-@ New England 9/14	6	62	10.3	24	1
W-Oakland 9/21	2	22	11.0	18	0
W-@ Cincinnati 9/28	3	28	9.3	12	1
W-@ Indianapolis 10/5	1	11	11.0	11	0
L-Miami 10/12	4	80	20.0	31	1
W-New England 10/19	4	66	16.5	27	0
W-Baltimore 11/2	4	63	15.8	22	0
L-@ Miami 11/9	6	79	13.2	25	0
W-@ Chicago 11/16	1	35	35.0	35	1
W-Minnesota 11/23	9	104	11.6	24	0
L-@ Buffalo 11/30	5	99	19.8	29	1
L-Indianapolis 12/7	7	79	11.3	18	0
W-Tampa Bay 12/14	3	22	7.4	12	0
L-@ Detroit 12/21	6	59	9.8	14	0
Totals	70	963	13.8	39	5

1998
(with N.Y. Jets)

L-@ San Francisco 9/6	9	126	14.0	41	2
L-Baltimore 9/13	6	81	13.5	24	1
W-Indianapolis 9/20	2	20	10.5	11	1
W-Miami 10/4	3	28	9.3	12	1
L-@ St. Louis 10/11	4	79	19.8	35	0
W-@ New England 10/19	4	78	19.5	29	0
W-Atlanta 10/25	2	20	10.0	12	1
W-@ Kansas City 11/1	1	9	9.0	9	0
W-Buffalo 11/8	7	95	13.6	25	1
L-@ Indianapolis 11/15	5	107	21.4	33	0
W-@ Tennessee 11/22	10	112	11.2	23	1
W-Carolina 11/29	3	77	25.7	37	0
W-Seattle 12/6	9	114	12.7	20	1
W-@ Miami 12/13	5	44	8.8	18	0
W-@ Buffalo 12/19	7	66	9.4	16	0
W-New England 12/27	6	75	12.5	24	1
Totals	83	1,131	13.6	41	10
Playoffs					
W-Jacksonville 1/10/99	9	121	13.4	23	1
L-@ Denver 1/17/99	7	73	10.1	25	0
Totals	16	194	12.1	25	1

1999
(with N.Y. Jets)

L-New England 9/12	8	194	24.3	65	1
L-@ Buffalo 9/19	3	47	15.7	27	0
L-Washington 9/26	3	27	9.0	15	0
W-@ Denver 10/3	8	98	12.3	26	1
L-Jacksonville 10/11	8	94	11.8	20	0
L-Indianapolis 10/17	5	45	9.0	18	0
L-@ Oakland 10/24	5	72	14.4	28	0
W-Arizona 11/7	2	51	25.5	43	1
W-@ New England 11/15	6	57	9.5	17	1
W-Buffalo 11/21	4	42	10.5	18	0
L-@ Indianapolis 11/28	4	56	14.0	21	0
L-@ N.Y. Giants 12/5	10	98	9.8	22	1
W-Miami 12/12	11	144	13.1	27	2
W-@ Dallas 12/19	6	96	16.0	35	0
W-@ Miami 12/27	3	29	9.7	13	1
W-Seattle 1/2/00	3	20	6.7	8	0
Totals	89	1,170	13.1	65	8

2000
(with Tampa Bay)

W-@ New England 9/3	4	64	16.0	27	0
W-Chicago 9/10	2	32	16.0	19	1
W-@ Detroit 9/17	8	84	10.5	38	0
L-N.Y. Jets 9/24	1	1	1.0	1	0
L-@ Washington 10/1	6	42	7.0	19	0
L-@ Minnesota 10/9	5	71	14.2	27	0
L-Detroit 10/19	6	79	13.2	17	0
W-Minnesota 10/29	6	121	20.2	35	1
W-@ Atlanta 11/5	3	47	15.7	29	2
W-Green Bay 11/12	5	51	10.2	19	1
L-@ Chicago 11/19	2	13	6.5	9	0

2000 (cont.)

Game	No.	Yds.	Avg.	Long	TD
W-Buffalo 11/26	2	15	7.5	12	0
W-Dallas 12/3	4	28	7.0	19	0
W-@ Miami 12/10	4	41	10.3	19	0
W-St. Louis 12/18	7	116	16.6	32	2
L-@ Green Bay 12/24	6	69	11.5	18	1
Totals	71	874	12.3	38	8

Playoffs

L-@ Philadelphia 12/31	6	106	17.7	41	0
------------------------	---	-----	------	----	---

2001

(with Tampa Bay)

W-@ Dallas 9/9	7	71	10.1	19	0
L-@ Minnesota 9/30	7	96	13.7	22	0
W-Green Bay 10/7	9	82	9.1	22	0
L-@ Tennessee 10/14	8	140	17.5	32	0
L-Pittsburgh 10/21	10	159	15.9	26	0
W-Minnesota 10/28	5	62	12.4	21	0
L-@ Green Bay 11/4	6	63	10.5	22	0
W-@ Detroit 11/11	7	72	10.3	19	0
L-Chicago 11/18	12	89	7.4	22	0
W-@ St. Louis 11/26	5	57	11.4	19	0
W-@ Cincinnati 12/2	7	85	12.1	34	0
W-Detroit 12/9	10	101	10.1	17	1
L-@ Chicago 12/16	7	119	17.0	47	0
W-New Orleans 12/23	2	41	20.5	25	0
W-Baltimore 12/29	4	29	7.3	9	0
L-Philadelphia 1/6/02		Inactive			
Totals	106	1,266	11.9	47	1

Playoffs

L-@ Philadelphia 1/12/02	3	75	25.0	46	0
--------------------------	---	----	------	----	---

2002

(with Tampa Bay)

L-New Orleans 9/8	5	76	15.2	38	0
W-@ Baltimore 9/15	3	47	15.7	22	0
W-St. Louis 9/23	4	59	14.8	21	0
W-@ Cincinnati 9/29	5	56	11.2	15	0
W-@ Atlanta 10/6	6	131	21.8	76	1
W-Cleveland 10/13	4	64	16.0	22	0
L-@ Philadelphia 10/20	3	38	12.7	18	0
W-@ Carolina 10/27	2	21	10.5	12	0
W-Minnesota 11/3	9	133	14.8	26	2
W-Carolina 11/17	7	74	10.6	18	1
W-Green Bay 11/24	2	48	24.0	39	0
L-@ New Orleans 12/1	5	53	10.6	16	0
W-Atlanta 12/8	2	25	12.5	15	0
W-@ Detroit 12/15	6	90	15.0	30	0
L-Pittsburgh 12/23	8	132	16.5	23	1
W-@ Chicago 12/29	5	41	8.2	16	0
Totals	76	1,088	14.3	76	5

Playoffs

W-San Francisco 1/12/03	5	85	17.0	28	0
W-@ Philadelphia 1/19/03	3	40	13.3	22	1
W-Oakland 1/26/03	6	69	11.5	18	0
Totals	14	194	13.9	28	1

2003

(with Tampa Bay)

W-@ Philadelphia 9/8	6	83	13.8	20	0
L-Carolina 9/14	9	102	11.3	22	0
W-@ Atlanta 9/21	2	25	12.5	15	0
L-Indianapolis 10/6	4	62	15.5	25	0
W-@ Washington 10/12	4	80	20.0	39	1
L-@ San Francisco 10/19	1	4	4.0	4	0
W-Dallas 10/26	1	7	7.0	7	1
L-New Orleans 11/2	10	123	12.3	24	0
L-@ Carolina 11/9	5	80	16.0	23	1
L-Green Bay 11/16	3	34	11.3	13	0
W-N.Y. Giants 11/24		Inactive			
L-@ Jacksonville 11/30		Inactive			
W-@ New Orleans 12/7		Inactive			
W-Houston 12/14		Inactive			
L-Atlanta 12/20		Inactive			
L-@ Tennessee 12/28		Inactive			
Totals	45	600	13.3	39	3

K. JOHNSON'S GAME-BY-GAME RECEIVING (cont.)

2004 (with Dallas)				
W-@ Philadelphia 9/8	6	83	13.8	20
L-@ Minnesota 9/12	9	111	12.3	21
W-CLEVELAND 9/19	2	57	28.5	36
W-@ Washington 9/27	1	23	23.0	23
L-N.Y. GIANTS 10/10	4	43	10.8	18
L-PITTSBURGH 10/17	6	61	10.2	22
L-@ Green Bay 10/24	5	73	14.6	29
W-DETROIT 10/31	3	80	26.7	38
L-@ Cincinnati 11/7	4	58	14.5	26

Game	2004 (cont.)			
	No.	Yds.	Avg.	Long
L-PHILADELPHIA 11/15	4	53	13.3	22
L-@ Baltimore 11/21	3	40	13.3	16
W-CHICAGO 11/25	6	58	9.7	12
W-@ Seattle 12/6	6	116	19.3	39
L-NEW ORLEANS 12/12	2	45	22.5	29
L-@ Philadelphia 12/19	5	61	12.2	28
W-WASHINGTON 12/26	9	84	9.3	20
L-@ N.Y. Giants 1/2/05	1	18	18.0	18
Totals	70	981	14.0	39



JULIUS JONES

Running Back

5'10" ★ 211 ★ 8/14/81

Notre Dame ★ D-1 for '04 (43rd overall)

NFL: 2nd Year ★ Cowboys: 2nd Year

21

PRO: After trading their first round pick in the 2004 NFL Draft to Buffalo, the Cowboys chose Julius Jones in the second round with the 43rd selection overall. It marked the highest Dallas draft choice to be spent on a running back since the club selected Emmitt Smith with the 17th overall pick in the 1990 NFL Draft. While missing eight of the first nine games of the year with injuries (bruised rib and fractured scapula), Jones slipped into near obscurity while quietly working through the injury rehabilitation process. In the second half of his rookie season, Jones became one of the NFL's most productive players and brightest young stars. With historic rushing performances that were unprecedented in the annals of Cowboys rookie runners, Jones captured the eye of the nation and pumped hope into the hearts of Dallas fans everywhere. For a franchise that has been blessed with excellence at the running back position for its entire existence – Don Perkins, Dan Reeves, Calvin Hill, Duane Thomas, Robert Newhouse, Tony Dorsett, Herschel Walker and the NFL's all-time leading rusher, Emmitt Smith – Jones's emergence onto the scene was a breath of fresh air and a vivid reminder of how much success the Cowboys have enjoyed through the years on the strength of a solid running game. Jones brings excellent vision and balance to the Dallas ground game while also possessing the toughness and cutback ability to be effective between the tackles and the speed and acceleration to get around the outside. Over the course of the final seven games of the year, he averaged 114.7 rushing yards-per-game on an average of 27.4 carries. Over a 16-game season, those figures project out to 1,835 yards on 439 attempts. Along the way, he established individual game rushing performances that equaled, eclipsed or drew near to previous standards established by NFL greats such as Hill, Earl Campbell, Dorsett and Smith.

2004: Although he didn't burst into the spotlight until late November, Jones enjoyed one of the most memorable and productive rookie seasons of any player – at any position – in team history. Saddled with injuries (bruised rib and fractured scapula) that held him out of eight of the first nine games of the year, Jones left an indelible mark on the Cowboys record book when his health

returned. While starting the final seven games of the season, Jones finished the year with 819 rushing yards, a 4.2-yard average and seven rushing touchdowns. In eight games, Jones averaged 102.4 yards-per-game – a figure that was fifth best in the NFL. Jones finished the year as the NFL's second leading rookie rusher ranked 14th overall in the NFC (28th in the NFL). He also finished third among NFC rookies in scoring with 42 points, and his seven rushing touchdowns led all NFL rookies. Jones compiled three of the top 36 rushing performances in the NFL and three of the top five rookie rushing games. Seattle's Shaun Alexander was the only runner in the NFL with more rushing games of 149-plus yards (four). As a pass receiver, Jones finished with 17 catches for 109 yards. After not playing in the season opener at Minnesota (9/12) due to a preseason rib injury, Jones made his Cowboys debut in the win over Cleveland (9/19), carrying the ball five times for 16 yards and catching two passes for 14 yards. Jones suffered a fractured scapula in the Cleveland game and missed the next eight weeks as a result. He returned to action, and earned his first NFL starting assignment, at Baltimore (11/21), where he carried the ball 30 times for 81 yards. Jones had a breakout day in front of a national television audience against Chicago (11/25) on Thanksgiving Day, rushing for 150 yards and two touchdowns on 33 carries. His 150 rushing yards tied the then second best total by a rookie in club history (Dorsett, 206 and Hill, 150). His 33 carries were the most by a Dallas rookie and tied for the third most in club history. His performance against the Bears marked the first 100-yard rushing day by a Dallas back in 2004, and his 33-yard touchdown run was the longest scoring run of the season for Dallas. While playing in just two games in the month of November, Jones earned the NFL's Offensive Rookie of the Month award by rushing 63 times for 231 yards and two touchdowns. In the come-from-behind Monday night victory at Seattle (12/6), Jones carried the ball 30 times for a career-high 198 yards and a career-high three touchdowns. His 198 rushing yards marked the second best effort by a rookie in club history (Dorsett, 206), the top effort by a rookie in the league for 2004 and the third best performance in the NFL in 2004. He scored the game winning

touchdown on a 17-yard scamper with 32 seconds remaining to cap a Dallas comeback that featured 14 unanswered Cowboys points in the final 1:45. Jones carried the ball four times for 44 yards on the game-winning drive that covered 57 yards in eight plays in 1:13. His three rushing touchdowns were the most by a Dallas runner since Emmitt Smith had three against Minnesota on Nov. 26, 1998. Included in his record rushing outing was a season-best 53-yard run in the first quarter. His performance against the Seahawks garnered Jones NFC Offensive Player of the Week honors and Fed Ex Air and Ground honors and his 17-yard game-winning touchdown run was recognized as the Levitt Play of the Week. His 30 carries at Seattle allowed him to become the first player in team history – and only the second player in NFL history (Campbell) – to carry the ball at least 30 times in three consecutive games. His two-game outburst against Chicago (150 yards) and Seattle (198), enabled Jones to become the first Dallas back to post back-to-back 100-yard rushing days since December of 2001. Jones also became the first Dallas rookie runner to have consecutive 100-yard rushing games since 1969 when Hill had 109 against New Orleans (11/9) and 150 at Washington (11/16). His two-game push marked just the fifth time in club history that a Cowboys back had back-to-back 150 yard rushing games and the first time since Smith did so in 1995. His 348 rushing yards in two games marked the second best performance in team history – Smith had 354 yards in consecutive games against Philadelphia (23/7) and New York (11/7) in 1993. In the loss to New Orleans (12/12), Jones had 23 carries for 88 yards and scored the Cowboys only touchdown on a one-yard run in the first quarter. That game marked the end to his NFL record-tying streak of three straight games with at least 30 rushing attempts. He also caught two passes for eight yards. By virtue of his 88 yards rushing against New Orleans, Jones posted a three-game rushing total of 436 yards, the third best mark in club history. In the following week's narrow loss at Philadelphia (12/19), Jones ran 25 times for 80 yards, marking his fifth straight game with 80 rushing yards-or-more. He also added two catches for 21 yards against the eventual NFC Champions. In the Cowboys last minute 13-10 win over Washington (12/26), Jones carried 22 times for 57 yards, helping Dallas control the clock for 32:42. In the season finale at the N.Y. Giants (1/2/05) in front of a national television audience, he ran 29 times for 149 yards (5.1 avg.) while catching five passes for 46 yards. It was his third 148+ yard rushing game in the last six games. He accounted for 195 total yards and edged the NFL's yards-from-scrimmage leader Tiki Barber by a 195 to 116 margin. Jones also scored on a one-yard touchdown run with 1:49 remaining in the game to put Dallas ahead 24-21. New York eventually pulled out the win with their own last minute touchdown drive. He also posted season-highs with five receptions for 46 yards, including a 37-yard screen pass.

COLLEGE: Jones was one of just four running backs in school history to rush for over 3,000 yards in his Notre Dame career. Jones started 17-of-45 games for the Irish, carrying 634 times for 3,018 yards (4.8 avg.) and 26 touchdowns, becoming the fourth player in school history to gain over 3,000 rushing yards in a career. His 634 rushing attempts rank fourth in school annals. He also posted 250 receiving yards and a touch-

down on 28 catches. A gifted return man, Jones had 38 career punt returns for an 11.2 average and a touchdown to go along with 72 kickoff returns for a 23.3 yard average and a score. His kickoff return efforts broke the Irish all-time record of 1,613 yards that was held by Tim Brown. His total kick return yards of 2,104 also broke Brown's school record. Jones's 5,372 all-purpose yards was a Notre Dame record. In his final collegiate season, Jones returned from an inactive 2002 season (academic ineligibility) to earn honorable mention All-America honors after setting a school record by running for more than 200 yards in three separate games. He closed his final collegiate campaign by rushing for 1,268 yards and 10 touchdowns on 229 carries, the fourth highest total in school history. His 1,568 all purpose yards were the most by a Notre Dame player since former Cowboy Raghib Ismail had 1,723 yards in 1990. In 2002, Jones sat out what would have been his fourth year of eligibility after being ruled academically ineligible. In 2001, Jones gained 718 yards on 168 carries (4.3 avg.) and six touchdowns. He also caught nine passes for 57 yards and a score. A developing talent as a returner, Jones brought back 18 punts for 192 yards (10.6 avg.) and 18 kickoffs for 405 yards (22.5 avg.). As a sophomore, Jones led the Irish in rushing attempts (162), rushing yards (657) and rushing touchdowns (seven), as well as all-purpose yards (1,169). He was an All-Independent pick by collegefootballnews.com. He enjoyed a stellar year in returning kickoffs with a 28.4-yard average on 15 attempts. As a true freshman, Jones set a Notre Dame single-season record with 26 kickoff returns. His 603 kickoff return yards ranked behind only Heisman trophy winner Brown's 698 in 1986. His 798 combined kick return yards (195 punt, 603 kickoff) ranked second all-time in a season behind Brown's 857 in 1987. As a backup running back, Jones averaged 5.0 yards-per-carry while gaining 375 yards with three touchdowns.

PERSONAL: Jones attended Powell Valley High School in Big Stone Gap, Va., where he was an honorable mention USA Today All-America. While earning four letters in football, he captained his team as a senior and rushed for 2,564 yards and 36 touchdowns in his final prep campaign. He was named the Virginia Group A Offensive Player of the Year in 1997 and 1998 by the Associated Press and Virginia High School Coaches Association. He was also the Virginia Region D and Lonesome Pine District Player of the Year as a junior and senior. Jones's career totals include 614 carries for 5,803 yards and 86 touchdowns. As a safety on defense, he also intercepted 10 career passes. He helped Powell Valley to 28 straight victories and the Virginia Group A-Division 2 state title in 1997 and 1998. Along the way, he set a Virginia high school record with 321 rushing yards in one state playoff game (on 19 carries) while also scoring five touchdowns. Jones won four letters in basketball, serving as a senior captain and leading the team to league titles as a sophomore and junior. He also added four letters in track, captaining the team as a senior and earning all-state honors his last three seasons while competing in hurdle and jumping events. He set a state record with a time of 38.7 in the 300 intermediate hurdles in 1998 and also turned in a 14.2 in the 110 high hurdles. His older brother, Thomas, was the sixth pick in the first round of the 2000 NFL Draft by the Arizona Cardinals, played

for Tampa Bay in 2003 and Chicago in 2004. As a rookie last fall, he was part of the Cowboys 2004 Rookie Club – a program designed to introduce rookie team members to community service in the Dallas area. He and his fellow rookie teammates participated in visits to various non-profit organi-

zations serving children and adults, including the NFL Play It Smart program at Dallas's Lincoln High School, ChildCareGroup, NFL United Way Hometown Huddle and The Salvation Army. Julius Andre Maurice Jones majored in sociology at Notre Dame in the College of Arts and Letters.

J. JONES'S COWBOYS TOTALS

Year Team	GP-GS	RUSHING					RECEIVING				
		No	Yds	Avg	Long	TD	No	Yds	Avg	Long	TD
2004 Dallas	8-7	197	819	4.2	53	7	17	109	6.4	37	0

GAME-BY-GAME RUSHING

2004					
Game	No.	Yds.	Avg.	Long	TD
L- @ Minnesota 9/12				Inactive/Ribs	
W- @ Cleveland 9/19	5	16	3.2	8	0
W- @ Washington 9/27				Inactive/Shoulder	
L- N.Y. Giants 10/10				Inactive/Shoulder	
L- Pittsburgh 10/17				Inactive/Shoulder	
L- @ Green Bay 10/24				Inactive/Shoulder	
W- Detroit 10/31				Inactive/Shoulder	
L- @ Cincinnati 11/7				Inactive/Shoulder	
L- Philadelphia 11/15				Inactive/Shoulder	
L- @ Baltimore 11/21	30	81	2.7	11	0
W- Chicago 11/25	33	150	4.5	33t	2
W- @ Seattle 12/6	30	198	6.6	53	3
L- New Orleans 12/12	23	88	3.8	15	1
L- @ Philadelphia 12/19	25	80	3.2	14	0
W- Washington 12/26	22	57	2.6	12	0
L- @ N.Y. Giants 1/2/05	29	149	5.1	23	1
Totals	197	819	4.2	53	7

SINGLE-GAME BESTS

Rushes – 33 vs. Chicago, 11/25/04
 Rushing Yards – 198 @ Seattle, 12/6/04
 Rushing Avg. – 6.6 @ Seattle, 12/6/04
 Long Rush – 53 @ Seattle, 12/6/04
 Rushing Touchdowns – 3 @ Seattle, 12/6/04
 Receptions – 5 @ N.Y. Giants, 1/2/05
 Receiving Yards – 46 @ N.Y. Giants 1/2/05

ADDITIONAL STATISTICS

Fumbles (fumbles/lost) – 2004 (3/3).



NATHAN JONES

Cornerback

5'10" ★ 192 ★ 6/13/82

Rutgers ★ D-7 for '04 (205th overall)

NFL: 2nd Year ★ Cowboys: 2nd Year

33

PRO: When the Cowboys selected Nathan Jones in the seventh round (205th overall) of the 2004 NFL Draft, they were looking to add young depth to their secondary while addressing needs on special teams. Jones met both criteria, and he was quickly thrown into the fire, performing admirably as the slot cover man in the club's nickel and dime packages. He also saw action on special team coverage units and as a kickoff returner – where he averaged 23.2 yards-per-return during his career at Rutgers. His ability to contribute in multiple facets of the game could make Jones a key contributor for the Cowboys in 2005.

2004: Jones saw action in all 16 games – with one start – during his rookie campaign and recorded 31 tackles, three pressures, a sack and a tackle for a loss while returning two kickoffs for 43 yards. He made his professional debut in the season opener at Minnesota (9/12) on special teams, then saw considerable action in nickel and dime packages against Cleveland (9/19), posting a season-high four stops, a tackle for a loss and a pressure while helping limit the Browns to 66 net passing yards. The following week at Washington (9/27), he recorded two stops working in the nickel package after Pete Hunter was lost to a knee injury. After Bruce Thornton sprained his knee against the N.Y. Giants (10/10), Jones returned his first two career kickoffs, averaging 21.5 yards-per-return. He also

posted his first special teams tackle against the Giants. He registered three tackles from the slot at Green Bay (10/24) before tying his season-high with four tackles and his first career sack against Detroit (10/31). He also forced two incomplete passes with quarterback pressure against the Lions while seeing considerable action at right corner after Tyrone Williams went down with a hamstring strain on the game's opening drive. He made his first NFL start against Philadelphia (11/15) when the Cowboys opened in their nickel defense and registered two stops. Against Chicago (11/25) on Thanksgiving Day, he again totaled a season-high four tackles from the slot as the Bears were limited to 91 net passing yards. He tied his season-high once again with four tackles from the slot at Seattle (12/6). Two weeks later at Philadelphia (12/19), he posted two stops in the nickel defense while helping limit Eagles wide receivers Todd Pinkston and Terrell Owens to four catches for 58 yards. He also helped limit Donovan McNabb – the league's third ranked passer (107.2 rating) entering the game – to a 62.0 rating with two interceptions. Jones closed out his initial campaign with three tackles in the nickel package at the N.Y. Giants (1/2/05) while helping limit the Giants to 137 net passing yards.

COLLEGE: As a senior, Jones started all 10 games and recorded 73 tackles, seven pass deflections, two interceptions and a blocked

punt. He also returned 19 kickoffs for 489 yards (25.7 avg.) and a touchdown. As a junior, he became the first player in Rutgers history to earn Big East Conference co-Special Teams Player of the Year honors as he ranked sixth in the nation with 26 kickoff returns for 736 yards (28.3 avg.). He became just the second player in Big East history to have two 100-yard kickoff returns for touchdowns in a season. Jones also posted a career-high 84 tackles while adding two interceptions and seven pass break-ups. He saw time in 11 games as a reserve during his sophomore campaign, registering 55 stops, four passes defended, a forced fumble and an interception he returned 70 yards for a touchdown. He also added 677 yards on 37 kickoff returns (18.3 avg.). As a redshirt freshman, he tallied seven tackles in 10 games while seeing mostly special teams duty.

PERSONAL: Jones was a first-team all-state selection and was one of 13 players from New Jersey honored by the MSG Network as a Tri-State Heisman All-Star following a senior season at Scotch Plains, N.J., Fanwood High School in which he rushed for 2,474 yards and 33 touchdowns while catching 10 passes for 227 yards.

He was also named the Union County Offensive Player of the Year, the all-area Offensive Player of the Year and the recipient of the Lou Rettino Award as the best player in the conference. On the defensive side of the ball, he contributed 85 tackles, six interceptions and two fumble recoveries. In a North Jersey 2 Group III quarterfinal playoff game, he rushed for 362 yards and six touchdowns. As a junior, he accounted for more than 1,600 rushing yards and 14 touchdowns. The education major lettered for the Rutgers track team in 2001 as a sprinter, posting a 10.8-second time in the 100 meters. As a rookie last fall, he was part of the Cowboys 2004 Rookie Club – a program designed to introduce rookie team members to community service in the Dallas area. He and his fellow rookie teammates participated in visits to various non-profit organizations serving children and adults, including the NFL Play It Smart program at Dallas's Lincoln High School, ChildCareGroup, NFL United Way Hometown Huddle and The Salvation Army. Jones also participated in The Salvation Army Angel Tree program – donating Christmas gifts for underprivileged children. Jones worked in financial management with Merrill Lynch during the spring of 2005.

N. JONES'S COWBOYS TOTALS

Year	GP-GS	DEFENSE									
		ST	AT	TT	Sks-Yds	Tkl/Ls	QB	Prs	PBU	FF	
2004 Dallas	16-1	27	4	31	1.0(-10)	1(-2)	3	0	0	0	

Year Team	SPECIAL TEAMS										KICK RETURNS				
	Solo	Asst	Tot	FF	FR	BP	BFG	BXP			No Yds	Avg	FC	Lg	TD
2002 Dallas	2	0	2	0	0	0	0	0	0		2	43	21.5	0	25



MAT McBRIAR

Punter

6'1" ★ 220 ★ 7/8/79

Hawaii ★ FA for '04

NFL: 2nd Year ★ Cowboys: 2nd Year

1

PRO: After struggling with their punting game in 2003, the Cowboys opened up the job during the 2004 training camp and invited free agent Mat McBriar to battle for the job. McBriar won the job and steadily improved throughout the season, finishing the year with the highest gross average by a Cowboys punter in four years (42.4). He is a strong-legged punter that began kicking in the United States five years ago after playing football in Australia prior to college. He originally entered the NFL as a rookie free agent with the Denver Broncos in 2003, but was traded to Seattle during training camp. He punted in one preseason game for the Seahawks before being released prior to the start of the 2003 season.

2004: After a slow start, McBriar came on strong over the final three months of his rookie campaign and finished with a 42.4 gross average – 35.1 net – on 75 punts with 22 downed inside the 20-yard line. His 42.4 gross average was the highest average by a Cowboys punter since Micah Knorr posted a 42.8-yard average in 2000. McBriar made his NFL debut in the season opener at Minnesota (9/12) and averaged 32.7 yards on

three punts with two kicks downed inside the 20-yard line. The following week against Cleveland (9/19), he posted a 39.7-yard average on three punts while having two downed inside the 20, including one that was downed at the one-yard line, leading to a safety when the Browns were called for holding in the end zone. He punted eight times for a 39.3-yard average at Washington (9/27) while pinning the Redskins inside their own 20-yard line twice. He averaged a career-high 50.3 yards on four punts against Pittsburgh (10/17), with a career-high 45.0 net average. It was the best gross and net average by a Dallas punter since Toby Gowin averaged 53.3 gross and 45.3 net on Oct. 24, 1999. McBriar followed that career performance by averaging 36.4 net yards on five punts with two downed inside the 20 at Green Bay (10/24), where none of his five punts were returned. He boomed two 50-yard punts against Detroit (10/31) with one being fair-caught at the 13-yard line. He downed two of four punts inside the 20-yard line at Cincinnati (11/7) while averaging 48.0 yards. He punted seven times against Philadelphia (11/15) for a 44.1-yard average, includ-

ing a career-long 68-yarder as well as a 57-yarder. It was the longest punt since Gowing logged a 72-yard boot against Chicago on Sept. 28, 1997. He also pinned the Eagles inside their own 20-yard line a career-high three times. He booted a career-high nine punts against Chicago (11/25) on Thanksgiving Day for a 43.1-yard average. He kicked four consecutive 50+ yard punts in the first and second quarters against the Bears and finished the day with five punts over 50 yards. He opened the final month of the season by averaging 49.0 gross yards and 37.4 net yards on five punts, including a 55-yarder, against New Orleans (12/12). He also recorded his first career special teams tackle against the Saints. He was limited to a 39.0-yard average on six punts at Philadelphia (12/19) but had two downed inside the 20-yard line. He recorded his second special teams tackle in three weeks against Washington (12/26) when he prevented a touchdown by forcing Antonio Brown out of bounds at the Cowboys 23-yard line. The defense then held the Redskins to a field goal in Dallas's 13-10 come-from-behind victory.

2003: McBriar signed with the Denver Broncos as a rookie free agent and recorded six punts for a 41.5-yard average during preseason action. He was traded by Denver to the Seattle Seahawks for a conditional draft pick on Aug. 22, and he averaged 44.8 yards on five punts in his lone preseason game with Seattle. He was released Aug. 31 and spent the fall out of football.

COLLEGE: McBriar was the Hawaii Rainbows punter for three years, averaging 42.2 yards on

131 career punts, with 32 punts downed inside the 20-yard line. He earned All-Western Athletic Conference honors as a senior after averaging 44.8 yards on 48 punts (2,148 yards) with 12 kicks downed inside the 20-yard line. As a junior, he earned second-team All-WAC honors after averaging 43.4 yards on 40 punts with 10 downed inside the 20-yard line. He began his collegiate football career in 2000 by punting 43 times for 1,647 yards (38.3 avg.) with 10 kicks downed inside the 20. He attended Deakin University in Australia for three semesters before venturing to Hawaii.

PERSONAL: McBriar graduated from Brighton Grammar School in Melbourne, Australia in 1997, where he earned full color (lettered) four times in football and rowing. The Melbourne, Australia, native credits former San Diego Chargers punter Darren Bennett for assisting him to pursue a college football career. McBriar is the second Australian to play for the Cowboys, joining former punter/kicker Colin Ridgway (1965), and is just the fourth player in NFL history from Down Under (Bennett, Ridgway and DT Colin Scotts with the St. Louis Cardinals in 1987). McBriar has become active in the Dallas-Fort Worth community since joining the team including attending the MDA Muscle Team Bash hosted by former Cowboy and FOX Sports announcer Daryl Johnston, participating in the Cowboys annual Draft Day Party hosted in appreciation of the team's loyal fans and attending the Taste of the NFL: The Ultimate Dallas Cowboys Tailgate Party hosted by teammate La'Roi Glover and Abacus restaurant benefiting The North Texas Food Bank.

MCBRIAR'S COWBOYS TOTALS

PUNTING												
Year Team	GP-GS	No	Yds	Avg	Opp		Yds	Net	TB	In 20	Long	Blk
					Ret							
2004 Dallas	16-0	75	3,182	42.4	39		410	35.1	7	22	68	0

ADDITIONAL STATISTICS

Special Teams Tackles – 2004 (2-0-2).
Passing – 2004 (0-of-1).
Fumbles (fumbles/lost) – 2004 (1/0).

SINGLE-GAME BESTS

Punts – 9 vs. Chicago, 11/25/04
Gross Avg – 50.3 vs. Pittsburgh, 10/17/04
Net Avg – 45.0 vs. Pittsburgh, 10/17/04
Most Punts Inside the 20 – 3 vs. Philadelphia, 11/15/04
Long Punt – 68 vs. Philadelphia, 11/15/04



AHMAD MERRITT

Wide Receiver

5'10" ★ 195 ★ 2/5/77

Wisconsin ★ FA for '05

NFL: 4th Year ★ Cowboys: 1st Year

10

PRO: In an effort to compliment their stable of big, possession receivers with an experienced speed receiver, the Dallas Cowboys signed Ahmad Merritt on April 5. Merritt, who originally signed with the Chicago Bears as a rookie free agent in 2000, can also provide the Cowboys with a solid special teams player with experience as a kick returner, punt returner and coverage specialist.

2004: Merritt re-signed with the Bears and finished the preseason with four receptions for 54 yards and five kickoff returns for 108 yards (36.0 avg.) but was released on the final cut down

date. He was out of football for the remainder of the season.

2003: In his second full season on the active roster, Merritt shined on special teams, tying for third on the squad with 13 tackles and leading the team with three forced fumbles playing in a career-high 15 games. At San Francisco (9/7), he set a franchise record with nine kickoff returns for a career-high 170 yards before averaging 23.0 yards-per-return with a long of 35 at Minnesota (9/14). Against Green Bay (9/29), he totaled 110 yards on six kickoff returns and recovered a fourth quarter onside kick. At New Orleans

(10/12), he recorded a 33-yard kick return and his first reception of the year – 22 yards – while forcing a fumble on special teams. Merritt was forced from the game in the first half at Seattle (10/19) with a strained neck which also caused him to miss the game against Detroit (10/26). He returned with a vengeance and posted stellar special teams figures in the next three contests including a forced fumble and two stops against San Diego (11/2), a forced fumble and four tackles against St. Louis (11/16) and three tackles at Denver (11/23). Against Washington (12/21), he caught his first pass in seven games, tying his career long of 25 yards.

2002: Merritt earned a roster spot with Chicago out of training camp for the first time in his career but was inactive for Weeks One-Four with a left hand injury suffered in camp. In the 12 games he appeared – including two starts – Merritt was the Bears leading kickoff returner with 45 returns for 1,029 yards and a 22.9 yard-per-return average, good for fourth in Bears history. He added 14 catches for 100 yards and 10 punt returns for 71 yards. Merritt made his 2002 debut in a Monday night match up against Green Bay (10/7) seeing action on special teams. He posted his first career kickoff return for a season-high and personal-best 63 yards at Detroit (10/20) before adding four returns for 63 yards and two catches for 11 yards at Minnesota (10/27). He earned his first career start against Philadelphia (11/3) and caught two passes for 30 yards. He earned the starting nod once again against New England (11/10) and posted a 24.7-yard kick return average including a long of 44 yards. In his second ever Monday night appearance, Merritt notched four kickoff returns for 111 yards (27.8 avg.) before catching three passes for 24 yards and posting a 27.3-yard kick return average on three returns against Detroit (11/24). He averaged 9.0 yards on his first four career punt returns at Miami (12/9). He returned three kickoffs for a 26.7-yard average and two punt returns for 12 yards against the N.Y. Jets (12/15). He tied for the team-high with four catches for 22 yards while returning four kickoffs for 106 and two punts for 11 yards in the season finale against Tampa Bay (12/29).

2001: Merritt re-signed with Chicago and was allocated to the World Bowl Champions Berlin Thunder of NFL Europe. He finished the spring overseas as the team leader – fifth in the league – with 582 yards and six touchdowns (third in the league) on 39 catches. He also posted six kickoff returns for 126 yards (21.0 avg.). Merritt returned to the Bears training camp and was again released at the end of camp. He signed to the practice squad where he spent the first 14 weeks of the season. He signed to the active roster after an injury to Dez White and finished the year with two catches for 20 yards and one rush for a 47-yard touchdown in Chicago's playoff loss against Philadelphia. In his NFL debut at Detroit (12/30), Merritt saw time as a reserve receiver and on special teams. He posted his first career catch – a 13-yarder – the next week against Jacksonville (1/6/02), finishing with two receptions for 20 yards. In the Bears playoff contest against Philadelphia (1/13/02), Merritt celebrated his first career touchdown on a 47-yard reverse.

2000: Merritt signed with the Bears as a rookie free agent. He was released at the end of training camp and immediately signed to the Bears practice squad where he spent the entire season.

COLLEGE: Merritt started 21 games at wide receiver but primarily served as a return specialist through his four years at Wisconsin. He finished his collegiate career with 36 catches for 528 yards and two scores, 28 kick returns for 521 yards and 25 punt returns for 165 yards. As a senior, he started two of the 12 games he played in and finished with nine receptions for 141 yards. Merritt had nine catches for 126 yards as a junior. He posted three receptions for 46 yards, 26 kick-off returns for 502 yards and 23 punt returns for 125 yards through his sophomore campaign. As a red-shirt freshman, he collected a career-high 15 catches and two touchdowns.

PERSONAL: Merritt earned All-America honors from *Prep Football Report* and *SuperPrep* as a senior at St. Rita High School in Chicago, Ill., collecting 23 catches for 675 yards. He amassed 63 catches for 1,240 yards and 21 touchdowns through his prep career. The zoology major earned his Illinois real estate license in 2002.

MERRITT'S NFL TOTALS

		RECEIVING						RUSHING													
Year Team	GP-GS	No	Yds	Avg	Long	TD	No	Yds	Avg	Long	TD										
2001 Chicago.....	2-0	2	20	10.0	13	0	0	0	0.0	0	0										
2002 Chicago.....	12-3	14	100	7.1	25	0	1	5	5.0	5	0										
2003 Chicago.....	15-1	3	50	16.7	25	0	0	0	0.0	0	0										
Totals	29-4	19	170	8.9	25	0	1	5	5.0	5	0										
Playoffs																					
2001 Chicago.....	1-0	0	0	0.0	0	0	1	47	47.0	47	1										
		SPECIAL TEAMS						KICK RETURNS					PUNT RETURNS								
Year Team		Solo	Asst	Tot	FF	FR	BP	BFG	BXP	No	Yds	Avg	FC	Lg	TD	No	Yds	Avg	FC	Lg	TD
2001 Chicago.....		0	0	0	0	0	0	0	0	0	0	0.0	0	0	0	0	0	0.0	0	0	0
2002 Chicago.....		8	0	8	0	0	0	0	0	45	1,029	22.9	0	63	0	10	71	7.1	2	18	0
2003 Chicago.....		13	0	13	0	0	0	0	0	20	405	20.3	0	35	0	0	0	0.0	0	0	0
Totals		21	0	21	0	0	0	0	0	651	434	22.1	0	63	0	10	71	7.1	2	18	0

ADDITIONAL STATISTICS

Special Teams Tackles – 2001 (2 - postseason).

SINGLE-GAME BESTS

Receptions – 4 vs. Tampa Bay (12/29/02)
Receiving Yards – 30 vs. Philadelphia (11/3/02)
Longest Reception – 25 two times, vs. Washington (12/21/03) and vs. Philadelphia (11/3/02)
Kickoff Returns – 9 at San Francisco (9/7/03)
Kick Return Yards – 170 at San Francisco (9/7/03)
Longest Kick Return – 63 at Detroit (10/20/02)



QUINCY MORGAN

Wide Receiver

6'1" ★ 215 ★ 9/23/77

Kansas State ★ Trade (Clev.) for '04

NFL: 5th Year ★ Cowboys: 2nd Year

81

PRO: The mid-season acquisition of Quincy Morgan in 2004 was a throwback to an earlier time in recent NFL history. The Oct. 19 deal involving Morgan marked the first time since the historic Herschel Walker trade in 1989, that the Dallas Cowboys traded a player for a player during the season. Morgan came to the Cowboys from the Cleveland Browns in exchange for wide receiver Antonio Bryant. A native of nearby Garland, Texas, Morgan is a big-play receiver that has the speed to get by defensive backs and the toughness to fight for the ball in traffic. Prior to coming to Dallas, 31 of Morgan's 124 (25%) career catches had gone for at least 20 yards, and one tenth (12-of-124) of those receptions went for touchdowns. Along with his receiving skills, he also has the ability to return kickoffs, posting a 26.9-yard average on nine career kickoff returns. In picking up a new offensive scheme and battling injuries, Morgan's contributions in Dallas were somewhat limited, but he started seven games and finished the 2004 season as the team's fifth leading receiver with 22 catches for 260 yards. Morgan was originally drafted by the Browns in the second round (33rd overall) of the 2001 NFL Draft.

2004: Morgan was acquired by Dallas in a trade with Cleveland for wide receiver Antonio Bryant on Oct. 19. Prior to coming to Dallas, Morgan had nine catches for 144 yards and three touchdowns. Between Cleveland and Dallas, Morgan started 12 of 15 games and caught 31 passes for 404 yards (22 for 260 in Dallas). In the Browns season opening win over the Ravens (9/12), Morgan caught a 46-yard touchdown pass that broke a third quarter tie and proved to be the game winner in the 20-3 Cleveland victory. In the Week Two loss at Dallas (9/19), he had one of the Browns eight receptions for a gain of 11 yards. At the N.Y. Giants (9/26), he caught three passes for 44 yards, including a three-yard scoring pass in the fourth quarter. In Cleveland's 17-13 home win over Washington (10/3), Morgan added two receptions for 18 yards. In his final game as a Brown, Morgan caught his third touchdown pass of the year (a 10-yarder) in the second quarter of Cleveland's 34-17 win over the Bengals (10/17). Following the trade that brought Morgan back to the Dallas area, he was immediately moved into the Dallas mix at wide receiver. In his debut performance as a Cowboy, Morgan caught four passes for a season-high 76 yards in the loss at Green Bay (10/24), including the longest reception of the season for Dallas – a 53-yarder from Vinny Testaverde in the first quarter. He left the game late in the fourth quarter with a right hamstring strain. That injury forced Morgan to miss the next two games. He returned to the field against Philadelphia (11/15) and turned in a 21-yard catch. At Baltimore (11/21), Morgan caught a team-high four passes for 42 yards. He tied for second on the team against Chicago (11/25) with two receptions for 22 yards. He caught two passes for 19 yards at Seattle (12/6), including a 13-

yarder on third-and-one on the game winning touchdown drive. In the loss to New Orleans (12/12), Morgan had three catches for 26 yards and a rushing attempt for a career-long 24 yards. In the season ending loss at the N.Y. Giants (1/2/05), Morgan had three catches for 28 yards.

2003: In starting 15-of-16 games, Morgan finished fifth on the Browns in receptions (38), third in receiving yards (516) and second in receiving touchdowns (three). Of his 38 receptions, 22 went for first downs and five were for 20 yards-or-more. He totaled two catches for 18 yards at Baltimore (9/14) before catching two more passes for 24 yards at San Francisco (9/21). Against Cincinnati (9/28), he totaled 92 receiving yards on three catches (30.7 avg.), including a 71-yard touchdown grab on the Browns second play from scrimmage. He also made a 14-yard catch on third-and-eight, setting up Cleveland at the Bengals one-yard line. He caught four passes for 51 yards, including a 32-yarder, at Pittsburgh (10/5), with two of his catches setting up Cleveland touchdowns. He recorded three receptions for 14 yards against Oakland (10/12), including the 100th catch of his career on a 10-yard grab in the second quarter. He exploded for a season-high 116 yards on a season-high five catches (23.2 avg.), including a 68-yard touchdown catch, against Arizona (11/16). Morgan and Andre Davis both eclipsed the 100-yard mark against the Cardinals, marking the first time a Browns receiving duo had surpassed 100 yards in the same game since Ozzie Newsome and Ricky Feacher pulled off the feat at Pittsburgh on Jan. 2, 1983. Morgan also returned a kickoff 47 yards against Arizona. He caught a team-high four passes for 64 yards and a 28-yard touchdown against St. Louis (12/8).

2002: Morgan stepped up during his second season with the Browns, leading the team in receiving yards (964 – career-high) and touchdown receptions (seven – career-high) while finishing third in receptions (56 – career-high). He established himself as a playmaker for Cleveland, posting 17 plays of 20 yards-or-more, including nine plays of 30 yards-or-more. His 17.2 yard-per-catch average ranked second in the NFL and was the highest average by a Browns receiver since Derrick Alexander posted a 17.3 average in 1994. Morgan opened the season by catching a career-high nine passes for a career-high 151 yards and a career-high two touchdowns against Kansas City (9/8). His two scoring grabs against the Chiefs went for 33 and 44 yards. He caught two passes for 42 yards against Cincinnati (9/15), before posting five receptions for 40 yards at Tennessee (9/22). He caught another five passes for 68 yards against Baltimore (10/6). He caught a team-high seven passes for 81 yards, including a 25-yard touchdown catch, against Houston (10/20). He caught a club-high four passes for 98 yards, including a 31-yard, fourth quarter touch-

STAFF

QUINCY MORGAN

2004 SEASON

RECORDS

PLAYOFF RECORDS

HISTORY

SIDELINES

down and a 63-yard second quarter grab. The following week at Cincinnati (11/17), he totaled 81 yards on five receptions, including a 26-yarder, then added two catches for 57 yards at New Orleans (11/24). He kicked off the month of December with three catches for 118 yards and two touchdowns at Jacksonville (12/8). His two scoring grabs came on a 60-yard strike in the third quarter and a game-winning 50-yard "Hail Mary" catch on the final play of the game. He followed that performance with three receptions for 90 yards, including a 78-yard touchdown strike on the first play from scrimmage, against Indianapolis (12/15). He registered three receptions for 50 yards at Baltimore (12/22) before closing the regular season with two catches for 32 yards against Atlanta (12/29) in the Browns play-off clinching victory. Morgan made his postseason debut in the AFC Wild Card Game at Pittsburgh (1/5/03) and caught two passes for 30 yards.

2001: Morgan started 10-of-16 games as a rookie and finished third on the team with 30 receptions and second with 432 receiving yards while adding two scoring grabs. He also returned seven kickoffs for 175 yards, including a 51-yarder. He opened the season with three catches for 46 yards against Seattle (9/9) before adding two catches for 38 yards and his first career scoring catch (a 34-yarder) against Detroit (9/23). He tallied two receptions for 32 yards at Jacksonville (9/30) and two catches for 26 yards against San Diego (10/7). His only catch against Baltimore (10/21) was a 36-yard touchdown grab. He posted a 28-yard catch at Chicago (11/4) before totaling three receptions for 28 yards against Pittsburgh (11/11). At Baltimore (11/18), he returned two kickoffs for 71 yards, including a career-long 51-yarder. He caught a season-high five passes for 40 yards against Cincinnati (11/25). His only reception at Tennessee (12/30) was a career-long 78-yard grab. He closed the season with a 23-yard rush at Pittsburgh (1/6/02).

COLLEGE: Morgan managed to write his name all over the Kansas State record book despite playing only two seasons with the Wildcats. He left KSU as one of only seven players in school histo-

ry to catch over 100 passes and one of only four to gain over 2,000 receiving yards in a career – including being the only person to eclipse the 1,000-yard mark in a season twice. His 106 career catches ranked sixth on the school's career receiving list. His 2,173 receiving yards ranked third in school annals, while his 20.5 yard-per-catch average was the best in school history. He was second in school history with eight 100-yard performances and second in career touchdown catches (23). As a senior, Morgan earned All-America honors from the *Sporting News* and was a unanimous All-Big 12 selection after hauling in 64 passes for 1,166 yards (18.2 avg.) and 14 touchdowns. His receiving yardage and touchdown catches both established new single-season school records while his 64 catches ranked fifth all-time. He finished the season averaging 102.8 all-purpose yards-per-game. He closed out his junior campaign with 42 catches for 1,007 yards and nine touchdowns to earn All-Big 12 honors. His 24.0 yard-per-catch average set a school single-season record, shattering the old mark of 21.1 yards-per-catch. Morgan was red-shirted in 1998. He enrolled in Kansas City, Kan., Community College during the spring of 1998, where he ran track. Before transferring to Kansas State, he was one of the top four JUCO wide receivers in the country playing for Blinn Community College in Brenham, Texas. He caught 38 passes for 645 yards and eight touchdowns in his final season at Blinn after earning honorable mention All-America honors as a freshman while helping Blinn to the Junior College National Championship.

PERSONAL: Morgan was an all-conference, all-state, All-America and team MVP as a senior receiver at South Garland, Texas, High School in the Dallas suburbs. As a junior, the social science major earned all-state honors from the *Dallas Morning News*. While with the Browns, Morgan participated in various Cleveland area charitable events, including the Taste of the NFL to benefit the Cleveland Foodbank and the Special Olympics. He also donated his time to a toy drive to benefit inner city youth.

MORGAN'S NFL TOTALS

Year Team	GP-GS	RECEIVING					RUSHING				
		No	Yds	Avg	Long	TD	No	Yds	Avg	Long	TD
2001 Cleveland.....	16-10	30	432	14.4	78	2	2	28	14.0	23	0
2002 Cleveland.....	16-16	56	964	17.2	78t	7	3	7	2.3	11	0
2003 Cleveland.....	16-15	38	516	13.6	71t	3	3	-4	-1.3	2	0
2004 Cleveland.....	6-5	9	144	16.0	46t	3	0	0	0.0	0	0
Dallas.....	9-7	22	260	11.8	53	0	2	23	11.5	24	0
Totals.....	63-53	155	2,316	14.9	78t	15	10	53	5.3	24	0

Playoffs											
2003 Tennessee.....	1-1	2	30	15.0	15	0	0	0	0.0	0	0

Year Team	No	KICKOFF RETURNS				TD	CAREER 100-YARD RECEIVING GAMES (3)
		Yds	Avg	Long	TD		
2001 Cleveland.....	7	175	25.0	51	0		151 vs. Kansas City, 9/8/02
2003 Cleveland.....	2	67	33.5	47	0		118 @ Jacksonville, 12/8/02
2004 Dallas.....	2	25	12.5	19	0		116 vs. Arizona, 11/16/03
Totals.....	11	267	24.3	51	0		

SINGLE-GAME BESTS

Receptions – 9 vs. Kansas City, 9/8/02

Receiving Yards – 151 vs. Kansas City, 9/8/02

Receiving TDs – 2 vs. Kansas City 9/8/02 and @ Jacksonville, 12/8/02

Long Reception – 78 @ Tennessee, 12/30/01 and 78t vs. Indianapolis, 12/15/02



TERENCE NEWMAN

Cornerback

5'11" ★ 195 ★ 9/4/78

Kansas State ★ D-1 for '03 (5th overall)

NFL: 3rd Year ★ Cowboys: 3rd Year

41

PRO: After selecting the Jim Thorpe award winner (Roy Williams) in the 2002 NFL Draft, the Dallas Cowboys helped solidify their young defensive backfield when they drafted Terence Newman – college football's 2002 Jim Thorpe award winner – with the fifth overall choice in the 2003 NFL Draft. Newman, the most decorated defensive player in Kansas State history, quickly established himself as one of the NFL's top young cornerbacks when he earned All-Rookie honors, tied for the league lead among rookies in interceptions and was named an alternate to the Pro Bowl all in his first professional season. After a solid second season that saw him become the first player since Everson Walls in 1981-82 to lead the team outright in interceptions in consecutive seasons, Newman is again prepared to take his place among the NFL's top cover men. But covering receivers is not his only ability as he also plays the run well, as evidenced by his eight career tackles for losses and his 146 career tackles. Blessed with tremendous athletic ability, Newman has outstanding speed (4.37 40-yard dash), that translated into two Big 12 Conference titles in the 100 meters (junior and senior seasons), as well as a Big 12 indoor title in the 60 meters and a fifth place finish in the 60 meters at the NCAA Championships.

2004: Newman struggled early during his sophomore season but managed to straighten things out and finish the year in solid fashion. He closed out the season with a team-high 13 pass deflections while placing fourth with 66 tackles. He also became the first player since Everson Walls in 1981-82 to lead the team outright in interceptions in consecutive seasons with his four interceptions. He opened the season at Minnesota (9/12) by recording three tackles. The following week against Cleveland (9/19), he picked off his first pass of the season while helping limit the Browns passing game to 66 net yards and their starting receivers to four catches for 50 yards. He also recorded his first career punt return in the third quarter with a seven-yard pick up. He was second on the team at Washington (9/27) with 10 tackles before totaling three stops and returning his second career punt for six yards against the N.Y. Giants (10/10). He totaled a team- and career-high 13 tackles the following week against Pittsburgh (10/17). He broke up a season-high two passes against Detroit (10/31) before matching that with four tackles and two pass deflections at Cincinnati (11/7). The following week against Philadelphia (11/15), Newman finished with five stops, including his first tackle for a loss. He totaled four tackles and forced his first career fumble to end a Ravens drive at the end of the first half at Baltimore (11/21). On Thanksgiving Day against Chicago (11/25), he recorded his second interception of the season when he picked off a Jonathan Quinn fourth quarter pass. He returned the theft 11 yards to the Bears 42-yard line, setting up the Cowboys final touch-

down. For the game, the Bears were limited to 91 net passing yards, including just four catches for 57 yards by their starting wide receivers. Newman kicked off the final month of the season by tallying eight tackles, breaking up a pass and forcing a fumble at Seattle (12/6). His second quarter forced fumble was recovered by Lynn Scott, who returned it 26 yards to set up Dallas on the Seattle 39-yard line. The ensuing drive resulted in a touchdown that got Dallas back in the game at 14-12. At Philadelphia (12/19), Newman totaled two tackles, broke up two passes and picked off his third pass of the season. He shadowed Eagles receiver Terrell Owens all over the field, limiting him to two catches for 24 yards prior to Owens' third quarter ankle injury. For the day, Eagles receivers were held to four catches for 58 yards, while Donovan McNabb – the NFL's third ranked passer (107.2) entering the game – was limited to a 62.0 rating with two interceptions. He posted three stops and intercepted his fourth pass of the season against Washington (12/26) while helping limit the Redskins to 149 passing yards. Redskins receivers Laveranues Coles and Rod Gardner managed just 84 receiving yards on a combined 12 receptions (7.0 avg.) – with 32 of those yards coming on the game's final offensive play from scrimmage. Newman closed out the season at the N.Y. Giants (1/2/05) with one tackle as the Giants threw away from his side of the field all night. The Giants ended the game with only 137 net passing yards.

2003: Newman became just the third rookie cornerback in club history to start a season-opener, and he went on to lead the team, finish tied for 10th in the NFC and tied for the lead among all NFL rookies with four interceptions. He was also second on the club with 14 passes defended. A solid force against the run as well, Newman was fifth on the team with 80 tackles, including six for losses (second best on the team). With 80 tackles, he became just the fifth cornerback in club history to record 80-or-more stops in a season since 1979 when the club began keeping tackle records. His play helped the Dallas defense jump from a ranking of 18th in 2002 to tops in the league with a 75 yard-per-game improvement in 2003. Dallas was the only team in the league that had an opponents' pass completion percentage under 50%. In the season opener against Atlanta (9/7), he recorded five tackles. Along with Mario Edwards, he helped limit the Falcons wide receivers to six catches for 89 yards, including just two catches for 30 yards by Peerless Price. Newman recorded his first career interception when he picked off a second quarter pass intended for Jeremy Shockey at the Cowboys 20-yard line to end a potential scoring drive at the N.Y. Giants (9/15). He also tied for second on the team with five tackles and broke up a season-high three passes. At the N.Y. Jets (9/28), he recorded four tackles and helped limit the Jets starting wide receivers (Curtis Conway and

STAFF

TERENCE NEWMAN

2004 SEASON

RECORDS

PLAYOFF RECORDS

HISTORY

SIDELINES

Wayne Chrebet) to six catches for 61 yards (10.2 avg.). Newman recorded his first career sack when he ran Jeff Blake out of bounds on a scramble against Arizona (10/5). The Cardinals were limited to 119 net passing yards, including just four catches for 39 yards by their starting wide receivers. With four tackles, he helped limit the Eagles to 115 net passing yards, including just four catches for 42 yards by their three wide receivers, in the Cowboys 23-21 win against Philadelphia (10/12). Newman then broke up two passes and helped hold the Lions to 74 net passing yards, including just two catches for 30 yards by the Lions wide receivers, at Detroit (10/19). At Tampa Bay (10/26), the Dallas defense limited the Bucs to 133 net passing yards. Newman's play against Washington (11/2) held starting wide receivers Coles and Gardner to five catches for 41 yards (8.2 avg.) and the Redskins to 124 net passing yards. Against Buffalo (11/9), Newman logged five tackles and broke up a pass. While the starting receiver duo of Eric Moulds and Josh Reed recorded nine catches, they were held to 62 yards (6.9 avg.) with a long of 11 yards as the Bills managed just 85 net passing yards on the day. Newman was second on the team with seven tackles and helped force Jake Delhomme into a nine-of-24 passing day (37.5%) in the Cowboys 24-20 win over NFC Champion Carolina (11/23). He topped that four days later with a season-high eight tackles against Miami (11/27) on Thanksgiving Day. Newman also recovered a Ricky Williams fumble at the Dallas 28-yard line to end a potential scoring drive. The following week at Philadelphia (12/7), he tied for the team lead with seven tackles. Newman's game continued to improve as the temperature dropped when he earned NFC defensive player of the week honors for his play at Washington (12/14). In that game, he tied the club record and became the fourth player, and first rookie, to record three interceptions in a game. The first ended a Redskins scoring drive at the Dallas seven-yard line. He returned the second 25 yards to the Redskins nine-yard line to set up a Dallas touchdown, and the third led to a Dallas field goal. He also added six tackles as Washington was limited to 161 total yards, including just 55 through the air – the lowest total by an opponent since Nov. 11, 2001 at Atlanta. Washington wide receivers were held to four catches for 29 yards in the game, including none by Coles. At New Orleans (12/28) in the regular season finale, Newman recorded six tackles and a tackle of Deuce McAllister for a three-yard loss on third-and-goal from the three-yard line to force a field goal on the Saints opening possession. Newman added five tackles at Carolina (1/3/04) in his postseason debut.

COLLEGE: A consensus All-America selection as a senior cornerback, Newman was also an honorable mention All-America kickoff returner. He became the first player in school history to win the Thorpe Award while also finishing as a finalist for the Nagurski Award. An All-Big 12 Conference first-team choice and Defensive Player of the Year in 2002, Newman also became only the second player in school history to score a touchdown on a kickoff and punt return in the same season. In 48 collegiate games, he recorded 133 tackles, 10 interceptions, 32 pass deflections and a pair of forced fumbles. His 10 interceptions tied for sixth on the school's career list. He also gained 834 yards with one touchdown on 32 kickoff returns (26.1 avg.) and another 417 yards with

three touchdowns on 27 punt returns (15.4 avg.). As a senior, he intercepted five passes and deflected 14 others. His 28.5-yard average ranked fourth on the school's single-season kickoff return list while his 14.9-yard average ranked third on KSU's single-season punt return list. Newman also posed a threat on offense as a wide receiver, catching four passes for 98 yards (24.5 average) and a touchdown. A consensus All-Big 12 Conference second-team selection as a junior, Newman shared the team's Most Improved Defensive Player honors with Terry Pierce. Newman ranked fifth in the Big 12 and 16th in the nation in passes defended with 19, and he ranked fifth on the team with 51 tackles. He also intercepted three passes and blocked two kicks while also recovering a fumble and causing another. As a kickoff returner, he averaged 23.4 yards-per-return. On the track in the spring, Newman defended his Big 12 outdoor title in the 100 meters and reached the NCAA semifinals. Along the way, he broke his own outdoor school record in the 100 meters with a clocking of 10.20. He also finished second in the 200 meters at the Big 12 meet with a time of 21.42. Newman collected his first All-America honor by finishing fifth in the 60 meters at the NCAA Indoor Championship with a time of 6.67 and was the Big 12 indoor champ at 60 meters, clocking a 6.65 in the finals after posting a school-record 6.62 in the prelims. As a sophomore, Newman saw action in every game with one start, recording 20 tackles and a four-yard interception return. On the track, Newman captured his first Big 12 outdoor title in the 100-meters, setting a school record with a 10.22 mark. He represented the Wildcats at the 2001 NCAA Outdoor Nationals, reaching the semifinals in the 100 meters. During the indoor season, Newman set a pair of school records at the 2001 Big 12 Indoor Track & Field Championships, clocking a 6.67 in the 60-meter semifinals and a 21.20 in the 200. He finished 15th in the 60 meters at the NCAA Indoor Nationals. As a red-shirt freshman, Newman played in every game, recording eight tackles and one interception.

PERSONAL: Newman attended Central High School in Salina, Kan., where he was an All-Class 5A selection. Coming out of high school, he was listed as one of the top 20 recruits in the state of Kansas by First Down Recruiting. He lettered twice in football, three times in track, three times in basketball and once in baseball. As a senior, he had 10 receptions for 251 yards and three touchdowns as a receiver while recording 45 tackles, five interceptions and five deflected passes on the defensive side of the ball. He also returned 13 punts for 271 yards (20.9 avg.), including two for touchdowns. An outstanding track performer, Newman turned in times of 10.36 in the 100 meters and 21.6 in the 200 entering his senior season. The business major was involved with the "Breakfast Buddy" program in his hometown of Salina, which is similar to the nationwide Big Brothers/Big Sisters program. As a member of the Cowboys 2003 Rookie Club – a program designed to introduce rookie team members to community service in the Dallas area – Newman participated in charity visits to various non-profit organizations serving children and adults. Visits included work with the ChildCareGroup, The Salvation Army, Children's Medical Center Dallas and Kid's Café at The Voice of Hope Ministries. During the 2004 offseason, he served as a

celebrity escort at the Children's Cancer Fund Fashion Show. The event, annually co-chaired by former Cowboys quarterbacks Roger Staubach and Troy Aikman, raises money to fund pediatric oncology research. Newman participated in the 2004 Rookie Club Alumni visit to ChildCareGroup where the alumni rookie club members joined the '04 rookies to carve pumpkins with 140 preschool children from low-income families. He kept very active in the community during the 2005 offseason participating in two fashion shows including the St. Valentine's Leukemia and Lymphoma Society Style Show in addition to his second catwalk for the Children's Cancer Fund Fashion Show and Luncheon hosted by Aikman and Staubach. Newman and teammate Lousaka Polite revisited

the ChildCareGroup to distribute bicycle helmets to underprivileged children in honor of Brain Awareness Week hosted by UT Dallas. He also attended Racing Against the Odds fundraiser hosted by local radio personality and newspaper columnist Randy Galloway at Lone Star Park for the American Diabetes Association and the Cowboys annual NFL Draft Day party to sign autographs for the team's loyal fans. Newman's signature program included his participation and support of the NFL Flag Football program in Dallas for youth. He attended a kick off event, spent time coaching the children and signed autographs for the participants. He looks to continue his involvement with Cowboys NFL Flag to recruit even more youth to participate in the program.

NEWMAN'S COWBOYS TOTALS

Year	GP-GS	DEFENSE				INTERCEPTIONS				FUMBLES REC			
		ST	AT	TT	Sks-Yds	Tkl/Ls	QB Prs	PBU	FF	No Yds	Avg	Lg	TD
2003 Dallas	16-16	69	11	80	1.0(0)	6(-15)	0	14	0	4	23	5.8	25
2004 Dallas	16-16	61	5	66	0.0(0)	2(-7)	0	13	2	4	31	7.8	21
Totals	32-32	130	16	146	1.0(0)	8(-22)	0	27	2	8	54	6.8	25
Playoffs													
2003 Dallas	1-1	5	0	5	0.0(0)	0(0)	0	0	0	0	0	0.0	0

ADDITIONAL STATISTICS

Punt Returns – 2004 (2 for 13 yds., long 7).

SINGLE-GAME BESTS

Tackles – 13 vs. Pittsburgh, 10/17/04

Solo Tackles – 13 vs. Pittsburgh, 10/17/04

Assisted Tackles – 3 @ Washington, 12/7/03 and @ N.Y.

Giants, 12/28/04

Interceptions – 3 @ Washington (12/14/03)

Passes Defensed – 3 @ N.Y. Giants (9/15/03) and @

Washington (12/14/03)



DAT NGUYEN

Linebacker

5'11" ★ 238 ★ 9/25/75

Texas A&M ★ D3 for '99 (85th overall)

NFL: 7th Year ★ Cowboys: 7th Year

59

PRO: Dat Nguyen (pronounced WIN) has been overcoming long odds his entire life. The son of Vietnamese immigrants, Nguyen has battled the perception that he was too small to play football for as long as he has been involved in the game. He began proving critics wrong at an early age, and he proceeded to leave Texas A&M as the Aggies career record holder for starts (51 consecutive), tackles (517) and tackles-per-game average (10.1). Despite such an illustrious collegiate career, the "undersized" criticism was still heard from NFL personnel. The Cowboys went ahead and drafted the most productive linebacker in Texas A&M history in the third round (85th overall) of the 1999 NFL Draft. Nguyen made an impact with the Cowboys from the very beginning, leading the team in special teams stops as a rookie and becoming Dallas's starting middle linebacker in his second professional season. In 2001, he completed his first full season as a starting NFL middle linebacker and silenced the critics by recording the second highest single-season tackle total in Cowboys history. Since taking over the middle of the Cowboys defense five years ago, Dallas has finished with one of the top four defensive units in the league twice, including the top ranked unit in 2003. Nguyen's

keen football instincts give him an uncanny ability to be around the ball, as he has led or tied for the team lead in tackles 35 times in his 61 starts, while his speed and quickness allow him to string plays wide while plugging up holes and creases. After paying his dues and earning his spot in the middle of the Dallas defense, Nguyen was selected defensive team captain in 2004 and has displayed the work ethic and leadership skills that will continue to guide one of the NFL's youngest and most rapidly improving defenses for years to come.

2004: Nguyen continued his solid play quarterbacking the defense as he led the team with 135 tackles – the third time in four years he has led the team and recorded 100-or-more tackles. His performance made him the first player to lead the team in tackles in back-to-back seasons since Ken Norton in 1992-93. Nguyen led or tied for the team lead in tackles eight times. In the season opener at Minnesota (9/12), he led the team with 10 tackles before picking up six tackles – tied for second on the team – and recorded his fourth career interception in the home opener against Cleveland (9/19). He posted seven tackles at Washington (9/27) and led the team with 13

tackles while adding a forced fumble against the N.Y. Giants (10/10). Nguyen finished second on the team with 10 tackles and added a pressure against Pittsburgh (10/17) before leading the team with 10 tackles at Green Bay (10/24). He recorded three tackles against Detroit (10/31) as the Lions were held to just 39 rushing yards. He notched his fourth double-digit tackle game in five weeks with 11 stops – one for a loss – at Cincinnati (11/7). At Baltimore (11/21), Nguyen tied for the team lead with nine tackles as the Ravens were held to a 2.8 yard-per-carry average with 59 yards on 21 rushes. He picked off his second pass of the season, recorded four tackles and helped limit Chicago (11/25) to 49 rushing yards on 20 carries (2.5 avg.) and 140 total yards in the Thanksgiving Day showdown. In Dallas's come-from-behind Monday night win at Seattle (12/6), he finished fourth with seven tackles – one for a loss – and recovered a Shaun Alexander fumble that set up a Dallas touchdown. He led the team with a season-high 14 stops while limiting Duce McAllister to a 2.8-yard average against New Orleans (12/12). He tied for the team lead with eight tackles and picked up his only sack of the season with an eight-yard takedown of Donovan McNabb at Philadelphia (12/19). Against Washington (12/26), Nguyen finished second with seven stops. In the season finale at the N.Y. Giants (1/2/05), Nguyen led the team with 12 tackles while recording his career-high third interception of the season.

2003: Nguyen helped guide the Cowboys defense to the league's top ranking by posting a team-high 140 tackles, the second highest tackle total of his career (172 in 2001). He also led the club in tackles behind the line of scrimmage (career-high tying nine) while finishing third in passes defended (career-high 11) and tied for fourth in quarterback pressures (career-high 10), earning him second team All-Pro honors from the Associated Press. He also forced and recovered a career-high two fumbles. For the year, Nguyen led or tied for the team lead in tackles 11 times in 17 games. In the Monday night overtime win at the N.Y. Giants (9/15), he tied for second on the team with five stops, including one for a loss, and added his first career fumble recovery. At the N.Y. Jets (9/28), he tied for the team lead with 12 stops while helping limit the Jets running game to a 2.5 yard-per-carry average. He again tied for the team lead with eight stops against Arizona (10/5) while contributing a tackle for a loss and two pressures. Against Philadelphia (10/12), Nguyen totaled a team-high 10 tackles. At Detroit (10/19), he was second on the squad with six tackles while breaking up a career-high four passes and forcing a fumble. At Tampa Bay (10/26), he led the team with a season-high 15 stops while helping limit the Bucs to 133 net passing yards. He was second on the squad against Washington (11/2) with six tackles while recording his second sack of the season. At Buffalo (11/9), he tied for the team lead with eight tackles and registered a career-high three pressures while recovering a Bledsoe fumble at the Cowboys 30-yard line to end a potential scoring threat. At New England (11/16), he again led the team with 11 tackles while posting a tackle for a loss and two pass deflections as the Patriots were limited to 65 rushing yards. In the win against Carolina (11/23), he recorded a team-high eight tackles, including two stops of Stephen Davis behind the line of scrimmage. His play helped limit Davis to just 59 yards

on 26 carries (2.3 avg.). Nguyen tallied nine tackles and a tackle for a loss against Miami (11/27) on Thanksgiving Day before tying for the team lead with seven tackles and a pass defended at Philadelphia (12/7). In the win at Washington (12/14), his team leading 12 tackles helped limit the Redskins to 161 total yards. He also forced a Redskins fumble that Darren Woodson recovered. Nguyen tied for the team lead with 11 stops, including a tackle behind the line of scrimmage, against the N.Y. Giants (12/21). In the season finale at New Orleans (12/28), he posted a team-high tying eight tackles, two pressures, a tackle for a loss and a pass deflection while helping limit Duce McAllister, the NFC's second leading rusher, to 49 yards on 21 carries (2.3 avg.). He recorded a postseason career-high 10 tackles in the Cowboys NFC Wild Card Playoff game at Carolina (1/3/04).

2002: The Cowboys defense opened the season with extremely high expectations for the starting linebacking trio of Dat Nguyen (middle linebacker), Dexter Coakley (weakside) and newcomer Kevin Hardy (strongside). That trio was dealt a serious blow in the season opener at Houston (9/8) when Nguyen suffered a broken wrist that forced him to miss the next eight games. Despite his injury, Nguyen finished the Texans game with a team-high 11 tackles while adding a sack and a tackle for a loss. Following surgery and a two month rehabilitation period, Nguyen returned to practice following the Detroit game (11/3) and assumed his starting spot in the middle of the Cowboys defense at Indianapolis (11/17), finishing as the club's third leading tackler with 11 stops, including one for a loss. In the following week's win over Jacksonville (11/24), he had six tackles. In the Thanksgiving Day win over Washington (11/28), Nguyen led all Dallas defenders with 13 stops, two of which were behind the line of scrimmage. Nguyen also played a key role in a defensive effort that helped hold Stephen Davis to 51 yards on 20 carries (2.6 avg.) while allowing just 121 second half yards on eight Redskins possessions. He was second on the team in tackles in consecutive losses to San Francisco (12/8) with 12 stops and New York (12/15) with eight. In the Saturday night loss to the Eagles (12/21), Nguyen tied for the team lead with 10 tackles. In the season ending loss at Washington (12/29), he had 10 tackles and a key quarterback pressure that led to a Roy Williams interception, which was returned 85 yards for a second quarter touchdown. Nguyen finished the year by collecting 70 tackles in the final seven games after returning from the injured wrist. He was named by his teammates as the club's 2002 recipient of the Ed Block Courage Award for his battle back from the wrist surgery.

2001: Nguyen, a key component in the Cowboys dramatic turnaround on defense in 2001, led Dallas in tackles with 172 – a figure that (at the time) was second on the Cowboys all-time list behind Eugene Lockhart's 222 tackles in 1989. Nguyen's tackle total ranked seventh in the NFL for 2001. He led or tied for the team lead in tackles 11 times, while registering double-figure tackle totals in 11 games. His nine tackles behind the line of scrimmage also tied for the team lead. Nguyen's efforts helped the Cowboys defense earn a fourth overall NFL ranking by allowing just 287.4 yards-per-game. In 2001, the Cowboys allowed 1,710 rushing yards, a figure that was 927 fewer yards than the club allowed during the

2000 season. Those numbers represented the largest turnaround by any defensive unit in the NFL in 2001. Nguyen opened the season with a then career-high 15 tackles against Tampa Bay (9/9). Nguyen's efforts helped limit the Bucs running game to 71 yards on 33 carries (2.2 avg.), including 22 carries for 56 yards by Warrick Dunn. Against San Diego (9/23), he tied for the team lead in tackles with nine and recorded two tackles for a loss – while helping hold LaDainian Tomlinson to a 3.3-yard average on 27 carries. At Philadelphia (9/30), Nguyen tied for the team lead with 10 tackles despite dislocating the ring finger on his right hand during the game. He underwent surgery to insert a pin in the finger on Oct. 1. At Oakland (10/7), he finished third on the team with eight tackles despite playing with a cast on his right hand. In the Cowboys win over Washington (10/15), Nguyen led the team with 11 tackles, helping limit the Redskins to 226 total yards. In the win over Arizona (10/28), he led the team with 13 stops while helping limit the Cards to 75 rushing yards. He added a team-high 11 tackles in the overtime loss at the Giants (11/4). He again led the team in tackles at Atlanta (11/11) with 14, as the Falcons were limited to 201 total yards. He logged a team-high 14 tackles in the loss to Philadelphia (11/18), while helping hold the Eagles to 227 total yards, 100 yards below their season average. On Thanksgiving Day against Denver (11/22), Nguyen again led the team in tackles, this time with a career-high 16 stops. In Dallas's win at Washington (12/2), he tied for the team lead in tackles with eight and helped limit Stephen Davis, the NFC's third leading rusher entering the game, to 53 yards on 17 carries. In the Cowboys surprising 27-21 win over playoff bound San Francisco (12/30), Nguyen led Dallas with 10 tackles and added two quarterback pressures as the NFL's second ranked running game (146 yards-per-game) was limited to 56 yards.

2000: Nguyen opened the season as the Cowboys starting middle linebacker and, despite missing six games due to injury, finished the year with 64 tackles, four stops behind the line of scrimmage, four passes defended and two interceptions. In his first professional start, he posted eight tackles and intercepted a pass, which he returned 24 yards against Philadelphia (9/3). At Arizona (9/10), he led the team with 12 tackles despite being slowed and missing playing time with a sprained MCL in his left knee. His knee sprain forced him to miss the next three games. He returned to action at the N.Y. Giants (10/15) and tallied seven stops, one behind the line of scrimmage, before suffering a strained neck in the fourth quarter that forced him from the game. He missed the next three games due to the neck strain, returning to action against Cincinnati (11/12). He saw action against the Bengals at middle linebacker in passing situations and recorded his second interception of the season. Nguyen posted four stops in spot play at Baltimore (11/19) before finishing fifth on the team with eight tackles at Tampa Bay (12/3) despite not starting. He was second on the team with seven tackles against Washington (12/10) while seeing considerable playing time off the bench. His effort against the Redskins helped limit Stephen Davis, the NFC's second-leading rusher, to 57 yards. He returned to the starting lineup against the N.Y. Giants (12/17) and tied for third on the team with 10 stops. He closed out the

season at Tennessee (12/25) tying for third on the club with seven stops in his second consecutive start.

1999: Nguyen made an immediate impact as a rookie with his stellar special teams play and solid performance as a nickel middle linebacker. He finished the season as the Cowboys leading special teams tackler with 18 stops, recording at least one special teams tackle in 12-of-17 games (including postseason) and earning All-Rookie honors for his special teams play. On defense, he had 34 tackles, five tackles for lost yardage, one sack, one interception and a forced fumble. In his first professional game, at Washington (9/12), Nguyen led the Cowboys with three special teams tackles. He also recovered a key fourth quarter on-side kick that helped the Cowboys overcome a 21-point deficit in a game that was won by Dallas in overtime. The following week against Atlanta (9/20), he recorded his first career tackle at middle linebacker in a nickel passing situation. Against Arizona (10/3), Nguyen tied for the team lead among linebackers with a season-high five tackles, including one for a three-yard loss on a screen pass. He also recorded his first career interception with a fourth quarter pick of Jake Plummer. Two weeks later at the N.Y. Giants (10/18), he equaled his season-high with five tackles while playing middle linebacker in nickel situations. Nguyen recorded his first career sack at Indianapolis (10/31) when he brought down Peyton Manning for a 13-yard loss on first-and-goal from the Dallas three-yard line. He also tied for the team lead with three special teams stops against the Colts. In the Monday night loss at Minnesota (11/8), Nguyen tied for the team lead with two special teams-tackles while also forcing a fumble on a second quarter kickoff return that Charlie Williams recovered at the Vikings 24-yard line to set up the second Dallas touchdown. At New Orleans (12/24), he recorded four tackles and had a tackle for a 12-yard loss. In the season finale against the N.Y. Giants (12/20), Nguyen took over at middle linebacker in the second half for Randall Godfrey (back stiffness) and went on to tie his season-high tackle total with five while helping limit the Giants to 74 rushing yards. In the playoff loss at Minnesota (1/9/00), Nguyen broke up two passes and recorded three tackles.

COLLEGE: Following his senior season, Nguyen was one of the nation's most decorated collegiate players, earning All-America honors from Walter Camp, The Sports Network, *The Sporting News*, *Burger King/AFCA*, *Football News* and *College Football News*. The National and Big 12 Defensive Player of the Year, he also won the Lombardi Trophy and Chuck Bednarik Award, while being a finalist for the Dick Butkus and Sullivan Awards. Nguyen was also named the *Dallas Morning News* Big 12 Male Athlete of the Year. He finished his senior season with a career-high 147 tackles, becoming the first player in school history to lead Texas A&M in tackles four straight seasons. He also added 20 tackles for losses, four sacks, four forced fumbles and two interceptions. He closed his collegiate career with A&M records for consecutive starts (51), tackles (517) and tackles-per-game (10.1). As a junior, he was an All-Big 12 first-team selection and the team MVP. He was also an All-Big 12 first-team selection as a sophomore. In 1995, Nguyen was named Southwest Conference Defensive Newcomer of the Year as a redshirt freshman.

PERSONAL: Nguyen was a consensus Texas Top 100 linebacker following his prep career at Rockport-Fulton High School in Rockport, Texas. He earned district 30-3A Defensive Player of the Year honors as a senior after tallying 188 tackles. He also earned Class 3A second-team all-state honors as a punter. Nguyen graduated from Texas A&M with a degree in agricultural development in August 1998 and took post-graduate classes during his senior football season. Since joining the Cowboys, he has taken an active volunteer role in the Dallas community. Most recently in 2005, he kept busy with the Tarrant County Asian American Chamber of Commerce College Day as the keynote speaker addressing the importance of higher education for Asian American young people; the Vietnamese Spring Gala as an honored guest supporting Asian Americans; the Relay for Life at Southern Methodist University as the guest speaker for the SMU Volunteers for the event; strutting the catwalk as a model in the St. Valentine's Style Show and Luncheon which is one of the largest fundraisers in Dallas benefiting the Leukemia and Lymphoma Society; participating in teammate Terence Newman's Golf Tournament for Arthritis, a fundraising tournament for Arthritis research, and serving as a guest speaker at the 5th Annual Mosaic Gala for the youth honorees – the event is sponsoring Mosaic Family Services and Tsunami Victims. During the 2004 offseason, Nguyen served as the keynote speaker for the State Fair of Texas Scholarship Luncheon, attended Racing

Against the Odds charity event hosted by Dallas sports writer and radio personality, Randy Galloway, which benefited the American Diabetes Association and attended the annual Muscular Dystrophy Association Muscle Team Bash hosted by former Cowboy Daryl Johnston. He also traveled to Washington, D.C. to attend the Vietnamese American National Gala where he was one of six "Golden Torch" award recipients for his distinguished achievements in professional football and service in the community. During the 2002 season, Nguyen and his wife, Becky, served as guest participants at the Cowboys annual NFL 201 Football Workshop benefiting The Salvation Army. He annually participates as a celebrity football coach for the club's annual Dallas Cowboys Let Us Play! Sports Camp for Girls. Coach Nguyen led his group to mock "Super Bowl" victories in 2001 and 2002. In 2001, he took part in the Linebacker's Blitz Hunger at The Salvation Army as part of the Hams for the Holiday program, where players distributed hams to needy families. The Dallas Cowboys Salvation Army Angel Tree program, which provides clothing and toys to underprivileged children, the Children's Cancer Fund Fashion Show and Luncheon annually co-chaired by Troy Aikman and Roger Staubach and the Dallas Race for the Cure benefiting the Susan G. Komen Foundation for Breast Cancer Research are charity events that the Nguyen's support. Dat and Becky have one daughter, Aubrey Mai (6/26/03).

NGUYEN'S COWBOYS TOTALS

		DEFENSE								INTERCEPTIONS				FUMBLES REC					
Year	GP-GS	ST	AT	TT	Sks-Yds	Tkl/Ls	QB Prs	PBU	FF	No	Yds	Avg	Lg	TD	No	Yds	Avg	Lg	TD
1999 Dallas	16-0	25	9	34	1.0(-13)	5(-19)	1	1	1	1	6	6.0	6	0	0	0	0.0	0	0
2000 Dallas	10-5	37	27	64	0.0(0)	4(-5)	1	4	0	2	31	15.5	24	0	0	0	0.0	0	0
2001 Dallas	16-16	104	68	172	0.0(0)	9(-18)	5	4	0	0	0	0.0	0	0	0	0	0.0	0	0
2002 Dallas	8-8	44	37	81	1.0(-2)	4(-7)	2	2	0	0	0	0.0	0	0	0	0	0.0	0	0
2003 Dallas	16-16	93	47	140	2.0(-17)	9(-16)	10	11	2	0	0	0.0	0	0	2	0	0.0	0	0
2004 Dallas	16-16	93	42	135	1.0(-8)	2(-2)	1	3	1	3	19	6.3	19	0	1	9	9.0	9	0
Totals	82-61	396	230	626	5.0(-40)	33(-67)	20	25	4	6	56	9.3	24	0	3	9	3.0	9	0
Playoffs																			
1999 Dallas	1-0	1	2	3	0.0(0)	0(0)	0	2	0	0	0	0.0	0	0	0	0	0.0	0	0
2003 Dallas	1-1	8	2	10	0.0(0)	0(0)	0	0	0	0	0	0.0	0	0	0	0	0.0	0	0
Totals	2-1	9	4	13	0.0(0)	0(0)	0	2	0	0	0	0.0	0	0	0	0	0.0	0	0

SINGLE-GAME BESTS

Tackles – 16 vs. Denver, 11/22/01

Playoffs – 10 @ Carolina, 1/3/04

Solo Tackles – 11 @ Tampa Bay, 10/26/03 and @ N.Y. Giants, 10/10/04

Tackles for Losses – 2 five times, last vs. Carolina, 11/23/03

Passes Defensed – 4 @ Detroit, 10/19/03

Playoffs – 2 @ Minnesota, 1/9/00

Quarterback Pressures – 3 vs. Buffalo, 11/9/03



BEN NOLL

Guard/Tackle

6'4" ★ 317 ★ 11/14/81

Pennsylvania ★ W (St. Louis) for '04

NFL: 2nd Year ★ Cowboys: 2nd Year

60

PRO: Always on the lookout for promising young offensive linemen, the Cowboys claimed Ben Noll off waivers from the St. Louis Rams on Sept. 6, 2004. Noll is a big, solid lineman that gained

experience run and pass blocking with one of the better collegiate offenses in the country while at Pennsylvania. After a year learning the nuances of the professional game, he must now continue

to show improvement and consistency as he strives for a spot on the offensive line depth chart. Versatility will also be important as he works at right tackle as well after breaking in to the league at guard.

2004: After going to training camp with the St. Louis Rams as a rookie free agent, Noll was released prior to the start of the season and claimed by Dallas off waivers Sept. 6. He was inactive for 11 of the first 14 games of the season, getting to dress but not seeing any playing time against Cleveland (9/19), at Seattle (12/6) and against New Orleans (12/12). After being active but not playing against Washington (12/26), he earned his first NFL playing time and start in the season finale at the N.Y. Giants (1/2/05) – replacing Andre Gurode in the starting line up at right guard. Against the Giants, Noll helped open holes for Julius Jones to rush for 149 yards and a touchdown on 29 carries (5.1 avg.) while providing enough pass protection for Vinny Testaverde to finish with a season-high 109.2 quarterback rating after completing 23-of-30 passes (76.7%).

COLLEGE: Noll earned All-Ivy League honors along the offensive line as a senior after helping lead the Penn offense to 34.6 points-per-game, the second best average in the league. The Quakers offensive line also helped Penn average 438.2 total yards-per-game – including 267.4 through the air and 170.8 on the ground – while allowing a league-low 12 sacks. As a junior, Noll earned second-team All-Ivy League honors after

starting 10 games and helping the Penn offense finish first in the league (second in Division 1-AA) in scoring (36.3 points-per-game), second in passing offense (296.2 – seventh in Division 1-AA), third in total offense (408.4 – 15th in Division 1-AA) and third in fewest sacks allowed (16). He saw action in nine games as a sophomore, helping lead the way for running back Kris Ryan to rush for 1,346 yards and 15 touchdowns. The Quakers offense finished third in the league in rushing offense (171.7) and in scoring (29.3) while leading the squad to an 8-1 record and a second place finish in the Ivy League. He saw action in 10 games as a true freshman in 2000.

PERSONAL: Benjamin Richard Noll was an all-state, all-metro and all-league lineman for St. Louis, Mo., High School. He was a three-time letterman in football while earning a single letter in basketball. The business major received the National Football Foundation Scholarship. As a rookie last fall, he was part of the Cowboys 2004 Rookie Club – a program designed to introduce rookie team members to community service in the Dallas area. He and his fellow rookie teammates participated in visits to various non-profit organizations serving children and adults, including the NFL Play It Smart program at Dallas's Lincoln High School, ChildCareGroup, NFL United Way Hometown Huddle and The Salvation Army. In 2005, Noll also participated in the annual Spina Bifida Bowl-a-thon – bowling for the cause and with many of the children who are beneficiaries of the fundraising event.

NOLL'S COWBOYS TOTALS

GAMES/STARTS: 2004 (1/1).



KEITH O'NEIL

Linebacker

6'0" ★ 240 ★ 8/26/80

Northern Arizona ★ FA for '03

NFL: 3rd Year ★ Cowboys: 3rd Year

54

PRO: The prototypical undrafted long shot who came to his rookie training camp in 2003 with an attitude of settling for nothing short of a roster spot, Keith O'Neil not only earned his roster spot but has proven to be one of the Cowboys best special teams players over the past two years. With his tenacity and a willingness to contribute wherever needed, O'Neil has excelled on Dallas's coverage units, recording 35 special teams stops in his two years with the team. Only Bradie James has recorded more coverage tackles over that same time span (40). With the implementation of more 3-4 defensive schemes in 2005, O'Neil will have the added opportunity of battling for increased playing time with the defense while continuing his dominating special teams play.

2004: O'Neil continued his extraordinary special teams play as he finished third on the team with 18 special teams tackles, helping the Cowboys post an NFL best 17.5 yards-per-kickoff return allowed. He kicked off the season with a single special teams stop at Minnesota (9/12) before helping limit the N.Y. Giants (10/10) to four yards on two punt returns. He was second on the team

with two special teams stops against Pittsburgh (10/17) as the Steelers were limited to a 13.6-yard average on five kickoff returns. Against Detroit (10/31), O'Neil saw action at middle linebacker on the game's opening drive after Dat Nguyen left the game for a few plays with a neck strain. O'Neil tied for the team lead with two special teams tackles against Philadelphia (11/15) as the Eagles were held to a 17.5-yard average on four kickoff returns. Against Chicago (11/25) on Thanksgiving Day, he led the team with a career-high four special teams tackles as the Bears were limited to a 15.5-yard average on four kickoff returns. He tied his career-high with another four special teams tackles in Dallas's 43-39 come-from-behind victory at Seattle (12/6). His play helped limit the Seahawks to a 17.3-yard average on seven kickoff returns while their average starting field position following kickoffs was their own 23-yard line. Against Washington (12/26), he recovered a Redskins fumbled punt at the Washington 42-yard line late in the fourth quarter.

2003: O'Neil – one of only five rookie free agents to make the Cowboys opening day roster –

closed out an impressive rookie season as the team's second ranked special teams tackler with 17 stops while seeing action in 15 games. O'Neil made his NFL debut as a special teams player – recording one tackle – in the regular season opener against Atlanta (9/7). He added two special teams tackles in the thrilling overtime win over the N.Y. Giants (9/15). A month later, he added another pair of special teams tackles in the key victory over Philadelphia (10/12) at Texas Stadium. At New England (11/16), O'Neil led the team with two special teams stops. In the following week's pivotal win over Carolina (11/23), he tied for the team lead with two special teams tackles as the Panthers were limited to two punt returns for -1 yard and five kickoff returns for an 18.4-yard average. At Philadelphia (12/7), he was the team leader in special teams tackles (two) as the Eagles were limited to a 7.0-yard average on two punt returns and a 16.5-yard average on four kickoff returns. In the season finale at New Orleans (12/28), he again tied for the team lead with two special teams tackles. O'Neil closed out his rookie season with one special teams tackle at Carolina (1/3/04) in his first NFL playoff game. The Panthers were limited to a 4.3-yard average on three punt returns and a 19.7-yard average on three kickoff returns.

COLLEGE: O'Neil recorded 225 tackles, 20 sacks and three interceptions in a stellar career at Northern Arizona University. As a senior, he registered 75 tackles, 21 stops for losses, five sacks and three interceptions to earn selection to the All-Big Sky Conference first team for the second straight year. After an interception return and a forced fumble against Cal Poly, O'Neil was named the national Defensive Player of the Week by The Sports Network and *The Football Gazette*. During his junior year, he started 12 games and recorded a team-high 127 tackles, including 15 behind the line, and seven sacks to earn All-Big Sky and team Defensive Player of the Year honors. As a sophomore, O'Neil registered 67 tack-

les, 10 tackles for losses and a team-best six sacks. As a true freshman, he registered 28 stops, three tackles for losses and two sacks as a reserve.

PERSONAL: O'Neil earned three letters in football, two in track and field and two in lacrosse at Sweet Home High School in Amherst, N.Y. He earned All-Western New York and all-conference honors as a senior football player. After taking classes to complete his degree in liberal studies the past two offseasons, O'Neil received his bachelor's degree from NAU in May, 2005. His father, Ed O'Neil, was a first round draft choice of the Detroit Lions in 1974 as a linebacker out of Penn State and spent seven years playing in the NFL. He went to camp with New England in 1980 when Bill Parcells was the Patriots linebackers coach but was released the day Keith was born (Aug. 26, 1980). Twenty-three years later – to the day – the younger O'Neil was named to the Dallas Cowboys final 53-man roster. Since becoming a Dallas Cowboy, O'Neil has become active in the Dallas community. As a member of the Cowboys 2003 Rookie Club – a program designed to introduce rookie team members to community service in the Dallas area – O'Neil participated in charity visits to various non-profit organizations serving children and adults. Visits included work with the ChildCareGroup, The Salvation Army, Children's Medical Center Dallas and Kid's Café at The Voice of Hope Ministries. In addition, he attended a special movie screening of *Radio* hosted by the Cowboys for 400 youth from area non-profit agencies and volunteered at the team's annual United Way Hometown Huddle charity event. O'Neil and several of his teammates volunteered to play Bingo with over 100 senior citizens at The Brady Center of Catholic Charities, a United Way of Metropolitan Dallas agency. During the 2004 season, he returned to ChildCareGroup with a group of Rookie Club Alumni and the 2004 rookie class to carve pumpkins with 140 preschool children from low income families.

O'NEIL'S COWBOYS TOTALS

Year Team	SPECIAL TEAMS								FUMBLE REC			
	Solo	Asst	Tot	FF	FR	BP	BFG	BXP	No	Yds	Avg	Lg TD
2003 Dallas.....	9	8	17	0	0	0	0	0	0	0.0	0	0
2004 Dallas.....	8	10	18	0	1	0	0	0	1	0	0.0	0
Total.....	17	18	35	0	1	0	0	0	1	0	0.0	0
Playoffs												
2003 Dallas.....	1	0	1	0	0	0	0	0	0	0	0.0	0



ERIC OGBOGU

Defensive End

6'4" ★ 275 ★ 7/18/75

Maryland ★ FA for '03

NFL: 8th Year ★ Cowboys: 3rd Year

90

PRO: Veteran defensive end Eric Ogbogu (pronounced uh-BAH-goo) was snapped away from his part time job as a commercial spokesman for UnderArmor television ads and reunited with Bill Parcells during the Cowboys 2003 training camp. Over the course of the past two seasons, he has surfaced as a dependable pass rusher and has consistently contributed to the rotation at defen-

sive end. In the summer of 2003, Ogbogu was on the street as a free agent after a year in Cincinnati when Dallas opened camp. He joined the squad on Aug. 11, following the first preseason game. He went on to earn significant playing time and two starts during the season, delivering a pass rush to a unit that had come up short in previous seasons. By December, the Cowboys had seen

enough to know that Ogbogu was a keeper, signing him to a two-year contract extension before the season ended. In 2004, he was a solid spot player who saw action in 15 games and ranked third on the team in sacks. He was originally drafted by the Jets in the sixth round (163rd overall) of the 1998 NFL Draft when he was with the N.Y. Jets and spent the first four years of his career (1998-2001) in the Big Apple.

2004: Ogbogu played in 15 games with one start and finished the season third on the team in sacks with 4.5. Although he only had 11 tackles on the year, he was able to provide a disruptive force in his spot duty. Ogbogu registered his first pressure of the season in the home opener against Cleveland (9/19). He registered the Cowboys only sack of Brett Favre in the loss to Green Bay (10/24) – one of just four sacks of the Packers quarterback at that point in the season. He had a pressure that caused Joey Harrington's interception in the fourth quarter of the win over Detroit (10/31). In the Thanksgiving Day game against Chicago (11/25), Ogbogu erupted for a career-high 3.5 sacks, the most by a Cowboy since Charles Haley posted four at Pittsburgh (9/4/94). At Philadelphia (11/15), he earned his first start of the season at left end for Marcellus Wiley and recorded one tackle.

2003: After joining the club during the middle of training camp, Ogbogu went on to have a stellar year, posting career-best numbers for tackles (30) and sacks (3.5) while seeing action in all 16 regular season games for the first time in his career – including his first NFL start. In the season opener against Atlanta (9/7), Ogbogu made his Cowboys debut and recorded two tackles in limited playing time in the defensive end rotation. In the Meadowlands taking on his former team the N.Y. Jets (9/28), he recorded three tackles but made his biggest play of the afternoon when he forced a Santana Moss fumble at the Jets 48-yard line following a reception. Al Singleton recovered the ball to set up the Cowboys first touchdown drive. Ogbogu had a season-high five tackles against Philadelphia (10/12) while helping limit the Eagles to 110 net yards passing. He recorded the quarterback pressure at Detroit (10/19) that forced Derek Ross's final interception of the game as the Lions were held to 157 total yards. Ogbogu logged his first sack of the season and forced a fumble when he sacked Brad Johnson in the second quarter at Tampa Bay (10/26) as the Bucs were limited to 133 net yards passing. His emergence as a pass rush threat continued against Buffalo (11/9) when he recorded the first multi-sack game of his career with 1.5 sacks of Drew Bledsoe. On the first, Ogbogu forced a fumble to set up Dallas's only touchdown drive of the day at the Bills 24-yard line. On the second, he teamed with Greg Ellis to sack Bledsoe at the Cowboys 29-yard line (Ellis forced a fumble on the play) to end a potential Bills scoring threat. He also added two tackles as the Bills were held to 185 yards. In the Cowboys 24-20 win over NFC Champion Carolina (11/23), he recorded three tackles and helped limit Stephen Davis, the NFL's third leading rusher entering the day at 108.4 yards-per-game, to 59 yards on 26 carries (2.3 avg.). He made his biggest plays of the day with two quarterback pressures. On the first, he forced Jake Delhomme into Leonardo Carson for a sack, and on the second, he hit Delhomme's arm as he was throwing, forcing the ball to flutter into the waiting hands of Roy Williams, who returned the interception to the

Panthers 11-yard line to set up a Dallas touchdown. Ogbogu earned his first NFL start when he replaced Ebenezer Ekuban at right end at Philadelphia (12/7) and recorded three tackles. Starting for the second straight week at Washington (12/14), he had two tackles and a quarterback pressure while helping limit the Redskins to 161 total yards. He returned to a reserve role against the N.Y. Giants (12/21), and logged his third sack of the season as the Giants were limited to 213 total yards. On special teams, he recorded the first kickoff return of his career (five yards) on a pooch kick in the first quarter. In the regular season final at New Orleans (12/28), Ogbogu had an active day with two tackles, a tackle for a loss and a pressure. He tackled Deuce McAllister for a three-yard loss, forcing a third-and-five that the Saints did not convert. For the game, he helped limit McAllister to 49 yards on 21 carries. In the NFC Wild Card game at Carolina (1/3/04), he recorded four tackles and a tackle for a four-yard loss.

2002: Ogbogu signed with the Bengals as an unrestricted free agent April 29 and played in 12 of 16 games, being inactive the other four contests. He finished the season with four stops. He posted his first tackle with Cincinnati at Cleveland (9/15). He recorded another stop at Houston (11/3), then added a tackle at Carolina (12/8) and against Jacksonville (12/15).

2001: After spending the 2000 season rehabbing his shoulder injury, Ogbogu returned to the field for the Jets and picked up 24 tackles while playing in 15 games. He posted a season-high three tackles in a win against Miami (10/14). At New Orleans (11/4), Ogbogu recorded two tackles and helped limit Ricky Williams to 58 yards on 19 carries. At Miami (11/11), he posted three stops and recovered a Jay Fiedler fumble to stop a Dolphins drive at the Jets 40-yard line in the fourth quarter. The Jets 24-0 win in that game was the team's first shutout at Miami since 1970. In his third NFL playoff game appearance, he set a career-high with seven stops at Oakland (1/12/02).

2000: Ogbogu was listed as the starting right defensive end heading into training camp but suffered a shoulder injury prior to the first preseason game. He was waived/injured Aug. 5 and placed on reserve/injured Aug. 7, where he remained for the entire season.

1999: Ogbogu returned to the Jets defense, playing in 14 games and tallying 12 tackles, a sack and two fumble recoveries, returning one for a touchdown. In the season opener against New England (9/12), Ogbogu posted one tackle and recovered a Drew Bledsoe fumble. He tallied a season-high three stops against Jacksonville (10/11). He played against Oakland (10/24) but was forced from the game because of an illness. He was then inactive the next two weeks. He returned to action against Buffalo (11/21), where he went on to recover a Doug Flutie fumble in the end zone to give the Jets a 14-0 second quarter lead. The following week at Indianapolis (11/28), Ogbogu recorded his first career sack in the team's tremendous defensive effort against the top ranked scoring offense in the NFL when he tackled Peyton Manning for a seven-yard loss and knocked the Colts out of field goal range.

1998: After being drafted in the sixth round (163rd overall) by the N.Y. Jets, Ogbogu played in 14 games, including both Jets playoff games.

He totaled eight tackles in 12 regular season games. He made his NFL debut in the season opener at San Francisco (9/6). He recorded his first two stops against Indianapolis (9/20). Ogbogu registered a season-high four tackles at St. Louis (10/31).

COLLEGE: Ogbogu finished his career with Maryland ranked fifth in school history with 18.5 sacks. Following his senior season, he garnered game MVP honors from the Hula Bowl after picking up four sacks in the game. As a senior, he picked up 43 tackles, four sacks, three forced fumbles and three fumble recoveries as the squad's captain. He led the team with seven sacks as a junior while adding 64 stops.

PERSONAL: Ogbogu played on both sides of the ball at Archbishop Stepinac High School in White Plains, N.Y., totaling 1,803 rushing yards as

a senior running back and averaging eight tackles-per-game as a linebacker. Ogbogu spent time during the 2003 holiday season participating in the Children's Medical Center Christmas party for children with sickle cell disease. He also joined his teammates and participated in The Salvation Army Angel Tree program, which provides gifts to families in need at Christmas. During the 2005 offseason, Ogbogu kept busy in the community by attending the Taste of the NFL: The Ultimate Dallas Cowboys Tailgate Party hosted by teammate La'Roi Glover benefiting The North Texas Food Bank and the team's annual NFL Draft Day Party hosted for the club's loyal fans. His late father, Louis, emigrated from Nigeria and played soccer at Stanford and Santa Clara. Eric has seven brothers and sisters. His brother Fran played fullback at Santa Clara.

OGBOBU'S COWBOYS TOTALS

		DEFENSE										FUMBLES REC					
Year	GP-GS	ST	AT	TT	Sks- Yds	Tkl/ Ls	QB Prs	PBU	FF	No	Yds	Avg	Lg	TD			
1998 N.Y. Jets	12-0	5	3	8	0(0)	—	—	0	0	0	0	0.0	0	0			
1999 N.Y. Jets	14-0	9	3	12	1.0(-7)	—	—	1	0	0	2	0	0.0	0	0		
2000 N.Y. Jets	0-0	Injured Reserve — Shoulder															
2001 N.Y. Jets	15-0	14	10	24	0.0(0)	—	—	0	0	1	0	0.0	0	0			
2002 Cincinnati	12-0	3	1	4	0.0(0)	—	—	0	0	0	0	0.0	0	0			
2003 Dallas	16-2	16	14	30	3.5(-24)	1(-3)	10	0	3	0	0	0.0	0	0			
2004 Dallas	15-1	7	4	11	4.5(-26)	0(0)	6	1	1	1	0	0.0	0	0			
Totals.....	84-3	54	35	89	9.0(-57)	1(-3)	16	2	4	4	0	0.0	0	0			
Playoffs																	
1998 N.Y. Jets	2-0	0	0	0	0.0(0)	—	—	0	0	0	0	0	0.0	0	0		
2001 N.Y. Jets	1-0			7	0.0(0)	—	—	0	0	0	0	0	0.0	0	0		
2003 Dallas	1-0	2	2	4	0.0(0)	1(-4)	0	0	0	0	0	0	0.0	0	0		
Totals.....	4-0			11	0.0(0)	1(-4)	0	0	0	0	0	0	0.0	0	0		

ADDITIONAL STATISTICS

Kickoff Returns - 2003 (1 for 5 yards).



STEPHEN PETERMAN

Guard

6'4" ★ 323 ★ 1/11/82

Louisiana State ★ D3 for '04 (83rd overall)

NFL: 1st Year ★ Cowboys: 1st Year

72

PRO: Stephen Peterman was the anchor of an LSU offensive line that paved the way for the Tigers run to the Sugar Bowl game and a victory over Oklahoma to capture the national championship in 2003. He came to Dallas as the Cowboys third round pick (83rd overall) in the 2004 NFL Draft with high expectations but suffered torn knee ligaments in the club's final pre-season game, sidelining him for his entire rookie season. After a year of intense rehabilitation and time studying in the classroom, Peterman will bring his love of the game and his intensity in the trenches back onto the field in 2005.

2004: Peterman tore the ACL and MCL in his right knee in the final preseason game against Kansas City (9/2) and was placed on injured reserve the next day. He underwent surgery on Sept. 7 to repair the injury and spent the entire season rehabilitating the knee.

COLLEGE: An All-America and All-Southeastern Conference first-team selection as a senior, Peterman was a team leader and anchor of an offensive line that helped lead the LSU Tigers to the SEC title and a win over Oklahoma in the Sugar Bowl to capture the 2003 national title. For his career, he appeared in 48 games at LSU, starting 35. He moved to right guard in his senior season, after starting 25 games over the previous two years at left guard, and allowed just one sack while playing a major role in leading an offense that averaged 418.4 yards-per-game. A first-team All-Southeastern Conference pick as a junior, Peterman started the entire season at left guard and allowed only one sack. The Tigers finished 8-5 overall, tying Arkansas for the SEC West Division title. Peterman started his collegiate career as a tight end and spent his freshman season at defensive end. He made the switch to offense as a sophomore and started all but one

game at left guard during a very successful second season, allowing only one quarterback sack. He played a key role in the Tigers 10-3 season that featured a win over second ranked Tennessee in the SEC Championship Game and a 47-34 win over No. 7 Illinois in the Sugar Bowl.

PERSONAL: Peterman attended St. Stanislaus High School in Bay St. Louis, Miss. He was rated the 18th best player in Mississippi by *SuperPrep Magazine* and was a first-team all-state selection and a two-time all-district choice. As a senior, Peterman caught 14 passes for 150 yards and one touchdown and was rated the best tight end in the state. He was selected for the Mississippi All-Star Game. He also played basketball in high school. Peterman majored in general studies at LSU. Despite an intense rehabilitation schedule for his knee, Peterman got involved in the Dallas-Ft. Worth community. He attended a local

Arlington high school football game to present the Bank of America/Dallas Cowboys Coach of the Week award and \$2000 grant. He also set-up the Stephen Peterman Foundation to provide aid to disadvantaged children and to enhance the lives of terminally ill children in Louisiana, Mississippi and Texas. In the spring of 2005, Peterman joined forces with fellow Louisiana State alumnus and PGA Pro David Toms to host the Stephen Peterman Foundation and David Toms Foundation Fort Worth Dinner in Fort Worth, Texas. Proceeds from the fundraising dinner benefited Happy Hill Farm Academy/Home – a residential school/farm where socially and academically disadvantaged youth are given a second chance to prepare for a productive future – and the David Toms Foundation. He is married to the former Colleen Scheyd, and the couple has a son, Stephen Frederick Jr. (8/26/03).



ROB PETITTI

Tackle

6'6" ★ 325 ★ 5/21/82

Pittsburgh ★ D6b for '05 (209th overall)

NFL: Rookie ★ Cowboys: Rookie

79

COLLEGE: The Cowboys drafted Rob Petitti (pronounced puh-TEE-tee) with their second sixth round choice (209th overall) in the NFL Draft. Petitti is a big, solid tackle that displays excellent flexibility and balance while being able to quickly get off the ball and onto his block. A four-year starter at left tackle, he became the first University of Pittsburgh offensive lineman to earn All-Big East honors three times since Ruben Brown – an eight-time NFL Pro Bowler – accomplished the feat from 1992-94. Coaches are hopeful Petitti can make the switch to the right side, pulling from his big-game college experience as he battles for a spot on the roster.

2004: Petitti closed out his college career in solid fashion, earning second-team All-America honors from *The Sports News* and *College Football News* and third-team honors from the Associated Press while earning his third consecutive All-Big East selection. He became the first Panther offensive lineman to accomplish that feat since Brown. Petitti's work along the line helped Pittsburgh average 366.0 offensive yards-per-game while surrendering only 20 sacks on the year. He kicked off the year by earning blocker of the game honors against Ohio University and Nebraska. He helped the Panthers accumulate 479 yards of total offense against Furman. He missed the game at Temple due to a concussion, snapping a string of 42 consecutive starts at left tackle. He returned to action the following week against Boston College. His play against Rutgers helped the Panthers total 397 total yards of offense, then he and his line mates provided enough pass protection at Syracuse for Pittsburgh to post 342 yards through the air. At Notre Dame, Petitti again garnered blocker of the game honors as the Panthers generated 432 yards of total offense. Pittsburgh closed out the regular season by posting 422 passing yards at South Florida. Petitti finished his collegiate career in the Fiesta Bowl against Utah.

2003: An All-Big East selection for the second consecutive year, Petitti was part of a line that allowed the Panthers to average 405.7 total yards-per-game and just more than 32 points-per-game. In the process, quarterback Rod Rutherford threw for 3,679 yards and 37 touchdowns while completing 59.8% of his passes and being sacked only 21 times. Petitti and his cohorts began the year with a bang as the Pitt offense accumulated 522 total yards against Kent State. They then proceeded to register 473 total yards against Ball State and 487 yards at Texas A&M. At West Virginia, the Panthers racked up 446 total yards of offense, their fourth best output of the season. In the Continental Tire Bowl against Virginia, Petitti spent the evening battling Cowboys fourth-round draft pick Chris Canty.

2002: Petitti started all 13 contests as a sophomore at left tackle for the Panthers, helping Pittsburgh average 358.2 offensive yards-per-game and earning second-team All-Big East honors. He was one of just two underclassmen offensive linemen to earn all conference honors as eight of the 10 honorees were seniors. Behind the line's blocking, running back Brandon Miree rushed for 943 yards on 214 carries (4.4 avg.), and quarterback Rutherford accumulated a 129.3 efficiency rating while rushing for 398 yards and six touchdowns.

2001: As a redshirt freshman, Petitti started all 12 games at left tackle and was selected the Panthers Most Valuable Offensive Lineman while being selected to the *Football News* All-Freshman Team and *The Sporting News* Freshman All-America second-team. For the year, Pitt's offensive line helped the Panthers average 344.6 yards-per-game while surrendering only 25 sacks. Petitti was named lineman of the game at Notre Dame and at Temple. Against Syracuse in the middle of the season, he battled current Colts defensive end Dwight Freeney and held him without a sack for the first time in 15 games.

2000: Petitti was redshirted as a true freshman.

PERSONAL: Rob Christopher Petitti was a two-time all-division, all-shore, all-county and all-New Jersey Group 1 selection at Rumson-Fairhaven High School in Rumson, N.J. He was a three-year starter as a two-way lineman that recorded 90 tackles over his final two prep campaigns. As a

sophomore, he helped lead Rumson-Fairhaven to the division championship, earning *SuperPrep* All-Northeast Region and *PrepStar* All-East Region accolades. The administration of justice major, who lettered three times in football and twice in basketball, was selected to play in the New Jersey vs. New York Governor's Bowl.



BRETT PIERCE

Tight End

6'5" ★ 265 ★ 1/7/81

Stanford ★ FA for '04

NFL: 2nd Year ★ Cowboys: 2nd Year

88

PRO: After losing Dan Campbell for the 2004 season, the Cowboys were looking to increase their depth at tight end when they signed Brett Pierce off the Baltimore Ravens practice squad Oct. 3, 2004. Pierce, who is a solid blocker at the line of scrimmage, immediately contributed in two-tight end formations and on special teams. In addition to being able to hold a block, he has the athletic ability to beat linebackers and make plays in the passing game. This versatility – and his ability to contribute on special teams – are what earned him a roster spot.

2004: Pierce signed with the Baltimore Ravens as a free agent following the NFL Draft and caught six passes for 53 yards during preseason play. He was released by Baltimore at the end of preseason and quickly signed to their practice squad, where he spent the first four weeks of the season. He signed to Dallas's active roster Oct. 3 and saw his first NFL action against the N.Y. Giants (10/10). His blocking against the Giants helped the Cowboys rush for 166 yards. He recorded his first career special teams tackle against Pittsburgh (10/17), then recorded another against Detroit (10/31). At Cincinnati (11/7), he returned his first career kickoff when he fielded a short kick at the Dallas 22-yard line and returned it 13 yards to set the offense up at the 35-yard line. He earned his first career start against Philadelphia (11/15) when the club opened in a two-tight end set. After being inactive against Chicago (11/25), at Seattle (12/6) and against New Orleans (12/12), he returned to the playing field at Philadelphia (12/19) and saw action in multiple tight end sets. He was inactive for the final two games of the season.

COLLEGE: After missing virtually all of his junior year rehabilitating from surgery to repair the anterior cruciate ligament in his left knee, Pierce returned to the playing field for his senior season

and caught 11 passes for 84 yards while starting 11 games. His work in the trenches allowed two Cardinal runners to eclipse the 500 rushing yard mark for the season. His junior season came to a halt when he tore the ACL in his left knee in the first quarter of the season opener, forcing him to miss the remainder of the season. He had one catch for eight yards before the injury. Pierce had a breakout sophomore campaign, posting 258 receiving yards and three touchdowns on 19 receptions, the most catches by a Cardinal tight end since Greg Clark caught 20 passes in 1996. Pierce also contributed 14 special teams tackles to earn the Phil Moffat Award as the team's top defensive special teams player. He started three of the 11 games he played as a redshirt freshman and caught seven passes for 41 yards.

PERSONAL: Brett Clayton Pierce was a *SuperPrep* and *PrepStar* All-America and two-time all-state tight end at Columbia River High School in Vancouver, Wash. He was also a two-time Clark County Defensive Player of the Year as a defensive end, Clark County Player of the Year and County Athlete of the Year. He earned three letters each in football, basketball and baseball, earning all-league honors in baseball as a sophomore and junior and in basketball as a junior. Pierce had a double major at Stanford in Civil Engineering and Management Sciences and Engineering. This offseason he had an internship in commercial real estate with the Staubach Company in Dallas. As a rookie last fall, he was part of the Cowboys 2004 Rookie Club – a program designed to introduce rookie team members to community service in the Dallas area. He and his fellow rookie teammates participated in visits to various non-profit organizations serving children and adults, including the NFL Play It Smart program at Dallas's Lincoln High School, ChildCareGroup, NFL United Way Hometown Huddle and The Salvation Army.

PIERCE'S COWBOYS TOTALS

Year Team	SPECIAL TEAMS									KICK RETURNS					
	Solo	Asst	Tot	FF	FR	BP	BFG	BXP	No	Yds	Avg	FC	Lg	TD	
2004 Dallas	0	2	2	0	0	0	0	0	1	13	13.0	0	13	0	



LOUSAKA POLITE

Fullback

6'0" ★ 246 ★ 9/14/81

Pittsburgh ★ FA for '04

NFL: 1st Year ★ Cowboys: 1st Year

39

PRO: Lousaka Polite (pronounced LOO-soka Puh-LITE) joined the Cowboys as a rookie free agent last season and earned a late season call-up from the practice squad after a year of hard work and determination. A leader both on and off the field, Polite is poised to see more playing time on offense with the offseason departure of Richie Anderson, while also expanding his role on special teams.

2004: Polite originally joined the Cowboys as a rookie free agent shortly after the NFL Draft. He was released at the end of training camp, and mid-way through the season, re-signed to the Dallas practice squad (Nov. 3). When fullback Richie Anderson was placed on injured reserve with a neck problem, Polite got the call to suit up, moving to the active roster on Dec. 28. He saw action in the season finale at the N.Y. Giants (1/2/05), getting time on special teams and at fullback. He recorded his first career reception, for a four-yard gain, and contributed the lead blocking that helped Julius Jones rush for 148 yards and a touchdown on the night.

COLLEGE: Polite became the first three-time captain in Pitt history after starting at fullback through four seasons. He finished his collegiate campaign rushing 70 times for 258 yards and a touchdown while helping open holes for 1,528 rushing yards. As a junior in 2002, Polite posted 52 carries for 211 yards and two scores. He rushed for 7 yards on 22 carries and nine receptions for 69 yards and a score as a sophomore. In

his first active season, Polite started at fullback through every game, rushing for 109 yards and a touchdown on 36 carries. In 1999, he was not active and did not play in any games.

PERSONAL: Polite started at inside linebacker and fullback at Woodland Hills, Penn., High School. He earned first team all-conference honors as a senior carrying the ball 116 times for 1,022 yards (8.8 avg.) and 20 touchdowns. He also tallied 83 tackles on defense and participated on all special teams units. Besides lettering three times for the football team, Polite lettered three times in track and field and was a two-time finalist in the javelin. He earned his degree in psychology at Pitt. As a rookie last fall, he was part of the Cowboys 2004 Rookie Club – a program designed to introduce rookie team members to community service in the Dallas area. He and his fellow rookie teammates participated in visits to various non-profit organizations serving children and adults, including the NFL Play It Smart program at Dallas's Lincoln High School, ChildCareGroup, NFL United Way Hometown Huddle and The Salvation Army. In the 2005 off-season, Polite kept involved in the community participating in the annual Spina Bifida Bowl-a-thon – bowling with many of the children who are beneficiaries of the fundraising event, joining teammate Terence Newman and UT Dallas to distribute bicycle helmets to underprivileged children at the ChildCareGroup and attending the team's annual NFL Draft Day Party hosted in appreciation for the club's loyal fans.

POLITE'S COWBOYS TOTALS

Year Team	GP-GS	RUSHING					RECEIVING				
		No	Yds	Avg	Long	TD	No	Yds	Avg	Long	TD
2004 Dallas	1-0	0	0	0.0	0	0	1	4	4.0	4	0



JAY RATLIFF

Defensive End

6'4" ★ 293 ★ 8/29/81

Auburn ★ D7 for '05 (224th overall)

NFL: Rookie ★ Cowboys: Rookie

66

COLLEGE: Lost in the hoopla of first round draft choices DeMarcus Ware and Marcus Spears was the Cowboys drafting of Jay Ratliff in the seventh round (224th overall) of the NFL Draft to help shore up the inside of the line. A versatile athlete, Ratliff began his collegiate career as a tight end before spending two years as a defensive end and his final season as a defensive tackle. He has a blue-collar work ethic that allowed him to succeed at each position. He is a tough, aggressive lineman who has enough burst to collapse the pocket and an ability to knife into the back-

field to flush out the quarterback. His versatility could come in handy as he battles for a spot in Dallas's defensive line rotation.

2004: After moving from defensive end to defensive tackle, Ratliff started all 13 games and recorded a career-high tying 37 tackles, four stops for losses and a sack. He kicked off the season by recording five tackles, including one for a loss, against Louisiana-Monroe. He then posted four stops, including two behind the line of scrimmage, and a sack at Mississippi State.

He recorded three-tackle games against Louisiana State, at Tennessee and against Arkansas. Over the final five games of the regular season, he accumulated 16 tackles, beginning with two tackles against Kentucky and again at Mississippi. After posting three stops against Georgia, he registered a career-high tying seven tackles at Alabama to earn SEC Defensive Lineman of the Week honors. He closed the regular season with two stops against Tennessee in the SEC Championship Game. Against Virginia Tech in the Sugar Bowl, Ratliff helped the Tigers close out a perfect 13-0 season with three tackles. Auburn finished second behind USC in the final Associated Press poll.

2003: Ratliff saw action in nine games as a junior reserve defensive end, totaling seven tackles, including one for a loss. He began the season by recording two stops against Southern California. The following week at Georgia Tech, he suffered a high ankle sprain on his left leg and missed the entire second half, along with the next four contests. He returned to the playing field against Mississippi State. In his only start of the season at Georgia, he tallied two stops, including one for a loss. He closed out his junior campaign by registering two tackles against Wisconsin in the Music City Bowl.

2002: Ratliff moved from tight end to defensive end during spring drills, then proceeded to start eight-of-12 games and record a career-high 37 tackles, a career-high 10 stops for losses, two forced fumbles and a sack. His 10 tackles behind the line of scrimmage were the third best total on the team. In his first start on the defensive side of the ball at USC, he contributed three tackles,

including one for a loss. He missed the next game at Western Carolina after spraining his left knee, but returned the following week against Vanderbilt to tally three tackles. At Florida, he contributed a career-high seven stops and a career-high three tackles for losses. He followed that performance with a six-tackle, one-stop for a loss effort against LSU. He recorded another six stops, including one for a loss, at Mississippi. Ratliff registered three tackles as a reserve against Georgia before missing most of the regular season finale at Alabama after suffering stingers in his left shoulder in the first quarter. He closed out his sophomore campaign by recording two tackles, two stops for losses and a sack against Penn State in the Capital One Bowl.

2001: Ratliff saw action in all 12 games, including one start, as a freshman tight end and recorded three receptions for 38 yards. He was one-of-six true freshmen to play in the season opener against Ball State, catching two passes for 20 yards. His lone start of the year came against the top rated Florida Gators. His other reception was an 18-yarder against North Carolina in the Peach Bowl.

PERSONAL: Jeremiah J. Ratliff earned all-state and honorable mention all-USA *Today* honors after catching 46 passes for 701 yards and seven touchdowns as a senior at Lowndes County High School in Valdosta, Ga. He finished his prep career rated as one of the top tight ends in the southeast. The health administration major also lettered in track and basketball for Lowndes, averaging 18 points and 18 rebounds-per-game for the basketball team as a junior.

RATLIFF'S AUBURN TOTALS

Year	GP-GS	DEFENSE					FUMBLES REC				
		ST	AT	TT	Sks-Yds Played Tight End	Tkl/Ls	QB Prs	PBU	FF	No Yds	Avg Lg TD
2001 Auburn	12-1				1.0(-9)	10(-35)	0	0	2	0	0 0.0 0 0
2002 Auburn	12-8	16	21	37	0.0(0)	1(-1)	0	1	0	0	0 0.0 0 0
2003 Auburn	9-1	4	3	7	1.0(-6)	4(-10)	0	0	1	1	0 0.0 0 0
2004 Auburn	13-13	17	20	37							
Totals	46-23	37	44	81	2.0(-15)	15(-46)	0	1	3	1	0 0.0 0 0

ADDITIONAL STATISTICS

Receptions - 2001 (3 for 38 yards).



IZELL REESE

Safety

6'2" ★ 195 ★ 5/7/74

Alabama-Birmingham ★ FA for '05

NFL: 8th Year ★ Cowboys: 5th Year

43

PRO: With a void of experience at safety following the retirement of Darren Woodson, the Dallas Cowboys were looking to add veteran leadership and experience when they signed Izell Reese on June 3. Reese, originally drafted by the Cowboys in the sixth round (188th overall) of the 1998 NFL Draft, rejoins the Cowboys after spending two seasons with the Buffalo Bills (2003-04) and one with the Denver Broncos (2002). Reese has proven his versatility over the years starting at both strong and free safety while displaying the natural coverage ability needed to line-up across

from a receiver. He has also been a bright spot on special teams while in Dallas, picking up 56 tackles and twice leading the team in special teams stops during his four seasons with the Cowboys. In addition, Reese has shown his strength and desire after suffering a herniated disc in his neck midway through the 1999 season. He underwent fusion of the C2-C3 vertebrae on Jan. 4, 2000 and returned to play in all 16 games the following season.

2004: Reese returned to the Bills and started the first nine games of the year at safety. In the sea-

son opener against Jacksonville (9/12), Reese posted three tackles and picked off his first pass as a Bill. At Oakland (9/19), he added seven tackles, then four against New England (10/3). Reese notched two stops at the N.Y. Jets (10/10) before posting a season-high nine tackles against Miami (10/17). At Baltimore (10/24), he tallied five stops then added eight against Arizona (10/31), five against the N.Y. Jets (11/7) and three at New England (11/14) before being inactive for the final seven games of the season based on a coaching decision.

2003: Reese signed with Buffalo as a free agent and started nine of the 13 games he played for the Bills. On the year, Reese collected 33 tackles on defense and six on special teams. Reese made his first start of the year against Cincinnati (10/5) and recorded five tackles and a pass breakup. Reese then posted consecutive three-tackle games against Washington (10/19) and at Kansas City (10/26). Against Dallas (11/19), he added two tackles then recorded three stops before leaving the game with a concussion against Houston (11/16). He was inactive against Indianapolis (11/23) with the concussion but returned at the N.Y. Giants (11/30) to record a season-high six tackles. He added four tackles against the N.Y. Jets (12/7) then started the game at Tennessee (12/14) and added one tackle.

2002: Reese started 15 games at free safety for the Denver Broncos and tallied 58 tackles, a half sack, five pass breakups and a forced fumble. Against San Diego (10/6), Reese recorded a forced fumble after stripping the ball from LaDainian Tomlinson in the fourth quarter. He notched a season-high eight tackles against Miami (10/13) then assisted on a sack and posted four tackles at the N.Y. Jets (12/8). He added another four-tackle game against Kansas City (12/15) then posted six solo tackles at Oakland (12/22).

2001: In his final season in Dallas, Reese finished fourth on the team in sacks (three) and contributed 37 tackles, three passes defended, an interception and a forced fumble. He started the first four games at cornerback and posted a season-high eight tackles and a sack in the season opener against Tampa Bay (9/9). He then recorded seven tackles at Oakland (10/7) before adding his second sack in the overtime loss at the N.Y. Giants (11/4). At Atlanta (11/11), he forced a Michael Vick fumble to setup a Dallas touchdown, then posted his third sack in the Thanksgiving Day match up with Denver (11/22). Reese's fourth quarter interception at Washington (12/2) helped seal the Cowboys win.

2000: Reese overcame his largest career hurdle by completely recovering from offseason disc surgery and returning to full speed action for the start of the season. With a clean bill of health, Reese responded with the best season of his career. While seeing extended playing time in the secondary – including seven starts due to injured comrades – he ranked second on the team in interceptions (two) and eighth in tackles with a career-high 72. He also led all Dallas special teams players with 22 tackles in the kicking game. In the season opener against Philadelphia (9/3), Reese saw most of his action in multiple defensive back sets, and picked up his first interception of the season. He returned the theft 14 yards to set up a Dallas field goal. At Washington

(9/18), Reese made perhaps the biggest defensive play of his young career with a fourth quarter interception of Brad Johnson that ended all hopes of a Washington comeback. He returned the interception 46 yards to set up a final Dallas field goal to ice the win. On special teams, he tied for the team lead with two stops and helped shut down punt returner Deion Sanders. In the loss to San Francisco (9/24), Reese recorded five tackles and took over at strong safety for Darren Woodson in the fourth quarter following his ejection. In the Cowboys overtime win at Carolina (10/1), Reese tied for the team lead with two special teams tackles and added another tackle in the nickel package as the Dallas secondary limited the Panthers wide receivers to eight receptions for 73 yards (9.1 avg.). In Dallas's 48-7 win over Arizona (10/22), Reese recorded four tackles and helped limit Cardinals wide receivers to five receptions for 51 yards through the first three quarters. In the overtime loss at Philadelphia (11/5), he took over in the fourth quarter for George Teague, who broke his right foot. Reese registered four tackles and broke up one pass against the Eagles. He also led the team with three special teams tackles and helped limit Brian Mitchell to one punt return for two yards. He earned his first start of the year the following week against Cincinnati (11/12), taking over at free safety for Teague. Reese responded with a then career-high 10 tackles as the Dallas defense limited the Bengals to 195 total yards, including just 56 net yards passing. One week later at Baltimore (11/19), he turned in a second straight career-high tackle total, finishing second on the team with 11. In the Thanksgiving Day loss to Minnesota (11/23), he recorded four tackles and helped limit the Vikings to 192 net yards passing. At Tampa Bay (12/3), he tied for second on the team with nine tackles and helped limit the Bucs to 51 net yards passing, the lowest output by a Dallas opponent since the N.Y. Giants gained 42 on Sept. 8, 1996. In the Cowboys final victory of the year – against Washington (12/10) – Reese recorded four tackles as the NFL's seventh ranked passing offense was limited to 191 net yards passing. He was also second on the team with two special teams tackles as the Redskins were limited to a 17.9-yard average on eight kickoff returns.

1999: Despite missing the final eight games of the season with a herniated disc in his neck, Reese tied for second on the team with three interceptions while totaling 28 tackles, five passes defended, two quarterback pressures and six special team tackles. Against Atlanta (9/20), he posted two tackles and a fourth quarter interception he returned 24 yards. He earned his first NFL start at Philadelphia (10/10). Playing strong safety for Woodson (sprained ankle), Reese logged six tackles and an interception against the Eagles. He again posted six stops at the N.Y. Giants (10/18) before leaving the game in the fourth quarter with a neck strain. He started at free safety for Teague (strained neck) against Washington (10/24) and totaled five tackles and a pass defended, while helping limit the Redskins top ranked offense to 272 total yards. He again started for Teague at Indianapolis (10/31) and registered four tackles and two special teams stops. At Minnesota (11/8), Reese earned his fourth start of the season as Dallas opened in its "45" package. He posted five tackles against the Vikings while intercepting his third pass of the

season. He was deactivated against Green Bay (11/14) and placed on injured reserve Nov. 19 with a herniated disc in his neck.

1998: Not expected to make a huge impact as a rookie, Reese surprised many by contributing in the Dallas "45" and nickel defenses and emerging into a leader on special teams. Based heavily on the play of Reese – who led the Cowboys in special teams tackles with 21 – the Dallas coverage units led the NFL in kickoff coverage (18.5) and finished third in punt coverage (6.2). In addition, the Cowboys kickoff coverage teams led the NFL in opponents starting field position after receiving a kickoff (22.4-yard line). His 21-tackle performance on special teams was the second best figure among all NFL rookies (Hines Ward, Pittsburgh – 28). His play earned him NFL Special Teams Coverage Player of the Year as selected by the *Dallas Morning News*. Reese started his NFL career off with a bang by tying for the team lead with two special teams tackles in the season opener against Arizona (9/6). He came into his own the second half of the season, recording 16 special teams stops over the final nine games of the regular season. He began that stretch by leading the team with three stops at Philadelphia (11/2). The next week against the N.Y. Giants (11/8), he was second on the team with two special teams tackles and followed that with a team-high three special teams stops at Arizona (11/15). Against Seattle (11/22), he led the team with two special teams tackles, while adding a tackle playing safety in the Dallas nickel defense. While playing safety in the nickel defense against Minnesota (11/26), Reese recorded his first career interception with a third quarter pick of Randall Cunningham. He was also second on the team with two special teams tackles. Continuing to show promise in the secondary, Reese had two tackles at Kansas City (12/13). He recorded two more tackles and a quarterback pressure against Philadelphia (12/20), and then closed out the regular season with two special teams tackles against Washington (12/27), help-

ing limit Brian Mitchell to an 11.4 average on five kickoff returns. He made his first career postseason appearance against Arizona (1/2/99), recording three tackles in passing down situations.

COLLEGE: Reese finished his four years at UAB ranked second in career tackles with 276. His eight career interceptions ranked him fourth in school history, and his 135 career interception return yards set a school record. Reese also established a school mark by appearing in 44-of-44 games as a Blazer. As a senior, he recorded a career-high 83 tackles from his strong safety position. He closed out his collegiate career with a school-record 85-yard interception return for a touchdown in a win over Arkansas State. He finished second on the team with 69 tackles his junior year after registering 70 tackles and an interception as a sophomore. He posted a career-high 18 stops – the third best single-game total in school history – against Western Kentucky during his sophomore campaign. As a true freshman, Reese had a career-high four interceptions. Reese was the second player in the UAB program's seven-year history to be selected in the NFL Draft, joining cornerback Dainon Sidney (third round by Tennessee in 1998).

PERSONAL: A three-year letterman at Northview High School in Dothan, Ala., Reese led the team with five interceptions as a senior. He also lettered in basketball. Reese, a physical education major, has served as a celebrity football coach in the Dallas Cowboys Let Us Play! Sports Camp for girls, working with girls from non-profit agencies in the Dallas/Ft. Worth area, and he served as a celebrity escort in the 2001 Children's Cancer Fund Fashion Show, which raised \$450,000 for pediatric oncology research. In 2000, Reese joined fellow Cowboys teammates in the Second Annual NFL/United Way Hometown Huddle, serving lunch to the homeless and visiting with children at The Salvation Army, Carr P. Collins Social Services Center. He and wife, Raven, live in Atlanta, Ga. in the offseason.

REESE'S NFL TOTALS

		DEFENSE								INTERCEPTIONS				FUMBLES REC				
Year	GP-GS	ST	AT	TT	Sks- Yds	Tkl/ Ls	QB Prs	PBU	FF	No Yds	Avg	Lg	TD	No Yds	Avg	Lg	TD	
1998 Dallas.....	6-0	4	3	7	0(0/0)	0(0)	1	0	0	1	6	6.0	6	0	0	0.0	0	0
1999 Dallas.....	8-4	20	8	28	0(0/0)	0(0)	5	0	0	3	28	9.3	24	0	0	0.0	0	0
2000 Dallas.....	16-7	34	38	72	0(0/0)	0(0)	5	0	0	2	60	30.0	46	0	0	0.0	0	0
2001 Dallas.....	16-4	24	13	37	3(0/0)	0(0)	3	1	0	1	42	42.0	42	0	0	0.0	0	0
2002 Denver.....	15-15	48	10	58	0(5/0)	0(0)	5	1	0	0	0	0.0	0	0	0	0.0	0	0
2003 Buffalo.....	13-9	23	10	33	0(0/0)	0(0)	1	0	0	0	0	0.0	0	0	0	0.0	0	0
2004 Buffalo.....	9-9	18	28	46	0(0/0)	0(0)	1	0	0	1	33	33.0	33	0	0	0.0	0	0
Totals.....	93-48	171	110	281	3.5(0)	0(0)	21	2	0	7	136	19.4	46	0	0	0.0	0	0

Playoffs																		
1998 Dallas	1-0	1	2	3	0(0/0)	0(0)	0	0	0	0	0	0.0	0	0	0	0	0	0

Year Team	SPECIAL TEAMS								SINGLE-GAME BESTS			
	Solo	Asst	Tot	FF	FR	BP	BFG	BXP	Tackles – 11 at Baltimore 11/19/2000			
1998 Dallas	12	9	21	0	0	0	0	0				
1999 Dallas	5	1	6	0	0	0	0	0				
2000 Dallas	12	10	22	0	0	0	0	0				
2001 Dallas	4	4	8	0	0	0	0	0				
2002 Denver			3	0	0	0	0	0				
2003 Buffalo			6	0	0	0	0	0				
2004 Buffalo	0	0	0	0	0	0	0	0				
Totals			66	0	0	0	0	0				



JACQUES REEVES

Cornerback

5'11" ★ 192 ★ 10/8/82

Purdue ★ D7c for '04 (223rd overall)

NFL: 2nd Year ★ Cowboys: 2nd Year

35

PRO: The Dallas Cowboys were in the process of acquiring young, athletic cornerbacks when they drafted Jacques Reeves with their third selection in the seventh round (223rd overall) of the 2004 NFL Draft. Reeves, who was a two-year starter at Purdue in the run-happy Big Ten, proved to be a solid acquisition as he immediately contributed in the team's nickel packages and on special teams. His versatility allowed him to see action in 15 games in 2004, with Nathan Jones (16) and Kalen Thornton (16) being the only rookies to play in more games.

2004: Reeves saw action in 15 games as a rookie, contributing 14 tackles, four pass deflections and a fumble recovery on defense and six tackles and 13 kickoff returns for 199 yards on special teams. He made his NFL debut as the club's nickel corner in the season opener at Minnesota (9/12) and posted a single tackle. He also averaged 23.0 yards on two kickoff returns and led the team with two special teams tackles as the Vikings were limited to a 17.8-yard average on four kickoff returns. He posted a single tackle and broke up a pass in nickel work against Cleveland (9/19) as the Browns were limited to 66 net passing yards and converted just two-of-12 third downs. The following week at Washington (9/27), he saw extensive action after starter Pete Hunter tore the ACL in his left knee in the first quarter. Reeves responded with six stops and two pass deflections while returning two kickoffs for 41 yards. He made his first NFL start against the N.Y. Giants (10/10) and tied for third on the team with five tackles while breaking up a pass and recovering a fumble that led to a Dallas field goal. He turned over the starting cornerback duties to veteran Tyrone Williams against Pittsburgh (10/17) but saw action in the Cowboys nickel packages while returning two kickoffs for 35 yards. After being inactive against Detroit (10/31), he returned to the field at Cincinnati (11/7). He saw spot duty at left cornerback against Philadelphia (11/15), then saw most of his action on special teams for the remainder of the season. He closed out the season at the N.Y. Giants (1/2/05) with a season-high three kickoff returns.

COLLEGE: Reeves saw action in every game during his Boilermaker career, recording 140 tackles, 17 pass deflections, seven interceptions, four forced fumbles, two tackles for losses and two fumble recoveries. He closed out his career as the weakside cornerback, totaling a career-high 64 stops while knocking away nine passes, intercepting two and recording one sack. He became a full-time starter as a junior and tied for the team lead with three interceptions while posting 33 tackles, a forced fumble and a fumble recovery. Reeves saw action in all 12 games – starting three – as a sophomore and tied for fifth in the Big Ten with three forced fumbles. He also totaled 32 tackles and two interceptions. As a true freshman, Reeves saw action in every game on special teams and recorded 11 special teams stops.

PERSONAL: Jacques Dimitri Reeves was a standout defensive back for Lancaster, Texas, High School, where he intercepted four passes – returning two for touchdowns – and recovered five fumbles as a senior. Reeves was also a member of the Lancaster and Purdue track teams. At the 2003 Big Ten Indoor Championships, he finished second in the 200 meters (21.47) and third in the 60 meters (6.78). He won the 100 meters (10.41) title and finished second in the 200 meters (20.83) at the 2002 Big Ten Outdoor Championships. He was named Big Ten Freshman of the Year in track after finishing second in the 60 meters (6.80) and 200 meters (21.04) at the 2001 Big Ten Indoor Championships. As a rookie last fall, he was part of the Cowboys 2004 Rookie Club, a program designed to introduce rookie team members to community service in the Dallas area. He and his fellow rookie teammates participated in visits to various non-profit organizations serving children and adults, including the NFL Play It Smart program at Dallas's Lincoln High School, ChildCareGroup, NFL United Way Hometown Huddle and The Salvation Army. He also participated in The Salvation Army Angel Tree program donating Christmas gifts for underprivileged children.

REEVES'S NFL TOTALS

Year	GP-GS	DEFENSE										INTERCEPTIONS					FUMBLES REC				
		ST	AT	TT	Sks-Yds	Tkl/Ls	QB	Prs	PBU	FF		No	Yds	Avg	Lg	TD	No	Yds	Avg	Lg	TD
2004 Dallas	15-1	14	0	14	0-0-0	0-0	0-0	0	4	0		0	0	0.0	0	0	1	0	0.0	0	0
Year Team		SPECIAL TEAMS										KICKOFF RETURNS									
		Solo	Asst	Tot	FF	FR	BP	BFG	BXP			No	Yds	Avg	Long	TD					
2004 Dallas		5	1	6	0	0	0	0	0	0		13	199	15.3	27	0					

SINGLE-GAME BESTS

Tackles – 6 @ Washington, 9/27/04
 Passes Defended – 2 @ Washington, 9/27/04
 Kickoff Returns – 3 @ N.Y. Giants, 1/2/05
 Kickoff Return Yards – 46 @ Minnesota, 9/12/04



MARCO RIVERA

Guard

6'4" ★ 307 ★ 4/26/72

Penn State ★ FA for '05

NFL: 10th Year ★ Cowboys: 1st Year

62

PRO: In acquiring Marco Rivera in free agency on March 3, 2005, the Cowboys added a proven veteran with a strong leadership presence to help solidify the right side of the Dallas offensive line. Rivera, who will enter camp as the starting right guard, becomes the third Dallas starter on the offensive line with Pro Bowl experience – joining left guard Larry Allen and left tackle Flozell Adams. Allen and Rivera were the starting guards for the NFC squad in each of the past two Pro Bowl games – while Rivera, Allen and Adams all started for the NFC following the 2003 season. One of Brett Favre's most valued pass blockers since 1998, Rivera earned his third consecutive Pro Bowl trip after the 2004 season. Noted for his durability, toughness and competitive spirit, Rivera is coming off his sixth straight season as a starting right guard, after serving as a starter on the left side in 1998. He enters 2005 having started 99 consecutive games (106 including play-offs), a streak that began on Dec. 13, 1998. Low sack figures and solid rushing numbers defined Rivera's tenure as the leader on the Packers line. Most recently, the Packers allowed just 14 sacks in 2004 – a club record figure that broke the team's previous low mark of 19 sacks in 2003. Favre was sacked one-time-or-less in 15 of the Packers last 32 regular season games, and in 13 of those games, the Green Bay quarterback was not sacked at all. Rivera's hard working attitude and leadership is credited for much of that success. The Brooklyn, N.Y., native made the Green Bay roster as an unheralded sixth-round draft pick in 1996. He then worked his way into the starting lineup through two years as a backup and a season with the (then) World League's Scottish Claymores. With a strong performance in training camp in 1998, Rivera was able to hold off teammate Joe Andruzzi's challenge and claim the starting spot. He has now played in 125 career regular-season games, with 111 starts. In 2004, he became only the second Green Bay player to start seven consecutive seasons (1998-2004) at offensive guard in the last 45 years, joining Jerry Kramer (nine, 1958-66) as the only individuals to start at the position for seven straight years. Shortly after joining the Cowboys, Rivera underwent surgery to repair a lumbar disc herniation in his lower back, but he is expected to be back to full strength for the start of the 2005 season.

2004: The anchor on the Green Bay offensive line, Rivera completed his seventh straight season as a starting guard. Since 1958, the year before Vince Lombardi arrived, only one other Packers guard has started more consecutive years (Jerry Kramer, nine from 1958-66). In starting all 16 regular season games, plus the playoff contest against Minnesota, Rivera earned the starting guard spot on the NFC Pro Bowl squad and also was named to the All-NFC squad by *Pro Football Weekly*. Rivera was a leader on an offensive front that paved the way for the NFL's fourth-ranked offense, including team records for total

first downs (354), net yards (6,357), net yards passing (4,449), completions (382) and fewest sacks allowed (14). In the season opener at Carolina (9/13), he sealed Brentson Buckner to the inside to allow Ahman Green to cut back on a six-yard touchdown run in the second quarter. He also stymied the Panthers Pro Bowler Kris Jenkins, limiting him to three tackles and a sack. Against Chicago (9/19), on a 25-yard Green run, Rivera pulled from his right guard position and came left, first blocking Alex Brown and then Lance Briggs. Against the N.Y. Giants (10/3), Rivera was part of an offensive line that held the Giants to no sacks. He helped the Packers gain 157 yards rushing against a tough Lions front in a win at Detroit (10/17), and he also was able to neutralize powerful Shaun Rogers for much of the contest. Against Dallas (10/24), he was part of Green Bay's 220-yard rushing performance. At Washington (10/31), he was part of an offensive line unit that helped rack up 361 yards of total offense and three touchdowns. Against Minnesota (11/14), Green Bay gained 206 yards on the ground. On Green Bay's final offensive play, Rivera opened a hole for Green, who barreled ahead for seven yards, setting up the game winning 33-yard field goal. At Houston (11/21), he aided the offensive line in providing excellent pass protection for Brett Favre's 383-yard passing performance, allowing no sacks. In the Monday night contest against St. Louis (11/29), Rivera helped the Packers to a season-high 231 yards rushing. He assisted in the Packers 444 yards of total offense against Jacksonville (12/19). At Minnesota (12/24), Rivera helped provide pass protection for Favre's 363 yards passing in the come-from-behind win. In the season finale at Chicago (1/2/05), he was part of an offensive line that allowed no sacks and protected for a passing game that registered 327 yards and three touchdowns.

2003: Rivera battled through a knee injury that he suffered late in the preseason and went on to start all 16 games (and two playoff games) for the fifth straight year. He was named as a starter on the NFC Pro Bowl squad after serving as a backup for his initial appearance in the NFL's annual all-star game in 2002. He was also a second-team All-Pro selection of the Associated Press and *Football Digest* as well as being named to the All-NFC team as selected by *Pro Football Weekly*. Rivera sprained the medial collateral ligament in his left knee in the Packers second-to-last preseason contest (8/23) against Carolina but was ready for the regular-season opener against Minnesota (9/7). His playing time was scaled back somewhat over the first three games before he was able to return to nearly full health. In Week Three at Arizona (9/21), he was poked in the eye, causing bleeding, but he answered the bell for the following week's Monday night game at Chicago (9/29) eight days later. He played a big part in the November stretch where Green

Bay rushed for 190-or-more yards in four straight games. He helped to neutralize the Buccaneers vaulted inside duo of Warren Sapp and Anthony McFarland in a win at Tampa Bay (11/16) as Green Bay snapped the Bucs NFL-record streak of 69 consecutive games with at least one sack. In that same game, he blocked Pro Bowler Derrick Brooks to the ground on Najeh Davenport's 27-yard run in the fourth quarter run – one of the key plays on the game-winning drive. In the season ending win against Denver, he threw a key block on Green's 98-yard touchdown run – the longest carry in Packers history.

2002: Rivera raised his game to a higher level in his fifth season as a starter with a performance that earned him his first career Pro Bowl selection. In doing so, he became the first Packers offensive lineman to reach the Pro Bowl since Larry McCarren made it in 1983. He started every game of the season – despite playing with torn medial collateral ligaments in both knees. Rivera injured the MCL in his left knee in the third quarter of a win at Detroit (9/22). He started in Week Four against Carolina (9/29) with the injury in his left knee and was forced out of the Panthers contest late in the third quarter when his left quadriceps fatigued in association with knee injury. At Minnesota (11/17), he sprained the MCL in his right knee on the second series of the game, forcing him to sit out the majority of that outing. Rivera returned the next week at Tampa Bay (11/24) to help hold the Bucs Sapp without a tackle. Two weeks later at San Francisco (12/15), he helped limit the 49ers Bryant Young, a three-time Pro Bowl selection, to just two tackles and a half sack in the Packers 20-14 triumph over the eventual NFC West champions. Rivera underwent arthroscopic surgery on his right knee following the Pro Bowl (Feb. 5).

2001: In starting all 16 games at right guard for the third straight season, Rivera was a key factor in Green Bay allowing the third-fewest sacks in the league (22) and the fewest by a Packer team in 27 years (17 in 1974). Green also churned out 1,387 rushing yards, then the third-best total in team annals. He helped Green Bay to 179 yards rushing against Detroit (9/9) – tops in the NFL for Week One. Rivera was a major help in neutralizing the Ravens formidable inside duo of Tony Siragusa and Sam Adams in a Green Bay win over Baltimore (10/14). He also made the key block on the Bucs Derrick Brooks on Green's momentum-turning, 63-yard touchdown run late in the third quarter of a 21-20 win over division rival Tampa Bay (11/4). He held Sapp to one assist in that game. Rivera suffered a broken left hand in practice on Dec. 6, but remained in the lineup for a divisional showdown with Chicago (12/9) three days later, playing the first and third quarters with a club-like cast in the win. He continued to play with a cast in a similar rotation the final four games of the regular season. In Week 14, he helped pave the way for a season-best 222 rushing yards in a win at Cleveland (12/23). He switched to a smaller cast for postseason contests against San Francisco (1/13/02) and at St. Louis (1/20/02).

2000: A starter at guard for the third year in a row, he opened in all 16 games at right guard for the second consecutive season. The Packer line helped the offense average better than 100 yards rushing per contest (102.7) for the first time since 1997. Rivera graded out as the team's top line-

man in 2000, according to coaches' reviews, and his effort helped Green Bay rush for 1,175 yards, the fifth-best one-season total in team annals. In two division match-ups against Tampa Bay – with one of the NFL's premier defensive fronts – Rivera helped Green Bay hold the Bucs to just one sack-per-game. He also made a big contribution to Green's season-high 161 rushing yards in upset victory at Minnesota (12/17).

1999: Rivera started all 16 games for the first time in his career, playing the entire season at right guard after successfully making the transition from the left side where he had started the year before. His performance helped the Packers rank ninth in the league in total offense, including a seventh-place finish in the passing category. He was a key part of a unit that paved the way for running back Dorsey Levens' second career 1,000-yard season, as Levens totaled three 100-yard games in the process. In the Packers (12/5) win at Chicago, Rivera helped the offense produce a season-high 188 rushing yards (on 35 carries), as rookie De'Mond Parker picked up 113 yards and two touchdowns on 19 carries, marking the fifth-highest single-game rookie output in team history.

1998: Rivera started 15-of-16 regular season games at the left guard spot after winning the job in training camp over Joe Andruzzi. He also started the Packers NFC Wild Card playoff game at San Francisco (1/3/99), as the offensive line helped pave the way for Dorsey Levens' 116 rushing yards (at the time, a Green Bay postseason record). He made his first NFL start in the season-opening win over Detroit (9/6). Rivera helped the offensive line allow Packer runners to rack up a season-high 178 yards in a win over Philadelphia (11/29), but he suffered a torn medial collateral ligament in his right knee during the third quarter. He subsequently dressed, but did not play, the following week at Tampa Bay (12/7) due to the injury. Rivera made it back to starting lineup for a victory over Chicago (12/13).

1997: Rivera was allocated to the Scottish Claymores of the World League and started all 10 games, helping his team finish third in the league in total offense. He was named honorable mention All-World League by *Pro Football Weekly*. Rivera returned to Green Bay and saw action in 14 regular season games, primarily on special teams as a member of the field goal and extra point units and on kickoffs. Green Bay compiled a 13-3 record and a NFC West Division title before falling to Denver in Super Bowl XXXII. He was inactive for the Packers first two contests before seeing action in the club's final 14 games as well as all three playoff contests. He saw his first action with the offensive line as he stepped in at left guard in the fourth quarter of a 31-10 win at Carolina (12/14). He was the primary backup at center behind Jeff Dellenbach for three early-season games while regular starter Frank Winters was sidelined with a foot injury.

1996: Drafted in the sixth round, Rivera surfaced as one of the preseason's true success stories. He performed well throughout camp and earned a spot on the roster. Although he was inactive for all 16 regular season games, Rivera was a key practice contributor to the Packers run to their third world title in Super Bowl XXXI.

COLLEGE: Rivera was a three-year starter and four-time letter winner (1992-95) at Penn State.

He played in 41 career games for the Nittany Lions, making 31 starts. His experience also included appearances in three bowl games – the Outback, Rose and Blockbuster. He started his collegiate career at guard but moved to tackle as a sophomore – and then switched back to guard as a junior in 1994. He earned second-team All-Big Ten honors in both his junior and senior seasons. Rivera was a starter on the 1994 squad that led the nation in scoring (47.8 points-per-game) and total offense (520.2 yards-per-game), in addition to breaking 19 individual and 14 team records, on the way to Big Ten and Rose Bowl championships.

PERSONAL: Marco Anthony Rivera was born in Brooklyn, N.Y. Rivera was an all-New York and all-county selection in football at Elmont Memorial High School in Long Island, N.Y. He also garnered All-America honorable mention from *USA Today* and *SuperPrep*. A four-year letterman, he played guard, defensive end and linebacker. He had 16 sacks among nearly 300 career tackles and also registered six interceptions as his team captured three conference titles. He was also an all-conference performer in basketball (three letters) and lacrosse (four letters). Rivera has put his bi-lingual language skills to work in his serious approach to community service. In six of the past seven off-seasons, he has conducted youth football clinics in Puerto Rico (his mother is a native Puerto Rican and his grandmother still lives there), tutoring 500 participants (ages 8-16). He has also spent several hours in visiting cancer patients at St. Jorge's Hospital and Centro Medico in San Juan. While in Puerto Rico in 2001, Rivera took part in "Play with a Pro" contest, coaching the local winner and his team in a game

of backyard football. In 2002, he established 'The Marco Rivera Outreach Foundation' benefiting his football camp, San Juan's St. Jorge's Hospital and Green Bay-area charities. The foundation was a 2002 recipient of a \$4,000 matching grant from the NFL Youth Football Fund. The foundation also supported the Bay Area Humane Society (Green Bay) in 2003, co-sponsoring the annual Pet Walk. Rivera and his wife, Michelle, hosted a fund-raising tailgate party a day prior to the walk. He also served as one-of-five NFL player representatives in May of 2002 at a White House Cinco de Mayo celebration as a guest of President George W. Bush. In June of 2004, he joined Fox Sports analyst Brian Baldinger to visit U.S. troops in Kuwait and Qatar as part of an NFL-sponsored USO trip. In recent years, Rivera has been an active participant in Brett Favre's Celebrity Softball Game. He has also participated in the 2000, '02, '03 and '04 'Packerland Ride,' a motorcycle event that benefits the Muscular Dystrophy Association. As a member of the Packers, Rivera was a regular speaker to area youth groups, and he has given time to the American Red Cross, Big Brothers/Big Sisters and Prevent Blindness Wisconsin in the Green Bay area. While playing in Scotland, he served as a television commercial spokesman for a Chevy truck importer in Glasgow. While at Penn State, he worked with 'Second Mile,' an organization which helps needy kids. Rivera's father, Bill, was a butcher for 35 years in Brooklyn, N.Y. and previously operated two family-owned meat markets sold. Rivera earned a B.S. degree in administration of justice from Penn State. He and his wife, Michelle, have three sons: Dante (2/15/00), Roman (2/25/02) and Nico (11/19/04).

RIVERA'S NFL TOTALS

GAMES/STARTS (regular season, playoffs): 1996 (0/0 – G.B.), 1997 (14/0, 3/0 – G.B.), 1998 (15/15, 1/1 – G.B.), 1999 (16/16 – G.B.), 2000 (16/16 – G.B.), 2001 (16/16, 2/2 – G.B.), 2002 (16/16, 1/1 – G.B.), 2003 (16/16, 2/2 – G.B.), 2004 (16/16, 1/1 – G.B.). Totals 125/111, 10/7.



JEFF ROBINSON

Tight End

6'4" ★ 250 ★ 2/20/70

Idaho ★ UFA (St. Louis) for '02

NFL: 13th Year ★ Cowboys: 4th Year

85

PRO: Throughout his career, Jeff Robinson has proven to be one of the top – if not the top – deep snappers in the National Football League. His consistency is the trait that attracted the Cowboys to Robinson when they signed him as a free agent March 5, 2002. Although his streak of 144 consecutive regular season games played came to an end in 2002 when he missed the season following reconstructive surgery on his right knee, he has returned to the playing field as one of Dallas's most consistent performers over the past two years. During that time, he has played in 33 consecutive games while snapping cleanly on all 288 of his kicking game snaps, including 95 punt snaps in 2003 – the third most in club history. He has also proven to be an effective weapon as a receiver, catching four passes – all for touchdowns – since his return. A 12-year veteran of the NFL, he originally entered the league as a defensive end when he was taken by the Denver

Broncos in the fourth round (98th overall) of the 1993 NFL Draft. After signing with the St. Louis Rams in 1997 as an unrestricted free agent, he showed his versatility and athleticism while making a mid-career switch from defensive end to tight end.

2004: Robinson continued his "perfect" play with the Cowboys, snapping cleanly on 57 kicks and 76 punts while seeing action in all 16 games. He also caught two passes on the year, both for touchdowns in goal line situations, and posted eight special teams tackles, the third highest total of his career. He hauled in his first pass of the year against Cleveland (9/19), a one-yard scoring grab in the first quarter. Against Philadelphia (11/15), he totaled a team-high two special teams tackles on punt coverage as the Eagles were held to a 4.5-yard average on two punt returns. He recorded his second reception of the year at

Baltimore (11/21) when he pulled in a one-yard, fourth quarter touchdown pass. Four days later against Chicago (11/25) on Thanksgiving Day, he finished second on the team with three special teams tackles, all on punt coverage. He tied for the team lead at Philadelphia (12/19) with two special teams tackles.

2003: Robinson returned to the field and saw action in all 17 games for the Cowboys. Along the way, he was perfect on all 155 of his punt, field goal and extra point deep snaps, including all 95 punt snaps – the third highest total in club history. He also became a valuable weapon in the club's goal line offense, scoring touchdowns on both of his receptions for the year. Robinson made his delayed Dallas debut against Atlanta (9/7), and recorded a team-high two special teams tackles. He added another special teams stop and was good on all eight field goal snaps as Billy Cundiff tied the NFL record with seven field goals made in a game at the N.Y. Giants (9/15). Against Arizona (10/5), he saw his first considerable playing time at tight end after Jason Witten suffered a fractured jaw in the fourth quarter. In the win over NFC champion Carolina (11/23), Robinson recorded his first catch of the season with a five-yard touchdown grab in the third quarter. He then recorded his second catch of the season, and his second touchdown, when he hauled in a three-yard pass at Philadelphia (12/7) to tie the score at 10-10 just before halftime.

2002: After signing with the team March 5, Robinson tore the ACL in his right knee in a training camp practice Aug. 20. He was placed on injured reserve Aug. 27 and underwent surgery Sept. 13.

2001: Robinson started a career-high nine games for the Rams, finishing with 11 receptions for 108 yards and a touchdown while adding five special teams tackles serving as the team's deep snapper. In the season opener at Philadelphia (9/9), he tied his career-high with two catches for 26 yards and added two special teams tackles. At San Francisco (9/23), Robinson caught one pass for one yard before tying a career-high with two receptions for 14 yards while making his first start of the season against Miami (9/30). At Detroit (10/8), he caught one pass for five yards, then started at fullback against the N.Y. Giants (10/14), catching a pass for three yards and tallying a tackle on special teams. Against Carolina (11/11), he caught one pass for six yards before starting at fullback and registering two receptions for 27 yards at New England (11/18). Against San Francisco (12/9), he added another catch for 26 yards.

2000: Robinson once again saw action in all 16 games, starting two at tight end. He ended the season with five catches for 52 yards while adding five special teams tackles. With the help of Robinson at deep snapper, kicker Jeff Wilkins led the NFL and tied the league record for field goal percentage in a season, connecting on all 17 attempts. Robinson started the season opener against Denver (9/4), recording one reception for three yards. He added eight yards on one catch the following week at Seattle (9/12) before earning his second start at San Francisco (10/29) and finishing with two receptions for a career-high 34 yards and two special teams tackles.

1999: He continued his seven-year streak of playing in every game despite making the switch from defensive end to tight end and continuing in the role of deep snapper. He started nine games at tight end, finishing with six receptions for 76 yards and two touchdowns. He recorded his first post-season touchdown on a 13-yard pass in the Divisional Playoff Game against Minnesota (1/16/00) en route to capturing the Super Bowl XXIV title.

1998: Robinson returned to the Rams and posted five tackles and four quarterback pressures while adding 11 special teams tackles. He was the team's deep snapper, helping punter Rick Tuten finish fourth in the NFC with an average of 44.2 yards-per-punt. He recorded his first NFL touchdown on a four-yard pass from Steve Bono against Carolina (11/22).

1997: He was signed by St. Louis as an unrestricted free agent from the Broncos, seeing action in 16 games and recording six tackles and 12 special teams stops – fourth on the team.

1996: As the Broncos deep snapper, he saw action in all 16 games and the playoff game against Jacksonville (1/4/97). He also saw time at defensive end in reserve roles.

1995: Robinson saw action along the defensive line, posting eight tackles, a pass defended and one fumble recovery. In his first season handling the deep snapping responsibilities in Denver, Robinson helped Jason Elam tie for second in the NFL in scoring among kickers.

1994: He returned to the Broncos for his sophomore campaign, seeing action mainly on special teams. He registered a career-high 14 tackles from his defensive end position.

1993: Robinson was selected in the fourth round (98th overall) of the NFL Draft by the Broncos. He saw action in all 16 games as a rookie, tallying 13 tackles, 3.5 sacks, two fumble recoveries and a forced fumble.

COLLEGE: Robinson was named All-America, All-Big Sky Conference and conference Defensive Player of the Year after closing out his senior year with 79 tackles, 13.5 sacks, 27 stops for losses, 35 quarterback pressures, six forced fumbles and five passes defended. In 1991, he was named second team All-America and first team All-Big Sky as he recorded 77 stops, 20 sacks and 28 tackles for losses as a junior. As a sophomore, Robinson was an all-conference academic selection while securing All-Big Sky and defensive MVP honors with 83 tackles, 16 sacks and 21 tackles for losses. As a redshirt freshman in 1989, he started nine games, posting 38 tackles, eight sacks, three forced fumbles, three fumble recoveries and three interceptions.

PERSONAL: Robinson was a three-time all-Greater Spokane League selection at tight end and linebacker during his three-year prep career at Ferris High School in Spokane, Wash. He also lettered in basketball and baseball twice. He graduated Idaho with a degree in finance. While on injured reserve in 2002, Robinson joined other injured Cowboys players Thanksgiving week and attended a holiday party for 200 terminally ill and mentally challenged children hosted by Papas Brothers Steakhouse in Dallas.

ROBINSON'S NFL TOTALS

Year Team	GP-GS	RECEIVING				
		No	Yds	Avg	Long	TD
1993 Denver.....	16-0	-	-	-	-	-
1994 Denver.....	16-0	-	-	-	-	-
1995 Denver.....	16-0	-	-	-	-	-
1996 Denver.....	16-0	-	-	-	-	-
1997 St. Louis.....	16-0	0	0	0.0	0	0
1998 St. Louis.....	16-0	1	4	4.0	4t	1
1999 St. Louis.....	16-9	6	76	12.7	30	2
2000 St. Louis.....	16-2	5	52	10.4	27	0
2001 St. Louis.....	16-6	11	108	9.8	26	1
2002 Dallas.....	0-0	Injured Reserve (knee)				
2003 Dallas.....	16-0	2	8	4.0	5t	2
2004 Dallas.....	16-0	2	2	1.0	1t	2
Totals	176-17	27	263	9.9	30	8

Playoffs						
1996 Denver.....	1-0	-	-	-	-	-
1999 St. Louis.....	3-0	2	24	12.0	13t	1
2000 St. Louis.....	1-0	0	0	0.0	0	0
2001 St. Louis.....	3-0	3	45	15.0	27	0
2003 Dallas.....	1-0	0	0	0.0	0	0
Totals	9-0	5	69	13.8	27	1

Year Team	SPECIAL TEAMS							
	Solo	Ast	Tot	FF	FR	BP	BFG	BXP
1993 Denver.....	0	0	0	0	0	0	0	0
1994 Denver.....	3	0	3	0	0	0	0	0
1995 Denver.....	2	0	2	0	0	0	0	0
1996 Denver.....	2	0	2	0	0	0	0	0
1997 St. Louis.....	12	0	12	0	0	0	0	0
1998 St. Louis.....	11	0	11	0	0	0	0	0
1999 St. Louis.....	2	0	2	0	0	0	0	0
2001 St. Louis.....	4	1	5	0	0	0	0	0
2003 Dallas.....	4	0	4	0	0	0	0	0
2004 Dallas.....	2	6	8	0	0	0	0	0
Totals	42	7	49	0	0	0	0	0

Playoffs								
1999 St. Louis.....	2	0	2	0	0	0	0	0
2003 Dallas.....	0	1	1	0	0	0	0	0
Totals	2	1	3	0	0	0	0	0

Year	DEFENSE						FUMBLES REC			
	ST	AT	TT	Sks-Yds	Tkl/Ls	OB Prs	PBU	FF	No	Yds
1993 Denver.....	7	6	13	3.5(-18)	0(0)	0	1	1	1	-10
1994 Denver.....	8	6	14	1.0(-1)	0(0)	0	1	0	0	0
1995 Denver.....	3	3	6	1.0(-5)	0(0)	0	0	0	1	0
1996 Denver.....	1	1	2	0.5(-3)	0(0)	0	0	0	0	0
1997 St. Louis.....	3	3	6	0.5(-3)	0(0)	0	1	0	0	0
1998 St. Louis.....	2	3	5	0.0(0)	0(0)	0	0	0	0	0
Totals	24	22	46	6.5(-30)	0(0)	0	3	1	2	-10

SINGLE-GAME BESTS

Receptions - 2 four times, last @ New England, 11/18/01
Playoffs - 2 vs. New England, 2/3/02
Receiving Yards - 34 @ San Francisco, 10/29/00
Playoffs - 27 vs. Green Bay, 1/20/02
Long Reception - 30 vs. Carolina, 11/14/99
Playoffs - 27 vs. Green Bay, 1/20/02
Touchdowns - 1 eight times, last @ Baltimore, 11/21/04
Playoffs - vs. Minnesota, 1/16/00



JACOB ROGERS

Tackle

6'6" ★ 312 ★ 8/17/81

Southern Cal ★ Db for '04 (52nd overall)

NFL: 2nd Year ★ Cowboys: 2nd Year

75

PRO: Jacob Rogers was drafted by the Dallas Cowboys with the team's second pick in the second round (52nd overall) of the 2004 NFL Draft. In Rogers, the Cowboys picked up one of the top offensive tackles in college football in 2003. After beginning his collegiate career as a tight end,

Rogers switched to tackle following his redshirt freshman season and needed only a year as an understudy before moving into the starting lineup as a sophomore and remaining there for his final three seasons. Although he fought for playing time as a rookie, his work ethic provides him a

solid base as he returns for his second season along the Cowboys offensive line this fall.

2004: Rogers saw limited playing time on special teams in two games in 2004. He was active but did not play in six games and was inactive in the other eight. Rogers made his NFL debut in limited special teams action in the Cowboys home opening win against Cleveland (9/19). He was active but did not play at Washington (9/27) then was inactive in the next four games. Rogers' next action was again on special teams in the season finale at the N.Y. Giants (1/2/05).

COLLEGE: Rogers, who earned consensus All-America honors as a senior, was part of an offensive line at Southern California that averaged 450 yards-per-game each of his last two seasons while accumulating a 23-3 record. Rogers was a three-year starter at left tackle and as a senior was part of a Trojans squad that finished the year with a 12-1 record and a share of the National Championship. His work during his final collegiate campaign earned him consensus All-America honors, making him Southern Cal's first All-America offensive lineman since Tony Boselli in 1994. He was also chosen first team All-Pac-10, the recipient of the Pac-10's Morris Trophy as the league's top offensive lineman and USC's Offensive Lineman of the Year. Rogers spent his junior season as the Trojans starting left tackle, helping the Trojans to an 11-2 record that included a victory over Iowa in the Orange Bowl. His performance helped him earn his first All-Pac-10 honor. Rogers' work allowed quarterback Carson Palmer to complete 63.2% of his passes while

throwing for 3,942 yards and 33 touchdowns. Rogers, who missed spring practice while recovering from shoulder surgery prior to his sophomore campaign, moved into the starting lineup at left tackle – starting 11 games – and was named honorable mention All-Pac-10 and Southern Cal's Offensive Lineman of the Year. After making the move from tight end to offensive tackle, Rogers spent his redshirt freshman season as a reserve at left tackle.

PERSONAL: Rogers earned *SuperPrep* All-America, all-far west and *Tacoma News Tribune* Western 100 honors as a senior tight end at Oxnard, Calif., High School. He grew up just minutes away from the Cowboys training camp site in Oxnard. During his final prep campaign, he caught 39 passes for 412 yards and four touchdowns despite missing the final four games of the season with a separated shoulder. He also saw playing time at defensive end, linebacker and punter, where he averaged more than 40 yards-per-punt. He totaled 17 catches for 201 yards and five touchdowns as a junior. The public policy major was also a member of the Oxnard basketball team, averaging 10 rebounds-per-game. As a rookie he was part of the Cowboys 2004 Rookie Club – a program designed to introduce team members to community service in the Dallas area. He and his fellow rookie teammates participated in visits to various non-profit organizations serving children and adults, including the NFL Play It Smart program at Dallas's Lincoln High School, ChildCareGroup, NFL United Way Hometown Huddle and The Salvation Army.

ROGERS' COWBOYS TOTALS

GAMES/STARTS 2004 (2/0).



TONY ROMO

Quarterback

6'2" ★ 219 ★ 4/21/80

Eastern Illinois ★ FA for '03

NFL: 3rd Year ★ Cowboys: 3rd Year

9

PRO: Two years ago after signing with the Cowboys as a rookie free agent, Tony Romo displayed big time potential during training camp and earned a spot on the club's regular season roster as the third quarterback. After spending a year adjusting to the professional game, he battled for the team's No. 2 quarterback spot in 2004 while continuing to show an ability to make plays and guide the team. Now with the confidence of the coaching staff, he will need to show continued improvement and poise as he again battles with Drew Henson for the back-up spot on the club's quarterback depth chart.

2004: With a year of NFL experience under his belt, Romo went to training camp battling for the club's second quarterback spot. After completing 24-of-39 passes for 250 yards, a touchdown and two interceptions in preseason play, he started the season as the team's back-up signal caller, a position he held for the first six games. In the season opener at Minnesota (9/12), he took over as the holder for PATs and field goal attempts in the

second quarter after a fumbled snap on the second field goal attempt of the game. He became the club's full-time holder the following week against Cleveland (9/19). For seven games, beginning with the contest against Detroit (10/31), he served as the team's third quarterback. He returned to the back-up position at Philadelphia (12/19) and against Washington (12/26), but did not see any action with the offense. He closed out the season at the N.Y. Giants (1/2/05) as the third signal caller.

2003: After signing with the Cowboys as a rookie free agent May 1, Romo spent the entire season as the club's third quarterback. In preseason action, he converted nine-of-17 passes for 134 yards, one touchdown and one interception. He was one-of-four rookie free agents to make the full-time roster following training camp.

COLLEGE: Tony Romo became the first player in Eastern Illinois and Ohio Valley Conference history to win the Walter Payton Award, given annual-

ly to the nation's top player at the NCAA Division 1-AA level. He finished his career holding school and conference records with 85 touchdown passes. He was second in school and third in conference history with 8,212 passing yards. He was also second in school history with 584 completions and 941 attempts. As a senior, he set school and conference records for completions with 258 in 407 attempts for 3,615 yards – which placed him second in conference and third in school history for a season – and 34 touchdowns. As a junior, he led Division 1-AA in passing efficiency, completing 138-of-207 passes for 2,068 yards and 21 touchdowns as he earned All-America, All-Ohio Valley Conference and the OVC Player of the Year honors. As a sophomore, Romo ranked second in Division 1-AA in passing efficiency, completing 164-of-278 passes for 2,583 yards and 27 touchdowns as he was named All-America honorable mention, All-Ohio Valley Conference, and the OVC Player of the Year. In 1999, his first year of collegiate football, Romo appeared in three games, completing 24-of-49

passes for 396 yards and three touchdowns. He was redshirted as a true freshman.

PERSONAL: Romo, a communications major at Eastern Illinois, lettered three times in football for Burlington, Wisc., High School. An avid golfer, Romo attempted to qualify for the 2004 Byron Nelson and 2004 and 2005 U.S. Open golf tournaments but fell short. As a member of the Cowboys 2003 Rookie Club – a program designed to introduce rookie team members to community service in the Dallas area – he participated in charity visits to various non-profit organizations serving children and adults. Visits included work with the ChildCareGroup, The Salvation Army, Children's Medical Center Dallas and Kid's Café at The Voice of Hope Ministries. He also attended a special movie screening of Radio hosted by the Cowboys for 400 youth from area non-profit agencies and volunteered to play Bingo with over 100 senior citizens at The Brady Center as part of the Cowboys annual United Way Hometown Huddle event.

ROMO'S COWBOYS TOTALS

GAMES/STARTS (regular season, playoffs): 2003 (0/0, 0/0), 2004 (6/0). Total - 6/0.



SEAN RYAN

Tight End

6'5" ★ 257 ★ 3/27/80

Boston College ★ D-5 for '04 (144th overall)

NFL: 2nd Year ★ Cowboys: 2nd Year

80

PRO: Sean Ryan, deemed one of the top blocking tight ends to come out of the college ranks in 2003, got his NFL feet wet on Dallas's practice squad before joining the active roster for the final six weeks of the 2004 season. His play as the team's blocking tight end helped Julius Jones account for 721 rushing yards during that time frame, including 348 yards and five touchdowns in Ryan's first two professional games. Drafted in the fifth round (144th overall) of the 2004 NFL Draft, Ryan now has a year under his belt and will be expected to be an even bigger contributor on offense in 2005.

2004: After catching three passes for 26 yards in preseason play, Ryan was released by Dallas prior to the start of the regular season. He immediately signed to the Cowboys practice squad, where he spent the first 10 weeks of the season. He was signed to the active roster Nov. 24 and made his NFL debut against Chicago (11/25) on Thanksgiving Day, seeing action in two-tight end sets. His blocking against the Bears helped lead the way for Jones to rush for 150 yards and two touchdowns, marking the first 100-yard rushing performance of the season by a Dallas back and tying the then second-best mark ever by a Cowboys rookie running back. The following week in Dallas's 43-39 come-from-behind victory at Seattle (12/6), Ryan worked as a blocking tight end and helped Jones run for 198 yards – the third best rushing day in club history and the second best ever by a Dallas rookie – and three touchdowns. Jones's effort marked the first back-to-back 100-yard rushing games for a Dallas back since December of 2001 and the first three

rushing touchdown game by a Cowboys back since Emmitt Smith turned the trick against Minnesota on Nov. 26, 1998. Ryan made his first NFL start against Washington (12/26) as Dallas opened in a two-tight end set. He then closed out the season at the N.Y. Giants (1/2/05) by helping open holes for Jones to rush for 148 yards and a touchdown.

COLLEGE: After beginning his BC career as a defensive end, Ryan moved to tight end as a sophomore and proceeded to catch 75 passes for 950 yards and 12 touchdowns over the next 37 games. His 12 scoring grabs rank second in school history among tight ends. As a senior, he garnered All-Big East honors after finishing second on the team with 35 receptions for 447 yards and six scores. His 35 catches were the most by an Eagles tight end since Pete Mitchell hauled in 55 passes in 1994. He earned second-team All-Big East honors as a junior after catching 23 passes for 280 yards and three scores. Ryan made the switch from defensive end to tight end prior to his sophomore campaign and went on to start every game, finishing with 17 catches for 223 yards and three touchdowns. As a redshirt freshman defensive end, he started seven games, including the Aloha Bowl, and registered 29 tackles, three tackles for losses and a sack.

PERSONAL: Ryan earned all-state honors as a senior at St. Joseph's High School in Buffalo, N.Y. The three-time all-league and all-city selection also lettered in basketball and lacrosse. He graduated from Boston College with a degree in history. As a rookie last fall, he was part of the

Cowboys 2004 Rookie Club – a program designed to introduce rookie team members to community service in the Dallas area. He and his fellow rookie teammates participated in visits to various non-profit organizations serving children and adults, including the NFL Play It Smart program at Dallas's Lincoln High School, ChildCareGroup, NFL United Way Hometown

Huddle and The Salvation Army. In 2005, he joined a group of players to bowl at the annual Spina Bifida Bowl-a-thon to raise funds for programs for children and also attended the Taste of the NFL: The Ultimate Dallas Cowboys Tailgate Party hosted by teammate La'Roi Glover and Abacus Restaurant benefiting The North Texas Food Bank.

RYAN'S COWBOYS TOTALS

GAMES/STARTS 2004 (6/1)



LYNN SCOTT

Safety

6'0" ★ 211 ★ 6/23/77

Northwestern Oklahoma ★ FA for '01

NFL: 5th Year ★ Cowboys: 5th Year

38

PRO: Lynn Scott earned his spot in the NFL in 2001 as a rookie free agent by demonstrating bone-jarring hits and smart special teams play. He has since developed into one of the Cowboys more consistent special teams players while demonstrating reliable play in the secondary. His solid play brought about the break he was looking for in 2004 when he started nine of the final 10 games at strong safety. By knowing where to be and what to do, he has earned the coaches' trust and proven to be a commodity in the Cowboys defensive backfield. With his strong finish in 2004, Scott is expected to battle for the starting safety spot opposite Roy Williams while continuing to be a major contributor to Dallas's special teams units.

2004: With the loss of Darren Woodson for the season (back injury), Scott became a much more integral part of the Cowboys defense, starting nine of the final 10 games of the season. He finished the year with a career-high 46 tackles – twice as many as his previous career total – and a career-high three pass deflections. He also picked off a pass and recovered a fumble. He continued his stellar special teams play as well, recording 11 special teams stops – the second best figure of his career on the league's top ranked kickoff coverage unit (17.5 yards-per-return). He began the season at Minnesota (9/12) tied for the team lead with two special teams tackles as the Vikings were limited to a 17.8-yard average on four kickoff returns and one punt return for one yard. He posted one special teams stop the next week against Cleveland (9/19) as the Browns were limited to 21 yards on three kickoff returns. He then helped limit the Giants (10/10) to four yards on two punt returns. He earned his first NFL start against Detroit (10/31), replacing Tony Dixon (hamstring), and recorded four tackles as the Lions were limited to 39 rushing yards. He made his second start at Cincinnati (11/7). He did not start against Philadelphia (11/15) but finished third on the team with five stops. Scott returned to the starting lineup at Baltimore (11/21) and led the secondary with seven tackles while the Ravens were limited to 59 rushing yards on 21 carries (2.8 avg.). On Thanksgiving Day against Chicago (11/25), he tallied four stops as the Bears were limited to 91 net passing yards and 140 total yards of offense

– the lowest total allowed by Dallas since Sept. 8, 1996. He tied for second on the team at Seattle (12/6) with a career-high eight tackles while breaking up a career-high two passes in Dallas's 43-39 come-from-behind victory. His biggest play against the Seahawks was a second quarter fumble recovery that he picked up at the Dallas 35-yard line and returned 26 yards to the Seattle 39-yard line to set up a Dallas touchdown drive. Against New Orleans (12/12), he was second on the team with seven tackles while also recording his first career sack. Scott registered three stops at Philadelphia (12/19) as Donovan McNabb – the NFL's third ranked passer (107.2 rating) entering the game – was limited to a 62.0 rating with two interceptions. Scott recorded his first career interception against Washington (12/26) when he stepped in front of a Patrick Ramsey pass at the Dallas three-yard line to thwart a Redskins scoring drive in the Cowboys 13-10 victory. He also contributed five tackles against the Redskins. He closed out the season at the N.Y. Giants (1/2/05) by recording two tackles and a special teams stop before leaving the game late in the second quarter with a sprained wrist.

2003: Scott continued his workman-like special teams play – finishing with eight special teams stops – while seeing limited time in certain nickel packages. He saw his first defensive action of the year in the season opener against Atlanta (9/7), breaking up a pass playing safety in the nickel package. He finished second on the team with two special teams stops at the N.Y. Jets (9/28) before recording his first defensive tackle of the season against Arizona (10/5) working in the nickel package. Against the N.Y. Giants (12/21), Scott recorded one special teams tackle while helping limit the Giants to a 17.3-yard average on three kickoff returns and a 4.0 average on two punt returns. The Cowboys punt coverage also forced the Giants into two fair catches while downing another two punts. He recorded a defensive tackle in the season finale at New Orleans (12/28) just short of the first down marker on a third-and-10 play to force a fourth down. In his first career post-season action at Carolina (1/3/04), he recorded a single special teams tackle.

2002: Scott returned for his sophomore campaign and saw action on defense from the beginning as he filled in at strong safety for Dixon (hamstring)

STAFF

SEAN RYAN

2004 SEASON

RECORDS

PLAYOFF RECORDS

HISTORY

SIDELINES

against Tennessee (9/15) and recorded four stops. At St. Louis (9/29), Scott saw considerable action in the nickel package and tallied three tackles. Against the N.Y. Giants (10/6), he posted a tackle and a special teams stop before spraining his right great toe and missing the entire second half and the next two games. He returned to action against Seattle (10/27) and posted two tackles and a team-high three special teams stops. He tallied two stops against Philadelphia (12/21) before adding two more in the season finale at Washington (12/29).

2001: After earning a roster spot with his play on special teams in the preseason, Scott went on to finish third on the team with 15 special teams tackles during the regular season. In the season opener against Tampa Bay (9/9), Scott made his NFL debut as a safety in the nickel package and recorded one tackle. At Philadelphia (9/30), he finished second on the team with two special teams tackles and recovered a fumble on the opening kickoff that set up a Cowboys field goal. He led the team with four special teams stops at Oakland (10/7). At Seattle (12/16), Scott saw brief action in place of Woodson at strong safety, recording one tackle while adding another on special teams. He was a game-day deactivation against San Francisco (12/30) and at Detroit (1/6/02).

COLLEGE: Scott was a three-time NAIA All-America at Northwestern Oklahoma. As a senior, he was also named All-Central States Football League Defensive Player of the Year after totaling 72 tackles, nine passes defended and four interceptions and returning 26 punts for a school-record 595 yards (22.9 avg.) and four touchdowns. As a junior, he totaled 87 stops and five picks while returning 16 punts for 197 yards (12.3) and a score. He tallied 49 tackles and two interceptions while returning 12 punts for 337 yards (28.1) and two scores to lead the nation as a sophomore. As a freshman, Scott totaled 90 stops and two picks while returning 17 punts for 208 yards. His 1,337 career punt return yards is a NOU record.

PERSONAL: Scott was born in Turpin, Okla., where he starred on the Turpin High School football team. As a rookie, he was a member of the Cowboys inaugural "Rookie Club," a program designed to introduce rookies to community service. Throughout the season, the rookies made visits to and spent time with children at Children's Medical Center of Dallas, Oak Cliff Boys and Girls Clubs, The Salvation Army and its Christmas Distribution Center. Scott holds a bachelor's degree in education.

SCOTT'S COWBOYS TOTALS

		DEFENSE										INTERCEPTIONS				FUMBLES REC			
Year	GP-GS	ST	AT	TT	Sks-Yds	Tkl/Ls	QB Prs	PBU	FF		No Yds	Avg	Lg	TD	No Yds	Avg	Lg	TD	
2001 Dallas	14-0	2	3	5	0.0(0)	0(0)	0	0	0		0	0	0	0	2	0	0	0	
2002 Dallas	14-0	7	8	15	0.0(0)	0(0)	1	2	0		0	0	0	0	0	0	0	0	
2003 Dallas	16-0	3	0	3	0.0(0)	0(0)	0	1	0		0	0	0	0	0	0	0	0	
2004 Dallas	16-9	32	14	46	1.0(-6)	0(0)	0	3	0		1	2	2.0	2	1	26	26.0	26	0
Total	60-9	44	25	69	1.0(-6)	0(0)	1	6	0		1	2	2.0	2	3	26	8.7	26	0

Playoffs

2003	1-0	0	0	0	0.0(0)	0(0)	0	0	0											
------	-----	---	---	---	--------	------	---	---	---	--	--	--	--	--	--	--	--	--	--	--

SPECIAL TEAMS

Year Team	Solo	Asst	Tot	FF	FR	BP	BFG	BXP
2001 Dallas	6	9	15	0	2	0	0	0
2002 Dallas	4	4	8	0	0	0	0	0
2003 Dallas	4	4	8	0	0	0	0	0
2004 Dallas	7	4	11	0	0	0	0	0
Totals	21	21	42	0	2	0	0	0

SINGLE-GAME BESTS

Tackles - 8 @ Seattle, 12/6/04
Passes Broken Up - 2 @ Seattle, 12/6/04



SCOTT SHANLE



Linebacker

6'2" ★ 245 ★ 11/23/79

Nebraska ★ FA for '03

NFL: 3rd Year ★ Cowboys: 3rd Year

58

PRO: The Cowboys may have found a keeper in the 2003 waiver wire pick-up of linebacker Scott Shanle (pronounced SHAN-lee). Originally drafted by the Rams in 2004, Shanle was released by the club that December and claimed by the Cowboys. Although he did not get on the field at the end of the 2003 season, he had a stand-out campaign for the Cowboys in 2004, finishing fourth on the team in special teams tackles and supplying a late-season boost to the defense at strong-side linebacker. A former walk-on at

Nebraska, Shanle went on to start 28 career games for the Cornhuskers. With the Cowboys moving towards a 3-4 defense in 2005, Shanle is poised to reap the benefits of last season's experiences.

2004: Shanle started his first full season in Dallas as a special teams standout, finishing the year fourth on the team with 15 special teams tackles. He was a vital cog in a kickoff coverage unit that led the NFL in opponents return average (17.5-

yard avg.). Late in the year he became a key contributor on defense when he replaced Al Singleton in the starting lineup at strongside linebacker and recorded 26 tackles in the final three games of the season. Shanle tied for the team lead with two special teams tackles while helping limit Chad Morton to a 6.0 average on three punt returns on eight punts at Washington (9/27). He helped limit the N.Y. Giants (10/10) to two punt returns for a 2.0-yard average with a special teams tackle. At Green Bay (10/24) he led the team with two special teams tackles. Against Detroit (10/31) he recorded one special teams tackle as Eddie Drummond, the NFL's third ranked kickoff returner entering the game at 29.0 yards-per-return, was limited to a 16.8-yard average on five kickoffs. He recorded two special teams tackles at Baltimore (11/21) as the Ravens were limited to a 6.3-yard average on punt returns and a 14.0-yard average on kickoff returns. He saw his first real playing time at strongside linebacker at Seattle (12/6) but did not record a tackle. The following week against New Orleans (12/12), he saw considerable action at strongside linebacker for Singleton (lower abdominal strain) and recorded three tackles and a tackle for a loss at the goal line. He also had a big play on special teams when he tackled Fred McAfee on a fake punt attempt, giving Dallas the ball at the Saints 38-yard line. Two plays later, the Cowboys scored a touchdown to go up 10-0. He made his first NFL start in place of Singleton (abdominal injury) at strongside linebacker at Philadelphia (12/19) and tied for the team lead with eight tackles. He helped keep Donovan McNabb in check most of the day as the NFL's third ranked passer (107.2 rating) entering the day, was limited to a 62.0 rating with two interceptions. Against Washington (12/26) in his second NFL start, Shanle recorded a team-high 14 tackles. He recorded four tackles in the season finale at the N.Y. Giants (1/2/05).

2003: Originally selected in the seventh round (251st overall) of the 2003 NFL Draft by the St. Louis Rams, Shanle finished fifth in preseason action with 14 tackles. He made his NFL debut in the Rams season opener at the N.Y. Giants (9/7) and saw mostly special teams action in six games for St. Louis, posting four special teams stops. He missed four games from late September through October while serving a four-game league suspension. He was waived by the Rams on Dec. 9 and claimed by Dallas Dec. 10. He was inactive for the Cowboys final three games and the wild card playoff game.

COLLEGE: Shanle earned Big 12 honorable mention selection as a senior after collecting 71 tackles, six pressures, five tackles for losses, two sacks, a pass defended and a forced fumble. As a junior in 2001, he earned honorable mention All-Big 12 honors after finishing fifth on the Cornhuskers with 56 stops, eight tackles behind the line of scrimmage, eight passes defended, three sacks and a fumble recovery. Shanle started nine-of-11 games as a sophomore, finishing fifth on the team with 55 tackles, four stops for losses, four pressures, two passes defended, a sack, an interception and a forced fumble. As a redshirt freshman, he saw action in every game, primarily as the up-front blocker on the Husker punt return team.

PERSONAL: Shanle was a key factor in St. Edward, Neb., High School's turnaround from a 3-6 record in his freshman season to 10-1, 9-1 and 10-1 records his final three prep seasons. A standout running back and defensive back who played eight-man football, Shanle earned all-state honors and was named the player of the year by *Huskerland Prep Report*. He also earned multiple letters in track and basketball and served as a class officer his senior year. Shanle - a two-year member of Nebraska's Unity Council - graduated in December, 2002 with a degree in family and consumer science.

SHANLE'S NFL TOTALS

Year	GP-GS	DEFENSE						Tkl/ Ls	QB Prs	PBU	FF
		ST	AT	TT	Sks- Yds						
2003 St. Louis.....	6-0	0	0	0	0.0(0)			0(0)	0	0	0
2004 Dallas.....	16-3	15	14	29	0.0(0)			1(-3)	0	0	0
Totals	22-3	15	14	29	0.0(0)			1(-3)	0	0	0

Year Team	SPECIAL TEAMS							
	Solo	Asst	Tot	FF	FR	BP	BFG	BXP
2003 St. Louis.....	4	0	4	0	0	0	0	0
2004 Dallas.....	6	9	15	0	0	0	0	0
Totals	10	9	19	0	0	0	0	0



AL SINGLETON

Safety

6'2" ★ 250 ★ 8/7/75

Temple ★ UFA (Tampa Bay) for '03

NFL: 9th Year ★ Cowboys: 3rd Year

51

PRO: In two seasons as the club's starting strongside linebacker, Al Singleton has proven himself a valuable free agent addition to the

club's defense. Singleton made an immediate and impressive impact as he surfaced as a consistent leader and playmaker on a Dallas defen-

sive unit that finished the 2003 season as the top ranked unit in the NFL. He followed that up with another solid season in 2004, finishing sixth on the team with 57 tackles despite missing the final three games of the season with an abdominal injury. One of the hardest working players on the Cowboys roster, the soft spoken Singleton is a true professional who understands the importance of preparation – both physically and in the meeting room – and is a solid role model for younger players. Singleton was originally a fourth-round selection (128th overall) of Tampa Bay in the 1997 NFL Draft. Through hard work and dedication, he moved up the ranks from a backup player and a special teams standout in Tampa Bay to a Super Bowl starter during the Bucs championship season in 2002. He is now part of one of the most consistent and athletic group of linebackers in the NFL. Singleton has the rare distinction of playing for two teams that finished consecutive seasons with the top rated defense in the NFL – Tampa Bay in 2002 and Dallas in 2003.

2004: Singleton was on his way to one of the most productive seasons of his career when his year was cut short with a groin/abdominal injury that forced him to miss the final three games of the season. Prior to his injury, he had recorded 57 tackles (tying the second highest total of his career), two stops for losses, a pressure, a forced fumble and a fumble recovery. He registered two tackles against Cleveland (9/19) to help limit the Browns to 202 total yards of offense. He then tallied five stops at Washington (9/27) and again against the N.Y. Giants (10/10). Against Pittsburgh (10/17), Singleton finished second on the team with a season-high 10 tackles while posting two special teams tackles as the Steelers were limited to a 13.6-yard average on five kick-off returns. He registered five stops against Detroit (10/31) to finish second on the team and help limit the Lions to 39 rushing yards. He finished third on the team with nine tackles while adding a quarterback pressure at Cincinnati (11/7). He missed his first start as a Cowboy against Philadelphia (11/15) when the team opened in its nickel package. At Baltimore (11/21), he was third on the team with eight tackles as the Ravens were limited to 59 rushing yards on 21 carries (2.8 avg.). He also forced a first quarter fumble that Lance Frazier recovered at the Ravens 15-yard line to set up a Dallas field goal. Four days later against Chicago (11/25) on Thanksgiving Day, he recorded three stops, including one for a loss, as the Bears were limited to 49 rushing yards on 20 carries (2.5 avg.) and 140 total yards – the lowest total surrendered by Dallas since allowing only 105 yards to the N.Y. Giants on Sept. 8, 1996. He tallied two tackles at Seattle (12/6), then posted a single tackle and a tackle behind the line of scrimmage against New Orleans (12/12) before suffering a groin/abdominal strain early in the game. He missed the remainder of the Saints game and was inactive the following week at Philadelphia (12/19) due to the injury. He was placed on injured reserve Dec. 22, missing the final two games of the season.

2003: After signing with Dallas as a free agent on March 13, Singleton stepped right into the starting strongside linebacker post in training camp and quickly established himself as one of the cornerstones of a Dallas defense that would finish the season as the NFL's top ranked defense.

Dallas led the NFL in passing yards allowed (164.4 yards-per-game) and fewest total yards allowed (253.5 average), while finishing third in rushing defense (89.1 yards-per-game). Singleton finished sixth on the team in tackles with 57 and tied for second on the squad in interceptions with two – one of which was returned for a touchdown. Singleton made his Dallas Cowboys debut in the season-opener against Atlanta (9/7), finishing with five tackles. In the thrilling overtime win on Monday night at the N.Y. Giants (9/15), he scored his second NFL touchdown when he picked off a Kerry Collins pass intended for Jeremy Shockey and returned it 41 yards for a score to give Dallas a 20-7 lead at the half. He had two tackles on the night while helping limit running back Tiki Barber to 41 yards on 15 carries (2.7 avg.). At the N.Y. Jets (9/28), Singleton was again part of a takeaway that led to a Dallas touchdown when he recovered his first career fumble. Dallas took over at the Jets 48-yard line and drove to its opening touchdown. He closed out the Jets game second on the team with a season-high nine tackles as New York was limited to 66 rushing yards on 26 carries (2.5 avg.). In the win over Arizona (10/5), Singleton recorded his second interception of the season while adding three tackles as the Cardinals were limited to 151 total yards, including just 32 on the ground. In the pivotal win over Philadelphia (10/12), Singleton registered two tackles and helped limit the Eagles to 232 net yards on the day. The following week at Detroit (10/19), he recorded one tackle as the Lions were held to 157 total yards. In his homecoming outing at Tampa Bay (10/26), Singleton had two tackles, a tackle for a loss and one pass breakup as the Bucs were limited to 133 net passing yards. He registered six tackles and his first sack of the season against Buffalo (11/9), as the defense limited the Bills to 185 total yards, including just 58 on seven second half possessions. Although Dallas fell to the eventual Super Bowl champs at New England (11/16), Singleton had a very active night. He was third on the team with six tackles and, had a season-high three pressures and broke up a pass. In the win over Carolina (11/24), he had one tackle and helped limit Stephen Davis – the NFL's third leading rusher entering the game – to 59 yards on 26 carries (2.3 avg.). At Philadelphia (12/7), he recorded five tackles and tied for the team lead with two pressures. The following week at Washington (12/14), Singleton posted two tackles and helped limit the Redskins to 161 total yards. In the regular season finale at New Orleans (12/28), he had five tackles and a pressure as Deuce McAllister was held to 49 yards on 21 carries (2.3 avg.). He also tied for the team lead with two special teams tackles against the Saints. In his seventh career playoff game – at Carolina (1/3/04) – Singleton recorded five tackles.

2002: Singleton moved into the Bucs starting lineup at strongside linebacker and posted a career-high 89 tackles while adding three passes defended, a sack and an interception. His play helped propel the Buccaneers to the league's top ranking in defense and the Super Bowl XXXVII championship. He opened the season with seven tackles and a special teams stop against New Orleans (9/8), missing the start as the Bucs opened in a nickel package. He started the following week at Baltimore (9/15) and posted a career- and team-high 11 tackles. He tied for the team lead with 10 tackles against St. Louis (9/23)

before posting five tackles at Cincinnati (9/29) and another seven stops at Atlanta (10/6). At Carolina (10/27), Singleton totaled six tackles before tallying two stops and his first interception of the season against Minnesota (11/3). He then posted six tackles and a pass defended in the rematch against Carolina (11/17). He totaled five tackles against Green Bay (11/24) despite not starting because Tampa opened in a nickel package. At New Orleans (12/1), he registered five tackles and his first sack of the season, forcing an Aaron Brooks fumble on the play. He totaled eight stops against Atlanta (12/8) before posting four tackles and a pass defended at Detroit (12/15). He registered four tackles against Pittsburgh (12/23), then closed the regular season with four stops at Chicago (12/29). Singleton kicked off the Bucs playoff run with a tackle, a sack, a forced fumble and two passes defended in the NFC Divisional Playoff Game against San Francisco (1/12/03). In the NFC Championship Game at Philadelphia (1/19/03), he recorded a team-high tying seven tackles. He did not start Super Bowl XXXVII against Oakland (1/26/03), but posted a tackle against the Raiders. He finished Tampa Bay's three-game postseason jaunt with nine tackles, two passes defended, a sack and a forced fumble.

2001: Playing as a reserve, Singleton saw action in all 16 games and recorded 32 tackles, two passes defended, a sack and 10 special teams tackles. He saw considerable action at linebacker against Minnesota (9/30) and posted four tackles and a special teams stop. He again tallied four stops against Green Bay (10/7) while adding two special teams tackles. He recorded three tackles at Tennessee (10/14) before registering a tackle, a sack and a special teams stop against Minnesota (10/28). His sack against the Vikings was one-of-four sacks on the day by the Buccaneers defense. In the rematch against Detroit (12/9), Singleton totaled two tackles and a pass defended. The following week in a rematch at Chicago (12/16), he tallied three stops and a pass defended while adding a special teams tackle. He closed the season with a flurry, registering four tackles against Baltimore (12/29) and a season-high five stops against Philadelphia (1/6/02). He then totaled a tackle, a pass defended and a special teams stop in a wild card playoff game at Philadelphia (1/12/02).

2000: After an offseason spent rehabilitating his fractured ankle, Singleton returned to the playing field and saw action in 13 regular season games as a reserve linebacker and on special teams. He finished the season with 32 tackles, a pass defended and a forced fumble while tying for fifth on the team with 11 special teams stops. He kicked off the season by posting a career-high three special teams stops against Chicago (9/10). The following week at Detroit (9/17), he tallied two tackles playing linebacker, a special teams tackle and a blocked punt at Detroit (9/17). Against the N.Y. Jets (9/24), he contributed three tackles while subbing for Sheldon Quarles at strongside linebacker. He again recorded three tackles at Washington (10/1) before totaling four stops and a pass defended against Detroit (10/19). He started his first career game at Atlanta (11/5) and recorded a then career-high 10 tackles. He returned to a reserve capacity against Green Bay (11/12) and collected two stops and forced a fumble. He posted three special teams tackles against Buffalo (11/26) before

suffering a knee injury against Dallas (12/3), which forced him to miss the final three games of the regular season. He returned to action in the wild card playoff game at Philadelphia (12/31) and registered two tackles, half a sack and a team-high two special teams stops.

1999: For the first time in his career, Singleton saw action in all 16 regular season games, recording 26 tackles, his first career interception and 10 special teams stops. He tallied two tackles against Denver (9/26) and two stops, a pass defended and two special teams tackles against Chicago (10/24). He registered two tackles and two special teams stops at New Orleans (11/7), then picked off his first career pass at Seattle (11/28), one-of-five Bucs interceptions on the day. He also totaled three tackles and a special teams stop against the Seahawks. He registered three tackles and a special teams stop at Oakland (12/19). Singleton posted a single tackle in a Divisional Playoff Game win against Washington (1/15/00), before fracturing his left ankle in the fourth quarter. The fractured ankle forced him to miss Tampa's NFC Championship Game loss at St. Louis (1/23/00).

1998: Singleton registered 18 tackles, a pass defended and four special teams stops while playing in 15 games. He recorded his first career defensive tackle at Minnesota (9/6), then posted three more stops at New Orleans (10/25). He registered two tackles and his first career pass defended in brief action against Minnesota (11/1). He also forced the Vikings only turnover of the game, pressuring Randall Cunningham into a fourth quarter interception to set up a Bucs field goal. He tallied two stops at Jacksonville (11/15) and a season-high four stops in a Monday Night Football victory against Green Bay (12/7). The only game he missed during the season was the finale at Cincinnati (12/27) when he was inactive.

1997: Singleton saw action in 12 games as a rookie member of the Bucs special teams units, posting four special teams tackles and blocking two punts, one of which he returned for a touchdown. He was the only member of the Tampa Bay squad to block a punt and the only defensive player to score a touchdown. He started his rookie campaign with a bang against Arizona (9/28), blocking a Jeff Feagles punt, recovering the ball and returning it 28 yards for the Bucs first touchdown of the game. That play marked Tampa's first score off a blocked punt since Ricky Reynolds returned a blocked punt 33 yards for a score at Washington on Oct. 22, 1989. Singleton blocked his second punt of the season at the N.Y. Jets (12/14), then recovered the loose ball at the Jets 23-yard line. Singleton was originally drafted by Tampa Bay in the fourth round (128th overall) of the NFL Draft.

COLLEGE: Singleton finished his collegiate career as Temple's third all-time leading tackler, notching 390 career stops. He also added 11 passes defended, seven forced fumbles, five sacks, an interception and a fumble recovery while starting 39-of-41 career games. He was tabbed the Owls defensive captain as a senior and earned All-Big East honors at middle linebacker after leading the team with 134 tackles, breaking up five passes, forcing two fumbles and intercepting a pass. He posted a career-high 151 tackles as a junior to become only the fourth player in Temple history to surpass the 150-tackle

plateau. He posted double digit tackles in each of the Owls last 10 games. Singleton started at strongside linebacker as a sophomore and finished second on the squad with 74 stops while setting a school record with five forced fumbles. He played in eight games, starting six at strong-side linebacker, as a freshman and recorded 31 tackles. He missed the final three games of his freshman season with a fractured right arm.

PERSONAL: Alshermund Glendale Singleton was a *SuperPrep* All-America and second-team all-state selection as a senior at Irvington, N.J., High School. He was also recognized as the

fourth rated outside linebacker prospect in the state and was selected to play in the New Jersey North-South All-Star game. Singleton graduated from Temple with a degree in sports recreation management. Since becoming a Dallas Cowboy, he has become involved with the team's annual support of The Salvation Army Angel Tree Program which provides Christmas gifts to children and families in need. During the 2005 off-season, Singleton attended Racing Against the Odds – a huge fundraiser – hosted by local radio personality and sports columnist Randy Galloway at Lone Star Park in support of the American Diabetes Association.

SINGLETON'S NFL TOTALS

		DEFENSE								INTERCEPTIONS					FUMBLES REC				
Year	GP-GS	ST	AT	TT	Sks-Yds	Tkl/Ls	QB Prs	PBU	FF	No	Yds	Avg	Lg	TD	No	Yds	Avg	Lg	TD
1997 Tampa Bay	12-0	0	0	0	0.0(0)	—	0	0	0	0	0	0.0	0	0	0	0	0.0	0	0
1998 Tampa Bay	15-0	13	5	18	0.0(0)	—	0	0	0	0	0	0.0	0	0	0	0	0.0	0	0
1999 Tampa Bay	15-0	15	11	26	0.5(4)	—	2	0	0	1	7	7.0	7	0	0	0	0.0	0	0
2000 Tampa Bay	13-1	20	12	32	0.0(0)	—	1	1	0	0	0	0.0	0	0	0	0	0.0	0	0
2001 Tampa Bay	16-0	17	15	32	1.0(0)	—	2	0	0	0	0	0.0	0	0	0	0	0.0	0	0
2002 Tampa Bay	16-14	54	35	89	1.0(4)	—	3	1	0	1	0	0.0	0	0	0	0	0.0	0	0
2003 Dallas	16-16	36	21	57	1.0(8)	1(-2)	7	5	0	2	42	21.0	41	1	1	0	0.0	0	0
2004 Dallas	13-12	35	22	57	0.0(0)	2(-3)	1	1	1	0	0	0.0	0	0	0	0	0.0	0	0
Totals	116-43	190	121	311	3.5(-16)	3(-5)	8	14	3	4	49	12.3	41	1	1	0	0.0	0	0
Playoffs																			
1999 Tampa Bay	1-0	1	0	1	0.0(0)	—	0	0	0	0	0	0.0	0	0	0	0	0.0	0	0
2000 Tampa Bay	1-0	0	2	2	0.5(0)	—	0	0	0	0	0	0.0	0	0	0	0	0.0	0	0
2001 Tampa Bay	1-0	0	1	1	0.0(0)	—	1	0	0	0	0	0.0	0	0	0	0	0.0	0	0
2002 Tampa Bay	3-2	9	0	9	1.0(-6)	—	1	1	0	0	0	0.0	0	0	0	0	0.0	0	0
2003 Dallas	1-1	4	1	5	0.0(0)	0(0)	1	0	0	0	0	0.0	0	0	0	0	0.0	0	0
Totals	7-3	14	4	18	1.5(-6)	0(0)	1	2	1	0	0	0.0	0	0	0	0	0.0	0	0
SPECIAL TEAMS																			
Year Team		Solo	Asst	Tot	FF	FR	BP	BFG	BXP										
1997 Tampa Bay		4	0	4	0	2	0	0	0										
1998 Tampa Bay		3	1	4	0	0	0	0	0										
1999 Tampa Bay		11	41	15	0	0	0	0	0										
2000 Tampa Bay		7	4	11	0	1	0	0	0										
2001 Tampa Bay		8	3	11	0	0	0	0	0										
2002 Tampa Bay		3	0	3	0	0	0	0	0										
2003 Dallas		3	0	3	0	0	0	0	0										
2004 Dallas		2	1	3	0	0	0	0	0										
Totals		41	13	54	0	3	0	0	0										
Playoffs																			
2000 Tampa Bay		1	1	2	0	0	0	0	0										
2001 Tampa Bay		1	0	1	0	0	0	0	0										
Totals		2	1	3	0	0	0	0	0										
										SINGLE-GAME BESTS									
										Tackles — 11 at Baltimore, 9/15/02									
										Playoffs — 7 @ Philadelphia, 1/19/03									

SINGLE-GAME BESTS

Tackles – 11 at Baltimore, 9/15/02
Playoffs – 7 @ Philadelphia, 1/19/03



ZURIEL SMITH

Wide Receiver

5'11" ★ 190 ★ 1/15/80

Hampton ★ D6b for '03 (186th overall)

NFL: 2nd Year ★ Cowboys: 2nd Year

87

PRO: Zuriel Smith was originally drafted by Dallas in the sixth round (186th overall) of the 2003 NFL Draft and made an immediate impact in the Cowboys return games. He finished his inaugural season as the top rookie punt returner in the NFC, earning All-Rookie honors. Unfortunately for him, he was waived prior to the

start of the 2004 season. After a season away from the game, he has returned, looking to show an improved ability to make plays in the kicking game and as a wide receiver.

2004: After posting three punt returns for 10 yards and a 55-yard kickoff return during presea-

son play, Smith was released by the Cowboys on the final roster reduction date prior to the start of the season. He spent the season out of football.

2003: After leading the team with five punt returns for a 23.2-yard average in preseason – including an 83-yard touchdown return against Houston – Smith landed a spot on the active roster as a rookie. He took full advantage, serving as the Cowboys return specialist – finishing with a 7.1-yard punt return average, tops among NFC rookies. He also posted a 21.5-yard kickoff return average. His combined return efforts garnered him All-Rookie honors from *Pro Football Weekly*. Smith was inactive for the season opener against Atlanta (9/7), but made one of the biggest plays of the season for Dallas in his NFL debut on Monday Night Football at the N.Y. Giants (9/15) when he did nothing. With 11 seconds remaining in the game, Smith wisely let a Giants kickoff roll out of bounds at the one-yard line to set Dallas up at their own 40-yard line. They then drove to the game-tying field goal in the eventual 35-32 overtime win. For the night Smith had four punt returns for 45 yards (11.3 avg.) and five kickoff returns for 120 yards (24.0 avg.). In the club's 23-21 win over Philadelphia (10/12), Smith set up the Cowboys game winning field goal with a 54-yard kickoff return to the Eagles 40-yard line with 4:14 remaining in the game. He finished the Eagles game with three kickoff returns for a 33.3-yard average. At Detroit (10/19), he recorded a season-high six punt returns. Smith was then inactive for the next three weeks, returning to action at New England (11/16) when Joey Galloway was sidelined with a quad injury. Against the Patriots, Smith recorded his first career receptions with two catches for 38 yards, including a 32-yard grab, while lining up as the team's third receiver. With Galloway's return, Smith was inactive against Carolina (11/23) and Miami (11/27). Smith returned to action as the club's return man at Philadelphia (12/7) and averaged 10.0 yards on three punt returns and 19.6 yards on five kickoff returns. He also added an eight-yard reception. He tied his season-high with six punt returns for 61 yards, including a season-best 46-yarder to set up a

Dallas field goal in the third quarter against the N.Y. Giants (12/21). Smith was inactive for the regular-season finale at New Orleans (12/28) and the NFC Wild Card contest at Carolina (1/3/04).

COLLEGE: Smith averaged 16.8 yards-per-return on punts, including five for touchdowns, during his Hampton career. He also tied an NCAA I-AA record for punt return touchdowns in a game with three against Virginia State as a junior. He led or tied for the team lead in receptions all four years he played. As a senior, Smith earned AFCA All-America honors after posting a team-high 53 receptions for 773 yards (14.6 avg.) and six touchdowns and returning 27 punts at an 18.5 yard-per-return clip, including one for a touchdown. Smith caught a team- and career-high 58 passes for 732 yards and six scores to earn All-MEAC honors as a junior. He led the conference with 66.5 receiving yards-per-game while ranking second in all-purpose yards. He also averaged 17.7 yards on 29 punt returns, including four for touchdowns. Smith caught a team-high 47 passes for 816 yards (17.4 avg.) and five touchdowns to earn selection to the VASIDA All-State team as a sophomore. As a redshirt freshman, Smith closed the year tied for the team lead with 31 catches for 429 yards and four touchdowns.

PERSONAL: Smith was a three-sport (football, track and basketball) standout performer for Atlee High School in Mechanicsville, Va. He earned all-state honors as a freshman, sophomore and junior in the high jump, long jump and triple jump, ranking in the top five in the state as a junior. Smith did not join the football team until his junior year. As a member of the Cowboys 2003 Rookie Club – a program designed to introduce rookie team members to community service in the Dallas area – Smith participated in charity visits to various non-profit organizations serving children and adults. Visits included work with the ChildCareGroup, The Salvation Army, Children's Medical Center Dallas and Kid's Café at The Voice of Hope Ministries. During the 2005 offseason he attended the team's annual NFL Draft Day Party to sign autographs for the Cowboys loyal fans.

SMITH'S COWBOYS TOTALS

Year Team	GP-GS	RECEIVING					PUNT RETURNS					
		No	Yds	Avg	Long	TD	No	Yds	Avg	FC	Long	TD
2003 Dallas	9-0	3	46	15.3	32	0	30	212	7.1	13	46	0

KICKOFF RETURNS

Year Team	No	Yds	Avg	Long	TD
2003 Dallas	23	495	21.5	54	0

SINGLE-GAME BESTS

Punt Returns – 6 @ Detroit, 10/19/03 and vs. N.Y. Giants, 12/21/03
Punt Return Average – 11.3 @ N.Y. Giants, 9/15/03
Long Punt Return – 46 vs. N.Y. Giants, 12/21/03
Kickoff Returns – 5 @ N.Y. Giants, 9/15/03 and @ Philadelphia, 12/7/03
Kickoff Return Average – 33.3 vs. Philadelphia, 10/12/03
Long Kickoff Return – 54 vs. Philadelphia, 10/12/03



MARCUS SPEARS

Defensive End

6'4" ★ 294 ★ 3/8/83

Louisiana State ★ D1b for '05 (20th overall)

NFL: Rookie ★ Cowboys: Rookie

96

COLLEGE: With an opportunity to bolster the club's defensive front in the 2005 NFL Draft, the Cowboys jumped at the chance to add Marcus Spears to the club with the 20th overall selection. At 294 pounds, Spears automatically becomes one of the biggest defensive linemen on Dallas's roster. But for a big man, he is tremendously athletic, as witnessed by his 34.5 career tackles for losses and 19.0 career sacks at LSU. His career sack total ranks fifth in Tigers annals, while his tackles behind the line of scrimmage rank seventh. He provides the Cowboys with a defensive lineman that has the size and ability to play on the end of the line in a 4-3 or 3-4 alignment, giving the team the versatility to switch between the two formations. Cowboys coaches are looking for Spears to immediately step in and be a playmaker while continuing to show the type of improvement he demonstrated throughout his collegiate career.

2004: Spears put together a career year as a senior, earning first-team All-America honors from the Walter Camp Foundation and American Football coaches Association, second-team All-America honors from *Sports Illustrated*, first-team All-SEC honors and was a semifinalist for the Bednarik Award (nation's top defensive player), Lott Trophy (courage) and Lombardi Award (nation's top lineman). He finished the year tying his career-high in tackles (49) while setting career-highs for tackles for losses (17) and sacks (nine — a figure that ranks fourth in LSU single-season annals). He also recorded 21 quarterback pressures to help the Tigers finish the year third in the country in total defense. Spears kicked off the season by recording five tackles, forcing a fumble, recovering a fumble and deflecting a pass against Oregon State. He returned an interception 35 yards for a touchdown against Mississippi State, then totaled four stops and 1.5 tackles for losses at Georgia. The following week against Troy, he tallied a career-high nine tackles, a career-high 5.5 stops behind the line of scrimmage and a career-high two sacks. Against Alabama, he earned SEC Defensive Lineman of the Week honors after collecting eight tackles and a career-high tying two sacks. He posted four stops, 1.5 sacks and a forced fumble against Mississippi before closing the regular season with a career-high tying nine tackles, a career-high tying two sacks and a pass break-up at Arkansas to garner conference Defensive Lineman of the Week honors once again. Over the final five games of the season, Spears contributed 14 tackles behind the line of scrimmage and eight sacks.

2003: During LSU's magical national championship season, Spears contributed 49 tackles, 23 quarterback pressures, 13 stops for losses, six sacks and six passes defended to earn first-team All-SEC honors. In the second game of the season at Arizona, he contributed three tackles,

three stops for losses and a sack. Two weeks later against Georgia, he posted three stops and a forced fumble. He added four tackles at Mississippi State before beginning a streak of nine consecutive games with a tackle for a loss. He kicked off the streak with five stops, including one for a loss, and a sack against Florida, then totaled a season-high six tackles, including one for a loss, at South Carolina. He tallied three tackles, a tackle for a loss and a sack against Georgia in the SEC Championship Game. Playing against Oklahoma for the national championship in the Sugar Bowl, Spears totaled two tackles, a sack, a tackle for a loss and an interception he returned 20 yards for a touchdown to give the Tigers a 21-7 third quarter advantage in their eventual 21-14 victory.

2002: In his first season as a full-time defensive player, Spears recorded 46 tackles, 16 pressures, 3.5 tackles for losses and three sacks. He opened the season with five tackles, including 1.5 for losses, and a sack at Virginia Tech. He then contributed six stops, including one for a loss, against The Citadel and six more stops against Mississippi State. At Florida, he tallied three tackles, a sack, a tackle for a loss and an interception. He posted two tackles against South Carolina before leaving the game with a left high ankle sprain. He missed the next game at Auburn due to the injury but returned to the playing field at Kentucky to register four tackles. He closed out the regular season with a season-high seven stops at Arkansas. In the SBC Cotton Bowl against Texas, he contributed two tackles and an interception he returned 11 yards.

2001: Spears saw action at tight end, fullback and defensive end as a true freshman, recording two catches for 20 yards on offense and eight tackles, a sack and a stop for a loss on defense while playing in all 12 games. His effort earned him freshman All-SEC honors as a tight end. He caught his first collegiate pass at Kentucky, then caught his second for 19 yards the following week at Mississippi State. Following the Mississippi State game, Spears moved to the defensive side of the ball, where he saw most of his playing time. He registered a season-high three tackles and a quarterback pressure against Middle Tennessee. Two weeks later against Auburn, he posted his first career sack. He closed out his freshman season by contributing a tackle and a pair of pressures against Illinois in the Sugar Bowl.

PERSONAL: Marcus Raishon Spears was one of the mostly highly sought after two-sport athletes in the country following his senior season at Southern University Lab High School in Baton Rouge, La. On the football field, he was rated as the top tight end prospect in America and the third best overall prospect after earning consensus All-America honors. He was named first-team 1A all-state on both sides of the ball following his

senior season, becoming the first player to be honored on both offense and defense in Louisiana since 1991. He finished his final prep campaign with 28 catches for 435 yards and three touchdowns and 245 rushing yards and six touchdowns on offense and 22 tackles for losses.

11.5 sacks and four fumble recoveries on defense. The communication studies major was also one of the nation's top basketball prospects. Spears was actively involved in community service projects during his time at LSU.

SPEARS'S LOUISIANA STATE TOTALS

Year	GP-GS	DEFENSE										INTERCEPTIONS					FUMBLES REC				
		ST	AT	TT	Sks-Yds	Tkl/Ls	QB	Prs	PBU	FF		No	Yds	Avg	Lg	TD	No	Yds	Avg	Lg	TD
2001 LSU	10-0	6	2	8	1.0(-1)	1.0(-1)	2	0	0	0		0	0	0.0	0	0	0	0.0	0	0	0
2002 LSU	12-12	31	15	46	3.0(-8)	3.5(-11)	16	2	0	0		2	29	14.5	18	0	0	0.0	0	0	0
2003 LSU	14-14	32	17	49	6.0(-50)	13.0(-72)	23	6	0	0		1	20	20.0	20	1	0	0.0	0	0	0
2004 LSU	14-14	32	17	49	9.0(-72)	17.0(-96)	21	2	2	2		1	35	35.0	35	1	1	0.0	0	0	0
Totals	50-40	101	51	152	19.0(-131)	34.9(-180)	62	10	2	2		4	84	21.0	35	2	1	0.0	0	0	0

ADDITIONAL STATISTICS

Receiving - 2001 (2 for 20).



ANTHONY THOMAS

Running Back

6'2" ★ 225 ★ 11/7/77

Michigan ★ UFA (Chicago) for '05

NFL: 5th Year ★ Cowboys: 1st Year

32

PRO: With a second-year back and a rookie atop their running back depth chart, the Cowboys were able to add some veteran experience to the group by signing fifth-year back Anthony Thomas on May 3. Thomas comes to Dallas after a four-year career with the Chicago Bears, where he is the franchise's fifth leading all-time rusher with 3,332 yards on 858 carries. He has accumulated 10 career 100-yard games and posted two 1,000-yard rushing seasons, becoming just the fourth running back in Bears history to post a pair of 1,000-yard rushing seasons (Gale Sayers, Walter Payton, Neal Anderson). He is also only the fourth Chicago back to ever lead the team in rushing each of his first three seasons in the NFL (Sayers, Payton, Rick Casares). The former NFL Rookie of the Year is also a threat to catch the ball out of the backfield, hauling in 72 career passes for 509 yards. As an all-around threat, Thomas began his professional career with an NFL record 428 consecutive touches (393 carries, 35 receptions) without a fumble. It is this versatility and consistency that Cowboys coaches hope he can impart to Dallas's young stable of running backs. Thomas was originally selected by Chicago in the second round (38th overall) of the 2001 NFL Draft.

2004: With the signing of free agent Thomas Jones, Thomas moved into the role of secondary ball carrier for the Bears and finished the year second on the team with 404 rushing yards and two touchdowns on 122 carries. His performance moved him into fifth on Chicago's all-time rushing list with 3,332 career yards. He moved into seventh on the Bears all-time rushing list with 15 yards on five carries at Green Bay (9/19). Against San Francisco (10/31), he replaced an injured Jones after the first series and totaled a season-high 144 yards from scrimmage, including 98 rushing yards on 25 carries and 46 receiving yards on four catches - including a career-long 30-yard reception. He started in place of Jones the following week at the N.Y. Giants (11/7) and

rushed for a season-high 110 yards and a career-high tying two scores on 28 carries. Again in the starting role, Thomas carried the ball 29 times for 72 yards at Tennessee (11/14). As a reserve, he recorded a team-high 55 rushing yards on 15 carries while catching a 10-yard pass against Minnesota (12/5). He led the Bears with three catches for 18 yards at Jacksonville (12/12), then rushed for 21 yards on six carries and caught a 19-yard pass against Houston (12/19). He did not play in the final two games of the season.

2003: Despite missing three games, Thomas posted the second 1,000-yard season of his career when he recorded 1,024 rushing yards and six touchdowns on 244 carries with four 100-yard games. He also caught nine passes for 36 yards. After registering 53 yards on 10 carries at Minnesota (9/14), he erupted for 110 yards on 13 carries (8.5 avg.) against Green Bay (9/29). This performance propelled him past the 2,000-rushing yard mark for his career in the third fewest games (29) in Bears history - trailing Payton and Sayers. The following week against Oakland (10/5), he eclipsed the century mark again when he tallied 123 yards on 22 carries (5.6 avg.). He fell just short of a third consecutive 100-yard game at New Orleans (10/12) when he rushed for 96 yards on 21 carries. He missed the next two games with a foot injury, but returned to the playing field against San Diego (11/2) to rush for 111 yards and a career-high two touchdowns on 31 carries. After carrying the ball 21 times for 61 yards at Detroit (11/9), he paced the Bears with 92 yards and a score on 23 carries against St. Louis (11/16), including a 25-yard burst. After accumulating 60 yards on 21 carries at Denver (11/23), he missed the game against Arizona (11/30) due to illness. He returned to the field at Green Bay (12/7) and ran for 22 yards on nine carries. The following week against Washington (12/21), he carried the ball a season-high 32 times for a season-high 141 yards and a touchdown, marking the fourth best rushing game of

his career. He closed out the season at Kansas City (12/28) with a team-high 61 yards on 16 carries to push him past the 1,000-yard mark for the season.

2002: Coming off an award-winning rookie campaign, Thomas started the first 12 games of the season and rushed for 721 yards and six scores on 214 carries before fracturing his left index finger at Green Bay (12/1) and being placed on injured reserve. He also finished the season third on the team with a career-high 24 receptions for 163 yards. He made his first career season opening start against Minnesota (9/8) and gained 45 rushing yards and scored a touchdown on 19 carries while catching four passes for 22 yards. The following week at Atlanta (9/15), he accounted for 84 rushing yards and a score on 26 carries and 26 receiving yards on two receptions. He ran for a season-high 111 yards on 27 carries against New Orleans (9/22) while catching four passes for 27 yards. Thomas ran for 92 yards and a score on 26 carries at Detroit (10/20) while also contributing three receptions. In the Lions game, he put the ball on the ground three times – losing two – to snap his NFL record of 428 consecutive touches (393 carries, 35 receptions) without a fumble – extending over the first 20 games of his career. He posted 52 rushing yards on 16 carries and 52 receiving yards on four catches against Philadelphia (11/10) before running for 99 yards and a score on 21 totes against New England (11/10). He had posted 26 yards on four carries (6.5 avg.) in the first quarter at Green Bay (12/1) before breaking his left index finger. Because of the injury, he was placed on injured reserve, forcing him to miss the final four games of the season.

2001: Thomas was selected in the second round (38th overall) of the NFL Draft by Chicago, then put together the best rushing season by a Chicago rookie running back in team history when he rushed for 1,183 yards and seven touchdowns on 278 carries. Only three other Bears rushers have run for more yards in a season (Payton, Sayers, Anderson). He also caught 22 passes for 178 yards, helping set an NFL record for most touches by a rookie (300) without a fumble. His performance earned him NFL Rookie of the Year honors from *Sports Illustrated*, All-Rookie honors from *Pro Football Weekly* and rookie recipient of the Brian Piccolo Award. He injured his right knee in the preseason opener against Cincinnati (8/4) and missed the final three preseason games. He returned to the playing field and made his NFL debut in the season opener at Baltimore (9/9), posting nine yards on three carries. He made his first career start the next week against Minnesota (9/23) and caught an eight-yard pass. He accounted for 57 rushing yards and a score on 11 carries the next week at Atlanta (10/7) before rushing for 58 yards on 11 carries against Arizona (10/14). At Cincinnati (10/21), he totaled 188 yards and a touchdown on 22 carries (8.5 avg.) to set a Bears single-game rookie rushing record. His performance against the Bengals also marked the third highest rushing output of the season in the NFL. He recorded his second consecutive 100-yard effort the following week against San Francisco (10/28) when he rushed for 127 yards and a touchdown on 27 carries (4.7 avg.). He also caught two passes for nine yards and scored a two-point conversion with 0:26 remaining in the game to force overtime in the Bears eventual 37-31 victory.

He then accounted for 167 total yards from scrimmage against Cleveland (11/4) when he rushed for 96 yards and a score on 31 carries and posted a career-high 71 receiving yards on a career-high six catches. Thomas carried the ball 22 times for 45 yards and caught five passes for 45 yards against Green Bay (11/11). He missed games at Minnesota (11/25) and against Detroit (12/2) after straining a hamstring. He returned to the field and the starting lineup at Green Bay (12/9) to account for 54 yards and a touchdown on 15 carries. The following week against Tampa Bay (12/16), Thomas carried the ball 31 times for 173 yards and a touchdown, marking the second best rushing performance of his career. After accumulating a team-high 82 rushing yards on 24 carries at Washington (12/23), he surpassed the 1,000-yard mark for the season when he ran for 76 yards on 25 carries at Detroit (12/30). He then closed out the regular season against Jacksonville (1/6/02) by rushing for 160 yards (third best career total) and a touchdown on a career-high 33 carries (4.8 avg.), moving him past Rashaan Salaam's team rookie rushing yards record of 1,074. Two weeks later, Thomas was held to 36 rushing yards on 15 carries and an 11-yard reception in the Bears divisional playoff loss against Philadelphia (1/19/02).

COLLEGE: Thomas rewrote the Wolverines record book during his four seasons at Michigan, including establishing school records for career carries (924), rushing yards (4,472) and rushing touchdowns (55). He also caught 84 passes for 810 yards and a score and returned 31 kickoffs for 720 yards. His 6,002 career all-purpose yards rank second in UM history. As a senior, he earned All-Big Ten, second- and third-team All-America honors and was a semifinalist for the *Football News* Player of the Year and the Doak Walker Award (given annually to the nation's top running back) after rushing for 1,733 yards and 18 touchdowns on a school record 319 carries and catching 17 passes for 271 yards and a score. His 2,004 all-purpose yards made him the first player in Michigan history to account for more than 2,000 total yards in a single season. He was then voted the MVP of the Citrus Bowl, his second such honor (sophomore season). He was named second-team All-Big Ten as a junior after rushing for 1,297 yards and 17 scores on 301 carries while starting every game. He was named *The Sporting News'* Breakout Player of the Year as a sophomore after posting 891 yards and 15 touchdowns on 166 carries. He was also named the MVP of the Citrus Bowl. As a freshman, he carried the ball 137 times for 549 yards and five touchdowns while catching 22 passes for 219 yards and returning eight kickoffs for 200 yards (25.0 avg.).

PERSONAL: Thomas was a first-team All-America selection and was rated the second-best prep running back in the country by *Prep Football Report* after closing out his career at Winfield, La., High School. While starting four years at tailback, he gained 7,594 rushing yards and 93 touchdowns on 913 carries. He also set the state record with 106 total career touchdowns. Thomas – who was also the team's place-kicker – was a starter on the basketball team and lettered four times as a member of the track team. He graduated from Michigan with a degree in sports management and communications. He and his wife, Hayley, have a daughter, Alexis.

THOMAS'S NFL TOTALS

Year Team	GP-GS	RUSHING					RECEIVING				
		No	Yds	Avg	Long	TD	No	Yds	Avg	Long	TD
2001 Chicago.....	14-10	278	1,183	4.3	46	7	22	178	8.1	23	0
2002 Chicago.....	12-12	214	721	3.4	34	6	24	163	6.8	19	0
2003 Chicago.....	13-13	244	1,024	4.2	67t	6	9	36	4.0	9	0
2004 Chicago.....	12-2	122	404	3.3	41t	2	17	132	7.8	30	0
Totals.....	51-37	858	3,332	3.9	67t	21	72	509	7.1	30	0
Playoffs											
2001 Chicago.....	1-1	15	36	2.4	6	0	1	11	11.0	11	0

THOMAS'S GAME-BY-GAME RUSHING & RECEIVING

	RUSHING					RECEIVING				
	No	Yds	Avg	Long	TD	No	Yds	Avg	Long	TD
L-@ Baltimore 9/9.....	3	9	3.3	5	0					
W-Minnesota 9/23.....	0	0	0.0	-	0	1	8	8.0	8	0
W-@ Atlanta 10/7.....	11	57	5.2	32	1					
W-vs. Arizona 10/14.....	11	58	5.3	19	0					
W-@ Cincinnati 10/21.....	22	188	8.5	46	1					
W-San Francisco 10/28.....	27	127	4.7	19	1	2	9	4.5	6	0
W-Cleveland 11/4.....	31	96	3.1	11	1	6	71	11.8	23	0
L-Green Bay 11/11.....	22	45	2.1	12	0	5	45	9.0	20	0
W-@ Tampa Bay 11/18.....	23	58	2.5	9	0	1	10	10.0	10	0
W-@ Minnesota 11/25.....		Inactive-Hamstring								
W-Detroit 12/2.....		Inactive-Hamstring								
L-@ Green Bay 12/9.....	15	54	3.6	19	1	4	20	5.0	9	0
W-Tampa Bay 12/16.....	31	173	5.6	25	1	1	5	5.0	5	0
W-@ Washington 12/23.....	24	82	3.4	16	0	1	-1	-1.0	-1	0
W-@ Detroit 12/30.....	25	76	3.0	13	0					
W-Jacksonville 1/06/02.....	33	160	4.8	34	1	1	11	11.0	11	0
Totals.....	278	1,183	4.3	46	7	22	178	8.1	23	0
Playoffs										
L-Philadelphia 1/19/02.....	15	36	2.4	6	0	1	11	11.0	11	0
2002 (Chicago)										
W-Minnesota 9/8.....	19	45	2.4	11	1	4	22	5.5	9	0
W-@ Atlanta 9/15.....	26	84	3.2	11	1	2	26	13.0	19	0
L-New Orleans 9/22.....	27	111	4.1	24	0	4	27	6.8	9	0
L-@ Buffalo 9/29.....	23	48	2.1	5	0	2	11	5.5	6	0
L-Green Bay 10/7.....	15	45	3.0	8	0	1	2	2.0	2	0
L-@ Detroit 10/20.....	26	92	3.5	11	1	3	5	1.7	3	0
L-@ Minnesota 10/27.....	9	18	2.0	9	0	1	3	3.0	3	0
L-Philadelphia 11/3.....	16	52	3.3	10	1	4	52	13.0	19	0
L-New England 11/10.....	21	99	4.7	34	1	1	4	4.0	4	0
L-@ St. Louis 11/18.....	14	61	4.4	17	1					
W-Detroit 11/24.....	14	40	2.9	7	0	1	11	11.0	11	0
L-@ Green Bay 12/1.....	4	26	6.5	26	0	1	0	0.0	0	0
L-@ Miami 12/9.....		Injured Reserve-Finger								
W-N.Y. Jets 12/15.....		Injured Reserve-Finger								
L-@ Carolina 12/22.....		Injured Reserve-Finger								
L-Tampa Bay 12/29.....		Injured Reserve-Finger								
Totals.....	214	721	3.4	34	6	24	163	6.8	19	0
2003 (Chicago)										
L-@ San Francisco 9/7.....	6	15	2.5	4	0	1	4	4.0	4	0
L-@ Minnesota 9/14.....	10	53	5.3	34	0					
L-Green Bay 9/29.....	13	110	8.5	67t	1	2	4	2.0	6	0
W-Oakland 10/5.....	22	123	5.6	20	0					
L-@ New Orleans 10/12.....	21	96	4.6	18	0					
L-@ Seattle 10/19.....		Inactive-Foot								
W-Detroit 10/26.....		Inactive-Foot								
W-San Diego 11/2.....	31	111	3.6	15	2					
L-@ Detroit 11/9.....	21	61	2.9	17	0					
L-St. Louis 11/16.....	23	92	4.0	25	1					
W-@ Denver 11/23.....	21	60	2.9	9	0					
W-Arizona 11/30.....		Inactive-Illness								
L-@ Green Bay 12/7.....	9	22	2.4	9	0					
W-Minnesota 12/14.....	19	79	4.2	23	1	2	10	5.0	9	0
W-Washington 12/21.....	32	141	4.4	16	1	2	11	5.5	8	0
L-@ Kansas City 12/28.....	16	61	3.8	20	0	2	7	3.5	4	0
Totals.....	244	1,024	4.2	67t	6	9	36	4.0	9	0

THOMAS'S GAME-BY-GAME RUSHING & RECEIVING (cont.)

	RUSHING					RECEIVING				
	No	Yds	Avg	Long	TD	No	Yds	Avg	Long	TD
L-Detroit 9/12	3	13	4.3	6	0	0	0	0.0	—	0
W-@ Green Bay 9/19	5	15	3.0	8	0	0	0	0.0	—	0
L-@ Minnesota 9/26	2	2	1.0	6	0	0	0	0.0	—	0
L-Philadelphia 10/3	Did Not Play					Did Not Play				
L-Washington 10/17	1	1	1.0	1	0	0	0	0.0	—	0
L-@ Tampa Bay 10/24	5	17	3.4	10	0	2	4	2.0	3	0
W-San Francisco 10/31	25	98	3.9	28	0	4	46	11.5	30	0
W-@ N.Y. Giants 11/7	28	110	3.9	41	2	1	5	5.0	5	0
W-@ Tennessee 11/14	29	72	2.5	9	0	3	10	3.3	6	0
L-Indianapolis 11/21	Did Not Play					Did Not Play				
L-@ Dallas 11/25	3	0	0.0	0	0	2	20	10.0	11	0
W-Minnesota 12/5	15	55	3.7	17	0	1	10	10.0	10	0
L-@ Jacksonville 12/12	0	0	0.0	—	0	3	18	6.0	11	0
L-Houston 12/19	6	21	3.5	13	0	1	19	19.0	19	0
L-@ Detroit 12/26	Did Not Play					Did Not Play				
L-Green Bay 1/2/05	Did Not Play					Did Not Play				
Totals	122	404	3.3	41	2	17	132	7.8	30	0



BRUCE THORNTON

Cornerback

5'10" ★ 195 ★ 1/31/80

Georgia ★ D-4 for '04 (21st overall)

NFL: 2nd Year ★ Cowboys: 2nd Year

25

PRO: Bruce Thornton's rookie campaign came to an end just as it was beginning. Halfway through his first NFL game, he suffered a torn anterior cruciate ligament in his right knee and was lost for the season. Selected in the fourth round (121st overall) of the 2004 NFL Draft, Thornton proved to be a versatile athlete as a return and coverage man on special teams while working in the nickel defense at cornerback in preseason action. With a training camp and year of work in the weight room under his belt, Thornton should help solidify the Cowboys secondary depth this fall.

2004: Thornton was making a name for himself as a rookie, leading the team in special teams tackles during preseason action while also working behind Pete Hunter at right cornerback. After being inactive the first four weeks of the season, he earned a spot in the line-up as a member of the nickel defense against the N.Y. Giants (10/10) after Hunter was lost for the season with a knee injury at Washington (9/27). He broke up a pass and returned two kickoffs for 43 yards before tearing the ACL in his right knee late in the second quarter of his first NFL game. He was placed on injured reserve Oct. 12 and underwent surgery on Nov. 2 to repair the knee.

COLLEGE: A three-year starter, Thornton finished his collegiate campaign with 129 tackles, including eight for losses, 21 passes defended and four interceptions. He also gained 230 yards

and three touchdowns on 47 carries playing tailback as a freshman. Thornton added 404 yards on 22 kickoff returns (18.4 avg.). As a senior captain, he started 13 games and finished seventh on the squad with 54 tackles, broke up eight passes and posted two interceptions. As a junior, Thornton was named the team's most improved defensive back and was a key contributor in the Bulldogs defense as they posted a 10-1 record, including the SEC title and a Sugar Bowl victory over Florida State where he returned an interception 71 yards for a score — the second longest interception return in school history. Thornton saw time in every game as a sophomore after making the transition to defense from tailback. He started the first nine games at weak-side cornerback and recorded 32 tackles and broke up seven passes. As a redshirt freshman, Thornton made his collegiate debut as a tailback, carrying the ball 47 times for 230 yards (4.9) and three touchdowns and returned 22 kickoffs for 404 yards (18.4).

PERSONAL: Thornton, a child and family development major, was named to the Super Southern 100 and Super Eleven lists as a three-year starting running back and four-year letterman at La Grange, Georgia, High School. He earned Super Prep All-America honors as he amassed 4,541 yards on 560 attempts through his prep career. As a senior, he rushed for 1,920 yards and 28 touchdowns while adding 932 return yards and 12 blocked kicks.

B. THORNTON'S COWBOYS TOTALS

Year	GP-GS	DEFENSE			Tkl/ Ls	QB Prr	PBU	FF
		ST	AT	TT				
2004 Dallas	1-0	0	0	0	0(0)	0	1	0

Year Team	KICKOFF RETURNS				
	No	Yds	Avg	Long	TD
2004 Dallas	2	43	21.5	24	0



KALEN THORNTON



Linebacker

6'3" ★ 245 ★ 5/12/82

Texas ★ FA for '04

NFL: 2nd Year ★ Cowboys: 2nd Year

53

PRO: Kalen Thornton signed with Dallas as a rookie free agent in 2004, then proceeded to impress the coaching staff with his play making ability in preseason. As one of only a few non-drafted rookies to play for Dallas last year, Thornton provides the Cowboys a player with the speed and ability to come off the edge from a stand-up position or with his hand on the ground. This allowed him to contribute as a nickel pass rusher and gives him the flexibility to expand his role in 2005 as the team uses more 3-4 defensive alignment. The experience he gained last fall will come in handy as he battles for playing time and continues his excellent play on special teams.

2004: After an impressive training camp, Thornton became the only rookie free agent to make the Cowboys opening day roster. He saw action in all 16 games and recorded eight tackles. He was also a standout on special teams, finishing the season with 13 special teams stops and helping man the NFL's top ranked kickoff coverage unit. He tied for the team lead with three special teams tackles against Cleveland (9/19) as the Browns were held to 21 yards on three kickoff returns. He also had a quarterback pressure as a defensive end in nickel pass rush that forced Jeff Garcia to throw an interception to Pete Hunter. Thornton tied for the team lead with two special teams stops at Washington (9/27) while helping limit Chad Morton to a 6.0-yard average on three punt returns. Thornton recorded his first career defensive tackle against Pittsburgh (10/17) working at end in third down situations. At Green Bay (10/24), he registered a special teams stop on kickoff coverage and forced a fumble on the play. He saw considerable action at outside linebacker in the 3-4 alignment against Philadelphia (11/15) and tallied two tackles while tying for the team lead with two special teams stops. He suffered a concussion early at Seattle (12/6) that forced him from the game, but he returned to the playing field the following week against New Orleans (12/12) to post a special teams stop as the Saints were limited to a 16.5-yard average on four kickoff returns. He put together the best statistical game of his rookie year at Philadelphia (12/19) when he totaled a career-high five tackles while helping limit Donovan McNabb to 208 net passing yards and a 62.0 quarterback rating with two interceptions.

COLLEGE: Thornton finished his career at Texas with 145 tackles, 74 quarterback pressures, 33

stops for losses and 14 sacks playing as a defensive end. As a senior, Thornton was named honorable mention All-Big 12 and Texas' Outstanding Defensive End after totaling 51 tackles, 21 quarterback pressures, nine tackles for losses, six pass deflections and four sacks. Despite missing three games due to injury as a junior, Thornton finished the season with 28 stops, 14 pressures, five tackles for losses, 2.5 sacks and a blocked extra point. As a sophomore, he earned honorable mention All-Big 12, Verizon Academic All-District VI and Academic All-Big 12 honors after recording 44 tackles, a team-high 20 pressures, 11 tackles for losses and four sacks as part of the top ranked defense in college football. He also shared UT's Joseph W. Moore Award, given to the player that shows the greatest tenacity. As a freshman, Thornton earned Freshman All-America honors and the team's Outstanding Defensive Newcomer Award after finishing with 32 tackles, 20 quarterback pressures and 3.5 sacks.

PERSONAL: Kalen Bruce Thornton helped lead St. Mark's High School in Dallas to a 26-3 record and a league title during his three years of prep football. He was named the team's Defensive Player of the Year as a senior after posting 86 tackles and 16 sacks. He was the team's fullback as a junior and sophomore, earning the team's Offensive Player of the Year award as a junior. He also earned three letters in basketball and track. The business major was a two-time member of the Athletic Director's Honor roll at Texas and earned a spot on the Fall 2000 Big 12 Commissioner's Honor Roll. He received the St. Mark's Community Service Award as a senior and was active in Texas's community service program. He was part of the Cowboys 2004 Rookie Club - a program designed to introduce rookie team members to community service in the Dallas area. He and his fellow rookie teammates participated in visits to various non-profit organizations serving children and adults, including the NFL Play It Smart program at Dallas's Lincoln High School, Child-CareGroup, NFL United Way Hometown Huddle and The Salvation Army. Kalen's father, Bruce, was a defensive lineman with the Dallas Cowboys (1979-81) and St. Louis Cardinals (1982) of the NFL and the Denver Gold and Chicago Blitz of the USFL. Thornton and his father are only the second father-son combo to play for the Cowboys, joining Jake (1964-65) and Craig (1991) Kupp.

K. THORNTON'S COWBOYS TOTALS

Year Team	GP-GS	DEFENSE					Tkl/ Ls	QB Prs	PBU FF
		ST	AT	TT	Sks- Yds				
2004 Dallas	16-0	6	2	8	0.0(0)		0(0)	1	0 0

Year Team	SPECIAL TEAMS									
	Solo	Ast	Tot	FF	FR	BP	BFG	BXP		
2004 Dallas	6	7	13	1	0	0	0	0	0	0

SINGLE-GAME BESTS
Tackles - 5 @ Philadelphia, 12/19/04
Special Teams Tackles - 3 vs. Cleveland, 9/19/04



TORRIN TUCKER

Tackle

6'6" ★ 315 ★ 12/25/79

Southern Mississippi ★ FA for '03

NFL: 3rd Year ★ Cowboys: 3rd Year

77

PRO: Torrin Tucker was considered one of the top collegiate offensive linemen in the country to go undrafted when the Cowboys signed him as a rookie free agent in 2003. Tucker then proved through hard work and determination that he had the ability to play in the National Football League. After a year learning the nuances of playing offensive line in the NFL – and making the transition from guard to tackle – he moved into the starting lineup in 2004. Entering his third year with 14 NFL starts under his belt, Tucker gives the Cowboys a proven commodity who has evolved into a solid player at right tackle.

2004: After making the switch from guard to tackle and playing in seven games as a rookie, Tucker kicked off his sophomore season as the Cowboys starting right tackle. His work there helped protect Vinny Testaverde so that he could throw for the third most passing yards (3,532) in club history. In the season opener at Minnesota (9/12) in only his second NFL start, Tucker's blocking helped Dallas rack up 423 yards of offense while allowing only one sack in 52 pass plays. The Cowboys racked up a season-high 441 total yards the following week against Cleveland (9/19) as the line gave up one sack in 36 pass plays. Testaverde had time to throw for 322 yards against the Browns, marking only the second time in team history a Dallas quarterback had thrown for over 300 yards in back-to-back games. After surrendering one sack in 30 pass plays at Washington (9/27), the Cowboys line opened holes for 166 rushing yards (5.5 avg.) – the second best total of the season – against the N.Y. Giants (10/10). At Green Bay (10/24), the line allowed two sacks in 38 pass plays as Testaverde threw for 308 yards – tying the club record with his third 300-yard passing day of the season. Tucker and his cohorts opened holes for Eddie George to run for 99 yards against Detroit (10/31) while also protecting Testaverde so that he could complete 79.2% (19-of-24) of his passes. The Lions, who entered the game with the league's top ranked defensive unit in sacks-per-pass play, were held to one sack in 25 pass plays. Tucker and company surrendered one sack in 31 pass plays at Cincinnati (11/7) before allowing only a single sack in 31 pass plays against Philadelphia (11/15), the third ranked defense in sacks-per-pass play. Against Chicago (11/25) on Thanksgiving Day, Tucker and the line paved the way for Julius Jones to rush for 150 yards, tying the then second-best mark ever by a rookie running back in club history. The following week at Seattle (12/6), the Cowboys line opened holes for Jones to run for 198 yards, the third best rushing day in franchise history and the second best day ever by a Cowboys rookie. It also marked the first back-to-back 100-yard rushing games for a Dallas back since Emmitt Smith topped 100-yards in back-to-back games in December of 2001. Jones also ran for three scores in the Cowboys 43-39 come-from-behind victory over

the Seahawks, the first time a Dallas back scored three rushing touchdowns since Smith turned the trick against Minnesota on Nov. 26, 1998. Following the Seattle game, Kurt Vollers moved into the right tackle spot as Tucker was declared inactive for the final three games of the season.

2003: After signing with the Cowboys as a rookie free agent, Tucker was released at the end of training camp and immediately signed to Dallas's practice squad. He remained there for the first month of the season before moving to the active roster Oct. 1. He was inactive for the next four games before making his NFL debut against Washington (11/2) when he stepped in at right tackle for Vollers, who moved to left tackle when Flozell Adams was injured in the second quarter. Tucker remained in the game after Adams returned and helped the Dallas offense rack up 400 yards of total offense, including 208 yards on the ground. He again saw action at right tackle in place of Vollers against Buffalo (11/9), but was inactive at New England (11/16). Against Carolina (11/23), Tucker took over at right tackle midway through the first quarter after Vollers suffered a low back contusion. His play helped hold Panthers defensive end Julius Peppers to two tackles and no sacks over the final three quarters of the game. Tucker earned his first NFL start on Thanksgiving Day against Miami (11/27) in place of the injured Vollers and helped provide Quincy Carter time to throw for 288 yards. When Vollers returned to action at Philadelphia (12/7), Tucker saw limited action on special teams. He again saw special teams action against the N.Y. Giants (12/21) before being active but not playing in the regular season finale at New Orleans (12/28). He made his postseason debut in an NFC Wild Card Playoff Game at Carolina (1/3/04).

COLLEGE: Tucker closed out his collegiate career as one of the top guards in the country. His performance along the Southern Miss offensive line led the way for Derrick Nix to rush for 1,194 yards and 11 touchdowns. As a junior, Tucker started all 11 games and was the cornerstone of an offensive line that helped the Golden Eagles average 340.0 total yards-per-game. Tucker started all 11 games as a sophomore while anchoring an offensive line that was instrumental in Southern Miss averaging 323.8 total yards-per-game.

PERSONAL: Tucker earned second-team all-state honors from *The Clarion-Ledger* while being selected to the all-district team and being named the district's Most Valuable Defensive Lineman as a senior at Southwest Lauderdale High School in Meridian, Miss. During his final prep campaign, he recorded 87 tackles and scored touchdowns on a blocked punt and a fumble return. The sports administration major made the Dean's List as a junior and senior at Southern Mississippi. As a rookie in 2003, Tucker was a member of the Cowboys Rookie Club – a program designed to

introduce rookie team members to community service in the Dallas area. In 2004, Tucker continued his work in the community and participated in the Rookie Club Alumni visit to ChildCareGroup to carve pumpkins with 140 preschool children from low income families and in The Salvation

Army Angel Tree Program – which provides Christmas gifts to underprivileged children. Tucker also spent time in the community during the 2005 offseason attending the team's annual NFL Draft Day party hosted in appreciation for the Cowboys loyal fans.

TUCKER'S COWBOYS TOTALS

GAMES/STARTS (regular season, playoffs): 2003 (7/1, 1/0), 2004 (13/13). Totals – 20/14, 1/0.



KURT VOLLERS

Tackle

6'7" ★ 315 ★ 4/4/79

Notre Dame ★ FA for '02

NFL: 4th Year ★ Cowboys: 4th Year

78

PRO: With a solid blend of athleticism, versatility and desire, Kurt Vollers has displayed the ability to play offensive line in the NFL at a high level. After gaining valuable playing experience the last two seasons, Vollers is equipped to make a big push toward a full-time position in 2005. He has seen action at both tackle spots since arriving in Dallas in 2003, while making 12 starts at right tackle during the past two seasons. It was this versatility and his size that excited coaches when they signed him off the Indianapolis Colts practice squad on Oct. 22, 2002. Nagging injuries to right tackle Ryan Young in 2003 pushed Vollers into the fire as a starter. He also had the opportunity to show off his versatility in 2003 as he saw reserve time at left tackle as well. The 2004 season saw him in new roles as a blocking tight end and on special teams before moving into the starting lineup at right tackle late in the season. He will need to build on this momentum as he battles for the right tackle spot again in 2005.

2004: Vollers saw playing time as a blocking tight end and on special teams before starting the final three games at right tackle. He saw action on special teams in the season opener at Minnesota (9/12) after Tyson Walter and Andre Gurode went down with injuries. In nine of the next 12 games, Vollers saw limited action on special teams and as a tight end in blocking situations. He got his big break at Philadelphia (12/19) when he moved into the starting right tackle spot in place of Torrin Tucker. In his first start of the year, he limited Jevon Kearse to one tackle while helping pave the way for Julius Jones to record his fifth consecutive game with more than 80 rushing yards. He started the following week against Washington (12/26) and again in the season finale at the N.Y. Giants (1/2/05), helping open holes for Jones to rush for 149 yards and a touchdown on 29 carries (5.1 avg.). Vollers and his line mates also allowed Vinny Testaverde time to complete 23-of-30 passes (76.7%) against the Giants to register a season-high 109.2 quarterback rating.

2003: After seeing limited action in the opener against Atlanta (9/7), and being inactive at the N.Y. Giants (9/15), Vollers was thrust into the starting role at right tackle at the N.Y. Jets (9/28). While stepping in for Young, Vollers earned his first NFL start and played a key role in Dallas accumulating 202 rushing yards, including 127 yards by Troy Hambrick to mark the team's first 100-yard rushing game of the year. At Detroit

(10/19), Vollers saw action at right tackle after Young suffered a stinger on the opening touchdown drive of the third quarter (Young returned later in the game). As a unit, the Dallas line gave up just one sack in 28 pass plays while the running game picked up 134 yards and helped the Cowboys control the clock for 37:21. In the 21-14 win over Washington (11/2), Vollers started at right tackle in place of Young (knee), and displayed his versatility by moving to left tackle for Flozell Adams (shoulder injury) after Adams was sidelined briefly in the second quarter. Vollers earned his third start of the season at right tackle for Young against Buffalo (11/9), and his work helped allow Quincy Carter to be sacked just once in 33 pass attempts. At New England (11/16), Vollers took over at right tackle for Young in the third quarter and helped limit the Patriots to one sack in 37 pass plays. In the pivotal win over Carolina (11/23), he started at right tackle, but suffered a low back contusion mid-way through the first quarter and saw limited action the rest of the way. That injury forced him to miss the Thanksgiving Day game against Miami (11/27). He returned to the starting lineup at right tackle at Philadelphia (12/7) and was part of an offensive line that led the way for 150 rushing yards. At Washington (12/14), as the starting right tackle, Vollers was part of a line that paved the way for Hambrick's 189 rushing yard day, the then third best single-game performance in club history. In the playoff clinching win over the N.Y. Giants (12/21), he helped Dallas rush for 104 yards, the 10th 100-yard day of the season, while giving Carter time to throw for 240 yards. At New Orleans (12/28), he earned his sixth start in the final eight weeks at right tackle, and his pass blocking allowed Carter to throw a career-high 47 times for 290 yards.

2002: Vollers signed with the Indianapolis Colts as a rookie free agent but was released at the end of training camp. He immediately signed to the Colts practice squad, where he remained until signing with Dallas on Oct. 22. He was active but did not play in his first four games with Dallas. He took over at left tackle for Adams (ankle) in the second quarter against Washington (11/28). He was active but did not play in games against San Francisco (12/8), at the N.Y. Giants (12/15) and in the season finale at Washington (12/29).

COLLEGE: As a senior, Vollers earned All-Independent honors from collegefootball

STAFF

TORRIN TUCKER

2004 SEASON

RECORDS

PLAYOFF RECORDS

HISTORY

SIDELINES

news.com after starting all 11 games – nine at right tackle and two at right guard – for the Irish and helping to clear a path for 188.2 rushing yards-per-game. He started 12 games as a junior, including the Tostitos Fiesta Bowl, helping Notre Dame finish the season 14th in the country in rushing (213.5 yards-per-game) and 17th in passing efficiency. As a sophomore, Vollers saw action in every game on special teams while seeing time with the offense in seven games. He earned the starting nod at left tackle for the final three games of the season after the season-ending injury to starter Jordan Black. As a redshirt freshman, Vollers made the switch from the defensive line to the offensive line in preseason practices. He made his offensive debut at guard against Navy, his only playing time of the season.

PERSONAL: Vollers was a *USA Today* honorable mention All-America and was rated as one of the top prep recruits in the country following his senior season at Servite High School in Whittier, Calif. – the same high school as former Cowboys quarterback Steve Beurlein. He helped lead

Servite to league titles as a junior and senior, posting 29 tackles and eight sacks during his senior campaign. The sociology major also earned two letters in track – winning the league shot put and discus titles as a junior – two letters in basketball and one letter in baseball. When Vollers signed with Dallas in 2002, he became a member of the Cowboys Rookie Club, a program designed to introduce rookies to community service. The rookies made visits to and spent time with children at Children's Medical Center of Dallas, ChildCareGroup, North Texas Hospital for Children for Operation Paint Fest and work with The Salvation Army Angel Tree Program. Since then, he has maintained his community involvement. Vollers attended a special screening of the movie *Radio* hosted by the Cowboys for 400 youth from non-profit agencies and, in the 2004 offseason, served as a celebrity football coach at the Cowboys Let Us Play! Sports Camp for 150 girls from non-profit agencies in the Dallas area. He also played in the Harvest Christian Academy Charity Golf Tournament.

VOLLERS'S COWBOYS TOTALS

GAMES/STARTS (regular season, playoffs): 2002 (1/0), 2003 (14/9, 1/1), 2004 (13/3). Totals – 28/12, 1/1.



TYSON WALTER

Guard/Center

6'4" ★ 303 ★ 3/17/78

Ohio State ★ D-6a for '02 (179th overall)

NFL: 4th Year ★ Cowboys: 4th Year

71

PRO: Versatility is critical for success in the NFL on the offensive line, and Tyson Walter has earned his way with the Cowboys for his ability to perform several roles. Walter, an offensive tackle at Ohio State has answered the call with productivity at center and guard for the Cowboys over the last three years. A strong drive blocker with solid quickness and intelligence, he now has experience performing at every offensive line position in either college or the pros. After starting 49 games in his collegiate career, Walter was thrown into the fire mid-way through his rookie year at center. He has quickly established himself as an important component in the depth and versatility of the Cowboys offensive line, displaying solid athletic ability for a man of his size while also possessing toughness and a rare level of intelligence as evidenced by his ability to make the calls on the offensive line as a starting center in the NFL. Walter came to the NFL with a high level of competitive maturity after spending six years in one of the nation's premier collegiate programs. Walter was a very consistent performer for four seasons at left tackle, where he capably inherited the responsibility of replacing All-America Orlando Pace, who was taken by the Rams with the first overall pick in the 1997 NFL Draft. Walter was the first of three Dallas sixth round draft choices in 2002 (179th overall). He underwent surgery to repair a fractured wrist on Jan. 3 which limited some of his participation in offseason work.

2004: As a third-year pro, Walter saw action in 13 games with one start at center in the season

opener at Minnesota (9/12). After helping the Dallas offense put together two solid opening drives (nine-plays, 67 yards and 20 plays; 53 yards), he suffered a sprained left knee midway through the second quarter and did not return. The injury forced him out of the win over Cleveland (9/19) one week later. Walter returned to action in the Monday night win at Washington (9/27) but his work was limited to special teams action. In the loss to the Giants (10/10), he split time at center with Al Johnson (alternating quarters) as the line allowed the Dallas running game to rack up 166 rushing yards on the day (5.5 yards-per-carry). He was inactive the following two weeks in losses to Pittsburgh (10/17) and at Green Bay (10/24). At Baltimore (11/21), Walter took over for Andre Gurode midway through the fourth quarter when Gurode bruised his knee. In the Thanksgiving Day win over Chicago (11/25), he took over at right guard on the third play of the game after Gurode sprained his left knee. In that game, Walter was part of a line that led the way for Julius Jones to rush for 150 yards. It was the first 100-yard rushing performance of the season by a Dallas back, and tied the then second-best mark ever by a rookie back for Dallas. In the next four games, he saw mostly special teams action. In the season finale at the N.Y. Giants (1/2/05), Walter suffered a fractured left wrist while blocking on the kickoff return team in the first half and he was unable to return.

2003: Walter saw action in every game for the Cowboys. Early in the season, he saw considerable time spelling Larry Allen at left guard as the

Cowboys rolled out to a 7-2 start on their way to a 10-6 record and a wild card playoff berth. The offensive line helped generate enough holes in the running game and protection in the passing game for Dallas to vault from 31st in the league in total offense in 2002 to 15th in 2003. Walter saw second quarter action for Allen at left guard in the season opener against Atlanta (9/7). He also took over for Allen against Arizona (10/5), but Allen returned in the second half. Walter was again called on to work at left guard at Tampa Bay (10/26) when he moved into the lineup midway through the third quarter. Walter helped the Dallas offense rack up 400 yards of total offense, including 208 rushing against Washington (11/2) when he replaced Allen who was troubled with a sprained knee. The Cowboys pass protection allowed just one sack in 34 pass plays and that came on a busted flea-flicker. Moving to center at Washington (12/14), Walter saw some third quarter work for Matt Lehr. In the Cowboys wild card playoff game at Carolina (1/3/04), Walter recorded a seven-yard return on a squibbed kickoff in his postseason debut.

2002: Walter was sidelined for almost all of training camp with a high left ankle sprain that he suffered on Aug. 4. Yet, he showed enough promise and tenacity in limited two-a-day drills to earn a roster spot. The injury, however, forced him to be inactive for the first four games of the season. Walter returned to limited practice work on Sept. 25 and was active, but did not play, in the loss to the N.Y. Giants (10/6). He saw his first NFL action in the following week's win over Carolina (10/13) when he took over at center for Lehr midway through the second quarter. Walter helped Dallas rush for 138 yards and a 5.8 yard-per-carry average against the Panthers while playing a key role in the two decisive fourth quarter touchdowns that sparked the thrilling comeback from behind win. In the loss to Seattle (10/27), Walter saw limited first quarter action at center for Andre Gurode (ankle injury) and then at right guard on the final drive when Solomon Page moved to right tackle for Javier Collins (knee injury). Walter earned his first NFL starting assignment at center at Detroit (11/3) as Gurode moved to right guard. In answering the starting call, Walter became the second rookie to start at center – along with Gurode – for Dallas in 2002. In the loss at Indianapolis (11/17), Walter earned his second straight start at center, and he held the job for the remainder of the season. In Dallas's win over Jacksonville (11/24), Walter was a part of a line that helped provide time for Hutchinson to throw for 301 yards and opened holes for 118 rushing yards en route to the club's top offensive outing (405 net yards) of the year. In the Thanksgiving Day win over Washington (11/28), he contributed to a line effort that led the way for the Cowboys to rush for a season-high 211 yards, including a season-high 144 yards by Emmitt Smith. In that game, Smith also went over the 17,000-yard mark for career rushing yards and recorded his fourth consecutive 100-yard

day against the Redskins. In the following week's loss to San Francisco (12/8), Walter helped hold the 49ers without a sack in 28 pass plays, marking the first game in 2002 that the line did not allow a sack.

COLLEGE: Walter holds the distinction of starting more games as a Buckeye (49) than any other player in school history. As a senior in 2001, Walter was an All-Big Ten Conference selection and the winner of the Jim Parker Award for outstanding offensive line performance among Buckeyes. He was also recognized as a first-team Academic All-Big Ten selection. He started every game as a senior and his blocking earned him Buckeyes Lineman of the Game honors four times. Walter's productive senior year marked his return to the field after missing the entire 2000 season with a back infection that caused him to receive a second medical redshirt season. Despite missing most of the summer after undergoing back surgery, Walter started every game at left tackle in 1999, and the team averaged 362.3 yards-per-game. In 1998, Walter was an All-Big Ten honorable mention selection after starting every game at left tackle. He played a key role in the Buckeyes finishing the year ranked fifth nationally in total offense (503.5 yards-per-game) and first in the Big Ten in passing efficiency (151.2), total offense (503.5) and scoring (36.9 points-per-game). That squad went on to beat Texas A&M in the Nokia Sugar Bowl to finish with an 11-1 record and a No. 2 national ranking. As a redshirt freshman in 1997, he was called upon to fill the shoes of two-time All-America left tackle Orlando Pace. Walter started every game for Ohio State. In 1996, Walter played in the first two games as a reserve offensive tackle before a shoulder sprain sidelined him for the remainder of the season. He was granted a medical redshirt as a result of the injury.

PERSONAL: Walter helped Kenston, Ohio, High School to a runner-up position in the state playoffs as a senior offensive and defensive tackle, earning all-Ohio honors. He graduated from Ohio State at the end of the 2000 winter quarter with a degree in finance. He went on to pursue additional degrees in Economics, Risk Management and Information Systems. As a senior scholar-athlete, Walter was a nominee for a National Football Foundation scholarship. The last two off-seasons, Walter has worked in real estate and finance with the Hartnett Group in Dallas. As a member of the Cowboys 2002 Rookie Club – a program designed to introduce rookie team member to community service in the Dallas area – Walter participated in monthly charity visits to non-profit organizations serving children. In the spring of 2003, he served as a guest speaker at the SMU "Visioneering" event for over 500 Dallas middle school students.

WALTER'S COWBOYS TOTALS

GAMES/STARTS (regular season, playoffs): 2002 (10/8), 2003 (16/0, 1/0), 2004 (13/1). Total – 39/9, 1/0.

ADDITIONAL STATISTICS

Kickoff Returns – 2003: (1 ret., 7 yards - postseason).



DEMARCUS WARE

Defensive End

6'4" ★ 255 ★ 7/31/82

Troy ★ D-1a for '05 (11th overall)

NFL: Rookie ★ Cowboys: Rookie

94

COLLEGE: With the selection of Demarcus Ware with the 11th pick in the 2005 NFL Draft, the Cowboys defense increased its flexibility and ability to move between the 4-3 and 3-4 defensive schemes. Ware is a speed rusher with the size and athletic ability to play with his hand on the ground or as an outside linebacker. As one of the fastest (4.51 in the 40) and strongest (430-pound bench press) players to play at Troy, he finished his collegiate career as the school's all-time leader in tackles for losses (58.0), yards from tackles for losses (252), sacks (27.5) and yards from sacks (198) despite seeing full-time duty in only three seasons. Although he played at a smaller Division I-A school, he thrived in games against "big school" opponents – posting 76 tackles, 14 stops for losses, 11 pressures and four sacks in 15 games. It is this competitiveness and his versatility that have Dallas coaches believing he will be able to create pressure in opposing backfields.

2004: In his final collegiate campaign, Ware garnered third-team All-America, All-Sun Belt and Sun Belt Defensive Player of the Year honors after recording 53 tackles, 29 pressures, 19 tackles for losses, a career-high 10.5 sacks and four forced fumbles in leading Troy to its first bowl appearance in school history. He was also a finalist for the Ted Hendricks Award, which is given annually to the top defensive end in college football. He kicked off the season with a career-high 11 tackles, 4.5 stops for losses, three sacks, two pressures and a career-high tying two forced fumbles at Marshall to earn Sun Belt Defensive Player of the Week honors. The following week against Missouri, he posted six tackles, including two for losses, and a sack. He registered four stops, a career-high tying three sacks and three pressures against Utah State, then contributed six tackles, four pressures, two stops behind the line of scrimmage and a forced fumble at Louisiana State. He returned to Sun Belt play by tallying six stops, four pressures, two tackles for losses and half a sack against Florida Atlantic. After posting four tackles, five pressures and a sack at Louisiana-Lafayette, he closed out the regular season with five tackles and two pressures against Middle Tennessee. In the Silicon Valley Classic – Troy's first ever bowl appearance – Ware closed out his career by recording six tackles, two pressures and a stop for a loss against Northern Illinois.

2003: Ware started every game at left defensive end as a junior and recorded 62 tackles, a career-high 32 pressures, 16 tackles for losses, six sacks and a career-high five forced fumbles to earn first-team All-Independent honors from ESPN and *College Football News*. He totaled six tackles, a sack and a forced fumble at Kansas State to kick off the season. He then contributed nine stops, including one for a loss, and a forced fumble at Minnesota before recording six tackles at Nebraska. Against Florida International, Ware

registered five tackles, a career-high eight quarterback pressures, three stops for losses and two sacks. The following week at North Texas, he tallied eight stops and two tackles for losses. He then wrapped up the season with a flurry, beginning with six tackles and a forced fumble at Middle Tennessee followed by three stops, a sack and a pair of pressures at Utah State. He put together one of the best games of his career in the season finale against Louisiana-Monroe, registering seven tackles, a career-high tying eight pressures, a career-high five tackles for losses, a career-high two forced fumbles and a sack to earn national Defensive Player of the Week honors from *The NFL Draft Report*.

2002: Ware started his sophomore season as a reserve, but moved into the starting lineup Week Two due to an injury to starter Shelton Felton. Ware went on to record a career-high 72 tackles, a career-high 20 stops for losses, 13 pressures and nine sacks. Seeing time as a reserve in the season-opener at Nebraska, he contributed five tackles. Ware moved into the starting left defensive end position at Alabama-Birmingham and registered a career-high 13 tackles, three stops behind the line of scrimmage and a sack. He produced five stops and a sack against Southern Utah before totaling five stops with three tackles for losses at Iowa State. He tallied eight stops at Missouri, then contributed seven tackles and three pressures at Mississippi State. In his final match-up of the season against an SEC team, Ware contributed eight tackles, with three for losses, at Arkansas. He closed out the season by posting six stops, four tackles for losses and a career-high three sacks against Florida A&M and seven tackles, a career-high tying three sacks and three tackles for losses against Utah State.

2001: As a true freshman, Ware saw action in eight games as a reserve defensive end and recorded 14 tackles, three stops for losses and two sacks. He made his collegiate debut at Middle Tennessee with a single tackle, then tallied two stops, a sack and a tackle for a loss against Nicholls State. He again contributed two tackles, a sack and a stop behind the line of scrimmage against Cal State Northridge. He had a breakout game at Maryland, registering a season-high seven tackles, with one coming behind the line of scrimmage.

PERSONAL: Ware played football for Auburn, Ala., High School only during his junior and senior seasons, but earned all-area honors following a senior campaign in which he totaled 55 tackles and seven sacks. He also earned most valuable linebacker, wide receiver and leadership honors from the team. He was also a member of the basketball, baseball and track teams. Ware graduated from Troy with a degree in Business Information Systems, becoming the first member of his family to graduate from college.

WARE'S TROY TOTALS

Year	GP-GS	DEFENSE										FUMBLES REC			
		ST	AT	TT	Sks-Yds	Tkl/Ls	QB	Prs	PBU	FF	No	Yds	Avg	Lg	TD
2001 Troy	6-0	5	9	14	2.0(-12)	3(-15)	0	0	0	0	0	0	0.0	0	0
2002 Troy	12-11	47	25	72	9.0(-59)	20(-80)	13	0	1	1	1	0	0.0	0	0
2003 Troy	12-12	43	19	62	6.0(-40)	16(-54)	32	0	5	2	0	0	0.0	0	0
2004 Troy	12-12	37	16	53	10.5(-87)	19(-103)	29	1	4	1	0	0	0.0	0	0
Totals	44-35	132	69	201	27.5(-198)	58(-252)	74	1	10	4	0	0	0.0	0	0



ROY WILLIAMS

Safety

6'0" ★ 226 ★ 8/14/80

Oklahoma ★ D-1 for '02 (8th overall)

NFL: 4th Year ★ Cowboys: 4th Year

31

PRO: Few players have come to the Dallas Cowboys with a higher level of hype and expectation than safety Roy Williams. Even fewer of those heralded newcomers have been able to exceed the advanced billing in the fashion that Williams has been able to do in his first three years in the league. The eighth overall selection in the 2002 NFL Draft, and a Dallas starter (48 straight regular season games) from his first day of training camp, Williams earned All-Rookie recognition while tying for the NFL interception lead among rookies with five and then followed that performance with All-Pro and Pro Bowl honors following his second campaign. Following the 2004 campaign, he earned his second trip to Hawaii as a member of the NFC Pro Bowl squad. It is rare for such a young player to create the type of impact that Williams has had on the Dallas defense – both as a ferocious run stopper and as a big playmaker in pass defense. Capable of making plays dropping back into coverage or rushing the passer, Williams and Rodney Harrison were the only two defensive backs in the NFL to record two-or-more sacks and interceptions in both 2002 and 2003. As one of the bigger safeties in the league – and a very sure tackler – Williams also has a knack for being able to get all of his body mass into his tackles. Williams has a unique flair for making the big hit that stops opposing runners immediately – without yielding any additional ground. Williams aptly fits the prototypical description of the guy who is always around the ball. He is above the standard in size, speed, attitude and instinct, but his greatest asset may be his burning competitive nature. He also has natural leadership ability that has already been positively received in the early stages of an NFL career that is off to a blazing start.

2004: In earning his second straight Pro Bowl selection, Williams closed the year second on the team in tackles with 106 – marking his second 100-plus tackle season in his three years in the NFL. He had two interceptions and led the team in tackles for lost yardage with five stops for minus 15 yards. He was also third on the team in passes defended with nine. In the season opening loss at Minnesota (9/12), Williams led all Dallas defensive backs with seven tackles. In the home opening win over Cleveland (9/19), Williams tied for the team lead with six tackles

while adding a pressure. His effort helped shut down the Browns passing game, as Jeff Garcia was eight-of-28 for 66 net yards. The Browns starting receivers were limited to four catches for 50 yards on the day. In the Monday night win at Washington (9/27), Williams had a career-high 14 tackles to go along with two pass deflections. His last tackle of the night kept Redskins receiver Rod Gardner in bounds – and unable to stop the clock – after a Washington completion to the Dallas 21-yard line. He added seven tackles in the loss to the Steelers (10/17). Williams led all defensive backs in tackles at Green Bay (10/24) with eight – one of which was behind the line of scrimmage. In the win over Detroit (10/31), Williams led all Dallas defenders in tackles with 10 while also knocking down a pass. He had a number of punishing tackles against the Lions and set the tone early in the game with a big hit on Tai Streets. His eight tackles at Cincinnati (11/7) were the most by a Dallas defensive back. He registered four stops and a pressure in the Thanksgiving Day victory over Chicago (11/25) as the Bears were limited to 49 rushing yards on 20 carries (2.5 avg.) and 140 total yards for the game – the lowest total allowed by Dallas since Sept. 8, 1996. In the Cowboys come-from-behind Monday night victory at Seattle (12/6), Williams tallied seven tackles and forced his first fumble of the season. The fumble occurred on Williams' biggest hit of the night when he tackled Shaun Alexander in the third quarter for no gain and jarred the ball loose. Dat Nguyen recovered it and ran nine yards to the Seattle 21-yard line. Two plays later, Julius Jones ran 10 yards up the middle for a touchdown and a 26-14 Dallas lead. In the loss to New Orleans (12/12), Williams recorded his first interception of the season when he picked off Aaron Brooks on the opening drive of the second half. His 20-yard return to the Saints 42-yard line set up a Dallas field goal drive. He also had five tackles and two tackles for losses as the Dallas defense limited Deuce McAllister to 83 yards on 30 carries (2.8 avg.). At Philadelphia (12/19), he was third on the team with seven tackles, tied his career-high by breaking up three passes and added his second interception in as many weeks, returning the theft 33 yards to give Dallas the ball at the Eagles 46-yard line. For the game, the Eagles wide receivers were held to four receptions for 58 yards.

Williams helped limit Donovan McNabb and the eventual NFC Champions to 208 net passing yards. McNabb, the NFL's third ranked passer (107.2 rating) entering the day, was limited to a 62.0 rating with two interceptions. In the win over Washington (12/26), he tied for second on the team with seven tackles as the Redskins were held to 233 total yards. He also tackled Laveranues Coles for a six-yard loss on a screen pass. In the season ending loss at the N.Y. Giants (1/2/05), Williams was second on the team in tackles (eight), while also recording a pressure. His effort helped limit the Giants to 235 total yards for the night.

2003: Williams built on his outstanding rookie season with an even better sophomore campaign. He was a major force on the NFL's top ranked defense, earning All-Pro honors from the Associated Press and *The Sporting News*. The starting free safety for the NFC squad in the Pro Bowl, Williams finished the year fourth on the team with 86 tackles and was second on the team with six tackles for losses. He was one of just 10 defensive backs in the NFL with two-or-more sacks (2.0) and interceptions (two) this season. A true competitor and unselfish team-player, Williams' nine special teams tackles were the most by a Dallas starter. In the season opener against Atlanta (9/7), he recorded five tackles, forced a fumble that led to a sack and added a quarterback pressure. In pass coverage he helped limit the Falcons wide receivers to six catches for 89 yards, including just two catches for 30 yards by Peerless Price. Williams led the team with six tackles in the overtime win at the N.Y. Giants (9/15). He recorded his biggest play of the day at the N.Y. Jets (9/28) when he forced a Curtis Martin fumble at the Cowboys 11-yard line in the second quarter. The ball rolled into the end zone where it was recovered by Darren Woodson to end a potential Jets scoring drive. On the ensuing possession, Dallas took the ball and drove 80 yards in the final 1:42 of the half to take a 14-3 lead. Against Arizona (10/5), Williams recorded his first interception of the season with a fourth quarter pick to end the Cardinals final drive of the game. His biggest hit of the day came in the second quarter when he tackled Emmitt Smith for no gain on a second quarter run, ending Smith's day with a fractured left shoulder blade on the play. His play helped limit the Cardinals to 151 total yards, including just 32 rushing on 18 carries (1.8 avg.). In the Cowboys 23-21 win over Philadelphia (10/12), he recorded his first sack of the season with a takedown of McNabb and finished third on the team with six tackles. He broke up a pass to Todd Pinkston at the goal line to prevent a touchdown later in the game and also had a tackle for a loss on the Eagles final drive when he and Dexter Coakley wrapped up McNabb. Coakley forced a fumble on the play to preserve the Cowboys 23-21 win. His three tackles at Detroit (10/19) helped hold the Lions to 157 total yards, including 74 net yards passing. Williams then recorded five tackles at Tampa Bay (10/26) and helped limit the Bucs to 133 net yards passing. Against Washington (11/2), he tied for third on the team with five tackles and also recorded his second sack of the season along with two quarterback pressures. However, his biggest contribution on the day may have been the tone setting hit he made on the kickoff coverage unit in the second quarter after Dallas had taken a 7-6 lead. The

Dallas defense limited Buffalo (11/9) to 185 total yards, including just 58 on seven second half possessions as Williams contributed seven tackles. His five tackles at New England (11/16) were part of the reason the Patriots were only able to rush for 65 yards on 25 carries (2.6 avg.). In the Cowboys 24-20 win over NFC Champion Carolina (11/23), he recorded three tackles and picked off his second pass of the season, returning the Jake Delhomme miscue 30 yards to the Panthers 11-yard line to set up a Dallas touchdown. He also recovered a fumble on the game's opening kickoff to set Dallas up for its first points of the game. His play and that of the rest of the Dallas defense helped limit Stephen Davis, the NFL's third leading rusher entering the day at 108.4 yards-per-game, to 59 yards on 26 carries (2.3 avg.) and helped force Delhomme into a nine-of-24 passing day (37.5%). He was second on the team with a season-high 12 tackles against Miami (11/27). Williams tied for second on the team with seven tackles at Washington (12/14) as the Redskins were limited to 161 total yards, including just 55 in the air – the lowest total by an opponent since Nov. 11, 2001 at Atlanta. The Washington wide receivers were held to four catches for 29 yards, including none by Laveranues Coles. The following week the N.Y. Giants (12/21) were limited to 213 total yards, including just 159 through the air as Williams recorded six tackles and led the team with two tackles for losses – one of which came on fourth down to end a Giants drive. Williams made his postseason debut at Carolina (1/3/04) and finished third on the team with eight tackles while also forcing a fumble.

2002: As a starter from day one, Williams not only provided a spark to the Dallas defense, but by mid-season, he became a force that was earning league-wide recognition and respect. An All-Rookie selection, Williams tied with teammate Derek Ross (and Baltimore safety Ed Reed) to lead all NFL rookies in interceptions with a team-high five. Those five thefts were the most by a Dallas safety since Darren Woodson had five in 1996. Williams was also the leading scorer on defense – returning two of his interceptions for touchdowns. He closed the year second on the team with 127 tackles, a figure that was tops in the NFL among rookie defenders and the second most ever by a Dallas rookie (Coakley, 136 in 1997). He also tied for second on the team in tackles for lost yardage (seven) and tied for the team lead on defense in forced fumbles (three – ninth in the NFL) and fumble recoveries (two – fourth in the NFL) – he also added a forced fumble and fumble recovery on special teams – while finishing third on the squad in passes broken up with nine. Williams became the first Cowboys rookie to start the season at safety since Ron Francis in 1987. In his first career start, at Houston (9/8), Williams responded with four tackles and a quarterback pressure. In the victory over Tennessee (9/15), he had five tackles and a quarterback pressure while helping to limit the Titans to just one pass play of more than 18 yards. At Philadelphia (9/22), Williams had his first career double-figure tackle game with 11 stops while adding two tackles for lost yardage and a fumble recovery. He first displayed the kind of big impact that he could have on a game in the 13-10 win at St. Louis (9/29). Williams led Dallas in tackles with a then career-high 13 stops against the Rams while also forcing a Marshall Faulk fumble and breaking up a Jamie Martin

pass. His pressure of Kurt Warner resulted in a first quarter interception by Greg Ellis and knocked Warner from the game. In the loss to the N.Y. Giants (10/6), Williams registered five tackles and his first career sack – a five yard takedown of Kerry Collins. In the following week's victory over Carolina (10/13), he recorded six tackles before leaving in the third quarter with a left heel bruise. Still hobbled with the heel injury, he returned to action at Arizona (10/20) and finished fourth on the team with seven tackles while adding his second sack of the season and a season-high two passes defended. In the loss to Seattle (10/27), Williams was third on the team with nine tackles while helping limit Shaun Alexander to 2.5 yards-per-carry on 23 carries (58 yards). At Detroit (11/3), he had seven tackles and led the team with two tackles for losses. At Indianapolis (11/17), he collected 10 tackles while grabbing his first career interception when he picked off a Peyton Manning pass at the Cowboys 10-yard line to stop a potential scoring drive. In the win over Jacksonville (11/24), Williams enjoyed one of his finest days as a professional, recording eight tackles, two pass deflections, a forced fumble at the goal line that prevented a touchdown and a diving interception on the sideline that thwarted a bomb to Jimmy Smith, who he had covered step-for-step down the sideline. In the Thanksgiving Day win over Washington (11/28), Williams turned in the key play of the game with an interception return of five yards for a touchdown that cut the Dallas deficit to 20-17. The third quarter touchdown turned the game's momentum and sparked Dallas's fourth quarter rally. It was his third straight game with a pick, becoming the first Dallas player to accomplish that feat since James Washington in Weeks 4-6 of the 1994 season. Michael Downs in 1981 was the last rookie to accomplish the feat. In the loss to San Francisco (12/8), Williams led the team with a season-high tying 13 tackles. He also tied for the team lead with three special teams tackles, including a hit on Jimmy Williams on a kickoff return that forced a fumble that he recovered to set up a Dallas field goal. He wrapped up his outstanding rookie season with a dominating performance at Washington (12/29). He logged seven tackles and was in on two Redskins turnovers. With 0:56 remaining in the first half and the Redskins driving, he picked off his fifth pass of the season, returning the Patrick Ramsey pass 85-yards for a touchdown to tie the score at 7-7. It was the eighth longest interception return in club history and the second best by a rookie. With the Redskins driving again in the third quarter, Tony Dixon forced Derrius Thompson to fumble at the Cowboys 11-yard line and Williams fell on the loose ball. At the season's end, Williams was one of just 10 defensive backs in the NFL to record multiple sacks (2.0) and interceptions (five) in 2002.

COLLEGE: Considered by many to be the nation's top collegiate football player in 2001, Williams ended a brilliant college career with one year of eligibility remaining. Williams was a unanimous All-America and All-Big 12 selection at strong safety, while also claiming the 2001 Jim Thorpe Award that annually recognizes the nation's top defensive back. Williams was also named the Bronko Nagurski Award winner as the nation's top defender. Williams was also named Big 12 Defensive Player of the Year. In leading the Sooners to a 10-2 record and a victory in the Cotton Bowl, Williams set a school record with 27

pass deflections. He recorded a career-high 101 tackles with two sacks and 11 stops for losses. His 11 stops behind the line of scrimmage were one shy of his own school record for defensive backs (12 in 2000). He also intercepted five passes and recovered three fumbles. As a sophomore, Williams played a very visible role in the Sooners perfect 12-0 season and march to the national championship. The title marked the first for Oklahoma since 1985, and the championship season was capped with a victory over Florida State in the Orange Bowl. Williams was named All-America and was an All-Big 12 pick. Williams started all 12 games at strong safety and finished the year third on the team with 93 tackles. His 12 stops for losses set a school record for defensive backs, and he had four sacks, two interceptions and nine deflected passes while recovering one fumble. In 1999, Williams played in every game, starting the final five, and recorded 75 tackles and six stops for losses of 21 yards. He also intercepted two passes and deflected 11 others to earn *Sporting News* Freshman All-America honors. As a true freshman in 1998, he played in the first three games of the season before suffering a back injury that forced him out of action the remainder of the year. He received a medical hardship to regain a year of eligibility.

PERSONAL: Williams played quarterback, wide receiver and defensive back during his prep career at James Logan High School in Union City, Calif. He was the top-rated defensive back prospect in the western region by *PrepStar* after recording five interceptions and 56 tackles as a senior. He caught 13 passes for 301 yards and five touchdowns as a wide receiver while running for 162 yards and a touchdown on 38 carries. Williams was one of the main reasons that Logan had a four-year record of 38-10, two North Coast Section Class 4A championship appearances (1994 and 1997) and two semifinal appearances (1995 and 1996). He also lettered in track. After signing his first pro contract, Williams made a \$100,000 contribution towards a new strength training facility at the University of Oklahoma, as a part of the school's new indoor workout complex. The new area, which carries Williams' name, complements the main Robin Siegfried Complex at the Switzer Center. Since becoming a Dallas Cowboy, Williams has been very involved in the Dallas-Fort Worth community and was selected by a local panel as the team's 2004 candidate for the NFL Walter Payton Man of the Year Award. As a member of the Cowboys 2002 Rookie Club – a program designed to introduce rookie team members to community service in the Dallas area – Williams participated in monthly charity visits to non-profit organizations serving children. He also participated as a guest speaker at the club's annual United Way Hometown Huddle event for 100 children involved with The Salvation Army. Williams serves as a celebrity escort at the annual Children's Cancer Fund Fashion Show and Luncheon co-chaired by Troy Aikman and Roger Staubach. During the 2003 offseason, he presented the Cowboys High School Coach of the Year Award to the Texas 5A State Champions Head Coach, Todd Dodge of Southlake Carroll High School. He also attended the JCPenney Afterschool Fund Gala benefiting the Boys & Girls Clubs, 4-H and Junior Achievement. Once the 2003 season rolled around, Williams stayed equally busy in the community by serving as the Cowboys NFL United Way spokesperson on a

national PSA campaign, supporting the United Way of Metropolitan Dallas and becoming a member of the United Way African American Leadership Society. In between weekly game preparation, he volunteered to play Bingo with several teammates and 100 senior citizens at The Brady Center as part of the Cowboys annual United Way Hometown Huddle event. He also annually leads the march as the team serves an early Thanksgiving Day dinner to the men, women and children receiving assistance at The Salvation Army. Every Christmas, he enjoys adopting several – 33 in 2004 – Salvation Army "Angels" from their Angel Tree program and personally shopping for the needs and wishes of each underprivileged child. In 2004, the United Way of Metropolitan Dallas honored Williams with the Special Recognition Award for his commitment and leadership in the Dallas community. In July 2004, he launched The Roy Williams Safety Net Foundation to enhance the quality of life for low-income single mothers. Inspired by his sister, the foundation was set-up to identify and to provide the necessary assistance, resources and support to single mothers who are raising children in the Dallas community. During the 2004 season and into the 2005 offseason, Williams was equally busy in the community. He participated in

a Rookie Club Alumni visit at the ChildCareGroup to carve Halloween pumpkins with 140 preschool children from low-income families, attended and spoke about his support of The Salvation Army at the team's annual press conference to announce the Thanksgiving Day celebrity performers for the nationally televised halftime. Because of his endless hours of volunteerism, Williams was a NFL spokesperson for the league's "Join The Team" PSA campaign to promote volunteerism. He hit the ground running in the community during the 2005 offseason including volunteering for several community outreach efforts while at Pro Bowl in Honolulu. Upon his return to Dallas, Williams attended the team's annual NFL Draft Day Party hosted in appreciation for the club's loyal fans, served as honorary "Prince Charming" for the Fairy Tale Ball for the Classics in support of the arts for low-income children and attended the final practice of the Cowboys Jr. Player Development Football Clinic at Texas Stadium hosted for low-income youth from The Salvation Army Pleasant Grove Center. Williams majored in sociology at Oklahoma. His aunt, Vecepia Towery, was the winner of the popular CBS television series Survivor: Marquesas in the Spring of 2002.

WILLIAMS'S COWBOYS TOTALS

		DEFENSE										INTERCEPTIONS					FUMBLES REC				
Year	GP-GS	ST	AT	TT	Sks-Yds	Tkl/Ls	QB	Prs	PBU	FF	No	Yds	Avg	Lg	TD	No	Yds	Avg	Lg	TD	
2002 Dallas	16-16	88	39	127	2.0(-9)	7(-13)	8	9	4		5	90	18.0	85t	2	3	0	0.0	0	0	
2003 Dallas	16-16	58	28	86	2.0(-17)	6(-20)	5	8	2		2	69	34.5	39	0	1	0	0.0	0	0	
2004 Dallas	16-16	77	29	106	0.0(-0)	5(-15)	4	9	1		2	53	26.5	33	0	0	0	0.0	0	0	
Totals	48-48	223	96	319	4.0(-26)	18(-48)	17	26	7		9	212	23.6	85t	2	4	0	0.0	0	0	
Playoffs		SPECIAL TEAMS										SINGLE-GAME BESTS									
2003 Dallas	1-1	5	3	8	0.0(0)	0(0)	0	0	1		0	0	0.0	0	0	0	0	0.0	0	0	
Year Team		Solo	Ast	Tot	FF	FR	BP	BFG	BXP	Tackles – 14 @ Washington, 9/27/04											
2002 Dallas		4	3	7	1	1	0	0	0												
2003 Dallas		5	4	9	0	1	0	0	0												
2004 Dallas		4	6	10	0	0	0	0	0												
Totals		13	13	26	1	2	0	0	0												



JASON WITTEN

Tight End

6'5" ★ 261 ★ 5/6/82

Tennessee ★ D-3 for '03 (69th overall)

NFL: 3rd Year ★ Cowboys: 3rd Year

82

PRO: After emerging as an offensive bright spot as a rookie, Jason Witten took the next step toward elite status at tight end with his performance in year two. Putting together the greatest receiving year by a tight end in club history, Witten set club marks for receptions and receiving yards by a tight end with a team-leading 87 catches for 980 yards. He fell one yard shy of becoming the first tight end in club history to lead the team in receiving yards in a season. With those numbers, Witten also stood out as one of the NFL's up-and-coming stars. His receiving totals led the NFC and were second in the NFL to Kansas City Chiefs perennial All-Pro Tony Gonzalez. Witten's 87 catches are the 11th-most

in NFL history for a tight end. Only five tight ends have ever caught more passes in a season than Witten, and two of those players, Ozzie Newsome and Kellen Winslow, are in the Hall of Fame. The others are Gonzalez, Todd Christensen and Ben Coates. Witten's evolution as a clutch receiver can be seen in the fact that 62 of his 122 career receptions have gone for a first down, including 25 on third down to convert first downs. Regarded by many as one of the best pass catching tight ends in college football, Witten's love of contact as a former high school linebacker shows up in his desire to search out defenders and deliver key blocks for the ground game. His blocking was instrumental in the late-

season success of Julius Jones and the Cowboys running game as Jones posted three of the top rookie rushing performances of 2004. In three years of college, Witten went from being a defensive end prospect to a third round NFL Draft choice (69th overall) as one of college football's top all-around tight ends. As he enters his third NFL season, his star continues to rise.

2004: Witten put together the greatest receiving season by a tight end in club history and earned his first Pro Bowl appearance along the way – the first tight end to represent Dallas in the game since Jay Novacek went to Hawaii in 1995. He led the club and tied for seventh in the NFC, 11th in the NFL, in receptions with 87 – tops in the NFC and second in the NFL among tight ends. With his team-high 87 receptions, Witten joined Doug Cosbie as the only tight ends in club history to lead the team in receptions in a season. He finished one yard behind Keyshawn Johnson for the club lead in receiving yards with 980, ranking him 12th in the NFC, 27th in the NFL – tops in the NFC, second in the NFL among tight ends. With one more receiving yard, Witten would have been the first tight end in club history to lead the team in yardage in a season. His season got off to a slow start at Minnesota (9/12) with three catches for 17 yards. The following week against Cleveland (9/19), he had a short-lived career-high 82 receiving yards on six catches. It was the best receiving yardage total by a Dallas tight end since Novacek recorded a 91-yard receiving day on Sept. 4, 1995 at the N.Y. Giants and also a har-binger of things to come. He reached the end zone for the first time in 2004 with a 10-yard grab in the 21-18 win at Washington (9/27) and then

Jackie Harris had two against San Francisco on Sept. 24, 2000. The 133 receiving yards were the second most ever by a Dallas tight end, behind Cosbie's club-record 159 yards at Detroit on Sept. 15, 1985. Six of his nine catches went for a first down, including grabs of 22, 29 (TD), 24 (TD) and 25 yards. On Thanksgiving Day against Chicago (11/25), he was limited to one catch for 17 yards, but he was a big part of the blocking for a running game that helped Jones rush for 150 yards – the first 100-yard rushing performance of the season by a Dallas back. At Seattle (12/6) he was second on the team with five catches for 61 yards, but his biggest play of the night in the Cowboys come-from-behind win came in the fourth quarter when he recovered an on-sides kick to give Dallas the ball at the Cowboys 43-yard line, setting up the game-winning touchdown drive. He led the team with four receptions for 59 yards against New Orleans (12/12). His first catch of the day at Philadelphia (12/19) moved him past Cosbie's club-record for single-season receiving yardage by a tight end (793 yards), and his second catch moved him ahead of Novacek's club-record for receptions in a season by a tight end (68 receptions). He finished the game with a team-high six receptions for 66 yards. In the season-finale at the N.Y. Giants (12/20), Witten led the team with eight catches for 77 yards and a touchdown. He also hauled in a toss from Vinny Testaverde for a two-point conversion to put Dallas up 24-21 with 1:49 remaining. He had three catches for 40 yards on the final touchdown drive. He also had two catches to convert third downs on the third quarter drive that ended with his touchdown catch.

2004 NFL TIGHT END RECEPTION AND RECEIVING YARD LEADERS

Receptions	
1. Tony Gonzalez (K.C.)	102
2. Jason Witten (Dal.)	87
3. Eric Johnson (S.F.)	82
4. Antonio Gates (S.D.)	81
5. Randy McMichael (Mia.)	73

Receiving Yards	
1. Tony Gonzalez (K.C.)	1,258
2. Jason Witten (Dallas)	980
3. Antonio Gates (S.D.)	964
4. Eric Johnson (S.F.)	825
5. Randy McMichael (Miami)	791

led the team with five receptions for 35 yards against the N.Y. Giants (10/10). Witten's season took off at Green Bay (10/24) when he led the team with eight catches for 112 yards and a touchdown. It was the first 100-yard receiving day by a Dallas tight end since Novacek had 104 yards against Green Bay in the playoffs on Jan. 8, 1995 and the most receiving yards by a Dallas tight end since Novacek had 131 yards at Detroit on Oct. 27, 1991. Among his eight catches was a 42-yard touchdown catch, a career-best and the longest by a Dallas tight end since Cosbie had a 61-yard scoring catch at the N.Y. Giants on Oct. 30, 1983. The following week against Detroit (10/31), Witten one-upped that performance with a career-high nine catches, good for 84 yards and a touchdown. It was the best reception total by a Dallas tight end since Novacek posted 11 receptions against Green Bay on Jan. 8, 1995. Witten posted a season-high 16.2 yard-per-catch average at Cincinnati (11/7) by leading the team with six receptions for 97 yards, including catches of 18, 25 and 33 yards. His hot streak continued against Philadelphia (11/17) when he set single-game career marks for receiving yards (133) and touchdowns (two) while tying his career-high with nine receptions. It was the first multiple touchdown game by a Dallas tight end since

2003: Witten emerged as an outstanding all-around tight end in his first season in the pro ranks, tying for 18th in the NFL among tight ends with 35 receptions. Among his rookie peers, Witten tied for fourth in the NFL among all rookies with 35 receptions and was tops among rookie tight ends. Of his 35 catches, 18 went for a first down, including nine that converted third downs. Witten earned his first NFL start in his NFL debut when the Cowboys opened the season against Atlanta (9/7) with two tight ends. He went on to record his first catch with a 13-yard grab for a first down in the fourth quarter. He caught two passes for 25 yards in the overtime win at the N.Y. Giants (9/15), and then his blocking was a key part of a Dallas ground game that rushed for 202 yards on 41 carries (4.9 avg.) at the N.Y. Jets (9/28). Against Arizona (10/5), Witten recorded a team-high tying four receptions for 41 yards before suffering a fractured jaw in the fourth quarter. The injury forced him to have three plates inserted into the area during surgery on Oct. 6. He was inactive with the jaw fracture against Philadelphia (10/12), but returned to action at Detroit (10/19). Witten had three receptions for 24 yards, including two catches on third down to convert first downs, against Buffalo (11/9). In the Cowboys 24-20 win over eventual NFC Champion Carolina

(11/23), Witten tied for the team lead with six receptions for 49 yards. Three of his catches picked up a first down, including two to convert third downs in the second half. He also had a critical 13-yard grab on third-and-eight with 1:47 remaining in the game to seal the win. On Thanksgiving Day against Miami (11/27), Witten recorded season-highs with eight receptions for 58 yards. It was the best reception total by a Dallas tight end since Eric Bjornson caught eight passes at San Francisco on Nov. 10, 1996. It also tied for the second-most receptions in a game by a Dallas receiver in 2003. The following week, he was second on the team with three receptions for 35 yards at Philadelphia (12/7). He did not record a catch at Washington (12/14), but helped provide some of the blocking that sprang Troy Hambrick for 189 rushing yards, the third best rushing day in club history. His one catch against the N.Y. Giants (12/21) was a career-long 36-yard scoring grab that gave Dallas a 10-3 lead on the way to a 19-3 playoff clinching win. It was his first career touchdown catch and the longest scoring catch by a Dallas tight end since Cosbie had a 61-yard scoring grab at the N.Y. Giants on Oct. 30, 1983. In the season finale at New Orleans (12/28), he was second on team with five catches for 45 yards. Two of his catches came on third down and gave Dallas a first down. He also added his first career special teams tackle in the game. Making his postseason debut at Carolina (1/3/04) in the wild card playoff game, Witten tied for second on the team with four receptions for 30 yards.

COLLEGE: Witten left Tennessee after his junior season, but still managed to finish his career third among tight ends on the school's career reception list with 68 and fourth on the receiving yards list with 797. He closed out his collegiate career by establishing school records for receptions (39) and receiving yards (493) in a season by a tight end while adding five touchdowns in 2002. He was a consensus All-Southeastern Conference pick as well as an Academic All-SEC honoree as he led the conference's tight ends in receptions and receiving yards. Witten played in every game as a sophomore, starting three, and finished third on the team with 28 receptions for 293 yards (10.5 avg.) and a pair of touchdowns. Because of a personnel shortage, Witten was moved from defensive end and given a crash course at tight end as a freshman and installed in the lineup

behind John Finlayson. He went on to see action in 11 games, starting twice.

PERSONAL: Christopher Jason Witten attended Elizabethton, Tenn., High School and was a consensus All-America selection at linebacker (*Prep Star*, *Parade*, *Gridiron Greats*, *USA Today*, *Blue Chip Illustrated*, *Street & Smith*) and the *USA Today* Player of the Year for Tennessee as a senior. The East Tennessee Player of the Year, Region Defensive Player of the Year and runner-up for the Mr. Football award, Witten racked up 163 tackles, nine sacks, two interceptions, two blocked kicks, five forced fumbles and three fumble recoveries. He also played tight end, catching 26 passes for 345 yards and 14 touchdowns. A four-year starter at linebacker and tight end, Witten led his team to the state semi-finals three times and earned all-state honors his junior and senior years. He holds the school record for career tackles with 450. During the winter, he averaged 15 points and 12 rebounds-per-game for the basketball team. As a member of the Cowboys 2003 Rookie Club – a program designed to introduce rookie team members to community service in the Dallas area – Witten participated in charity visits to various non-profit organizations serving children and adults. Visits included work with the ChildCareGroup, The Salvation Army, Children's Medical Center Dallas and Kid's Café at The Voice of Hope Ministries. During the 2004 season, Witten remained active in the community serving as the Cowboys JC Penney Take a Player to School representative visiting the elementary school of the local winner. He and his wife also participated in an informal Q&A with the participants of the Cowboys annual Football 101 Workshop at Texas Stadium. The Witten's, annually participate in the team's support of The Salvation Army Angel Tree program – providing gifts to underprivileged children for Christmas. In the 2004 and 2005 offseasons, Witten suited up to serve as a celebrity escort in the Children's Cancer Fund Fashion Show and Luncheon, a fundraiser for pediatric oncology research annually co-chaired by former Cowboys quarterbacks Troy Aikman and Roger Staubach. He also strutted the "catwalk" in Dallas's annual St. Valentine's Leukemia & Lymphoma Society Style Show in the 2005 offseason. Witten was an Arts and Sciences major at Tennessee. His wife, Michelle, is an emergency room nurse at Parkland Hospital in Dallas.

WITTEN'S COWBOYS TOTALS

Year Team	GP-GS	RECEIVING				
		No	Yds	Avg	Long	TD
2003 Dallas	15-7	35	347	9.9	36t	1
2004 Dallas	16-15	87	980	11.3	42t	6
Totals	31-22	122	1,327	10.9	42t	7
Playoffs						
2003 Dallas	1-1	4	30	7.5	12	0

SINGLE-GAME BESTS

Receptions – 9 vs. Detroit, 10/31/04, and vs. Philadelphia, 11/15/04

Receiving Yards – 133 vs. Philadelphia, 11/15/04

Touchdowns – 2 vs. Philadelphia, 11/15/04

Long Reception – 42t @ Green Bay, 10/24/04

Yards-per-Catch Average – 16.2 @ Cincinnati, 11/7/04

100-YARD RECEIVING GAMES (2 total)

133 vs. Philadelphia, 11/15/04 (9 rec.)
112 @ Green Bay, 10/24/04 (8 rec.)

ADDITIONAL STATISTICS

Fumbles (fumbles/lost) – 2004 (2/1)

WITTEN'S GAME-BY-GAME RECEIVING

Game	2003				
	No.	Yds.	Avg.	Long	TD
L- Atlanta 9/7	1	13	13.0	13	0
W- @ N.Y. Giants 9/15	2	25	12.5	15	0
W- @ N.Y. Jets 9/28					
W- Arizona 10/5	4	41	10.3	18	0
W- Philadelphia 10/12		Inactive/Jaw			
W- @ Detroit 10/19					
L- @ Tampa Bay 10/26	1	15	15.0	15	0
W- Washington 11/2					
W- Buffalo 11/9	3	24	8.0	13	0
L- @ New England 11/16	1	6	6.0	6	0
W- Carolina 11/23	6	49	8.2	13	0
L- Miami 11/27	8	58	7.3	17	0
L- @ Philadelphia 12/7	3	35	11.7	18	0
W- @ Washington 12/14					
W- N.Y. Giants 12/21	1	36	36.0	36t	1
L- @ New Orleans 12/28	5	45	9.0	12	0
Totals	35	347	9.9	36t	1

Playoffs

L- @ Carolina 1/3/04	4	30	7.5	12	0
----------------------	---	----	-----	----	---

Game	2004				
	No.	Yds.	Avg.	Long	TD
L- @ Minnesota 9/12	3	17	5.7	12	0
W- Cleveland 9/19	6	82	13.7	24	0
W- @ Washington 9/27	3	22	7.3	10t	1
L- N.Y. Giants 10/10	5	35	7.0	10	0
L- Pittsburgh 10/17	5	39	7.8	15	0
L- @ Green Bay 10/24	8	112	14.0	42t	1
W- Detroit 10/31	9	84	9.3	17t	1
L- @ Cincinnati 11/7	6	97	16.2	33	0
L- Philadelphia 11/15	9	133	14.8	29t	2
L- @ Baltimore 11/21	3	29	9.7	13	0
W- Chicago 11/25	1	17	17.0	17	0
W- @ Seattle 12/6	5	61	12.2	22	0
L- New Orleans 12/12	4	59	14.8	21	0
L- @ Philadelphia 12/19	6	66	11.0	17	0
W- Washington 12/26	6	50	8.3	14	0
L- @ N.Y. Giants 1/2/05	8	77	9.6	23	1
Totals	87	980	11.3	42t	6

ROOKIES AND FIRST-YEAR PLAYERS



JON CONDO

Linebacker

6'3" ★ 250 ★ 8/26/81

Maryland ★ FA for '05

NFL: Rookie ★ Cowboys: Rookie

COLLEGE: Jon Condo finished his collegiate career atop the depth chart for 49 consecutive games as the Terrapin's long snapper. During his four years, Maryland did not have a punt blocked. He also saw time as a backup defensive end registering six tackles and one tackle for a loss as a senior. As a junior, he recorded five tackles and was named the team's Top Special Teams Performer, becoming the first pure long snapper to earn the honor in Maryland history. Condo played in all 14 games as a sophomore and posted eight special teams tackles. During

his freshman year, he saw action in all 11 regular season games and the Orange Bowl, registering three tackles.

PERSONAL: Condo set school records for rushing yards (2,700) and tackles (374), while also lettering in wrestling and baseball at Phillipsburg-Osceola, Pa., High School. As a senior, he earned all-state honors after rushing for nearly 1,000 yards and totaling more than 100 tackles. He graduated from Maryland with a degree in science education.



ROGER COOPER

Linebacker

6'2" ★ 247 ★ 6/4/81

Montana State ★ FA for '05

NFL: Rookie ★ Cowboys: Rookie

COLLEGE: A four-year starter, Roger Cooper was an anchor on the Bobcat defensive line. As a senior, he started all 11 games and recorded 68 tackles, 14 tackles for losses and four sacks to earn unanimous selection to the All-Big Sky first-team, his third consecutive first-team selection. He started all 13 games as a junior, finishing with a career-high 96 tackles, 3.5 sacks and 20 tackles for losses. As a sophomore, he was second on the team and fourth in the Big Sky with 17

tackles for losses, while registering 3.5 sacks, picking off three passes and recovering two fumbles.

PERSONAL: Cooper was a *Seattle Times* Top 10 Recruit in the state of Washington for South Kitsap High School in Port Orchard, Wa. As a senior, he rushed for 1,830 yards and received all-state and league offensive MVP honors. He earned his degree in sociology.



TOM CROWDER

Wide Receiver

6'1" ★ 212 ★ 1/21/81

Arkansas ★ FA for '04

NFL: 1st Year ★ Cowboys: 1st Year

PRO: After two stints on Dallas's practice squad in 2004 – once as a safety and once as a receiver – Tom Crowder found a home on offense and is competing for a roster spot at wide receiver. Crowder signed with Dallas following the 2004 NFL Draft but was released at the final cut. He signed to the Cowboys practice squad as a safety, where he remained until being released Sept. 21. He re-signed to the practice squad Oct. 26 as a wide receiver, and remained there until moving to the active roster Dec. 28. He was inactive for the season finale at the N.Y. Giants (1/2/05).

COLLEGE: As a senior for the Razorbacks, Crowder saw most of his action on special teams – recording 15 stops and a blocked punt he recovered for a touchdown – while totaling 18 tackles on defense. He also saw limited time as a split end on offense. He contributed in all three phases of the game as a junior, recording 21 special teams tackles, 20 tackles as a safety and three receptions for 35 yards as a receiver. He also contributed a forced fumble, a fumble recovery and a touchdown on special teams while posting at least one special teams tackle in 12-of-14 contests. Crowder played in all 12 games as a sophomore, seeing mostly special teams duty. As a redshirt freshman, he posted a single defensive tackle while seeing action in two games.

PERSONAL: Crowder as an all-state and all-district free safety, wide receiver, punter and punt returner as a senior at Fairview High School in Camden, Ark. As a senior, he posted 104 tackles, 15 for a loss, seven interceptions – three returned for scores – three forced fumbles, two fumble recoveries and three blocked kicks while catching 31 passes for 521 yards and seven touchdowns. He was a four-year letterman in track, setting the school record in the pole vault and triple jump while finishing runner-up in the state decathlon. He also lettered in basketball. He was a two-year letterman in track at Arkansas, competing in the long jump, javelin, pole vault, 100-meter dash and decathlon. As a junior, he finished fifth in the pentathlon at the SEC Indoor Championships. At Fairview, he was student council president and a representative to Boys' State. At Arkansas, he was a member of the 2001 and 2002 SEC Academic Honor Roll. He graduated from Arkansas with a degree in agricultural business. He and his wife, Kristin, were married prior to his senior season. Last fall, he was part of the Cowboys 2004 Rookie Club – a program designed to introduce rookie team members to community service in the Dallas area. In 2005, Crowder and his wife participated in the annual Spina Bifida Bowl-a-thon – bowling for the cause and with many of the children who are beneficiaries of the fundraising event.



TONY CURTIS

Tight End

6'5" ★ 265 ★ 2/11/83

Portland State ★ FA for '05

NFL: Rookie ★ Cowboys: Rookie

COLLEGE: Tony Curtis closed his collegiate career at Portland State after two campaigns at Fresno Community College. As a senior at PSU, Curtis played in all 11 games and posted seven receptions for 96 yards (13.7-yard avg.) and one touchdown. After transferring from Fresno Community College, Curtis stepped in and played in all 11 games as a junior, finishing with

nine catches for 79 yards.

PERSONAL: Curtis lettered in both football and basketball at Seaside, Calif., High School and earned Monterey County Athlete of the Year in 2001. As a senior, he was also named all-county and County Defensive Player of the Year in football, to go along with all-league and all-county honors in basketball.



MIKE GOOLSBY

Linebacker

6'3" ★ 244 ★ 9/10/82

Notre Dame ★ FA for '05

NFL: Rookie ★ Cowboys: Rookie

COLLEGE: Mike Goolsby returned to action in 2004 to lead the Fighting Irish with 97 tackles after missing all of 2003 with a collar bone injury suf-

fered in the 2002 Gator Bowl. During his last two seasons, he started 23-of-24 contests, registering 165 tackles and a team leading 20 tackles for

losses. As a senior, he also had three sacks and led the team with two interceptions. Goolsby's first two seasons with Notre Dame were spent exclusively on special teams. He was just one-of-four freshmen to play for the Irish in 2000 and only one-of-three to earn a monogram (letter).

PERSONAL: As a senior at Joliet, Ill., Catholic

Academy, he was named 1999 Gatorade Player of the Year for Illinois as he helped his team to a 14-0 record and the Illinois Class 4A state title. He was also recognized as one of 34 players on the Reebok ESPN All-America team and was selected to the *USA Today* All-America team in 1999. The American studies major also lettered in basketball and track.



CLINTON GREATHOUSE

Punter

5'10" ★ 221 ★ 5/28/80

Texas Tech ★ FA for '05

NFL: 1st Year ★ Cowboys: 1st Year

PRO: Clinton Greathouse signed with Dallas on Apr. 12, 2005. In his second tour of duty with an NFL team, he is looking to pull from his Canadian Football League experience in his battle for the Cowboys punting job. He originally signed with the Baltimore Ravens, where he went to training camp with the team but was cut before the season. He spent 2004 with the Calgary Stampeders of the CFL and tallied 52 punts for 2,097 yards, good for a (40.3 avg.).

COLLEGE: Greathouse was both a punter and kicker for the Red Raiders, taking on sole responsibility of punting in 2001. As a senior, he punted 47 times for a 39.7 yard-per-kick average with a

long of 67 yards. During his junior season, Greathouse punted 43 times for a career-high 40.2 average. As a sophomore, he took over punting in the middle of the season and handled kickoff duties at times.

PERSONAL: A graduate of Artesia, N.M., High School, Greathouse was a multiple-sport athlete playing on the school's football, basketball and track teams. He participated in football all four years and was an all-state and all-district selection at kicker, punter, cornerback and quarterback. Greathouse, who received his degree in exercise and sport science, was born in Roswell, N.M.



REGGIE HARRELL

Wide Receiver

6'3" ★ 210 ★ 1/28/81

Texas Christian ★ FA for '05

NFL: Rookie ★ Cowboys: Rookie

COLLEGE: Reggie Harrell was a two-sport standout at TCU, lettering in track and football. He possessed the size and hands to become a big-play receiver late in his collegiate career after injuring his knee as a sophomore. Harrell finished his Horned Frogs career sixth on the school's all-time list for receiving yards (1,812) and became the first receiver in TCU history to have a 1,000-yard season. As a senior, Harrell played in nine games, making 32 catches for 595 yards and four touchdowns. He had a breakout year as a junior when he led the team with 58 catches, the fourth highest single-season total in TCU history, and tallied his TCU single-season record of 1,012 receiving yards. He capped off his stellar 2003 season with six catches for 107 yards in the Fort Worth Bowl to establish a school record for receiving yards in a game. That same year, he

was both the 2003 Conference USA indoor champion at 60-meters (7.94) and outdoor champion in the 110-meter hurdles (meet record 13.74). He advanced to the semifinals of the 2003 NCAA Outdoor Track & Field Championships. He saw his first football action as a sophomore, catching 13 passes for 205 yards. As a redshirt freshman, he injured his right knee prior to the season-opener and missed the entire season.

PERSONAL: Harrell was a *SuperPrep* Texas Top 100 selection and a State Top 100 selection by the *Dallas Morning News*, the *Fort Worth Star-Telegram*, the *Houston Chronicle* and *LoneStar Recruiting* as both a wide receiver and free safety at Lamar High School in Arlington, Texas. He was also the 110-meter hurdles Class 5A state champion in 1999, earning High School All-America honors by *Track & Field News*.



THOMAS JOHNSON

Defensive Tackle

6'2" ★ 300 ★ 6/24/81

Middle Tennessee State ★ FA for '05

NFL: Rookie ★ Cowboys: Rookie

COLLEGE: Thomas Johnson developed into a leader at Middle Tennessee State and was a disruptive force on the Blue Raider defensive line. As a senior, he finished the year with a career-high 47 tackles, and, for the second straight season, tallied eight tackles for losses and four sacks. He saw action in all 11 games as a junior, earning eight starts and compiling 33 tackles, eight tackles for losses and four sacks. As a sophomore, he played in 10 games, including four as a starter,

and collected 14 tackles, a sack and a blocked punt. He began his playing career in 2001, seeing action in 10 games, with four starts, and registering 19 tackles and a sack after sitting out to fulfill academic requirements in 2000.

PERSONAL: A graduate of Hamilton, Tenn., High School, Johnson led the team in tackles and sacks his final two years. Playing tight end, defensive line and linebacker, he was voted all-state, all-Metro and all-City.



KEYLON KINCAIDE

Running Back

5'11" ★ 204 ★ 8/20/82

Southern Methodist ★ FA for '04

NFL: 1st Year ★ Cowboys: 1st Year

PRO: With a year of NFL and NFL Europe experience to build on, Keylon Kincaide is ready to make the next step to an active NFL roster. Kincaide spent the 2004 season on the Cowboys practice squad before being allocated to the Cologne Centurions of NFL Europe this spring. Kincaide finished as the Centurions second leading rusher with 105 carries for 352 yards (3.4 avg.) and five touchdowns. He added 29 catches for 238 yards and a touchdown. Kincaide signed to the Cowboys practice squad Sept. 30 and remained there for the season. Kincaide originally signed as a rookie free agent with the New York Giants on May 5, 2004 but was waived on May 20.

COLLEGE: Kincaide led SMU in rushing as a junior and senior to finish his career in sixth place on the SMU all-time rushing list with 3,038 yards. As a senior, he carried the ball 317 times for 1,280 yards. As a junior, he had a school-record 327 carries for 1,279 yards. He posted 15 career

100-yard rushing games to help him earn All-WAC honors in 2002 and 2003. As a sophomore, he appeared in nine games and finished second on the team with 421 yards on 93 carries. He was one of four true freshmen to letter for the Mustangs in 2000, seeing action in all 12 games as a backup running back and on special teams.

PERSONAL: Kincaide was the District 19-2A Offensive Player of the Year in 1999 for Troup, Texas, High School. He earned all-district honors in football, rushing for 50 touchdowns and 3,100 yards during his prep career. Kincaide earned four letters in both basketball and track and was named District Offensive Player of the Year in basketball as a junior. He earned his degree in economics from SMU. As a rookie last fall, he was part of the Cowboys 2004 Rookie Club – a program designed to introduce rookie team members to community service in the Dallas area.



REGGIE LOVE

Linebacker

6'4" ★ 240 ★ 4/29/82

Duke ★ FA for '05

NFL: 1st Year ★ Cowboys: 1st Year

PRO: An athlete that prospered in two sports at Duke, Reggie Love will be making the adjustment to linebacker this fall. After spending the winter of 2004-05 with the Duke basketball team, Love signed with Dallas as a linebacker. He is making the switch from wide receiver, where he played his collegiate ball. Love originally went to camp as a wide receiver with Green Bay but was released prior to the start of the season. He spent the remainder of the year out of football

COLLEGE: A two-sport athlete for the Blue Devils, Love lettered four years in football at wide receiver and three years in basketball. Love returned to the basketball court following his release by the Packers and saw action in 21 games in 2004-05. He finished his football career in 2003 with 75 receptions for 895 yards and six touchdowns after being named Duke's Most Improved Player on offense coming out of spring practice. As a junior, he played in eight games,

starting four, before suffering a season-ending leg injury. Love saw action in 10 games as both a sophomore and freshman.

PERSONAL: Love was a four-year starter at wide receiver and outside linebacker for Providence Day School in Charlotte, N.C. As a senior, he caught 36 passes for 700 yards and seven touchdowns on offense and recorded 65 tackles and

four sacks on defense. He also recorded a fumble recovery and an interception. Love was named to the Independent School Association's all-state and all-conference team for football as both a junior and a senior. Love also lettered four years on the school's two-time state championship basketball team and was honored as both conference and state Player of the Year. He graduated from Duke with a political science degree.



JAMAICA RECTOR

Wide Receiver

5'10" ★ 186 ★ 8/10/81

Northwest Missouri State ★ FA for '05

NFL: Rookie ★ Cowboys: Rookie

COLLEGE: Jamaica Rector left Northwest Missouri State as the most productive receiver in school and conference history. He finished as the first four-time All-MIAA selection and became the MIAA's all-time leading receiver in yards with 4,497 yards on 289 receptions. Those career totals are also good for second on the NCAA yardage list and third in receptions. He also set school records for career punt return yardage (1,404), punt returns (112), kick return average (27.5) and touchdown receptions (38). As a senior, Rector finished with 87 catches for 1,203 yards and a career-best 15 touchdowns. He added 15 kickoff returns for a 24.0-yard average and 29 punt returns for a 16.6 avg. As a junior, he

hauled in 63 passes for 971 yards and eight scores while averaging 32.7 yards-per-kickoff return and posting 20 punt returns for 316 yards. He notched a career-best 1,242 receiving yards with six touchdowns on 78 receptions as a sophomore. As a freshman, Rector finished with 61 catches for 1,081 yards and nine touchdowns. He returned 11 kickoffs for a 27.5 avg. and 18 punts for a 10.0-yard average.

PERSONAL: Rector was a two-way all-state performer for Celeste, Texas, High School in both track and football. As a senior, he was named Texas Class 1A Defensive Player of the Year. The parks and recreation major also lettered in baseball, basketball and tennis at Celeste.



MATTHEW TARULLO

Guard/Center

6'5" ★ 314 ★ 8/13/82

Syracuse ★ FA for '05

NFL: Rookie ★ Cowboys: Rookie

COLLEGE: Matthew Tarullo closed his collegiate career at center for the Orangemen after starting at guard in 2002 and 2003. As a senior, he started at center and earned his fourth Big East All-Academic team selection and was a member of the Athletic Director's Honor Roll all eight semesters. As a junior, he started all 12 games at guard and blocked for Walter Reyes, who rushed for a school single-season record 20 touchdowns, and for quarterback R.J. Anderson, who set single-season records for completions and pass attempts. As a sophomore Tarullo started at right

guard. As a freshman, he played in five games, including the Insight.com Bowl.

PERSONAL: Tarullo lettered in both football and wrestling at Colonie High School in Albany, N.Y. He played both offensive and defensive tackle positions and recorded 65 tackles and 20 sacks in his career. As a senior, he was rated the No. 8 offensive lineman in the East by *PrepStar* and was named to the Tom Lemming All-East Team. As a wrestler, he won the sectional title as a senior in the 275-pound class. At Syracuse, Tarullo was a psychology major.



TYSON THOMPSON

Running Back

6'1" ★ 220 ★ 5/21/81

San Jose State ★ FA for '05

NFL: Rookie ★ Cowboys: Rookie

COLLEGE: Tyson Thompson closed his collegiate career playing one season at San Jose State after playing two years at Garden City Community College. As a junior for the Spartans,

he played in all 11 games and had eight starts at running back while also seeing action as a kick returner. His 811 rushing yards led the team and his five touchdowns were third best. At Garden

City, he saw limited playing time but still rushed for 1,063 yards on 159 carries and 12 touchdowns. In his final game at the junior college level, he rushed 25 times for 323 yards and three touchdowns against nationally-ranked Glendale, Ariz., College.

PERSONAL: Thompson starred at Irving, Texas, High School as a running back. As a senior, he rushed for 2,418 yards on 358 carries and scored 160 points. He was a semi-finalist for the 1999 Texas Class 5A Player of the Year award.



CHRIS VAN HOY

Defensive Tackle

6'4" ★ 307 ★ 3/24/82

Louisiana Tech ★ FA for '05

NFL: Rookie ★ Cowboys: Rookie

COLLEGE: Chris Van Hoy was a three-year starter seeing action in all 48 games for the Bull Dogs in his collegiate career. He notched 174 total tackles, including 17.5 for losses and 10.5 sacks while forcing five fumbles, blocking two kicks and picking off one pass. As a senior in 2004, Van Hoy earned All-WAC and All-Louisiana honors posting career-highs with 8.5 tackles for losses and 5.5 sacks while notching 48 tackles and blocking two kicks. As a junior, he recorded 40 stops, three for losses, and two sacks. He started all 12 games as a sophomore in 2002 and

tallied a career-high 51 tackles with three for losses. He earned one start as a redshirt freshman and posted 35 tackles, three for losses, and two sacks. Van Hoy redshirted as a freshman in 2000.

PERSONAL: Van Hoy played on both offensive and defensive lines at Grace Prep Academy in Duncanville, Texas, helping his team to two state championships. He was a two-time all-state first team selection while earning district MVP honors while also playing baseball at Grace Prep. Van Hoy and his wife, Tracey, have a son, Brock.



BRETT VISINTAINER

Kicker

6'1" ★ 211 ★ 7/19/82

Fresno State ★ FA for '05

NFL: Rookie ★ Cowboys: Rookie

COLLEGE: Brett Visintainer played four years for the Bulldogs, serving as their top kicker as a junior and senior. As a senior, he converted 55-of-56 extra points, while going 10-of-14 on field goal attempts, with a perfect three-of-three from 40-49 yards. As a junior in 2003, Visintainer converted 21-of-28 field goals, including two game winners,

and was perfect on all 35 of his extra point attempts. He redshirted in 2002 after handling kickoff duties as a freshman and sophomore.

PERSONAL: Visintainer played football for two years at San Ramon Valley High School in Santa Clara, Calif., where he was named first-team all-league as a senior and first-team all-county twice.



SAM WILDER

Tackle

6'5" ★ 303 ★ 1/10/82

Colorado ★ FA for '05

NFL: Rookie ★ Cowboys: Rookie

COLLEGE: A three-year starter for the Buffalo, Wilder played on both sides of the ball, switching to offensive tackle two weeks before the season opener in 2003. He ended his career with 36 consecutive starts. As a senior, he earned second-team All-Big 12 honors and was presented with CU's Regiment Award, given to the player that made the greatest contribution with the least recognition. In 2003, he posted his high game grade of the year after his first start on the offensive line. As a sophomore, he started the last 11 games of the season as a defensive tackle and recorded 39 tackles, including 26 solo stops and

10 tackles for losses with five sacks. He played in eight games as a redshirt freshman, registering one solo tackle.

PERSONAL: Wilder was an all-state defensive tackle at First Baptist Academy in Dallas, Texas while also playing offensive tackle. As a senior, he was named Tapps 4A Defensive Player of the Year after he was in on 120 tackles, including 15 for losses and six sacks. Wilder missed his entire junior year in baseball, basketball and football after tearing his ACL in the final football scrimmage of the summer. He earned his degree in economics from Colorado.



LENNY WILLIAMS

Cornerback

5'10" ★ 190 ★ 12/16/81

Southern ★ FA for '04

NFL: 1st Year ★ Cowboys: 1st Year

PRO: Considered a shut-down corner at Southern, Lenny Williams spent 2004 making the adjustment to professional football. With the size to be a physical corner, he is looking to use his practice squad experience to make the transition to the active roster in 2005. Williams was originally drafted by the Tampa Bay Buccaneers with the third pick in the seventh round (252nd overall) of the 2004 NFL Draft. He posted a defensive tackle and a special teams tackle in preseason play before being waived prior to the start of the season. He signed to Dallas's practice squad Sept. 7 but was released a week later. He re-signed to the Cowboys practice squad Sept. 30 and was signed to the active roster Nov. 15. On Nov. 24, he was released, only to be re-signed to the practice squad Nov. 26, where he remained for the rest of the season.

COLLEGE: Williams was a four-year starter at Southern University, where he did not allow a touchdown catch by an opposing receiver during his final two seasons of collegiate football. As a senior, he totaled a team-high tying 87 tackles, nine passes defended, seven tackles for losses, three interceptions, two fumble recoveries, two forced fumbles and his only career sack to earn All-America and All-SWAC honors. The team cap-

tain was also named the SWAC defensive player of the year. As a junior, Williams was named All-America and All-SWAC after finishing second on the squad with 72 tackles while picking off a career – and team-high six passes, knocking down a career-high 15 passes and posting six stops behind the line of scrimmage. Williams garnered All-SWAC and All-America honors as a sophomore after starting all 11 games and posting 48 tackles, four interceptions and four tackles for losses. After starting all 11 games as a true freshman and finishing second on the team with 66 tackles, including one for a loss, while intercepting two passes, Williams garnered All-SWAC honors.

PERSONAL: Williams was a standout defensive back for Boston High School in Lake Charles, La. He was a criminal justice major at Southern. As a rookie last fall, he was part of the Cowboys 2004 Rookie Club – a program designed to introduce rookie team members to community service in the Dallas area. He and his fellow rookie teammates participated in visits to various non-profit organizations serving children and adults, including the NFL Play It Smart program at Dallas' Lincoln High School, ChildCareGroup, NFL United Way Home-town Huddle and The Salvation Army.

2005 Rookie and First-Year Roster

NO	NAME	POS	HGT	WGT	BIRTH-DATE	NFL EXP	COLLEGE	HOW ACQ.
24	Barber, Marion	RB	6-0	218	6/10/83	R	Minnesota	D4a-'05
40	Berriault, Justin	S	6-3	208	8/23/81	R	Ball State	D6a-'05
92	Brooks, Jermaine	DT	6-3	305	4/11/79	1	Arkansas	FA-'04
57	Burnett, Kevin	LB	6-3	240	12/24/82	R	Tennessee	D2-'05
99	Canty, Chris	DE	6-7	295	11/10/82	R	Virginia	D4b-'05
46	Condo, Jon	LB	6-3	250	8/26/81	R	Maryland	FA-'05
50	Cooper, Roger	LB	6-2	247	6/4/81	R	Montana State	FA-'05
15	Crowder, Tom	WR	6-1	212	1/21/81	1	Arkansas	FA-'04
49	Curtis, Tony	TE	6-5	265	2/11/83	R	Portland State	FA-'05
45	Goolsby, Mike	LB	6-3	244	9/10/82	R	Notre Dame	FA-'05
6	Greathouse, Clinton	P	5-10	221	5/28/80	1	Texas Tech	FA-'05
14	Harrell, Reggie	WR	6-3	210	1/28/81	R	Texas Christian	FA-'05
68	Johnson, Thomas	DT	6-2	300	6/24/81	R	Middle Tennessee State	FA-'05
27	Kincade, Keylon	RB	5-11	204	8/20/82	1	Southern Methodist	FA-'05
44	Love, Reggie	LB	6-4	240	4/29/82	1	Duke	FA-'05
72	Peterman, Stephen	G	6-4	323	1/11/82	1	Louisiana State	D3-'04
79	Petitti, Rob	T	6-6	325	5/21/82	R	Pittsburgh	D6b-'05
39	Polite, Lousaka	FB	6-0	246	9/14/81	1	Pittsburgh	FA-'04
66	Ratliff, Jay	DE	6-4	293	8/29/81	R	Auburn	D7-'05
13	Rector, Jamaica	WR	5-10	186	8/10/81	R	Northwest Missouri St.	FA-'05
96	Spears, Marcus	DE	6-4	294	3/8/83	R	Louisiana State	D1b-'05
61	Tarullo, Matthew	G/C	6-5	314	8/13/82	R	Syracuse	FA-'05
28	Thompson, Tyson	RB	6-1	220	5/21/81	R	San Jose State	FA-'05
64	Van Hoy, Chris	DT	6-4	307	3/24/82	R	Louisiana Tech	FA-'05
4	Visintainer, Brett	K	6-1	211	7/19/82	R	Fresno State	FA-'05
94	Ware, Demarcus	DE	6-4	255	7/31/82	R	Troy State	D1a-'05
70	Wilder, Sam	T	6-5	303	1/10/82	R	Colorado	FA-'05
23	Williams, Lenny	CB	5-10	190	12/16/81	1	Southern	FA-'04

Dallas Cowboys 2005 Veterans Roster

NO	NAME	POS	HGT	WGT	BIRTH- DATE	NFL EXP	COLLEGE	HOW ACQ.
76	Adams, Flozell	T	6-7	335	5/18/75	8	Michigan State	D2-'98
73	Allen, Larry	G	6-3	325	11/27/71	12	Sonoma State	D2-'94
36	Barnes, Darian	FB	6-2	245	2/29/80	4	Hampton	T(TB)-'04
34	Bickerstaff, Erik	RB	6-0	230	7/25/80	2	Wisconsin	FA-'03
11	Bledsoe, Drew	QB	6-5	238	2/14/72	13	Washington State	FA-'05
86	Campbell, Dan	TE	6-5	265	4/13/76	7	Texas A&M	UFA(NYG)-'03
91	Carson, Leonardo	DT	6-2	305	2/11/77	6	Auburn	FA-'03
93	Coleman, Kenyon	DE	6-5	295	4/10/79	4	UCLA	T(Oak)-'03
18	Copper, Terrance	WR	6-0	210	3/12/82	2	East Carolina	FA-'04
84	Crayton, Patrick	WR	6-0	205	4/7/79	2	NW Oklahoma St.	D7b-'04
3	Cundiff, Billy	K	6-1	218	3/30/80	4	Drake	FA-'02
20	Dantzler, Woody	S	5-10	209	10/4/79	3	Clemson	FA-'05
29	Davis, Keith	S	5-11	207	12/30/78	3	Sam Houston	FA-'04
98	Ellis, Greg	DE	6-6	280	8/14/75	8	North Carolina	D1-'98
95	Ferguson, Jason	DT	6-3	310	11/28/74	9	Georgia	UFA(NYJ)-'05
55	Fowler, Ryan	LB	6-3	250	5/20/82	2	Duke	FA-'04
30	Frazier, Lance	CB	5-10	192	2/23/81	2	West Virginia	FA-'04
26	Glenn, Aaron	CB	5-9	185	7/16/72	12	Texas A&M	FA-'05
83	Glenn, Terry	WR	5-11	195	7/23/74	10	Ohio State	T(GB)-'03
97	Glover, La'Roi	DT	6-2	290	7/4/74	10	San Diego St.	UFA(NO)-'02
65	Gurode, Andre	G	6-4	314	3/6/78	4	Colorado	D2a-'02
42	Henry, Anthony	CB	6-1	207	11/3/76	5	South Florida	UFA(Cle)-'05
7	Henson, Drew	QB	6-4	233	2/13/80	2	Michigan	T(Hou)-'04
47	Hunter, Pete	CB	6-2	208	5/25/80	4	Virginia Union	D5-'02
56	James, Bradie	LB	6-2	250	1/17/81	3	Louisiana State	D4-'03
52	Johnson, Al	C	6-5	305	1/27/79	2	Wisconsin	D2-'03
19	Johnson, Keyshawn	WR	6-4	211	7/22/72	10	Southern California	T(TB)-'04
21	Jones, Julius	RB	5-10	211	8/14/81	2	Notre Dame	D2a-'04
33	Jones, Nathan	CB	5-10	192	6/15/82	2	Rutgers	D7a-'04
1	McBriar, Mat	P	6-1	220	7/8/79	2	Hawaii	FA-'04
10	Merritt, Ahmad	WR	5-10	195	2/5/77	4	Wisconsin	FA-'05
81	Morgan, Quincy	WR	6-1	215	9/23/77	5	Kansas State	T(Cle)-'04
41	Newman, Terence	CB	5-11	195	9/4/78	3	Kansas State	D1-'03
59	Nguyen, Dat	LB	5-11	238	9/25/75	7	Texas A&M	D3-'99
60	Noll, Ben	G	6-4	317	11/14/81	2	Pennsylvania	W(StL)-'04
90	Ogobogu, Eric	DE	6-4	275	7/18/75	8	Maryland	FA-'03
54	O'Neil, Keith	LB	6-0	240	8/26/80	3	Northern Arizona	FA-'03
88	Pierce, Brett	TE	6-5	265	1/7/81	2	Stanford	FA-'04
43	Reese, Izell	S	6-2	195	5/7/74	8	Alabama-Birm.	FA-'05
35	Reeves, Jacques	CB	5-11	192	10/8/82	2	Purdue	D7c-'04
62	Rivera, Marco	G	6-4	310	4/26/72	10	Penn State	UFA(GB)-'05
85	Robinson, Jeff	TE	6-4	250	2/20/70	13	Idaho	UFA(StL)-'02
75	Rogers, Jacob	T	6-6	312	8/17/81	2	Southern Cal	D2-'04
9	Romo, Tony	QB	6-2	219	4/21/80	3	Eastern Illinois	FA-'03
80	Ryan, Sean	TE	6-5	257	3/27/80	2	Boston College	D5-'04
38	Scott, Lynn	S	6-0	211	6/23/77	5	NW Oklahoma St.	FA-'01
58	Shanle, Scott	LB	6-2	245	11/23/79	3	Nebraska	W(StL)-'03
51	Singleton, Al	LB	6-2	250	8/7/75	9	Temple	UFA(TB)-'03
87	Smith, Zuriel	WR	5-11	190	1/15/80	2	Hampton	FA-'05
32	Thomas, Anthony	RB	6-2	225	11/11/77	5	Michigan	UFA(Chi)-'05
25	Thornton, Bruce	CB	5-10	195	1/31/80	2	Georgia	D4-'04
53	Thornton, Kalen	LB	6-3	245	5/12/82	2	Texas	FA-'04
77	Tucker, Torrin	T	6-6	315	12/25/79	3	Southern Miss	FA-'03
78	Vollers, Kurt	T	6-7	315	4/4/79	4	Notre Dame	FA-'02
71	Walter, Tyson	G/C	6-4	303	3/17/78	4	Ohio State	D6a-'02
31	Williams, Roy	S	6-0	226	8/14/80	4	Oklahoma	D1-'02
82	Witten, Jason	TE	6-5	261	5/6/82	3	Tennessee	D3-'03

Cowboys All-Time Roster

HEAD COACHES

Coach	Seasons	Years	— Regular Season —				— Postseason —			— Total —			
			Won	Lost	Tied	Pct	Won	Lost	Pct	Won	Lost	Tied	Pct
Tom Landry	29	1960-88	250	162	6	.605	20	16	.556	270	178	6	.601
Jimmy Johnson	5	1989-93	44	36	0	.550	7	1	.875	51	37	0	.580
Barry Switzer	4	1994-97	40	24	0	.625	5	2	.714	45	26	0	.634
Chan Gailey	2	1998-99	18	14	0	.563	0	2	.000	18	16	0	.529
Dave Campo	3	2000-02	15	33	0	.313	0	0	.000	15	33	0	.313
Bill Parcells	2	2003-04	16	16	0	.500	0	1	.000	16	17	0	.485
All-time Totals	45	1960-04	383	285	6	.573	32	22	.593	415	307	6	.574

ASSISTANT COACHES

A		
Alexander, Hubbard	Receivers	1989-97
Allen, Ermal	Offensive Backfield	1962-69
	Special Assistant	1970-79
	Research and Development	1980-83
Armstrong, Neill	Research and Development	1982-89
Avezano, Joe	Special Teams	1990-00, 2002
	Special Teams/Tight Ends	2001

B		
Bates, Bill	Special Teams/	
	Defensive Assistant	1998-99
	Defensive Backs	2000
	Defensive Nickel Package/	
	Assistant Special Teams	2001-02
Bates, Jim	Linebackers	1996-97
	Assistant Head Coach/	
	Defensive Line	1998-99
Berry, Raymond	Offensive Ends	1968-69
Blake, John	Defensive Line	1993-95
Boller, Craig	Defensive Tackles	1996-97
Brodsky, Joe	Running Backs	1989-97

C		
Campo, Dave	Defensive Assistant	1989-90
	Defensive Backs	1991-94
	Defensive Coordinator	1995-99
Carthon, Maurice	Offensive Coordinator/	
	Running Backs	2003-04
Chandler, Wes	Receivers	2000-02
Coslet, Bruce	Offensive Coordinator	2002

D		
Dahms, Tom	Defensive Line	1960-62
Davis, Butch	Defensive Line	1989-92
	Defensive Coordinator/	
	Linebackers	1993
	Defensive Coordinator	1994
DeHaven, Bruce	Special Teams	2003-04
Dimancheff, Boris (Babe)	Backfield	1960-61
Ditka, Mike	Receivers/Tight Ends	1973-74
	Special Teams/	
	Tight Ends	1975-76, 1980
	Special Teams/Receivers	1977-79, 1981

E		
Ecklund, Brad	Offensive Line	1960-61
	Defensive Line	1962-63
Eddy, Jim	Defensive Assistant	1993
	Linebackers	1994-95
Edwards, George	Linebackers	1998-01
Erkenbeck, Jim	Offensive Line	1987-88

F		
Ford, Robert	Tight Ends	1991-97
Franklin, Bobby	Defensive Backfield	1968-71
	Special Teams	1972

G		
Geis, Wayne "Buddy"	Quarterbacks	1998-99
	Offensive Nickel Package	2000
Gibbs, Gary	Linebackers	2002-04
Gillman, Sid	Special Assistant	1972

H		
Hackett, Paul	Offensive Coordinator/	
	Quarterbacks/Receivers	1986
	Offensive Coordinator/	
	Quarterbacks	1987-88
Haley, Todd	Receivers	2004
Hall, Galen	Running Backs	2002
Hart, Tommy	Defensive Ends	1996-97
Hickey, Howard (Red)	Offensive Ends	1964-65
Hoffman, Steve	Kickers/Quality Control	1989-04
Houck, Hudson	Offensive Line	1993-01
Hughes, Ed	Offensive Backfield	1973-74, 1976
	Quarterbacks/Receivers	1975

J		
Jeffcoat, Jim	Defensive Line Assistant	1998-99
	Defensive Ends	2000-04
Juraszek, Joe	Strength and Conditioning	1997-04

L		
Lavan, Al	Running Backs	1980-88
Lee, David	Offensive Assistant	2003-04
Lowry, Alan	Special Teams	1982-86
	Receivers	1987-88
	Special Teams/Tight Ends	1989
	ight Ends	1990

M		
MacIntyre, Mike	Assistant Secondary	2003-04
Mackovic, John	Quarterbacks	1981-82
McNulty, John	Wide Receivers	2003
Meeks, Ron	Defensive Assistant	1991
Miles, Les	Tight Ends	1998-00
Myers, Jim	Offensive Line	1962-72
	Offensive Coordinator	1973-74
	Offensive Coordinator/	
	Offensive Line	1975-76
	Assistant Head Coach/	
	Offensive Line	1977-86

N		
Nolan, Dick	Defensive Backfield	1962-67
	Receivers	1982-85
	Defensive Backs	1986-90

P		
Painter, Dwain	Receivers	1998-99
Patterson, Andre	Defensive Tackles	2000-02
Payton, Sean	Assistant Head Coach/	
	Quarterbacks	2003-04
Pendergast, Clancy	Defensive Assistant/	
	Quality Control	1996-99
	Defensive Nickel Package	2000
	Defensive Backs	2001-02

Assistant Coaches, cont.

R		
Reeves, Dan	Offensive Backfield	1970-72, 1975
	Special Teams Coach	1974
	Quarterbacks/Receivers	1976
	Offensive Coordinator/	
	Offensive Backs	1977-79
	Offensive Coordinator/	
	Quarterbacks/Receivers	1980
Reilly, Jack	Quarterbacks	1997
	Offensive Coordinator	2000-01
Renfro, Ray	Passing Offense	1968-72
Rhyme, Jerry	Quarterbacks	1989
Robinson, Tommie	Offensive Assistant	1998-99
	Special Teams Assistant	2000
Rodgers, Kacy	Defensive Tackles	2003-04
Roy, Alvin	Strength and Conditioning	1973-75
S		
Seamon, Greg	Tight Ends	2002
Shelmon, Clarence	Running Backs	1998-01
Shofner, Jim	Quarterbacks	1983-85
Shula, Dave	Offensive Coordinator	1989
	Offensive Coordinator/	
	Quarterbacks	1990
Slowik, Bob	Defensive Assistant	1992
Smith, Glenn	Offensive Assistant	2000-01
Solari, Mike	Special Teams	1987-88
Sparano, Tony	Tight Ends	2003-04

Stallings, Gene	Defensive Backfield Coach	1972-85
Stautner, Ernie	Defensive Line	1966-72
	Defensive Coordinator	1973-74
	Defensive Coordinator/	
	Defensive Line	1975-88

T

Tubbs, Jerry	Linebackers	1966-88
Turner, Norv	Offensive Coordinator/	
	Quarterbacks	1991-93

V

Verducci, Frank	Offensive Line	2002
-----------------	----------------	------

W

Wannstedt, Dave	Defensive Coordinator/	
	Linebackers	1989-92
Ward, Bob	Strength and Conditioning	1976-89
Warhop, George	Offensive Line	2003-04
Wilson, Wade	Quarterbacks	2000-02
Wise, Tony	Offensive Line	1989-92
Woicik, Mike	Strength and Conditioning	1990-96

Z

Zampese, Ernie	Offensive Coordinator	1994-97
Zimmer, Mike	Defensive Assistant	1994
	Defensive Backs	1995-99
	Defensive Coordinator	2000-04

PLAYERS

A	
50 Abrams, Bobby, LB, Michigan, 1992-93	
21 Adams, David, RB, Arizona, 1987	
76 Adams, Flozell, G/T, Michigan State, 1998-04	
51/53 Adams, Keith, LB, Clemson, 2001-02	
24 Adams, Vashone, S, Eastern Michigan, 1999	
26 Adderley, Herb, CB, Michigan State, 1970-72	
23 Adkins, Margene, WR, Henderson J.C., 1970-71	
34 Agee, Tommie, FB, Auburn, 1990-94	
8 Aikman, Troy, QB, UCLA, 1989-90	
29 Akins, Chris, S, Arkansas-Pine Bluff, 1999-00	
36 Albritton, Vince, S/LB, Washington, 1984-91	
87 Alexander, Ray, WR, Florida A&M, 1988-89	
63 Alford, Darnell, T, Boston College, 2002	
31 Allen, Gary, RB, Hawaii, 1983-84	
73 Allen, Larry, G/T, Sonoma State, 1994-04	
19 Alworth, Lance, WR, Arkansas, 1971-72	
96 Anderson, Antonio, DT, Syracuse, 1997-98	
20 Anderson, Richie, FB, Penn State, 2003-04	
66 Andrie, George, DE, Marquette, 1962-72	
81 Ankrom, Scott, WR, Texas Christian, 1989	
10/35 Armstrong, Jimmy, DB, Appalachian State, 1987	
81 Armstrong, Tyji, TE, Mississippi, 1996	
64 Arneson, Jim, C/G, Arizona, 1973-74	
78 Asher, Bob, T, Vanderbilt, 1970	
76 Aughtman, Dowe, OL, Auburn, 1984	
89 Await, Rob, TE, San Diego St., 1990-91	

B

33 Babb, Gene, LB/RB, Austin College, 1960-61	
53 Babinecz, John, LB, Villanova, 1972-73	
23 Bailey, Robert, CB, Miami, Fla., 1995	
66 Baker, Jesse, DE, Jacksonville State, 1986	
10 Baker, Jon, K, Arizona State, 1995	
3 Baker, Sam, P/K, Oregon State, 1962-63	
62 Baldinger, Brian, OL, Duke, 1982-84, 1986-87	
87 Banks, Gordon, WR, Stanford, 1985-87	
80 Barksdale, Rod, WR, Arizona, 1987	
31 Barnes, Benny, DB, Stanford, 1972-82	
36 Barnes, Darian, FB, Hampton, 2004	
80 Barnes, Gary, WR, Clemson, 1963	
56 Barnes, Reggie, LB, Oklahoma, 1995	
56 Barnes, Rodrigo, LB, Rice, 1973-74	
81 Bateman, Marv, P, Utah, 1972-74	
40 Bates, Bill, S, Tennessee, 1983-97	
29 Bates, Michael, WR/KR, Arizona, 2003	
26 Batiste, Michael, DT/G, Tulane, 1995	
46 Baynham, Craig, RB, Georgia Tech, 1967-69	
11 Belden, Bob, QB, Notre Dame, 1969-70	
33 Bell, Jason, CB, UCLA, 2001	
91 Benson, Darren, DT, Trinity Valley C.C., 1995-98	
20 Bercich, Bob, S, Michigan State, 1960-61	
76 Bethea, Larry, DL, Michigan State, 1978-83	
7 Beuerlein, Steve, QB, Notre Dame, 1991-92	
46 Bickerstaff, Erik, RB, Wisconsin, 2003	
36 Bielski, Dick, TE, Maryland, 1960-61	
29 Billups, Terry, CB, North Carolina, 1998	
44 Bishop, Don, CB, CCLA, 1960-65	
86 Bjornson, Eric, TE, Washington, 1995-99	
24 Blackwell, Alois, RB, Houston, 1978-79	
89 Blackwell, Kelly, TE, Texas Christian, 1993	
99 Blade, Willie, DT, Mississippi State, 2003	
46 Blake, Ricky, RB, Alabama A&M, 1991	
28 Blount, Alvin, RB, Maryland, 1987	
68 Boeke, Jim, T, Heidelberg, 1964-67	
18 Boniol, Chris, K, Louisiana Tech, 1994-96	
87 Borden, Nate, DE, Indiana, 1960-61	
84 Borresen, Rich, TE, Northwestern, 1987	
58 Bowden, Joe, LB, Oklahoma, 2000	
51 Braatz, Tom, LB, Marquette, 1960	
77 Bradfute, Byron, T, Southern Mississippi, 1960-61	
1 Brady, Kerry, K, Hawaii, 1987	
82/85 Brazzell, Chris, WR, Angelo State, 1999-00	
53 Breunig, Bob, LB, Arizona State, 1975-84	
21/23/29 Brice, Alundis, CB, Mississippi, 1995-96	
43 Briggs, Greg, S, Texas Southern, 1995	
63 Brinkley, Lester, DL, Mississippi, 1990	
36 Brinson, Larry, RB, Florida, 1977-79	
77 Brock, Clyde, DT, Utah State, 1962-63	
50 Brooks, Jamal, LB, Hampton, 2001-03	
92 Brooks, Jermaine, DT, Arkansas, 2003	
99 Brooks, Kevin, DT, Michigan, 1985-88	
44 Brooks, Michael, S, No. Carolina St., 1990	
62 Brotzki, Bob, T, Syracuse, 1988	
79 Broughton, Willie, DT, Miami, Fla., 1989-90	
33 Brown, Eric, DB, Savannah State, 1989	
59 Brown, Guy, LB, Houston, 1977-82	
24/34 Brown, Larry, CB, Texas Christian, 1991-95, 1998	
31 Brown, Otto, DB, Prairie View, 1969	
59/60 Brownlow, Darrick, LB, Illinois, 1991, 1994	
88 Bryant, Antonio, WR, Pittsburgh, 2002-04	
60 Brymer, Chris, C/G, Southern Cal, 1999	
22 Bullocks, Amos, RB, Southern Illinois, 1962-64	
15/89/82 Burbage, Cornell, WR, Kentucky, 1987-89	
60 Burkett, Jackie, LB, Auburn, 1968-69	
73 Burnette, Dave, T, Central Arkansas, 1987	
57 Burton, Ron, LB, North Carolina, 1987-89	
22 Butler, Bill, S, Tenn. Chattanooga, 1960	

C

- 60 Caffey, Lee Roy, LB, Texas A&M, 1971
 86 Campbell, Dan, TE, Texas A&M, 2003-04
 57 Campos, Alan, LB, Louisville, 1996
 52 Cannon, Billy, LB, Texas A&M, 1984
 10 Cantrell, Barry, P, Fordham, 2000
 59 Capone, Warren, LB, Louisiana State, 1975
 18 Carano, Glenn, QB, Nevada-Las Vegas, 1977-83
 17 Carmichael, Harold, WR, Southern, 1984
 10 Carrell, Duane, P, Florida State, 1974
 91 Carson, Leonardo, DT, Auburn, 2003-04
 75 Carter, Jon, DT, Pittsburgh, 1989
 17 Carter, Quincy, QB, Georgia, 2001-03
 96/98 Carver, Shante, DE, Arizona State, 1994-97
 25 Case, Scott, S, Oklahoma, 1995
 75 Casillas, Tony, DT, Oklahoma, 1991-93, 1996-97
 23 Cason, Aveion, RB, Illinois State, 2003
 54 Cerqua, Marc, LB, Carson-Newman, 2001
 79 Cesario, Sal, G, Cal. Poly SLO, 1987
 35 Chancey, Robert, RB, no college, 1999
 85/89 Chandler, Thornton, TE, Alabama, 1986-89
 72 Cheek, Louis, OL, Texas A&M, 1990
 95 Chevrier, Randy, DT, McGill, 2001
 85 Chiaverini, Darrin, WR, Colorado, 2001
 72 Childress, Ray, DT, Texas A&M, 1996
 77 Ciszowski, Steve, T, Santa Clara, 1987
 42 Clack, Darryl, RB, Arizona State, 1986-89
 83/17 Clark, Mike, K, Texas A&M, 1968-71, 1973
 73 Clark, Monte, T, Southern California, 1962
 37 Clark, Phil, DB, Northwestern, 1967-69
 82 Clarke, Frank, TE/WR, Colorado, 1960-67
 83 Clay, Hayward, TE, Texas A&M, 1998-99
 95 Claybrooks, DeVone, DT, East Carolina, 2004
 47 Clinkscale, Dexter, S, South Carolina State, 1980, 1982-85
 52 Coakley, Dexter, LB, Appalachian State, 1997-04
 59 Cobb, Garry, LB, Southern California, 1988-89
 63 Cole, Larry, DL, Hawaii, 1968-80
 41 Coleman, Anthony, DB, Baylor, 1987
 93 Coleman, Kenyon, DE, UCLA, 2003-04
 44 Coleman, Lincoln, RB, Baylor, 1993-94
 86 Coleman, Ralph, LB, North Carolina A&T, 1972
 10 Collier, Reggie, QB, Southern Mississippi, 1986
 70 Collins, Javier, DT/T, Northwestern, 2001-03
 77 Colvin, Jim, DT, Houston, 1964-66
 61 Conaty, Bill, C, Virginia Tech, 2003
 31 Cone, Fred, K, Clemson, 1960
 54/53 Connelly, Mike, C, Utah State, 1960-67
 40 Conrad, Bobby Joe, WR, Texas A&M, 1969
 94 Cooper, Chris, DT, Nebraska-Omaha, 2004
 61 Cooper, Jim, OL, Temple, 1977-86
 93 Cooper, Reggie, LB, Nebraska, 1991
 18 Copper, Terrance, WR, East Carolina, 2004
 68 Cornish, Frank, C, UCLA, 1992-94
 85 Cornwell, Fred, TE, Southern California, 1984-85
 57 Coryatt, Quentin, LB, Texas A&M, 1999
 84 Cosbie, Doug, TE, Santa Clara, 1979-88
 44/81 Courville, Vince, WR, Rice, 1987
 84 Crayton, Patrick, WR, Northwestern Oklahoma, 2004
 90 Crockett, Willis, LB, Georgia Tech, 1990
 85 Cronin, Gene, LB, Pacific, 1960
 3 Cundiff, Billy, K, Drake, 2002-04
 7 Cunniff, Randall, QB, Nevada-Las Vegas, 2000
 3 Cunningham, Richie, K, SW Louisiana, 1997-99
 62 Cvercko, Andy, G, Northwestern, 1961-62

D

- 81 Daniel, Tim, WR, Florida A&M, 1993
 45/21 Daniels, Dick, S, Pacific, Ore., 1966-68
 29 Dantzler, Woodrow, RB, Clemson, 2002
 87 Davis, Billy, WR, Pittsburgh, 1995-98
 89 Davis, Donnie, WR, Southern, 1962
 40/29 Davis, Keith, S, Sam Houston, 2002, 2004
 57 Davis, Kyle, C, Oklahoma, 1975
 77/99 Davis, Nathan, DT, Indiana, 1998-99
 88 Davis, Sonny, LB, Baylor, 1961
 35 Davis, Wendell, CB, Oklahoma, 1996-99
 26 Davison, Andrew, CB, Kansas, 2003
 55 Del Rio, Jack, LB, Southern California, 1989-91
 21 Dennis, Pat, CB, Louisiana-Monroe, 2001
 21 Dennison, Doug, RB, Kutztown State, 1974-78
 55 DeOssie, Steve, LB, Boston College, 1984-88
 83 Deters, Harold, K, No. Carolina State, 1967
 26 Dial, Buddy, WR, Rice, 1964-66

- 64 Diaz, Jorge, G, Texas A&M-Kingsville, 2000
 51 Dickerson, Anthony, LB, Southern Methodist, 1980-84
 71 Dickson, Paul, T, Baylor, 1960
 76 Diehl, John, DT, Virginia, 1965
 63 DiNapoli, Gennaro, C, Virginia Tech, 2003
 89 Ditka, Mike, TE, Pittsburgh, 1969-72
 86/21 Dixon, James, WR/RB, Houston, 1989-91
 24 Dixon, Tony, S, Alabama, 2001-04
 34 Doelling, Fred, S, Pennsylvania, 1960
 53 Donaldson, Ray, C, Georgia, 1995-96
 83 Donley, Doug, WR, Ohio State, 1981-84
 62 Donohue, Leon, G, Cal. State San Jose, 1965-67
 67 Donovan, Pat, T, Stanford, 1975-83
 83 Doran, Jim, WR, Iowa State, 1960-61
 33 Dorsett, Tony, RB, Pittsburgh, 1977-87
 79 Dorsey, Char-ron, T, Florida State, 2001-02
 34 Douglas, Merrill, RB, Utah, 1961
 30 Dowdle, Mike, RB/LB, Texas, 1960-62
 26 Downs, Michael, S, Rice, 1981-88
 86 Duckett, Kenny, WR, Wake Forest, 1985
 89 Dugan, Fred, WR, Dayton, 1960
 52 Dulan, Chris, LB, Texas, 1987
 37 Dunn, Perry Lee, RB, Mississippi, 1964-65
 45 Dupre, L.G., RB, Baylor, 1960-61
 89 DuPree, Billy Joe, TE, Michigan State, 1973-83
 78 Dutton, John, DL, Nebraska, 1979-86
 71 Dwyer, Mike, DT, Massachusetts, 1987

E

- 42 Easmon, Ricky, DB, Florida, 1985
 79/77 East, Ron, DT, Montana State, 1967-70
 99 Eaton, Chad, DT, Washington State, 2004
 52 Edwards, Dave, LB, Auburn, 1963-75
 58 Edwards, Dixon, LB, Michigan State, 1991-95
 81/87 Edwards, Kelvin, WR, Liberty, 1987-88
 27 Edwards, Mario, CB, Florida State, 2000-03
 52 Eidson, Jim, G/C, Mississippi State, 1976
 96 Ekuban, Ebenezer, DE, North Carolina, 1999-03
 53 Elam, Onzy, LB, Tennessee State, 1989
 2 Elliott, Lin, K, Texas Tech, 1992-93
 98 Ellis, Greg, DE, North Carolina, 1998-04
 92 Evans, Demetric, DE, Georgia, 2001-02
 31/27 Everett, Thomas, S, Baylor, 1992-93

F

- 63 Falls, Mike, G, Minnesota, 1960-61
 27 Fellows, Ron, CB, Missouri, 1981-86
 54 Fieldings, Anthony, LB, Morningside College, 1995
 97 Fields, Aaron, DE, Troy State, 2000
 10 Filipovic, Filip, P, South Dakota, 2002
 46 Fishback, Joe, S, Carson-Newman, 1993-94
 73 Fisher, Ray, T, Eastern Illinois, 1960
 62 Fitzgerald, John, C, Boston College, 1971-80
 55 Flaherty, Harry, LB, Holy Cross, 1987
 63 Flannery, John, G, Syracuse, 1996-97
 82 Fleming, Cory, WR, Tennessee, 1994-95
 45 Flowers, Richmond, S, Tennessee, 1969-71
 80/83 Folkins, Lee, TE, Washington, 1962-64
 85 Folsom, Steve, TE, Utah, 1987-90
 80 Fontenot, Chris, TE, McNeese State, 2000
 80 Ford, Bernard, WR, Central Florida, 1989
 55 Fowler, Ryan, LB, Duke, 2004
 46 Fowler, Todd, FB, Stephen F. Austin, 1985-88
 38 Francis, Ron, CB, Baylor, 1987-90
 32 Franckhauser, Tom, CB, Purdue, 1960-61
 76 Frank, Bill, T, Colorado, 1964
 23 Frazier, Derrick, CB, Texas A&M, 1996
 30 Frazier, Lance, CB, West Virginia, 2004
 71 Frederick, Andy, T, New Mexico, 1977-81
 69/66 Fricke, Ben, G/C, Houston, 1999-01
 90 Frisch, Byron, DE, BYU, 2001
 15 Fritsch, Toni, K, Vienna, Austria, 1971-73, 1975
 79 Frost, Ken, DT, Kentucky, 1961-62
 75 Fry, Bob, T, Kentucky, 1960-64
 84 Fugett, Jean, TE, Amherst, 1972-75

G

- 80 Gadsden, Oronde, WR, Winston-Salem, 1995
 27 Gaechter, Mike, S, Oregon, 1962-69
 39 Gainer, Derrick, RB, Florida A&M, 1992-93
 89 Galbraith, Scott, TE, Southern California, 1993-94, 1997
 84 Galloway, Joey, WR, Ohio State, 2000-03
 29 Gant, Kenneth, CB, Albany St., 1990-94
 61 Garmon, Kelvin, G, Baylor, 2000-02

- 17 Garrett, Jason, QB, Princeton, 1993-99
 32 Garrison, Walt, RB, Oklahoma State, 1966-74
 80 Gay, Everett, WR, Texas, 1988
 35 Gent, Pete, W/TE, Michigan State, 1964-68
 27 George, Eddie, RB, Ohio State, 2004
 67/63 Gesek, John, G, Cal. St.-Sacramento, 1990-93
 11 Gibbs, Sonny, QB, Texas Christian, 1963
 63 Gibson, Aaron, T, Wisconsin, 2001-02
 83 Glenn, Terry, WR, Ohio State, 2003-04
 97 Glover, La'Roi, DT, San Diego State, 2002-04
 56 Godfrey, Randall, LB, Georgia, 1996-99
 66 Gogan, Kevin, T, Washington, 1987-93
 76 Gonzaga, John, DE, No. college, 1960
 9 Gonzalez, Daniel, QB, East Carolina, 1998
 83 Gonzalez, Leon, WR, Bethune, Cookman, 1985
 23 Goodrich, Dwayne, CB, Tennessee, 2000-02
 44 Gowdy, Cornell, DB, Morgan State, 1986
 4 Gowin, Toby, P, North Texas, 1997-99, 2003
 71 Granger, Charlie, T, Southern, 1961
 28 Granger, Norm, RB, Iowa, 1984
 56 Grant, Orantes, LB, Georgia, 2000-01
 58 Grau, Jeff, LS, UCLA, 2002
 29/48 Green, Alex, CB, Indiana, 1987
 61 Green, Allen, P/K, Mississippi, 1961
 34 Green, Cornell, DB, Utah State, 1962-74
 79 Gregg, Forrest, G/T, Southern Methodist, 1971
 77 Gregory, Bill, DL, Wisconsin, 1971-77
 21 Gregory, Glynn, WR/DB, Southern Methodist, 1961-62
 64 Grottkau, Bob, G, Oregon, 1961
 65 Gurode, Andre, G/C, Colorado, 2002-04
 60 Guy, Buzz, G, Duke, 1960

- H**
 64 Hagen, Halvor, C/G, Weber State, 1969-70
 94 Hailey, Charles, DE, James Madison, 1992-96
 38 Hall, Chris, S, East Carolina, 1993
 55 Hall, Lemanski, LB, Alabama, 1999
 54 Hambrick, Darren, LB, South Carolina, 1998-01
 35/42 Hambrick, Troy, RB, Savannah State, 2000-03
 60 Hamel, Dean, DT, Tulsa, 1989-90
 52 Hansen, Wayne, LB, Texas Wesleyan, 1960
 54 Hardy, Darryl, LB, Tennessee, 1995, 1997
 51 Hardy, Kevin, LB, Illinois, 2002
 80/82 Harper, Alvin, WR, Tennessee, 1991-94, 1999
 50 Harper, Dave, LB, Humboldt State, 1990
 24 Harper, Roger, S, Ohio State, 1996
 43 Harris, Cliff, S, Ouachita, 1970-79
 86 Harris, Duriel, WR, New Mexico State, 1984
 88 Harris, Jackie, TE, Northeast Louisiana, 2000-01
 40 Harris, Jim, S, Oklahoma, 1961
 80 Harris, Rod, WR, Texas A&M, 1990
 38 Hawthorne, Duane, CB, Northern Illinois, 1999-02
 22 Hayes, Bob, WR, Florida A&M, 1965-74
 33 Hayes, Wendell, RB, Humboldt State, 1963
 27 Haynes, Tommy, S, Southern California, 1987
 56 Hays, Harold, LB, Southern Mississippi, 1963-67
 62/78 Healy, Don, DT, Maryland, 1960-61
 49 Hegamin, George, T, North Carolina State, 1994-97
 56 Hegman, Mike, LB, Tennessee State, 1976-88
 11 Heinrich, Don, QB, Washington, 1960
 62/70 Hellestrae, Dale, OL, Southern Methodist, 1990-00
 58 Hemsley, Nate, LB, Syracuse, 1997-99
 56 Henderson, Thomas, LB, Langston, 1975-79
 58/50 Hendrickson, Steve, LB, California, 1989
 45 Hendrix, Manny, CB, Utah, 1986-91
 85 Hendrix, Tim, TE, Tennessee, 1987
 95 Hennings, Chad, DT, Air Force, 1992-00
 7 Henson, Drew, QB, Michigan, 2004
 72 Herchman, Bill, DT, Texas Tech, 1960-61
 1 Herrera, Elen, K, UCLA, 1974, 1976-77
 81 Hervey, Edward, WR, Southern Cal, 1995
 21 Higgs, Mark, RB, Kentucky, 1988
 32 Highsmith, Alonzo, FB, Miami, Fla., 1990-91
 9 Hilbert, Jon, K, Louisville, 2001
 31 Hill, Bill, CB, Rutgers, 1987
 35 Hill, Calvin, RB, Yale, 1969-74
 25 Hill, Rod, CB, Kentucky State, 1982-83
 80 Hill, Tony, WR, Stanford, 1977-86
 60/90 Hill, Tony, DE, Tenn. Chattanooga, 1991-92
 16 Hodge, Damon, WR, Alabama State, 2000
 10 Hodson, Tommy, QB, Louisiana State, 1994
 14 Hogeboom, Gary, CB, Central Michigan, 1980-85

- 23 Holloway, Johnny, CB, Kansas, 1986
 47 Holmes, Clayton, CB, Carson-Newman, 1992-95
 30 Holt, Issiac, CB, Alcorn State, 1989-92
 24 Homan, Dennis, WR, Alabama, 1968-70
 9 Hoopes, Mitch, P, Arizona, 1975
 20 Horton, Ray, S, Washington, 1989-92
 67 Houser, John, C/G, Redlands, 1960-61
 86 Houston, Bill, WR, Jackson State, 1974
 21 Howard, Carl, CB, Rutgers, 1984
 99 Howard, David, LB, Cal. St. Long Beach, 1989-90
 81 Howard, Percy, WR, Austin Peay, 1975
 87 Howard, Ron, TE, Seattle, 1974-75
 54 Howley, Chuck, LB, West Virginia, 1961-73
 81 Howton, Bill, WR, Rice, 1960-63
 51 Hoyem, Lynn, C/G, Cal. St. Long Beach, 1962-63
 49 Huggins, Johnny, TE, Alabama State, 2001
 42 Hughes, Randy, S, Oklahoma, 1975-80
 32 Hughes, Tyrone, CB, Nebraska, 1998
 11 Humphrey, Buddy, QB, Baylor, 1961
 79 Hunt, John, G/T, Florida, 1984
 34 Hunter, Monty, S, Salem, 1982
 47 Hunter, Pete, CB, Virginia Union, 2002-04
 52/58 Hurd, Jeff, LB, Kansas State, 1987
 40 Hurt, Eric, CB, Cal. State San Jose, 1980
 66 Husmann, Ed, DT, Nebraska, 1960
 59 Hutcherson, Ken, LB, Livingston State, 1974
 7 Hutchinsin, Chad, QB, Stanford, 2002-03
 57/55 Huther, Bruce, LB, New Hampshire, 1977-80, 1983
 66 Hutson, Tony, G, N.E. Oklahoma St., 1996-99

- I**
 88 Irvin, Michael, WR, Miami, Fla., 1988-99
 60 Isbell, Joe Bob, G, Houston, 1962-65
 81 Ismail, Raghib, WR, Notre Dame, 1999-01

- J**
 71 Jackson, Al, G, Louisiana State, 2000-01
 32 Jackson, Tim, S, Nebraska, 1989
 83 Jackson, Willie, WR, Florida, 1994
 56 James, Bradie, LB, Louisiana State, 2003-04
 80 James, Cedric, WR, Texas Christian, 2003
 53 Jax, Garth, LB, Florida State, 1986-88
 77 Jeffcoat, Jim, DE, Arizona State, 1983-94
 81 Jeffers, Patrick, WR, Virginia, 1998
 84 Jennings, Keith, TE, Clemson, 1989
 37 Jensen, Jim, RB, Iowa, 1976
 19 Jett, John, P, East Carolina, 1993-96
 62 Johnson, Al, C, Wisconsin, 2003-04
 86 Johnson, Butch, WR, Calif.-Riverside, 1976-83
 19 Johnson, Keyshawn, WR, Southern California, 2004
 23 Johnson, Mike, CB, Kansas, 1966-69
 64 Johnson, Mitch, G, UCLA, 1965
 29 Johnson, Undra, RB, West Virginia, 1989
 91 Johnson, Walter, DT, Pittsburgh, 1987
 48 Johnston, Daryl, FB, Syracuse, 1989-99
 51 Jones, Dale, LB, Tennessee State, 1967
 39 Jones, E.J., RB, Kansas, 1987
 72 Jones, Ed, DE, Tennessee State, 1974-78, 1980-89
 23 Jones, James, RB, Mississippi State, 1980-82, 1984-85
 25 Jones, Jermaine, CB, Northwestern State (LA), 2002
 97 Jones, Jimmie, DL, Miami, Fla., 1990-93
 21 Jones, Julius, RB, Notre Dame, 2004
 33 Jones, Nathan, CB, Rutgers, 2004
 55 Jones, Robert, LB, East Carolina, 1992-95
 55 Jordan, Lee Roy, LB, Alabama, 1963-76

- K**
 20 Kaiser, Jason, S, Culver-Stockton, 1999
 57 Keller, Mike, LB, Michigan, 1972
 60 Kennard, Derek, G, Nevada-Reno, 1994-96
 68 Ker, Crawford, G, Florida, 1985-90
 60 Killian, Gene, G, Tennessee, 1974
 60 Kiner, Steve, LB, Tennessee, 1970
 57 King, Angelo, LB, South Carolina State, 1981-83
 63 Kisalak, Michael, C/G, Maryland, 1998-99
 73 Kitson, Syd, G, Wake Forest, 1984
 79 Klein, Dick, T, Iowa, 1960
 4 Knorr, Micah, P, Utah State, 2000-02
 18 Kosar, Bernie, CB, Miami, Fla., 1993

- 35 Kowalczyk, Walt, RB, Michigan State, 1960
9 Kupp, Craig, QB, Pacific Lutheran, 1991
67 Kupp, Jake, G, Washington, 1964-65
25 Kyle, Aaron, CB, Wyoming, 1976-79

L

- 89 LaFleur, David, TE, Louisiana State, 1997-00
35 Laidlaw, Scott, RB, Stanford, 1975-79
38 Lang, David, RB, Northern Arizona, 1995
41 Larrimore, Kareem, CB, West Texas A&M, 2000-01
15 Laufenberg, Babe, QB, Indiana, 1989-90
25 Lassic, Derrick, RB, Alabama, 1993-94
29 Lavette, Robert, RB, Georgia Tech, 1985-87
66 Lawless, Burton, G, Florida, 1975-79
16 Leaf, Ryan, QB, Washington State, 2001
14 LeBaron, Eddie, QB, Pacific, 1960-63
32 Lee, ReShard, RB, Middle Tennessee St., 2004
68 Lehr, Matt, C/G, Virginia Tech, 2001-04
34 Lester, Tim, FB, Eastern Kentucky, 1999
78 Lett, Leon, DL, Emporia State, 1991-00
50 Lewis, D.D., LB, Mississippi State, 1968, 1970-81
23 Lewis, Woodley, WR, Oregon, 1960
64/67 Lilja, George, C, Michigan, 1987
74 Lilly, Bob, DL, Texas Christian, 1961-74
97 Lilly, Kevin, DT, Tulsa, 1989
72/64 Liscio, Tony, T, Tulsa, 1963-64, 1966-71
20 Livingston, Bruce, DB, Arkansas Tech, 1987
41 Livingston, Warren, CB, Arizona, 1961-66
35 Lockett, J.W., RB, Central Oklahoma, 1961-62
56 Lockhart, Eugene, LB, Houston, 1984-90
25 Logan, Obert, S, Trinity Tex., 1965-66
56 Long, Bob, LB, UCLA, 1962
19 Longley, Clint, QB, Abilene Christian, 1974-75
18 Lorthridge, Billy, P/OB, Georgia Tech, 1964
84/86 Lucky, Mike, TE, Arizona, 1999-02

M

- 58 Mackey, Louis, LB, Akron, 2001-02
51 Manders, Dave, C, Michigan State, 1964-66, 1968-74
22 Manning, Wade, CB, Ohio State, 1979
1 Marion, Brock, S, Nevada-Reno, 1993-97
31 Marsh, Amos, RB, Oregon State, 1961-64
79 Martin, Harvey, DE, East Texas State, 1973-83
34 Martin, Jamar, FB, Ohio State, 2002-03
83 Martin, Kelvin, WR, Boston College, 1987-92, 1996
67 Maryland, Russell, DT, Miami, Fla., 1991-95
25 Mathews, Ray, WR, Clemson, 1960
23 Mathis, Kevin, CB, Texas A&M-Commerce, 1997-99
1 Mat McBriar, P, Hawaii, 2004
99 McCormack, Hurvin, DT, Indiana, 1994-98
70 McCreary, Bob, T, Wake Forest, 1961
60 McDaniels, David, WR, Mississippi Valley, 1968
14 McDonald, Paul, OB, Southern California, 1986-87
25 McDonald, Tommy, WR, Oklahoma, 1964
79 McFadden, Marques, T, Arizona, 2002
83 McGarity, Wane, WR, Texas, 1999-01
62 McGee, Tony, TE, Michigan, 2002-03
42 McIlhenny, Don, RB, Southern Methodist, 1960-61
90 McIntosh, Toddrick, DT, Florida State, 1994
67 McIver, Everett, G, Elizabeth City State, 1998-99
35 McKie, Jason, FB, Temple, 2002
66 McKinney, Jeremy, G/T, Iowa, 2002
85 McKinnon, Dennis, WR, Florida St., 1990
82 McKnight, James, WR, Liberty, 1999-00
52 McLean, Scott, LB, Florida State, 1983
47 McNeil, Ryan, CB, Miami, Fla., 2000
35 McSwain, Chuck, RB, Clemson, 1983-84
70 Memmelaar, Dale, G, Wyoming, 1962-63
17 Meredith, Don, QB, Southern Methodist, 1960-68
78 Meyers, John, DT, Washington, 1962-63
83 Millen, Joey, TE, Oklahoma, 1993
7 Miller, Hugh, QB, Washington, 1993
3 Miller, Anthony, WR, Tennessee, 1997
3 Miller, Jim, P, Mississippi, 1983-84
85 Mills, Ernie, WR, Florida, 1998-99
72 Missouri, Dwayne, DE, Northwestern, 2001
34 Mitchell, Aaron, CB, Nevada-Las Vegas, 1979-80
82 Mitchell, Johnny, TE, Nebraska, 1996
27 Mobley, Singor, S, Washington State, 1997-99
47 Moegle, Dick, S, Rice, 1961
23 Montgomery, Mike, RB/WR, Kansas State, 1972-73
24 Monty, Jim, CB, Arkansas, 1960
37 Morgan, Dennis, RB, Western Illinois, 1974

- 81 Morgan, Quincy, WR, Kansas State, 2004
14 Morton, Craig, QB, California, 1965-74
80 Murchison, Ola Lee, WR, Pacific, 1961
3 Murray, Eddie, K, Tulane, 1993, 1999
29 Murrell, Adrian, RB, West Virginia, 2003
29 Myers, Greg, S, Colorado State, 2000
94 Myers, Michael, DL, Alabama, 1998-03
98 Myles, Godfrey, LB, Florida, 1991-96
62 Myslinski, Tom, G/C, Tennessee, 1999

N

- 73 Neely, Ralph, G/T, Oklahoma, 1965-77
39 Neufeld, Ryan, FB, UCLA, 1999
44 Newhouse, Robert, FB, Houston, 1972-83
41 Newman, Terence, CB, Kansas State, 2003-04
30 Newsome, Timmy, RB, Winston-Salem, 1980-88
67/61 Newton, Nate, G/T, Florida A&M, 1986-98
59 Nguyen, Dat, LB, Texas A&M, 1999-04
76 Niland, John, G, Iowa, 1966-74
60 Nix, John, DT, Southern Miss, 2001-02
73 Noble, Brandon, DT, Penn State, 1999-02
25 Nolan, Dick, S, Maryland, 1962
60 Noll, Ben, G, Pennsylvania, 2004
73 Noonan, Danny, DL, Nebraska, 1987-92
84 Norman, Pettis, TE, J.C. Smith, 1962-70
25 Norton, Jerry, S, Southern Methodist, 1962
51 Norton, Ken, LB, UCLA, 1988-93
84 Novacek, Jay, TE, Wyoming, 1990-96
76 Nutting, Ed, T, Georgia Tech, 1963
61 Nye, Blaine, G, Stanford, 1968-76

O

- 90 Ogbogu, Eric, DE, Maryland, 2003-04
82 Ogden, Jeff, WR, Eastern Washington, 1998-99
54 O'Neil, Keith, LB, Northern Arizona, 2003-04
62 Oswald, Paul, G, Kansas, 1988
76 Otto, Bob, DL, Idaho State, 1966
20 Overton, Jerry, S, Utah, 1983
31 Owens, Billy, DB, Pittsburgh, 1988

P

- 62 Page, Craig, C, Georgia Tech, 2000
77 Page, Solomon, G/T, West Virginia, 1999-02
26 Palmer, Paul, RB, Temple, 1989
21 Parks, Billy, WR, Cal. St. Long Beach, 1972
62 Parrish, James, T, Temple, 1993-94
56 Patera, Jack, LB, Oregon, 1960-61
43 Patterson, Elvis, CB, Kansas, 1993
88 Pearson, Drew, WR, Tulsa, 1973-83
26 Pearson, Preston, RB, Illinois, 1975-80
9 Peete, Rodney, QB, Southern California, 1994
76 Pelluer, Steve, QB, Washington, 1984-88
59 Penn, Jesse, LB, Virginia Tech, 1985-87
22 Peoples, George, RB, Auburn, 1982
33 Percival, Mac, K, Texas Tech, 1974
43 Perkins, Don, RB, New Mexico, 1961-68
92 Perkins, Ray, DE, Virginia, 1987
39 Perryman, Robert, FB, Michigan, 1990
65 Petersen, Kurt, G, Missouri, 1980-85
58 Peterson, Calvin, LB, UCLA, 1974-75
81 Phillips, Kirk, WR, Tulsa, 1984
49 Pierce, Brett, TE, Stanford, 2004
33 Pinder, Cyril, RB, Illinois, 1973
97 Pittman, Kavika, DE, McNeese St., 1996-99
73 Ploeger, Kurt, DL, Gustavus Adolphus, 1986
62 Poimboeuf, Lance, K, Southwest Louisiana, 1963
39 Polite, Lousaka, FB, Pittsburgh, 2004
97 Ponder, David, DT, Florida State, 1985
86 Porterfield, Garry, DE, Tulsa, 1965
81 Powe, Karl, WR, Alabama State, 1985-86
25 Powell, Jemel, CB, California, 2003
75 Pozderac, Phil, T, Notre Dame, 1982-87
89 Price, Jim, TE, Stanford, 1993
52 Pruitt, Mickey, LB, Colorado, 1991-92
75 Pugh, Jethro, DT, Elizabeth City, 1965-75
61 Putnam, Duane, G, Pacific, 1960

Q

- 11 Quinn, Mike, QB, Stephen F. Austin, 1998-99

R

- 64 Rafferty, Tom, G/C, Penn State, 1976-89
87 Rambo, Ken-Yon, WR, Ohio State, 2001-02

- 60 Randall, Tom, G, Iowa State, 1978
 88 Randle, Sonny, WR, Virginia, 1968
 82 Reece, Beasley, CB/WR, North Texas, 1976
 68 Reese, Guy, DT, Southern Methodist, 1962-63
 43 Reese, Izell, S, Alabama-Birmingham, 1998-01
 30 Reeves, Dan, RB/QB, South Carolina, 1965-72
 35 Reeves, Jacques, CB, Purdue, 2004
 20 Renfro, Mel, DB/RB, Oregon, 1964-77
 82 Renfro, Mike, WR, Texas Christian, 1984-87
 19 Rentzel, Lance, WR, Oklahoma, 1967-70
 76 Reynolds, Jerry, T, Nevada-Las Vegas, 1994
 13 Rhome, Jerry, QB, Tulsa, 1965-68
 27 Richards, Curvin, RB, Pittsburgh, 1991-92
 83 Richards, Golden, WR, Hawaii, 1973-76
 70 Richards, Howard, G/T, Missouri, 1981-86
 31 Richardson, Gloster, WR, Jackson State, 1971
 88 Ridgway, Colin, P/K, Lamar Tech, 1965
 42 Ridlon, Jim, S, Syracuse, 1963-64
 30 Riley, Earl, S, Washington State, 2000
 12 Roach, John, QB, Southern Methodist, 1964
 87 Roberts, Alfredo, TE, Miami, Fla., 1991-92
 85 Robinson, Jeff, TE, Idaho, 2002-04
 45 Robinson, Larry, RB, Tennessee, 1973
 56 Roe, Bill, LB, Colorado, 1980
 79 Rogers, Jacob, T, Southern California, 2004
 50 Rohrer, Jeff, LB, Yale, 1982-87
 9 Romo, Tony, QB, Eastern Illinois, 2003-04
 56 Roper, John, LB, Texas A&M, 1993
 20/21 Ross, Derek, CB, Ohio State, 2002-03
 36 Ross, Dominique, RB, Valdosta State, 1995-96
 68 Ross, Oliver, T, Iowa State, 1998
 88 Rucker, Reggie, WR, Boston University, 1970-71
 9 Ruzek, Roger, K, Weber State, 1987-89
 80 Ryan, Sean, TE, Boston College, 2004

S

- 87 Saldi, Jay, TE, South Carolina, 1976-82
 89 Salonen, Brian, TE/LB, Montana, 1984-85
 26 Sanchez, Jeff, CB, Tulane, 2003
 70 Sandeman, Bill, DT, Pacific, 1966
 21 Sanders, Deion, CB/WR, Florida State, 1995-99
 80 Santiago, O.J., TE, Kent, 2000
 39 Sargent, Broderick, FB, Baylor, 1989
 8 Sawyer, Buzz, P, Baylor, 1987
 4 Saxon, Mike, P, San Diego St., 1985-92
 68 Scarlett, Noel, DT, Langston, 2000
 79 Schaum, Greg, DE, Michigan State, 1976
 65 Schoenke, Ray, T, Southern Methodist, 1963-64
 66 Schultz, Chris, T, Arizona, 1983, 1985
 52 Schwantz, Jim, LB, Purdue, 1994-96
 77 Scifres, Steve, OL, Wyoming, 1997
 47 Scott, Chuck, WR, Vanderbilt, 1987
 85 Scott, Darnay, WR, San Diego State, 2002
 68 Scott, Herb, G, Virginia Union, 1975-84
 35 Scott, Kevin, RB, Stanford, 1989
 21/38 Scott, Lynn, S, Northwestern Oklahoma, 2001-04
 52 Scott, Sean, LB, Maryland, 1988
 22 Scott, Victor, DB, Colorado, 1984-88
 10 Secules, Scott, QB, Virginia, 1988
 6 Seder, Tim, K, Ashland, 2000-01
 88 Sellers, Ron, WR, Florida State, 1972
 1 Septien, Rafael, K, Southwest Louisiana, 1978-86
 58 Shanley, Scott, LB, Nebraska, 2003-04
 94/53 Shannon, Randy, LB, Miami, Fla., 1989-90
 52 Shaw, Robert, C, Tennessee, 1979-81
 7 Shearin, Joe, C, Texas, 1987
 87/82 Shepard, Derrick, WR, Oklahoma, 1989-91
 86 Sherer, Dave, P, Southern Methodist, 1960
 86 Sherrard, Mike, WR, UCLA, 1986
 63 Shields, Joe, OL, Portland State, 1987
 50 Shiver, Clay, C, Florida State, 1996-98
 46/25 Shy, Les, RB, Cal. St. Long Beach, 1966-69
 62 Simmons, Cleo, TE, Jackson State, 1983
 53 Simmons, Dave, LB, Georgia Tech, 1968
 53 Simmons, Victor, LB, Central State, Ohio, 1987
 51 Singleton, Al, LB, Temple, 2003-04
 65 Staton, Tony, G, Southern Cal., 1990
 42 Smagala, Stan, DB, Notre Dame, 1990-91
 60 Smerek, Don, DL, Nevada-Reno, 1981-87
 93 Smith, Artie, DT, Louisiana Tech, 1998
 59 Smith, Darrin, LB, Miami, Fla., 1993-96
 75/79 Smith, Daryle, T, Tennessee, 1987-88
 39 Smith, Donald, S, Liberty, 1991
 22 Smith, Emmitt, RB, Florida, 1990-92

- 24 Smith, J.D., RB, No. Carolina A&T, 1965-66
 81 Smith, Jackie, TE, Northwest Louisiana, 1978
 64 Smith, Jim Ray, G/T, Baylor, 1963-64
 82 Smith, Jimmy, WR, Jackson State, 1992
 26 Smith, Kevin, CB, Texas A&M, 1992-99
 57 Smith, Myron, LB, Louisiana Tech, 1998
 36 Smith, Sean, DT, Grambling, 1989
 33 Smith, Tarik, RB, California, 1998-99
 33 Smith, Timmy, RB, Texas Tech, 1990
 85 Smith, Tody, DL, Southern California, 1971-72
 57 Smith, Vinson, LB, East Carolina, 1990-92, 1997
 86 Smith, Waddell, WR, Kansas, 1984
 87 Smth, Zuriel, WR, Hampton, 2003
 18 Snyder, Loren, QB, Northern Colorado, 1987
 54 Solomon, Jesse, LB, Florida State, 1989-90
 46 Solomon, Roland, S, Utah, 1980
 45 Solvold, Mike, TE, Wisconsin, 2001
 20 Sparks, Phillippi, CB, Arizona State, 2000
 90 Spellman, Alonzo, DT, Ohio State, 1999-00
 80 Spivey, Sebron, WR, Southern Illinois, 1987
 55 Spradlin, Danny, LB, Tennessee, 1981-82
 20 Springs, Ron, RB, Ohio State, 1979-84
 65 Stalls, Dave, DE, Northern Colorado, 1977-79
 12 Staubach, Roger, QB, Navy, 1969-79
 55 Steele, Markus, LB, Southern California, 2001-03
 81/82 Steele, Robert, WR, Northern Alabama, 1978
 79/77 Stephens, Larry, DE, Texas, 1963-67
 70/53 Stepnoski, Mark, G/C, Pittsburgh, 1989-94, 1999-01
 28 Stewart, Curtis, RB, Auburn, 1989
 64 Stewart, Daleroy, DT, Southern Miss, 2002-04
 40 Stiger, Jim, RB, Washington, 1963-65
 83 Still, Bryan, WR, Virginia Tech, 1999
 56 Stincin, Tom, LB, Michigan, 1969-71
 5 Stoerner, Clint, QB, Arkansas, 2000-02
 31 Stokes, Sim, WR, Northern Arizona, 1967
 65 Stone, Ron, T, Boston College, 1993-95
 18 Stoudt, Cliff, QB, Youngstown St., 1990-91
 28 Stoutmire, Omar, S, Fresno State, 1997-98
 82 Stowe, Otto, WR, Iowa State, 1973
 96 Stubbs, Daniel, DE, Miami, Fla., 1990-91
 30 Studstill, Darren, S, West Virginia, 1994
 90 Sturgis, Oscar, DE, North Carolina, 1995
 40 Strayhorn, Les, RB, East Carolina, 1973-74
 55 Strickland, Fred, LB, Purdue, 1996-98
 67 Stynchula, Andy, DE, Penn State, 1968
 45 Sualua, Nicky, FB, Ohio State, 1997-98
 72 Sullivan, Mike, T, Miami, Fla., 1991
 51/57 Swan, Russ, LB, Virginia, 1987
 19 Sweeney, Kevin, QB, Cal. St. Fresno, 1987-88
 80 Swinton, Reggie, WR, Murray State, 2001-03

T

- 71/72 Talbert, Don, DE/OT, Texas, 1962, 1965, 1971
 25 Tautalatasi, Junior, RB, Washington State, 1989
 36 Taylor, Tony, RB, Northwestern Louisiana, 2001
 30/31 Teague, George, S, Alabama, 1996, 1998-01
 89 Tennell, Derek, TE, UCLA, 1992
 16 Testaverde, Vinny, QB, Miami, Fla., 2004
 27 Thomas, Bill, RB, Boston College, 1972
 32 Thomas, Blair, RB, Penn State, 1994
 51 Thomas, Broderick, LB, Nebraska, 1996-98
 41 Thomas, Dave, CB, Tennessee, 1993-94
 33 Thomas, Duane, RB, West Texas State, 1970-71
 37 Thomas, Ike, CB, Bishop, 1971
 59/44 Thomas, Robert, LB/FB, Henderson State, 1998-02
 67 Thompson, Broderick, G, Kansas, 1985
 77 Thornton, Bruce, DL, Illinois, 1979-81
 25 Thornton, Bruce, CB, Georgia, 2004
 53 Thornton, Kalen, LB, Texas, 2004
 79 Rogers, Jacob, T, Southern California, 2004
 32 Thurman, Dennis, DB, Southern California, 1978-85
 59 Timmer, Kirk, LB, Montana State, 1987
 98 Tippins, Ken, LB, Middle Tennessee St., 1989
 63 Titensor, Glen, G, Brigham Young, 1981-86, 1988
 53/50 Tolbert, Brandon, LB, Georgia, 1998-00
 62/92 Tolbert, Tony, DL, Texas-El Paso, 1989-97
 76 Toomay, Pat, DE, Vanderbilt, 1970-74
 71 Townes, Willie, DE, Tulsa, 1966-68
 27 Tremble, Greg, S, Georgia, 1995
 87 Truax, Billy, TE, Louisiana State, 1971-73
 50 Tubbs, Jerry, LB, Oklahoma, 1960-67
 87 Tucker, Jason, WR, Texas Christian, 1999-00
 69 Tucker, Ross, G, Princeton, 2002
 77 Tucker, Torrin, T, Southern Mississippi, 2003-04
 71 Tuinei, Mark, OT/DL, Hawaii, 1983-97
 57 Turner, Jimmie, LB, Presbyterian, 1984

U

- 93 **Ulufale, Mike**, DT, Brigham Young, 1996
 91 **Underwood, Dimitrius**, DL, Michigan State, 2000-01

V

- 91 **Vanderbeek, Matt**, LB/DE, Michigan State, 1993-94
 30 **Van Raaphorst, Dick**, K, Ohio State, 1964
 37 **Vaughn, Lee**, DB, Wyoming, 1997
 76 **Veingrad, Alan**, OL, E. Texas St., 1991-92
 11 **Villanueva, Danny**, P/K, New Mexico State, 1965-67
 78 **Vollers, Kurt**, T, Notre Dame, 2002-04

W

- 95 **Walen, Mark**, DT, UCLA, 1987-88
 67 **Walker, Gary**, OL, Boston University, 1987
 34 **Walker, Herschel**, RB, Georgia, 1986-89, 1996-97
 57 **Walker, Louie**, LB, Colorado State, 1974
 57 **Walker, Malcolm**, C, Rice, 1966-69
 71 **Wallace, Rodney**, G/T, New Mexico, 1971-73
 24 **Walls, Everson**, CB, Grambling, 1981-89
 3 **Walsh, Steve**, QB, Miami, Fla., 1989-90
 59 **Walter, Mike**, LB, Oregon, 1983
 71 **Walter, Tyson**, OL, Ohio State, 2002-04
 78 **Walton, Bruce**, G, UCLA, 1973-75
 87 **Ward, Dedric**, WR, Northern Iowa, 2004
 89 **Ware, Derek**, TE, Central Oklahoma, 1996
 42 **Warren, Chris**, RB, Ferrum, 1998-00
 5 **Warren, John**, P, Tennessee, 1983-84
 37 **Washington, James**, S, UCLA, 1990-94
 46 **Washington, Mark**, CB, Morgan State, 1970-78
 41 **Waters, Charlie**, DB, Clemson, 1970-78, 1980-81
 83 **Watkins, Kendall**, TE, Mississippi State, 1995
 94 **Watts, Randy**, DE, Catawba, 1987
 33 **Wayt, Russell**, LB, Rice, 1965
 95 **Weatherington, Colston**, DE, Central Missouri State, 2002
 42 **Welch, Claxton**, RB, Oregon, 1969-71
 66 **Wells, Norm**, G, Northwestern, 1980
 65 **Westberry, Gary**, C, Hampton, 1987
 30 **Westbrook, Bryant**, CB, Texas, 2002
 46/82/83/81 **Whalen, James**, TE, Kentucky, 2000-03
 30 **Wheaton, Kenny**, CB, Oregon, 1997-99
 65/70 **White, Bob**, OL, Rhode Island, 1987-89
 92 **White, Chris**, DE, Southern, 2000
 11 **White, Danny**, QB/P, Arizona State, 1976-88
 37 **White, Gerald**, FB, Michigan, 1987
 54 **White, Randy**, DT/LB, Maryland, 1975-88
 42 **Whitfield, A.D.**, RB, North Texas, 1965

- 53 **Whittingham, Fred**, LB, Cal. Poly SLO, 1969
 12/10 **Widby, Ron**, P, Tennessee, 1968-71
 78 **Widell, Dave**, T, Boston College, 1988-89
 65 **Wilbur, John**, T, Stanford, 1966-69
 75 **Wiley, Marcellus**, DE, Columbia, 2004
 32 **Wiley, Michael**, RB, Ohio State, 2000-02
 42/25 **Williams, Charlie**, S, Bowling Green, 1995-00
 79 **Williams, Erik**, T, Central (OH) State, 1991-00
 36 **Williams, Joe**, RB, Wyoming, 1971
 38 **Williams, John**, FB, Wisconsin, 1985
 85 **Williams, Kevin**, WR, Miami, Fla., 1993-96
 89 **Williams, Randal**, WR, New Hampshire, 2001-04
 23 **Williams, Robert**, CB, Baylor, 1987-93
 31 **Williams, Roy**, S, Oklahoma, 2002-04
 20 **Williams, Sherman**, RB, Alabama, 1995-99
 80 **Williams, Stepfret**, WR, Northeast Louisiana, 1996-97
 86 **Williams, Tyrone**, WR, Western Ontario, 1993
 37 **Williams, Tyrone**, CB, Nebraska, 2004
 1 **Willis, Ken**, K, Kentucky, 1990-91
 98 **Willis, Mitch**, DT, Southern Methodist, 1990
 42 **Wilson, Robert**, FB, Texas A&M, 1994
 81/45 **Wilson, Steve**, WR/CB, Howard, 1979-81
 11/18 **Wilson, Wade**, QB, East Texas State, 1995-97
 84 **Wisener, Gary**, WR, Baylor, 1960
 48 **Witherspoon, Terry**, FB, Clemson, 2001
 82 **Witten, Jason**, TE, Tennessee, 2003-04
 2 **Woodson, Darren**, S, Arizona State, 1992-03
 45 **Woolsey, Rolly**, DB, Boise State, 1975
 57 **Wortham, Barron**, LB, Texas-El Paso, 2000
 81 **Wright Alexander**, WR, Auburn, 1990-92
 2 **Wright, Anthony**, QB, South Carolina, 2000-01
 15 **Wright, Brad**, QB, New Mexico, 1982
 41 **Wright, Charles**, DB, Tulsa, 1988
 85/70 **Wright, Rayfield**, TE/T, Fort Valley State, 1967-79
 73 **Wright, Steve**, T, Northern Iowa, 1981-82

Y

- 78 **Youmans, Maury**, DE, Syracuse, 1964-65
 30 **Young, Charles**, RB, North Carolina State, 1974-76
 75 **Young, Ryan**, T, Kansas State, 2003

Z

- 93 **Zellner, Peppi**, DE, Fort Valley State, 1999-02
 6 **Zendejas, Luis**, K, Arizona State, 1987-89
 62 **Zentic, Mike**, C, Oklahoma State, 1987
 76 **Zimmerman, Jeff**, G, Florida, 1987-90

LEAST USED

Numbers Worn By Just One Player

- 13 Jerry Rhome, QB, 1965-68
 74 Bob Lilly, DL, 1961-74

Numbers Worn By Just Two Players

- 2 Lin Elliott, K, 1992-93
 Anthony Wright, QB, 2000-01
 5 John Warren, P, 1983-84
 Clint Stoerner, QB, 2000-02
 6 Luis Zendejas, K, 1987-89
 Tim Seder, K, 2000-01
 8 Buzz Sawyer, P, 1967
 Troy Aikman, QB, 1989-00
 49 Johnny Huggins, TE, 2001
 Brett Pierce, TE, 2004

MOST USED

Most Frequently Issued Number

- | | | | |
|----|---|----|---------|
| 81 | - | 20 | Players |
| 80 | - | 19 | Players |
| 82 | - | 18 | Players |
| 83 | - | 17 | Players |
| 25 | - | 15 | Players |
| 57 | - | 15 | Players |
| 62 | - | 15 | Players |
| 87 | - | 15 | Players |
| 89 | - | 15 | Players |

Cowboys All-Time College Roster

A

Abilene Christian	1
Air Force	1
Akron	1
Alabama	9
Alabama A&M	1
Alabama-Birm.	1
Alabama State	3
Albany State	1
Alcorn State	1
Amherst	1
Angelo State	1
Appalachian State	2
Arizona	8
Arizona State	9
Arkansas	4
Arkansas-Pine Bluff	1
Arkansas Tech	1
Ashland	1
Auburn	8
Austin College	1
Austin Peay	1

B

Baylor	13
Bethune-Cookman	1
Bishop	1
Boise State	1
Boston College	8
Boston University	2
Bowling Green	1
Brigham Young	3

C

California	4
Cal Poly SLO	2
Cal. St. Long Beach	4
Calif.-Riverside	1
Carson-Newman	3
Catawba	1
CCLA	1
Central Arkansas	1
Central Florida	1
Central Michigan	1
Central Missouri	1
Central Oklahoma	2
Central State, Ohio	2
Clemson	9
Colorado	7
Colorado State	2
Columbia	1
Culver-Stockton	1

D

Dayton	1
Drake	1
Duke	3

E

East Carolina	8
Eastern Illinois	2
Eastern Kentucky	1
Eastern Michigan	1
Eastern Washington	1
Elizabeth City	2
Emporia State	1

F

Ferrum	1
Florida	10
Florida A&M	5
Florida State	13
Fordham	1
Fort Valley State	2
Fresno State	2

G

Georgia	9
Georgia Tech	7
Grambling	2
Gustavus Adolphus	1

H

Hampton	4
Hawaii	6
Heidelberg	1
Henderson J.C.	1
Henderson State	1
Holy Cross	1
Houston	8
Howard	1
Humboldt State	2

I

Idaho	1
Idaho State	1
Illinois	5
Illinois State	1
Indiana	5
Iowa	5
Iowa State	4

J

J.C. Smith	1
Jackson State	4
Jacksonville State	1
James Madison	2

K

Kansas	8
Kansas State	5
Kent	1
Kentucky	6
Kentucky State	1
Kutztown State	1

L

Lamar	1
Langston	2
Liberty	3
Livingston	1
SW Louisiana-Laf.	3
Louisiana-Monroe	3
Louisiana State	6
Louisiana Tech.	3
Louisville	2

M

Marquette	2
Maryland	8
Massachusetts	1
McGill	1
McNeese State	2
Miami, Fla.	16
Michigan	9
Michigan State	13
Mid. Tennessee St.	2
Minnesota	1
Mississippi	6
Mississippi State	5
Mississippi Valley	1
Missouri	3
Montana	1
Montana State	2
Morgan State	2
Morningside Coll.	1
Murray State	1

N

Navy	1
Nebraska	11

Nebraska-Omaha	1
Nevada	3
Nevada-Las Vegas	4
New Hampshire	2
New Mexico	4
New Mexico State	2
North Carolina	5
North Carolina A&T	2
North Carolina St.	4
North Texas	3
NE Oklahoma	1
North Alabama	1
Northern Arizona	3
Northern Colorado	2
Northern Illinois	1
Northern Iowa	2
Northwest La.	3
Northwestern	6
NW Oklahoma	2
Notre Dame	7

O

Ohio State	15
Oklahoma	15
Oklahoma State	2
Oregon	8
Oregon State	2
Ouachita	1

P

Pacific	5
Pacific Lutheran	1
Pacific, Ore.	1
Penn State	5
Pennsylvania	2
Pittsburgh	10
Portland State	1
Prairie View A&M	1
Presbyterian	1
Princeton	2
Purdue	4

R

Redlands	1
Rhode Island	1
Rice	8
Rutgers	3

S

Sacramento State	1
Salem	1
Sam Houston	1
San Diego State	4
San Jose State	2
Santa Clara	2
Savannah State	2
Seattle	1
Sonoma State	1
South Carolina	4
South Carolina St.	2
South Dakota	1
Southern	4
Southern California	16
Southern Illinois	2
Southern Methodist	12
Southern Miss.	6
Stanford	11
Stephen F. Austin	2
Syracuse	7

T

Taylor	1
Temple	5
Tennessee	20
Tennessee-Chat.	2

Tennessee State	3
Texas	9
Texas A&M	15
Texas A&M-Corn.	4
Texas A&M-Kings	1
Texas Christian	8
Texas Southern	1
Texas Tech	3
Texas Wesleyan	1
Texas-El Paso	2
Trinity, Tex.	1
Trinity Valley C.C.	1
Troy State	1
Tulane	3
Tulsa	9

U

UCLA	16
Utah	6
Utah State	4

V

Valdosta State	1
Vanderbilt	3
Vienna, Austria	1
Villanova	1
Virginia	6
Virginia Tech	5
Virginia Union	2

W

Wake Forest	3
Washington	11
Washington State	5
Weber State	2
West Texas A&M	2
West Virginia	6
Western Illinois	1
Western Ontario	1
Winston-Salem	2
Wisconsin	6
Wyoming	6

Y

Yale	2
Youngstown State	1

TOP SCHOOLS

Tennessee	20
Miami, Fla.	16
Southern California	16
UCLA	16
Ohio State	15
Oklahoma	15
Texas A&M	15
Baylor	13
Florida State	13
Michigan State	13
S. Methodist	12
Nebraska	11
Stanford	11
Washington	11
Florida	10
Pittsburgh	10

Cowboys All-Time Roster by Number

1

Herrerra, Efen, K, 1974, 1976-77
Septien, Rafael, K, 1978-86
Brady, Kerry, K, 1987
Willis, Ken, K, 1990-91
McBriar, Mat, P, 2004

2

Elliott, Lin, K, 1992-93
Wright, Anthony, QB, 2000-01

3

Miller, Jim, P, 1983-84
Walsh, Steve, QB, 1989-90
Murray, Eddie, K, 1993, 1999
Cunningham, Richie, K, 1997-99
Cundiff, Billy, K, 2002-04

4

Saxon, Mike, P, 1985-92
Gowin, Toby, P, 1997-99, 2003
Knorr, Micah, P, 2000-02

5

Warren, John, P, 1983-84
Stoerner, Clint, QB, 2000-02

6

Zendejas, Luis, K, 1987-89
Seder, Tim, K, 2000-01

7

Beuerlein, Steve, QB, 1991-92
Millen, Hugh, QB, 1993
Cunningham, Randall, QB, 2000
Hutchinson, Chad, QB, 2002-03
Henson, Drew, QB, 2004

8

Sawyer, Buzz, P, 1987
Aikman, Troy, QB, 1989-00

9

Hoopes, Mitch, P, 1975
Ruzek, Roger, K, 1987-89
Kupp, Craig, QB, 1991
Peete, Rodney, QB, 1994
Gonzalez, Daniel, QB, 1998
Hilbert, Jon, K, 2001
Romo, Tony, QB, 2003-04

10

Widby, Ron, P, 1968-71
(Widby also wore #12)
Carrell, Duane, P, 1974
Collier, Reggie, QB, 1986
Armstrong, Jimmy, DB, 1987
(Armstrong also wore #35)
Secules, Scott, QB, 1988
Hodson, Tommy, QB, 1994
Baker, Jon, K, 1995
Cantrell, Barry, P, 2000
Filipovic, Filip, P, 2002

11

Heinrich, Don, QB, 1960
Humphrey, Buddy, QB, 1961
Gibbs, Sonny, QB, 1963
Villanueva, Danny, P/K, 1965-67
Belden, Bob, QB, 1969-70
White, Danny, QB/P, 1976-88
Wilson, Wade, QB, 1995-97
(Wilson also wore #18)
Quinn, Mike, QB, 1998-99

12

Roach, John, QB, 1964
Widby, Ron, P, 1968-71
(Widby also wore #10)
Staubach, Roger, QB, 1969-79

13

Rhyme, Jerry, QB, 1965-68

14

LeBaron, Eddie, QB, 1960-63
Morton, Craig, QB, 1965-74
Hogeboom, Gary, QB, 1980-85
McDonald, Paul, QB, 1986-87

15

Fritsch, Toni, K, 1971-73, 1975
Wright, Brad, QB, 1982
Burbage, Cornell, WR, 1987-89
(Burbage also wore #89 and #82)
Laufenberg, Babe, QB, 1989-90

16

Pelluer, Steve, QB, 1984-88
Hodge, Damon, WR, 2000
Leaf, Ryan, QB, 2001
Testaverde, Vinny, QB, 2004

17

Meredith, Don, QB, 1960-68
Clark, Mike, K, 1968-71, 1973
(Clark also wore #83)
Carmichael, Harold, WR, 1984
Garrett, Jason, QB, 1993-99
Carter, Quincy, QB, 2001-03

18

Lothridge, Billy, P/QB, 1964
Carano, Glenn, QB, 1977-83
Snyder, Loren, QB, 1987
Stoudt, Cliff, QB, 1990-91
Kosar, Bernie, QB, 1993
Boniol, Chris, K, 1994-96
Wilson, Wade, QB, 1995-97
(Wilson also wore #11)
Copper, Terrance, WR, 2004

19

Rentzel, Lance, WR, 1967-70
Alworth, Lance, WR, 1971-72
Longley, Clint, QB, 1974-75
Sweeney, Kevin, QB, 1987-88
Jett, John, P, 1993-96
Johnson, Keyshawn, WR, 2004

20

Bercich, Bob, S, 1960-61
Overton, Jerry, S, 1963
Renfro, Mel, DB/RB, 1964-77
Springs, Ron, RB, 1979-84
Livingston, Bruce, DB, 1987
Horton, Ray, S, 1989-92
Williams, Sherman, RB, 1995-99
Kaiser, Jason, S, 1999
Sparks, Phillip, CB, 2000
Ross, Derek, CB, 2002-03
(Ross also wore #21)
Anderson, Richie, RB, 2003-04

21

Gregory, Glynn, WR/DB, 1961-62
Daniels, Dick, S, 1966-68
(Daniels also wore #45)
Parks, Billy, WR, 1972
Dennison, Doug, RB, 1974-78
Howard, Carl, CB, 1984
Adams, David, RB, 1987
Higgs, Mark, RB, 1988
Dixon, James, WR/RB, 1989-91
(Dixon also wore #86)

Brice, Alundis, CB, 1995-96
(Brice also wore #23 and #29)
Sanders, Deion, CB/WR, 1995-99
Scott, Lynn, S, 2001-04
(Scott also wore #38)

Ross, Derek, CB, 2002-03
(Ross also wore #20)
Jones, Julius, RB, 2004

22

Butler, Bill, S, 1960
Bullocks, Amos, RB, 1962-64
Hayes, Bob, WR, 1965-74
Manning, Wade, CB, 1979
Peoples, George, RB, 1982
Scott, Victor, DB, 1984-88
Smith, Emmitt, RB, 1990-02

23

Lewis, Woodley, WR, 1960
Johnson, Mike, CB, 1966-69
Adkins, Margene, WR, 1970-71
Montgomery, Mike, RB/WR, 1972-73
Jones, James, RB, 1980-82, 1984-85
Holloway, Johnny, CB, 1986
Williams, Robert, CB, 1987-93
Bailey, Robert, CB, 1995
Brice, Alundis, CB, 1995-96
(Brice also wore #21 and #29)
Frazier, Derrick, CB, 1996
Mathis, Kevin, CB, 1997-99
Goodrich, Dwayne, CB, 2000-02
Cason, Aveion, RB, 2003

24

Moody, Jim, CB, 1960
Smith, J.D., RB, 1965-66
Homan, Dennis, WR, 1968-70
Blackwell, Alois, RB, 1978-79
Walls, Everson, CB, 1981-89
Brown, Larry, CB, 1991-95, 1998
(Brown also wore #34)
Harper, Roger, S, 1996
Stoutmire, Omar, S, 1997-98
Adams, Vashone, S, 1999
Dixon, Tony, S, 2001-04

25

Mathews, Ray, WR, 1960
Nolan, Dick, S, 1962
Norton, Jerry, S, 1962
McDonald, Tommy, WR, 1964
Logan, Overt, S, 1965-66
Shy, Les, RB, 1966-69
(Shy also wore #46)
Kyle, Aaron, CB, 1976-79
Hill, Rod, CB, 1982-83
Tautalatasi, Junior, RB, 1989
Lassic, Derrick, RB, 1993-94
Case, Scott, S, 1995
Williams, Charlie, S, 1995-00
(Williams also wore #42)
Jones, Jermaine, CB, 2002
Powell, Jemeel, CB, 2003
Thornton, Bruce, CB, 2004

26

Dial, Buddy, WR, 1964-66
Adderley, Herb, CB, 1970-72
Pearson, Preston, RB, 1975-80
Downs, Michael, S, 1981-88
Palmer, Paul, RB, 1989
Smith, Kevin, CB, 1992-99
Sanchez, Jeff, CB, 2003
Davison, Andrew, CB, 2003

27

Gaechter, Mike, S, 1962-69
Thomas, Bill, RB, 1972
Fellows, Ron, CB, 1981-86
Haynes, Tommy, S, 1987
Richards, Curvin, RB, 1991-92
Everett, Thomas, S, 1992-93
(Everett also wore #31)

Tremble, Greg, S. 1995
Mobley, Singor, S. 1997-99
Edwards, Mario, CB, 2000-03
George, Eddie, RB, 2004

28

Granger, Norm, RB, 1984
Blount, Alvin, RB, 1987
Stewart, Curtis, RB, 1989
Woodson, Darren, S. 1992-03

29

Lavette, Robert, RB, 1985-87
Green, Alex, CB, 1987
(Green also wore #48)
Johnson, Undra, RB, 1989
Gant, Kenneth, CB, 1990-94
Brice, Alundis, CB, 1995-96
(Brice also wore #21 and #23)
Billups, Terry, CB, 1998
Akins, Chris, S. 1999-00
Myers, Greg, S. 2000
Dantzier, Woodrow, RB, 2002
Murrell, Adrian, RB, 2003
Bates, Michael, WR/KR, 2003
Davis, Keith, S. 2002, 2004
(Davis also wore #40)

30

Dowdle, Mike, RB/LB, 1960-62
Van Raaphorst, Dick, K, 1964
Reeves, Dan, RB/QB, 1965-72
Young, Charles, RB, 1974-76
Newsome, Timmy, RB, 1980-88
Holt, Issiac, CB, 1989-92
Studdstill, Darren, S. 1994
Teague, George, S. 1996, 1998-01
(Teague also wore #31)
Wheaton, Kenny, CB, 1997-99
Riley, Earl, S. 2000
Westbrook, Bryant, CB, 2002
Frazier, Lance, CB, 2004

31

Cone, Fred, K, 1960
Marsh, Amos, RB, 1961-64
Stokes, Sim, WR, 1967
Brown, Otto, DB, 1969
Richardson, Gloster, WR, 1971
Barnes, Benny, DB, 1972-82
Allen, Gary, RB, 1983-84
Hill, Bill, CB, 1987
Owens, Billy, DB, 1988
Everett, Thomas, S. 1992-93
(Everett also wore #27)
Marion, Brock, S. 1993-97
Teague, George, S. 1996, 1998-01
(Teague also wore #30)
Williams, Roy, S. 2002-04

32

Franckhauser, Tom, CB, 1960-61
Garrison, Walt, RB, 1966-74
Thurman, Dennis, DB, 1978-85
Jackson, Tim, S. 1989
Highsmith, Alonzo, FB, 1990-91
Thomas, Blair, RB, 1994
Hughes, Tyrone, CB, 1998
Wiley, Michael, RB, 2000-02
Lee, ReShard, RB, 2004

33

Babb, Gene, LB/RB, 1960-61
Hayes, Wendell, RB, 1963
Wayt, Russell, LB, 1965
Thomas, Duane, RB, 1970-71
Pinder, Cyril, RB, 1973
Percival, Mac, K, 1974
Dorsett, Tony, RB, 1977-87
Brown, Eric, DB, 1989

Smith, Timmy, RB, 1990
Bell, Jason, CB, 2001
Jones, Nathan, CB, 2004

34

Doelling, Fred, S. 1960
Douglas, Merrill, RB, 1961
Green, Cornell, DB, 1962-74
Mitchell, Aaron, CB, 1979-80
Hunter, Monty, S. 1982
Walker, Herschel, RB, 1986-89, 1996-97
Agee, Tommie, FB, 1990-94
Brown, Larry, CB, 1991-95, 1998
(Brown also wore #24)
Lester, Tim, FB, 1999
Martin, Jamar, FB, 2002-03

35

Kowalczyk, Walt, RB, 1960
Lockett, J.W., RB, 1961-62
Gent, Pete, WR/TE, 1964-68
Hill, Calvin, RB, 1969-74
Laidlaw, Scott, RB, 1975-79
McSwain, Chuck, RB, 1983-84
Armstrong, Jimmy, DB, 1987
(Armstrong also wore #10)
Scott, Kevin, RB, 1989
Davis, Wendell, CB, 1996-99
Chancey, Robert, RB, 1999
Hambrick, Troy, RB, 2000-03
(Hambrick also wore #42)
McKie, Jason, FB, 2002
Reeves, Jacques, CB, 2004

36

Bielski, Dick, TE, 1960-61
Williams, Joe, RB, 1971
Brinson, Larry, RB, 1977-79
Albritton, Vince, S/LB, 1984-91
Ross, Dominique, RB, 1995-96
Smith, Tarik, RB, 1998-99
Taylor, Tony, RB, 2001
Barnes, Darian, FB, 2004

37

Dunn, Perry Lee, RB, 1964-65
Clark, Phil, DB, 1967-69
Thomas, Ike, CB, 1971
Morgan, Dennis, RB, 1974
Jensen, Jim, RB, 1976
White, Gerald, FB, 1987
Washington, James, S. 1990-94
Vaughn, Lee, DB, 1997
Williams, Tyrone, CB, 2004

38

Baker, Sam, P/K, 1962-63
Williams, John, FB, 1985
Francis, Ron, CB, 1987-90
Hall, Chris, S. 1993
Lang, David, RB, 1995
Hawthorne, Duane, CB, 1999-02
Scott, Lynn, S. 2001-04
(Scott also wore #21)

39

Jones, E.J., RB, 1987
Sargent, Broderick, FB, 1989
Perryman, Robert, FB, 1990
Smith, Donald, S. 1991
Gainer, Derrick, RB, 1992-93
Neufeld, Ryan, FB, 1999
Polite, Lousaka, FB, 2004

40

Harris, Jim, S. 1961
Stiger, Jim, RB, 1963-65
Conrad, Bobby Joe, WR, 1969
Strayhorn, Les, RB, 1973-74
Hurt, Eric, CB, 1980

Bates, Bill, S. 1983-97
Davis, Keith, S. 2002, 2004
(Davis also wore #29)

41

Livingston, Warren, CB, 1961-66
Waters, Charlie, DB, 1970-78, 1980-81
Coleman, Anthony, DB, 1987
Wright, Charles, DB, 1988
Thomas, Dave, CB, 1993-94
Larrimore, Kareem, CB, 2000-01
Dennis, Pat, CB, 2001
Newman, Terence, CB, 2003-04

42

McIlhenny, Don, RB, 1960-61
Ridlon, Jim, S. 1963-64
Whitfield, A.D., RB, 1965
Welch, Claxton, RB, 1969-71
Hughes, Randy, S. 1975-80
Easmon, Ricky, DB, 1985
Clack, Darryl, RB, 1986-89
Smagala, Stan, DB, 1990-91
Wilson, Robert, FB, 1994
Williams, Charlie, S. 1995-00
(Williams also wore #25)
Warren, Chris, RB, 1998-00
Hambrick, Troy, RB, 2000-03
(Hambrick also wore #35)

43

Perkins, Don, RB, 1961-68
Harris, Cliff, S. 1970-79
Patterson, Elvis, CB, 1993
Briggs, Greg, S. 1995
Reese, Izell, S. 1998-01

44

Bishop, Don, CB, 1960-65
Newhouse, Robert, FB, 1972-83
Gowdy, Cornell, DB, 1986
Courville, Vince, WR, 1987
(Courville also wore #81)
Brooks, Michael, S. 1990
Coleman, Lincoln, RB, 1993-94
Thomas, Robert, LB/FB, 1998-02
(Thomas also wore #59)

45

Dupre, L.G., RB, 1960-61
Daniels, Dick, S. 1966-68
(Daniels also wore #21)
Flowers, Richmond, S. 1969-71
Robinson, Larry, RB, 1973
Woolsey, Rolly, DB, 1975
Wilson, Steve, WR/CB, 1979-81
(Wilson also wore #81)
Hendrix, Manny, CB, 1986-91
Sualua, Nicky, FB, 1997-98
Solwold, Mike, TE, 2001

46

Shy, Les, RB, 1966-69
(Shy also wore #25)
Baynham, Craig, RB, 1967-69
Washington, Mark, CB, 1970-78
Solomon, Roland, S. 1980
Fowler, Todd, FB, 1985-88
Blake, Ricky, RB, 1991
Fishback, Joe, S. 1993-94
Whalen, James, TE, 2000-03
(Whalen also wore #81, #82, #83)
Bickerstaff, Erik, RB, 2003

47

Moegle, Dick, S. 1961
Clinkscale, Dextor, S. 1980, 1982-85
Scott, Chuck, WR, 1987
Holmes, Clayton, CB, 1992-95
McNeil, Ryan, CB, 2000
Hunter, Pete, CB, 2002-04

48

Green, Alex, CB, 1987
(Green also wore #29)
Johnston, Daryl, FB, 1989-99
Witherspoon, Terry, FB, 2001

49

Huggins, Johnny, TE, 2001
Pierce, Brett, TE, 2004

50

Tubbs, Jerry, LB, 1960-67
Lewis, D.D., LB, 1968, 1970-81
Rohrer, Jeff, LB, 1982-87
Hendrickson, Steve, LB, 1989
(Hendrickson also wore #58)
Harper, Dave, LB, 1990
Brownlow, Darrick, LB, 1991, 1994
(Brownlow also wore #59)
Abrams, Bobby, LB, 1992-93
Shiver, Clay, C, 1996-98
Tolbert, Brandon, LB, 1998-00
(Tolbert also wore #53)
Brooks, Jamal, LB, 2001-03

51

Braatz, Tom, LB, 1960
Hoyem, Lynn, C/G, 1962-63
Manders, Dave, C, 1964-66, 1968-74
Dickerson, Anthony, LB, 1980-84
Jones, Dale, LB, 1987
Swan, Russ, LB, 1987
(Swan also wore #57)
Norton, Ken, LB, 1988-93
Thomas, Broderick, LB, 1996-98
Adams, Keith, LB, 2001-02
(Adams also wore #53)
Hardy, Kevin, LB, 2002
Singleton, Al, LB, 2003-04

52

Hansen, Wayne, LB, 1960
Edwards, Dave, LB, 1963-75
Eidson, Jim, G/C, 1976
Shaw, Robert, C, 1979-81
McLean, Scott, LB, 1983
Cannon, Billy, LB, 1984
Duliban, Chris, LB, 1987
Hurd, Jeff, LB, 1987
(Hurd also wore #58)
Scott, Sean, LB, 1988
Pruitt, Mickey, LB, 1991-92
Schwartz, Jim, LB, 1994-96
Coakley, Dexter, LB, 1997-04

53

Connelly, Mike, C, 1960-67
(Connelly also wore #54)
Simmons, Dave, LB, 1968
Whittingham, Fred, LB, 1969
Babinecz, John, LB, 1972-73
Breunig, Bob, LB, 1975-84
Jax, Garth, LB, 1986-88
Simmons, Victor, LB, 1987
Elam, Onzy, LB, 1989
Shannon, Randy, LB, 1989-90
(Shannon also wore #94)
Stepnoski, Mark, C, 1989-94, 1999-01
(Stepnoski also wore #70)
Donaldson, Ray, C, 1995-96
Tolbert, Brandon, LB, 1998-00
(Tolbert also wore #50)
Adams, Keith, LB, 2001-02
(Adams also wore #51)
Thornton, Kalen, LB, 2004

54

Connelly, Mike, C, 1960-67
(Connelly also wore #53)
Howley, Chuck, LB, 1961-73
White, Randy, DT/LB, 1975-88

Solomon, Jesse, LB, 1989-90
Fieldings, Anthony, LB, 1995
Hardy, Darryl, LB, 1995, 1997
Hambrick, Darren, LB, 1998-01
Cerqua, Marc, LB, 2001
O'Neil, Keith, LB, 2003-04

55

Jordan, Lee Roy, LB, 1963-76
Huther, Bruce, LB, 1977-80, 1983
(Huther also wore #57)
Spradlin, Danny, LB, 1981-82
DeOssie, Steve, LB, 1984-88
Flaherty, Harry, LB, 1987
Del Rio, Jack, LB, 1989-91
Jones, Robert, LB, 1992-95
Strickland, Fred, LB, 1996-98
Hall, Lemanski, LB, 1999
Steele, Markus, LB, 2001-03
Fowler, Ryan, LB, 2004

56

Patera, Jack, LB, 1960-61
Long, Bob, LB, 1962
Hays, Harold, LB, 1963-67
Stincio, Tom, LB, 1969-71
Barnes, Rodrigo, LB, 1973-74
Henderson, Thomas, LB, 1975-79
Roe, Bill, LB, 1980
Lockhart, Eugene, LB, 1984-90
Roper, John, LB, 1993
Barnes, Reggie, LB, 1995
Godfrey, Randall, LB, 1996-99
Grant, Orantes, LB, 2000-01
James, Bradie, LB, 2003-04

57

Walker, Malcolm, C, 1966-69
Keller, Mike, LB, 1972
Walker, Louie, LB, 1974
Davis, Kyle, C, 1975
Huther, Bruce, LB, 1977-80, 1983
(Huther also wore #55)
King, Angelo, LB, 1981-83
Turner, Jimmie, LB, 1984
Burton, Ron, LB, 1987-89
Swan, Russ, LB, 1987
(Swan also wore #51)
Smith, Vinson, LB, 1990-92, 1997
Campos, Alan, LB, 1996
Smith, Myron, LB, 1998
Coryatt, Quentin, LB, 1999
Wortham, Barron, LB, 2000
Mackey, Louis, LB, 2001-02
(Mackey also wore #58)

58

Peterson, Calvin, LB, 1974-75
Hegman, Mike, LB, 1976-88
Hurd, Jeff, LB, 1987
(Hurd also wore #52)
Hendrickson, Steve, LB, 1989
(Hendrickson also wore #50)
Edwards, Dixon, LB, 1991-95
Hemsley, Nate, LB, 1997-99
Bowden, Joe, LB, 2000
Mackey, Louis, LB, 2001-02
(Mackey also wore #57)
Grau, Jeff, LS, 2002
Shanle, Scott, LB, 2003-04

59

Hutcherson, Ken, LB, 1974
Capone, Warren, LB, 1975
Brown, Guy, LB, 1977-82
Walter, Mike, LB, 1983
Penn, Jesse, LB, 1985-87
Timmer, Kirk, LB, 1987
Cobb, Garry, LB, 1988-89
Brownlow, Darrick, LB, 1991, 1994
(Brownlow also wore #50)

Smith, Darrin, LB, 1993-96
Thomas, Robert, LB/FB, 1998-02
(Thomas also wore #44)
Nguyen, Dat, LB, 1999-04

60

Guy, Buzz, G, 1960
Isbell, Joe Bob, G, 1962-65
Burkett, Jackie, LB, 1968-69
Kiner, Steve, LB, 1970
Caffey, Lee Roy, LB, 1971
Killian, Gene, G, 1974
Randall, Tom, G, 1978
Smerek, Don, DL, 1981-87
Hamel, Dean, DT, 1989-90
Hill, Tony, DE, 1991-92
(Hill also wore #90)
Kennard, Derek, G, 1994-96
Brymer, Chris, C/G, 1999
Nix, John, DT, 2001-02
Noll, Ben, G, 2004

61

Putnam, Duane, G, 1960
Green, Allen, P/K, 1961
Nye, Blaine, G, 1968-76
Cooper, Jim, OL, 1977-86
Newton, Nate, G/T, 1986-98
(Newton also wore #67)
Garmon, Kelvin, G, 2000-02
Conaty, Bill, C, 2003

62

Healy, Don, DT, 1960-61
(Healy also wore #78)
Cvercko, Andy, G, 1961-62
Poinboeuf, Lance, K, 1963
Donohue, Leon, G, 1965-67
Fitzgerald, John, C, 1971-80
Baldinger, Brian, OL, 1982-84, 1986-87
Zentic, Mike, C, 1987
Brotzki, Bob, T, 1988
Oswald, Paul, G, 1988
Tolbert, Tony, DL, 1989-97
(Tolbert also wore #92)
Hellestree, Dale, OL, 1990-00
(Hellestree also wore #70)
Parrish, James, T, 1993-94
Myslinski, Tom, G/C, 1999
Craig, Craig, C, 2000
Johnson, Al, C, 2003-04

63

Falls, Mike, G, 1960-61
Cole, Larry, DL, 1968-80
Titensor, Glen, G, 1981-86, 1988
Shields, Joe, OL, 1987
Brinkley, Lester, DL, 1990
Gesek, John, G, 1990-93
(Gesek also wore #67)
Flannery, John, G, 1996-97
Kiselak, Michael, C/G, 1998-99
Gibson, Aaron, T, 2001-02
Alford, Darnell, T, 2002
DiNapoli, Gennaro, C, 2003

64

Grottkau, Bob, G, 1961
Liscio, Tony, T, 1963-64, 1966-71
(Liscio also wore #72)
Smith, Jim Ray, G/T, 1963-64
Johnson, Mitch, G, 1965
Hagen, Halvor, C/G, 1969-70
Arneson, Jim, C/G, 1973-74
Rafferty, Tom, G/C, 1976-89
Lilja, George, C, 1987
(Lilja also wore #67)
Diaz, Jorge, G, 2000
Stewart, Daleroy, DT, 2002-04

65

Schoenke, Ray, T. 1963-64
 Wilbur, John, T. 1966-69
 Stalls, Dave, DE. 1977-79
 Petersen, Kurt, G. 1980-85
 Westberry, Gary, C. 1987
 White, Bob, OL. 1987-89
 (White also wore #70)

Slaton, Tony, G. 1990
 Stone, Ron, T. 1993-95
 Gurode, Andre, G/C. 2002-04

66

Husmann, Ed, DT. 1960
 Andrie, George, DE. 1962-72
 Lawless, Burton, G. 1975-79
 Wells, Norm, G. 1980
 Schultz, Chris, T. 1983, 1985
 Baker, Jesse, DE. 1986
 Gogan, Kevin, T. 1987-93
 Hutson, Tony, G. 1996-99
 Fricke, Ben, C. 1999-01
 (Fricke also wore #69)

McKinney, Jeremy, G/T. 2002

67

Houser, John, C/G. 1960-61
 Kupp, Jake, G. 1964-65
 Toomay, Pat, DE. 1970-74
 Donovan, Pat, T. 1975-83
 Thompson, Broderick, G. 1985
 Newton, Nate, G/T. 1986-98
 (Newton also wore #61)

Lilja, George, C. 1987

(Lilja also wore #64)

Walker, Gary, OL. 1987

Shearin, Joe, C. 1987

Smith, Sean, DT. 1989

Gesek, John, G. 1990-93

(Gesek also wore #63)

Maryland, Russell, DT. 1991-95

McIver, Everett, G. 1998-99

68

Reese, Guy, DT. 1962-63
 Boeke, Jim, T. 1964-67
 Scott, Herb, G. 1975-84
 Ker, Crawford, G. 1985-90
 Cornish, Frank, C. 1992-94
 Batiste, Michael, DT/G. 1995
 Ross, Oliver, T. 1998
 Scarlett, Noel, DT. 2000
 Lehr, Matt, G/C. 2001-04

69

Hegamin, George, T. 1994-97
 Fricke, Ben, G/C. 1999-01
 (Fricke also wore #66)
 Tucker, Ross, G. 2002

70

McCreary, Bob, T. 1961
 Memmelaar, Dale, G. 1962-63
 Sandeman, Bill, DT. 1966
 Wright, Rayfield, TE/T. 1967-79
 (Wright also wore #85)
 Richards, Howard, G/T. 1981-86
 White, Bob, OL. 1987-89
 (White also wore #65)
 Stepnoski, Mark, C. 1989-94, 1999-01
 (Stepnoski also wore #53)
 Hellestrae, Dale, OL. 1990-00
 (Hellestrae also wore #62)
 Collins, Javier, DT/T. 2001-03

71

Dickson, Paul, T. 1960
 Granger, Charlie, T. 1961
 Talbert, Don, DE/OT. 1962, 1965, 1971
 (Talbert also wore #72)
 Townes, Willie, DE. 1966-68

Wallace, Rodney, G/T. 1971-73
 Frederick, Andy, T. 1977-81
 Tuinei, Mark, OT/DL. 1983-97
 Dwyer, Mike, DT. 1987
 Jackson, Alcender, G. 2000-01
 Walter, Tyson, OL. 2002-04

72

Herschman, Bill, DT. 1960-61
 Talbert, Don, DE/OT. 1962, 1965, 1971
 (Talbert also wore #71)
 Liscio, Tony, T. 1963-64, 1966-71
 (Liscio also wore #64)
 Jones, Ed, DE. 1974-78, 1980-89
 Cheek, Louis, OL. 1990
 Sullivan, Mike, T. 1991
 Childress, Ray, DT. 1996
 Missouri, Dwayne, DE. 2001

73

Fisher, Ray, T. 1960
 Clark, Monte, T. 1962
 Neely, Ralph, G/T. 1965-77
 Wright, Steve, T. 1981-82
 Kitson, Syd, G. 1984
 Ploeger, Kurt, DL. 1986
 Burnette, Dave, T. 1987
 Noonan, Danny, DL. 1987-92
 Allen, Larry, G/T. 1994-04

74

Lilly, Bob, DL. 1961-74

75

Fry, Bob, T. 1960-64
 Pugh, Jethro, DT. 1965-78
 Pozderac, Phil, T. 1982-87
 Smith, Daryle, T. 1987-88
 (Smith also wore #79)
 Carter, Jon, DT. 1989
 Casillas, Tony, DT. 1991-93, 1996-97
 Noble, Brandon, DT. 1999-02
 Young, Ryan, T. 2003
 Wiley, Marcellus, DE. 2004

76

Gonzaga, John, DE. 1960
 Nutting, Ed, T. 1963
 Frank, Bill, T. 1964
 Diehl, John, DT. 1965
 Niland, John, G. 1966-74
 Bethea, Larry, DL. 1978-83
 Aughtman, Dowe, OL. 1984
 Otto, Bob, DL. 1986
 Zimmerman, Jeff, G. 1987-90
 Veingrad, Alan, OL. 1991-92
 Reynolds, Jerry, T. 1994
 Adams, Flozell, G/T. 1998-04

77

Bradflute, Byron, T. 1960-61
 Brock, Clyde, DT. 1962-63
 Stephens, Larry, DE. 1963-67
 (Stephens also wore #79)
 Colvin, Jim, DT. 1964-66
 East, Ron, DT. 1967-70
 (East also wore #79)
 Gregory, Bill, DL. 1971-77
 Thornton, Bruce, DL. 1979-81
 Jeffcoat, Jim, DE. 1983-94
 Scisowski, Steve, T. 1987
 Scifres, Steve, OL. 1997
 Davis, Nathan, DT. 1998-99
 (Davis also wore #99)
 Page, Solomon, G/T. 1999-02
 Tucker, Torrin, T. 2003-04

78

Healy, Don, DT. 1960-61
 (Healy also wore #62)

Meyers, John, DT. 1962-63
 Youmans, Maury, DE. 1964-65
 Asher, Bob, T. 1970
 Walton, Bruce, G. 1973-75
 Schaum, Greg, DE. 1976
 Dutton, John, DL. 1979-86
 Widell, Dave, T. 1988-89
 Lett, Leon, DL. 1991-00
 Vollers, Kurt, T. 2002-04

79

Klein, Dick, T. 1960
 Frost, Ken, DT. 1961-62
 Stephens, Larry, DE. 1963-67
 (Stephens also wore #77)
 East, Ron, DT. 1967-70
 (East also wore #77)
 Gregg, Forrest, G/T. 1971
 Martin, Harvey, DE. 1973-83
 Hunt, John, G/T. 1984
 Cesario, Sal, G. 1987
 Smith, Daryle, T. 1987-88
 (Smith also wore #75)
 Broughton, Willie, DT. 1989-90
 Williams, Erik, T. 1991-00
 Dorsey, Char-ron, T. 2001-02
 McFadden, Marques, T. 2002
 Rogers, Jacob, T. 2004

80

Murchison, Ola Lee, WR. 1961
 Folkins, Lee, TE. 1962-64
 (Folkins also wore #83)
 Barnes, Gary, WR. 1963
 McDaniels, David, WR. 1968
 Hill, Tony, WR. 1977-86
 Barksdale, Rod, WR. 1987
 Spivey, Sebron, WR. 1987
 Gay, Everett, WR. 1988
 Ford, Bernard, WR. 1989
 Harris, Rod, WR. 1990
 Harper, Alvin, WR. 1991-94, 1999
 (Harper also wore #82)
 Gadsden, Oronde, WR. 1995
 Williams, Stepfret, WR. 1996-97
 Santiago, O.J., TE. 2000
 Fontenot, Chris, TE. 2000
 Swinton, Reggie, WR. 2001-03
 McGee, Tony, TE. 2002-03
 (McGee also wore #82)
 James, Cedric, WR. 2003
 Ryan, Sean, TE. 2004

81

Howton, Bill, WR. 1960-63
 Bateman, Marv, P. 1972-74
 Howard, Percy, WR. 1975
 Steele, Robert, WR. 1978
 (Steele also wore #82)
 Smith, Jackie, TE. 1978
 Wilson, Steve, WR/CB. 1979-81
 (Wilson also wore #45)
 Phillips, Kirk, WR. 1984
 Powe, Karl, WR. 1985-86
 Courville, Vince, WR. 1987
 (Courville also wore #44)
 Edwards, Kelvin, WR. 1987-88
 (Edwards also wore #87)
 Ankrom, Scott, WR. 1989
 Wright Alexander, WR. 1990-92
 Daniel, Tim, WR. 1993
 Galbraith, Scott, TE. 1993-94, 1997
 (Galbraith also wore #89)
 Hervey, Edward, WR. 1995
 Armstrong, Tyji, TE. 1996
 Jeffers, Patrick, WR. 1998
 Ismail, Raghib, WR. 1999-01
 Whalen, James, TE. 2000-03
 (Whalen also wore #46, #82, #83)
 Morgan, Quincy, WR. 2004

82

Clarke, Frank, TE/WR, 1960-67
 Stowe, Otto, WR, 1973
 Reece, Beasley, CB/WR, 1976
 Steele, Robert, WR, 1978
 (Steele also wore #81)
 Simmons, Cleo, TE, 1983
 Renfro, Mike, WR, 1984-87
 Burbage, Cornell, WR, 1987-89
 (Burbage also wore #15 and #89)
 Shepard, Derrick, WR, 1989-91
 (Shepard also wore #87)
 Harper, Alvin, WR, 1991-94, 1999
 (Harper also wore #80)
 Smith, Jimmy, WR, 1992
 Fleming, Cory, WR, 1994-95
 Mitchell, Johnny, TE, 1996
 Ogden, Jeff, WR, 1998-99
 Brazzell, Chris, WR, 1999-00
 (Brazzell also wore #85)
 McKnight, James, WR, 1999-00
 Whalen, James, TE, 2000-03
 (Whalen also wore #46, #81, #83)
 McGee, Tony, TE, 2002-03
 (McGee also wore #80)
 Witten, Jason, TE, 2003-04

83

Doran, Jim, WR, 1960-61
 Folkins, Lee, TE, 1962-64
 (Folkins also wore #80)
 Deters, Harold, K, 1967
 Clark, Mike, K, 1968-71, 1973
 (Clark also wore #17)
 Richards, Golden, WR, 1973-78
 Donley, Doug, WR, 1981-84
 Gonzalez, Leon, WR, 1985
 Martin, Kelvin, WR, 1987-92, 1996
 Mickey, Joey, TE, 1993
 Jackson, Willie, WR, 1994
 Watkins, Kendall, TE, 1995
 Miller, Anthony, WR, 1997
 Clay, Hayward, TE, 1998-99
 Still, Bryan, WR, 1999
 McGarity, Wane, WR, 1999-01
 Whalen, James, TE, 2000-03
 (Whalen also wore #46, #81, #82)
 Glenn, Terry, WR, 2003-04

84

Wisener, Gary, WR, 1960
 Norman, Pettis, TE, 1962-70
 Fugett, Jean, TE, 1972-75
 Cosbie, Doug, TE, 1979-88
 Borresen, Rich, TE, 1987
 Jennings, Keith, TE, 1989
 Novacek, Jay, TE, 1990-96
 Lucky, Mike, TE, 1999-02
 (Lucky also wore #86)
 Galloway, Joey, WR, 2000-03
 Crayton, Patrick, WR, 2004

85

Cronin, Gene, LB, 1960
 Wright, Rayfield, TE/T, 1967-79
 (Wright also wore #70)
 Smith, Tody, DL, 1971-72
 Cornwell, Fred, TE, 1984-85
 Chandler, Thornton, TE, 1986-89
 (Chandler also wore #89)
 Folsom, Steve, TE, 1987-90
 Hendrix, Tim, TE, 1987
 McKinnon, Dennis, WR, 1990
 Williams, Kevin, WR, 1993-96
 Mills, Ernie, WR, 1998-99
 Brazzell, Chris, WR, 1999-00
 (Brazzell also wore #82)

Chiaverini, Darren, WR, 2001
 Scott, Darnay, WR, 2002
 Robinson, Jeff, TE, 2002-04

86

Sherer, Dave, P, 1960
 Porterfield, Garry, DE, 1965
 Coleman, Ralph, LB, 1972
 Houston, Bill, WR, 1974
 Johnson, Butch, WR, 1976-83
 Harris, Duriel, WR, 1984
 Smith, Waddell, WR, 1984
 Duckett, Kenny, WR, 1985
 Sherrard, Mike, WR, 1986
 Dixon, James, WR/RB, 1989-91
 (Dixon also wore #21)
 Williams, Tyrone, WR, 1993
 Bjornson, Eric, TE, 1995-99
 Lucky, Mike, TE, 1999-02
 (Lucky also wore #84)
 Campbell, Dan, TE, 2003-04

87

Borden, Nate, DE, 1960-61
 Stynchula, Andy, DE, 1968
 Truax, Billy, TE, 1971-73
 Howard, Ron, TE, 1974-75
 Saldi, Jay, TE, 1976-82
 Banks, Gordon, WR, 1985-87
 Edwards, Kelvin, WR, 1987-88
 (Edwards also wore #81)
 Alexander, Ray, WR, 1988-89
 Shepard, Derrick, WR, 1989-91
 (Shepard also wore #82)
 Roberts, Alfredo, TE, 1991-92
 Davis, Billy, WR, 1995-98
 Tucker, Jason, WR, 1999-00
 Rambo, Ken-Yon, WR, 2001-02
 Smith, Zuriel, WR, 2003
 Ward, Dedric, WR, 2004

88

Davis, Sonny, LB, 1961
 Ridgway, Colin, P/K, 1965
 Randle, Sonny, WR, 1968
 Rucker, Reggie, WR, 1970-71
 Sellers, Ron, WR, 1973
 Pearson, Drew, WR, 1978-83
 Irvin, Michael, WR, 1988-99
 Harris, Jackie, TE, 2000-01
 Bryant, Antonio, WR, 2002-04

89

Dugan, Fred, WR, 1960
 Davis, Donnie, WR, 1962
 Ditka, Mike, TE, 1969-72
 DuPre, Billy Joe, TE, 1973-83
 Salonen, Brian, TE/LB, 1984-85
 Chandler, Thornton, TE, 1986-89
 (Chandler also wore #85)
 Burbage, Cornell, WR, 1987-89
 (Burbage also wore #15 and #82)
 Awalt, Rob, TE, 1990-91
 Tennell, Derek, TE, 1992
 Blackwell, Kelly, TE, 1993
 Galbraith, Scott, TE, 1993-94, 1997
 (Galbraith also wore #81)
 Price, Jim, TE, 1993
 Ware, Derek, TE, 1996
 LaFleur, David, TE, 1997-00
 Williams, Randal, WR, 2001-04

90

Crockett, Willis, LB, 1990
 Hill, Tony, DE, 1991-92
 (Hill also wore #60)

McIntosh, Toddrick, DT, 1994
 Sturgis, Oscar, DE, 1995
 Spellman, Alonzo, DT, 1999-00
 Frisch, Byron, DE, 2001
 Ogbogu, Eric, DE, 2003-04

91

Johnson, Walter, DT, 1987
 Vanderbeek, Matt, LB/DE, 1993-94
 Benson, Darren, DT, 1995-98
 Underwood, Dimitrios, DL, 2000-01
 Carson, Leonardo, DT, 2003-04

92

Perkins, Ray, DE, 1987
 Tolbert, Tony, DL, 1989-97
 (Tolbert also wore #62)
 White, Chris, DE, 2000
 Evans, Demetric, DE, 2001-02
 Brooks, Jermaine, DT, 2003

93

Cooper, Reggie, LB, 1991
 Ulufale, Mike, DT, 1996
 Smith, Artie, DT, 1998
 Zellner, Peppi, DE, 1999-02
 Coleman, Kenyon, DE, 2003-04

94

Watts, Randy, DE, 1987
 Shannon, Randy, LB, 1989-90
 (Shannon also wore #53)
 Haley, Charles, DE, 1992-96
 Myers, Michael, DL, 1998-03
 Cooper, Chris, DT, 2004

95

Walen, Mark, DT, 1987-88
 Hennings, Chad, DT, 1992-00
 Chevrier, Randy, DT, 2001
 Weatherington, Colston, DE, 2002
 Claybrooks, DeVone, DT, 2004

96

Stubbs, Daniel, DE, 1990-91
 Carver, Shante, DE, 1994-97
 (Carver also wore #98)
 Anderson, Antonio, DT, 1997-98
 Ekuban, Ebenezer, DE, 1999-03

97

Ponder, David, DT, 1985
 Lilly, Kevin, DT, 1989
 Jones, Jimmie, DL, 1990-93
 Pittman, Kavika, DE, 1996-99
 Fields, Aaron, DE, 2000
 Glover, La'Roi, DT, 2002-04

98

Tippins, Ken, LB, 1989
 Willis, Mitch, DT, 1990
 Myles, Godfrey, LB, 1991-96
 Carver, Shante, DE, 1994-97
 (Carver also wore #96)
 Ellis, Greg, DE, 1998-04

99

Brooks, Kevin, DT, 1985-88
 Howard, David, LB, 1989-90
 McCormack, Hurvin, DT, 1994-98
 Davis, Nathan, DT, 1998-99
 (Davis also wore #77)
 Blade, Willie, DT, 2003
 Eaton, Chad, DT, 2004

Cowboys All-Time Honor Roll

ALL-TIME PRO BOWL SELECTIONS

Name, Position	Total Selections	Consecutive Streak
Bob Lilly, DT	11	10 (1964-73)
Mel Renfro, S/CB	10	10 (1964-73)
Larry Allen, G/T	9	7 (1995-01)
Randy White, DT	9	9 (1977-85)
Emmitt Smith, RB	8	6 (1990-95)
Don Perkins, RB	6	3 (61-63, '66-68)
Chuck Howley, LB	6	5 (1965-69)
John Niland, G	6	6 (1968-73)
Rayfield Wright, T	6	6 (1971-76)
Cliff Harris, S	6	6 (1974-79)
Roger Staubach, QB	6	5 (1975-79)
Troy Aikman, QB	6	6 (1991-96)
Nate Newton, G	6	5 (1992-96)
George Andrie, DE	5	5 (1965-69)
Cornell Green, CB/S	5	3 (1965-67)
Lee Roy Jordan, LB	5	3 (1967-69)
Michael Irvin, WR	5	5 (1991-95)
Jay Novacek, TE	5	5 (1991-95)
Darren Woodson, S	5	5 (1994-98)
Calvin Hill, RB	4	3 (1972-74)
Harvey Martin, DE	4	4 (1976-79)
Pat Donovan, T	4	4 (1979-82)
Tony Dorsett, RB	4	3 (1981-83)
Everson Walls, CB	4	3 (1981-83)
Deion Sanders, CB/KR	4	4 (1996-99)
Erik Williams, T	4	2 (1996-97)

PRO BOWL

1960 (1) -	Jim Doran, WR (1)
1961 (2) -	Dick Bielski, TE (1)
1962 (5) -	# Don Perkins, RB (1)
	Don Bishop, CB (1)
	Eddie LeBaron, QB (1)
	Bob Lilly, DE (1)
	Don Perkins, RB (2)
	Jerry Tubbs, LB (1)
1963 (3) -	Sam Baker, P (1)
	Lee Folkins, TE (1)
	Don Perkins, RB (3)
1964 (2) -	Bob Lilly, DT (2)
	# Mel Renfro, S (1)
1965 (6) -	George Andrie, DE (1)
	Cornell Green, CB (1)
	# Bob Hayes, WR (1)
	Chuck Howley, LB (1)
	Bob Lilly, DT (3)
	Mel Renfro, S (2)
1966 (9) -	George Andrie, DE (2)
	Cornell Green, CB (2)
	Bob Hayes, WR (2)
	Chuck Howley, LB (2)
	Bob Lilly, DT (4)
	Dave Manders, C (1)
	Don Meredith, QB (1)
	Don Perkins, RB (4)
	Mel Renfro, S (3)
1967 (10) -	George Andrie, DE (3)
	Cornell Green, CB (3)
	Bob Hayes, WR (3)
	Chuck Howley, LB (3)
	Lee Roy Jordan, LB (1)
	Bob Lilly, DT (5)
	Don Meredith, QB (2)
	Ralph Neely, T (1)
	Don Perkins, RB (5)
	Mel Renfro, S (4)
1968 (8) -	George Andrie, DE (4)
	Chuck Howley, LB (4)
	Lee Roy Jordan, LB (2)
	Bob Lilly, DT (6)
	Don Meredith, QB (3)
1968	John Niland, G (1)
	Don Perkins, RB (6)
	Mel Renfro, CB (5)

1969 (8) -	a George Andrie, DE (5)
	*# Calvin Hill, RB (1)
	Chuck Howley, LB (5)
	Lee Roy Jordan, LB (3)
	Bob Lilly, DT (7)
	Ralph Neely, T (2)
	John Niland, G (2)
	Mel Renfro, CB (6)
1970 (3) -	Bob Lilly, DT (8)
	John Niland, G (3)
	b Mel Renfro, CB (7)
1971 (8) -	Cornell Green, S (4)
	Chuck Howley, LB (6)
	Bob Lilly, DT (9)
	John Niland, G (4)
	Mel Renfro, S (8)
	Roger Staubach, QB (1)
	Ron Widby, P (1)
	Rayfield Wright, T (1)
	Walt Garrison, RB (1)
1972 (7) -	Cornell Green, S (5)
	Calvin Hill, RB (2)
	* Bob Lilly, DT (10)
	John Niland, G (5)
	* Mel Renfro, CB (9)
	Rayfield Wright, T (2)
1973 (6) -	* Calvin Hill, RB (3)
	* Lee Roy Jordan, LB (4)
	* Bob Lilly, DT (11)
	John Niland, G (6)
	Mel Renfro, CB (10)
	Rayfield Wright, T (3)
1974 (6) -	Cliff Harris, S (1)
	Calvin Hill, RB (4)
	Lee Roy Jordan, LB (5)
	Blaine Nye, G (1)
	Drew Pearson, WR (1)
	Rayfield Wright, T (4)
1975 (3) -	Cliff Harris, S (2)
	* Roger Staubach, QB (2)
	Rayfield Wright, T (5)
1976 (8) -	Billy Joe DuPree, TE (1)
	Cliff Harris, S (3)
	Harvey Martin, DE (1)
	Blaine Nye, G (2)
	Drew Pearson, WR (2)
	Roger Staubach, QB (3)
	Charlie Waters, S (1)
	Rayfield Wright, T (6)
1977 (8) -	Billy Joe DuPree, TE (2)
	Cliff Harris, S (4)
	Efren Herrera, K (1)
	Harvey Martin, DE (2)
	Drew Pearson, WR (3)
	* Roger Staubach, QB (4)
	Charlie Waters, S (2)
	Randy White, DT (1)
1978 (9) -	Tony Dorsett, RB (1)
	Billy Joe DuPree, TE (3)
	Cliff Harris, S (5)
	Thomas Henderson, LB (1)
	Tony Hill, WR (1)
	* Harvey Martin, DE (3)
	Roger Staubach, QB (5)
	Charlie Waters, S (3)
	Randy White, DT (2)
	Bob Bruenig, LB (1)
1979 (8) -	Pat Donovan, T (1)
	Cliff Harris, S (6)
	Tony Hill, WR (2)
	Harvey Martin, DE (4)
	Herb Scott, G (1)
	Roger Staubach, QB (6)
	Randy White, DT (3)
	Bob Bruenig, LB (2)
1980 (4) -	Pat Donovan, T (2)
	Herb Scott, G (2)
	Randy White, DT (4)

Pro Bowl (cont.)

- 1981 (7) - Pat Donovan, T (3)
 Tony Dorsett, RB (2)
 Ed Jones, DE (1)
 Herb Scott, G (3)
 Rafael Septien, K (1)
 # Everson Walls, CB (1)
 Randy White, DT (5)
 Bob Breunig, LB (3)
 Pat Donovan, T (4)
 Tony Dorsett, RB (3)
 Ed Jones, DE (2)
 Everson Walls, CB (2)
 Danny White, QB (1)
 Randy White, DT (6)
 Doug Cosbie, TE (1)
 Tony Dorsett, RB (4)
 Ed Jones, DE (3)
 Everson Walls, CB (3)
 Randy White, DT (7)
 Bill Bates, ST (1)
 Doug Cosbie, TE (2)
 Randy White, DT (8)
 Doug Cosbie, TE (3)
 Tony Hill, WR (3)
 Everson Walls, CB (4)
 Randy White, DT (9)
 Herschel Walker, RB (1)
 Herschel Walker, RB (2)
 Emmitt Smith, RB (1)
 Troy Aikman, QB (1)
 @ Michael Irvin, WR (1)
 Jay Novacek, TE (1)
 Emmitt Smith, RB (2)
 Troy Aikman, QB (2)
 Michael Irvin, WR (2)
 Nate Newton, G (1)
 Jay Novacek, TE (2)
 Emmitt Smith, RB (3)
 Mark Stepnoski, C (1)
 Troy Aikman, QB (3)
 * Thomas Everett, S (1)
 Michael Irvin, WR (3)
 Darryl Johnston, FB (1)
 Russell Maryland, DT (1)
 Nate Newton, G (2)
 Ken Norton, LB (1)
 Jay Novacek, TE (3)
 * Emmitt Smith, RB (4)
 * Mark Stepnoski, C (2)
 Erik Williams, T (1)
 Troy Aikman, QB (4)
 Charles Haley, DE (1)
 Michael Irvin, WR (4)
 Darryl Johnston, FB (2)
 Leon Lett, DT (1)
 Nate Newton, G (3)
 Jay Novacek, TE (4)
 * Emmitt Smith, RB (5)
 Mark Stepnoski, C (3)
 Mark Tuinei, T (1)
 Darren Woodson, S (1)
 * Troy Aikman, QB (5)
 Larry Allen, G (1)
 * Ray Donaldson, C (1)
 Charley Haley, DE (2)
 Michael Irvin, WR (5)
 Nate Newton, G (4)
 Jay Novacek, TE (5)
 Emmitt Smith, RB (6)
 Mark Tuinei, T (2)
 Darren Woodson, S (2)
 Troy Aikman, QB (6)
 Larry Allen, G (2)
 * Ray Donaldson, C (2)
 Nate Newton, G (5)
 * Deion Sanders, CB (1)
 Jim Schwartz, ST (1)
 Tony Tolbert, DE (1)

Rookie

- 1996 (cont.) Erik Williams, T (2)
 Darren Woodson, S (3)
 1997 (4) - Larry Allen, G (3)
 * Deion Sanders, CB (2)
 Erik Williams, T (3)
 * Darren Woodson, S (4)
 1998 (6) - Larry Allen, T (4)
 Leon Lett, DT (2)
 Nate Newton, G (6)
 Deion Sanders, CB/KR (3)
 Emmitt Smith, RB (7)
 Darren Woodson, S (5)
 1999 (5) - * Larry Allen, G (5)
 Dexter Coakley, LB (1)
 * Deion Sanders, CB (4)
 Emmitt Smith, RB (8)
 Erik Williams, T (4)
 2000 (2) - Larry Allen, G (6)
 2001 (2) - * Larry Allen, G (7)
 Dexter Coakley, LB (2)
 2002 (1) - La'Roi Glover, DT, (1)
 2003 (5) - Flozell Adams, T (1)
 Larry Allen, G (8)
 Dexter Coakley, LB (3)
 La'Roi Glover, DT (2)
 Roy Williams, S (1)
 Flozell Adams, T (2)
 2004 (5) - Larry Allen, G (9)
 La'Roi Glover, DT (3)
 Roy Williams, S (2)
 Jason Witten, TE (1)

BOLD starter

* selected but did not play

rookie

@ most valuable player

a named outstanding lineman

b named outstanding back

% top vote getter

ALL PRO

- 1962 (2) - Don Perkins, RB (1, AP, NEA)
 Jerry Tubbs, LB (1, TSN)
 1963 (1) - Chuck Howley, LB (1, TSN)
 1964 (3) - Frank Clarke, TE (1, AP)
 Bob Lilly, DT (1, AP, UPI, NEA)
 Jim Ridlon, DB (1, TSN)
 1965 (3) - # Bob Hayes, WR (1, TSN)
 Bob Lilly, DT (2, AP, UPI, NEA, TSN)
 Mel Renfro, S (1, NEA, TSN)
 1966 (7) - Cornell Green, CB (1, AP, NEA, TSN)
 Bob Hayes, WR (2, AP, UPI, NEA, TSN)
 Chuck Howley, LB (2, AP, UPI, NEA)
 Lee Roy Jordan, LB (1, TSN)
 Bob Lilly, DT (3, AP, UPI, NEA, TSN)
 Ralph Neely, T (1, TSN)
 Dan Reeves, RB (1, TSN)
 1967 (7) - George Andrie, DE (1, TSN)
 Cornell Green, CB (2, AP, UPI, NEA, TSN)
 Bob Hayes, WR (3, TSN)
 Chuck Howley, LB (3, AP, TSN)
 Bob Lilly, DT (4, AP, UPI, NEA, TSN)
 Ralph Neely, T (2, AP, UPI, TSN)
 Mel Renfro, S (2, TSN)
 1968 (5) - Cornell Green, CB (3, NEA)
 Bob Hayes, WR (4, AP)
 Chuck Howley, LB (4, AP, NEA)
 Bob Lilly, DT (5, AP, UPI, NEA)
 Ralph Neely, T (3, AP, UPI, NEA)
 Cornell Green, CB (4, UPI)
 1969 (7) - # Calvin Hill, RB (1, AP, UPI)
 Chuck Howley, LB (5, AP, UPI, NEA)
 Bob Lilly, DT (6, AP, NEA)
 Ralph Neely, T (4, AP, UPI, NEA)
 John Niland, G (1, AP)
 Mel Renfro, S (3, NEA)
 1970 (1) - Chuck Howley, LB (6, AP, PFWA)
 1971 (4) - Bob Lilly, DT (7, AP, PFWA, NEA)
 John Niland, G (2, AP, PFWA)
 Mel Renfro, S (4, NEA)
 Rayfield Wright, T (1, AP, PFWA)

All-Pro (cont.)

- 1972 (3) - John Niland, G (3, AP)
Blaine Nye, CB (1, NEA)
Rayfield Wright, T (2, AP, UPI, PFWA, NEA)
Calvin Hill, RB (2, PFWA)
- 1973 (4) - Lee Roy Jordan, LB (2, NEA, PFWA)
Mel Renfro, CB (5, NEA, PFWA)
Rayfield Wright, T (3, AP, PFWA)
- 1974 (1) - Drew Pearson, WR (1, AP, PFWA)
- 1975 (2) - Cliff Harris, S (1, NEA)
Rayfield Wright, T (4, NEA)
- 1976 (2) - Cliff Harris, S (2, AP, PFWA, NEA)
Drew Pearson, WR (2, AP, PFWA)
- 1977 (5) - Cliff Harris, S (3, AP, PFWA, NEA)
Efren Herrera, K (1, AP, PFWA, NEA)
Harvey Martin, DE (1, AP, PFWA, NEA)
Drew Pearson, WR (3, AP, PFWA, NEA)
Charlie Waters, S (1, PFWA)
- 1978 (3) - Cliff Harris, S (4, AP, PFWA)
Charlie Waters, S (2, PFWA, NEA)
Randy White, DT (1, AP, PFWA, NEA)
Randy White, DT (2, AP, PFWA, NEA)
- 1979 (1) - Herb Scott, G (1, AP, NEA)
- 1980 (2) - Randy White, DT (3, PFWA, NEA)
- 1981 (5) - Tony Dorsett, RB (1, AP, PFWA, NEA)
Ed Jones, DE (1, NEA)
Herb Scott, G (2, AP)
Rafael Septien, K (1, AP, PFWA)
Randy White, DT (4, AP, PFWA, NEA)
- 1982 (3) - Ed Jones, DE (2, AP)
Everson Walls, CB (1, PFWA)
Randy White, DT (5, AP, PFWA, NEA)
- 1983 (2) - Everson Walls, CB (2, AP)
Randy White, DT (6, AP, PFWA)
- 1984 (2) - Michael Downs, S (PFWA)
Randy White, DT (7, AP, PFWA, NEA)
- 1985 (2) - Everson Walls, CB (3, PFWA)
Randy White, DT (8, AP, NEA)
- 1989 (1) - Eugene Lockhart, LB (1, TSN)
- 1991 (2) - Michael Irvin, WR (1, AP, PFWA, NEA, TSN)
Jay Novacek, TE (1, CPFN)
- 1992 (4) - Kelvin Martin, PR (1, PFW, PFWA)
Jay Novacek, TE (2, AP, PFW, PFWA, CPFN)
Emmitt Smith, RB (1, AP, PFW, PFWA, NEA, TSN, CPFN, FD)
Mark Stepnoski, C (1, NEA)
Troy Aikman, QB (1, TSN)
- 1993 (3) - Emmitt Smith, RB
(2, AP, PFWA, PFW, TSN, CPFN, FD)
Erik Williams, T
(1, AP, PFWA, PFW, TSN, CPFN, FD)
- 1994 (4) - Charles Haley, DE
(1, AP, PFWA, PFW, TSN, CPFN, FD)
Nate Newton, G
(1, AP, PFWA, PFW, CPFN, FD)
Emmitt Smith, RB
(3, AP, PFWA, PFW, TSN, CPFN, FD)
Darren Woodson, S
(1, AP, PFWA, PFW, TSN, CPFN, FD)
- 1995 (6) - Larry Allen, G (1, TSN, CPFN, FD)
Nate Newton, G
(2, AP, PFWA, PFW, TSN, FD)
Deion Sanders, CB (1, TSN)
Emmitt Smith, RB
(4, AP, PFWA, PFW, TSN, CPFN, FD)
Erik Williams, T (2, TSN)
Darren Woodson, S
(2, AP, PFWA, PFW, TSN, CPFN, FD)
- 1996 (5) - Larry Allen, G (2, AP, PFWA, PFW, TSN, CPFN, FD)
Deion Sanders, CB (2, AP, PFWA, PFW, TSN)
Jim Schwartz, ST (1, PFWA, PFW)
Erik Williams, T (3, AP)
Darren Woodson, S (3, AP, PFWA, PFW, TSN, CPFN, FD)
- 1997 (3) - Larry Allen, G (3, AP, PFWA, PFW, TSN, CPFN, FD)
Richie Cunningham, K (1, AP, TSN)
Deion Sanders, CB (3, AP, PFWA, PFW, TSN)
- 1998 (3) - Larry Allen, T (4, AP, PFW, TSN)
Deion Sanders, CB (3, AP, PFW, TSN, FD)
KR (1, PFW)

1998 (cont.)

- 1999 (2) - Darren Woodson, S (4, TSN)
Larry Allen, G (5, AP, PFW, TSN, PFN)
Deion Sanders, CB (4, TSN)
- 2000 (1) - Larry Allen, G (6, AP, PFW, CPFN, TSN)
- 2001 (1) - Larry Allen, G (7, AP, PFW, FD, CPFN, TSN)
- 2002 (1) - LaRoi Glover, DT (PFW, CPFN, TSN)
- 2003 (1) - Roy Williams, S (AP, PFW, FD, TSN)

ALL-NFC

- 1970 (3) - Chuck Howley, LB (AP, UPI)
John Niland, G (UPI)
Mel Renfro, CB (AP)
- 1972 (3) - Bob Lilly, DT (AP, UPI)
John Niland, G (AP, UPI)
Rayfield Wright, T (AP, UPI)
- 1973 (5) - Calvin Hill, RB (AP, UPI)
Lee Roy Jordan, LB (AP, UPI)
John Niland, G (AP, UPI)
Mel Renfro, CB (AP, UPI)
Rayfield Wright, T (AP, UPI)
- 1974 (3) - Cliff Harris, S (AP, UPI)
Drew Pearson, WR (AP, UPI)
Rayfield Wright, T (AP, UPI)
- 1976 (5) - Billy Joe DuPree, TE (AP, UPI)
Cliff Harris, S (AP, UPI)
Blaine Nye, G (AP)
Drew Pearson, WR (AP, UPI)
Roger Staubach, QB (AP)
- 1977 (5) - Cliff Harris, S (UPI)
Efren Herrera, K (UPI)
Harvey Martin, DE (UPI)
Drew Pearson, WR (UPI)
Roger Staubach, QB (UPI)
- 1978 (6) - Tony Dorsett, RB (UPI)
Billy Joe DuPree, TE (UPI)
Cliff Harris, S (UPI)
Herb Scott, G (UPI)
Charlie Waters, S (UPI)
Randy White, DT (UPI)
- 1979 (6) - Bob Breunig, LB (PFW)
Pat Donovan, T (UPI, PFW, TSN)
Cliff Harris, S (TSN)
Herb Scott, G (UPI, TSN)
Roger Staubach, QB (UPI, PFW, TSN)
Randy White, DT (UPI, PFW)
- 1980 (4) - Bob Breunig, LB (UPI)
Pat Donovan, T (UPI)
Herb Scott, G (UPI)
Randy White, DT (UPI, PFW, TSN)
- 1981 (5) - Tony Dorsett, RB (UPI)
Herb Scott, G (UPI)
Ed Jones, DE (UPI)
Rafael Septien, K (UPI)
Randy White, DT (UPI)
- 1982 (5) - Bob Breunig, LB (UPI)
Pat Donovan, T (UPI)
Tony Dorsett, RB (UPI)
Everson Walls, CB (UPI)
Randy White, DT (UPI)
- 1983 (4) - Bob Breunig, LB (UPI)
Ed Jones, DE (UPI, PFW)
Everson Walls, CB (PFW)
Randy White, DT (UPI, PFW)
- 1984 (4) - Bill Bates, S (PFW)
Michael Downs, S (UPI)
Everson Walls, CB (UPI)
Randy White, DT (UPI, FN)
- 1985 (5) - Doug Cosbie, TE (UPI)
Michael Downs, S (UPI)
Tony Hill, WR (FN)
Everson Walls, CB (UPI, FN)
Randy White, DT (UPI, FN)
- 1986 (1) - Randy White, DT (FN)
- 1987 (1) - Herschel Walker, RB (PFW)
- 1988 (1) - Herschel Walker, RB (UPI)
- 1991 (3) - Michael Irvin, WR (UPI, FN)
Jay Novacek, TE (UPI, FN, PFW)
Emmitt Smith, RB (UPI, FN, PFW)
- 1992 (4) - Nate Newton, G (UPI, FN)

All-NFC (cont.)

1992 (cont.)

Jay Novacek, TE (UPI, FN)
Emmitt Smith, RB (UPI, FN)
Mark Stepnoski, C (UPI, FN)

1993 (5)

Troy Aikman, QB (FN)
Ken Norton, LB (FN)
Emmitt Smith, RB (UPI, FN)
Mark Stepnoski, C (UPI, FN)
Erik Williams, T (UPI, FN)

1994 (6)

Charles Haley, DE (UPI, FN)
Leon Lett, DT (UPI, FN)
Nate Newton, G (UPI, FN)
Emmitt Smith, RB (UPI, FN)
Mark Stepnoski, C (UPI, FN)
Darren Woodson, S (UPI, FN)

1995 (5)

Larry Allen, G (FN)
Nate Newton, G (UPI)
Jay Novacek, TE (UPI)
Emmitt Smith, RB (UPI, FN)
Darren Woodson, S (UPI, FN)

1996 (4)

Larry Allen, G (UPI, FN)
Deion Sanders, CB (UPI, FN)
Tony Tolbert, DE (UPI, FN)
Darren Woodson, S (UPI, FN)

1997 (2)

Larry Allen, G (PFW, PFWA, FN)
Deion Sanders, CB (PFW, PFWA, FN)

1998 (2)

Larry Allen, T (PFW, FN)
Deion Sanders, CB (PFW, FN)
KR (PFW, FN)

1999 (3)

Larry Allen, G (PFW, FN)
Deion Sanders, CB (PFW, FN)
Erik Williams, T (FN)

2000 (1)

Larry Allen, G (PFW, FN)

2001 (1)

Larry Allen, G (PFW, FN)

2002 (1)

La'Roi Glover, DT (PFW)

2003 (3)

La'Roi Glover, DT (PFW)
Dat Nguyen, LB (PFW)
Roy Williams, S (PFW)

2004 (1)

Jason Witten, TE (PFW)

ALL-ROOKIE

1974

Efren Herrera, K (PFWA)
Ed Jones, DE (PFWA)

1975

Burton Lawless, G (PFWA)
Randy White, LB (PFWA)

1977

Tony Dorsett, RB (PFWA)

1979

Aaron Mitchell, CB (UPI)

1981

Everson Walls, CB (PFWA, UPI)

1983

Bill Bates, S (PFWA, UPI, PFW)

1984

Eugene Lockhart, LB (PFWA, UPI, PFW, FD)

1987

Roger Ruzek, K (UPI, PFW)

1988

Michael Irvin, WR (FD)

1989

Troy Aikman, QB (PFWA, UPI, PFW, CPFN)
James Dixon, KR (UPI, PFW)

1990

Jimmie Jones, DT (PFWA, UPI, PFW)
Emmitt Smith, RB
(PFWA, UPI, FN, PFW, FD, CPFN)

1991

Larry Brown, CB (PFWA, PFW, FD, FN)
Darrick Brownlow, LB (PFWA)
Russell Maryland, DT (PFWA, CPFN, PFW)

1992

Robert Jones, LB (PFWA, PFW, CPFN, FN)
Darren Woodson, ST (PFW, PFWA)

1993

Darrin Smith, LB (PFWA, CPFN, PFW, FN, FD)
Kevin Williams, WR (FN)

1994

Larry Allen, T (PFWA, PFW, CPFN, FN)
Chris Boniol, K (PFWA, PFW)

1997

Antonio Anderson, DT (PFW)
Dexter Coakley, LB (PFW, FN)

1998

Flozell Adams, G (FD)
Greg Ellis, DE (FN, FD)

1999

Ebenezer Ekuban, DE (PFW, FN)
Dat Nguyen, ST (FD)

2002

Peppi Zeller, DE (CPFN)
Antonio Bryant, WR (PFW)
Derek Ross, CB (PFW)
Roy Williams, S (PFW)

#Rookie

2003

- Terence Newman, CB (PFW)
Zurriel Smith, PR (PFW)

2004

- Jason Witten, TE (PFW)
Julius Jones, RB (PFW)

OTHER HONORS

NFL COACH OF THE YEAR

1966 - Tom Landry (AP)
1990 - Jimmy Johnson (AP)
1991 - Jimmy Johnson (FD)

NFC COACH OF THE YEAR

1966 - Tom Landry (UPI)
1975 - Tom Landry (UPI)
1978 - Tom Landry (FN)
1990 - Jimmy Johnson (UPI, CPFN)

EXECUTIVE OF THE YEAR

2003 - Jerry Jones (FD)

NFL PLAYER OF THE YEAR

1993 - Emmitt Smith (AP, PFWA, TSN, PFW, FD)

BERT BELL AWARD

(presented by Maxwell Club to NFL Player of the Year)

1966 - Don Meredith, QB
1971 - Roger Staubach, QB
1993 - Emmitt Smith, RB

NFC PLAYER OF THE YEAR

1971 - Roger Staubach
1981 - Tony Dorsett (UPI)
1993 - Emmitt Smith (FN)

NFL OFFENSIVE PLAYER OF THE YEAR

1993 - Emmitt Smith (UPI, PFW, CPFN)

NFL DEFENSIVE PLAYER OF THE YEAR

1977 - Harvey Martin (UPI, PFW)
1994 - Charles Haley (FD)

NFC DEFENSIVE PLAYER OF THE YEAR

1994 - Charles Haley (UPI)

NFC OFFENSIVE LINEMAN OF THE YEAR

1996 - Larry Allen (NFLPA)
1997 - Larry Allen (NFLPA)

NFC DEFENSIVE BACK OF THE YEAR

1997 - Deion Sanders (NFLPA)

NFC SPECIAL TEAMS PLAYER OF THE YEAR

1984 - Bill Bates (USA Today, NFLPA)

NFC KICKER OF THE YEAR

1997 - Richie Cunningham (NFLPA)

NFL DEFENSIVE BACK OF THE YEAR

1982 - Everson Walls (NFL Alumni)

NFL DEFENSIVE LINEMAN OF THE YEAR

1982 - Randy White (NFL Alumni)

NFL OFFENSIVE LINEMAN OF THE YEAR

1994 - Nate Newton (NFL Alumni)
1997 - Larry Allen (NFL Alumni)

NFL QUARTERBACK OF THE YEAR

1993 - Troy Aikman (NFL Alumni)

NFL RUNNING BACK OF THE YEAR

1992 - Emmitt Smith (NFL Alumni)
1993 - Emmitt Smith (NFL Alumni)
1995 - Emmitt Smith (NFL Alumni)

NFL WIDE RECEIVER OF THE YEAR

1991 - Michael Irvin (NFL Alumni)

NFL TIGHT END OF THE YEAR

1993 - Jay Novacek (NFL Alumni)

NFL SPECIAL TEAMS PLAYER OF THE YEAR

1983 - # Bill Bates (NFL Alumni)
1984 - Bill Bates (NFL Alumni)
1996 - Jim Schwartz (NFL Alumni)
1998 - Deion Sanders (NFL Alumni)

GOLDEN TOE TROPHY (PFW) (top placekicker)

1981 - Rafael Septien

NFL ROOKIE OF THE YEAR

1977 - Tony Dorsett (NEA, PFWA, TSN)

NFC ROOKIE OF THE YEAR

1977 - Tony Dorsett (UPI, TSN)

1992 - Robert Jones, (UPI)

NFL OFFENSIVE ROOKIE OF THE YEAR

1969 - Calvin Hill, RB (AP)

1970 - Duane Thomas, RB (FN, PFG)

1977 - Tony Dorsett, RB (AP, PFW, FD)

1990 - Emmitt Smith, RB (AP, PFW, FN)

NFL MAN OF THE YEAR

1981 - Tom Landry (FN)

1997 - Troy Aikman

BART STARR AWARD

2001 - Darren Woodson

NFL PLAYER OF THE WEEK

1993 - Michael Irvin, vs. S.F., 10/17 (PFWA)

Emmitt Smith, @ Phil., 10/31 (PFWA)

Emmitt Smith, @ N.Y. Gia., 1/2/94 (PFWA)

1994 - Jason Garrett, vs. G.B., 11/24 (PFHOF)

1995 - Emmitt Smith, @ N.Y. Gia., 9/4 (PFHOF)

Emmitt Smith, @ Minn., 9/17 (PFHOF)

1998 - Deion Sanders, @ N.Y. Gia., 9/21 (PFHOF)

1999 - Troy Aikman, @ Wash., 9/12 (PFHOF)

Dexter Coakley, vs. Miami 11/25 (PFHOF)

NFC DEFENSIVE PLAYER OF THE WEEK

1984 - Randy White, vs. G.B., 9/23

Randy White, @ Phil., 12/2

1985 - Jim Jeffcoat, @ Wash., 11/10

Jim Jeffcoat, vs. N.Y. Gia., 12/15

1986 - Ed Jones, @ S.D., 11/16

1987 - Bill Bates, @ N.Y. Gia., 9/20

Ed Jones, vs. N.Y. Gia., 11/2

1988 - Ed Jones, vs. Atl., 9/25

1990 - Issiac Holt, @ T.B., 10/7

James Washington, vs. Pho., 12/16

1993 - Kevin Smith, @ N.Y. Jets, 12/18

1994 - Charles Haley, @ Pitt., 9/4

Darren Woodson, @ Phil., 12/4

Darrin Smith, @ N.O., 12/19

1995 - Charles Haley, vs. Den., 9/10

1996 - Leon Lett, @ Phil., 9/30

George Teague, vs. Minn., 12/28

1999 - Dexter Coakley, vs. Miami, 11/25

2003 - # Terence Newman, @ Wash. 12/14

NFC OFFENSIVE PLAYER OF THE WEEK

1985 - Tony Dorsett, vs. Pit., 10/13

Danny White, vs. StL., 11/28

1987 - Kelvin Edwards, vs. Phil., 10/11

Herschel Walker, vs. StL., 12/27

1988 - # Michael Irvin, @ Wash., 12/11

1991 - Emmitt Smith, @ Pho., 9/22

Troy Aikman, vs. N.Y. Gia., 9/29

Michael Irvin, vs. Atl., 12/22

1992 - Emmitt Smith, vs. Wash., 9/7

Michael Irvin, vs. Pho., 9/20

Emmitt Smith, @ Raid., 10/25

Erik Williams, vs. Phil., 11/1

Emmitt Smith, vs. Chi., 12/27

Troy Aikman, vs. Phil., 1/10/93

Troy Aikman, @ S.F., 1/17/93

1993 - Troy Aikman, vs. G.B., 10/3

Michael Irvin, vs. S.F., 10/17

Emmitt Smith, @ Phil., 10/31

Emmitt Smith, @ N.Y. Gia., 1/2/94

1994 - Troy Aikman, vs. Ariz., 10/9

Alvin Harper, @ Cin., 10/30

Jason Garrett, vs. G.B., 11/24

Troy Aikman, vs. G.B., 1/8/95

1995 - Emmitt Smith, @ N.Y. Gia., 9/4

Emmitt Smith, @ Minn., 9/17

Emmitt Smith, vs. G.B., 1/14/96

1996 - Troy Aikman, @ Mia., 10/27

1997 - Troy Aikman, @ Pitt., 8/31

1998 - Emmitt Smith, vs. N.Y. Gia., 11/8

1999 - Troy Aikman, @ Wash., 9/12

2001 - # Quincy Carter, vs. S.F., 12/30

2002 - Emmitt Smith, vs. Sea., 10/27

NFC SPECIAL TEAMS PLAYER OF THE WEEK

1993 - # Kevin Williams, vs. N.Y. Gia., 11/7

- Eddie Murray, @ Minn., 12/12

1994 - Bill Bates, vs. Phil., 10/16

- Kevin Williams, vs. Wash., 11/20

- Brock Marion, vs. G.B., 1/8/95

1995 - John Jett, vs. G.B., 10/8

- Chris Boniol, vs. N.Y. Gia., 12/17

1996 - Herschel Walker, vs. Atl., 10/20

- Chris Boniol, vs. G.B., 11/18

- Chris Boniol, vs. Minn., 12/28

1999 - Toby Gowin, vs. Wash., 10/24

2001 - Tim Seder, vs. Wash., 10/15

2002 - # Billy Cundiff, @ St. Louis, 9/29

2003 - Billy Cundiff, @ N.Y. Gia., 9/15

- Billy Cundiff, vs. N.Y. Gia., 12/12

NFC PRIME TIME PLAYER OF THE WEEK

1998 - Deion Sanders, @ N.Y. Gia., 9/21

NFC OFFENSIVE PLAYER OF THE MONTH

1991 - Emmitt Smith, RB, December

1992 - Emmitt Smith, RB, November

Emmitt Smith, RB, December

1993 - Troy Aikman, QB, October

Emmitt Smith, RB, December

1995 - Emmitt Smith, RB, September

NFC SPECIAL TEAMS PLAYER OF THE MONTH

1996 - Chris Boniol, K, November

1997 - Richie Cunningham, K, September

1999 - Jason Tucker, KR, December

NFL OFFENSIVE ROOKIE OF THE MONTH

2004 - Julius Jones, RB, November

NFL DEFENSIVE ROOKIE OF THE MONTH

1997 - Dexter Coakley, LB, October

SUPER BOWL MOST VALUABLE PLAYER

SB V - Chuck Howley, LB

SB VI - Roger Staubach, QB

SB XII - Harvey Martin, DE

Randy White, DT/LB

SB XXVII - Troy Aikman, QB

SB XXVIII - Emmitt Smith, RB

SB XXX - Larry Brown, CB

ED BLOCK COURAGE AWARD

(nominee from each NFL team for courage in battling injuries)

1984 - James Jones, RB

1985 - Howard Richards, OL

1986 - Tony Dorsett, RB

1987 - Brian Baldinger, OL

1988 - Randy White, DT

1989 - Ed Jones, DE

1990 - Kelvin Martin, WR

1991 - Ken Norton, LB

1992 - Daryl Johnston, FB

1993 - Bill Bates, S

1994 - Mark Stepnoski, C

1995 - Erik Williams, T

1996 - Kevin Smith, CB

1997 - Tony Tolbert, DE

1998 - Darren Woodson, S

1999 - Ernie Mills, WR

2000 - Greg Ellis, DE

2001 - Mike Lucky, TE

2002 - Dat Nguyen, LB

2003 - Jamar Martin, FB

2004 - # Julius Jones, RB

BOB LILLY AWARD (voted by Cowboys' fans for sportsman-ship, dedication, leadership and achievement)

1985 - Randy White, DT

1986 - Randy White, DT

1987	-	Danny White, QB
1988	-	Ed Jones, DE
1989	-	Ed Jones, DE
1990	-	Bill Bates, S
1991	-	Bill Bates, S
1992	-	Troy Aikman, QB
1993	-	Bill Bates, S
1994	-	Bill Bates, S
1995	-	Troy Aikman, QB
1996	-	Emmitt Smith, RB
1997	-	Troy Aikman, QB
1998	-	Troy Aikman, QB
1999	-	Emmitt Smith, RB
2001	-	Emmitt Smith, RB
2002	-	Emmitt Smith, RB
2003	-	Darren Woodson, S
2004	-	Jason Witten, TE

SPORTSMAN OF THE YEAR

1994	-	Emmitt Smith (TSN)
------	---	--------------------

DASA PRO ATHLETE OF THE YEAR

1991	-	Michael Irvin, WR
	-	Emmitt Smith, RB
1993	-	Troy Aikman, QB
	-	Emmitt Smith, RB

DASA BIG "D" AWARD

1990	-	Jimmy Johnson
1991	-	Jerry Jones
1992	-	Emmitt Smith
2001	-	Troy Aikman

DASA FIELD SGOVELL AWARD

1970	-	Dallas Cowboys
1971	-	Bob Lilly
1975	-	Roger Staubach
1977	-	Tom Landry
1980	-	Randy White
1981	-	Tony Dorsett
1992	-	Dallas Cowboys
1994	-	Troy Aikman
1995	-	Emmitt Smith
2001	-	Gil Brandt

DASA COACH OF THE YEAR

1995	-	Barry Switzer
------	---	---------------

AP - Associated Press; CPFN - College & Pro Football Newsweekly; DASA - Dallas All Sports Association; FD - Football Digest; FN - Football News; NEA - Newspaper Enterprise Association; PFG - Pro Football Guide; PFHOF - Pro Football Hall of Fame; PFW - Pro Football Weekly; PFWA - Pro Football Writers of America; TSN - The Sporting News; UPI - United Press International

DASA LEGENDS AWARD

1993	-	Tom Landry
2001	-	Gene Stallings

DASA GARY BRIDELL COURAGE AWARD

1994	-	Bill Bates
------	---	------------

DASA ROLE MODEL AWARD

1997	-	Daryl Johnston
1999	-	Darren Woodson
2002	-	Emmitt Smith

NFL MAN OF THE YEAR

(Dallas nominees, Club winner underlined when selected)

1970	-	Bob Lilly, John Niland, Pettis Norman
1971	-	John Niland, Jethro Pugh, Roger Staubach
1972	-	John Niland, Jethro Pugh, Roger Staubach
1973	-	Calvin Hill, John Niland, Roger Staubach
1975	-	John Fitzgerald, Bill Gregory, Roger Staubach
1976	-	Ralph Neely, Roger Staubach, Mark Washington
1980	-	Billy Joe DuPree, D.D. Lewis, <u>Drew Pearson</u>
1981	-	Billy Joe DuPree, D.D. Lewis, Robert Newhouse
1982	-	Bob Breunig, Tony Dorsett, <u>Bill Joe DuPree</u>
1983	-	Bob Breunig, Butch Johnson, <u>Danny White</u>
1984	-	Bob Breunig, <u>Doug Cosbie</u> , Howard Richards
1985	-	Bill Bates
1986	-	Jim Jeffcoat
1987	-	Jim Jeffcoat
1988	-	Herschel Walker
1989	-	Everson Walls
1990	-	Jim Jeffcoat
1991	-	Troy Aikman
1992	-	<u>Troy Aikman</u> , Jim Jeffcoat, James Washington
1993	-	<u>Troy Aikman</u> , Russell Maryland, James Washington
1994	-	Troy Aikman
1995	-	<u>Troy Aikman</u> , Daryl Johnston, Russell Maryland
1996	-	<u>Troy Aikman</u> , Bill Bates, Daryl Johnston
1997	-	<u>Troy Aikman</u> , Daryl Johnston, Emmitt Smith
1998	-	Richie Cunningham, <u>Daryl Johnston</u> , Emmitt Smith
1999	-	Emmitt Smith
2000	-	Ebenezer Ekuban, Chad Hennings, <u>Darren Woodson</u>
2001	-	<u>Ebenezer Ekuban</u> , Emmitt Smith, Darren Woodson
2002	-	Ebenezer Ekuban, Joey Galloway, Kelvin Garmon, <u>Emmitt Smith</u> , Darren Woodson
2003	-	Ebenezer Ekuban, Joey Galloway, Dat Nguyen, Roy Williams, <u>Darren Woodson</u>
2004	-	Keyshawn Johnson, Dat Nguyen, <u>Roy Williams</u>

Cowboys All-Time Draft

1960

EXPANSION DRAFT

Player	Pos.	College
FROM BALTIMORE		
L.G. DUPRE	RB	Baylor
RAY KROUSE	DE	Maryland
DAVE SHERER	WR/P	Southern Methodist
FROM CHICAGO		
DON HEALY	DT	Maryland
JACK JOHNSON	RB	Miami, Fla.
PETE JOHNSON	RB	V.M.I.
FROM CLEVELAND		
LEROY BOLDEN	RB	Michigan State
FRANK CLARKE	WR/TE	Colorado
ED MODZELEWSKI	RB	Maryland
FROM DETROIT		
CHARLES ANE	C	Southern California
GENE CRONIN	LB	Pacific
JIM DORAN	WR	Iowa State
FROM GREEN BAY		
NATE BORDEN	DE	Indiana
BILL BUTLER	S	Tenn. Chattanooga
DON MCILHENNY	RB	Southern Methodist
FROM L.A. RAMS		
TOM FRANCKHAUSER	CB	Purdue

BOB FRY	T	Kentucky
DUANE PUTNAM	G	Pacific
FROM N.Y. GIANTS		
AL BARRY	G	Southern California
MELWOOD "BUZ" GUY	G	Duke
DON HEINRICH	QB	Washington
FROM PHILADELPHIA		
DICK BIELSKI	TE	Maryland
GERRY DELUCCA	T	Mid. Tennessee St.
BILL STRIEGEL	LB	Pacific
FROM PITTSBURGH		
RAY FISHER	T/DT	Eastern Illinois
BOBBY LUNA	RB	Alabama
RAY MATHEWS	WR	Clemson
FROM ST. LOUIS		
BOB CROSS	T	Kilgore J.C.
ED HUSMANN	DT	Nebraska
JACK PATERA	LB	Oregon
FROM SAN FRANCISCO		
FRED DUGAN	WR	Dayton
JOHN GONZAGA	DE	no college
JERRY TUBBS	LB	Oklahoma
FROM WASHINGTON		
TOM BRAATZ	LB	Marquette
JOE NICELY	C	West Virginia
DOYLE NIX	RB	Southern Methodist

BOLD Indicates Made Active Roster

1961

(Drafted 2nd)

Rd. Player	Pos.	College	Sel. #
1. (A) No Choice - Traded along with sixth-round choice to Washington for Eddie LeBaron.			
1. (B) BOB LILLY	DT	TCU	13
2. E.J. HOLUB	LB	Texas Tech	16
3. STEW BARBER	(went to AFL)	G. Penn State	30
4. SONNY DAVIS	(went to AFL)	WR. Baylor	44
5. No Choice - Traded to San Francisco for Gene Babb.			
6. No Choice - Traded, along with first-round choice, to Washington for LeBaron.			
7. ART GIMORE	HB	Oregon State	66
8. DON TALBERT*	TE	Texas	100
9. GLENN GREGORY	HB	SMU	114
10. No Choice - Traded to Green Bay for Fred Cone.			
11. NORRIS STEVENSON	HB	Missouri	142
12. LOWMEDES SHINGLER	QB	Clemson	156
13. DON GOODMAN	HB	Florida	170
14. BILL SHAW	G	Georgia Tech	184
15. JULIUS VARNADO	(went to AFL)	T. San Francisco State	198
16. JERRY STEFFEN	HB	Colorado	212
17. EVERETT CLOUD	HB	Maryland	226
18. RANDY WILLIAMS	HB	Indiana	240
19. LYNN HOYEM*	C	Long Beach State	254
20. JERRY MORGAN	QB	Iowa State	268

1962

(Drafted 4th)

Rd. Player	Pos.	College	Sel. #
1. No Choice - Traded to Cleveland for first round pick in 1961.			
2. SONNY GIBBS*	QB	TCU	18
3. (A) No Choice - Traded to Chicago for Don Meredith.			
3. (B) BOBBY PLUMMER	G	TCU	39
4. No Choice - Traded to San Francisco for Bill Herchman.			
5. No Choice - Traded to Los Angeles for Jimmy Harris.			
6. (A) DONNIE DAVIS	TE	Southern University	74
6. (B) GEORGE ANDRIE	DE	Marquette	82
7. No Choice - Traded to Los Angeles for John Houser.			
8. KEN TUREAUD	RB	Michigan	102
9. No Choice - Traded to Baltimore for Don Perkins.			
10. JOHN M. LONGMEYER	G	Southern Illinois	130
11. LARRY HUDAS	WR	Michigan St.	144
12. No Choice - Traded to Green Bay for Steve Meilinger.			
13. ROBERT MOSES	TE	Texas	172
14. HAROLD HAYS*	G	Southern Mississippi	186
15. GUY REESE	T	SMU	200
16. ROBERT JOHNSTON	T	Rice	214
17. RAY JACOBS	DT	Howard Payne	228
18. DAVE CLOUTIER*	(went to AFL)	RB. Maine	242
19. PAUL HOLMES	(went to AFL)	T. Georgia	256
20. AMOS BULLOCKS	RB	Southern Illinois	270

1963

(Drafted 6th)

Rd. Player	Pos.	College	Sel. #
1. LEE ROY JORDAN	LB	Alabama	6
2. No Choice - Traded along with ninth-round choice to Chicago for Chuck Howley.			
3. JIM PRICE	LB	Auburn	34
4. WHALEY HALL	G	Mississippi	48
5. No Choice - Traded to New York for Dick Nolan.			
6. No Choice - Traded to Green Bay for John Suto.			
7. MARV CLOTHIER	G	Kansas	90
8. No Choice - Traded to Green Bay for Lee Folkins.			
9. No Choice - Traded along with second-round choice to Chicago for Chuck Howley.			
10. ROD SCHEYER	T	Washington	132
11. RAY SCHOEKKE	C	Southern Methodist	146
12. BILL PERKINS	FB	Iowa	160
13. PAUL WICKER*	T	Fresno State	174
14. LOU CIOCI	LB	Boston College	188
15. JERRY OVERTON	WR	Utah	202

16. DENNIS GOLDEN	T	Holy Cross	216
17. ERNEST PARKS*	G	McMurry	230
	(went to AFL)		
18. BILL FRANK	T	Colorado	244
19. JIM STIGER	RB	Washington	258
20. TOMMY LUCAS	TE	Texas	272

1964

(Drafted 4th)

Rd. Player	Pos.	College	Sel. #
1. SCOTT APPLETON	DT	Texas	4
2. MEL RENFRO	DB	Oregon	17
3. No Choice - Traded to L.A. Rams for Bob Long and John Meyers.			
4. PERRY LEE DUNN	DB	Mississippi	45
5. No Choice - Traded to Green Bay for Gary Barnes.			
6. (A) BILLY LOTHIDGE	K-QB	Georgia Tech	73
6. (B) JIM CURRY	WR	Cincinnati	82
6. (C) JIMMY EVANS	WR	Texas Western	83
7. BOB HAYES*	WR	Florida A&M	88
8. AL GEVERINK	RB	UCLA	101
9. JAKE KUPP	G	Washington	116
10. ROGER STAUBACH*	QB	Navy	129
11. BOBBY CRENSHAW	G	Baylor	144
12. JOHNNY NORMAN	WR	NW Louisiana	157
13. JERRY RHOME*	QB	Tulsa	172
14. JIM WORDEN	LB	Wittenberg	185
15. BILL VAN BURKLEO	WR	Tulsa	200
16. PAUL CERCEL	C	Pittsburgh	213
17. HARRY ABELL*	LB	Missouri	228
18. No Selection	(went to AFL)	Player chosen not eligible.	
19. H.D. MURPHY	DB	Oregon	256
20. JOHN HUGHES	LB	Southern Methodist	269

1965

(Drafted 6th)

Rd. Player	Pos.	College	Sel. #
1. CRAIG MORTON	QB	California	6
2. MALCOLM WALKER	LB	Rice	19
3. No Choice - Traded to Green Bay			
4. (A) JIM SIDLE	FB	Auburn	47
4. (B) BOB SVIHUS	T	USC	53
5. ROGER PETTEE	LB	Florida	61
6. SONNY UTZ	RB	VPI	75
7. BRIG OWENS	DB	Cincinnati	89
8. RUSSELL WAYT	LB	Rice	103
9. JIM ZANIOS	FB	Texas Tech	117
10. GAYLON MCCOLLOUGH	C	Alabama	131
11. JETHRO PUGH	DT	Elizabeth City State	145
12. ERNIE KELLERMAN	QB	Miami, OH	159
13. JACK SCHRAUB	TE	California	173
14. GARRY PORTERFIELD	DE	Tulsa	187
15. GENE FOSTER	RB	Arizona State	201
16. DOUG McDOUGAL	(went to AFL)	E. Oregon State	215
17. MITCH JOHNSON	T	UCLA	229
18. MARTIN AMSLER	DT	Evansville	243
19. MERV RETTENMUND	HB	Bail State	257
20. RON BARLOW*	T	Kansas State	271

1966

(Drafted 5th)

Rd. Player	Pos.	College	Sel. #
1. JOHN NILAND	G	Iowa	5
2. WILLIE TOWNES*	DE	Tulsa	22
3. No Choice - Traded to San Francisco for Leon Donohue.			
4. No Choice - Traded to Baltimore for Ralph Neely.			
5. (A) No Choice - Traded to San Francisco for J.D. Smith.			
5. (B) WALT GARRISON	RB	Oklahoma State	79
6. BOB DUNLEVY	WR	West Virginia	86
7. ART ROBINSON	TE	Florida A&M	100

BOLD Indicates Made Active Roster

*Drafted As Future

8. DON KUNIT	RB	Penn State	116
9. DARRELL ELAM	FL	West Virginia Tech	130
10. MASON MITCHELL	RB	Washington	146
11. AUSTIN DENNEY*	TE	Tennessee	160
12. (A) LES SHY	RB	Long Beach State	173
Choice from Pittsburgh for Lee Folkins.			
12. (B) CRAIG BAYNHAM*	RB	Georgia Tech	176
13. RONNIE LAMB	RB	South Carolina	190
14. LEWIS TURNER	RB	Norfolk State	206
15. MARK GARTUNG*	DT	Oregon State	220
16. TOM PIGGEE	DB	San Francisco State	236
17. GEORGE ALLEN	T	West Texas State	250
(went to AFL)			
18. STEVE ORR	DT	Washington	266
19. BYRON JOHNSON	T	Central Wash. St.	280
20. LOU HUDSON	FL	Minnesota	296

1967

(Drafted 23rd)

Rd.	Player	Pos.	College	Sel. #
1.	No Choice		Given along with second- and two fifth-round choices, to Houston for Ralph Neely.	
2.	No Choice		Given along with first- and two fifth-round choices, to Houston for Ralph Neely.	
3.	PHIL CLARK	DB	Northwestern	76
4.	CURTIS MARKER	G	Northern Michigan	103
5.	(A) No Choice		Choice and Jim Steffen from Washington for Brig Owens, Mitch Johnson, and Jake Kupp; given along with first-, second- and fifth-round choices to Houston for Ralph Neely.	
5.	(B) No Choice		From Cleveland for Joe Bob Isbell; given along with first-, second- and fifth-round choices to Houston for Ralph Neely.	
5.	(C) No Choice		Traded to Green Bay for Henry Gremminger.	
6.	SIMS STOKES	DB	Northern Arizona	157
7.	RAYFIELD WRIGHT	DE	Ft. Valley State	182
8.	STEVE LAUB	QB	Illinois Wesleyan	208
9.	BYRON MORGAN	DB	Findlay (Ohio)	234
10.	EUGENE BOWENS	RB	Tennessee A&I	260
11.	PAT RILEY	WR	Kentucky	285
12.	HAROLD DETERS	K	North Carolina State	312
13.	AL KERKIAN	DE	Akron	338
14.	TOM BOYD	G	Tarleton State	364
15.	LEAVIE DAVID	DB	Edward Waters Col.	390
16.	PAUL BROTHERS	HB	Oregon State	416
17.	GEORGE ADAMS	LB	Morehead State	442

1968

(Drafted Alternately 20th, 19th, 21st)

Rd.	Player	Pos.	College	Sel. #
1.	DENNIS HOMAN	FL	Alabama	20
2.	DAVID McDANIELS	WR	Mississippi Valley	45
3.	(A) No Choice		Traded to Minnesota for Lance Rentzel.	
3.	(B) ED HARMON	LB	Louisville	71
Choice from Chicago for Austin Denney and Mac Percival.				
4.	(A) No Choice		Traded to New Orleans for Larry Stephens.	
4.	(B) JOHN DOUGLAS	LB	Missouri	97
Choice from New York for Jim Colvin.				
5.	BLAINE NYE	G	Stanford	130
6.	D.D. LEWIS	LB	Mississippi State	159
7.	BOB TAUCHER	T	Nebraska	185
8.	FRANK BROWN	DE	Albany State	211
9.	KEN KMEIC	DB	Illinois	241
10.	BEN OLISON	FL	Kansas	266
11.	RON SHOTTS	RB	Oklahoma	292
12.	WILSON WHITTY	LB	Boston University	321
13.	CARTER LORD	TE	Harvard	347
14.	RON WILLIAMS	DB	West Virginia	373
15.	TOMMY LUNCFORD	P	Auburn	402
16.	LARRY COLE	DE	Hawaii	428
17.	GEORGE NORDGREN	RB	Houston	454

1969

(Drafted Alternately 24th, 23rd, 22nd)

Rd.	Player	Pos.	College	Sel. #
1.	CALVIN HILL	RB	Yale	24
2.	RICHMOND FLOWERS	WR	Tennessee	49
3.	(A) TOM STINCIC	LB	Michigan	68
3.	(B) HALVOR HAGEN	DE	Weber State	74
Choice from San Francisco for Harold Hayes.				
4.	No Choice		Traded to New Orleans for Dave Simmons.	

5. (A) No Choice – Traded to Baltimore for Andy Stynchula.			
5. (B) CHUCK KYLE	LB	Purdue	125
Choice from Los Angeles for Coy Bacon.			
6. RICH SHAW	FL	Arizona St.	152
7. LARRY BALES	WR	Emory & Henry	180
8. ELMER BENHARDT	LB	Missouri	205
9. CLAXTON WELCH	RB	Oregon	230
10. STUART GOTTILIEB	G	Weber State	258
11. CLARENCE WILLIAMS	DT	Prairie View A&M	283
12. BOB BELDEN	QB	Notre Dame	308
13. RENE MATISON	WR	New Mexico	336
14. GERALD LUTRI	T	Northern Michigan	361
15. BILL JUSTUS	DB	Tennessee	386
16. FLOYD KERR	DB	Colorado State	414
17. BILL BAILEY	DT	Lewis & Clark	439

1970

(Drafted 23rd)

Rd.	Player	Pos.	College	Sel. #
1.	DUANE THOMAS	RB	West Texas	23
2.	(A) BOB ASHER	T	Vanderbilt	27
Choice from Chicago for Craig Baynham and Phil Clark.				
2.	(B) MARGENE ADKINS	WR	Herderson J.C.	49
3.	(A) CHARLIE WATERS	CB	Clemson	66
Choice from Houston through Cleveland for Jerry Rhome.				
3.	(B) STEVE KINER	LB	Tennessee	73
Choice from Cleveland for Jerry Rhome.				
3.	(C) DENTON FOX	S	Texas Tech	75
4.	JOHN FITZGERALD	T	Boston College	101
5.	No Choice		Traded to St. Louis for Bobby Joe Conrad.	
6.	PAT TOOMAY	DE	Vanderbilt	153
7.	DON ABBEY	LB	Penn State	179
8.	JERRY DOSSEY	G	Arkansas	205
9.	ZENON ANDRUSYSHYN	K	UCLA	231
10.	PETE ATHAS	S	Dade J.C.	257
11.	IVAN SOUTHERLAND	DT	Clemson	283
12.	JOE WILLIAMS	RB	Wyoming	309
13.	MARK WASHINGTON	CB	Morgan State	335
14.	JULIAN MARTIN	WR	N. Carolina Central	361
15.	KEN DeLONG	TE	Tennessee	387
16.	SEABERN HILL	CB	Arizona St.	411
17.	GLENN PATTERSON	C	Nebraska	438

1971

(Drafted 25th)

Rd.	Player	Pos.	College	Sel. #
1.	TODDY SMITH	DE	Southern Cal.	25
2.	ISAAC THOMAS	CB	Bishop	51
3.	(A) SAM SCARBER	RB	New Mexico	69
Choice from St. Louis for John Wilbur.				
3.	(B) BILL GREGORY	DE	Wisconsin	77
4.	(A) JOE CARTER	TE	Grambling	80
Choice from New Orleans for Willie Townes.				
4.	(B) BUDDY MITCHELL	T	Mississippi	103
5.	RON KADZIEL	LB	Stanford	129
6.	STEVE MAIER	WR	Northern Arizona	155
7.	BILL GRIFFIN	T-G	Catawba	181
8.	RON JESSIE	WR	Kansas	206
9.	HONOR JACKSON	WR	Pacific	233
10.	RODNEY WALLACE	DT	New Mexico	259
11.	ERNEST BONWELL	LB	Lane College	285
12.	STEVE GOEPEL	QB	Colgate	311
13.	JAMES FORD	RB	Texas Southern	337
14.	TYRONE COUEY	DB	Utah State	363
15.	BOB YOUNG	TE	Delaware	389
16.	JOHN BRENNAN	T	Boston College	415
17.	JOHN BOMER	C	Memphis State	440

1972

(Drafted 26th)

Rd.	Player	Pos.	College	Sel. #
1.	BILL THOMAS	RB	Boston College	26
2.	(A) ROBERT NEWHOUSE	RB	Houston	35
Choice from New England for Halvor Hagen and Honor Jackson.				
2.	(B) JOHN BABINECZ	LB	Villanova	39
Choice from New Orleans for Margene Adkins.				
2.	(C) CHARLES McKEE	WR	Arizona	52

BOLD Indicates Made Active Roster

1972 (cont.)

3. (A) MIKE KELLER	LB	Michigan	64
Choice from New England for Halvor Hagen and Honor Jackson.			
3. (B) MARV BATEMAN	P-K	Utah	78
4. (A) TIM KEARNEY	LB	Northern Michigan	53
Choice from New Orleans for Joe Williams.			
4. (B) ROBERT WEST	WR	San Diego St.	90
Choice from New England for Steve Kiner.			
4. (C) CHARLES ZAPIEC	LB	Penn State	93
Choice from Detroit for Ron Jessie.			
4. (D) No Choice - Traded to New Orleans for Don Talbert.			
5. No Choice - Traded to San Diego for Tony Liscio			
6. CHARLES BOLDEN	DB	Iowa	156
7. No Choice - Traded to Chicago for Lee Roy Caffey.			
8. RALPH COLEMAN	LB	North Carolina A&T	208
9. ROY BELL	RB	Oklahoma	234
10. RICHARD AMMAN	DE	Florida State	260
11. LONNIE LEONARD	T-G	North Carolina A&T	286
12. JIMMY HARRIS	WR	Ohio State	312
13. JEAN FUGETT	TE	Amherst	338
14. ALAN THOMPSON	RB	Wisconsin	363
15. CARLOS ALVAREZ	WR	Florida	390
16. GORDON LONGMIRE	QB	Utah	416
17. ALFONSO CAIN	DT	Bethune-Cookman	442

1973

(Drafted Alternately 20th, 22nd, 21st)

Rd.	Player	Pos.	College	Sel. #
1.	BILLY JOE DuPRE	TE	Michigan State	20
2.	(A) GOLDEN RICHARDS	WR	Hawaii	46
	Choice from Green Bay for Ron Widby and Ike Thomas.			
2.	(B) No Choice -	To Chicago as compensation for signing Jack Concannon.		
3.	(A) HARVEY MARTIN	DT	East Texas State	53
	Choice from Houston through New Orleans for Tom Stincic.			
3.	(B) No Choice -	Traded to New England for Ron Sellers.		
4.	DRANE SCRIVENER	DB	Tulsa	98
5.	BRUCE WALTON	T	UCLA	126
6.	BOB LEYEN	G	Yale	151
7.	RODRIGO BARNES	LB	Rice	176
8.	DAN WERNER	QB	Michigan State	204
9.	MIKE WHITE	CB	Minnesota	229
10.	CARL JOHNSON	LB	Tennessee	254
11.	GERALD CASWELL	G	Colorado State	282
12.	JIM ARNESON	G	Arizona	307
13.	JOHN SMITH	WR	UCLA	332
14.	BOB THORNTON	G-C	North Carolina	360
15.	WALT BAISY	LB	Grambling	385
16.	JOHN CONLEY	TE	Hawaii	410
17.	LES STRAYHORN	RB	East Carolina	438

1974

(Drafted Alternately 22nd, 21st, 20th, 23rd)

Rd.	Player	Pos.	College	Sel.
1.	(A) ED JONES	DE	Tennessee State	1
	Choice from Houston for Tody Smith and Billy Parks.			
1.	(B) CHARLES YOUNG	RB	North Carolina State	22
2.	No Choice - Choice and Ron Sellers to Miami for Otto Stowe.			
3.	(A) DANNY WHITE	QB	Arizona State	53
	Choice from Houston for Tody Smith and Billy Parks.			
3.	(B) CALVIN PETERSON	LB	UCLA	72
4.	(A) KEN HUTCHERSON	LB	Livingston State	97
	Choice from Oakland for Gloster Richardson.			
4.	(B) ANDY ANDRADE	RB-DB	Northern Michigan	101
5.	JOHN KELSEY	T	Missouri	126
6.	JIM BRIGHT	DB	UCLA	151
7.	RAYMOND NESTER	LB	Michigan State	176
8.	MIKE HOLT	DB	Michigan State	205
9.	BILL DULIN	T	Johnson C. Smith	230
10.	DENNIS MORGAN	DB	Western Illinois	255
11.	HARVEY MCGEE	WR	Southern Mississippi	280
12.	KEITH BOBO	QB	Southern Methodist	309
13.	FRED LIMA	K	Colorado	334
14.	DOUG RICHARDS	DB	Brigham Young	359
15.	BRUCE CRAFT	DT	Geneva, Pa.	384
16.	GENE KILLIAN	T	Tennessee	413
17.	LAWRIE SKOLROOD	T	North Dakota	438

1975

(Drafted 18th)

Rd.	Player	Pos.	College	Sel. #
1.	(A) RANDY WHITE	DE	Maryland	2
	Choice from N.Y. Giants for Craig Morton.			
1.	(B) THOMAS HENDERSON	LB	Langston	18
2.	BURTON LAWLESS	G	Florida	44
3.	BOB BREUNING	LB	Arizona State	70
4.	(A) PAT DONOVAN	DE	Stanford	90
	Choice from Houston for Mike Montgomery.			
4.	(B) RANDY HUGHES	DB	Oklahoma	96
5.	(A) KYLE DAVIS	C	Oklahoma	113
	Choice from Green Bay for Jack Concannon.			
5.	(B) No Choice - Traded to Cincinnati for Clint Longley.			
6.	ROLLY WOOLSEY	DB	Boise State	148
7.	MICHAEL HEGMAN	LB	Tennessee State	173
8.	MITCH HOOPES	P	Arizona	200
9.	ED JONES	DB	Rutgers	226
10.	DENNIS BOOKER	RB	Millsville State	252
11.	GREG KRPALEK	C	Oregon State	278
12.	CHUCK BLAND	DB	Cincinnati	304
13.	HERB SCOTT	G	Virginia Union	330
14.	SCOTT LAIDLAW	RB	Stanford	356
15.	WILLIE HAMILTON	RB	Arizona	382
16.	PETE CLARK	TE	Colorado State	407
17.	JIM TESTERMAN	TE	Dayton	434

1976

(Drafted 27th)

Rd. Player	Pos.	College	Sel. #
1. AARON KYLE	DB	Wyoming	27
2. (A) JIM JENSEN	RB	Iowa	40
Choice from N.Y. Giants for Craig Morton.			
2. (B) JIM EIDSON	G	Mississippi St.	55
3. (A) DUKE FERGUSON	WR	San Diego St.	73
Choice from San Francisco for Bob Hayes.			
3. (B) JOHN SMITH	RB	Boise State	75
Choice from Denver for OTTO STOWE.			
3. (C) BUTCH JOHNSON	WR	UC-Riverside	87
4. TOM RAFFERTY	G	Penn State	119
5. WALLY PESUIT	T	Kentucky	151
6. GREG MCGUIRE	T	Indiana	181
7. (A) GREG SCHAUM	DT	Michigan State	186
Choice from San Diego for Ken Hutcherson.			
7. (B) DAVID WILLIAMS	RB	Colorado	208
8. HENRY LAWS	DB	South Carolina	236
9. BEASLEY REECE	DB	North Texas	264
10. LEROY COOK	DE	Alabama	290
11. CORNELIUS GREEN	QB	Ohio	317
12. CHARLES McSHANE	LB	Cal Lutheran	346
13. MARK DRISCOLL	QB	Colorado St.	374
14. LARRY MUSHINSKIE	TE	Nebraska	402
15. DALE CURRY	LB	UCLA	430
16. RICH COSTANZO	T	Nebraska	458
17. STAN WOODFILL	K	Oregon	486

1977

(Drafted Alternately 24th, 25th, 26th)

Rd. Player	Pos.	College	Sel. #
1. TONY DORSETT	RB	Pittsburgh	2
Choice from Seattle for Cowboys' first-round choice and three second-round choices.			
2. GLENN CARANO	QB	Nevada-Las Vegas	54
Choice from Seattle for Duke Ferguson.			
3. (A) TONY HILL	WR	Stanford	62
Choice from Philadelphia for John Niland.			
3. (B) VAL BELCHER	G	Houston	81
4. GUY BROWN	LB	Houston	108
5. ANDY FREDERICK	OL	New Mexico	137
6. JIM COOPER	T	Temple	164
7. DAVID STALLS	DT	Northern Colorado	191
8. (A) AL CLEVELAND	DL	Pacific	208
Choice from San Diego for Mitch Hoopes.			
8. (B) FRED WILLIAMS	RB	Arizona State	221
9. MARK CANTRELL	C	North Carolina	248
10. STEVE DeBERG	QB	San Jose State	275
11. DON WARDLOW	TE	Washington	305
12. GREG PETERS	OL	California	332

BOLD Indicates Made Active Roster

1978

(Drafted 28th)

Rd.	Player	Pos.	College	Sel. #
1.	LARRY BETHEA	DL	Michigan State	28
2.	TODD CHRISTENSEN	RB-TE	Brigham Young	56
3.	DAVID HUGGINS	OL	Oklahoma	84
4.	ALOS BLACKWELL	RB	Houston	112
5.	RICH ROSEN	G	Syracuse	140
6.	HAROLD RANDOLPH	LB	East Carolina	168
7.	TOM RANDALL	DT	Iowa State	196
8.	HOMER BUTLER	WR	UCLA	224
9.	RUSS WILLIAMS	DB	Tennessee	252
10.	BARRY TOMASETTI	OL	Iowa	280
11.	DENNIS THURMAN	S	Southern Cal	308
12.	LEE WASHBURN	OL	Montana State	336

1979

(Drafted 27th)

Rd.	Player	Pos.	College	Sel. #
1.	ROBERT SHAW	C	Tennessee	27
2.	AARON MITCHELL	CB	Nevada-Las Vegas	55
3.	DOUG COSSIE	TE	Santa Clara	76
Swapped choices with Seattle in Bill Gregory trade.				
4.	RALPH DeLOACH	DE	California	109
5.	(A) BOB HUKILL	OL	North Carolina	121
Choice from Chicago for Golden Richards.				
6.	(B) CURTIS ANDERSON	DE	Central State	128
Choice from Seattle for Eren Herrera.				
5.	(C) RON SPRINGS	RB	Ohio State	136
6.	(A) TIM LAVENDER	CB	Southern Cal	155
Choice from Seattle for Bill Gregory.				
6.	(B) MIKE SALZANO	OL	North Carolina	160
Choice from Denver for Jim Jensen.				
6.	(C) CHRIS De FRANCE	WR	Arizona State	164
7.	GREG FITZPATRICK	LB	Youngstown	191
8.	BRUCE THORNTON	DT	Illinois	219
9.	GARRY COBB	LB	Southern Cal	247
10.	MIKE CALHOUN	DT	Notre Dame	274
11.	No Choice		Traded to Detroit for Skip Butler	
12.	QUENTIN LOWRY	LB	Youngstown	329

1980

(Drafted Alternately 23rd, 24th, 25th)

Rd.	Player	Pos.	College	Sel. #
1.	No Choice		Traded along with second-round choice to Baltimore for John Dutton.	
2.	No Choice		Traded along with first-round choice to Baltimore for John Dutton.	
3.	(A) BILL ROE	LB	Colorado	78
Choice from Chicago for Golden Richards.				
3.	(B) JAMES JONES	RB	Mississippi State	81
4.	KURT PETERSEN	DL	Missouri	107
5.	GARY HOGEBOOM	QB	Central Michigan	135
6.	TIMMY NEWSOME	RB	Winston-Salem State	165
7.	LESTER BROWN	RB	Clemson	192
8.	LARRY SAVAGE	LB	Michigan State	219
9.	JACKIE FLOWERS	WR	Florida State	249
10.	MATTHEW TEAGUE	DE	Prairie View A&M	276
11.	GARY PADJEN	LB	Arizona State	303
12.	NORM WELLS	DT	Northwestern	333

1981

(Drafted Alternately 25th and 26th)

Rd.	Player	Pos.	College	Sel. #
1.	HOWARD RICHARDS	T	Missouri	26
2.	DOUG DONLEY	WR	Ohio State	53
3.	GLEN TITENSOR	DL	Brigham Young	82
4.	(A) SCOTT PELLUER	LB	Washington State	92
Choice from San Francisco for Thomas Henderson.				
4.	(B) DERRIE NELSON	LB	Nebraska	109
5.	DANNY SPRADLIN	LB	Tennessee	138
6.	VINCE SKILLINGS	DB	Ohio State	165
7.	(A) RON FELLOWS	DB	Missouri	175
Choice from Tampa Bay for Dave Stalls.				
7.	(B) KEN MILLER	DB	East Michigan	194
8.	PAUL PIUROWSKI	LB	Florida State	221
9.	MIKE WILSON	WR	Washington State	250
10.	PAT GRAHAM	DT	California	277
11.	TIM MORRISON	G	Georgia	303
12.	NATE LUNDY	WR	Indiana	330

BOLD Indicates Made Active Roster

1982

(Drafted 26th)

Rd.	Player	Pos.	College	Sel. #
1.	ROD HILL	CB	Kentucky State	26
2.	JEFF ROHRER	LB	Yale	54
3.	JIM ELIOPULOS	LB	Wyoming	82
4.	(A) BRIAN CARPENTER	CB	Michigan	102
Choice from Tampa Bay for Dave Stalls.				
4.	(B) MONTY HUNTER	S	Salem College	110
5.	PHIL POZDERAC	T	Notre Dame	138
6.	(A) KEN HAMMOND	G	Vanderbilt	144
Choice from Cleveland for Bruce Huther.				
6.	(B) CHARLES DAUM	DL	Cal Poly-SLO	166
7.	BILL PURIFOY	DL	Tulsa	194
8.	(A) GEORGE PEOPLES	RB	Auburn	217
Choice from Denver through Buffalo for Wade Manning.				
8.	(B) DWIGHT SULLIVAN	RB	N. Carolina State	222
9.	JOE GARY	DL	UCLA	250
10.	TODD ECKERSON	T	North Carolina State	278
11.	(A) GEORGE THOMPSON	WR	Albany State	297
Choice from Tampa Bay for Aaron Mitchell.				
11.	(B) MICHAEL WHITING	RB	Florida State	306
12.	RICH BURTNES	G	Montana	334

1983

(Drafted Alternately 23rd, 24th, 21st, 22nd)

Rd.	Player	Pos.	College	Sel. #
1.	JIM JEFFCOAT	DE	Arizona State	23
2.	MIKE WALTER	LB	Oregon	50
3.	BRYAN CALDWELL	DE	Arizona State	77
4.	CHRIS FAULKNER	TE	Florida	108
5.	CHUCK McSWAIN	RB	Clemson	135
6.	REGGIE COLLIER	QB	Southern Mississippi	169
7.	CHRIS SCHULTZ	T	Arizona	172
8.	LAWRENCE RICKS	RB	Michigan	210
9.	AL GROSS	S	Arizona	237
10.	ERIC MORAN	T	Washington	264
11.	DON TAYLOR	T	Idaho State	291
12.	LORENZO BOUIER	RB	Maine	322

1984

(Drafted Alternately 25th and 26th)

Rd.	Player	Pos.	College	Sel. #
1.	BILLY CANNON	LB	Texas A&M	25
2.	(A) VICTOR SCOTT	DB	Colorado	40
Choice from Houston thru Minnesota for Butch Johnson.				
2.	(B) No Choice		Traded to Houston for Mike Renfro.	
3.	FRED CORNWELL	TE	Southern California	81
4.	STEVE DeOSSIE	LB	Boston College	110
5.	(A) STEVE PELLUER	QB	Washington	113
Choice from Tampa Bay for Danny Spradlin.				
5.	(B) NORM GRANGER	RB	Iowa	137
6.	(A) EUGENE LOCKHART	LB	Houston	152
Choice from Chicago for Jay Saldi.				
6.	(B) JOE LEVELIS	G	Iowa	166
7.	ED MARTIN	LB	Indiana State	193
8.	MIKE REVELL	RB	Bethune-Cookman	222
9.	(A) JOHN HUNT	OL	Florida	232
Choice from Indianapolis for Raul Allegre.				
9.	(B) NEAL MAUNE	OL	Notre Dame	249
10.	BRIAN SALONEN	TE	Montana	278
11.	DOWE AUGHTMAN	DL	Auburn	304
12.	CARL LEWIS	WR	Houston	334

U.S.F.L. SUPPLEMENTAL DRAFT

(Drafted Alternately 25th and 26th)

Rd.	Player	Pos.	College	Sel. #
1.	TODD FOWLER	FB	Stephen F. Austin	25
From Houston Gamblers.				
2.	MALCOLM MOORE	WR	Southern California	54
From Los Angeles Express.				
3.	JEFF SPEK	TE	San Diego State	81
From New Jersey Generals.				

1985

(Drafted Alternately 17th, 16th, 20th, 19th, 18th)

Rd.	Player	Pos.	College	Sel. #
1.	KEVIN BROOKS	DE	Michigan	17
2.	JESSE PENN	LB	Virginia Tech	44
3.	CRAWFORD KER	G	Florida	76
4.	ROBERT LAVETTE	RB	Georgia Tech	103
5.	(A) HERSCHEL WALKER	RB	Georgia	114
Choice from Houston for Butch Johnson				
5.	(B) MATT DARWIN	C/G	Texas A&M	119
Choice from Cleveland thru Buffalo for Rod Hill				
6.	(A) KURT PLOEGER	DT	Gustavus Adolphus	144
Choice from Indianapolis for Steve Wright				
6.	(B) MATT MORAN	C/G	Stanford	157
7.	(A) KARL POWE	WR	Alabama State	178
Choice from San Diego thru Kansas City for Lawrence Ricks				
7.	(B) JIM HERRMANN	DE	Brigham Young	184
8.	LEON GONZALEZ	WR	Bethune-Cookman	216
9.	SCOTT STRASBURGER	LB	Nebraska	243
10.	JOE JONES	TE	Virginia Tech	270
11.	NEAL DELLOCONO	LB	UCLA	297
12.	KARL JORDAN	LB	Vanderbilt	324

1986

(Drafted Alternately 21st, 20th, 19th, 18th)

Rd.	Player	Pos.	College	Sel. #
1.	(A) MIKE SHERRARD	WR	UCLA	18
Choice from San Francisco for Cowboys first and fifth-round choices.				
(B) No Choice - Traded to San Francisco along with fifth-round choice for San Francisco's first-round choice.				
2.	DARRYL CLACK	RB	Arizona State	33
Traded to from Indianapolis for Gary Hogeboom				
3.	MARK WALEN	DT	UCLA	74
4.	MAX ZENDEJAS	K	Arizona	100
No Choice - Traded to San Francisco along with first-round choice for San Francisco's first-round choice.				
6.	(A) THORNTON CHANDLER	TE	Alabama	140
Choice from Buffalo for Rod Hill				
6.	(B) STAN GELBAUGH	QB	Maryland	150
Choice from Detroit for Angelo King				
6.	(C) LLOYD YANCEY	G	Temple	158
7.	JOHNNY HOLLOWAY	DB	Kansas	185
8.	TOPPER CLEMONS	RB	Wake Forest	212
9.	JOHN IONATA	G	Florida State	242
10.	BRYAN CHESTER	G	Texas	269
11.	GARTH JAX	LB	Florida State	296
12.	(A) CHRIS DULIBAN	LB	Texas	307
Choice from Buffalo for Rod Hill				
12.	(B) TONY FLACK	DB	Georgia	322

1987

(Drafted Alternately 12th and 11th)

Rd.	Player	Pos.	College	Sel. #
1.	DANNY NOONAN	DT	Nebraska	12
2.	RON FRANCIS	CB	Baylor	39
3.	JEFF ZIMMERMAN	OL	Florida	68
4.	KELVIN MARTIN	WR	Boston College	95
5.	EVERETT GAY	WR	Texas	124
6.	JOE ONOSAI	OL	Hawaii	151
7.	KEVIN SWEENEY	QB	Fresno State	180
8.	KEVIN GOGAN	T	Washington	206
9.	ALVIN BLOUNT	RB	Maryland	235
10.	DALE JONES	LB	Tennessee	262
11.	JEFF WARD	K	Texas	291
12.	SCOTT ARMSTRONG	LB	Florida	318

1988

(Drafted Alternately 11th, 14th, 13th, 12th)

Rd.	Player	Pos.	College	Sel. #
1.	MICHAEL IRVIN	WR	Miami, Fla.	11
2.	KEN NORTON JR.	LB	UCLA	41
3.	MARK HUTSON	G	Oklahoma	67
4.	DAVE WIDELL	T	Boston College	94
5. No Choice - Traded to Seattle for Ron Essink				

6.	SCOTT SECULES	QB	Virginia	151
7.	OWEN HOOVEN	T	Oregon State	178
8.	MARK HIGGS	RB	Kentucky	205
9.	BRIAN BEDFORD	WR	California	232
10.	BILLY OWENS	DB	Pittsburgh	263
11.	CHAD HENNINGS	DE	Air Force	290
12.	BEN HUMMEL	LB	UCLA	317

1989

(Drafted 1st)

Rd.	Player	Pos.	College	Sel. #
1.	TROY AIKMAN	QB	UCLA	1
2. (A) No Choice - Traded along with sixth-round choice to L.A. Raiders for their second, third and fifth-round choices.				
2.	(B) DARYL JOHNSTON	FB	Syracuse	39
Choice from L.A. Raiders along with third and fifth-round choices for Cowboys' second and sixth-round choices.				
3.	(A) MARK STEPANSKI	OL	Pittsburgh	57
3.	(B) RHONY WESTON	DE	Florida	68
Choice from L.A. Raiders along with second and fifth-round choices for Cowboys' second and sixth-round choices.				
4.	TONY TOLBERT	DE	Texas-El Paso	85
5.	(A) KEITH JENNINGS	TE	Clemson	113
5.	(B) WILLIS CROCKETT	LB	Georgia Tech	119
Choice from L.A. Raiders along with second and third-round choices for Cowboys' second and sixth-round choices.				
5.	(C) JEFF ROTH	DT	Florida	125
Choice from Denver for Tony Dorsett				
6. No Choice - Traded to L.A. Raiders along with second-round choice for Raiders' second, third and fifth-round choices.				
7.	KEVIN PETERSON	LB	Northwestern	168
8.	CHARVEZ FOGER	RB	Nevada-Reno	196
9.	TIM JACKSON	DB	Nebraska	224
10.	ROD CARTER	LB	Miami, Fla.	252
11.	RANDY SHANNON	LB	Miami, Fla.	280
12.	SCOTT ANKROM	WR	Texas Christian	308

1990

(Drafted 1st)

Rd.	Player	Pos.	College	Sel. #
1. (A) No Choice - Used to select Steve Walsh in the 1989 supplemental draft.				
1.	(B) EMMITT SMITH	RB	Florida	17
Choice from Pittsburgh for first-round choice obtained from Minnesota and third-round choice obtained from San Francisco.				
2.	ALEXANDER WRIGHT	WR	Auburn	26
3. (A) No Choice - Traded to Minnesota in Herschel Walker deal.				
3.	(B) JIMMIE JONES	DT	Miami	64
Choice from New England along with sixth and eighth-round choices for third-round choice obtained from Denver, fifth-round choice obtained from Miami and Cowboys' seventh-round choice.				
4. No Choice - Traded to Denver along with Kevin Brooks for third-round choice.				
5. (A) No Choice - Traded to Washington for Dean Hamel.				
5.	(B) STAN SMAGALA	CB	Notre Dame	123
Choice from L.A. Raiders for sixth-round choice obtained from Minnesota, eighth-round choice obtained from New-England, ninth-round choice obtained from Seattle, 10th-round choice obtained from Indianapolis and 11th-round choice obtained from San Francisco.				
6. No Choice - Traded to San Diego along with sixth-round choice obtained from New England and sixth-round choice obtained from N.Y. Giants for San Diego's third-round choice in 1991.				
7. No Choice - Traded to New England along with third-round choice obtained from Denver and fifth-round choice obtained from Miami for New England's third, sixth and eighth-round choices.				
8. No Choice - Traded to Detroit for Paul Palmer.				
9.	KENNETH GANT	CB	Albany State	221
10. No Choice - Traded to Minnesota in Herschel Walker deal.				
11.	DAVE HARPER	LB	Humboldt State	277
12. No Choice - Used to select Mike Lowman in the 1989 supplemental draft.				

BOLD Indicates Made Active Roster

1991

(Drafted Alternately 13th and 14th)

Rd.	Player	Pos.	College	Sel. #
1.	(A) RUSSELL MARYLAND	DT	DT	1
Choice from New England for first-round choice obtained from Minnesota, second-round choice, Ron Francis, David Howard and Eugene Lockhart.				
1.	(B) ALVIN HARPER	WR	Tennessee	12
2.	(A) DIXON EDWARDS	LB	Michigan State	37
Choice from Detroit for first-round choice obtained from Washington.				
2.	(B) No Choice			
To New England along with first-round choice obtained from Minnesota, Ron Francis, David Howard and Eugene Lockhart for New England's first-round choice.				
3.	(A) GODFREY MYLES	LB	Florida	62
Choice obtained from San Diego for 1990 draft choices.				
3.	(B) JAMES RICHARDS	G	California	64
Choice obtained from Detroit for first-round choice obtained from Washington.				
3.	(C) No Choice			
Traded to Minnesota in Herschel Walker deal.				
4.	(B) ERIK WILLIAMS	T	Central St. (OH)	70
Choice obtained from New Orleans in Steve Walsh trade.				
4.	(A) CURVIN RICHARDS	RB	Pittsburgh	97
4.	(B) BILL MUSGRAVE	QB	Oregon	106
Choice obtained from Kansas City in Steve Pelluer trade.				
4.	(C) TONY HILL	DE	Tenn.-Chattanooga	108
Choice obtained from Detroit for first-round choice obtained from Washington.				
4.	(D) KEVIN HARRIS	DE	Texas Southern	110
Choice obtained from New England for first-round pick obtained from Minnesota.				
5.	(A) No Choice			
Traded to L.A. Raiders for John Geseke.				
5.	(B) DARRICK BROWNLOW	LB	Illinois	132
Choice from Washington for first-round choice obtained from New England.				
6.	MIKE SULLIVAN	OL	Miami	153
7.	(A) LEON LETT	DE	Emporia (KS) St.	173
Choice from Denver for Dave Widell.				
7.	(B) No Choice			
Traded to L.A. Raiders for Dale Hellestrae.				
8.	No Choice			
Traded to Phoenix for Rob Awalt.				
9.	DAMON MAYES	WR	Missouri	235
10.	SEAN LOVE	G	Penn State	264
11.	TONY BOLES	RB	Michigan	291
12.	LARRY BROWN	CB	Tex Christian	320

1992

(Drafted Alternately 24th, 23rd, 22nd, 21st)

Rd.	Player	Pos.	College	Sel. #
1.	(A) KEVIN SMITH	CB	Texas A&M	17
Choice from Atlanta along with fifth-round choice for first and fourth-round choices obtained from New England.				
1.	(B) ROBERT JONES	LB	East Carolina	24
2.	(A) JIMMY SMITH	WR	Jackson State	36
Choice from Cleveland along with fifth-round choice for second-round choice obtained from New Orleans, eighth-round choice obtained from Denver and the Cowboys' third, sixth and twelfth-round choices.				
2.	(B) DARREN WOODSONS		Arizona State	37
Choice from New England along with first and fourth-round choices for first and third-round choices obtained from Minnesota.				
2.	(C) No Choice			
Traded to Atlanta along with eighth-round choice for Tony Casillas.				
3.	(A) CLAYTON HOLMES	CB	Carson-Newman	58
Choice from Washington along with second-round choice for second and third-round choices obtained from Kansas City.				
3.	(B) No Choice			
Traded to Cleveland along with second-round choice obtained from New Orleans, eighth-round choice obtained from Denver and the Cowboys' sixth and twelfth-round choices for second and fifth-round choices.				
3.	(C) JAMES BROWN	T	Virginia State	82
Choice from Detroit along with fourth and ninth-round choices for second-round choice obtained from Washington.				
4.	(A) No Choice			
Traded to L.A. Raiders for Steve Beuerlein.				
4.	(B) TOM MYSLINSKI	G	Tennessee	109
Choice from Detroit along with third and ninth-round choices for second-round choice obtained from Washington.				
5.	(A) GREG BRIGGS	S	Texas Southern	120
Choice from Atlanta along with first-round choice for first and fourth-round choices obtained from New England.				
5.	(B) ROD MILSTEAD	G	Delaware State	121
Choice from Cleveland along with second-round choice for second-round choice obtained from New Orleans, eighth-round choice obtained from Denver and the				

Cowboys' third, sixth, and twelfth-round choices.

5. (C) No Choice - Traded to Houston along with second-round choice in 1991 obtained from Minnesota for Alonzo Highsmith.
6. (A) FALLON WACASEY TE Tulsa 149
Choice from New England for Jesse Solomon.
6. (B) No Choice - Traded to Cleveland along with second-round choice obtained from New Orleans, eighth-round choice obtained from Denver and the Cowboys' third and twelfth-round choices for second and fifth-round choices.
7. No Choice - Traded to L.A. Raiders for Garry Lewis.
8. No Choice - Traded to Atlanta along with second-round choice for Tony Casillas.
9. (A) NATE KIRTMAN S Pomona-Pitzer 248
9. (B) CHRIS HALL S East Carolina 250
Choice from Detroit along with third and fourth-round choices for second-round choice obtained from Washington.
10. JOHN TERRY G Livingstone College 275
11. TIM DANIEL WR Florida A&M 302
12. (A) DONALD HARRIS S Texas Tech 317
Choice from New England for Rich Gicewicz.
12. (B) No Choice - Traded to Cleveland along with second-round choice obtained from New Orleans, the Cowboys' third and sixth-round choices and the eighth-round choice obtained from Denver for second and fifth-round choices.

1993

(Drafted 28th)

Rd.	Player	Pos.	College	Sel. #
1.	No Choice			
Traded to Green Bay along with fourth-round choice for two seconds, a fourth and an eighth-round choice.				
2.	(A) KEVIN WILLIAMS	WR	Miami, Fla.	46
Choice from Green Bay along with second, fourth and eighth-round choices for first and fourth-round choices.				
2.	(B) DARRIN SMITH	LB	Miami, Fla.	54
Choice from Green Bay along with second, fourth and eighth-round choices for first and fourth-round choices.				
2.	(C) No Choice			
Traded to San Francisco along with third-round choice in 1994 for Charles Haley.				
3.	MIKE MIDDLETON	S	Indiana	84
4.	(A) DERRICK LASSIC	RB	Alabam	94
Choice from Green Bay along with two second-round choices and an eighth-round choice for first and fourth-round choices.				
4.	(B) RON STONE	T	Boston College	96
Choice from L.A. Raiders for Alexander Wright.				
4.	(C) No Choice			
Traded to Green Bay along with first-round choice for two second, a fourth and eighth round choices.				
5.	No Choice			
Traded to Pittsburgh for Thomas Everett.				
6.	BARRY MINTER	LB	Tulsa	168
7.	BROCK MARION	CB	Nevada-Reno	196
8.	(A) DAVE THOMAS	S	Tennessee	203
Choice from Tampa Bay for Gary Lewis and an eighth-round choice.				
8.	(B) REGGIE GIVENS	S	Penn State	213
Choice from Green Bay along with two second-round choices and a fourth-round choice for first and fourth-round choices.				
8.	(C) No Choice			
Traded to Tampa Bay along with Gary Lewis for an eighth-round choice.				

1994

(Drafted 28th)

Rd.	Player	Pos.	College	Sel. #
1.	(A) SHANTE CARVER	DE	Arizona State	23
Choice from San Francisco along with seventh-round choice for Cowboys' first and second-round choices.				
1.	(B) No Choice			
Traded to San Francisco along with second-round choice for first and seventh-round choice.				
2.	(A) LARRY ALLEN	OL	Sonoma State	46
Compensatory choice				
2.	(B) No Choice			
Traded to San Francisco along with first-round choice for first and seventh-round choice.				
3.	(A) No Choice			
Traded to San Francisco along with second-round choice in 1993 for Charles Haley.				
3.	(B) GEORGE HEGAMIN	T	North Carolina State	102
Compensatory choice				
4.	(A) WILLIE JACKSON	WR	Florida	109
Choice from Tampa Bay in Thomas Everett trade.				
4.	(B) DEWAYNE DOTSON	LB	Mississippi	131
5.	No Choice			
Traded to L.A. Raiders along with seventh-round choice obtained from San Francisco for Elvis Patterson and L.A. Raiders seventh-round choice.				
6.	(A) No Choice			
Traded to L.A. Rams for Jim Price.				

BOLD Indicates Made Active Roster

6. (B) **DARREN STUDSTILL** DB West Virginia 191
Choice from L.A. Rams for fourth-round choice in 1995.
7. (A) **TODDRICK McINTOSH** DL Florida State 216
Choice from L.A. Raiders along with Elvis Patterson for Cowboys' fifth-round choice and seventh-round choice obtained from San Francisco.
7. (B) No Choice - Traded to New England for Hugh Millen.

1995

(Drafted Alternately 28th and 27th)

Rd.	Player	Pos.	College	Sel. #
1.	(A) No Choice - Traded to Tampa Bay for two second-round choices.			
2.	(A) SHERMAN WILLIAMS RB Alabama 46 Choice from Atlanta along with fourth-round choice for a second-round choice obtained from Tampa Bay.			
2.	(B) KENDELL WATKINS TE Mississippi State 59			
2.	(C) SHANE HANNAH G Michigan State 63 Choice from Tampa Bay along with second-round choice for first-round choice.			
3.	CHARLIE WILLIAMS S Bowling Green 92			
4.	(A) ERIC BJORNSON TE Washington 110 Choice from Atlanta along with second-round choice for a second-round choice obtained from Tampa Bay.			
4.	(B) No Choice - Traded to St. Louis for 1994 sixth-round choice.			
4.	(C) ALUNDIS BRICE CB Mississippi 129 Compensatory choice			
4.	(D) LINC HARDEN LB Oklahoma State 130 Compensatory choice			
5.	(A) No Choice - Used to select John Davis in the 1994 supplemental draft.			
5.	(B) EDWARD HERVEY WR Southern Cal 166 Compensatory choice			
5.	(C) DANA HOWARD LB Illinois 168 Compensatory choice			
6.	No Choice - Traded to Chicago along with Vinson Smith and Barry Minter for Kelly Blackwell, Markus Paul and John Roper.			
7.	OSCAR STURGIS DE North Carolina 236			

1996

(Drafted 30th)

Rd.	Player	Pos.	College	Sel. #
1.	No Choice - Traded to Washington for a second and third-round choices.			
2.	(A) KAIVKA PITTMAN DE McNeese State 37 Choice from Washington along with third-round choice for first-round choice.			
2.	(B) RANDALL GODFREY LB Georgia 49 Choice from Miami for second-round choice and fourth-round choice obtained from N.Y. Giants as compensation for signing Ron Stone.			
2.	(C) No Choice - Traded to Miami along with fourth-round choice obtained from N.Y. Giants as compensation for signing of Ron Stone for second-round choice.			
3.	(A) CLAY SHIVER C Florida State 67 Choice from Washington along with second-round choice for first-round choice.			
3.	(B) No Choice - Used to select Darren Benson in the 1995 supplemental draft.			
3.	(C) STEFFRET WILLIAMS WR N.E. Louisiana 94 Compensatory choice			
3.	(D) MIKE ULUFALE DL Brigham Young 95 Compensatory choice			
4.	No Choice - Traded to Atlanta along with fifth-round choice for Roger Harper.			
5.	(A) KENNETH McDANIEL G Norfolk State 157 Choice from Baltimore for fourth-round choice in 1997.			
5.	(B) No Choice - Traded to Atlanta along with fourth-round choice for Roger Harper.			
5.	(C) ALAN CAMPOS LB Louisville 167 Compensatory choice			
6.	(A) No Choice - Traded to Chicago for Jim Schwartz.			
6.	(B) WENDELL DAVIS CB Oklahoma 207 Compensatory choice			
7.	RYAN WOOD FB Arizona State 243			

1997

(Drafted Alternately 25th, 24th, 23rd, 22nd)

Rd.	Player	Pos.	College	Sel. #
1.	(A) DAVID LaFLEUR TE Louisiana State 22 Choice from Philadelphia for first-round choice, fifth-round choice and third-round choice in 1998.			
1.	(B) No Choice - Traded to Philadelphia along with fifth-round choice and third-round choice in 1998 for first-round choice.			
2.	No Choice - Traded to Detroit for third and fourth-round choices.			
3.	(A) DEXTER COAKLEY LB Appalachian State 65 Choice from Detroit along with fourth-round choice for second-round choice.			
3.	(B) STEVE SCIFRES G/T Wyoming 83			
3.	(C) KENNY WHEATON CB Oregon 94 Compensatory Choice			
4.	(A) ANTONIO ANDERSON DT Syracuse 101 Choice from Detroit along with third-round choice for second-round choice.			
4.	(B) No Choice - Traded to Baltimore for 1996 fifth-round choice.			
4.	(C) MACEY BROOKS WR James Madison 127 Compensatory Choice			
4.	(D) NICKY SUALUA FB Ohio State 129 Compensatory Choice			
5.	No Choice - Traded to Philadelphia along with first-round choice and third-round choice in 1998 for first-round choice.			
6.	LEE VAUGHN CB Wyoming 187			
7.	OMAR STOUTMIRE S Fresno State 224			

1998

(Drafted Alternately 8th, 7th, 9th)

Rd.	Player	Pos.	College	Sel. #
1.	GREG ELLIS DE North Carolina 8			
2.	FLOZELL ADAMS T Michigan State 38			
3.	No Choice - Traded to Philadelphia along with first-round choice and fifth-round choice in 1997 for first-round choice in 1997.			
4.	MICHAEL MYERS DL Alabama 100			
4.	(A) DARREN HAMBRICK LB South Carolina 130			
5.	(B) OLIVER ROSS OL Iowa State 138 Choice from Seattle for sixth and seventh-round choices in 1998.			
6.	(A) No Choice - Traded to Seattle along with seventh-round choice for fifth-round choice.			
6.	(B) IZELL REESE S Alabama-Birmingham 188 Compensatory Choice			
7.	(A) No Choice - Traded to Seattle along with sixth-round choice for fifth-round choice.			
7.	(B) TARIK SMITH RB California 223 Compensatory Choice			
7.	(C) ANTONIO FLEMING G Georgia 227 Compensatory Choice			
7.	(D) ROD MONROE TE Cincinnati 237 Compensatory Choice			

1999

(Drafted Alternately 22nd, 23rd, 24th)

Rd.	Player	Pos.	College	Sel. #
1.	(A) EBENEZER EKUBAN DE North Carolina 20			
1.	(B) No Choice - Traded to Seattle along with fifth round choice obtained from Carolina as compensation for the signing of Patrick Jeffers for first round choice.			
2.	SOLOMON PAGE T West Virginia 55			
3.	DAT NGUYEN LB Texas A&M 85			
4.	(A) WANE McGARITY WR Texas 118			
4.	(B) PEPPI ZELLNER DE Fort Valley State 132 Compensatory Choice			
5.	No Choice - Traded to Denver for past considerations.			
6.	MARTAY JENKINS WR Nebraska-Omaha 193			
7.	(A) MIKE LUCKY TE Arizona 229			
7.	(B) KELVIN GARMON OL Baylor 243 Compensatory Choice			

BOLD Indicates Made Active Roster

2000

(Drafted Alternately 19th, 18th, 17th, 16th, 15th, 14th, 13th)

1. No Choice	- Traded to Seattle along with first-round choice in 2001 for Joey Galloway.	
2. DWAYNE GOODRICH	CB Tennessee	49
3. No Choice	- Traded to Seattle for James McKnight.	
4. KAREEM LARRIMORE	CB West Texas A&M	109
5. MICHAEL WILEY	RB Ohio State	144
6. MARIO EDWARDS	CB Florida State	180
7. ORANTES GRANT	LB Georgia	219

2001

(Drafted Alternately 7th, 6th, 8th)

Rd.	Player	Pos.	College	Sel. #
1.	No Choice	- Traded to Seattle along with first-round choice in 2000 for Joey Galloway.		
2.	(A) No Choice	- Traded to Indianapolis for second-round and third-round draft choices.		
2.	(B) QUINCY CARTER	QB Georgia		53
2.	(C) TONY DIXON	S Alabama		56
	Choice from Miami along with fourth-round draft choice for second-round draft choice obtained from Indianapolis.			
3.	(A) No Choice	- Traded to New Orleans along with third-round draft choice obtained from Indianapolis for second-round draft choice.		
3.	(B) WILLIE BLADE	DT Mississippi St.		93
	Compensatory Choice			
4.	(A) No Choice	- Traded to Atlanta along with seventh-round choice in 2002 for O.J. Santiago.		
4.	(B) MARKUS STEELE	LB Southern California		122
	Choice from Miami along with second-round choice for second-round choice.			
5.	MATT LEHR	G Virginia Tech.		137
6.	DALEROY STEWART	DT Southern Mississippi		171
7.	(A) COLSTON WEATHERINGTON	DE Central Missouri St.		207
7.	(B) JOHN NIX	DT Southern Mississippi		240
	Compensatory Choice			
7.	(C) CHAR-RON DORSEY	T Florida State		242
	Compensatory Choice			

2002

(Drafted Alternately 6th, 5th, 7th)

Rd.	Player	Pos.	College	Sel. #
1.	(A) No Choice	- Traded to Kansas City for first and third round choices in 2002 and sixth round choice in 2003		
1.	(B) ROY WILLIAMS	S Oklahoma		8
	Choice from Kansas City along with third round choice in 2002 and sixth round choice in 2003 for first round choice			
2.	(A) ANDRE GURODE	G Colorado		37
2.	(B) ANTONIO BRYANT	WR Pittsburgh		63
	Choice from Chicago along with fourth round choice for third, fourth and fifth round choices			
3.	No Choice	- Traded to Chicago along with fourth and fifth round choices for second and fourth round choices.		
3.	DEREK ROSS	CB Ohio State		75
	Choice from Kansas City along with first round choice in 2002 and sixth round choice in 2003 for first round choice			
4.	(A) No Choice	- Traded to Chicago along with third and fifth round choices for second and fourth round choices.		
4.	(B) JAMAR MARTIN	FB Ohio State		129
	Choice from Chicago along with second round choice for third, fourth and fifth round choices.			
5.	(A) No Choice	- Traded to Chicago along with third and fourth round choices for second and fourth round choices.		
5.	(B) PETE HUNTER	CB Virginia Union		168
	Choice from New England for seventh round choice in 2002 obtained from Miami and fifth round choice in 2003.			
6.	(A) TYSON WALTER	T Ohio State		179
6.	(B) DeVEREN JOHNSON	WR Sacred Heart		208
	Compensatory Choice			
6.	(C) BOB SLOWIKOWSKI	TE Virginia Tech.		211
	Compensatory Choice			
7.	No choice	- Traded to Atlanta along with fourth round choice in 2001 for O.J. Santiago.		

2003

(Drafted alternately 5th and 6th)

Rd.	Player	Pos.	College	Sel. #
1.	TERENCE NEWMAN	CB Kansas State		5
2.	AL JOHNSON	C Wisconsin		38
3.	JASON WITTEN	TE Tennessee		69
4.	BRADIE JAMES	LB Louisiana State		103
5.	No Choice	- Traded to New England along with seventh-round choice in 2002 obtained from Miami for fifth-round choice in 2002.		
6.	(A) B.J. TUCKER	CB Wisconsin		178
6.	(B) ZURIEL SMITH	WR Hampton		186
	Choice from Kansas City along with first- and third-round choices in 2002 for first-round choice in 2002.			
7.	JUSTIN BATES	G Colorado		219

2004

(Drafted alternately 22nd, 21st, 20th, 25th, 24th, 23rd)

Rd.	Player	Pos.	College	Sel. #
1.	No Choice	- Traded to Buffalo for second and fifth round choices in 2004 and first round choice in 2005.		
2.	(A) JULIUS JONES	RB Notre Dame		43
	Choice from Buffalo along with fifth round choice and first round choice in 2005 for first round choice.			
2.	(B) JACOB ROGERS	T Southern Cal		52
3.	STEPHEN PETERMAN	CB Louisiana State		83
4.	BRUCE THORNTON	G Georgia		121
5.	(A) SEAN RYAN	TE Boston College		144
	Choice from Buffalo along with second round choice and first round choice in 2005 for first round choice.			
5.	(B) No Choice	- Traded to New Orleans for sixth and seventh round choices.		
6.	No Choice	- Traded to Green Bay for Terry Glenn		
7.	(A) NATHAN JONES	CB Rutgers		205
	Choice from Oakland along with another seventh round choice for sixth round choice.			
7.	(B) PATRICK CRAYTON	WR NW Oklahoma		216
	Choice from Tampa Bay along with Darian Barnes for seventh round choice.			
7.	(C) JACQUES REEVES	CB Purdue		223
	Choice from Oakland along with another seventh round choice for a sixth round choice.			
	Pick was originally traded by Dallas to Oakland for Kenyon Coleman.			

2005

(Drafted alternately 11th 10th 9th, 8th, 12th)

Rd.	Player	Pos.	College	Sel. #
1.	(A) DEMARCUS WARE	DE Troy		11
1.	(B) MARCUS SPEARS	DE Louisiana State		20
	Choice from Buffalo along with second and fifth round choices in 2004 for first round choice in 2004			
2.	KEVIN BURNETT	LB Tennessee		42
3.	No Choice	- Traded to Houston for Drew Henson		
4.	(A) MARION BARBER III	RB Minnesota		109
4.	(B) CHRIS CANTY	DE Virginia		132
	Choice from Philadelphia along with sixth round choice in 2006 or fifth round choice in 2005 and fourth round choice in 2006			
5.	No Choice	- Traded to Philadelphia along with fourth round choice in 2006 for fourth round choice in 2005 and sixth round choice in 2006		
6.	(A) No Choice	- Traded to Oakland along with seventh round choice in 2004 for Kenyon Coleman		
6.	(A) JUSTIN BERIAULT	S Ball State		208
	Compensatory Choice			
6.	(B) ROB PETITTI	T Pittsburgh		209
	Compensatory Choice			
7.	JAY RATLIFF	DT Auburn		224

BOLD Indicates Made Active Roster

Cowboys and Free Agency

1989

PLAN B

PLAYERS SIGNED (5):

C Eric Coyle
(from Washington)
DB Ray Horton
(from Cincinnati)
TE Anthony Jones
(from San Diego)
LB Eric Naposki
(from New England)
RB Kevin Scott
(from San Diego)

PLAYERS LOST (6):

C Bob Brotzki
(by Atlanta)
TE Doug Cosbie
(by Denver)
RB Mark Higgs
(by Philadelphia)
LB Garth Jax
(by Phoenix)
WR Mike Sherrard
(by San Francisco)
QB Kevin Sweeney
(by San Francisco)

1990

PLAN B

PLAYERS SIGNED (16):

FB Tommie Agee
(from Kansas City)
T Louis Cheek
(from Miami)
LB Terrence Cooks
(from New England)
DB Antonio Gibson
(from New Orleans)
WR Rod Harris
(from New Orleans)
OL Greg Johnson
(from Miami)
LB Walter Johnson
(from New Orleans)
RB Keith Jones
(from Cleveland)
WR Dennis McKinnon
(from Chicago)
TE Jay Novacek
(from Phoenix)
DE Lybrant Robinson
(from Washington)
G Tony Stalon
(from L.A. Rams)
LB Vinson Smith
(from Pittsburgh)
DE Anthony Spears
(from Houston)
S James Washington
(from L.A. Rams)
WR Mike Williams
(from Detroit)

PLAYERS LOST (4):

WR Cornell Burbage
(by Minnesota)
WR Bernard Ford
(by Houston)
RB Paul Palmer
(by Cincinnati)
C Bob White
(by New England)

1991

PLAN B

PLAYERS SIGNED (4):

DB Odie Harris
(from Tampa Bay)
TE Craig Hudson
(from Green Bay)
TE Alfredo Roberts
(from Kansas City)

OL Alan Veingard
(from Green Bay)

PLAYERS LOST (2):

G Crawford Ker
(by Denver)
FB Robert Perryman
(by Denver)

1992

PLAN B

PLAYERS SIGNED (4):

LB Bernard Clark
(from Cincinnati)
G/C Frank Cornish
(from San Diego)
K Brad Daluiso
(from Buffalo)
CB Brian Mitchell
(from Atlanta)

PLAYERS LOST (6):

TE Rob Awalt
(by Denver)
LB Derrick Brownlow
(by Buffalo)
LB Jack Del Rio
(by Minnesota)
CB Manny Hendrix
(by San Francisco)
S Stan Smagala
(by Pittsburgh)
K Ken Willis
(by Tampa Bay)

1993

PLAYERS SIGNED (0):

PLAYERS LOST (2):
QB Steve Beuerlein
(by Phoenix)
WR Kelvin Martin
(by Seattle)

1994

PLAYERS SIGNED (2):

G Derek Kennard
(from New Orleans)
QB Rodney Peete
(from Detroit)

PLAYERS LOST (8):

DT Tony Casillas
(by Kansas City)
G/C Frank Cornish
(by Minnesota)
G John Gesek
(by Washington)
G/T Kevin Gogan
(by L.A. Raiders)
DT Jimmie Jones
(by L.A. Rams)
QB Bernie Kosar
(by Miami)
K Eddie Murray
(by Philadelphia)
LB Ken Norton
(by San Francisco)

1995

PLAYERS SIGNED (3):

C Ray Donaldson
(from Seattle)
RB David Lang
(from St. Louis)
CB Deion Sanders
(from San Francisco)

PLAYERS LOST (11):

LB Derrick Brownlow
(by Washington)
G/C Frank Cornish
(by Jacksonville)
TE Scott Galbraith
(by Washington)
S Kenneth Gant
(by Tampa Bay)

WR Alvin Harper
(by Tampa Bay)
DE Jim Jeffcoat
(by Buffalo)
QB Rodney Peete
(by Philadelphia)
C Mark Stepanoski
(by Houston)
RB Blair Thomas
(by Atlanta)
LB Matt Vanderbeek
(by Washington)
S James Washington
(by Washington)

1996

PLAYERS SIGNED (2):

LB Fred Strickland
(from Green Bay)
CB Robert Bailey
(by Miami)

PLAYERS LOST (5):

CB Larry Brown
(by Oakland)
LB Dixon Edwards
(by Minnesota)
LB Robert Jones
(by St. Louis)
DT Russell Maryland
(by Oakland)
G/T Ron Stone*
(by N.Y. Giants)

1997

PLAYERS SIGNED (0):

PLAYERS LOST (6):
K Chris Boniol*
(by Philadelphia)
P John Jett
(by Detroit)
LB Godfrey Myles
(by Denver)
LB Jim Schwartz*
(by San Francisco)
LB Darrin Smith
(by Philadelphia)
S George Teague
(by Miami)

1998

PLAYERS SIGNED (1):

G Everett McIver
(from Miami)
PLAYERS LOST (3):
G/C John Flannery
(by St. Louis)
G/T George Hegamin
(by Philadelphia)
S Brock Marion
(by Miami)

1999

PLAYERS SIGNED (2):

WR Raghib Ismail
(from Carolina)
C Mark Stepanoski
(from Tennessee)

PLAYERS LOST (3):

WR Patrick Jeffers*
(by Carolina)
C Clay Shiver
(by Denver)
DT Artie Smith
(by Kansas City)

2000

PLAYERS SIGNED (4):

LB Joe Bowden
(from Tennessee)
TE Jackie Harris
(from Tennessee)
QB Paul Justin
(from St. Louis)
CB Ryan McNeil
(from Cleveland)

PLAYERS LOST (8):

TE Eric Bjornson
(by New England)
RB Robert Chancey*
(by San Diego)
QB Jason Garrett
(by N.Y. Giants)
LB Randall Godfrey
(by Tennessee)
P Toby Gowin*
(by New Orleans)
LB Lemanski Hall
(by Minnesota)
G/C Tom Myslinski
(by Pittsburgh)
DE Kavika Pittman
(by Denver)

2001

PLAYERS SIGNED (0):

PLAYERS LOST (3):
QB Randall Cunningham
(by Baltimore)
DT Leon Lett
(by Denver)
WR James McKnight
(by Miami)

2002

PLAYERS SIGNED (4):

DT La'Roi Glover
(from New Orleans)
LB Kevin Hardy
(from Jacksonville)
TE Jeff Robinson
(from St. Louis)
CB Bryant Westbrook
(Detroit)

PLAYERS LOST (1):

S Izell Reese
(by Denver)

2003

PLAYERS SIGNED (6):

FB Richie Anderson
(from N.Y. Jets)
TE Dan Campbell
(from N.Y. Giants)
P Toby Gowin
(from New Orleans)
CB Donald Mitchell
(from Tennessee)
LB Al Singleton
(from Tampa Bay)
T Ryan Young
(from Houston)

PLAYERS LOST (3):

LB Kevin Hardy
(by Cincinnati)
DT Brandon Noble
(by Washington)
DE Peppi Zellner
(by Washington)

2004

PLAYERS SIGNED (0):

PLAYERS LOST (2):
CB Mario Edwards
(by Tampa Bay)
DE Ebenezer Ekuban
(by Cleveland)

2005

PLAYERS SIGNED (4):

DT Jason Ferguson
(from N.Y. Jets)
CB Anthony Henry
(from Cleveland)
G Marco Rivera
(from Green Bay)
RB Anthony Thomas
(from Chicago)

PLAYERS LOST (0):

**2004
Season**



The 2004 Season At A Glance

Minnesota 35, Dallas 17

Hubert H. Humphrey Metrodome,

September 12, 2004

Attendance: 64,105

The Dallas Cowboys opened the 2004 season with a 35-17 loss to the Minnesota Vikings at the Metrodome, marking their fifth straight opening day loss. The Cowboys took the opening kickoff and put together a nine-play drive that resulted in a 27-yard Billy Cundiff field goal. Following a Vikings punt, Dallas went on a 20-play, 10 minute, 11 second drive that ended without points when Mat McBriar dropped the snap on a 24-yard field goal attempt. Minnesota took advantage on its next possession when Daunte Culpepper hit Onterio Smith with a short pass that Smith took 63 yards for a touchdown. Dallas was then forced to punt, and the Vikings ate just over nine minutes off the clock as they drove to a Culpepper three-yard touchdown pass to Marcus Robinson with 30 seconds left in the half. The Cowboys answered with a 32-yard Vinny Testaverde-to-Terry Glenn touchdown hook-up just before the half expired to cut their deficit to 14-10. Minnesota opened the third quarter with a three-yard Culpepper-to-Randy Moss touchdown pass, but ReShard Lee returned the ensuing kickoff 62 yards to the Vikings 31-yard line. Four carries later, Lee scored on a seven-yard jaunt up the middle for a 21-17 score. Minnesota answered with a 61-yard drive culminated by a one-yard Culpepper-to-Moss scoring pass. After the teams traded punts, Dallas drove to the Minnesota 19-yard line midway through the final frame before Richie Anderson fumbled the ball and Antoine Winfield recovered for the Vikings. Four plays later, Culpepper connected on his fifth touchdown pass of the day when he hit Kelly Campbell with a 43-yard scoring pass for a 35-17 lead. Following punts by each team, Dallas drove to the Minnesota 39-yard line before Antonio Bryant fumbled following a nine-yard catch. Chris Hovan recovered for the Vikings, and Minnesota ran out the final 18 seconds to secure the victory.

	1	2	3	4	Final
Cowboys	3	7	7	0	17
Vikings	0	14	14	7	35

Cowboys – FG Cundiff 27

Vikings – O. Smith 63 pass from Culpepper (Andersen kick)

Vikings – Robinson 3 pass from Culpepper (Andersen kick)

Cowboys – Glenn 32 pass from Testaverde (Cundiff kick)

Vikings – Moss 3 pass from Culpepper (Andersen kick)

Cowboys – Lee 7 run (Cundiff kick)

Vikings – Moss 1 pass from Culpepper (Andersen kick)

Vikings – Campbell 43 pass from Culpepper (Andersen kick)

	Cowboys	Vikings
First Downs	27	23
Total Net Yards	423	415
Net Yards Rushing	71	136
Net Yards Passing	352	279
Passes	51-29	24-18
Sacked/Yards	1/3	2/0
Passes Intercepted By	0	0
Punts-Average	3-32.7	3-34.0
Fumbles-Lost	4-2	1-0
Penalties-Yards	9-119	5-40
Time of Possession	29:44	30:16

Rushing

Cowboys – Lee, 5 for 35, 1 TD; George, 8 for 25; Anderson, 6 for 10; Barnes, 1 for 1; Testaverde, 1 for 0.

Vikings – O. Smith, 15 for 76; M. Williams, 6 for 27; Culpepper, 6 for 25; Moore, 1 for 8.

Passing

Cowboys – Testaverde, 29-of-50, 355 yards, 1 TD; McBriar, 0-of-1.

Vikings – Culpepper, 17-of-23, 242 yards, 5 TD; Moss, 1-of-1, 37 yards.

Receiving

Cowboys – K. Johnson, 9 for 111; Bryant, 8 for 112; Glenn, 5 for 84, 1 TD; Anderson, 4 for 31; Witten, 3 for 17.

Vikings – Moss, 4 for 27, 2 TD; Robinson, 3 for 54, 1 TD; Burleson, 3 for 34; Kleinsasser, 2 for 24; Wiggins, 2 for 18; O. Smith, 1 for 63, 1 TD; Campbell, 1 for 43, 1 TD; M. Williams, 1 for 8; Moore, 1 for 8.

Dallas 19, Cleveland 12

Texas Stadium, September 19, 2004

Attendance: 63,119

The Dallas Cowboys evened their record at 1-1 with a 19-12 home opening victory over the Cleveland Browns. After forcing the Browns into a three-and-out to open the game, Dallas drove 90 yards in eight plays to take a 7-0 lead when Vinny Testaverde found Jeff Robinson with a one-yard touchdown pass. The Browns again went three-and-out, but Julius Jones returned the ball to the Browns with a fumble at the Cleveland 40-yard line. Cleveland got on the scoreboard on the first play of the second quarter when Phil Dawson connected on a 45-yard field goal attempt. After forcing Dallas to punt, the Browns narrowed their deficit to 7-6 with another Dawson field goal, this time from 23 yards out. The Cowboys then put together a five minute, 34 second drive that culminated with a 30-yard Billy Cundiff field goal. Cleveland cut their halftime deficit to 10-9 with a 49-yard Dawson field on the final play of the first half. Cundiff missed a 49-yard field goal attempt to open the third period, but Dat Nguyen stepped in front of a Jeff Garcia pass and returned the theft 19 yards to the Dallas 46-yard line. Five plays later, Eddie George forced his way into the end zone from three yards out for a 17-9 Dallas advantage. The Dallas defense forced a Cleveland punt on their next possession, but Testaverde was picked off by Anthony Henry late in the third quarter. Early in the final frame, Dawson converted his fourth field goal attempt, this time from 22 yards out. The Browns picked off Testaverde on Dallas's next drive, but Pete Hunter stepped in front of a Garcia pass three plays later. Testaverde was again intercepted five plays later, but Terence Newman returned the theft when he picked off Garcia on the Browns next possession. After two Dallas punts sandwiched around a Cleveland punt, Dallas closed out the scoring with a safety when the Browns were penalized for holding in the end zone.

	1	2	3	4	Final
Browns	0	9	0	3	12
Cowboys	7	3	7	2	19

Cowboys – Robinson 1 pass from Testaverde (Cundiff kick)

Browns – FG Dawson 45

Browns – FG Dawson 23

Cowboys – FG Cundiff 30

Browns – FG Dawson 49

Cowboys – George 3 run (Cundiff kick)

Browns – FG Dawson 22

Cowboys – Safety when Cleveland penalized for holding in end zone

	Browns	Cowboys
First Downs	12	20
Total Net Yards	202	441
Net Yards Rushing	136	126
Net Yards Passing	66	315
Passes	28-8	35-23
Sacked/Yards	1/5	1/7
Passes Intercepted By	3	3
Punts-Average	4-44.8	3-39.7
Fumbles-Lost	1-0	1-1
Penalties-Yards	6-31	11-120
Time of Possession	23:52	36:08

Rushing

Browns – Green, 19 for 52; Jackson, 3 for 50; Garcia, 4 for 34.

Cowboys – George, 18 for 62, 1 TD; Coakley, 1 for 33; J. Jones, 5 for 16; Lee, 4 for 15.

Passing

Browns – Garcia, 8-of-27, 71 yards, 3 INT; McCown, 0-of-1.

Cowboys – Testaverde, 23-of-35, 322 yards, 1 TD, 3 INT.

Receiving

Browns – A. Davis, 3 for 39; Winslow, 1 for 11; Morgan, 1 for 11; Northcutt, 1 for 7; Green, 1 for 2; Jackson, 1 for 1.

Cowboys – Glenn, 6 for 90; Witten, 6 for 82; Bryant, 3 for 54; K. Johnson, 2 for 57; George, 2 for 17; J. Jones, 2 for 14; Campbell, 1 for 7; Robinson, 1 for 1, 1 TD.

Dallas 21, Washington 18

FedEx Field, September 27, 2004

Attendance: 90,367

The Dallas Cowboys opened division play with a 21-18 victory over the Washington Redskins in a Monday night battle. After a slow start to the game — which included three punts and two play challenges — Dallas opened the scoring midway through the first quarter when Eddie George forced his way into the end zone from a yard out. Each team was then forced to punt three times before the Redskins put together a 15-play, 91-yard drive that culminated with a 19-yard John Hall field goal just before the first half expired. The Cowboys ran out the final 0:07 of the quarter to take a 7-3 lead into halftime. After trading punts to open the third period, Vinny Testaverde connected on three consecutive passes — a 48-yarder to Antonio Bryant, a 23-yarder to Keyshawn Johnson and a 10-yard touchdown toss to Jason Witten — to give Dallas a 14-3 advantage. The Redskins responded with a 14-play drive, capped by a one-yard Mark Brunell-to-Rod Gardner scoring pass. The teams traded punts again before Testaverde found Richie Anderson twice with passes and Anderson found Terry Glenn with a 26-yard touchdown pass early in the final frame for a 21-10 Cowboys lead. Anderson's touchdown pass was the first completed pass of his career. The teams again traded punts before Brunell connected with Gardner twice for 64 yards — including a 15-yard touchdown pass. Brunell then found Taylor Jacobs for the two-point conversion to cut Washington's deficit to 21-18 with 4:30 remaining in the game. The Redskins forced the Cowboys to punt on their next possession, but not before Dallas ran four minutes and nine seconds off the clock, giving Washington the ball with 0:21 showing on the clock. Following an incompleting, Brunell hit Gardner with a 46-yard pass to the Dallas 21-yard line. Washington was out of timeouts, however, and the clock expired before the Redskins could get back to the line of scrimmage.

N.Y. Giants 26, Dallas 10

Texas Stadium, October 10, 2004

Attendance: 64,018

The Dallas Cowboys saw their record fall to 2-2 with a 26-10 loss to the New York Giants. The Giants opened the scoring midway through the first quarter when Steve Christie connected on a 31-yard field goal. Early in the second quarter, the Cowboys took a 7-3 lead when Vinny Testaverde hooked up with Keyshawn Johnson on a seven-yard scoring toss. Dat Nguyen forced an Amani Toomer fumble on the Giants next possession, and Jacques Reeves recovered the ball at the Dallas 39-yard line. Nine plays later, Billy Cundiff hit a 41-yard field goal for a 10-3 Dallas advantage late in the half. After forcing the Giants to punt, Jason Witten fumbled at the Giants 47-yard line, allowing New York to get the ball back. They then drove to a Christie 51-yard field goal to cut the Dallas lead to 10-6 at the half. After forcing Dallas to punt to open the third period, New York benefited from a running into the punter penalty and drove to a one-yard Kurt Warner-to-Jeremy Shockey touchdown pass. Late in the quarter, Cundiff missed a 52-yard field goal attempt short that would have tied the score. The Giants took advantage when Christie hit a 47-yard field goal early in the final frame for a 16-10 advantage. After holding the Cowboys on fourth down for a second time, New York added a 26-yard Christie field goal for a 19-10 lead. Following another Dallas punt, the Giants put together a seven-play drive that resulted in a three-yard Tiki Barber touchdown run. Testaverde was picked off on the Cowboys next possession, ending their last ditch effort for a comeback.

	1	2	3	4	Final
Cowboys.....	7	0	7	7	21
Redskins.....	0	3	7	8	18

Cowboys — George 1 run (Cundiff kick)
 Redskins — FG Hall 19
 Cowboys — Witten 10 pass from Testaverde (Cundiff kick)
 Redskins — Gardner 1 pass from Brunell (Hall kick)
 Cowboys — Glenn 26 pass from Anderson (Cundiff kick)
 Redskins — Gardner 15 pass from Brunell (Brunell-to-Jacobs pass)

	Cowboys	Redskins
First Downs.....	14	21
Total Net Yards.....	287	384
Net Yards Rushing.....	50	94
Net Yards Passing.....	237	290
Passes.....	30-15	43-25
Sacked/Yards.....	1/3	5/35
Passes Intercepted By.....	0	0
Punts-Average.....	8-39.3	8-45.0
Fumbles-Lost.....	1-0	2-0
Penalties-Yards.....	5-40	7-87
Time of Possession.....	24:51	35:09

Rushing

Cowboys — Anderson, 4 for 20; George, 11 for 19, 1 TD; Lee, 4 for 10; Barnes, 1 for 2; Testaverde, 1 for -1.
 Redskins — Portis, 23 for 94; Brunell, 1 for 0.

Passing

Cowboys — Testaverde, 14-of-29, 214 yards, 1 TD; Anderson, 1-of-1, 26 yards, 1 TD.
 Redskins — Brunell, 25-of-43, 325 yards, 2 TD.

Receiving

Cowboys — Bryant, 3 for 63; Glenn, 3 for 56, 1 TD; Witten, 3 for 22, 1 TD; Anderson, 2 for 41; Barnes, 2 for 26; K. Johnson, 1 for 23; Campbell, 1 for 9.
 Redskins — Gardner, 10 for 167, 2 TD; Coles, 5 for 42; Thrash, 4 for 47; Portis, 3 for 37; Cooley, 2 for 22; Royal, 1 for 10.

	1	2	3	4	Final
Giants.....	3	3	7	13	26
Cowboys.....	0	10	0	0	10

Giants — FG Christie 31
 Cowboys — K. Johnson 7 pass from Testaverde (Cundiff kick)
 Cowboys — FG Cundiff 41
 Giants — FG Christie 51
 Giants — Shockey 1 pass from Warner (Christie kick)
 Giants — FG Christie 47
 Giants — FG Christie 26
 Giants — Barber 3 run (Christie kick)

	Giants	Cowboys
First Downs.....	19	16
Total Net Yards.....	336	278
Net Yards Rushing.....	125	166
Net Yards Passing.....	211	112
Passes.....	33-18	25-15
Sacked/Yards.....	3/6	2/14
Passes Intercepted By.....	1	0
Punts-Average.....	3-42.7	3-37.3
Fumbles-Lost.....	2-1	2-1
Penalties-Yards.....	9-60	11-74
Time of Possession.....	32:12	27:48

Rushing

Giants — Barber, 23 for 122, 1 TD; Cloud, 2 for 4; Warner, 1 for -1.
 Cowboys — George, 15 for 75; Anderson, 9 for 56; Lee, 4 for 28; Barnes, 2 for 7.

Passing

Giants — Warner, 18-of-33, 217 yards, 1 TD.
 Cowboys — Testaverde, 15-of-24, 126 yards, 1 TD, 1 INT; K. Johnson, 0-of-1.

Receiving

Giants — Toomer, 6 for 66; Barber, 5 for 76; Shockey, 5 for 44, 1 TD; Hilliard, 2 for 31.
 Cowboys — Witten, 5 for 35; K. Johnson, 4 for 43, 1 TD; Glenn, 2 for 24; Anderson, 2 for 9; Bryant, 1 for 15; Barnes, 1 for 0.

Pittsburgh 24, Dallas 20

Texas Stadium, October 17, 2004

Attendance: 64,162

The Dallas Cowboys suffered their second consecutive loss, falling 24-20 to the Pittsburgh Steelers. The Cowboys got the scoring started early when they took the opening kickoff and drove 75-yards, capped by a 21-yard Richie Anderson touchdown run. The Steelers quickly responded when Ben Roethlisberger connected with Plaxico Burress on a five-yard scoring strike. Midway through the second period, Pittsburgh grabbed a 10-7 lead when Jeff Reed connected on a 51-yard field goal. After trading punts, Billy Cundiff tied the score at 10-10 when he connected on a 47-yard field goal attempt just before the first half expired. After forcing a Steelers punt to open the third quarter, Cundiff gave Dallas a 13-10 lead with a 39-yard field goal. Late in the quarter, Vinny Testaverde hooked up with Keyshawn Johnson on a 22-yard touchdown pass to increase the Cowboys advantage to 20-10. Early in the final frame, Roethlisberger found Jerome Tuman with a seven-yard touchdown pass to cut Pittsburgh's deficit to 20-17. With 2:36 remaining in the game, Testaverde was sacked by James Farrior and fumbled the ball, giving Pittsburgh a first down at the Dallas 24-yard line following a 21-yard return by Kima von Oelhoffen. Five plays later, Jerome Bettis scored from two yards out to give the Steelers a 24-20 lead with 0:25 showing on the clock. After moving to the Pittsburgh 30-yard line, Testaverde's pass into the end zone on the final play of the game was knocked down by Russell Stuvaints to secure the Pittsburgh victory.

	1	2	3	4	Final
Steelers.....	7	3	0	14	24
Cowboys.....	7	3	10	0	20

Cowboys - Anderson 21 run (Cundiff kick)
 Steelers - Burress 5 pass from Roethlisberger (Reed kick)
 Steelers - FG Reed 51
 Cowboys - FG Cundiff 47
 Cowboys - FG Cundiff 39
 Cowboys - Johnson 22 pass from Testaverde (Cundiff kick)
 Steelers - Tuman 7 pass from Roethlisberger (Reed kick)
 Steelers - Bettis 2 run (Reed kick)

	Steelers	Cowboys
First Downs.....	21	20
Total Net Yards.....	297	348
Net Yards Rushing.....	125	100
Net Yards Passing.....	172	248
Passes.....	25-21	36-23
Sacked/Yards.....	3/21	5/36
Passes Intercepted By.....	0	0
Punts-Average.....	5-43.0	4-50.3
Fumbles-Lost.....	1-0	3-1
Penalties-Yards.....	6-45	5-30
Time of Possession.....	32:44	27:16

Rushing

Steelers - Staley, 18 for 93; Randle El, 3 for 11; Bettis, 5 for 8, 1 TD; Roethlisberger, 2 for 8; Kreider, 1 for 5;
 Cowboys - Anderson, 6 for 54, 1 TD; George, 10 for 28; K. Johnson, 1 for 13; Ward, 1 for 11; Lee, 2 for -3; Glenn, 1 for -3.

Passing

Steelers - Roethlisberger, 21-of-25, 193 yards, 2 TD;
 Cowboys - Testaverde, 23-of-36, 284 yards, 1 TD.

Receiving

Steelers - Ward, 9 for 76; Tuman, 4 for 21, 1 TD; Burress, 3 for 48, 1 TD; Riemersma, 2 for 24; Staley, 2 for 13; Randle El, 1 for 11.

Cowboys - Glenn, 7 for 140; K. Johnson, 6 for 61, 1 TD; Witten, 5 for 39; Anderson, 3 for 18; Bryant, 1 for 22; George, 1 for 4.

Green Bay 41, Dallas 20

Lambeau Field, October 24, 2004

Attendance: 70,679

The Dallas Cowboys dropped their third consecutive game, falling 41-20 to the Green Bay Packers. Dallas opened the game with a 13-play drive that resulted in a 46-yard Billy Cundiff field goal. The Packers quickly tied the score with a 26-yard Ryan Longwell field goal. On their next possession, the Cowboys drove to the Green Bay six-yard line, but had to settle for a 24-yard Cundiff field goal late in the first quarter for a 6-3 lead. Early in the second frame, Ahman Green bulled his way up the middle for a one-yard touchdown and 10-6 Packers advantage. Following a Dallas punt, Green Bay put together a 15-play drive that resulted in a five-yard Brett Favre-to-Javon Walker touchdown pass. After forcing another Dallas punt, Green Bay added a 40-yard Longwell field goal as the first half expired for a 20-6 halftime lead. The Packers opened the third period with an eight-yard Tony Fisher-to-Bubba Franks scoring toss, but Dallas quickly answered as Vinny Testaverde connected with Jason Witten on a 42-yard touchdown pass to cut the Cowboys deficit to 27-13 midway through the period. Green Bay added to their lead when Favre hit Donald Driver with a 33-yard scoring pass on their next possession. Following another Dallas punt, Green took a pitch around left end and raced 90 yards for a touchdown and a 41-13 Packers advantage late in the third quarter. After trading punts, Dallas closed out the scoring midway through the final frame when Eddie George rushed in from five yards out. The Packers scored on their first seven possessions. Testaverde threw for 308 yards on the day, his third 300-yard passing game of the season, tying Don Meredith, Roger Staubach and Danny White for the club record with three 300-yard passing games in a season.

	1	2	3	4	Final
Cowboys.....	6	0	7	7	20
Packers.....	3	17	21	0	41

Cowboys - FG Cundiff 46
 Packers - FG Longwell 26
 Cowboys - FG Cundiff 24
 Packers - Green 1 run (Longwell kick)
 Packers - Walker 5 pass from Favre (Longwell kick)
 Packers - FG Longwell 40
 Packers - Franks 8 pass from Fisher (Longwell kick)
 Cowboys - Witten 42 pass from Testaverde (Cundiff kick)
 Packers - Driver 33 pass from Favre (Longwell kick)
 Packers - Green 90 run (Longwell kick)
 Cowboys - George 5 run (Cundiff kick)

	Cowboys	Packers
First Downs.....	18	23
Total Net Yards.....	362	480
Net Yards Rushing.....	66	220
Net Yards Passing.....	296	260
Passes.....	36-23	30-24
Sacked/Yards.....	2/12	1/6
Passes Intercepted By.....	0	0
Punts-Average.....	5-36.4	2-39.0
Fumbles-Lost.....	2-0	1-0
Penalties-Yards.....	6-37	6-40
Time of Possession.....	26:41	33:19

Rushing

Cowboys - George, 10 for 41, 1 TD; Anderson, 5 for 25; Testaverde, 1 for 0.
 Packers - Green, 15 for 163, 2 TD; Davenport, 12 for 37; Chatman, 1 for 18; Favre, 1 for 4; Nail, 2 for -2.

Passing

Cowboys - Testaverde, 23-of-35, 308 yards, 1 TD; Glenn, 0-of-1.
 Packers - Favre, 23-of-29, 258 yards, 2 TD; Fisher, 1-of-1, 8 yards, 1 TD.

Receiving

Cowboys - Witten, 8 for 112, 1 TD; K. Johnson, 5 for 73; Morgan, 4 for 76; Anderson, 2 for 22; George, 1 for 10; Glenn, 1 for 6; Ward, 1 for 5; Lee, 1 for 4.
 Packers - Walker, 8 for 129, 1 TD; Driver, 3 for 52, 1 TD; Henderson, 3 for 23; Green, 3 for 4; Davenport, 2 for 20; Chatman, 1 for 12; Franks, 1 for 8, 1 TD; Ferguson, 1 for 8; Martin, 1 for 6; Fisher, 1 for 4.

Dallas 31, Detroit 21

Texas Stadium, October 31, 2004

Attendance: 63,616

The Dallas Cowboys snapped a three-game losing streak with a 31-21 victory over the Detroit Lions. The Lions took the opening kickoff and marched 74 yards for a touchdown, with Joey Harrington completing a one-yard touchdown pass to Kevin Jones. The Cowboys then put together a 15-play, nine minute, 55 second drive culminated by a 17-yard Vinny Testaverde-to-Jason Witten scoring pass to tie the score. After trading punts, Testaverde was picked off by Dre Bly, who returned the theft 55 yards for a touchdown and a 14-7 Detroit lead midway through the second quarter. The Cowboys answered with an 11-play drive that resulted in a 26-yard Testaverde-to-Keyshawn Johnson touchdown pass. After forcing a Detroit punt which Lance Frazier returned 55 yards to the Lions 28-yard line, Dallas drove to the Detroit nine-yard line before Testaverde was intercepted by Brock Marion with 0:13 remaining in the quarter to leave the halftime score tied at 14-14. ReShard Lee returned the second half kickoff 52 yards to the Detroit 46-yard line. Following a 43-yard pass interference penalty on the Lions, Testaverde raced around the right end for a three-yard touchdown and a 21-14 Dallas advantage – his first rushing touchdown since Dec. 6, 1998. Midway through the final frame, Billy Cundiff connected on a 40-yard field goal to increase Dallas's lead to 24-14. Three plays later, Harrington connected with David Kircus on a 50-yard catch-and-run touchdown to cut the Lions deficit to three points. The Cowboys responded with a six play drive that was capped by a 38-yard Testaverde-to-Johnson scoring toss with just less than two minutes remaining in the game. Lance Frazier stepped in front of Harrington's next pass, allowing the Cowboys to run out the final 1:43 to secure the victory. The 31 points scored by Dallas was their highest point total since defeating Detroit 38-7 on Oct. 19, 2003.

Cincinnati 26, Dallas 3

Paul Brown Stadium, November 7, 2004

Attendance: 65,721

The Dallas Cowboys lost for the fourth time in the last five games when they fell 26-3 to the Cincinnati Bengals. After receiving the opening kickoff, Dallas drove to the Bengals 22-yard line but was stopped short on a fourth down quarterback sneak. On their next possession, Vinny Testaverde was sacked and fumbled the ball, which Anthony Mitchell recovered for Cincinnati. The Bengals drove to the Dallas 17-yard line before having to settle for a 35-yard Shayne Graham field goal midway through the first quarter. After forcing a Dallas punt, Graham added to the Cincinnati lead early in the second period with a 47-yard field goal. Keyshawn Johnson fumbled following a reception on the Cowboys next drive, and the Bengals Brian Simmons picked up the ball and returned it 18 yards to the Dallas 29-yard line. Four plays later, Graham hit his third field goal of the day, this time from 45 yards out, to give Cincinnati a 9-0 lead. Late in the quarter, Dallas put together a nine play drive that resulted in a 24-yard Billy Cundiff field goal just before the first half expired, cutting the Cowboys deficit to 9-3 at the half. After trading punts to open the third quarter, the Bengals added to their lead when Carson Palmer connected with Matt Schobel on a 76-yard catch-and-run touchdown. After trading punts again, Testaverde was picked off by Deltha O'Neal at the Cincinnati 18-yard line. The Bengals then drove to the Dallas 12-yard line before settling for a 30-yard Graham field goal, giving them a 19-3 lead early in the final frame. Testaverde was intercepted for the third time on Dallas's next possession, and Cincinnati was able to put together a 14-play drive that resulted in a two-yard Palmer touchdown run with just over two minutes remaining in the game. ReShard Lee picked up 38 yards on five carries on the game's final drive, allowing Cincinnati to clinch the victory.

	1	2	3	4	Final
Lions	7	7	0	7	21
Cowboys	7	7	7	10	31

Lions – Jones 1 pass from Harrington (Hanson kick)
Cowboys – Witten 17 pass from Testaverde (Cundiff kick)
Lions – Bly 55 interception return (Hanson kick)
Cowboys – K. Johnson 26 pass from Testaverde (Cundiff kick)
Cowboys – Testaverde 3 run (Cundiff kick)
Cowboys – FG Cundiff 40
Lions – Kircus 50 pass from Harrington (Hanson kick)
Cowboys – K. Johnson 38 pass from Testaverde (Cundiff kick)

	Lions	Cowboys
First Downs	15	22
Total Net Yards	284	357
Net Yards Rushing	39	127
Net Yards Passing	245	230
Passes	32-19	24-19
Sacked/Yards	1/10	1/5
Passes Intercepted By	3	1
Punts-Average	5-40.2	2-50.0
Fumbles-Lost	0-0	0-0
Penalties-Yards	10-112	5-35
Time of Possession	21:17	38:43

Rushing

Lions – Jones, 11 for 36; Bryson, 2 for 4; Harrington, 1 for -1.
Cowboys – George, 31 for 99; Ra. Williams, 1 for 13; Testaverde, 2 for 10, 1 TD; Anderson, 7 for 5.

Passing

Lions – Harrington, 19-of-32, 255 yards, 2 TD, 1 INT.
Cowboys – Testaverde, 19-of-24, 235 yards, 3 TD, 3 INT.

Receiving

Lions – Hakim, 4 for 90; Jones, 4 for 11, 1 TD; Swinton, 2 for 33; Alexander, 2 for 25; Streets, 2 for 16; Bryson, 2 for 14; Kircus, 1 for 50, 1 TD; Fitzsimmons, 1 for 9; Trejo, 1 for 7.
Cowboys – Witten, 9 for 84, 1 TD; K. Johnson, 3 for 80, 2 TD; Anderson, 2 for 21; George, 2 for 14; Barnes, 2 for 6; Crayton, 1 for 30.

	1	2	3	4	Final
Cowboys	0	3	0	0	3
Bengals	3	6	7	10	26

Bengals – FG Graham 35
Bengals – FG Graham 47
Bengals – FG Graham 45
Cowboys – FG Cundiff 24
Bengals – Schobel 76 pass from Palmer (Graham kick)
Bengals – FG Graham 30
Bengals – Palmer 2 run (Graham kick)

	Cowboys	Bengals
First Downs	13	15
Total Net Yards	311	328
Net Yards Rushing	109	116
Net Yards Passing	202	212
Passes	30-18	32-21
Sacked/Yards	1/5	0/0
Passes Intercepted By	0	3
Punts-Average	4-48.0	5-39.8
Fumbles-Lost	2-2	0-0
Penalties-Yards	7-46	4-20
Time of Possession	26:43	33:17

Rushing

Cowboys – Lee, 6 for 39; Anderson, 10 for 29; George, 8 for 23; Testaverde, 3 for 18.
Bengals – R. Johnson, 26 for 95; Watson, 2 for 10; Russell, 1 for 10; Palmer, 2 for 1, 1 TD.

Passing

Cowboys – Testaverde, 18-of-30, 207 yards, 3 INT.
Bengals – Palmer, 21-of-32, 212 yards, 1 TD.

Receiving

Cowboys – Witten, 6 for 97; K. Johnson, 4 for 58; Anderson, 4 for 21; Crayton, 2 for 14; Ra. Williams, 1 for 14; George, 1 for 3.
Bengals – C. Johnson, 8 for 74; R. Johnson, 4 for 19; J. Johnson, 3 for 11; Schobel, 2 for 84, 1 TD; Kelly, 2 for 9; Houshmandzadeh, 1 for 8; Walter, 1 for 7.

Philadelphia 49, Dallas 21

Texas Stadium, November 15, 2004

Attendance: 64,190

The Dallas Cowboys suffered their third home loss of the season, falling 49-21 to the Philadelphia Eagles on Monday Night Football. After trading punts twice to open the game, the Eagles opened the scoring midway through the first period when Donovan McNabb hooked up with Terrell Owens on a 59-yard catch-and-run touchdown. The Eagles stripped Eddie George of the ball following a 28-yard gain on a reception, but the Dallas defense forced Philadelphia to punt. Lance Frazier muffed the return and the Eagles recovered at the Dallas 14-yard line. Four plays later, Dorsey Levens rumbled in from four yards out to open the second period. Following a 39-yard ReShard Lee kickoff return, Dallas needed three plays to get on the scoreboard with a 29-yard Vinny Testaverde-to-Jason Witten scoring toss. Philadelphia quickly answered when McNabb found Owens with a 27-yard touchdown pass. Following a Cowboys punt, McNabb hit Todd Pinkston with a 59-yard scoring pass, Dallas cut their deficit to 28-14 when Testaverde hooked up with Witten on a 24-yard touchdown. The Eagles staked themselves to a 35-14 halftime lead when Brian Westbrook scored from a yard out just before the first half expired. The Cowboys opened the third quarter with a 15-yard Eddie George scoring run, but the Eagles answered with a 16-yard McNabb-to-Owens touchdown pass midway through the period. Philadelphia closed out the scoring late in the final frame when Lito Sheppard picked off a Testaverde pass in the end zone and raced 101 yards for a touchdown. Jason Witten led all Dallas receivers with a career-high 133 receiving yards and two touchdowns. It was the first multiple-touchdown game by a Dallas tight end since Jackie Harris had two against San Francisco on Sept. 24, 2000.

	1	2	3	4	Final
Eagles.....	7	28	7	7	49
Cowboys.....	0	14	7	0	21

Eagles	- Owens 59 pass from McNabb (Akers kick)
Eagles	- Levens 4 run (Akers kick)
Cowboys	- Witten 29 pass from Testaverde (Cundiff kick)
Eagles	- Owens 27 pass from McNabb (Akers kick)
Eagles	- Pinkston 59 pass from McNabb (Akers kick)
Cowboys	- Witten 24 pass from Testaverde (Cundiff kick)
Eagles	- Westbrook 1 run (Akers kick)
Cowboys	- George 15 run (Cundiff kick)
Eagles	- Owens 16 pass from McNabb (Akers kick)
Eagles	- Sheppard 101 interception return (Akers kick)

	Eagles	Cowboys
First Downs.....	20	14
Total Net Yards.....	485	317
Net Yards Rushing.....	149	71
Net Yards Passing.....	336	246
Passes.....	28-15	30-21
Sacked/Yards.....	1/9	1/8
Passes Intercepted By.....	1	0
Punts-Average.....	6-41.2	7-44.1
Fumbles-Lost.....	0-0	3-2
Penalties-Yards.....	9-59	7-50
Time of Possession.....	30:10	29:50

Rushing

Eagles - Levens, 12 for 73, 1 TD; Westbrook, 15 for 56, 1 TD; McNabb, 2 for 14; Owens, 1 for 6; G. Lewis, 1 for 2; Blake, 2 for -2.

Cowboys - George, 11 for 39, 1 TD; Anderson, 6 for 28; Lee, 2 for 4; Testaverde, 3 for 1; K. Johnson, 1 for 0; Morgan, 1 for -1.

Passing

Eagles - McNabb, 15-of-28, 345 yards, 4 TD.

Cowboys - Testaverde, 21-of-30, 254 yards, 2 TD, 1 INT.

Receiving

Eagles - Owens, 6 for 134, 3 TD; Westbrook, 4 for 62; Mitchell, 1 for 60; Pinkston, 1 for 59, 1 TD; G. Lewis, 1 for 13; C. Lewis, 1 for 12; Parry, 1 for 5.

Cowboys - Witten, 9 for 133, 2 TD; K. Johnson, 4 for 53; George, 2 for 35; Anderson, 2 for 6; Crayton, 2 for 6; Morgan, 1 for 21; Barnes, 1 for 0.

Baltimore 30, Dallas 10

M&T Bank Stadium, November 21, 2004

Attendance: 69,924

The Dallas Cowboys dropped their sixth game in their last seven outings when they fell 30-10 to the Baltimore Ravens. After the game started with a flurry of punts, Al Singleton forced a Travis Taylor fumble midway through the opening quarter which Lance Frazier recovered at the Ravens 15-yard line. The Cowboys drove to the Baltimore one-yard line but had to settle for a 19-yard Billy Cundiff field goal. Following another Baltimore punt, the Cowboys put together a 15-play, eight minute drive but came away scoreless when Cundiff hooked a 41-yard field goal attempt wide left. The Dallas defense held the Ravens on fourth down at the Dallas 35-yard line on Baltimore's next series, but the Cowboys were then held on downs at the Ravens 37-yard line with 0:39 remaining in the half. Three plays later, Terence Newman forced a Kevin Johnson fumble following a 12-yard reception, and Dexter Coakley recovered the ball at the Dallas 42-yard line. The half ended with two Testaverde incomplete passes and a 3-0 Cowboys advantage. After trading punts to open the third period, Baltimore put together a nine-play drive that culminated with a 17-yard Kyle Boller-to-Darnell Dinkins touchdown pass. After a 39-yard kickoff return by Terrance Copper to set the Cowboys up at their 48-yard line, Testaverde's next pass was picked off by Ed Reed at the Baltimore 35-yard line. The Ravens quickly upped the lead to 14-3 when Boller hooked up with Johnson on a 31-yard scoring toss. Early in the final frame, Matt Stover converted a 50-yard field goal attempt for a 17-3 Baltimore advantage. Two plays later, Testaverde was intercepted by Chad Williams, who returned the theft 44 yards for a touchdown. Drew Henson took over for Testaverde - who was injured on the interception play - and was sacked and fumbled on his first play from scrimmage Baltimore recovered at the Cowboys one-yard line. Two plays later, Chester Taylor bulled his way into the end zone from a yard out for a 30-3 Ravens lead. Henson then guided Dallas on a 16-play, nine minute drive capped by a one-yard touchdown pass to Jeff Robinson to close out the scoring.

	1	2	3	4	Final
Cowboys.....	3	0	0	7	10
Ravens.....	0	0	14	16	30

Cowboys	- FG Cundiff 19
Ravens	- Dinkins 17 pass from Boller (Stover kick)
Ravens	- K. Johnson 31 pass from Boller (Stover kick)
Ravens	- FG Stover 50
Ravens	- C. Williams 44 interception return (Stover kick)
Ravens	- C. Taylor 1 run (Stover kick)
Cowboys	- Robinson 1 pass from Henson (Cundiff kick)

	Cowboys	Ravens
First Downs.....	16	15
Total Net Yards.....	222	287
Net Yards Rushing.....	94	59
Net Yards Passing.....	128	228
Passes.....	28-15	35-23
Sacked/Yards.....	2/28	1/4
Passes Intercepted By.....	0	2
Punts-Average.....	6-41.7	5-40.0
Fumbles-Lost.....	1-1	2-2
Penalties-Yards.....	4-20	4-30
Time of Possession.....	33:49	26:11

Rushing

Cowboys - J. Jones, 30 for 81; Henson, 1 for 7; George, 3 for 5; Testaverde, 1 for 1.

Ravens - C. Taylor, 15 for 33, 1 TD; M. Smith, 1 for 12; Boller, 3 for 9; Lewis, 2 for 5.

Passing

Cowboys - Testaverde, 9-of-22, 109 yards, 2 INT; Henson, 6-of-6, 47 yards, 1 TD.

Ravens - Boller, 23-of-34, 232 yards, 2 TD; Hymes, 0-of-1.

Receiving

Cowboys - Morgan, 4 for 42; Copper, 3 for 44; K. Johnson, 3 for 40; Witten, 3 for 29; Robinson, 1 for 1, 1 TD; Barnes, 1 for 0.

Ravens - T. Taylor, 6 for 68; K. Johnson, 4 for 51, 1 TD; C. Taylor, 4 for 18; Dinkins, 3 for 40, 1 TD; Wilcox, 2 for 23; Ricard, 2 for 5; Moore, 1 pass for 24; Lewis, 1 for 3.

Dallas 21, Chicago 7

Texas Stadium, November 25, 2004

Attendance: 64,026

The Dallas Cowboys closed out the month of November with a 21-7 Thanksgiving Day victory over the Chicago Bears. The Cowboys got on the scoreboard early as Julius Jones capped a 62-yard drive with a 33-yard touchdown run, the longest scoring run of the season for Dallas. Two series later, the Bears fumbled a snap and Leonardo Carson recovered at mid-field for the Cowboys. Dallas, however, was forced to punt. Early in the second quarter, Billy Cundiff's 52-yard field goal attempt bounced off the right upright. Midway through the period, Drew Henson – making his first career start – was intercepted by R.W. McQuarters, who returned the theft 45 yards for a touchdown to tie the score at 7-7. That is how the half ended as the clubs combined for 12 punts and two turnovers on 16 first half possessions. Midway through the third quarter, Paul Edinger pushed a 48-yard field goal attempt wide right, leaving the score tied at 7-7. The Cowboys opened the final frame with an eight-play, 61-yard touchdown drive, capped by a five-yard Vinny Testaverde-to-Darian Barnes scoring pass. Testaverde – who replaced Henson at halftime – tied an NFL record by hitting the 62nd different player in his 18-year career with a scoring pass. On the Bears next possession, Terence Newman stepped in front of a Jonathan Quinn pass and returned the theft 11 yards to the Bears 42-yard line. Seven plays later, Jones bulled his way up the middle for four yards and a touchdown. After trading punts, Dat Nguyen picked off a Quinn pass at the Dallas 27-yard line, allowing the Cowboys to run out the clock to secure the victory. Jones finished the half with 150 rushing yards and two touchdowns on 33 carries – marking the most carries by a rookie in club history and tying the second most rushing yards by a rookie in club history at that time.

Dallas 43, Seattle 39

Qwest Field, December 6, 2004

Attendance: 68,093

The Dallas Cowboys pulled out a dramatic 43-39 come-from-behind victory over the Seattle Seahawks on Monday Night Football. Seattle opened the scoring with a 27-yard Matt Hasselbeck-to-Jerry Rice touchdown pass. Dallas then put together a 55-yard drive – including a season-long 53-yard run by Julius Jones – that resulted in a 39-yard Billy Cundiff field goal. The Seahawks increased their advantage to 14-3 with a Hasselbeck-to-Darrell Jackson two-yard scoring pass late in the quarter. Early in the second frame, the Cowboys cut the deficit with a 49-yard Cundiff field goal – his longest effort of the season. After forcing a Seattle punt, Dallas found the end zone when Testaverde hit Terrance Copper with a nine-yard scoring toss – marking the 63rd different receiver to catch a touchdown pass from Testaverde during his career, an NFL record. The two-point attempt failed, leaving the score 14-12. Dallas held Seattle on downs on their next possession, then drove 59 yards to a Jones eight-yard scoring run to take a 19-14 lead into halftime. Dallas forced a Shaun Alexander fumble on the second play of the third quarter and recovered at the Seattle 21-yard line. Two plays later, Jones went up the middle for 10-yard touchdown run. Following a Seattle punt, Cundiff increased the Dallas advantage to 25-14 with a 47-yard field goal. The Seahawks then put together a 14-play drive capped by a 21-yard Josh Brown field goal late in the period. Following a Testaverde intercepted pass early in the final quarter, Seattle cut their deficit with a one-yard Alexander touchdown run. The Seahawks took a 32-29 lead on their next possession when Hasselbeck hit Jerheme Urban with a 19-yard scoring pass. Following another Testaverde interception, Seattle increased their advantage to 39-29 with a 32-yard Alexander touchdown run with 2:46 remaining in the game. Dallas answered quickly as Testaverde hit Keyshawn Johnson with a 34-yard touchdown pass with 1:45 remaining in the game. After Jason Witten recovered the ensuing onside kick, the Cowboys regained the lead when Jones scored on a 17-yard run with 0:32 remaining. Seattle's final Hal Mary pass was knocked to the ground by Lynn Scott to preserve the Cowboys victory. Jones finished the day with 198 rushing yards and a career-high three touchdowns on 30 carries. The come-back marked the first time in franchise history Dallas had scored two touchdowns in the final two minutes of a game to win.

	1	2	3	4	Final
Bears	0	7	0	0	7
Cowboys	7	0	0	14	21

Cowboys – J. Jones 33 run (Cundiff kick)
 Bears – McQuarters 45 interception return (Edinger kick)
 Cowboys – Barnes 5 pass from Testaverde (Cundiff kick)
 Cowboys – J. Jones 4 run (Cundiff kick)

	Bears	Cowboys
First Downs	10	18
Total Net Yards	140	267
Net Yards Rushing	49	154
Net Yards Passing	91	113
Passes	31-15	26-13
Sacked/Yards	6/41	2/10
Passes Intercepted By	2	2
Punts-Average	10-41.2	9-43.1
Fumbles-Lost	4-2	0-0
Penalties-Yards	7-45	5-30
Time of Possession	24:23	35:37

Rushing

Bears – T. Jones, 14 for 46; Krenzel, 2 for 2; Wade, 1 for 1; Thomas, 3 for 0.

Cowboys – J. Jones, 33 for 150, 2 TD; George, 3 for 8; Copper, 1 for -1; Testaverde, 3 for -3.

Passing

Bears – Quinn, 10-of-21, 86 yards, 2 INT; Krenzel, 5-of-10, 46 yards.

Cowboys – Testaverde, 9-of-14, 92 yards, 1 TD, 1 INT; Henson, 4-of-12, 31 yards, 1 INT.

Receiving

Bears – T. Jones, 6 for 48; Terrell, 2 for 34; Wade, 2 for 23; Thomas, 2 for 20; Clark, 1 for 6; Berrian, 1 for 3; Johnson, 1 for -2.

Cowboys – K. Johnson, 6 for 58; Morgan, 2 for 22; Copper, 2 for 22; Witten, 1 for 17; Barnes, 1 for 5; J. Jones, 1 for -1.

	1	2	3	4	Final
Cowboys	3	16	10	14	43
Seahawks	14	0	3	22	39

Seahawks – Rice 27 pass from Hasselbeck (Brown kick)
 Cowboys – FG Cundiff 39
 Seahawks – Jackson 2 pass from Hasselbeck
 Cowboys – FG Cundiff 49
 Cowboys – Copper 9 pass from Testaverde (2-pt. attempt failed)
 Cowboys – J. Jones 8 run (Cundiff kick)
 Cowboys – J. Jones 10 run (Cundiff kick)
 Cowboys – FG Cundiff 47
 Seahawks – FG Brown 21
 Seahawks – Alexander 1 run (Brown kick)
 Seahawks – Urban 19 pass from Hasselbeck (Hasselbeck-to-Jackson pass)
 Seahawks – Alexander 32 run (Brown kick)
 Cowboys – K. Johnson 34 pass from Testaverde (Cundiff kick)
 Cowboys – J. Jones 17 run (Cundiff kick)

	Cowboys	Seahawks
First Downs	24	25
Total Net Yards	405	507
Net Yards Rushing	198	109
Net Yards Passing	207	398
Passes	34-18	40-28
Sacked/Yards	3/18	2/16
Passes Intercepted By	0	2
Punts-Average	3-36.7	2-37.5
Fumbles-Lost	1-0	3-2
Penalties-Yards	6-49	6-44
Time of Possession	28:43	31:17

Rushing

Cowboys – J. Jones, 30 for 198, 3 TD; Testaverde, 1 for 0.

Seahawks – Alexander, 21 for 83, 2 TD; Hasselbeck, 3 for 16; Morris, 1 for 6; Strong, 2 for 4.

Passing

Cowboys – Testaverde, 18-of-34, 225 yards, 2 TD, 2 INT.
 Seahawks – Hasselbeck, 28-of-40, 414 yards, 3 TD.

Receiving

Cowboys – K. Johnson, 6 for 116, 1 TD; Witten, 5 for 61; J. Jones, 3 for 11; Morgan, 2 for 19; Copper, 2 for 18, 1 TD.
 Seahawks – Jackson, 9 for 113, 1 TD; Rice, 8 for 145, 1 TD; Alexander, 3 for 21; Stevens, 2 for 58; Urban, 2 for 36, 1 TD; Mili, 2 for 30; Ingram, 2 for 11.

New Orleans 27, Dallas 13

Texas Stadium, December 12, 2004

Attendance: 64,056

The Dallas Cowboys dropped their fourth home game of the season, falling 27-13 to the New Orleans Saints. The Cowboys took the opening kickoff and drove to the New Orleans 24-yard line, but Billy Cundiff hooked a 42-yard field goal wide left. After forcing a Saints punt, Dallas drove to the Saints 15-yard line before settling for a 34-yard Cundiff field goal. The Cowboys stopped New Orleans on a fake punt attempt on the game's next series, and, following a 37-yard pass interference penalty, Julius Jones bulled his way into the end zone from a yard out to give the Cowboys a 10-0 lead at the end of the first period. Lance Frazier picked off an Aaron Brooks pass in the end zone on the Saints next possession, but Dallas was forced to punt after three incomplete passes from their one-yard line. After trading punts, Mike McKenzie stepped in front of a Testaverde pass at the Dallas 26-yard line and returned it five yards, setting up New Orleans at the Dallas 21-yard line. Three plays later, Deuce McAllister rushed in from five yards out to get the Saints on the scoreboard at 10-7. The Saints held Dallas on downs just after the two minute warning, then drove to a 39-yard John Carney field goal for a 10-10 halftime score. Three plays into the third quarter, Roy Williams intercepted Brooks and returned the theft to the Saints 42-yard line. Five plays later, Cundiff connected on a 41-yard field goal attempt for a 13-10 Cowboys advantage. New Orleans then put together a 58-yard drive that culminated with a 44-yard Carney field goal midway through the period. In the final frame, McAllister capped a 73-yard drive with a four-yard touchdown run with just over five minutes remaining. After forcing a Dallas punt, the Saints added to their lead with a 31-yard Brooks-to-Joe Horn scoring pass. Testaverde fumbled on the next possession and Keyshawn Johnson was intercepted on the final drive to close out the game.

	1	2	3	4	Final
Saints	0	10	3	14	27
Cowboys	10	0	3	0	13

Cowboys – FG Cundiff 34
 Cowboys – J. Jones 1 run (Cundiff kick)
 Saints – McAllister 5 run (Carney kick)
 Saints – FG Carney 39
 Cowboys – FG Cundiff 41
 Saints – FG Carney 44
 Saints – McAllister 4 run (Carney kick)
 Saints – Horn 31 pass from Brooks (Carney kick)

	Saints	Cowboys
First Downs	21	18
Total Net Yards	344	269
Net Yards Rushing	105	121
Net Yards Passing	239	148
Passes	31-18	36-14
Sacked/Yards	2/13	3/12
Passes Intercepted By	2	2
Punts-Average	5-46.0	5-49.0
Fumbles-Lost	0-0	3-2
Penalties-Yards	9-136	11-76
Time of Possession	31:35	28:25

Rushing

Saints – McAllister, 30 for 83, 2 TD; Brooks, 5 for 18; Stecker, 1 for 3; McAfee, 1 for 1.
 Cowboys – J. Jones, 23 for 88, 1 TD; Morgan, 1 for 24; Anderson, 2 for 7; Testaverde, 1 for 2.

Passing

Saints – Brooks, 18-of-31, 252 yards, 1 TD, 2 INT.
 Cowboys – Testaverde, 14-of-35, 160 yards, 1 INT; K. Johnson, 0-of-1, 1 INT.

Receiving

Saints – Stallworth, 5 for 113; Horn, 5 for 84, 1 TD; McAllister, 4 for 37; Stecker, 2 for 10; Williams, 1 for 4; Cornwell, 1 for 4.
 Cowboys – Witten, 4 for 59; Morgan, 3 for 26; Anderson, 3 for 22; K. Johnson, 2 for 45; J. Jones, 2 for 8.

Philadelphia 12, Dallas 7

Lincoln Financial Field, December 19, 2004

Attendance: 67,723

The Dallas Cowboys lost their third consecutive game to the Philadelphia Eagles, falling 12-7 at Lincoln Financial Field. Despite holding the ball for 11 minutes and six seconds of the first quarter, the Cowboys were unable to get on the scoreboard in the opening frame. After forcing a Dallas punt to start the second period, the Eagles drove 70 yards in nine plays, capped by a two-yard Donovan McNabb-to-Chad Lewis touchdown pass. Greg Ellis broke through the middle of the line to block the extra point attempt, leaving the Eagles lead at 6-0. Following another Cowboys punt, Philadelphia was facing a third-and-six from their own 33-yard line when Ellis sacked McNabb, forcing a fumble that Eric Ogbogu recovered at the Eagles 23-yard line. Five plays later, Vinny Testaverde connected with Keyshawn Johnson on a seven-yard touchdown pass to give Dallas a 7-6 lead. Philadelphia was forced to punt again, and Dallas ran out the final 36 seconds of the first half. On the opening drive of the third quarter, Terence Newman picked off a McNabb deep pass at the Cowboys seven-yard line. Dallas was forced to punt four plays later. Two Eagles series later, Roy Williams stepped in front of a McNabb pass and returned the theft to the Philadelphia 46-yard line. Three plays later, Sheldon Brown picked off a Testaverde pass in the end zone and returned it to the Eagles 28-yard line. Dallas forced Philadelphia to punt on the ensuing possession. Midway through the final frame, Billy Cundiff missed a 46-yard field goal wide left. The Eagles then put together a nine-play drive that was capped with a two-yard Dorsey Levens scoring run just after the two minute warning (two-point attempt failed). Three plays later, Lito Sheppard stepped in front of a Testaverde pass, allowing the Eagles to run out the final 1:33 to secure their franchise record 13th victory of the season.

	1	2	3	4	Final
Cowboys	0	7	0	0	7
Eagles	0	6	0	6	12

Eagles – Lewis 2 pass from McNabb (kick blocked)
 Cowboys – K. Johnson 7 pass from Testaverde (Cundiff kick)
 Eagles – Levens 2 run (2-pt. attempt failed)

	Cowboys	Eagles
First Downs	14	24
Total Net Yards	237	328
Net Yards Rushing	80	120
Net Yards Passing	157	208
Passes	28-16	35-20
Sacked/Yards	3/19	2/15
Passes Intercepted By	2	2
Punts-Average	6-39.0	5-39.2
Fumbles-Lost	1-0	1-1
Penalties-Yards	6-35	5-36
Time of Possession	29:28	30:32

Rushing

Cowboys – J. Jones, 25 for 80; Barnes, 1 for 0.
 Eagles – Westbrook, 12 for 48; Levens, 12 for 43, 1 TD; McNabb, 4 for 29.

Passing

Cowboys – Testaverde, 16-of-28, 176 yards, 1 TD, 2 INT.
 Eagles – McNabb, 20-of-35, 223 yards, 1 TD, 2 INT.

Receiving

Cowboys – Witten, 6 for 66; K. Johnson, 5 for 61, 1 TD; J. Jones, 2 for 21; Morgan, 2 for 19; Anderson, 1 for 9.
 Eagles – Westbrook, 8 for 78; L. Smith, 4 for 41; Pinkston, 2 for 34; Owens, 2 for 24; Lewis, 2 for 20, 1 TD; Levens, 1 for 17; Parry, 1 for 9.

Dallas 13, Washington 10

Texas Stadium, December 26, 2004

Attendance: 63,705

The Dallas Cowboys wrapped up their home schedule with a 13-10 win over the Washington Redskins, their 14th win in the last 15 games against the Redskins. Washington opened the game with a seven-minute, 41 second drive that ended when Lynn Scott intercepted a Patrick Ramsey pass at the Cowboys three-yard line. Following a Cowboys punt, the Redskins opened the scoring with a 25-yard Jeff Chandler field goal. The Cowboys then put together an eight-minute, 13-play drive that resulted in a 26-yard Billy Cundiff field goal early in the second quarter. Terence Newman picked off his fourth pass of the year on the Redskins next possession, but Julius Jones fumbled at the Washington one-yard line on the ensuing drive. Following a Redskins punt, Dallas closed the first half with a 23-yard Cundiff field goal for a 6-3 advantage. After trading punts to open the third period, the Cowboys drove to the Redskins six-yard line but Vinny Testaverde was intercepted in the end zone by Shawn Springs. Midway through the final frame, the Redskins took a 10-6 lead when Ramsey hit Robert Royal with a five-yard touchdown pass. Two possessions later, Dallas was forced to punt, but Keith Davis forced a fumble on a punt return that Dallas recovered at the Washington 42-yard line. The Cowboys were then held on downs. After forcing Washington into a three-and-out, Dallas got the ball back with 1:25 remaining at their own 25-yard line. Testaverde drove Dallas to the Redskins 39-yard line, where he connected with Patrick Crayton for the game-winning touchdown with 0:30 remaining in the game. Washington drove to the Dallas 39-yard line, but Chandler's 57-yard field goal attempt on the final play of the game fell short to give the Cowboys their second last-minute, come-from-behind victory in the last four games.

	1	2	3	4	Final
Redskins	3	0	0	7	10
Cowboys	0	6	0	7	13

Redskins – FG Chandler 25
Cowboys – FG Cundiff 26
Cowboys – FG Cundiff 23
Redskins – Royal 5 pass from Ramsey (Chandler kick)
Cowboys – Crayton 39 pass from Testaverde (Cundiff kick)

	Redskins	Cowboys
First Downs	15	21
Total Net Yards	233	306
Net Yards Rushing	84	89
Net Yards Passing	149	217
Passes	29	39-23
Sacked/Yards	2/9	5/17
Passes Intercepted By	1	2
Punts-Average	5-44.0	5-46.6
Fumbles-Lost	1-1	1-1
Penalties-Yards	8-69	1-13
Time of Possession	27:18	32:42

Rushing

Redskins – Betts, 13 for 43; Portis, 10 for 32; Coles, 1 for 7; Ramsey, 1 for 2.
Cowboys – J. Jones, 22 for 57; Testaverde, 3 for 14; Anderson, 2 for 12; George, 3 for 6.

Passing

Redskins – Ramsey, 19-of-29, 158 yards, 1 TD, 2 INT.
Cowboys – Testaverde, 23-of-39, 234 yards, 1 TD, 1 INT.

Receiving

Redskins – Coles, 7 for 53; Gardner, 5 for 31; Cooley, 3 for 24; Jacobs, 2 for 37; Kozlowski, 1 for 8; Royal, 1 for 5, 1 TD.
Cowboys – K. Johnson, 9 for 84; Witten, 6 for 50; Crayton, 2 for 54, 1 TD; Barnes, 2 for 22; J. Jones, 2 for 10; Morgan, 1 for 7; Anderson, 1 for 7.

N.Y. Giants 28, Dallas 24

Giants Stadium, January 2, 2005

Attendance: 78,500

The Dallas Cowboys wrapped up the 2004 season with a 28-24 loss to the New York Giants. The Cowboys opened the scoring late in the opening quarter when Billy Cundiff hit a 40-yard field goal. Early in the second frame, the Giants took a 7-3 advantage when Eli Manning connected with Shiancoe on a two-yard touchdown pass. Dallas drove to the Giants 22-yard line on their next possession, but Patrick Crayton was intercepted at the goal line on a wide receiver reverse pass. After forcing a Giants punt, Dallas drove to the New York five-yard line, where Cundiff converted a 24-yard field goal attempt just after the two minute warning. The Cowboys forced another Giants punt, then put together an eight-play drive that resulted in a 45-yard Cundiff field goal on the final play of the quarter to give Dallas a 9-7 lead. Dat Nguyen picked off his career-high third pass of the season on New York's opening drive of the second half, setting up the Cowboys offense at their own 29-yard line. Nine minutes and 39 seconds later, Vinny Testaverde hit Jason Witten with a seven-yard scoring pass to up the Cowboys lead to 16-7. The Giants cut the deficit to 16-14 on the first play of the final period when Manning hooked up with David Tyree on a 15-yard touchdown pass. On the Cowboys next offensive play, Testaverde was sacked and fumbled the ball, and the Giants recovered at the Dallas 20-yard line. Seven plays later, Manning found Tiki Barber with a three-yard scoring toss to give the Giants a 21-16 lead. After trading punts, Dallas put together a 12-play drive that culminated with a one-yard Julius Jones touchdown run. Testaverde hit Witten for the two-point conversion, giving Dallas a 24-21 advantage with 1:49 remaining in the game. The Giants started the ensuing drive at their own 34-yard line and took six plays to march 66 yards to a three-yard Barber scoring dash with 0:11 remaining, giving New York the 28-24 come-from-behind victory.

	1	2	3	4	Final
Cowboys	3	6	7	8	24
Giants	0	7	0	21	28

Cowboys – FG Cundiff 40
Giants – Shiancoe 2 pass from Manning (Christie kick)
Cowboys – FG Cundiff 24
Cowboys – FG Cundiff 45
Cowboys – Witten 7 pass from Testaverde (Cundiff kick)
Giants – Tyree 15 pass from Manning (Christie kick)
Giants – Barber 3 pass from Manning (Christie kick)
Cowboys – J. Jones 1 run (Testaverde-to-Witten, 2 points)
Giants – Barber 3 run (Christie kick)

	Cowboys	Giants
First Downs	21	18
Total Net Yards	367	235
Net Yards Rushing	147	98
Net Yards Passing	220	137
Passes	31-23	27/18
Sacked/Yards	3/11	1/7
Passes Intercepted By	1	1
Punts-Average	3-43.0	5-43.6
Fumbles-Lost	1-1	1-0
Penalties-Yards	6-93	3-25
Time of Possession	33:28	26:32

Rushing

Cowboys – J. Jones, 29 for 149, 1 TD; George, 1 for 2; Testaverde, 1 for 4.
Giants – Barber, 24 for 95, 1 TD; Dayne, 1 for 3.

Passing

Cowboys – Testaverde, 23-of-30, 231 yards, 1 TD; Crayton, 0-of-1, 1 INT.
Giants – Manning, 18-of-27, 144 yards, 3 TD, 1 INT.

Receiving

Cowboys – Witten, 8 for 77, 1 TD; Crayton, 5 for 58; J. Jones, 5 for 46; Morgan, 3 for 28; K. Johnson, 1 for 18; Polite, 1 for 4.
Giants – Tyree, 7 for 71, 1 TD; Rivers, 3 for 24; Hilliard, 3 for 22; Barber, 3 for 21, 1 TD; Shiancoe, 2 for 6, 1 TD.

2004 Regular Season Statistics

RECORD: 6-10
THIRD PLACE, NFC EAST
HEAD COACH: BILL PARCELLS

Date	W/L	Score	Opponent	Att.
9/12	L	17-35	@ Minnesota	64,105
9/19	W	19-12	CLEVELAND	63,119
9/27	W	21-18	@ Washington	90,367
10/3			BYE	
10/10	L	10-26	N.Y. GIANTS	64,018
10/17	L	20-24	PITTSBURGH	64,162
10/24	L	20-41	@ Green Bay	70,679
10/31	W	31-21	DETROIT	63,616
11/7	L	3-26	@ Cincinnati	65,721
11/15	L	21-49	PHILADELPHIA	64,190
11/21	L	10-30	@ Baltimore	69,924
11/25	W	21-7	CHICAGO	64,026
12/6	W	43-39	@ Seattle	68,093
12/12	L	13-27	NEW ORLEANS	64,056
12/19	L	7-12	@ Philadelphia	67,723
12/26	W	13-10	WASHINGTON	63,705
1/2/05	L	24-28	@ N.Y. Giants	78,500

TEAM STATISTICS	DALLAS	OPP
FIRST DOWNS.....	296	297
Rushing.....	101	88
Passing.....	171	180
Penalty.....	24	29
Third Down-Made/Att.....	78/214	75/192
Third Down Efficiency.....	36.4	39.1
Fourth Down-Made/Att.....	9/17	2/7
TOTAL NET YARDS.....	5,197	5,285
Avg. Per Game.....	324.8	330.3
Total Plays.....	1,004	960
Avg. Per Play.....	5.2	5.5
NET YARDS RUSHING.....	1,769	1,764
Avg. Per Game.....	110.6	110.3
Total Rushes.....	449	425
Avg. Per Rush.....	3.9	4.2
NET YARDS PASSING.....	3,428	3,521
Avg. Per Game.....	214.3	220.1
Sacked/Yards Lost.....	36/208	33/197
Gross Yards.....	3,636	3,718
Attempts/Completions.....	519-308	502-310
Pct. of Completions.....	59.3	61.8
Had Intercepted.....	23	13
PUNTS/AVERAGE.....	76-42.3	78-41.8
Net Punting Average.....	35.1	35.8
PUNT RET./AVG.....	44/8.9	39/10.5
KICKOFF RET./AVG.....	78/20.6	62/17.5
INT./AVG. RET.....	13/8.4	23/22.9
PENALTIES/YARDS.....	105-867	104-879
FUMBLES/BALL LOST.....	26-14	20-9
TOUCHDOWNS.....	33	49
Rushing.....	14	14
Passing.....	19	31
Returns.....	0	4
EXTRA POINTS/ATTEMPTS.....	31/31	44/45
TWO POINT CONV./ATTS.....	1/2	2/4
FIELD GOALS/ATTEMPTS.....	20/26	21/23
AVG. TIME OF POSS.....	30:37	29:23

SCORE BY QUARTERS	1	2	3	4	OT	T
COWBOYS	63	82	72	76	-	293
Opponents	47	120	83	155	-	405

PASSING	ATT	COMP	YDS	PCT	AVG	TD	PCT	INT	LG	SKS/YDS RATING
Testaverde	495	297	3,532	60.0	7.14	17	3.4	20	40	53 34/182 76.4
Henson	18	10	78	55.6	4.33	1	5.6	1	5.6	16 2/26 61.8
Anderson	1	1	26	100.0	26.00	1	100.0	0	0	26/1 158.3
Johnson, K.	2	0	0	0.0	0.00	0	0.0	1	50.0	0/0 0.0
Crayton	1	0	0	0.0	0.00	0	0.0	1	100.0	0/0 0.0
Glenn	1	0	0	0.0	0.00	0	0.0	0	0.0	0/0 39.6
McBriar	1	0	0	0.0	0.00	0	0.0	0	0.0	0/0 39.6
COWBOYS	519	308	3,636	59.3	7.01	19	3.7	23	44	53 36/208 74.5
Opp. Totals	502	310	3,718	61.8	7.41	31	6.2	13	2.6	76/31/197 94.2

RUSHING	ATT	YDS	AVG	LG	TD
Jones, J.	197	819	4.2	53	7
George	132	432	3.3	24	4
Anderson	57	246	4.3	27	1
Lee	27	128	4.7	14	1
Testaverde	21	38	1.8	10	1
Coakley	1	33	33.0	33	0
Morgan	2	23	11.5	24	0
Johnson, K.	2	13	6.5	13	0
Williams, Ra.	1	13	13.0	13	0
Ward	1	11	11.0	11	0
Barnes	5	10	2.0	8	0
Henson	1	7	7.0	7	0
Copper	1	-1	-1.0	-1	0
Glenn	1	-3	-3.0	-3	0

COWBOYS	449	1,769	3.9	53	14
Opp. Totals	425	1,764	4.2	90/1	14

RECEIVING	ATT	YDS	AVG	LG	TD
Witten	87	980	11.3	42/1	6
Johnson, K.	70	981	14.0	39	6
Anderson	26	207	8.0	28	0
Glenn	24	400	16.7	48	2
Morgan	22	260	11.8	53	0
Jones, J.	17	109	6.4	37	0
Bryant	16	266	16.6	48	0
Crayton	12	162	13.5	39/1	1
Barnes	10	59	5.9	14	1
George	9	83	9.2	28	0
Copper	7	84	12.0	22	1
Campbell	2	16	8.0	9	0
Robinson	2	2	1.0	1	0
Williams, Ra.	1	14	14.0	14	0
Ward	1	5	5.0	5	0
Lee	1	4	4.0	4	0
Polite	1	4	4.0	4	0
COWBOYS	308	3,636	11.8	53	19
Opp. Totals	310	3,718	12.0	76/1	31

INTERCEPTIONS	NO	YDS	AVG	LG	TD
Newman	4	31	7.8	21	0
Nguyen	3	19	6.3	19	0
Williams, Ro.	2	53	26.5	33	0
Frazier	2	2	1.0	2	0
Hunter	1	2	2.0	2	0
Scott	1	2	2.0	2	0

COWBOYS	13	109	8.4	33	0
Opp. Totals	23	526	22.9	101/1	4

USUAL STARTERS

WR	Keyshawn Johnson	RE	Marcellus Wiley
LT	Flozell Adams	RT	La'Roi Glover
LG	Larry Allen	LT	Leonardo Carson
C	AJ Johnson	LE	Greg Ellis
RG	Andre Gurode	SLB	Al Singleton (12)
RT	Torin Tucker (12)	SC	Scott Shanley (3)
RB	Kurt Vollers (3)	MLB	Dat Nguyen
TE	Jason Witten	WLB	Dexter Coakley
WR	Terry Glenn (6)	LCB	Terence Newman
QB	Quincy Morgan (7)	RCB	Pete Hunter (3)
QB	Vinny Testaverde		Lance Frazier (8)
RB	Eddie George (8)	SS	Tony Dixon (7)
	Julius Jones (7)	FS	Lynn Scott (9)
FB	Darian Barnes (10)	FS	Roy Williams
	Richie Anderson (3)		

PUNTING	NO	YDS	AVG	TB	IN20	LG	BL	NET
McBriar	75	3,182	42.4	7	22	68	0	35.1
Cundiff	1	34	34.0	0	1	34	0	34.0
COWBOYS	76	3,216	42.3	7	23	68	0	35.1
Opp. Totals	78	3,260	41.8	4	22	58	0	35.8

PUNT RETURNS	NO	FC	YDS	AVG	LG	TD
Frazier	24	229	9.5	9	55	0
Ward	14	114	8.1	6	13	0
Crayton	4	34	8.5	1	17	0
Newman	2	13	6.5	0	7	0
COWBOYS	44	390	8.9	16	55	0
Opp. Totals	39	410	10.5	16	43	0

KICKOFF RETURNS	NO	YDS	AVG	LG	TD
Lee	41	964	23.5	62	0
Copper	16	307	19.2	39	0
Reeves	13	199	15.3	27	0
Jones, N.	2	43	21.5	25	0
Thornton, B.	2	43	21.5	24	0
Morgan	2	25	12.5	19	0
Pierce	1	13	13.0	13	0
Lehr	1	9	9.0	9	0
COWBOYS	78	1,603	20.6	62	0
Opp. Totals	62	1,083	17.5	34	0

FIELD GOALS	11-19	20-29	30-39	40-49	50+
Cundiff	1-1	6-6	4-4	9-13	0-2
COWBOYS	1-1	6-6	4-4	9-13	0-2
Opponents	1-1	6-6	4-4	7-8	3-4

Cundiff: (27);(30,49M);(41,52M);(47,39);(46,24);(40);(24);(19,41M);(52M);(39,49);(42M,34,41);(46M);(26,23);(40,24,45).

Opponents: (1);(45,23,49,22);(19);(31,51,47,26);(51);(26,40);(35,47,45,30);(1);(50);(48M);(21);(39,44);(1);(25,57M);(1).

SCORING	TDR	TDP	TDR1	2P1	FG	PAT	3	TP
Cundiff	0	0	0	0	20/26	31/31	0	91
Jones, J.	7	0	0	0	0/0	0/0	0	42
Witten	0	6	0	1	0/0	0/0	0	38
Johnson, K.	0	6	0	0	0/0	0/0	0	36
George	4	0	0	0	0/0	0/0	0	24
Glenn	0	2	0	0	0/0	0/0	0	12
Robinson	0	2	0	0	0/0	0/0	0	12
Anderson	1	0	0	0	0/0	0/0	0	6
Barnes	0	1	0	0	0/0	0/0	0	6
Copper	0	1	0	0	0/0	0/0	0	6
Crayton	0	1	0	0	0/0	0/0	0	6
Lee	1	0	0	0	0/0	0/0	0	6
Testaverde	1	0	0	0	0/0	0/0	0	6
Team	0	0	0	0	0/0	0/0	1	2

COWBOYS	14	19	0	1	20/26	31/31	1	293
Opp. Totals	14	31	4/2	2	21/23	44/45	0	405

2-Pt. Conversions: Team 1-2, Opponents 2-4

* J. Gonzalez holding in end zone vs. Cleveland (9/19)

D. Bly 55-yard interception return vs. Detroit (10/31)

L. Sheppard 101-yard interception return vs. Philadelphia (11/15)

C. Williams 44-yard interception return at Baltimore (11/21)

R. McQuarters 45-yard interception return vs. Chicago (11/25)

2004 Defensive Statistics

	Tackles		Sacks	Tkl/ Loss	QB Pres.	Int	Pass Def.	Fumbles For.-Rec.
	Solo	Asst. - Total						
1. Nguyen, Dat	93	42 - 135	1.0 (-8)	2(-2)	1	3	3	1-1
2. Williams, Roy	77	29 - 106		5(-15)	4	2	9	1-0
3. Coakley, Dexter	60	31 - 91		3(-10)	6		5	0-1
4. Newman, Terence	61	5 - 66		2(-7)		4	13	2-0
5. Ellis, Greg	39	24 - 63	9.0 (-56)	4(-8)	22		12	1-0
6. Singleton, Al	35	22 - 57		2(-3)	1		1	1-0
7. Carson, Leonardo	34	21 - 55	0.5 (-4)	5(-9)	8			0-1
8. Scott, Lynn	32	14 - 46	1.0 (-6)			1	3	0-1
9. Glover, La'Roi	30	13 - 43	7.0 (-43)	4(-4)	12		1	1-0
10. Dixon, Tony	25	15 - 40	3.0 (-22)	2(-4)	1		4	2-0
11. Frazier, Lance	33	5 - 38				2	4	0-1
12. James, Bradie	24	14 - 38			2		1	
13. Wiley, Marcellus	26	11 - 37	3.0 (-18)	3(-5)	11			1-0
14. Jones, Nathan	27	4 - 31	1.0 (-10)	1(-2)	3			
15. Shanle, Scott	15	14 - 29		1(-3)				
16. Reeves, Jacques	14	0 - 14					4	0-1
17. Ogbogu, Eric	7	4 - 11	4.5 (-26)		6		1	1-1
18. Coleman, Kenyon	8	2 - 10	1.0 (-4)		2			
19. Eaton, Chad	7	3 - 10			1			
20. Hunter, Pete	6	3 - 9	1.0 (-0)	1(-2)		1	1	
21. Thornton, Kalen	6	2 - 8			1			
22. Williams, Tyrone	6	0 - 6	1.0 (-3)					
23. Claybrooks, DeVone	0	2 - 2						
Adams, Flozell								0-1
Johnson, Keyshawn							1	
Thornton, Bruce							1	

2004 Special Teams Statistics

	Solo	Tackles Asst.	-	Total	Fumbles For.-Rec.	Block Kick
1. James, Bradie	6	18	-	24		
2. Davis, Keith	11	10	-	21	2-0	
3. O'Neil, Keith	8	10	-	18	0-1	
4. Shanle, Scott	6	9	-	15		
5. Copper, Terrance	8	6	-	14		
6. Thornton, Kalen	6	7	-	13	1-0	
7. Scott, Lynn	7	4	-	11		
8. Williams, Roy	4	6	-	10		
9. Coakley, Dexter	2	6	-	8		
Robinson, Jeff	2	6	-	8		
11. Reeves, Jacques	5	1	-	6		
12. Dixon, Tony	3	3	-	6		
13. Barnes, Darian	0	4	-	4		
14. Singleton, Al	2	1	-	3		
15. Fowler, Ryan	2	0	-	2	1-0	
Jones, Nate	2	0	-	2		
McBriar, Mat	2	0	-	2		
18. Pierce, Brett	0	2	-	2		
19. Cundiff, Billy	1	0	-	1		
Ellis, Greg						

2004 Game-by-Game

COWBOYS OFFENSE

	FIRST DOWNS			TOTAL OFF.		RUSHING		PASSING			INT BY DAL.		PUNTS		PUNT RETURNS		KO RETURNS		PEN.		FUM.		SCORING					T.O.P.							
	T	R	Pa	YDS	PLYS	YDS	ATT	YDS	SK/YD	ATT	COM	I	NO	YDS	NO	YDS	FC	TD	NO	YDS	TD	NO	YDS	NO/LT	TD	TDr	TdPt		PAT	2-PT	FG				
@ Minnesota	27	7	18	2	423	73	71	21	352	1/3	51	29	0	0	0	3	32.7	1	12	2	0	6	152	0	9-119	4/2	2	1	1	0	2/2	0/0	1/1	29:44	
CLEVELAND	20	7	13	0	441	64	126	28	315	1/7	35	23	3	3	42	0	3	39.7	3	16	0	0	3	62	0	11-120	1/1	2	1	1	0	2/2	0/0	1/2	36:08
@ Washington	14	3	10	1	287	52	50	21	237	1/3	30	15	0	0	0	0	8	39.3	8	67	0	0	4	65	0	5-40	1/0	3	1	2	0	3/3	0/0	0/0	24:51
N.Y. GIANTS	16	8	6	2	278	57	166	30	112	2/14	25	15	1	0	0	0	3	37.3	2	17	1	0	7	144	0	11-74	2/1	1	0	1	0	1/1	0/0	1/2	27:48
PITTSBURGH	20	7	12	1	348	62	100	21	248	5/36	36	23	0	0	0	0	4	50.3	2	15	3	0	4	72	0	5-30	3/1	2	1	1	0	2/2	0/0	2/2	27:16
@ Green Bay	18	4	12	2	362	54	66	16	296	2/12	36	23	0	0	0	0	5	36.4	1	9	0	0	6	68	0	6-37	2/0	2	1	1	0	2/2	0/0	2/2	26:41
DETROIT	22	8	10	4	357	66	127	41	230	1/5	24	19	3	1	0	0	2	50.0	2	55	1	0	4	106	0	5-35	0/0	4	1	3	0	4/4	0/0	1/1	38:43
@ Cincinnati	13	6	6	1	311	58	109	27	202	1/5	30	18	3	0	0	0	4	48.0	2	21	1	0	7	140	0	7-46	2/2	0	0	0	0	0/0	0/0	1/1	26:43
PHILADELPHIA	14	4	9	1	317	55	71	24	246	1/8	30	21	1	0	0	0	7	44.1	5	34	0	0	7	195	0	7-50	3/2	3	1	2	0	3/3	0/0	0/0	29:50
@ Baltimore	16	4	11	1	222	65	94	35	128	2/28	28	15	2	0	0	0	6	41.7	2	33	0	0	6	141	0	4-20	1/1	1	0	1	0	1/1	0/0	1/2	33:49
CHICAGO	18	8	10	0	267	68	154	40	113	2/10	26	13	2	2	13	0	9	43.1	5	37	3	0	1	22	0	5-30	0/0	3	2	1	0	3/3	0/0	0/1	35:37
@ Seattle	24	10	11	3	405	68	198	31	207	3/18	34	18	2	0	0	0	3	36.7	1	12	1	0	7	156	0	6-49	1/0	5	3	2	0	4/4	0/1	3/3	28:43
NEW ORLEANS	18	7	8	3	269	66	121	27	148	3/12	36	14	2	2	22	0	5	49.0	3	6	2	0	5	115	0	11-76	3/2	1	1	0	0	1/1	0/0	2/3	28:25
@ Philadelphia	14	4	10	0	237	57	80	26	157	3/19	28	16	2	2	33	0	6	39.0	1	15	0	0	3	55	0	6-35	1/0	1	0	1	0	1/1	0/0	0/1	29:28
WASHINGTON	21	5	13	3	306	74	89	30	217	5/17	39	23	1	2	1	0	5	46.6	3	20	1	0	3	45	0	1-13	1/1	1	0	1	0	1/1	0/0	2/2	32:42
@ N.Y. Giants	21	9	12	0	367	65	147	31	220	3/11	31	23	1	1	-2	0	3	43.0	3	21	1	0	5	65	0	6-93	1/1	2	1	1	0	1/1	1/1	3/3	33:28
Totals	296	101	171	24	5,197	1,004	1,769	449	3,428	36/208	519	308	23	13	109	0	76	42.3	44	390	16	0	78	1,603	0	105-867	26/14	33	14	19	0	31/31	1/2	20/26	30:37

3rd DOWN	9/12	@ Minnesota	8/15	53.3%	10/17	PITTSBURGH	6/13	46.2%	11/15	PHILADELPHIA	3/12	25.0%	12/12	NEW ORLEANS	2/13	15.4%
EFFICIENCY	9/19	CLEVELAND	4/13	30.8%	10/24	@ Green Bay	5/12	41.7%	11/21	@ Baltimore	6/15	40.0%	12/19	@ Philadelphia	4/13	30.8%
	9/27	@ Washington	5/13	38.5%	10/31	DETROIT	9/15	60.0%	11/25	CHICAGO	1/13	7.7%	12/26	WASHINGTON	5/17	29.4%
	10/10	N.Y. GIANTS	4/11	36.4%	11/7	@ Cincinnati	3/11	27.3%	12/6	@ Seattle	7/15	46.7%	1/2/05	@ N.Y. Giants	6/13	46.2%

2004 Game-by-Game

COWBOYS DEFENSE

	FIRST DOWNS				TOTAL OFF.			RUSHING			PASSING			INT BY OPP.		PUNT RETURNS			KO RETURNS		PEN.		SCORING											
	T	R	Pa	Pe	YDS	PLYS	YDS	ATT	YDS	SK/YD	ATT	COM	I	NO	YDS	TD	NO	YDS	TD	NO	YDS	NO/LT	FUM.	TD	TD	TD	TD	TD	2-PT	FG	T.O.P.			
@ Minnesota	23	8	13	2	415	54	136	28	279	2/0	24	18	0	0	0	0	3-34.0	1	1	1	0	4	71	0	5-40	1/0	5	0	5	0	5/5	0/0	30-16	
CLEVELAND	12	5	5	2	202	55	136	26	66	1/5	28	8	3	3	71	0	4-44.8	1	11	1	0	3	21	0	6-31	1/0	0	0	0	0	0/0	0/0	4/4	23-52
@ Washington	21	3	17	1	384	72	94	24	290	5/35	43	25	0	0	0	0	8-45.0	3	18	1	0	3	70	0	7-87	2/0	2	0	2	0	1/1	1/1	1/1	35-09
N.Y. GIANTS	19	5	9	5	336	62	125	26	211	3/6	33	18	0	1	9	0	3-42.7	2	4	1	0	3	68	0	9-60	2/1	2	1	1	0	2/2	0/0	4/4	32-12
PITTSBURGH	21	6	14	1	297	57	125	29	172	3/21	25	21	0	0	0	0	5-43.0	2	21	2	0	5	68	0	6-45	1/0	3	1	2	0	3/3	0/0	1/1	32-44
@ Green Bay	23	7	14	2	480	62	220	31	260	1/6	30	24	0	0	0	0	2-39.0	0	0	4	0	5	119	0	6-40	1/0	5	2	3	0	5/5	0/0	2/2	33-19
DETROIT	15	4	9	2	284	47	39	14	245	1/10	32	19	1	3	97	1	5-40.2	1	25	1	0	5	86	0	10-112	0/0	3	0	2	1	3/3	0/0	0/0	21-17
@ Cincinnati	15	8	6	1	328	63	116	31	212	0/0	32	21	0	3	0	0	5-39.8	2	29	0	0	2	37	0	4-20	0/0	2	1	1	0	2/2	0/0	4/4	33-17
PHILADELPHIA	20	9	11	0	485	61	149	33	336	1/9	27	15	0	1	101	1	6-41.2	2	9	3	0	4	70	0	9-59	0/0	7	2	4	1	7/7	0/0	0/0	30-10
@ Baltimore	15	4	11	0	287	57	59	21	228	1/4	35	23	0	2	46	1	5-40.0	4	25	1	0	3	42	0	4-30	2/2	4	1	2	1	3/4	0/0	1/1	26-11
CHICAGO	10	1	8	1	140	57	49	20	91	6/41	31	15	2	2	85	1	10-41.2	6	68	0	0	4	62	0	7-75	4/2	1	0	0	1	1/1	0/0	0/1	24-23
@ Seattle	25	5	19	1	507	69	109	27	398	2/16	40	28	0	2	22	0	2-37.5	2	24	0	0	7	121	0	6-44	3/2	5	2	3	0	4/4	1/1	1/1	31-17
NEW ORLEANS	21	5	11	5	344	70	105	37	239	2/13	31	18	2	2	5	0	5-46.0	4	58	0	0	4	66	0	9-136	0/0	3	2	1	0	3/3	0/0	2/2	31-35
@ Philadelphia	24	8	14	2	328	65	120	28	208	2/15	35	20	2	2	40	0	5-39.2	3	35	1	0	2	44	0	5-36	1/1	2	1	1	0	0/1	0/0	0/0	30-32
WASHINGTON	15	4	10	1	233	56	84	25	149	2/9	29	19	2	1	38	0	5-44.0	4	59	0	0	3	58	0	8-69	1/1	1	0	1	0	1/1	0/0	1/2	27-18
@ N.Y. Giants	18	6	9	3	235	53	98	25	137	1/7	27	18	1	1	12	0	5-43.6	2	23	0	0	5	80	0	3-25	1/0	4	1	3	0	4/4	0/0	0/0	26-32
Totals	297	88	180	29	5,285	960	1,764	425	3,521	33/197	502	310	13	23	526	4	78-41.8	39	410	16	0	62	1,083	0	104-879	20/9	49	14	31	4	44/45	2/4	21/23	29-23

3rd DOWN	9/12	@ Minnesota5/8	62.5%	10/17	PITTSBURGH2/8	25.0%	11/15	PHILADELPHIA6/12	50.0%	12/12	NEW ORLEANS3/11	27.3%
EFFICIENCY	9/19	CLEVELAND2/12	16.7%	10/24	@ Green Bay9/13	69.2%	11/21	@ Baltimore5/13	38.5%	12/19	@ Philadelphia2/10	20.0%
	9/27	@ Washington8/18	44.4%	10/31	DETROIT3/9	33.3%	11/25	CHICAGO2/14	14.3%	12/26	WASHINGTON4/11	36.4%
	10/10	N.Y. GIANTS5/13	38.5%	11/7	@ Cincinnati8/17	47.1%	12/6	@ Seattle6/12	50.0%	1/2/05	N.Y. Giants5/11	45.5%

Individual Game-by-Game Rushing

	Julius Jones					Eddie George					Richie Anderson				
	No	Yds	Avg	Lg	TD	No	Yds	Avg	Lg	TD	No	Yds	Avg	Lg	TD
9/12 @ Minnesota						8	25	3.1	5	0	6	10	1.7	6	0
9/19 CLEVELAND	5	16	3.2	8	0	18	62	3.4	11	1	INACTIVE/INJURED				
9/27 @ Washington	INACTIVE/INJURED					11	19	1.7	5	1	4	20	5.0	13	0
10/10 N.Y. GIANTS	INACTIVE/INJURED					15	75	5.0	24	0	9	56	6.2	14	0
10/17 PITTSBURGH	INACTIVE/INJURED					10	28	2.8	8	0	6	54	9.0	211	1
10/24 @ Green Bay	INACTIVE/INJURED					10	41	4.1	12	1	5	25	5.0	27	0
10/31 DETROIT	INACTIVE/INJURED					31	99	3.2	21	0	7	5	0.7	5	0
11/7 @ Cincinnati	INACTIVE/INJURED					8	23	2.9	5	0	10	29	2.9	12	0
11/15 PHILADELPHIA	INACTIVE/INJURED					11	39	3.5	15t	1	6	28	4.7	15	0
11/21 @ Baltimore	30	81	2.7	11	0	3	5	1.7	4	0	INACTIVE/INJURED				
11/25 CHICAGO	33	150	4.5	33t	2	3	8	2.7	7	0	INACTIVE/INJURED				
12/6 @ Seattle	30	198	6.6	53	3	DID NOT PLAY					INACTIVE/INJURED				
12/12 NEW ORLEANS	23	88	3.8	15	1	INACTIVE					2	7	3.5	9	0
12/19 @ Philadelphia	25	80	3.2	14	0	INACTIVE									
12/26 WASHINGTON	22	57	2.6	12	0	3	6	2.0	6	0	2	12	6.0	9	0
1/2/05 @ N.Y. Giants	29	149	5.1	23	1	1	2	2.0	2	0	RESERVE/INJURED				
2004 Totals	197	819	4.2	53	7	132	432	3.3	24	4	57	246	4.3	27	1

	ReShard Lee					Darian Barnes					Vinny Testaverde				
	No	Yds	Avg	Lg	TD	No	Yds	Avg	Lg	TD	No	Yds	Avg	Lg	TD
9/12 @ Minnesota	5	35	7.0	13	1	1	1	1.0	1	0	1	0	0.0	0	0
9/19 CLEVELAND	4	15	3.8	7	0										
9/27 @ Washington	4	10	2.5	7	0	1	2	2.0	2	0	1	-1	-1.0	-1	0
10/10 N.Y. GIANTS	4	28	7.0	14	0	2	7	3.5	8	0					
10/17 PITTSBURGH	2	-3	-1.5	-1	0						1	0	0.0	0	0
10/24 @ Green Bay											2	10	5.0	7	1
10/31 DETROIT											3	18	6.0	10	0
11/7 @ Cincinnati	6	39	6.5	13	0						3	1	0.3	3	0
11/15 PHILADELPHIA	2	4	2.0	2	0						1	1	1.0	1	0
11/21 @ Baltimore											3	-3	-1.0	-1	0
11/25 CHICAGO											1	0	0.0	0	0
12/6 @ Seattle											1	2	2.0	2	0
12/12 NEW ORLEANS						1	0	0.0	0	0					
12/19 @ Philadelphia											3	14	4.7	8	0
12/26 WASHINGTON	INACTIVE										1	-4	-4.0	-4	0
1/2/05 @ N.Y. Giants	INACTIVE										21	38	1.8	10	1
2004 Totals	27	128	4.7	14	1	5	10	2.0	8	0					

	Keyshawn Johnson					Quincy Morgan					Randal Williams				
	No	Yds	Avg	Lg	TD	No	Yds	Avg	Lg	TD	No	Yds	Avg	Lg	TD
9/12 @ Minnesota											INACTIVE/INJURED				
9/19 CLEVELAND											INACTIVE/INJURED				
9/27 @ Washington											INACTIVE/INJURED				
10/10 N.Y. GIANTS											INACTIVE/INJURED				
10/17 PITTSBURGH	1	13	13.0	13	0	ACQUIRED 10/19					INACTIVE				
10/24 @ Green Bay											INACTIVE				
10/31 DETROIT						INACTIVE/INJURED					1	13	13.0	13	0
11/7 @ Cincinnati						INACTIVE/INJURED									
11/15 PHILADELPHIA	1	0	0.0	0	0	1	-1	-1.0	-1	0	INACTIVE				
11/21 @ Baltimore											INACTIVE				
11/25 CHICAGO											INACTIVE				
12/6 @ Seattle											INACTIVE				
12/12 NEW ORLEANS						1	24	24.0	24	0	INACTIVE				
12/19 @ Philadelphia											INACTIVE				
12/26 WASHINGTON											INACTIVE				
1/2/05 @ N.Y. Giants											INACTIVE				
2004 Totals	2	13	6.5	13	0	2	23	11.5	24	0	1	13	13.0	13	0

Individual Game-by-Game Receiving

	Jason Witten					Keyshawn Johnson					Terry Glenn				
	No	Yds	Avg	Lg	TD	No	Yds	Avg	Lg	TD	No	Yds	Avg	Lg	TD
9/12 @ Minnesota	3	17	5.7	12	0	9	111	12.3	21	0	5	84	16.8	32t	1
9/19 CLEVELAND	6	82	13.7	24	0	2	57	28.5	36	0	6	90	15.0	37	0
9/27 @ Washington	3	22	7.3	10t	1	1	23	23.0	23	0	3	56	18.7	26t	1
10/10 N.Y. GIANTS	5	35	7.0	10	0	4	43	10.8	18	1	2	24	12.0	14	0
10/17 PITTSBURGH	5	39	7.8	15	0	6	61	10.2	22t	1	7	140	20.0	48	0
10/24 @ Green Bay	8	112	14.0	42t	1	5	73	14.6	29	0	1	6	6.0	6	0
10/31 DETROIT	9	84	9.3	17t	1	3	80	26.7	38t	2	RESERVE/INJURED				
11/7 @ Cincinnati	6	97	16.2	33	0	4	58	14.5	26	0	RESERVE/INJURED				
11/15 PHILADELPHIA	9	133	14.8	29t	2	4	53	13.3	22	0	RESERVE/INJURED				
11/21 @ Baltimore	3	29	9.7	13	0	3	40	13.3	16	0	RESERVE/INJURED				
11/25 CHICAGO	1	17	17.0	17	0	6	58	9.7	12	0	RESERVE/INJURED				
12/6 @ Seattle	5	61	12.2	22	0	6	116	19.3	39	1	RESERVE/INJURED				
12/12 NEW ORLEANS	4	59	14.8	21	0	2	45	22.5	29	0	RESERVE/INJURED				
12/19 @ Philadelphia	6	66	11.0	17	0	5	61	12.2	28	1	RESERVE/INJURED				
12/26 WASHINGTON	6	50	8.3	14	0	9	84	9.3	20	0	RESERVE/INJURED				
1/2/05 @ N.Y. Giants	8	77	9.6	23	1	1	18	18.0	18	0	RESERVE/INJURED				
2004 Totals	87	980	11.3	42t	6	70	981	14.0	39	6	24	400	16.7	48	2

	Richie Anderson					Quincy Morgan					Julius Jones				
	No	Yds	Avg	Lg	TD	No	Yds	Avg	Lg	TD	No	Yds	Avg	Lg	TD
9/12 @ Minnesota	4	31	7.8	18	0	INACTIVE/INJURED					INACTIVE/INJURED				
9/19 CLEVELAND	INACTIVE/INJURED					INACTIVE/INJURED					2	14	7.0	7	0
9/27 @ Washington	2	41	20.5	28	0	INACTIVE/INJURED					INACTIVE/INJURED				
10/10 N.Y. GIANTS	2	9	4.5	6	0	INACTIVE/INJURED					INACTIVE/INJURED				
10/17 PITTSBURGH	3	18	6.0	10	0	ACQUIRED 10/19					INACTIVE/INJURED				
10/24 @ Green Bay	2	22	11.0	13	0	4	76	19.0	53	0	INACTIVE/INJURED				
10/31 DETROIT	2	21	10.5	14	0	INACTIVE/INJURED					INACTIVE/INJURED				
11/7 @ Cincinnati	4	21	5.3	13	0	INACTIVE/INJURED					INACTIVE/INJURED				
11/15 PHILADELPHIA	2	6	3.0	8	0	1	21	21.0	21	0	INACTIVE/INJURED				
11/21 @ Baltimore	INACTIVE/INJURED					4	42	10.5	11	0	INACTIVE/INJURED				
11/25 CHICAGO	INACTIVE/INJURED					2	22	11.0	12	0	1	-1	-1.0	-1	0
12/6 @ Seattle	INACTIVE/INJURED					2	19	9.5	13	0	3	11	3.7	11	0
12/12 NEW ORLEANS	3	22	7.3	9	0	3	26	8.7	12	0	2	8	4.0	13	0
12/19 @ Philadelphia	1	9	9.0	9	0	2	19	9.5	13	0	2	21	10.5	14	0
12/26 WASHINGTON	1	7	7.0	7	0	1	7	7.0	7	0	2	10	5.0	10	0
1/2/05 @ N.Y. Giants	RESERVE/INJURED					3	28	9.3	11	0	5	46	9.2	37	0
2004 Totals	26	207	8.0	28	0	22	260	11.8	53	0	17	109	6.4	37	0

	Antonio Bryant					Patrick Crayton					Terrance Copper				
	No	Yds	Avg	Lg	TD	No	Yds	Avg	Lg	TD	No	Yds	Avg	Lg	TD
9/12 @ Minnesota	8	112	14.0	28	0	INACTIVE					PRACTICE SQUAD				
9/19 CLEVELAND	3	54	18.0	37	0	INACTIVE					PRACTICE SQUAD				
9/27 @ Washington	3	63	21.0	48	0	INACTIVE					PRACTICE SQUAD				
10/10 N.Y. GIANTS	1	15	15.0	15	0	PRACTICE SQUAD					PRACTICE SQUAD				
10/17 PITTSBURGH	1	22	22.0	22	0	PRACTICE SQUAD					PRACTICE SQUAD				
10/24 @ Green Bay	TRADED 10/19					PRACTICE SQUAD					PRACTICE SQUAD				
10/31 DETROIT						1	30	30.0	30	0					
11/7 @ Cincinnati						2	14	7.0	8	0					
11/15 PHILADELPHIA						2	6	3.0	6	0					
11/21 @ Baltimore											3	44	14.7	22	0
11/25 CHICAGO											2	22	11.0	13	0
12/6 @ Seattle											2	18	9.0	9t	1
12/12 NEW ORLEANS						INACTIVE									
12/19 @ Philadelphia						INACTIVE									
12/26 WASHINGTON						2	54	27.0	39t	1					
1/2/05 @ N.Y. Giants						5	58	11.6	19	0					
2004 Totals	16	266	16.6	48	0	12	162	13.5	39t	1	7	84	12.0	22	1

Individual Game-by-Game Passing

Vinnny Testaverde

Drew Henson

		Att	Cmp	Yds	Pct.	TD	Int	Long	Sk/Yd	Rtg	Att	Cmp	Yds	Pct.	TD	Int	Long	Sk/Yd	Rtg
9/12	@ Minnesota	50	29	355	58.0	1	0	32t	1/3	86.7	INACTIVE/THIRD QUARTERBACK								
9/19	CLEVELAND	35	23	322	65.7	1	3	37	1/7	69.0	INACTIVE/THIRD QUARTERBACK								
9/27	@ Washington	29	14	214	48.3	1	0	48	1/3	84.6	INACTIVE/THIRD QUARTERBACK								
10/10	N.Y. GIANTS	24	15	126	62.5	1	1	18	2/14	72.6	INACTIVE/THIRD QUARTERBACK								
10/17	PITTSBURGH	36	23	284	63.9	1	0	48	5/36	97.5	INACTIVE/THIRD QUARTERBACK								
10/24	@ Green Bay	35	23	308	65.7	1	0	53	2/12	103.0	INACTIVE/THIRD QUARTERBACK								
10/31	DETROIT	24	19	235	79.2	3	3	38t	1/5	107.5									
11/7	@ Cincinnati	30	18	207	60.0	0	3	33	1/5	41.3									
11/15	PHILADELPHIA	30	21	254	70.0	2	1	29t	1/8	104.0									
11/21	@ Baltimore	22	9	109	40.9	0	2	22	1/7	18.9	6	6	47	100.0	1	0	16	1/21	138.9
11/25	CHICAGO	14	9	92	64.3	1	1	17	1/5	77.1	12	4	31	33.3	0	1	12	1/5	7.6
12/6	@ Seattle	34	18	225	52.9	2	2	39	3/18	68.9									
12/12	NEW ORLEANS	35	14	160	40.0	0	1	29	3/12	42.6									
12/19	@ Philadelphia	28	16	176	57.1	1	2	28	3/19	58.0									
12/26	WASHINGTON	39	23	234	59.0	1	1	39t	5/17	74.1	INACTIVE/THIRD QUARTERBACK								
1/2/05	@ N.Y. Giants	30	23	231	76.7	1	0	37	3/11	109.2									
2004 Totals		495	297	3,532	60.0	17	20	53	34/182	0.0	18	10	78	55.6	1	1	16	2/26	61.8

Individual Game-by-Game Punt Returns

Dedric Ward

Lance Frazier

Patrick Crayton

		No	Yds	Avg	FC	Lg	TD	No	Yds	Avg	FC	Lg	TD	No	Yds	Avg	FC	Lg	TD
9/12	@ Minnesota	1	12	12.0	2	12	0												INACTIVE
9/19	CLEVELAND	2	9	4.5	0	10	0												INACTIVE
9/27	@ Washington	8	67	8.4	0	13	0												INACTIVE
10/10	N.Y. GIANTS	1	11	11.0	1	11	0		SIGNED 10/12						PRACTICE SQUAD				
10/17	PITTSBURGH	2	15	7.5	3	9	0												PRACTICE SQUAD
10/24	@ Green Bay							1	9	9.0	0	9	0						PRACTICE SQUAD
10/31	DETROIT				INACTIVE			1	55	55.0	0	55	0	1	0	0.0	1	0	0
11/7	@ Cincinnati				INACTIVE			2	21	10.5	1	11	0						
11/15	PHILADELPHIA				INACTIVE			2	0	0.0	0	0	0	3	34	11.3	0	17	0
11/21	@ Baltimore				INACTIVE			2	33	16.5	0	18	0						
11/25	CHICAGO				INACTIVE			5	37	7.4	3	22	0						
12/6	@ Seattle				INACTIVE			1	12	12.0	1	12	0						
12/12	NEW ORLEANS							3	6	2.0	2	6	0				INACTIVE		
12/19	@ Philadelphia							1	15	15.0	0	15	0				INACTIVE		
12/26	WASHINGTON				INACTIVE			3	20	6.7	1	10	0						
1/2/05	@ N.Y. Giants				RELEASED 12/31			3	21	7.0	1	11	0						
2004 Totals		14	114	8.1	6	13	0	24	229	9.5	9	55	0	4	34	8.5	1	17	0

Individual Game-by-Game Kickoff Returns

ReShard Lee

Terrance Copper

Jacques Reeves

Regular Season							Practice Squad					Injured Reserve						
		No	Yds	Avg	Lg	TD	No	Yds	Avg	Lg	TD	No	Yds	Avg	Lg	TD		
9/12	@ Minnesota	3	97	32.3	62	0	PRACTICE SQUAD					2	46	23.0	24	0		
9/19	CLEVELAND	2	40	20.0	24	0	PRACTICE SQUAD					1	22	22.0	22	0		
9/27	@ Washington	2	24	12.0	19	0	PRACTICE SQUAD					2	41	20.5	27	0		
10/10	N.Y. GIANTS	3	58	19.3	36	0	PRACTICE SQUAD											
10/17	PITTSBURGH	2	37	18.5	19	0	PRACTICE SQUAD					2	35	17.5	19	0		
10/24	@ Green Bay	2	32	16.0	18	0	PRACTICE SQUAD					2	11	5.5	6	0		
10/31	DETROIT	3	85	28.3	52	0	1	21	21.0	21	0	INACTIVE						
11/7	@ Cincinnati	4	90	22.5	25	0	2	37	18.5	19	0							
11/15	PHILADELPHIA	5	153	30.6	62	0	2	42	21.0	21	0							
11/21	@ Baltimore	5	102	20.4	25	0	1	39	39.0	39	0							
11/25	CHICAGO	1	22	22.0	22	0	1	22	22.0	22	0							
12/6	@ Seattle	6	143	23.8	29	0	1	13	13.0	13	0							
12/12	NEW ORLEANS	4	103	25.8	30	0	1	12	12.0	12	0							
12/19	@ Philadelphia								3	55	18.3	21	0					
12/26	WASHINGTON	INACTIVE							2	26	13.0	16	0	1	19	19.0	19	0
1/2/05	@ N.Y. Giants	INACTIVE							2	40	20.0	21	0	3	25	8.3	21	0
2004 Totals		41	964	23.5	62	0	16	307	19.2	39	0	13	199	15.3	27	0		

Individual Game-by-Game Tackles

		Leonardo Carson				Dexter Coakley				Greg Ellis			
		Solo	Asst.	Total	Sacks	Solo	Asst.	Total	Sacks	Solo	Asst.	Total	Sacks
9/12	@ Minnesota	RESERVE/SUSPENDED				4	3	-	7	1	1	-	2
9/19	CLEVELAND	2	1	-	3	0	1	-	1	6	1	-	7 1.0(-5)
9/27	@ Washington	2	1	-	3	2	2	-	4	2	1	-	3 2.0(-9)
10/10	N.Y. GIANTS	2	1	-	3	1	4	-	5	5	1	-	6 2.0(-6)
10/17	PITTSBURGH	2	0	-	2	2	1	-	3	0	1	-	1 1.0(-7)
10/24	@ Green Bay	3	2	-	5	4	1	-	5	0	2	-	2
10/31	DETROIT	1	1	-	2	4	0	-	4				
11/7	@ Cincinnati	2	2	-	4	9	1	-	10	2	4	-	6
11/15	PHILADELPHIA	1	1	-	2 0.5(-4)	3	0	-	3	5	2	-	7 0.5(-5)
11/21	@ Baltimore	1	1	-	2	4	5	-	9	2	3	-	5
11/25	CHICAGO	4	0	-	4	6	3	-	9	4	1	-	5 1.5(-17)
12/6	@ Seattle	5	0	-	5	5	4	-	9	1	1	-	2
12/12	NEW ORLEANS	3	2	-	5	6	1	-	7	3	1	-	4
12/19	@ Philadelphia	0	4	-	4	4	2	-	6	3	2	-	5 1.0(-7)
12/26	WASHINGTON	2	3	-	5	4	2	-	6	3	1	-	4
12/20/05	@ N.Y. Giants	4	2	-	6	2	1	-	3	2	2	-	4
2004 Totals		34	21	-	55 0.5(-4)	60	31	-	91	39	24	-	63 9.0(-56)

		La'Roi Glover				Terence Newman				Dat Nguyen			
		Solo	Asst.	Total	Sacks	Solo	Asst.	Total	Sacks	Solo	Asst.	Total	Sacks
9/12	@ Minnesota	2	2	-	4	2	1	-	3	8	2	-	10
9/19	CLEVELAND	3	0	-	3	0	1	-	1	4	2	-	6
9/27	@ Washington				1.0(-4)	8	2	-	10	3	4	-	7
10/10	N.Y. GIANTS	4	0	-	4 1.0(-3)	2	1	-	3	11	2	-	13
10/17	PITTSBURGH	2	2	-	4 1.0(-11)	13	0	-	13	6	4	-	10
10/24	@ Green Bay					5	0	-	5	7	3	-	10
10/31	DETROIT	2	0	-	2					3	0	-	3
11/7	@ Cincinnati	2	0	-	2	4	0	-	4	6	5	-	11
11/15	PHILADELPHIA	1	1	-	2	5	0	-	5	3	1	-	4
11/21	@ Baltimore	2	0	-	2	4	0	-	4	8	1	-	9
11/25	CHICAGO	1	4	-	5	1	0	-	1	4	0	-	4
12/6	@ Seattle	3	3	-	6 2.0(-16)	8	0	-	8	6	1	-	7
12/12	NEW ORLEANS	3	0	-	3	3	0	-	3	7	7	-	14
12/19	@ Philadelphia	3	1	-	4	2	0	-	2	6	2	-	8 1.0(-8)
12/26	WASHINGTON				2.0(-9)	3	0	-	3	5	2	-	7
12/20/05	@ N.Y. Giants	2	0	-	2	1	0	-	1	6	6	-	12
2004 Totals		30	13	-	43 7.0 (-43)	61	5	-	66	93	42	-	135 1.0(-8)

		Lynn Scott				Al Singleton				Roy Williams			
		Solo	Asst.	Total	Sacks	Solo	Asst.	Total	Sacks	Solo	Asst.	Total	Sacks
9/12	@ Minnesota					1	0	-	1	5	2	-	7
9/19	CLEVELAND					0	2	-	2	5	1	-	6
9/27	@ Washington					2	3	-	5	13	1	-	14
10/10	N.Y. GIANTS					5	0	-	5	1	1	-	2
10/17	PITTSBURGH					8	2	-	10	3	4	-	7
10/24	@ Green Bay					2	1	-	3	6	2	-	8
10/31	DETROIT	2	2	-	4	3	2	-	5	7	3	-	10
11/7	@ Cincinnati	1	0	-	1	5	4	-	9	6	2	-	8
11/15	PHILADELPHIA	4	1	-	5	1	2	-	3	2	0	-	2
11/21	@ Baltimore	4	3	-	7	4	4	-	8	3	1	-	4
11/25	CHICAGO	3	1	-	4	3	0	-	3	3	1	-	4
12/6	@ Seattle	4	4	-	8	1	1	-	2	4	3	-	7
12/12	NEW ORLEANS	7	0	-	7 1.0(-6)	0	1	-	1	3	2	-	5
12/19	@ Philadelphia	2	1	-	3	INACTIVE/INJURED				7	0	-	7
12/26	WASHINGTON	4	1	-	5	RESERVE/INJURED				3	4	-	7
12/20/05	@ N.Y. Giants	1	1	-	2	RESERVE/INJURED				6	2	-	8
2004 Totals		32	14	-	46 1.0(-6)	35	22	-	57	77	29	-	106

2004 Preseason Statistics

RECORD: 3-1

Date	W/L	Score	Opponent	Att.
8/14	L	0-18	@ Houston	70,431
8/21	W	21-20	@ Oakland	35,000
8/30	W	20-17	TENNESSEE	59,171
9/2	W	24-20	KANSAS CITY	61,157

TEAM STATISTICS	DALLAS	OPP
FIRST DOWNS	75	63
Rushing	20	16
Passing	45	34
Penalty	10	13
Third Down-Made/Att	24/58	20/52
Third Down Efficiency	41.4	38.5
Fourth Down-Made/Att	4/5	1/3
TOTAL NET YARDS	1,303	1,205
Avg. Per Game	325.8	301.3
Total Plays	253	223
Avg. Per Play	5.2	5.4
NET YARDS RUSHING	441	378
Avg. Per Game	110.3	94.5
Total Rushes	115	111
Avg. Per Rush	3.8	3.4
NET YARDS PASSING	862	827
Avg. Per Game	215.5	206.8
Sacked/Yards Lost	8/42	6/24
Gross Yards	904	851
Attempts/Completions	130/83	106/62
Pct. of Completions	63.8	58.5
Had Intercepted	6	0
PUNTS/AVERAGE	18-42.1	18-43.1
Net Punting Average	31.7	38.5
PUNT RET./AVG.	10/8.2	8/15.8
KICKOFF RET./AVG.	19/23.2	15/21.9
INT./AVG. RET.	0/0.0	6/2.8
PENALTIES/YARDS	35/306	38/304
FUMBLES/BALL LOST	5/1	4/2
TOUCHDOWNS	7	7
Rushing	5	3
Passing	2	4
Returns	0	0
EXTRA POINTS/ATTEMPTS	5/5	7/7
TWO POINT CONV./ATTS	0/2	0/0
FIELD GOALS/ATTEMPTS	6/7	8/9
AVG. TIME OF POSS.	30:25	29:35

RUSHING	ATT	YDS	AVG	LG	TD
Jones, J.	30	142	4.7	16	1
Lee	33	112	3.4	28	2
Anderson	11	81	7.4	32	0
George	24	51	2.1	23	1
Barnes	6	23	3.8	8	0
Crayton	2	14	7.0	8	0
Romo	5	12	2.4	9	1
Martin	1	4	4.0	4	0
Testaverde	1	1	1.0	1	0
Cason	2	1	0.5	2	0
COWBOYS	115	441	3.8	32	5
Opponents	111	378	3.4	18	3

RECEIVING	ATT	YDS	AVG	LG	TD
Witten	16	179	11.2	31	0
Johnson	13	135	10.4	23	0
Bryant	12	136	11.3	27	1
Ward	8	72	9.0	25	0
Glenn	7	118	16.9	38	0
Williams, Ra.	6	76	12.7	27	0
Lee	4	28	7.0	10	0
Jones, J.	3	31	10.3	15	0
Ryan	3	26	8.7	13	0
Campbell	2	31	15.5	17	1
James	2	31	15.5	16	0
Anderson	2	8	4.0	5	0
Barnes	2	7	3.5	5	0
Crayton	1	26	26.0	26	0
Trusty	1	7	7.0	7	0
Martin	1	-7	-7.0	-7	0
COWBOYS	83	904	10.9	38	2
Opponents	62	851	13.7	89	4

INTERCEPTIONS	NO	YDS	AVG	LG	TD		
COWBOYS	0	0	0.0	0			
Opponents	6	17	2.8	10	0		
PUNTING	NO	YDS	AVG	TBIN20	LG	BL	NET
McBriar	15	674	44.9	3	3	60	32.5
Flinn	3	103	34.3	1	1	41	27.7
COWBOYS	18	777	43.2	4	4	60	31.7
Opponents	18	775	43.1	0	4	59	38.5
PUNT RETURNS	NO	YDS	AVG	FC	LG	TD	
Crayton	5	54	10.8	0	26	0	
Smith	3	10	3.3	2	9	0	
Ward	2	18	9.0	0	11	0	
COWBOYS	10	82	8.2	2	26	0	
Opponents	8	126	15.8	2	62	0	

KICKOFF RETURNS	NO	YDS	AVG	LG	TD
Lee	6	128	21.3	25	0
Jones, N.	5	89	17.8	23	0
Reeves	2	59	29.5	33	0
Crayton	2	55	27.5	30	0
Thornton, B.	2	35	17.5	19	0
Smith	1	55	55.0	55	0
Copper	1	19	19.0	19	0
COWBOYS	19	340	23.2	55	0
Opponents	15	329	21.9	42	0

SCORE BY QUARTERS	1	2	3	4	OT	T
COWBOYS	13	19	27	6	-	65
Opponents	13	38	10	14	-	75
FIELD GOALS	11-19	20-29	30-39	40-49	50+	
Cundiff	1-1	1-1	1-1	1-2	0-0	
Bryant, M.	0-0	2-2	0-0	0-0	0-0	
COWBOYS	1-1	3-3	1-1	1-2	0-0	
Opponents	0-0	4-4	3-3	1-2	0-0	

Cundiff: (46M), (28); (40,19); (31)
 Bryant, M.: (1); (27,29); (1); (1)
 Opponents: (36, 35, 25), (23,37); (46B, 21); (46,27)

SCORING	TDR	TOPTD	TDRI	2Pt	FG	PAT	S	TP
Lee	2	0	0	0	0/0	0/0	0	12
Cundiff	0	0	0	0	4/5	5/5	0	11
Bryant, A.	0	1	0	0	0/0	0/0	0	6
Bryant, M.	0	0	0	0	2/2	0/0	0	6
Campbell	0	1	0	0	0/0	0/0	0	6
George	1	0	0	0	0/0	0/0	0	6
Jones, J.	1	0	0	0	0/0	0/0	0	6
Romo	1	0	0	0	0/0	0/0	0	6
COWBOYS	5	2	0	0	6/7	5/5	0	65
Opponents	3	4	0	0	8/9	7/7	1	75

2-Pt. Conversions: Team 0-2, Opponents 0-0

* Tony Romo tackled in end zone @ Houston (8/14)


DEFENSIVE STATS

	Tackles		Total
	Solo	Asst.	
James, Bradie	18	11	29
Williams, Roy	16	5	21
O'Neil, Keith	10	7	17
Nguyen, Dat	11	4	15
Singleton, Al	8	6	14
Davis, Keith	11	1	12
Shanle, Scott	4	8	12
Scott, Lynn	9	1	10
Hunter, Pete	8	1	9
Dixon, Tony	4	5	9
Newman, Terence	3	5	8
Wiley, Marcellus	3	5	8
Glover, La'Roi	6	1	7
Coakley, Dexter	5	2	7
Ogbogu, Eric	4	3	7
Ellis, Greg	2	5	7

Sacks (Loss)

Thornton, Kalen	2.0 (-12)
Jones, Nathan	1.0 (-1)
Wiley, Marcellus	1.0 (-6)

PASSING	ATT	COMP	YDS	PCT	AVG	ATT	TD	PCT	PCT	LG	SKS/YDS	RATING
Testaverde	58	36	438	65.5	7.55	1	1.7	2	3.4	38	2/22	79.5
Romo	39	24	250	61.5	6.41	1	2.6	2	5.1	27	3/6	67.3
Henson	33	21	216	63.6	6.55	0	0.0	2	6.1	31	3/14	57.1
COWBOYS	130	83	904	63.8	6.95	2	1.5	6	4.6	38	8/42	70.2
Opp. Totals	106	62	851	58.5	8.02	4	3.8	0	0.0	89	6/24	96.9



**The
Records**

Cowboys All-Time Leaders

RUSHING

Player	Att.	Yards	Avg.	Long	TD
1. Smith, Emmitt (1990-2002).....	4,052	17,162	4.2	75t	153
2. Dorsett, Tony (1977-87).....	2,755	12,036	4.4	99t	72
3. Perkins, Don (1961-68).....	1,500	6,217	4.2	59	42
4. Hill, Calvin (1969-74).....	1,166	5,009	4.3	55	39
5. Newhouse, Robert (1972-83).....	1,160	4,784	4.1	54	31
6. Garrison, Walt (1966-74).....	899	3,886	4.3	41	30
7. Walker, Herschel (1986-89, 1996-97).....	818	3,491	4.3	84t	27
8. Staubach, Roger (1969-79).....	410	2,264	5.5	33	20
9. Springs, Ron (1979-84).....	604	2,180	3.6	46	28
10. Marsh, Amos (1961-64).....	427	2,065	4.8	71	14

RECEIVING

Player	Rec.	Yards	Avg.	Long	TD
1. Irvin, Michael (1988-99).....	750	11,904	15.9	87t	65
2. Pearson, Drew (1973-83).....	489	7,822	16.0	67	48
3. Smith, Emmitt (1990-2002).....	486	3,012	6.2	86	11
4. Hill, Tony (1977-86).....	479	7,988	16.7	75t	51
5. Dorsett, Tony (1977-87).....	382	3,432	9.0	91	13
6. Hayes, Bob (1965-74).....	365	7,295	20.0	95	71
7. Novacek, Jay (1990-96).....	339	3,576	10.5	49	22
8. Cosbie, Doug (1979-88).....	300	3,728	12.4	61t	30
9. Johnston, Daryl (1989-99).....	294	2,227	7.6	28	14
10. Clarke, Frank (1960-67).....	281	5,214	18.6	80	50

RUSHING-RECEIVING

Player	Rushing	Receiving	Total
1. Smith, Emmitt (1990-2002).....	17,162	3,012	20,174
2. Dorsett, Tony (1977-87).....	12,036	3,432	15,468
3. Irvin, Michael (1988-99).....	6	11,904	11,910
4. Hill, Tony (1977-86).....	90	7,988	8,078
5. Pearson, Drew (1973-83).....	190	7,822	8,012
6. Perkins, Don (1961-68).....	6,217	1,310	7,527
7. Hayes, Bob (1965-74).....	70	7,295	7,365
8. Hill, Calvin (1969-74).....	5,009	1,359	6,368
9. Walker, Herschel (1986-89, 1996-97).....	3,491	2,556	6,047
10. Newhouse, Robert (1972-83).....	4,784	956	5,740

PASSING (Min. 1500 att.)

Player	Att.	Comp.	Pct.	Yards	TD	Long	Int.	Rating
1. Staubach, Roger (1969-79).....	2,958	1,685	57.0	22,700	153	91t	109	83.4
2. White, Danny (1976-88).....	2,950	1,761	59.7	21,959	155	80t	132	81.7
3. Aikman, Troy (1989-2000).....	4,715	2,898	61.5	32,942	165	90t	141	81.6
4. Meredith, Don (1960-68).....	2,308	1,170	50.7	17,199	135	95t	111	74.7

SCORING

Player	TD	PAT	2PT	FG	TP
1. Smith, Emmitt (1990-2002).....	164	-	1	-	986
2. Septien, Rafael (1978-86).....	-	388	-	162	874
3. Dorsett, Tony (1977-87).....	86	-	-	-	516
4. Hayes, Bob (1965-74).....	76	-	-	-	456
5. Irvin, Michael (1988-99).....	65	-	1	-	392
6. Clark, Mike (1968-71, 73).....	-	180	-	69	386
7. Boniol, Chris (1994-96).....	-	118	-	81	361
8. Cunningham, Richie (1997-99).....	-	95	-	75	320
9. Fritsch, Toni (1971-73, 75).....	-	119	-	66	317
10. Clarke, Frank (1960-67).....	51	-	-	-	306
Hill, Tony (1977-86).....	51	-	-	-	306

FIELD GOALS (Min. 100 made)

Player	Att.	Made	Pct.	Long
1. Septien, Rafael (1978-86)	226	162	.717	53

PUNTING (Min. 300)

Player	No.	Yds.	Avg.	TB	IN20	Long	Blk.	Net
1. Gowin, Toby (1997-99, 2003)	338	14,099	41.7	41	106	72	1	35.5
2. Saxon, Mike (1985-92)	591	24,542	41.5	68	166	64	4	34.8
3. White, Danny (1976-88)	612	24,571	40.1	74	144	73	5	34.1

INTERCEPTIONS

Player	No.	Yards	Avg.	Long	TD
1. Renfro, Mel (1964-77)	52	626	12.0	90	3
2. Walls, Everson (1981-89)	44	391	8.9	37	0
3. Waters, Charlie (1970-78, 80-81)	41	584	14.2	56t	2
4. Thurman, Dennis (1978-85)	36	562	15.6	96	4
5. Downs, Michael (1981-88)	34	433	12.7	31	1
Green, Cornell (1962-74)	34	552	16.2	59	2
7. Jordan, Lee Roy (1963-76)	32	472	14.8	49	3
8. Harris, Cliff (1970-79)	29	281	9.7	60	1
9. Howley, Chuck (1961-73)	24	395	16.5	58	2
10. Woodson, Darren (1992-2003)	23	271	11.8	94t	2

PUNT RETURNS (Min. 75 returns)

Player	No.	Yards	Avg.	Long	TD
1. Sanders, Deion (1995-99)	89	1,184	13.3	83t	4
2. Hayes, Bob (1965-74)	104	1,158	11.1	90	3
3. Martin, Kelvin (1987-92, 1996)	179	1,803	10.1	85t	3
4. Williams, Kevin (1993-96)	95	913	9.6	83t	3
5. Johnson, Butch (1976-83)	146	1,313	9.0	55	0
6. Jones, James (1980-85)	87	736	8.5	52	0
7. Renfro, Mel (1964-77)	109	842	7.7	69	1

KICKOFF RETURNS (Min. 75 returns)

Player	No.	Yards	Avg.	Long	TD
1. Renfro, Mel (1964-77)	85	2,246	26.4	100t	2
2. Walker, Herschel (1986-89, 1996-97)	77	1,946	25.3	89	0
3. Swinton, Reggie (2001-02)	84	2,024	24.1	100t	1
4. Williams, Kevin (1993-96)	144	3,416	23.7	87t	1
5. Johnson, Butch (1976-83)	79	1,832	23.2	74	0
6. Dixon, James (1989-91)	101	2,315	22.9	97t	1
7. Clack, Darryl (1986-89)	83	1,802	21.7	51	0

COMBINED YARDAGE

Player	Total	Rush	Rec	Int. Ret.	Punt Ret.	Kick Ret.	Fum. Ret.
1. Smith, Emmitt (1990-2002)	20,174	17,162	3,012	0	0	0	0
2. Dorsett, Tony (1977-87)	15,501	12,036	3,432	0	0	0	33
3. Irvin, Michael (1988-99)	11,910	6	11,904	0	0	0	0
4. Hayes, Bob (1965-74)	9,104	70	7,295	0	1,158	581	0
5. Hill, Tony (1977-86)	8,436	84	7,988	0	268	96	0
6. Pearson, Drew (1973-83)	8,180	190	7,822	0	13	155	0
7. Perkins, Don (1961-68)	8,005	6,217	1,310	0	8	443	0
8. Walker, Herschel (1986-89, 1996-97) ..	7,993	3,491	2,556	0	0	1,946	0

COWBOYS OFFENSE YEAR-BY-YEAR

YEAR	TOTAL	1ST DOWNS RUSH	PASS	PEN	NET OFFENSE YDS-PLYS	RUSHING YDS-ATT	NET	SACKS	GROSS	PASSING ATT	COMP	INT	PENALTIES NO-YDS	FUMBLES NO-LOST	TDs	POINTS	NFC RANK TOT-RU-PA	NFL RANK TOT-RU-PA
1960	180	57	105	18	3,153-698	1,049-311	2,104	33/284	2,388	354	163	33	62-600	21-17	23	177		12-13-5
1961	239	100	130	9	4,480-863	1,819-414	2,661	27/257	1,819	422	215	27	47-427	46-21	29	236		8-10-6
1962	246	101	136	9	4,912-843	2,040-434	2,872	29/243	3,115	380	200	17	62-639	32-19	51	398		2-3-7
1963	248	105	132	11	4,263-839	1,795-420	2,468	44/331	2,799	375	200	21	67-627	29-15	40	305		9-6-9
1964	230	89	119	22	3,704-893	1,691-421	2,031	68/503	2,516	404	192	24	97-952	39-19	30	250		14-8-13
1965	211	87	108	16	3,995-833	1,608-416	2,387	55/369	2,756	362	168	18	78-710	31-17	40	325		10-8-9
1966	287	124	139	24	5,145-926	2,122-471	3,023	42/308	3,331	413	214	14	83-824	23-10	56	445		1-2-1
1967	261	109	141	11	4,699-936	1,900-477	2,799	42/294	3,093	417	210	28	81-785	25-13	45	342		5-5-6
1968	297	135	143	19	5,117-913	2,071-480	3,026	34/269	3,295	399	217	18	77-751	21-15	54	431		1-2-1
1969	275	133	125	17	5,122-931	2,276-532	2,846	44/366	3,212	355	189	18	81-840	28-12	44	369		1-1-4
1970	229	119	95	15	4,449-858	2,300-522	2,149	39/296	2,445	297	149	16	87-934	29-12	35	299	2-1-9	3-1-16
1971	288	135	144	9	5,035-905	2,249-512	2,786	32/251	3,037	361	206	14	94-952	30-21	50	406	1-2-1	1-3-1
1972	256	118	126	12	4,466-897	2,124-499	2,342	31/238	2,580	367	196	23	90-841	27-15	36	319	2-4-5	6-9-8
1973	281	139	127	15	4,751-906	2,418-542	2,333	43/269	2,602	321	192	16	83-762	25-12	46	382	3-2-6	4-5-7
1974	295	147	129	19	4,983-974	2,454-542	2,529	47/327	2,856	385	206	15	86-703	31-16	38	297	1-1-3	1-1-3
1975	288	132	142	14	5,025-986	2,432-571	2,593	39/242	2,835	376	207	17	94-715	25-18	41	350	1-1-3	3-5-4
1976	269	111	140	18	4,884-958	2,147-538	2,737	30/230	2,967	390	222	13	94-761	26-16	34	296	2-6-2	4-12-5
1977	272	118	136	18	4,812-969	2,369-564	2,443	33/246	2,689	372	215	10	106-865	26-14	42	345	1-3-2	1-4-4
1978	342	146	167	29	5,959-1,107	2,783-625	3,176	33/229	3,405	449	251	17	96-816	36-18	48	384	1-1-2	2-3-3
1979	339	122	195	22	5,968-1,122	2,375-578	3,593	41/290	3,883	503	287	13	100-845	33-21	45	371	1-7-2	2-10-4
1980	337	143	171	23	5,468-1,075	2,346-594	3,104	31/252	3,356	449	265	25	107-908	27-14	60	454	5-5-9	9-6-14
1981	321	137	158	26	5,880-1,100	2,711-630	3,169	31/245	3,414	439	241	15	103-839	45-20	40	367	2-2-7	5-2-15
1982	180	70	99	11	3,199-579	1,313-296	1,886	25/264	2,150	258	160	14	42-304	29-12	28	226	2-1-6	5-5-9

YEAR	TOTAL	1ST DOWNS RUSH	PASS	PEN	NET OFFENSE YDS-PLYS	RUSHING YDS-ATT	NET	SACKS	PASSING GROSS	ATT	COMP	INT	PENALTIES NO-YDS	FUMBLES NO-LOST	TDs	POINTS	NFL RANK TOT-RU-PA	NFC RANK TOT-RU-PA
1983	342	109	205	28	5,959-1,110	2,117-519	3,842	37/314	4,156	554	346	25	99-847	30-14	59	479	5-15-4	4-9-2
1984	323	93	202	28	5,320-1,121	1,714-469	3,606	48/389	3,995	604	322	26	100-947	35-17	34	308	7-12-4	7-12-4
1985	336	95	208	33	5,602-1,093	1,741-462	3,861	44/375	4,236	587	344	25	100-759	29-16	43	357	4-9-1	4-9-1
1986	325	98	199	28	5,474-1,054	1,969-447	3,505	60/498	4,003	547	319	24	111-931	44-17	43	346	4-8-4	4-8-4
1987	293	93	176	24	5,056-1,017	1,865-465	3,191	52/403	3,594	500	288	20	131-1,091	30-20	38	340	5-9-5	5-9-5
1988	311	112	175	24	5,483-1,059	1,995-469	3,488	35/239	3,727	555	307	27	141-1,148	22-13	32	265	6-7-5	6-7-5
1989	246	78	145	23	4,294-896	1,409-355	2,885	30/239	3,124	513	266	27	100-771	29-15	25	204	14-12-13	14-12-13
1990	250	88	135	27	4,081-991	1,500-393	2,581	43/317	2,898	475	254	24	98-729	27-9	27	244	14-13-13	28-23-27
1991	304	89	191	24	5,101-971	1,711-433	3,390	38/273	3,663	500	305	12	74-610	23-12	37	342	4-7-5	9-13-8
1992	324	119	183	22	5,606-1,014	2,121-500	3,485	23/112	3,597	491	314	15	91-650	16-9	48	409	2-3-3	4-5-5
1993	322	120	172	30	5,615-994	2,161-490	3,454	29/163	3,617	475	317	6	94-744	33-16	41	376	2-2-3	4-2-7
1994	322	136	160	26	5,321-1,018	1,953-550	3,368	20/93	3,461	448	282	14	100-895	22-10	50	414	4-2-7	8-5-12T
1995	364	141	195	28	5,824-1,007	2,201-495	3,623	18/118	3,741	494	322	10	90-695	24-13	51	435	4-1-9	5-2-13
1996	286	105	163	18	4,763-981	1,641-475	3,122	19/127	3,249	487	307	14	103-832	24-15	27	286	11-8-10	24-18-20
1997	279	82	170	27	4,778-1,015	1,637-423	3,141	39/313	3,454	553	314	12	116-1,058	23-11	29	304	8-11-10	20-20-20
1998	308	125	154	29	5,450-992	2,014-499	3,436	19/110	3,546	474	279	8	128-1,108	18-7	42	381	5-4-5	8-8-9
1999	295	129	139	27	5,178-1,024	2,051-493	3,127	24/151	3,278	507	295	13	136-1,196	22-10	42	352	8-3-12	16-6T-24
2000	276	116	128	32	4,475-943	1,953-463	2,522	35/249	2,771	445	255	21	108-963	31-18	31	294	13-5-15	25-12-28
2001	247	114	110	23	4,402-952	2,184-505	2,218	34/190	2,408	413	210	20	91-744	25-14	26	246	14-2-15	29-3-31
2002	237	87	129	21	4,375-948	1,754-423	2,621	54/399	3,020	471	252	16	105-974	33/18	26	217	15-10-16	30-19-31
2003	286	115	149	22	5,161-1,062	1,999-515	3,162	37/185	3,347	510	294	21	98-837	26/8	31	289	8-8-9	15-12-17
2004	296	101	171	24	5,197-1,004	1,769-449	3,428	36/208	3,636	519	308	23	105-867	26/14	33	293	7-7-9	14-20-15

COWBOYS DEFENSE YEAR-BY-YEAR

YEAR	1ST DOWNS		NET OFFENSE		RUSHING		NET		PASSING		COMP		INT		FUMBLES NO-LOST	TDs	POINTS	NFC RANK TOT-HU-PA	NFL RANK TOT-HU-PA
	TOTAL	RUSH	PASS	PEN	YDS-PLTS	YDS-ATT	SACKS	GROSS	ATT	INT	COMP	INT	NO-TDs	NO-LOST					
1960	216	106	97	13	4,372-858	2,242-445	2,130	20/175	2,305	393	159	15	72-671.5	21-11	44	369			13-13-8
1961	254	122	120	12	4,592-787	2,161-439	2,431	22/204	2,635	326	168	25	38-362	30-18	49	380			10-12-7
1962	274	93	166	15	5,184-848	1,510-386	3,674	25/230	3,904	437	233	20	56-569	33-16	52	402			13-4-14
1963	266	114	139	13	5,325-878	2,094-455	3,231	20/161	3,392	403	202	26	52-479	23-11	48	378			13-14-13
1964	211	71	121	19	3,750-860	1,504-438	2,246	45/325	2,571	377	172	18	75-781	26-20	34	289			2-2-4
1965	240	80	138	22	4,192-885	1,444-422	2,748	39/315	3,063	424	205	18	50-483	37-20	33	280			6-2-9
1966	211	64	140	17	3,558-873	1,176-356	2,382	60/420	2,802	457	212	17	63-778	23-14	29	239			2-1-7
1967	236	64	145	27	3,874-866	1,094-339	2,790	45/377	3,167	482	260	29	64-707	28-18	35	268			7-1-11
1968	202	61	123	18	3,633-863	2,071-480	2,438	51/400	2,838	428	220	26	54-657	21-15	23	186			4-1-11
1969	203	52	141	10	3,707-826	1,050-313	2,657	55/452	3,109	458	235	24	58-680	23-11	28	223			3-1-11
1970	205	87	105	13	3,569-855	1,656-415	1,913	41/313	2,226	399	193	24	70-732	25-14	24	221	4-5-3		4-9-3
1971	200	59	125	16	3,468-817	1,144-353	2,324	43/336	2,660	421	209	26	61-647	40-25	25	222	2-1-9		3-2-19
1972	217	81	113	23	3,755-842	1,515-428	2,240	32/268	2,508	382	187	16	59-586	40-17	28	240	4-1-9		7-1-19
1973	208	83	106	19	3,466-827	1,471-435	1,995	40/306	2,301	352	187	18	52-516	44-23	23	203	2-2-8		5-3-16
1974	199	63	110	26	3,463-803	1,344-417	2,529	47/327	2,856	349	178	13	69-657	31-13	28	235	3-2-8		4-2-14
1975	234	100	113	21	3,739-888	1,699-474	2,040	41/288	2,328	373	162	25	63-639	43-19	33	268	3-3-3		5-4-8
1976	246	113	111	22	3,730-919	1,821-484	1,909	44/327	2,236	391	187	16	71-643	32-12	25	194	5-3-5		7-6-7
1977	205	88	94	23	3,213-880	1,651-457	1,562	53/429	1,991	370	154	21	78-731	22-10	26	212	1-1-2		1-3-2
1978	232	83	128	21	4,009-967	1,721-477	2,288	58/442	2,730	432	202	23	95-783	27-13	25	208	2-1-3		2-1-5
1979	259	105	135	19	4,586-978	2,115-500	2,471	43/362	2,883	435	207	13	70-704	20-10	38	313	4-4-3		8-11-3
1980	296	98	160	28	5,279-996	2,069-469	3,205	43/358	3,563	484	231	27	106-989	33-20	38	311	7-7-7		17-18-16
1981	287	107	160	18	5,419-1,021	2,049-468	3,370	42/347	3,717	511	236	37	104-837	43-16	34	277	13-8-13		20-16-21
1982	163	57	95	11	2,753-581	1,011-260	1,742	32/260	2,002	289	152	15	52-431	20-10	17	145	7-7-5		11-13-11

YEAR	TOTAL	1ST DOWNS RUSH	PASS	PEN	NET OFFENSE YDS-PLYS	RUSHING YDS-ATT	NET	SACKS	GROSS	PASSING- ATT	COMP	INT	PENALTIES NO-YDS	FUMBLES NO-LOST	TDs	POINTS	NFC RANK TOT-RU-PA	NFL RANK TOT-RU-PA
1983	286	82	181	23	5,427-1,025	1,499-410	3,928	57/437	4,365	558	299	27	100-873	31-21	42	360	10-2-13	17-21-27
1984	283	106	155	22	5,036-1,094	2,226-510	2,810	57/390	3,200	527	250	28	93-854	35-16	36	308	3-11-3	7-24-5
1985	312	98	193	21	5,608-1,076	1,853-485	3,755	62/459	4,214	549	279	33	108-990	24-15	40	333	11-6-13	20-11-26
1986	286	118	148	20	4,985-1,017	2,200-500	2,785	53/364	3,149	464	226	17	90-817	29-18	41	337	7-11-3	10-23-3
1987	294	85	175	34	5,061-1,012	1,617-459	3,444	51/337	3,781	502	269	23	100-857	29-20	42	348	9-4-13	20-6-27
1988	297	93	180	24	5,414-1,023	1,856-454	3,556	46/327	3,883	523	264	10	92-772	24-9	44	381	12-10-12	20-13-24
1989	321	116	183	22	5,556-1,060	1,991-543	3,565	29/183	3,748	488	301	7	102-723	22-10	44	393	9-10-8	20-18-20
1990	280	109	153	18	4,615-988	1,976-482	2,639	36/292	2,931	470	271	11	104-911	32-19	36	308	4-9-1	10-18-2
1991	299	103	180	16	5,066-963	1,571-400	3,495	23/151	3,646	540	320	12	97-801	23-11	32	310	12-6-13	17-8-23
1992	241	68	147	26	3,933-873	1,244-345	2,689	44/347	3,036	484	263	17	94-727	25-14	29	243	1-1-2	1-1-5
1993	297	94	176	27	4,767-1,012	1,651-423	3,116	34/231	3,347	555	334	14	87-653	22-14	23	229	7-5-7	10-11-10
1994	273	86	157	30	4,313-1,006	1,561-437	2,752	47/299	3,051	522	269	22	102-826	15-9	27	248	1-5-1	1-10-1
1995	303	113	165	25	5,044-1,001	1,772-442	3,272	36/219	3,491	523	293	19	112-913	16-6	32	291	4-9-4	9-16-8
1996	260	89	144	27	4,382-958	1,576-437	2,806	37/219	3,025	484	271	19	94-717	26-14	24	250	2-5-2	3-10-2
1997	281	104	139	38	4,516-1,022	1,994-511	2,522	38/195	2,717	473	253	7	99-757	27-12	36	314	2-12-1	2-24-1
1998	276	84	162	30	5,164-988	1,619-401	3,545	34/222	3,767	553	290	14	120-917	23-12	32	275	9-6-12	18-12-22
1999	266	81	154	31	4,840-997	1,442-417	3,398	35/217	3,615	545	297	24	107-862	23-9	28	276	3-3-4	9-6-13
2000	309	137	145	27	5,329-1,021	2,636-538	2,693	25/189	2,882	458	277	16	108-999	23-9	41	361	9-15-2	19-31-3
2001	272	90	160	22	4,599-985	1,710-472	2,889	24/130	3,019	489	287	9	69-634	29-16	37	338	2-6-2	4-13-3
2002	291	90	178	23	5,267-1,079	1,818-481	3,449	24/137	3,586	574	334	19	119-919	23-11	35	325	9-8-10	18-15-19
2003	228	67	127	33	4,056-937	1,425-413	2,631	32/189	2,820	492	239	13	88-763	24-12	28	260	1-1-1	1-3-1
2004	297	88	180	29	5,285-960	1,764-425	3,521	33/197	3,718	502	310	13	104-879	20-9	49	405	7-3-11	16-10-21

Cowboys Leaders By Years

RUSHING

Year	Player	Att.	Yds.	Avg.	Long	TD	NFL/NFC Rank
1960	Dupre, L.G.	104	362	3.5	18	3	20
1961	*Perkins, Don	200	815	4.1	47	4	6
1962	Perkins, Don	222	945	4.3	35	7	5
1963	Perkins, Don	149	614	4.1	19t	7	10
1964	Perkins, Don	174	768	4.4	59	6	5
1965	Perkins, Don	177	690	3.9	43	0	7
1966	Reeves, Dan	175	757	4.3	67t	8	6
1967	Perkins, Don	201	823	4.1	30	6	6
1968	Perkins, Don	191	836	4.4	28t	4	6
1969	*Hill, Calvin	204	942	4.6	55	8	2
1970	*Thomas, Duane	151	803	5.3	47t	5	8/5
1971	Thomas, Duane	175	793	4.5	56t	11	11/7
1972	Hill, Calvin	245	1,036	4.2	26	6	7/3
1973	Hill, Calvin	273	1,142	4.2	21	6	3/2
1974	Hill, Calvin	185	844	4.6	27	7	8/3
1975	Newhouse, Robert	209	930	4.4	29	2	9/4
1976	Dennison, Doug	153	542	3.5	14	6	35/18
1977	*Dorsett, Tony	208	1,007	4.8	84t	12	9/4
1978	Dorsett, Tony	290	1,325	4.6	63t	7	3/2
1979	Dorsett, Tony	250	1,107	4.4	41	6	11/8
1980	Dorsett, Tony	278	1,185	4.3	56	11	6/6
1981	Dorsett, Tony	342	1,646	4.8	75t	4	2/2
1982	Dorsett, Tony	177	745	4.2	99t	5	2/1
1983	Dorsett, Tony	289	1,321	4.6	77	8	6/5
1984	Dorsett, Tony	302	1,189	3.9	31t	8	7/7
1985	Dorsett, Tony	305	1,307	4.3	60t	7	6/4
1986	Dorsett, Tony	184	748	4.1	33	5	19/11
1987	Walker, Herschel	209	891	4.3	60t	7	6/3
1988	Walker, Herschel	361	1,514	4.2	38	5	2/1
1989	Palmer, Paul	112	446	4.0	63t	2	39/18
1990	*Smith, Emmitt	241	937	3.9	48t	11	10/5
1991	Smith, Emmitt	365	1,563	4.3	75t	12	1/1
1992	Smith, Emmitt	373	1,713	4.6	68t	18	1/1
1993	Smith, Emmitt	283	1,486	5.3	62t	9	1/1
1994	Smith, Emmitt	368	1,484	4.0	46	21	3/2
1995	Smith, Emmitt	377	1,773	4.7	60t	25	1/1
1996	Smith, Emmitt	327	1,204	3.7	42	12	8/4
1997	Smith, Emmitt	261	1,074	4.1	44	4	12/5
1998	Smith, Emmitt	319	1,332	4.2	32	13	5/4
1999	Smith, Emmitt	329	1,397	4.2	63t	11	4/2
2000	Smith, Emmitt	294	1,203	4.1	52	9	13/4
2001	Smith, Emmitt	261	1,021	3.9	44	3	15/7
2002	Smith, Emmitt	254	975	3.8	30t	5	20/8
2003	Hambrick, Troy	275	972	3.5	42	5	19/8
2004	*Jones, Julius	197	819	4.2	53	7	28/14

PASSING

Year	Player	Att.	Comp.	Pct.	Yds.	TD	Int.	Rating	NFL/NFC Rank
1960	LeBaron, Eddie	225	111	49.3	1,736	12	25	53.4	8
1961	LeBaron, Eddie	236	120	50.8	1,741	14	16	66.5	9
1962	LeBaron, Eddie	166	95	57.2	1,436	16	9	95.3	3
1963	Meredith, Don	310	167	53.9	2,381	17	18	73.2	10
1964	Meredith, Don	323	158	48.9	2,143	9	16	67.3	15
1965	Meredith, Don	305	141	46.2	2,415	22	13	79.7	8
1966	Meredith, Don	344	177	51.5	2,805	24	12	87.7	4
1967	Meredith, Don	255	128	50.2	1,834	16	16	68.6	8
1968	Meredith, Don	309	171	55.3	2,500	21	12	88.3	2
1969	Morton, Craig	302	162	53.6	2,619	21	15	85.4	5
1970	Morton, Craig	207	102	49.3	1,819	15	7	89.7	5/4
1971	Staubach, Roger	211	126	59.7	1,882	15	4	104.8	1/1
1972	Morton, Craig	339	185	54.6	2,396	15	21	65.9	15/7
1973	Staubach, Roger	286	179	62.6	2,428	23	15	94.6	1/1
1974	Staubach, Roger	360	190	52.8	2,552	11	15	68.5	14/7
1975	Staubach, Roger	348	198	56.9	2,666	17	16	78.6	8/2
1976	Staubach, Roger	369	208	56.4	2,715	14	11	79.9	8/5
1977	Staubach, Roger	361	210	58.2	2,620	18	9	87.1	2/1
1978	Staubach, Roger	413	231	55.9	3,190	25	16	84.9	1/1
1979	Staubach, Roger	461	267	57.9	3,586	27	11	92.4	1/1
1980	White, Danny	436	260	59.6	3,287	28	25	80.8	9/7
1981	White, Danny	391	223	57.0	3,098	22	13	87.5	5/2

* Rookie

PASSING (cont.)

Year	Player	Att.	Comp.	Pct.	Yds.	TD	Int.	Rating	NFL/NFC
									Rank
1982	White, Danny	247	156	63.2	2,079	16	12	91.1	4/2
1983	White, Danny	533	334	62.7	3,980	29	23	85.6	9/6
1984	White, Danny	233	126	54.1	1,580	11	11	71.5	22/11
1985	White, Danny	450	267	59.3	3,157	21	17	80.6	9/4
1986	Pelluer, Steve	378	215	56.9	2,727	8	17	67.9	20/9
1987	White, Danny	362	215	59.4	2,617	12	17	73.2	19/9
1988	Pelluer, Steve	435	245	56.3	3,139	17	19	73.9	16/9
1989	*Aikman, Troy	293	155	52.9	1,749	9	18	55.7	27/14
1990	Aikman, Troy	399	226	56.6	2,579	11	18	66.6	27/14
1991	Aikman, Troy	363	237	65.3	2,754	11	10	86.7	6/4
1992	Aikman, Troy	473	302	63.8	3,445	23	14	89.5	3/3
1993	Aikman, Troy	392	271	69.1	3,100	15	6	99.0	2/2
1994	Aikman, Troy	361	233	64.5	2,676	13	12	84.9	6/4
1995	Aikman, Troy	432	280	64.8	3,304	16	7	93.6	3/2
1996	Aikman, Troy	465	296	63.7	3,126	12	13	80.1	12/5
1997	Aikman, Troy	518	292	56.4	3,283	19	12	78.0	17/8
1998	Aikman, Troy	315	187	59.4	2,330	12	5	88.5	8/4
1999	Aikman, Troy	442	263	59.5	2,964	17	12	81.1	14/8
2000	Aikman, Troy	262	156	59.5	1,632	7	14	64.3	32/16
2001	*Carter, Quincy	176	90	51.1	1,072	5	7	63.0	DNQ
2002	*Hutchinson, Chad	250	127	50.8	1,555	7	8	66.3	29/14
2003	Carter, Quincy	505	292	57.8	3,302	17	21	71.4	24/11
2004	Testaverde, Vinny	495	297	60.0	3,532	17	20	76.4	26/13

RECEIVING

Year	Player	No.	Yds.	Avg.	Long	TD	NFL/NFC
							Rank
1960	Doran, Jim	31	554	17.9	75t	3	21
1961	Howton, Billy	56	785	14.0	53	4	6
1962	Howton, Billy	49	706	14.4	69t	6	15
1963	Clarke, Frank	43	833	19.4	75t	10	3
1964	Clarke, Frank	65	973	15.0	49	5	3
1965	*Hayes, Bob	46	1,003	21.8	82t	12	13
1966	Hayes, Bob	64	1,232	19.3	95t	13	4
1967	Rentzel, Lance	58	996	17.2	74t	8	6
1968	Rentzel, Lance	54	1,009	18.7	65t	6	3
1969	Rentzel, Lance	43	960	22.3	75t	12	20
1970	Hayes, Bob	34	889	26.1	89t	10	45/26
1971	Garrison, Walt	40	396	9.9	36	1	23/10
1972	Hill, Calvin	43	364	8.5	33t	3	18/9
1973	Hill, Calvin	32	290	9.1	29	0	36/21
1974	Pearson, Drew	62	1,087	17.9	50t	2	3/2
1975	Pearson, Drew	46	822	17.9	46t	8	16/9
1976	Pearson, Drew	58	806	13.9	54	6	4/1
1977	Pearson, Drew	48	870	18.1	67	2	9/3
1978	Pearson, Preston	47	526	11.2	34	0	26/15
1979	Hill, Tony	60	1,062	17.7	75t	10	12/6
1980	Hill, Tony	60	1,055	17.6	58t	8	16/9
1981	Hill, Tony	46	953	20.7	63t	4	47/26
	Springs, Ron	46	359	7.8	32t	2	
1982	Hill, Tony	35	526	15.0	47	1	22/8
1983	Springs, Ron	73	589	8.1	80t	1	9/4
1984	Cosbie, Doug	60	789	13.2	36	4	28/12
1985	Hill, Tony	74	1,113	15.0	53t	7	9/3
1986	Walker, Herschel	76	837	11.0	84t	2	9/4
1987	Walker, Herschel	60	715	11.9	44	1	5/4
1988	Alexander, Ray	54	788	14.6	50t	6	34/21
1989	Martin, Kelvin	46	644	14.0	46	2	53/26
1990	Martin, Kelvin	64	732	11.4	45	0	17/9
1991	Irvin, Michael	93	1,523	16.4	66t	8	2/1
1992	Irvin, Michael	78	1,396	17.9	87t	7	7/4
1993	Irvin, Michael	88	1,330	15.1	61t	7	3/3
1994	Irvin, Michael	79	1,241	15.7	65t	6	13/8
1995	Irvin, Michael	111	1,603	14.4	50	10	5/5
1996	Irvin, Michael	64	962	15.0	61	2	27/15
1997	Irvin, Michael	75	1,180	15.7	55	9	12/7
1998	Irvin, Michael	74	1,057	14.3	51	1	14/6
1999	Ismail, Raghib	80	1,097	13.7	76t	6	12/8
2000	McKnight, James	52	926	17.8	48	2	61/31
2001	Ismail, Raghib	53	834	15.7	80t	2	54/24
2002	Galloway, Joey	61	908	14.9	80t	6	39/18
2003	Anderson, Richie	69	493	7.1	37	4	21/10
2004	Witten, Jason	87	980	11.3	42t	6	11/7

* Rookie

PUNTING

Year	Player	No.	Yards	Avg.	TB	IN20	Long	Had Blk	NET	NFL/NFC Rank
1960	Sherer, Dave	57	2,420	42.5	4	15	67	0	39.5	7
1961	*Green, Allen	60	2,236	37.3	3	6	53	1	32.5	14
1962	Baker, Sam	57	2,589	45.4	4	13	72	0	40.7	3
1963	Baker, Sam	71	3,138	44.2	4	13	64	0	40.6	7
1964	*Lothridge, Billy	62	2,501	40.3	5	17	75	0	38.1	15
1965	Villanueva, Danny	60	2,505	41.8	8	11	58	0	37.9	10
1966	Villanueva, Danny	64	2,551	39.9	3	14	58	1	36.7	13
1967	Villanueva, Danny	67	2,707	40.4	4	9	57	0	35.2	9
1968	Widby, Ron	59	2,415	40.9	7	17	84	0	36.4	5
1969	Widby, Ron	63	2,729	43.3	4	9	62	0	37.2	2
1970	Widby, Ron	68	2,847	41.9	6	10	59	1	35.4	10/2
1971	Widby, Ron	55	2,329	42.3	6	8	59	1	35.3	8/3
1972	*Bateman, Marv	51	1,949	38.2	3	4	61	0	36.2	24/13
1973	Bateman, Marv	53	2,290	43.2	5	14	62	2	37.1	11/7
1974	*Carrell, Duane	40	1,591	39.8	5	15	59	0	31.4	11/5
1975	*Hoopes, Mitch	67	2,676	39.9	8	15	55	1	33.2	16/9
1976	White, Danny	70	2,690	38.4	12	13	54	2	30.5	20/9
1977	White, Danny	80	3,171	39.6	10	25	57	1	33.2	12/8
1978	White, Danny	76	3,076	40.5	11	16	56	1	33.1	8/5
1979	White, Danny	76	3,168	41.7	9	21	73	0	36.0	4/2
1980	White, Danny	71	2,903	40.9	11	17	58	0	34.9	10/5
1981	White, Danny	81	3,284	40.8	7	19	60	0	36.0	14/8
1982	White, Danny	37	1,542	41.7	2	6	56	0	37.4	8/5
1983	White, Danny	38	1,543	40.6	3	6	50	1	32.9	DNQ
1984	White, Danny	82	3,151	38.4	8	21	54	0	34.6	28/14
1985	Saxon, Mike	81	3,396	41.9	10	20	57	1	35.5	13/8
1986	Saxon, Mike	86	3,498	40.7	10	28	58	1	34.5	15/9
1987	Saxon, Mike	68	2,685	39.5	5	20	63	0	34.2	20/10
1988	Saxon, Mike	80	3,271	40.9	15	24	55	0	34.2	10/4
1989	Saxon, Mike	79	3,233	40.9	6	19	56	2	34.3	10/6
1990	Saxon, Mike	79	3,413	43.2	8	20	62	0	35.6	4/2
1991	Saxon, Mike	57	2,426	42.6	5	16	64	0	36.8	11/6
1992	Saxon, Mike	61	2,620	43.0	9	19	58	0	33.5	9/5
1993	*Jett, John	56	2,342	41.8	3	22	59	0	37.7	21/10
1994	Jett, John	70	2,935	41.9	4	26	58	0	35.4	14/6
1995	Jett, John	53	2,166	40.9	6	17	58	0	34.5	24/12
1996	Jett, John	74	3,150	42.6	9	22	60	0	36.8	18/8
1997	*Gowin, Toby	86	3,592	41.8	9	26	72	0	35.4	27/13
1998	Gowin, Toby	77	3,342	43.4	14	31	65	1	36.6	17/7
1999	Gowin, Toby	81	3,500	43.2	10	24	64	0	35.1	7/2
2000	*Knorr, Micah	58	2,485	42.8	8	12	60	0	35.8	11/4
2001	Knorr, Micah	78	3,135	40.2	6	25	57	3	31.1	27/15
2002	Knorr, Micah	47	1,928	41.0	4	11	56	0	35.1	21/12
2003	Gowin, Toby	94	3,665	39.0	8	25	59	0	34.9	28/15
2004	McBriar, Mat	75	3,182	42.4	7	22	68	0	35.1	14/7

SCORING

Year	Player	TD	PAT	TWO PT	FG	Tot.	NFL/NFC Rank
1960	Cone, Fred	0	21	-	6	39	27
1961	Clarke, Frank	9	0	-	0	54	22
1962	Baker, Sam	0	50	-	14	92	6
1963	Baker, Sam	0	38	-	9	65	14
1964	*Van Raaphorst, Dick	0	28	-	14	70	13
1965	Villanueva, Danny	0	37	-	16	85	10
1966	Villanueva, Danny	0	56	-	17	107	2
1967	Hayes, Bob	11	0	-	0	66	16
	Reeves, Dan	11	0	-	0	66	
1968	Clark, Mike	0	54	-	17	105	2
1969	Clark, Mike	0	43	-	20	103	2
1970	Clark, Mike	0	35	-	18	89	12/8
1971	Clark, Mike	0	47	-	13	86	13/7
1972	Fritsch, Toni	0	36	-	21	99	7/3
1973	Fritsch, Toni	0	43	-	18	97	11/7
1974	*Herrera, Efren	0	33	-	8	57	26/9
1975	Fritsch, Toni	0	38	-	22	104	3/2
1976	Herrera, Efren	0	34	-	18	88	6/4
1977	Herrera, Efren	0	39	-	18	93	3/2
1978	Septien, Rafael	0	46	-	16	94	5/2
1979	Septien, Rafael	0	40	-	19	97	8/3
1980	Septien, Rafael	0	59	-	11	92	13/6
1981	Septien, Rafael	0	40	-	27	121	1/1
1982	Septien, Rafael	0	28	-	10	58	11/5
1983	Septien, Rafael	0	57	-	22	123	5/5
1984	Septien, Rafael	0	33	-	23	102	13/6
1985	Septien, Rafael	0	42	-	19	99	17/8

* Rookie

SCORING (cont.)

Year	Player	TD	PAT	TWO PT	FG	Tot.	NFL/NFC Rank
1986	Septien, Rafael	0	43	-	15	88	20/9
1987	Ruzek, Roger	0	26	-	22	92	5/3
1988	Ruzek, Roger	0	27	-	12	63	36/17
1989	Ruzek, Roger	0	14	-	5	29	DNQ
1990	*Willis, Ken	0	26	-	18	80	25/13
1991	Willis, Ken	0	37	-	27	118	3/2
1992	*Elliott, Lin	0	47	-	24	119	4/3
1993	Murray, Eddie	0	38	-	28	122	6/3
1994	Smith, Emmitt	22	0	-	0	132	2/1
1995	Smith, Emmitt	25	0	0	0	150	1/1
1996	Boniol, Chris	0	24	0	32	120	6/4
1997	Cunningham, Richie	0	24	0	34	126	2/1
1998	Cunningham, Richie	0	40	0	29	127	5/3
1999	Smith, Emmitt	13	0	0	0	78	31/15
2000	*Seder, Tim	1	27	0	25	108	14/7
2001	Seder, Tim	1	12	0	11	51	53/23
2002	*Cundiff, Billy	0	25	0	12	61	43/20
2003	Cundiff, Billy	0	30	0	23	99	23/12
2004	Cundiff, Billy	0	31	0	20	91	26/12

FIELD GOALS

Year	Player	Att.	Made	Pct.	Long	NFL/NFC Rank
1960	Cone, Fred	13	6	.462	45	12
1961	Bielski, Dick	9	6	.667	42	13
1962	Baker, Sam	27	14	.519	53	3
1963	Baker, Sam	20	9	.450	53	12
1964	*Van Raaphorst, Dick	29	14	.483	43	8
1965	Villaneuva, Danny	27	16	.593	41	7
1966	Villaneuva, Danny	31	17	.548	37	8
1967	Villaneuva, Danny	23	9	.391	34	14
1968	Clark, Mike	29	17	.586	50	7
1969	Clark, Mike	36	20	.555	47	5
1970	Clark, Mike	27	18	.667	43	7/4
1971	Clark, Mike	25	13	.520	48	19/9
1972	Fritsch, Toni	36	21	.583	54	18/8
1973	Fritsch, Toni	28	18	.643	37	12/4
1974	*Herrera, Efren	13	6	.615	39	11/5
1975	Fritsch, Toni	35	22	.629	43	14/8
1976	Herrera, Efren	23	18	.783	46	1/1
1977	Herrera, Efren	29	18	.621	52	12/1
1978	Septien, Rafael	26	16	.615	48	17/9
1979	Septien, Rafael	29	19	.655	51	9/4
1980	Septien, Rafael	17	11	.647	52	13/7
1981	Septien, Rafael	35	27	.771	47	4/3
1982	Septien, Rafael	14	10	.714	53	13/6
1983	Septien, Rafael	27	22	.815	47	7/3
1984	Septien, Rafael	29	23	.793	52	4/3
1985	Septien, Rafael	28	19	.679	53	18/9
1986	Septien, Rafael	21	15	.714	50	11/5
1987	Ruzek, Roger	25	22	.880	49	2/1
1988	Ruzek, Roger	22	12	.546	50	25/14
1989	Zendejas, Luis	9	5	.556	47	DNQ
1990	*Willis, Ken	25	18	.720	49	17/8
1991	Willis, Ken	39	27	.692	54	21/11
1992	*Elliott, Lin	35	24	.686	53	18/10
1993	Murray, Eddie	33	28	.848	52	5/3
1994	*Boniol, Chris	29	22	.759	47	18/6
1995	Boniol, Chris	28	27	.964	45	1/1
1996	Boniol, Chris	36	32	.889	52	1/2
1997	Cunningham, Richie	37	34	.919	53	2/1
1998	Cunningham, Richie	35	29	.829	54	11/5
1999	Cunningham, Richie	22	12	.545	47	30/15
2000	*Seder, Tim	33	25	.758	48	20/11
2001	Hilbert, Jon	15	11	.733	43	31/15
2001	Seder, Tim	17	11	.647	46	
2002	*Cundiff, Billy	19	12	.632	48	30/15
2003	Cundiff, Billy	29	23	.793	52	16/6
2004	Cundiff, Billy	26	20	.769	49	25/12

KICKOFF RETURNS

Year	Player	No.	Yds.	Avg.	Long	TD	NFL/NFC Rank
1960	Franckhauser, Tom	25	509	19.8	46	0	19
1961	*Marsh, Amos	26	667	25.7	79	0	13
1962	Marsh, Amos	29	725	25.0	101t	1	10
1963	*Stiger, Jim	18	432	24.0	66	0	12

* Rookie

KICKOFF RETURNS (cont.)

Year	Player	No.	Yds.	Avg.	Long	TD	NFL/NFC Rank
1964	*Renfro, Mel	40	1,017	25.4	65	0	7
1965	Renfro, Mel	21	630	30.0	100t	1	4
1966	Renfro, Mel	19	487	25.6	87t	1	9
1967	Garrison, Walt	20	366	18.3	36	0	23
1968	Baynham, Craig	23	590	25.7	40	0	7
1969	*Flowers, Richmond	11	283	25.7	30	0	29
1970	*Thomas, Duane	19	416	21.9	33	0	23/10
1971	Harris, Cliff	29	823	28.4	77	0	4/4
1972	Harris, Cliff	26	615	23.7	44	0	23/11
1973	Montgomery, Mike	6	175	29.2	63	0	DNO
1974	*Morgan, Dennis	35	823	23.5	43	0	21/11
1975	Pearson, Preston	16	391	24.4	42	0	13/7
1976	*Johnson, Butch	28	693	24.8	74	0	11/5
1977	Johnson, Butch	22	536	24.4	64	0	9/5
1978	Johnson, Butch	29	603	20.8	56	0	27/12
1979	*Springs, Ron	38	780	20.5	70	0	25/12
1980	*Jones, James	32	720	22.5	41	0	11/6
1981	Jones, James	27	517	19.1	33	0	36/17
1982	Fellows, Ron	16	359	22.4	35	0	16/9
1983	Fellows, Ron	43	855	19.9	53	0	26/12
1984	Allen, Gary	33	666	20.2	34	0	24/11
1985	*Lavette, Robert	34	682	20.1	34	0	27/13
1986	Lavette, Robert	36	699	19.4	37	0	27/12
1987	Clack, Darryl	29	635	21.9	48	0	9/7
1988	Burbage, Cornell	20	448	22.4	53	0	9/2
1989	*Dixon, James	47	1,181	25.1	97t	1	5/2
1990	Dixon, James	36	736	20.4	47	0	13/7
1991	Wright, Alexander	21	514	24.5	102t	1	3/2
1992	Martin, Kelvin	24	503	21.0	59	0	13/10
1993	*Williams, Kevin	31	689	22.2	49	0	8/6
1994	Williams, Kevin	43	1,148	26.7	87t	1	4/3
1995	Williams, Kevin	49	1,108	22.6	43	0	16/6
1996	Walker, Herschel	27	779	28.9	89	0	2/2
1997	Walker, Herschel	50	1,167	23.3	49	0	16/10
1998	Mathis, Kevin	25	621	24.8	42	0	13/6
1999	Tucker, Jason	22	613	27.9	79	0	2/2
2000	Tucker, Jason	51	1,099	21.5	90	0	27/13
2001	Swinton, Reggie	56	1,327	23.7	77	0	9/7
2002	Swinton, Reggie	28	697	24.9	100t	1	10/6
2003	*Smith, Zuriel	23	495	21.5	54	0	26/14
2004	Lee, ReShard	41	964	23.5	62	0	13/7

PUNT RETURNS

Year	Player	No.	Yds.	Avg.	Long	TD	NFL/NFC Rank
1960	Butler, Bill	13	131	10.1	46	0	2
1961	*Marsh, Amos	14	71	5.1	19	0	14
1962	Lockett, J.W.	8	45	5.6	17	0	14
1963	*Stiger, Jim	14	141	10.1	45	0	6
1964	*Renfro, Mel	32	418	13.1	69t	1	3
1965	Renfro, Mel	24	145	6.0	35	0	9
1966	Hayes, Bob	17	106	6.2	18	0	7
1967	Hayes, Bob	24	276	11.5	69t	1	2
1968	Hayes, Bob	15	312	20.8	90t	2	1
1969	Hayes, Bob	18	179	9.9	50	0	3
1970	Hayes, Bob	15	116	7.7	34	0	20/7
1971	Harris, Cliff	17	129	7.6	35	0	11/4
1972	Harris, Cliff	19	78	4.1	21	0	21/11
1973	*Richards, Golden	21	139	6.6	46	0	23/10
1974	*Morgan, Dennis	19	287	15.1	98t	1	3/2
1975	Richards, Golden	28	288	10.3	43t	1	12/5
1976	*Johnson, Butch	45	489	10.9	55	0	8/4
1977	Johnson, Butch	50	423	8.5	38	0	20/7
1978	Johnson, Butch	51	401	7.9	23	0	18/9
1979	*Wilson, Steve	35	236	6.8	13	0	20/7
1980	*Jones, James	54	548	10.1	52	0	5/4
1981	Jones, James	33	188	5.7	17	0	28/14
1982	Fellows, Ron	25	189	7.6	17	0	18/8
1983	Hill, Rod	30	232	7.7	37	0	20/10
1984	Allen, Gary	54	446	8.3	18	0	16/8
1985	Bates, Bill	22	152	6.9	21	0	20/8
1986	Banks, Gordon	27	160	5.9	20	0	22/11
1987	*Martin, Kelvin	22	216	9.8	38	0	12/7
1988	Martin, Kelvin	44	360	8.2	21	0	17/7
1989	Shepard, Derrick	24	160	6.7	17	0	-
1990	Shepard, Derrick	20	121	6.1	13	0	20/13
1992	Martin, Kelvin	42	532	12.7	79t	2	2/2
1991	Martin, Kelvin	21	244	11.6	85t	1	3/3
1993	*Williams, Kevin	36	381	10.6	64t	2	8/3

* Rookie

PUNT RETURNS (cont.)

Year	Player	No.	Yds.	Avg.	Long	TD	NFL/NFC	
							Rank	
1994	Williams, Kevin	39	349	8.9	83t	1	13/6	
1995	Williams, Kevin	18	166	9.2	30	0	DNQ	
1996	Martin, Kelvin	41	373	9.1	22	0	16/7	
1997	Sanders, Deion	33	407	12.3	83t	1	5/3	
1998	Sanders, Deion	24	375	15.6	69t	2	1/1	
1999	Sanders, Deion	30	344	11.5	76	1	7/4	
2000	McGarity, Wane	30	353	11.8	64t	2	8/3	
2001	Swinton, Reggie	31	414	13.4	65t	1	3/2	
2002	Galloway, Joey	15	181	12.1	71	0	DNQ	
2003	Galloway, Joey	20	178	8.9	36	0	20/8	
2004	*Frazier, Lance	24	229	9.5	55	0	11/5	

INTERCEPTIONS

Year	Player	No.	Yds.	Avg.	Long	TD	NFL/NFC	
							Rank	
1960	Bishop, Don	3	13	4.3	13	0	25	
	Franchhauser, Tom	3	11	3.7	9	0		
1961	Bishop, Don	8	172	21.5	57	0	2	
1962	Bishop, Don	6	134	22.3	44	0	9	
1963	Green, Cornell	7	211	30.1	55	0	6	
1964	*Renfro, Mel	7	110	15.7	39t	1	4	
1965	Green, Cornell	3	49	16.3	43	0	27	
	Livingston, Warren	3	5	1.7	5	0		
	*Logan, Obert	3	5	1.7	3	0		
1966	Green, Cornell	4	88	22.0	41	1	21	
1967	Green, Cornell	7	52	7.4	28	0	7	
	Renfro, Mel	7	38	5.4	30	0		
1968	Howley, Chuck	6	115	19.2	58	1	11	
1969	Renfro, Mel	10	118	11.8	41	0	1	
1970	*Waters, Charlie	5	45	9.0	20	0	16/9	
1971	Adderley, Herb	6	182	30.3	46	0	9/4	
1972	Waters, Charlie	6	132	22.0	56	1	7/3	
1973	Jordan, Lee Roy	6	78	13.0	31t	1	4/2	
1974	Harris, Cliff	3	8	2.7	8	0	42/20	
1975	Jordan, Lee Roy	6	80	13.3	38	0	7/4	
1976	Washington, Mark	4	49	12.3	22	0	24/11	
1977	Harris, Cliff	5	7	1.4	7	0	16/7	
1978	Barnes, Benny	5	72	14.4	38	0	25/14	
1979	Hughes, Randy	2	91	45.5	68	0	93/45	
	Harris, Cliff	2	35	17.5	20	0		
	Barnes, Benny	2	20	10.0	11	0		
	Lewis, D.D.	2	8	4.0	5	0		
	Kyle, Aaron	2	0	0.0	0	0		
1980	Thurman, Dennis	5	114	22.8	78t	1	24/10	
	Waters, Charlie	5	78	15.6	29	0		
1981	*Walls, Everson	11	133	12.1	33	0	1/1	
1982	Walls, Everson	7	61	8.7	37	0	1/1	
1983	Thurman, Dennis	6	49	8.2	34	0	15/8	
1984	Downs, Michael	7	126	18.0	27t	1	4/2	
1985	Walls, Everson	9	31	3.4	19	0	1/1	
1986	Downs, Michael	6	54	9.0	31	0	11/7	
1987	Walls, Everson	5	38	7.6	30	0	7/4	
1988	Williams, Robert	2	18	9.0	12	0	81/47	
	Downs, Michael	2	3	1.5	3	0		
	Walls, Everson	2	0	0.0	0	0		
1989	Lockhart, Eugene	2	14	7.0	12	0	81/41	
1990	Holt, Issiac	3	72	24.0	64t	1	33/17	
	Washington, James	3	24	8.0	13	0		
1991	Holt, Issiac	4	2	0.5	2	0	23/13	
1992	Washington, James	3	31	10.3	16	0	43/20	
	Gant, Kenneth	3	19	6.3	11	0		
1993	Smith, Kevin	6	56	9.3	32t	1	7/2	
1994	Woodson, Darren	5	140	28.0	94t	1	10/5	
	Washington, James	5	43	8.6	25	0		
1995	Brown, Larry	6	124	20.7	65t	2	5/4	
	Marion, Brock	6	40	6.7	32t	1		
1996	Smith, Kevin	5	45	9.0	24	0	11/6	
	Woodson, Darren	5	43	8.6	21	0		
1997	Sanders, Deion	2	81	40.5	50t	1	51/34	
	*Stoutmire, Omar	2	8	4.0	8	0		
1998	Sanders, Deion	5	153	30.6	71t	1	14/5	
1999	Coakley, Dexter	4	119	29.8	46t	1	25/12	
2000	Sparks, Phillippi	5	59	11.8	43	0	17/9	
2001	Woodson, Darren	3	11	3.7	6	0	35/21	
2002	*Williams, Roy	5	90	18.0	85t	2	10/4	
	*Ross, Derek	5	17	3.4	12	0		
2003	*Newman, Terence	4	23	5.8	25	0	21/10	
2004	Newman, Terence	4	31	7.8	21	0	21/10	

* Rookie

TACKLES

Year	Player	Solo	Assists	Total
1979	Breunig, Bob	81	- 86	167
1980	Breunig, Bob	69	- 60	129
1981	Breunig, Bob	63	- 51	114
1982	Downs, Michael	49	- 21	70
1983	Breunig, Bob	69	- 57	126
1984	Downs, Michael	96	- 40	136
1985	Lockhart, Eugene	69	- 59	128
1986	Lockhart, Eugene	77	- 44	121
1987	Downs, Michael	58	- 28	86
1988	Bates, Bill	85	- 39	124
1989	Lockhart, Eugene	154	- 68	222
1990	Lockhart, Eugene	72	- 67	139
1991	Del Rio, Jack	77	- 53	130
1992	Norton, Ken	64	- 56	120
1993	Norton, Ken	93	- 66	159
1994	Jones, Robert	83	- 79	162
1995	Woodson, Darren	90	- 54	144
1996	Strickland, Fred	87	- 66	153
1997	Marion, Brock	92	- 66	158
1998	Woodson, Darren	74	- 62	136
1999	Godfrey, Randall	95	- 48	143
2000	Hambrick, Darren	78	- 76	154
2001	Nguyen, Dat	104	- 68	172
2002	Coakley, Dexter	99	- 74	173
2003	Nguyen, Dat	93	- 47	140
2004	Nguyen, Dat	93	- 42	135

Largest Margin

VICTORY

- 49 pts, (56-7) vs. Philadelphia, Oct. 9, 1966
- 46 pts, (59-13) @ Detroit, Sept. 15, 1968
- 45 pts, (52-7) vs. N.Y. Giants, Sept. 18, 1966
- 45 pts, (59-14) vs. San Fran., Oct. 12, 1980
- 44 pts, (51-7) vs. Seattle, Nov. 27, 1980
- 42 pts, (52-10) vs. Houston, Dec. 20, 1970
- 42 pts, (52-10) vs. N.Y. Jets, Dec. 4, 1971
- 41 pts, (48-7) vs. Arizona, Oct. 22, 2000
- 38 pts, (38-0) @ Baltimore, Sept. 4, 1978
- 37 pts, (40-3) @ New Orleans, Sept. 24, 1973
- 37 pts, (37-0) vs. Detroit, Oct. 30, 1977

DEFEAT

- 44 pts, (44-0) vs. Chicago, Nov. 17, 1985
- 41 pts, (48-7) vs. Cleveland, Oct. 16, 1960
- 41 pts, (54-13) @ Minnesota, Oct. 18, 1970
- 40 pts, (43-3) vs. Minnesota, Nov. 13, 1988
- 38 pts, (45-7) vs. Baltimore, Oct. 30, 1960
- 38 pts, (38-0) vs. St. Louis, Nov. 16, 1970
- 36 pts, (43-7) vs. Philadelphia, Oct. 22, 1961
- 34 pts, (41-7) @ Green Bay, Nov. 13, 1960
- 33 pts, (36-3) vs. Philadelphia, Nov. 18, 2001
- 32 pts, (52-20) @ St. Louis, Dec. 9, 1962
- 32 pts, (42-10) @ Cleveland, Nov. 2, 1969

SACKS

Year	Player	Sacks
1960	Gonzaga, John	2.0
1961	Borden, Nate	3.0
	Howley, Chuck	3.0
	Lilly, Bob	3.0
1962	Lilly, Bob	10.0
1963	Lilly, Bob	5.0
1964	Andrie, George	12.5
1965	Andrie, George	14.5
1966	Andrie, George	18.5
1967	Andrie, George	11.5
1968	Pugh, Jethro	15.5
1969	Pugh, Jethro	13.0
1970	Pugh, Jethro	13.5
1971	Pugh, Jethro	13.0
1972	Pugh, Jethro	7.5
1973	Toomay, Pat	10.5
1974	Martin, Harvey	7.5
1975	Martin, Harvey	9.5
1976	Martin, Harvey	14.5
1977	Martin, Harvey	23.0
1978	White, Randy	16.0
1979	Martin, Harvey	8.5
1980	Martin, Harvey	12.0
1981	Jones, Ed	9.5
1982	Martin, Harvey	8.0
1983	White, Randy	12.5
1984	White, Randy	12.5
1985	Jones, Ed	13.0
1986	Jeffcoat, Jeff	14.0
1987	Jones, Ed	10.0
1988	Cobb, Reggie	7.5
	Noonan, Danny	7.5
1989	Jeffcoat, Jim	11.5
1990	Stubbs, Daniel	7.5
	Jones, Jimmie	7.5
1991	Tolbert, Tony	7.0
1992	Jeffcoat, Jim	10.5
1993	Tolbert, Tony	7.5
1994	Haley, Charles	12.5
1995	Haley, Charles	10.5
1996	Tolbert, Tony	12.0
1997	Carver, Shante	6.0
1998	Pittman, Kavika	6.0
1999	Ellis, Greg	7.5
2000	Ekuban, Ebenezer	6.5
2001	Ellis, Greg	6.0
2002	Ellis, Greg	7.5
2003	Ellis, Greg	8.0
2004	Ellis, Greg	9.0

Temperature at Kickoff

COWBOYS WARMEST GAMES

DATE	TEAM	W/L	SCORE	TEMP.
9/3/00	Philadelphia	L	14-21	109°
9/7/97	@ Arizona	L	22-25	101°
9/10/00	@ Arizona	L	31-32	100°
9/20/92	Phoenix	W	31-20	99°
9/13/81	St. Louis	W	30-17	98°
9/12/88	@ Phoenix	W	17-14	98°
9/12/93	Buffalo	L	10-13	97°
9/6/98	Arizona	W	38-10	97°
9/16/90	N.Y. Giants	L	7-28	96°
9/21/80	Tampa Bay	W	28-17	95°
9/15/97	Philadelphia	W	21-20	95°

Playoffs

1/14/96	Green Bay	W	38-27	72°
12/19/76	L.A. Rams	L	12-14	71°
1/21/79	*Pittsburgh	L	31-35	71°
1/17/71	*Baltimore	L	13-16	70°
*@ Miami				

COWBOYS COLDEST GAMES

DATE	TEAM	W/L	SCORE	TEMP.
12/15/63	@ St. Louis	W	28-24	16°
12/6/92	@ Denver	W	31-27	19°
12/10/95	@ Phila.	L	17-20	19°
12/16/89	@ N.Y. Giants	L	0-15	20°
12/15/68	@ N.Y. Giants	W	28-10	21°
12/11/60	@ Detroit	L	14-23	22°
12/16/73	@ St. Louis	W	30-3	22°
11/23/97	@ Green Bay	L	17-45	22°
12/19/81	@ N.Y. Giants	L	10-13	25°
12/9/61	@ St. Louis	L	20-52	26°
12/21/75	@ N.Y. Jets	W	31-21	28°

Coldest regular season home game:

11/25/93	Miami	L	14-16	32°
----------	-------	---	-------	-----

Playoffs

12/31/67	@ Green Bay	L	17-21	-13°
1/11/81	@ Philadelphia	L	7-20	16°
1/7/96	Philadelphia	W	30-11	26°
12/28/75	@ Minnesota	W	17-14	27°
12/26/83	L.A. Rams	L	17-27	27°

Cowboys Individual Records

1960 — 12 games; 1961-77 — 14 games; 1978-2004 — 16 games.

NOTE: The 1982 regular season was reduced to nine games and the 1987 season to 15 games due to players' strikes.

SERVICE

Most Seasons

- 15 Ed Jones, 1974-78, 1980-89
- 15 Bill Bates, 1983-97
- 15 Mark Tuinei, 1983-97
- 14 Bob Lilly, 1961-74
- 14 Lee Roy Jordan, 1963-76
- 14 Mel Renfro, 1964-77
- 14 Jethro Pugh, 1965-78
- 14 Randy White, 1975-88
- 14 Tom Ralfferty, 1976-89

Most Games Played

- 224 Ed Jones, 1974-78, 1980-89
- 217 Bill Bates, 1983-97
- 209 Randy White, 1975-88

Most Consecutive Games Played

- 196 Bob Lilly, 1961-74
- 176 Dale Hellestrae, 1990-2000
- 168 Cornell Green, 1962-74

Most Games Started

- 203 Ed Jones, 1974-78, 1980-89
- 199 Emmitt Smith, 1990-2002
- 194 Bob Lilly, 1961-74

Most Consecutive Games Started

- 154 Lee Roy Jordan, 1966-76
- 145 Cornell Green, 1964-74
- 135 Bob Lilly, 1965-74
- 135 D.D. Lewis, 1972-81

SCORING

Most Seasons Leading Team

- 9 Rafael Septien, 1978-86
- 4 Mike Clark, 1968-71
- 3 Roger Ruzek, 1987-89
- 3 Emmitt Smith, 1994-95, 1999
- 3 Billy Cundiff, 2002-2004

Most Consecutive Seasons Leading Team

- 9 Rafael Septien, 1978-86
- 4 Mike Clark, 1968-71
- 3 Roger Ruzek, 1987-89
- 3 Billy Cundiff, 2002-2004

POINTS

Career

- 966 Emmitt Smith, 1990-2002 (164-ld, 1-2pt)
- 874 Rafael Septien, 1978-86 (388-pat, 162-fg)
- 516 Tony Dorsett, 1977-87 (86-td)

Season

- 150 Emmitt Smith, 1995 (25-ld)
- 132 Emmitt Smith, 1994 (22-ld)
- 127 Chris Boniol, 1995 (46-pat, 27-fg)
- 127 Richie Cunningham, 1998 (40-pat, 29-fg)

Most Seasons, 100 or More Points

- 3 Rafael Septien, 1981, 1983-84
- 3 Emmitt Smith, 1992, 1994-95
- 3 Chris Boniol, 1994-96
- 2 Mike Clark, 1968-69
- 2 Richie Cunningham, 1997-98

Season, Rookie

- 119 Lin Elliott, 1992 (47-pat, 24-fg)
- 114 Chris Boniol, 1994 (48-pat, 22-fg)
- 108 Tim Seder, 2000 (27-pat, 25-fg, 1-TD)

Game

- 24 Dan Reeves, vs. Atlanta, 11/5/67 (4 TDs)
- 24 Bob Hayes, vs. Houston, 12/20/70 (4 TDs)
- 24 Calvin Hill, @ Buffalo, 9/19/71 (4 TDs)
- 24 Duane Thomas, vs. St. Louis, 12/18/71 (4 TDs)
- 24 Emmitt Smith, vs. Phoenix, 12/16/90 (4 TDs)
- 24 Emmitt Smith, @ N.Y. Giants, 9/4/95 (4 TDs)

Game, Opponent

- 24 Dick James, @ Washington, 12/17/61
- 24 Harold Jackson, @ Rams, 10/14/73
- 24 Sterling Sharpe, vs. Green Bay, 11/24/94

Most Consecutive Games Scoring

- 111 Rafael Septien, 1978-85
- 48 Chris Boniol, 1994-96
- 44 Richie Cunningham, 1997-99

TOUCHDOWNS

Most Seasons Leading Team

- 11 Emmitt Smith, 1990-96, 1998-2001
- 7 Tony Dorsett, 1977-78, 1980, 1982-85
- 4 Bob Hayes, 1965, 1967-68, 1970
- 4 Herschel Walker, 1986-89

Most Consecutive Seasons Leading Team

- 7 Emmitt Smith, 1990-96
- 4 Tony Dorsett, 1982-85
- 4 Herschel Walker, 1986-89
- 4 Emmitt Smith, 1998-2001

Career

- 164 Emmitt Smith, 1990-2002 (153-r, 11-p)
- 86 Tony Dorsett, 1977-87 (72-r, 13-p, 1-ret.)
- 76 Bob Hayes, 1965-74 (2-r, 71-p, 3-ret.)

Season

- 25 Emmitt Smith, 1995 (25-r)
- 22 Emmitt Smith, 1994 (21-r, 1-p)
- 19 Emmitt Smith, 1992 (18-r, 1p)

Season, Rookie

- 13 Bob Hayes, 1965 (1-r, 12-p)
- 13 Tony Dorsett, 1977 (12-r, 1-p)
- 11 Emmitt Smith, 1990 (11-r)

Game

- 4 Dan Reeves, vs. Atlanta, 11/5/67 (2-r, 2-p)
- 4 Bob Hayes, vs. Houston, 12/20/70 (4-p)
- 4 Calvin Hill, @ Buffalo, 9/19/71 (4-r)
- 4 Duane Thomas, vs. St. Louis, 12/18/71 (3-r, 1-p)
- 4 Emmitt Smith, vs. Phoenix, 12/16/90 (4-r)
- 4 Emmitt Smith, @ N.Y. Giants, 9/4/95 (4-r)

Game, Opponent

- 4 Dick James, @ Wash., 12/17/61 (3-r, 1-p)
- 4 Harold Jackson, @ Rams, 10/14/73 (4-p)
- 4 Sterling Sharpe, vs. Green Bay, 11/24/94 (4-p)

Most Consecutive Games Scoring Touchdown

- 11 Emmitt Smith, 1994-95
- 11 Emmitt Smith, 1995
- 9 Emmitt Smith, 1993-94
- 9 Emmitt Smith, 1998-99

POINTS AFTER TOUCHDOWN

Most Attempted, Career

- 398 Rafael Septien, 1978-86
- 182 Mike Clark, 1968-71, 1973
- 128 Danny Villanueva, 1965-67

Most Attempted, Season

- 60 Rafael Septien, 1980
- 59 Rafael Septien, 1983
- 56 Danny Villanueva, 1966

Most Attempted, Game

- 8 Danny Villanueva, vs. Philadelphia, 10/19/66
- 8 Mike Clark, vs. Detroit, 9/15/68
- 8 Rafael Septien, vs. San Francisco, 10/12/80

Most Attempted, Game, Opponent

- 7 Gerry Perry, @ St. Louis, 12/9/62
- 7 David Akers, vs. Philadelphia, 11/15/04
- 6 Ten times, last by Jason Elam, @ Denver, 9/13/98

Most Made, Career

- 388 Rafael Septien, 1978-86
- 180 Mike Clark, 1968-71, 1973
- 125 Danny Villanueva, 1965-67

Most Made, Season

- 59 Rafael Septien, 1980
- 57 Rafael Septien, 1983
- 56 Danny Villanueva, 1966

Most Made, Game

- 8 Rafael Septien, vs. San Francisco, 10/12/80
- 8 Mike Clark, vs. Detroit, 9/15/68
- 8 Danny Villanueva, vs. Philadelphia, 10/19/66

Most Made, Game, Opponent

- 7 Gerry Perry, @ St. Louis, 12/9/62
- 7 David Akers, vs. Philadelphia, 11/15/04
- 6 Ten times, last by Jason Elam, @ Denver, 9/13/98

Most Consecutive Made

- 100 Danny Villanueva, 1965-67
- 99 Mike Clark, 1969-1971
- 95 Richie Cunningham, 1997-99

Highest Percentage Made, Career (200 made)

- 97.5 Rafael Septien (398-388)

Most Made, No Misses, Season

- 56 Danny Villanueva, 1966
54 Mike Clark, 1968
48 Chris Boniol, 1994

FIELD GOALS**Most Attempted, Career**

- 226 Rafael Septien, 1978-88
119 Mike Clark, 1968-71, 1973
107 Toni Fritsch, 1971-73, 1975

Most Attempted, Season

- 39 Ken Willis, 1991
37 Richie Cunningham, 1997
36 Toni Fritsch, 1972
36 Mike Clark, 1969
36 Chris Boniol, 1996

Most Attempted, Game

- 8 Billy Cundiff, @ N.Y. Giants, 9/15/03
7 Mike Clark, @ Chicago, 11/24/68
7 Chris Boniol, vs. Green Bay, 11/18/96

Most Attempted, Opponent, Game

- 7 Sam Baker, @ Philadelphia, 12/5/65
6 Tommy Davis, vs. San Francisco, 11/20/60
6 Chester Marcol, @ Green Bay, 10/1/72
6 Bill Gramatica, @ Arizona, 10/13/02

Most Made, Career

- 162 Rafael Septien, 1978-88
81 Chris Boniol, 1994-96
75 Richie Cunningham, 1997-99

Most Made, Season

- 34 Richie Cunningham, 1997
32 Chris Boniol, 1996
29 Richie Cunningham, 1998

Most Made, Season, Rookie

- 25 Tim Seder, 2000
24 Lin Elliott, 1992
22 Chris Boniol, 1994

Most Made, Game

- 7 Chris Boniol, vs. Green Bay, 11/18/96
7 Billy Cundiff, @ N.Y. Giants, 9/15/03
5 Roger Ruzek, @ Rams, 12/21/87
5 Eddie Murray, vs. Green Bay, 10/3/93
5 Chris Boniol, vs. N.Y. Giants, 12/17/95
5 Richie Cunningham, @ Arizona, 9/7/97

Most Made, Opponent, Game

- 5 Morten Andersen, vs. Atlanta, 10/20/96
5 David Akers, vs. Philadelphia, 11/18/01
4 Many times, last by Shayne Graham,
@ Cincinnati, 11/7/04

Most Made, No Misses, Game

- 7 Chris Boniol, vs. Green Bay, 11/18/96
5 Roger Ruzek, @ Rams, 12/21/87
5 Eddie Murray, vs. Green Bay, 10/3/93
5 Chris Boniol, vs. N.Y. Giants, 12/17/95
5 Richie Cunningham, vs. Philadelphia, 9/15/97

Most Made, One Half

- 5 Chris Boniol, vs. Green Bay, 11/18/96
5 Billy Cundiff, @ N.Y. Giants, 9/15/03
4 Roger Ruzek, vs. N.Y. Giants, 11/2/87
4 Richie Cunningham, @ Arizona, 9/7/97

Most Made, One Quarter

- 4 Roger Ruzek, vs. N.Y. Giants, 11/2/87

Most Consecutive Field Goals Made

- 27 Chris Boniol, 1996
26 Chris Boniol, 1995-96
18 Richie Cunningham, 1997

Most Consecutive Games Made

- 12 Richie Cunningham, 1997
11 Lin Elliott, 1992-93
11 Chris Boniol, 1995-96
10 Mike Clark, 1969-70
10 Toni Fritsch, 1972-73
10 Toni Fritsch, 1975

Longest Field Goal

- 54 Toni Fritsch, @ N.Y. Giants, 9/24/72
54 Ken Willis, @ Cleveland, 9/1/91
54 Richie Cunningham, @ Denver, 9/13/98
53 Seven times, last by Richie Cunningham,
@ Pittsburgh, 8/31/97

Longest Field Goal, Opponent

- 59 Tony Franklin, vs. Philadelphia, 11/12/79
55 Fred Steinfert, @ Denver, 9/14/80
55 Chip Lohmiller, @ Washington, 9/23/90

Most Made, 50 or More Yards, Career

- 8 Rafael Septien, 1978-86
4 Ken Willis, 1990-91

Most Made, 50 or More Yards, Season

- 4 Ken Willis, 1991
3 Lin Elliott, 1992
3 Eddie Murray, 1993
3 Billy Cundiff, 2003

Most Made, 50 or More Yards, Game

- 2 Eddie Murray, @ Minnesota, 12/12/93

Highest Field Goal Percentage, Career (100 made)

- 71.7 Rafael Septien, 1978-86 (226-162)

Highest Field Goal Percentage, Season (Qualifiers)

- 96.4 Chris Boniol, 1995 (27-28)
91.9 Richie Cunningham, 1997 (34-37)
88.9 Chris Boniol, 1996 (32-36)

Highest Field Goal Percentage, Season, Rookie (Qualifiers)

- 75.9 Chris Boniol, 1994 (22-29)
75.8 Tim Seder, 2000 (25-33)
72.0 Ken Willis, 1990 (18-25)

SAFETIES**Most, Career**

- 2 Jethro Pugh, 1965-78
2 Benny Barnes, 1972-82
2 Harvey Martin, 1973-83

Most, Season

- 2 Benny Barnes, 1973

Most, Game

- 1 By many, last by Kenyon Coleman and
La Roi Glover, vs. Arizona, 10/5/03

RUSHING**Most Seasons Leading Team**

- 13 Emmitt Smith, 1990-2002
10 Tony Dorsett, 1977-86
7 Don Perkins, 1961-65, 1967-68

Most Consecutive Seasons Leading Team

- 13 Emmitt Smith, 1990-2002
10 Tony Dorsett, 1977-86
5 Don Perkins, 1961-65

Most Consecutive Games Leading Team

- 41 Emmitt Smith, 1994-96
32 Emmitt Smith, 1990-92
26 Herschel Walker, 1987-88

ATTEMPTS**Career**

- 4,052 Emmitt Smith, 1990-2002
2,755 Tony Dorsett, 1977-87
1,500 Don Perkins, 1961-68

Season

- 377 Emmitt Smith, 1995
373 Emmitt Smith, 1992
368 Emmitt Smith, 1994

Season, Rookie

- 241 Emmitt Smith, 1990
208 Tony Dorsett, 1977
204 Calvin Hill, 1969

Game

- 35 Emmitt Smith, vs. N.Y. Giants, 11/7/94
34 Emmitt Smith, @ Washington, 11/24/91
33 Troy Hambrick, @ Washington, 12/14/03
33 Julius Jones, vs. Chicago, 11/25/04

Game Opponent

- 40 Barry Sanders, vs. Detroit, 9/19/94
38 Walter Payton, vs. Chicago, 11/26/81
36 Charlie Garner, vs. San Francisco, 9/24/00

YARDS GAINED**Career**

- 17,162 Emmitt Smith, 1990-2002
12,036 Tony Dorsett, 1977-87
6,217 Don Perkins, 1961-68

Season

- 1,773 Emmitt Smith, 1995
1,713 Emmitt Smith, 1992
1,646 Tony Dorsett, 1981
1,563 Emmitt Smith, 1991
1,514 Herschel Walker, 1988

Season, Rookie

- 1,007 Tony Dorsett, 1977
 942 Calvin Hill, 1969
 937 Emmitt Smith, 1990

Game

- 237 Emmitt Smith, @ Philadelphia, 10/31/93
 206 Tony Dorsett, vs. Philadelphia, 12/4/77
 198 Julius Jones, @ Seattle, 12/6/04

Game, Rookie

- 206 Tony Dorsett, vs. Philadelphia, 12/4/77
 198 Julius Jones, @ Seattle, 12/6/04
 150 Calvin Hill, @ Washington, 11/16/69
 150 Julius Jones, vs. Chicago, 11/25/04

Game, Opponent

- 232 Jim Brown, vs. Cleveland, 9/22/63
 210 Warrick Dunn, @ Tampa Bay, 12/3/00
 206 Greg Bell, @ Buffalo, 11/18/84

Longest Run (All TDs)

- 99 Tony Dorsett, @ Minnesota, 1/3/83
 84 Herschel Walker, vs. Philadelphia, 12/14/86
 84 Tony Dorsett, vs. Philadelphia, 12/4/77

Longest Run, Opponent (All TDs)

- 90 Ahman Green, @ Green Bay, 10/24/04
 85 Greg Bell, @ Buffalo, 11/18/84
 77 Keith Byars, vs. Miami, 11/25/93

Most Seasons, 1,000 or More Yards

- 11 Emmitt Smith, 1991-2001
 8 Tony Dorsett, 1977-81, 1983-85
 2 Calvin Hill, 1972-73

Most Consecutive Seasons, 1,000 or More Yards

- 11 Emmitt Smith, 1991-2001
 5 Tony Dorsett, 1977-81
 3 Tony Dorsett, 1983-85

Most Games, 100 or More Yards, Career

- 76 Emmitt Smith, 1990-2002
 43 Tony Dorsett, 1977-87
 16 Calvin Hill, 1969-74

Most Games, 100 or More Yards, Season

- 11 Emmitt Smith, 1995
 9 Tony Dorsett, 1981
 9 Emmitt Smith, 1999
 8 Tony Dorsett, 1983
 8 Emmitt Smith, 1991

Most Consecutive Games, 100 or More Yards

- 4 Tony Dorsett, 1979
 4 Emmitt Smith, 1995
 4 Emmitt Smith, 1995
 3 seven times, last by Emmitt Smith, 2000

AVERAGE GAIN**Career (750 att.)**

- 4.37 Tony Dorsett, 1977-87 (2,755-12,036)
 4.32 Walt Garrison, 1966-74 (899-3,886)
 4.30 Calvin Hill, 1969-74 (1,166-5,009)

Season (Qualifiers)

- 5.57 Amos Marsh, 1962 (144-802)
 5.32 Duane Thomas, 1970 (151-803)
 5.25 Emmitt Smith, 1993 (283-1,486)

Game (10 att.)

- 12.1 Walt Garrison, vs. Washington, 12/9/72 (10-121)
 10.9 Amos Marsh, @ Washington, 11/4/62 (10-109)
 10.8 Dan Reeves, vs. Washington, 12/11/66 (10-108)

TOUCHDOWNS**Most Seasons Leading Team**

- 13 Emmitt Smith, 1990-2002
 7 Tony Dorsett, 1977, 1979-80, 1982-85
 6 Don Perkins, 1961-64, 1966-67

Most Consecutive Seasons Leading Team

- 13 Emmitt Smith, 1990-2002
 4 Don Perkins, 1961-64
 4 Tony Dorsett, 1982-85
 4 Herschel Walker, 1986-89

Career

- 153 Emmitt Smith, 1990-2002
 72 Tony Dorsett, 1977-87
 42 Don Perkins, 1961-88

Season

- 25 Emmitt Smith, 1995
 21 Emmitt Smith, 1994
 18 Emmitt Smith, 1992

Season, Rookie

- 12 Tony Dorsett, 1977
 11 Emmitt Smith, 1990
 8 Calvin Hill, 1969

Game

- 4 Calvin Hill, @ Buffalo, 9/19/71
 4 Emmitt Smith, vs. Phoenix, 12/16/90
 4 Emmitt Smith, @ N.Y. Giants, 9/4/95

Game, Opponent

- 3 Jim Taylor, @ Green Bay, 11/13/60
 3 Dick James, vs. Washington, 12/17/61
 3 Cleveland Gary, @ Rams, 11/18/90
 3 Terry Allen, @ Washington, 12/22/96
 3 Terrell Davis, @ Denver, 9/13/98

Most Consecutive Games Rushing for Touchdown

- 11 Emmitt Smith, 1994-95
 11 Emmitt Smith, 1995
 7 Emmitt Smith, 1994

PASSING**Most Seasons Leading Team**

- 12 Troy Aikman, 1989-2000
 8 Roger Staubach, 1971, 1973-79
 7 Danny White, 1980-85, 1987

Most Consecutive Seasons Leading Team

- 12 Troy Aikman, 1989-2000
 7 Roger Staubach, 1973-79
 6 Don Meredith, 1963-68
 6 Danny White, 1980-85

RATING**Highest, Career (1,500 att.)**

- 83.42 Roger Staubach, 1969-79
 81.71 Danny White, 1976-88
 81.62 Troy Aikman, 1989-2000

Highest, Season (Qualifiers)

- 104.8 Roger Staubach, 1971
 99.0 Troy Aikman, 1993
 94.6 Roger Staubach, 1973

Highest, Rookie, Season (Qualifiers)

- 66.3 Chad Hutchinson, 2002
 55.7 Troy Aikman, 1989

ATTEMPTS**Career**

- 4,715 Troy Aikman, 1989-2000
 2,958 Roger Staubach, 1969-79
 2,950 Danny White, 1976-88

Season

- 533 Danny White, 1983
 518 Troy Aikman, 1997
 505 Quincy Carter, 2003

Season, Rookie

- 293 Troy Aikman, 1989
 250 Chad Hutchinson, 2002
 219 Steve Walsh, 1989

Game

- 57 Troy Aikman, vs. Minnesota, 11/26/98
 53 Troy Aikman, @ Cincinnati, 12/14/97
 52 Troy Aikman, @ N.Y. Giants, 10/5/97

Game, Opponent

- 56 Warren Moon, @ Houston, 11/10/91
 56 Jake Plummer, @ Arizona, 11/15/98
 55 Jeff Garcia, vs. San Francisco, 12/8/02
 54 Neil Lomax, vs. St. Louis, 12/27/87
 54 Mark Rypien, vs. Washington, 11/22/90

COMPLETIONS**Career**

- 2,898 Troy Aikman, 1989-2000
 1,761 Danny White, 1976-88
 1,685 Roger Staubach, 1969-79

Season

- 334 Danny White, 1983
 302 Troy Aikman, 1992
 297 Vinny Testaverde, 2004

Season, Rookie

- 155 Troy Aikman, 1989
 127 Chad Hutchinson, 2002
 110 Steve Walsh, 1989

Game

- 34 Troy Aikman, @ N.Y. Giants, 10/5/97
 34 Troy Aikman, vs. Minnesota, 11/26/98
 33 Gary Hogeboom, @ Rams, 9/3/84
 33 Troy Aikman, @ Miami, 10/27/96

Game, Opponent

- 41 Warren Moon, @ Houston, 11/10/91
 36 Jeff Garcia, vs. San Francisco, 12/8/02
 31 Jake Plummer, @ Arizona, 11/15/98

Consecutive Passes Completed

- 14 Steve Pelluer, vs. Seattle, 11/27/86
 14 Randall Cunningham, vs. Philadelphia (1),
 9/3/00, @ Arizona (13), 9/10/00
 13 Troy Aikman, @ Atlanta, 12/21/92
 13 Troy Aikman, @ Oakland, 11/19/95
 13 Troy Aikman, @ Arizona, 11/15/98
 13 Quincy Carter, vs. Carolina (9), 11/23/03,
 vs. Miami (4), 11/27/03

COMPLETION PERCENTAGE**Career (1,500 att.)**

- 61.5 Troy Aikman, 1989-2000 (4,715-2,898)
 59.7 Danny White, 1976-88 (2,950-1,761)
 57.0 Roger Staubach, 1969-79 (2,958-1,685)

Season (Qualifiers)

- 69.1 Troy Aikman, 1993 (271-392)
 65.3 Troy Aikman, 1991 (363-237)
 64.8 Troy Aikman, 1995 (432-280)

Season, Rookie (Qualifiers)

- 52.9 Troy Aikman, 1989 (293-155)
 50.8 Chad Hutchinson, 2002 (250-127)

Game (20 attempts)

- 87.5 Danny White, @ Philadelphia, 11/6/83 (24-21)
 85.7 Troy Aikman, @ Atlanta, 12/21/92 (21-18)
 80.8 Troy Aikman, @ N.Y. Giants, 9/30/90 (26-21)

YARDS GAINED**Career**

- 32,942 Troy Aikman, 1989-2000
 22,700 Roger Staubach, 1969-79
 21,959 Danny White, 1976-88

Season

- 3,980 Danny White, 1983
 3,586 Roger Staubach, 1979
 3,532 Vinny Testaverde, 2004

Season, Rookie

- 1,749 Troy Aikman, 1989
 1,555 Chad Hutchinson, 2002
 1,371 Steve Walsh, 1989

Game

- 460 Don Meredith, @ San Francisco, 11/10/63
 455 Troy Aikman, vs. Minnesota, 11/26/98
 406 Don Meredith, @ Washington, 11/13/66

Game, Rookie

- 379 Troy Aikman, @ Phoenix, 11/12/89
 301 Chad Hutchinson, vs. Jacksonville, 11/24/02
 294 Steve Walsh, vs. San Francisco, 10/15/89

Game, Opponent

- 466 Bill Wade, vs. Chicago, 11/18/62
 465 Jake Plummer, @ Arizona, 11/15/98
 432 Phil Simms, @ N.Y. Giants, 10/6/85
 432 Warren Moon, @ Houston, 11/10/91

Most Seasons, 3,000 or More Passing Yards

- 5 Troy Aikman, 1992-93, 1995-97
 4 Danny White, 1980-81, 1983, 1985
 2 Roger Staubach, 1978-79

Most Games, 300 or More Passing Yards, Career

- 13 Troy Aikman, 1989-2000
 10 Danny White, 1976-88
 7 Don Meredith, 1960-68

Most Games, 300 or More Passing Yards, Season

- 3 Don Meredith, 1966
 3 Roger Staubach, 1979
 3 Danny White, 1983
 3 Vinny Testaverde, 2004

Most Consecutive Games, 300 or More Passing Yards

- 2 Don Meredith, 1963
 2 Vinny Testaverde, 2004

Longest Pass Completion (All TDs except as noted)

- 95 Don Meredith (to Hayes), vs. Wash., 11/13/66
 91 Roger Staubach (to Dorsett), vs. Balt., 9/4/78
 90 Troy Aikman (to Harper), @ San Francisco,
 11/13/94 (no TD)
 90 Troy Aikman (to Tucker), vs. N.Y. Giants, 1/20/00

Longest Pass Completion, Opponent (All TDs)

- 94 Norm Snead (to Rich Houston),
 @ N.Y. Giants, 9/24/72
 89 Kerry Collins (to Andre Hastings),
 @ New Orleans, 12/6/98
 88 Sonny Jurgensen (to Charley Taylor),
 @ Washington, 11/16/69

AVERAGE GAIN**Career (1,500 att.)**

- 7.67 Roger Staubach, 1969-79 (1,685-22,700)
 7.45 Don Meredith, 1960-68 (2,308-17,199)
 7.44 Danny White, 1976-88 (1,761-21,959)

Season (Qualifiers)

- 8.92 Roger Staubach, 1971 (211-1,882)
 8.79 Craig Morton, 1970 (207-1,819)
 8.67 Craig Morton, 1969 (302-2,619)

Game (20 att.)

- 15.15 Don Meredith, vs. Phila., 10/9/66 (26-394)
 14.92 Don Meredith, vs. N.Y. Giants, 9/18/66 (24-358)
 14.00 Don Meredith, @ Wash., 11/13/66 (29-406)

TOUCHDOWNS**Career**

- 165 Troy Aikman, 1989-2000
 155 Danny White, 1976-88
 153 Roger Staubach, 1969-79

Season

- 29 Danny White, 1983
 28 Danny White, 1980
 27 Roger Staubach, 1979

Season, Rookie

- 9 Troy Aikman, 1989
 7 Chad Hutchinson, 2002
 5 Steve Walsh, 1989
 5 Quincy Carter, 2001

Game

- 5 Eddie LeBaron, @ Pittsburgh, 10/21/62
 5 Don Meredith, vs. N.Y. Giants, 9/18/66
 5 Don Meredith, vs. Philadelphia, 10/9/66
 5 Don Meredith, vs. Philadelphia, 9/29/68
 5 Craig Morton, vs. Philadelphia, 10/19/69
 5 Craig Morton, vs. Houston, 12/20/70
 5 Danny White, @ N.Y. Giants, 10/20/83
 5 Troy Aikman, @ Washington, 9/12/99 (OT)

Game, Rookie

- 4 Troy Aikman, vs. Rams, 12/3/89

Game, Opponent

- 6 Y.A. Tittle, @ N.Y. Giants, 12/16/62
 5 Charley Johnson, @ St. Louis, 12/9/62
 5 Bill Nelsen, @ Cleveland, 11/2/69
 5 Daunte Culpepper, @ Minnesota, 9/12/04

Most Games, Four or More Touchdown Passes, Career

- 8 Danny White, 1976-88
 6 Don Meredith, 1960-68
 3 Troy Aikman, 1989-99

Most Games, Four or More Touchdown Passes, Season

- 3 Don Meredith, 1966
 2 Danny White, 1980

Most Consecutive Games, Four or More Touchdown Passes

- 1 By many, last by Troy Aikman,
 @ Washington, 9/12/99 (OT)

Most Consecutive Games, Touchdown Pass

- 16 Troy Aikman, 1993-94
 12 Don Meredith, 1965-66
 12 Roger Staubach, 1977-78

HAD INTERCEPTED**Career**

- 141 Troy Aikman, 1989-2000
 132 Danny White, 1976-88
 111 Don Meredith, 1960-68

Season

- 25 Eddie LeBaron, 1960
 25 Danny White, 1980
 23 Danny White, 1983

Game

- 5 Eddie LeBaron, vs. Philadelphia, 9/30/60
 5 Eddie LeBaron, vs. St. Louis, 11/5/61
 5 Danny White, @ N.Y. Giants, 11/9/80
 5 Steve Pelluer, vs. Raiders, 11/9/86
 5 Troy Aikman, @ N.Y. Giants, 10/15/00

Game, Opponent

- 6 Pete Liske, @ Philadelphia, 9/26/71
 5 Five times, last by Dan Marino, vs.
 Miami, 11/25/99

Most Consecutive Passes Attempted, None Intercepted

- 216 Troy Aikman, 1999
 184 Troy Aikman, 1995
 156 Don Meredith, 1965-66

Most Attempts, No Interceptions, Game

- 57 Troy Aikman, vs. Minnesota, 11/26/98
- 50 Vinny Testaverde, @ Minnesota, 9/12/04
- 47 Danny White, @ San Diego, 11/13/83

Most Attempts, No Interceptions, Game, Opponent

- 56 Warren Moon, @ Houston, 11/10/91
- 55 Jeff Garcia, vs. San Francisco, 12/8/02
- 47 Kent Graham, @ Arizona, 9/7/97

LOWEST PERCENTAGE PASSES INTERCEPTED**Career (1,500 att.)**

- 2.99 Troy Aikman, 1989-2000 (4,715-141)
- 3.70 Roger Staubach, 1969-79 (2,958-109)
- 4.47 Danny White, 1976-88 (2,950-132)

Season (Qualifiers)

- 1.53 Troy Aikman, 1993 (392-6)
- 1.59 Troy Aikman, 1998 (315-5)
- 1.62 Troy Aikman, 1995 (432-7)

Season, Rookie (Qualifiers)

- 3.20 Chad Hutchinson, 2002 (250-8)
- 6.14 Troy Aikman, 1989 (293-18)

TIMES SACKED**Career**

- 311 Roger Staubach, 1969-79
- 259 Troy Aikman, 1989-2000
- 251 Don Meredith, 1960-68

Season

- 58 Don Meredith, 1964
- 47 Steve Pelluer, 1986
- 44 Danny White, 1987

Game

- 11 Steve Pelluer, @ San Diego, 11/16/86
- 11 Troy Aikman, vs. Philadelphia, 9/15/91
- 9 Craig Morton, @ Green Bay, 10/24/65

Game, Opponent

- 12 Warren Moon, @ Houston, 9/29/85
- 11 Greg Landry, vs. Detroit, 10/6/75
- 11 David Norrie, @ N.Y. Jets, 10/4/87

Highest Attempts/Sack Ratio, Career (1,500 att.)

- 19.2 Troy Aikman, 1989-2000 (4,974-259)
- 13.2 Danny White, 1976-88 (3,192-242)
- 10.5 Roger Staubach, 1969-79 (3,269-311)

Highest Attempts/Sack Ratio, Season (Qualifiers)

- 36.0 Troy Aikman, 1998 (324-9)
- 31.9 Troy Aikman, 1995 (446-14)
- 26.8 Troy Aikman, 1996 (483-18)

PASS RECEIVING**RECEPTIONS****Most Seasons Leading Team**

- 8 Michael Irvin, 1991-98
- 5 Tony Hill, 1979-82, 1985
- 4 Drew Pearson, 1974-77

Most Consecutive Seasons Leading Team

- 8 Michael Irvin, 1991-98
- 4 Drew Pearson, 1974-77
- 3 Lance Rentzel, 1967-69
- 3 Tony Hill, 1979-81

Most Consecutive Games Leading or Tied Team Lead

- 8 Michael Irvin, 1991-92
- 8 Raghib Ismail, 1999
- 7 Raghib Ismail, 2001
- 6 Lance Rentzel, 1968-69
- 6 Bob Hayes, 1966-67
- 6 Billy Howton, 1961-62

Career

- 750 Michael Irvin, 1988-99
- 489 Drew Pearson, 1973-83
- 479 Tony Hill, 1977-86

Season

- 111 Michael Irvin, 1995
- 93 Michael Irvin, 1991
- 88 Michael Irvin, 1993

Season, Rookie

- 46 Bob Hayes, 1965
- 44 Antonio Bryant, 2002
- 41 Mike Sherrard, 1986

Game

- 13 Lance Rentzel, vs. Washington, 11/19/67
- 12 Emmitt Smith, @ Phoenix, 11/22/92
- 12 Michael Irvin, vs. San Francisco, 10/17/93
- 12 Michael Irvin, @ Miami, 10/27/96

Game, Rookie

- 8 Bob Hayes, vs. Philadelphia, 10/10/65
- 8 Jason Witten, vs. Miami, 11/27/03
- 7 Drew Pearson, vs. Miami, 11/22/73
- 7 Karl Pove, @ San Francisco, 12/22/85
- 7 Antonio Bryant, @ Washington, 12/29/02

Game, Opponent

- 14 Marvin Harrison, @ Indianapolis, 11/17/02
- 13 Tiki Barber, vs. N.Y. Giants, 1/2/00
- 12 Five times, last by Terrell Owens, vs. San Francisco, 12/8/02

Most Consecutive Games, Pass Reception

- 117 Michael Irvin, 1990-98
- 72 Tony Hill, 1981-86
- 58 Drew Pearson, 1974-78

Most Seasons 50 or More Pass Receptions

- 8 Michael Irvin, 1991-98
- 4 Tony Hill, 1979-80, 1984-85
- 4 Jay Novacek, 1990-92, 1995
- 4 Emmitt Smith, 1992-95
- 3 Drew Pearson, 1974, 1976, 1979
- 3 Herschel Walker, 1986-88

YARDS**Most Seasons Leading Team**

- 8 Tony Hill, 1978-85
- 8 Michael Irvin, 1991-98
- 5 Bob Hayes, 1965-67, 1970-71

Most Consecutive Seasons Leading Team

- 8 Tony Hill, 1978-85
- 8 Michael Irvin, 1991-98
- 4 Frank Clarke, 1961-64
- 4 Drew Pearson, 1974-77

Career

- 11,904 Michael Irvin, 1988-99
- 7,988 Tony Hill, 1977-86
- 7,822 Drew Pearson, 1973-83

Season

- 1,603 Michael Irvin, 1995
- 1,523 Michael Irvin, 1991
- 1,396 Michael Irvin, 1992
- 1,330 Michael Irvin, 1993
- 1,241 Michael Irvin, 1994

Season, Rookie

- 1,003 Bob Hayes, 1965
- 744 Mike Sherrard, 1986
- 733 Antonio Bryant, 2002

Game

- 246 Bob Hayes, @ Washington, 11/13/66
- 241 Frank Clarke, vs. Washington, 9/16/62
- 233 Lance Rentzel, vs. Washington, 11/19/67

Game, Rookie

- 203 James Dixon, @ Phoenix, 11/12/89
- 177 Bob Hayes, vs. Philadelphia, 10/10/65
- 170 Antonio Bryant, @ Washington, 12/29/02

Game, Opponent

- 238 Harold Jackson, @ Rams, 10/14/73
- 201 Johnny Morris, vs. Chicago, 11/18/62
- 199 Charley Taylor, @ Washington, 11/13/66

Longest Pass Reception (All TDs except as noted)

- 95 Bob Hayes (from Meredith), vs. Washington, 11/13/66
- 91 Tony Dorsett (from Staubach), vs. Balt., 9/4/78
- 90 Alvin Harper (from Aikman), @ San Francisco, 11/13/94 (No TD)
- 90 Jason Tucker (from Aikman), vs. N.Y. Giants, 1/2/00

Longest Pass Reception, Opponent (All TDs)

- 94 Rich Houston (from Norm Snead), @ N.Y. Giants, 9/24/72
- 89 Andre Hastings (from Kerry Collins), @ New Orleans, 12/6/98
- 88 Charley Taylor (from Sonny Jurgensen), @ Washington, 11/16/69

Most Seasons 1,000 or More Yards Pass Receiving

- 7 Michael Irvin, 1991-95, 1997-98
- 3 Tony Hill, 1979-80, 1985
- 2 Bob Hayes, 1965-66
- 2 Drew Pearson, 1974, 1979

Most Games, 100 or More Yards Pass Receiving, Career

- 47 Michael Irvin, 1988-99
- 26 Tony Hill, 1977-86
- 21 Bob Hayes, 1965-75

Most Games, 100 or More Yards Pass Receiving, Season

- 11 Michael Irvin, 1995
- 7 Michael Irvin, 1991
- 6 Bob Hayes, 1967
- 6 Michael Irvin, 1992

Most Consecutive Games, 100 or More Yards Pass Receiving

- 7 Michael Irvin, 1995
- 3 Lance Rentzel, 1968-69
- 3 Michael Irvin, 1991
- 3 Michael Irvin, 1992
- 3 Michael Irvin, 1993
- 3 Michael Irvin, 1995

AVERAGE GAIN

Career (200 receptions)

- 20.0 Bob Hayes, 1965-74 (365-7,295)
- 18.6 Frank Clarke, 1960-67 (281-5,214)
- 16.7 Tony Hill, 1977-86 (479-7,988)

Season (Qualifiers)

- 26.1 Bob Hayes, 1970 (34-889)
- 24.9 Alvin Harper, 1994 (33-821)
- 24.0 Bob Hayes, 1971 (35-840)

Game (3 receptions)

- 45.3 Alvin Harper, @ San Fran., 11/13/94 (3-136)
- 44.3 Tony Hill, @ Washington, 9/5/83 (3-133)
- 42.0 Frank Clarke, @ N.Y. Giants, 10/20/63 (4-168)

TOUCHDOWNS

Career

- 71 Bob Hayes, 1965-74
- 65 Michael Irvin, 1988-99
- 51 Tony Hill, 1977-86

Season

- 14 Frank Clarke, 1962
- 13 Bob Hayes, 1966
- 12 Lance Rentzel, 1969
- 12 Bob Hayes, 1965

Season, Rookie

- 12 Bob Hayes, 1965
- 6 Antonio Bryant, 2002
- 5 Billy Joe Dupree, 1973
- 5 Mike Sherrard, 1986
- 5 Michael Irvin, 1988

Game

- 4 Bob Hayes, vs. Houston, 12/20/70
- 3 12 times, last by Terry Glenn, @ Detroit, 10/19/03

Game, Opponent

- 4 Harold Jackson, @ Rams, 10/14/73
- 4 Sterling Sharpe, vs. Green Bay, 11/24/94

Most Consecutive Games, Touchdown

- 7 Frank Clarke, 1961-62
- 7 Bob Hayes, 1965-66
- 6 Frank Clarke, 1963
- 6 Bob Hayes, 1966-67
- 6 Michael Irvin, 1995

RUSHING-RECEIVING

Most Seasons Leading Team

- 13 Emmitt Smith, 1990-2002
- 9 Tony Dorsett, 1977-85
- 3 Calvin Hill, 1969, 1972-73
- 3 Herschel Walker, 1986-88

Most Consecutive Seasons Leading Team

- 13 Emmitt Smith, 1990-2002
- 9 Tony Dorsett, 1977-85
- 3 Herschel Walker, 1986-88

ATTEMPTS

Career

- 4,538 Emmitt Smith, 1990-2002 (ru-4,052, re-486)
- 3,137 Tony Dorsett, 1977-87 (ru-2,755, re-382)
- 1,646 Don Perkins, 1961-68 (ru-1,500, re-146)

Season

- 439 Emmitt Smith, 1995 (ru-377, re-62)
- 432 Emmitt Smith, 1992 (ru-373, re-59)
- 418 Emmitt Smith, 1994 (ru-368, re-50)

Season, Rookie

- 265 Emmitt Smith, 1990 (ru-241, re-24)
- 237 Tony Dorsett, 1977 (ru-208, re-29)
- 232 Don Perkins, 1961 (ru-200, re-32)

Game

- 42 Emmitt Smith, @ N.Y. Giants, 1/2/94 (ru-32, re-10)
- 39 Emmitt Smith, @ G.B., 10/6/91 (ru-32, re-7)
- 38 Emmitt Smith, @ Cleveland, 9/1/91 (ru-32, re-6)
- 38 Emmitt Smith, vs. N.Y. Giants, 11/7/94 (ru-35, re-3)
- 38 Emmitt Smith, vs. G.B., 11/24/94 (ru-32, re-6)

YARDS

Career

- 20,174 Emmitt Smith, 1990-2002 (ru-17,162, re-3,012)
- 15,468 Tony Dorsett, 1977-87 (ru-12,036, re-3,432)
- 10,685 Michael Irvin, 1988-97 (ru-5, re-10,680)

Season

- 2,148 Emmitt Smith, 1995 (ru-1,773, re-375)
- 2,048 Emmitt Smith, 1992 (ru-1,713, re-335)
- 2,019 Herschel Walker, 1988 (ru-1,514, re-505)

Season, Rookie

- 1,280 Tony Dorsett, 1977 (ru-1,007, re-273)
- 1,174 Calvin Hill, 1969 (ru-942, re-232)
- 1,165 Emmitt Smith, 1990 (ru-937, re-228)

Game

- 292 Herschel Walker, vs. Philadelphia, 12/14/86 (ru-122, re-170)
- 254 Tony Dorsett, vs. Baltimore, 9/4/78 (ru-147, re-107)
- 246 Bob Hayes, @ Washington, 11/13/66 (re-246)

PUNTING

PUNTS

Career

- 612 Danny White, 1976-88
- 591 Mike Saxon, 1985-92
- 338 Toby Gowin, 1997-99, 2003

Season

- 94 Toby Gowin, 2003
- 86 Mike Saxon, 1986
- 86 Toby Gowin, 1997

Season, Rookie

- 86 Toby Gowin, 1997
- 81 Mike Saxon, 1985
- 68 Mitch Hoopes, 1975

Game

- 11 Danny White, vs. Philadelphia, 9/23/84
- 10 By Many, last by Filip Filipovic, @ Detroit 11/3/02

Game, Opponent

- 11 Danny Villanueva, @ Rams, 9/30/62
- 11 John James, @ Atlanta, 9/15/74
- 11 Marv Bateman, vs. Buffalo, 11/15/76
- 11 Rich Camarillo, vs. New England, 11/22/84

Longest Punt

- 84 Ron Widby, @ New Orleans, 11/3/68
- 75 Billy Lothridge, vs. N.Y. Giants, 10/11/64
- 75 Sam Baker, vs. Rams, 9/30/62

Longest Punt, Opponent

- 81 Tom McNeill, @ New Orleans, 9/28/69
- 80 Randall Cunningham, vs. Phila., 10/16/94
- 78 Jerry Norton, vs. St. Louis, 11/5/61
- 78 Bill Van Heusen, @ Denver, 12/2/73

AVERAGE GROSS YARDS

Career (300 punts)

- 41.7 Toby Gowin, 1997-99, 2003 (338-14,099)
- 41.5 Mike Saxon, 1985-92 (591-24,542)
- 40.1 Danny White, 1976-84 (612-24,571)

Season (Qualifiers)

- 45.4 Sam Baker, 1962 (57-2,589)
- 44.2 Sam Baker, 1963 (71-3,138)
- 43.4 Toby Gowin, 1998 (77-3,342)

Season, Rookie (Qualifiers)

- 42.8 Micah Knorr, 2000 (58-2,485)
- 41.9 Mike Saxon, 1985 (81-3,396)
- 41.8 John Jett, 1993 (56-2,342)
- 41.8 Toby Gowin, 1997 (86-3,592)

Game (4 punts)

- 55.3 Toby Gowin, vs. Chicago, 9/28/97 (6-332)
- 53.4 Ron Widby, @ New Orleans, 11/3/68 (5-267)
- 53.3 Toby Gowin, vs. Washington, 10/24/99 (4-213)

Game, Opponent (4 punts)

- 54.4 John Kidd, @ Miami, 10/27/96 (5-272)
- 54.3 Gary Collins, @ Cleveland, 10/17/65 (6-326)
- 54.0 Dave Jennings, vs. N.Y. Giants, 10/5/80 (5-270)

AVERAGE NET YARDS

Career (300 punts)

- 35.5 Toby Gowin, 1997-99, 2003 (339-12,018)
- 34.8 Mike Saxon, 1985-92 (595-20,682)
- 34.1 Danny White, 1976-88 (617-21,052)

Season (Qualifiers)

- 40.7 Sam Baker, 1962 (57-2,319)
- 40.6 Sam Baker, 1963 (71-2,882)
- 39.5 Dave Sherer, 1960 (57-2,252)

Season, Rookie (Qualifiers)

- 38.1 Billy Lothridge, 1964 (62-2,361)
- 37.7 John Jett, 1993 (56-2,113)
- 36.2 Marv Bateman, 1972 (51-1,848)

Game (4 punts)

- 50.6 Ron Widby, @ New Orleans, 11/3/68 (5-253)
- 49.2 John Jett, @ Atlanta, 11/21/93 (6-295)
- 49.0 Marv Bateman, vs. St. Louis, 9/30/73 (4-191)

Game, Opponent (4 punts)

- 51.0 Pat Studstill, vs. Rams, 11/25/71 (4-204)
- 50.0 Dave Jennings, vs. N.Y. Giants, 10/5/80 (5-250)

HAD BLOCKED**Career**

- 5 Danny White, 1976-88
- 4 Mike Saxon, 1985-92
- 3 Micah Knorr, 2000-02

Season

- 3 Micah Knorr, 2001
- 2 Marv Bateman, 1973
- 2 Danny White, 1976
- 2 Mike Saxon, 1989

Most Consecutive Punts, None Blocked

- 341 Danny White, 1978-83
- 253 John Jett, 1993-96
- 204 Mike Saxon, 1989-92

INSIDE 20**Career**

- 166 Mike Saxon, 1985-92
- 159 Danny White, 1976-88
- 106 Toby Gowin, 1997-99, 2003

Season

- 31 Toby Gowin, 1998
- 28 Mike Saxon, 1986
- 26 John Jett, 1994
- 26 Toby Gowin, 1997

Game

- 5 Danny Villanueva, @ Cleveland, 10/17/65
- 5 Duane Carrell, vs. St. Louis, 11/3/74
- 5 Toby Gowin, @ Washington, 10/13/97
- 5 Toby Gowin, vs. Philadelphia, 12/12/99
- 5 Toby Gowin, vs. Buffalo, 11/9/03
- 4 By many, last by Filip Filipovic, vs. Washington, 11/28/02

Fewest Touchbacks in a Season (Qualifiers)

- 2 Danny White, 1982
- 3 Allen Green, 1961
- 3 Danny Villanueva, 1966
- 3 Marv Bateman, 1972
- 3 John Jett, 1993

PUNT RETURNS**Most Seasons Leading Team**

- 5 Bob Hayes, 1966-70
- 5 Kelvin Martin, 1987-88, 1991-92, 1996
- 3 Butch Johnson, 1976-78
- 3 Kevin Williams, 1993-95
- 3 Deion Sanders, 1997-99

Most Consecutive Seasons Leading Team

- 5 Bob Hayes, 1966-70
- 3 Butch Johnson, 1976-78
- 3 Kevin Williams, 1993-95
- 3 Deion Sanders, 1997-99

RETURNS**Career**

- 179 Kelvin Martin, 1987-92, 1996
- 146 Butch Johnson, 1976-83
- 109 Mel Renfro, 1964-77

Season

- 54 James Jones, 1980
- 54 Gary Allen, 1984
- 51 Butch Johnson, 1978

Season, Rookie

- 54 James Jones, 1980
- 45 Butch Johnson, 1976
- 36 Kevin Williams, 1993

Game

- 9 Butch Johnson, vs. Buffalo, 11/15/76
- 8 Ron Fellows, vs. Cleveland, 11/25/82
- 8 Dedric Ward, @ Washington, 9/27/04

Game, Opponent

- 8 Phil McConkey, vs. N.Y. Giants, 11/4/84
- 7 Phillip Epps, vs. Green Bay, 9/23/84
- 7 Irving Fryar, vs. New England, 11/22/84
- 7 Vai Sikahema, @ St. Louis, 9/13/87

FAIR CATCHES**Career**

- 61 Kelvin Martin, 1987-92, 1996
- 42 Kevin Williams, 1993-96
- 38 Mel Renfro, 1964-77
- 38 Butch Johnson, 1976-83

Season

- 18 Golden Richards, 1973
- 18 Kelvin Martin, 1992
- 16 Cliff Harris, 1972

Game

- 4 Golden Richards, @ New England, 11/16/75
- 4 Golden Richards, @ Washington, 11/7/74
- 4 Kelvin Martin, vs. Philadelphia, 12/18/88

Game, Opponent

- 5 Amani Toomer, N.Y. Giants, 9/8/96
- 4 Eight times, last Antonio Chatman, @ Green Bay, 10/24/04

YARDS GAINED**Career**

- 1,803 Kelvin Martin, 1987-92, 1996
- 1,131 Butch Johnson, 1976-83
- 1,184 Deion Sanders, 1995-99

Season

- 548 James Jones, 1980
- 532 Kelvin Martin, 1992
- 489 Butch Johnson, 1976

Season, Rookie

- 548 James Jones, 1980
- 489 Butch Johnson, 1976
- 418 Mel Renfro, 1964

Game

- 124 Kelvin Martin, @ Philadelphia, 12/15/91
- 122 Bob Hayes, vs. Pittsburgh, 12/8/68
- 117 Mel Renfro, vs. Green Bay, 11/29/64
- 117 Butch Johnson, vs. Buffalo, 11/15/76

Game, Opponent

- 139 Darnen Gordon, @ Atlanta, 11/11/01
- 123 Tiki Barber, @ N.Y. Giants, 10/18/99
- 105 Terance Mathis, @ N.Y. Jets, 11/4/90

Longest Punt Return (All TDs)

- 98 Dennis Morgan, vs. St. Louis, 10/13/74
- 90 Bob Hayes, vs. Pittsburgh, 12/8/68
- 85 Kelvin Martin, @ Philadelphia, 12/15/91

Longest Punt Return/Opponent (All TDs)

- 98 Terance Mathis, @ N.Y. Jets, 11/4/90
- 85 Tiki Barber, @ N.Y. Giants, 10/18/99
- 78 Michael Harper, @ N.Y. Jets, 10/4/87

AVERAGE YARDAGE**Career (75 returns)**

- 13.3 Deion Sanders, 1995-99 (89-1,184)
- 11.1 Bob Hayes, 1965-74 (104-1,158)
- 10.1 Kelvin Martin, 1987-92, 1996 (179-1,803)

Season (Qualifiers)

- 20.8 Bob Hayes, 1968 (15-312)
- 15.6 Deion Sanders, 1998 (24-375)
- 15.1 Dennis Morgan, 1974 (19-287)

Season, Rookie (Qualifiers)

- 15.1 Dennis Morgan, 1974 (19-287)
- 13.1 Mel Renfro, 1964 (32-418)
- 10.9 Butch Johnson, 1976 (45-489)

Game (3 returns)

- 40.7 Bob Hayes, vs. Pittsburgh, 12/8/68 (3-122)
- 32.0 Kevin Williams, vs. Wash., 11/20/94 (3-96)
- 29.3 Mel Renfro, vs. Green Bay, 11/29/64 (4-117)

Game, Opponent (3 returns)

- 46.3 Darnen Gordon, @ Atlanta, 11/11/01 (3-139)
- 30.0 Ron Smith, @ Oakland, 12/14/74 (3-90)
- 29.3 Michael Harper, @ N.Y. Jets, 10/4/87 (3-88)

TOUCHDOWNS**Career**

- 4 Deion Sanders, 1995-99
- 3 Bob Hayes, 1965-74
- 3 Kelvin Martin, 1987-92, 1996
- 3 Kevin Williams, 1993-96

Season

- 2 Bob Hayes, 1968
- 2 Kelvin Martin, 1992
- 2 Kevin Williams, 1993
- 2 Deion Sanders, 1998
- 2 Wane McGarity, 2000

Game

- 1 By many, last by Reggie Swinton, vs. Denver, 11/22/01

KICKOFF RETURNS

Most Seasons Leading Team

- 3 Mel Renfro, 1964-66
- 3 Butch Johnson, 1976-78
- 3 Kevin Williams, 1993-95

Most Consecutive Seasons Leading Team

- 3 Mel Renfro, 1964-66
- 3 Butch Johnson, 1976-78
- 3 Kevin Williams, 1993-95

RETURNS

Career

- 144 Kevin Williams, 1993-96
- 101 James Dixon, 1989-91
- 85 Mel Renfro, 1964-77

Season

- 56 Reggie Swinton, 2001
- 51 Jason Tucker, 2000
- 50 Herschel Walker, 1997

Season, Rookie

- 47 James Dixon, 1989
- 40 Mel Renfro, 1964
- 38 Ron Springs, 1979

Game

- 8 Mel Renfro, vs. Green Bay, 11/29/64
- 7 Robert Lavette, @ N.Y. Giants, 10/6/85
- 7 Reggie Swinton, vs. Philadelphia, 11/18/01

Game, Opponent

- 8 Mel Gray, @ Detroit, 11/8/92
- 8 Brian Mitchell, @ N.Y. Giants, 9/15/03
- 7 Terry Metcalf, @ St. Louis, 10/9/77
- 7 Dave Turner, vs. Cincinnati, 9/30/79
- 7 James Owens, vs. San Francisco, 10/12/80
- 7 Ryan Terry, vs. Arizona, 9/24/95
- 7 Maurice Morris, @ Seattle, 12/6/04

YARDS

Career

- 3,416 Kevin Williams, 1993-96
- 2,315 James Dixon, 1989-91
- 2,246 Mel Renfro, 1964-77

Season

- 1,327 Reggie Swinton, 2001
- 1,181 James Dixon, 1989
- 1,167 Herschel Walker, 1997

Season, Rookie

- 1,181 James Dixon, 1989
- 1,017 Mel Renfro, 1964
- 823 Dennis Morgan, 1974

Game

- 213 Reggie Swinton, @ Philadelphia, 9/22/02
- 205 Jason Tucker, @ N.Y. Giants, 10/15/00
- 203 Jason Tucker, @ New Orleans, 12/24/99

Game, Opponent

- 247 Tim Brown, @ Philadelphia, 11/6/66
- 194 Brian Mitchell, @ N.Y. Giants, 9/15/03
- 188 James Owens, San Francisco, 10/12/80

Longest Kickoff Return (All TDs)

- 102 Alexander Wright, vs. Atlanta, 12/22/91
- 101 Amos Marsh, vs. Philadelphia, 10/14/62
- 101 Ike Thomas, vs. N.Y. Jets, 12/4/71

Longest Kickoff Return, Opponent (All TDs)

- 108 Roy Green, St. Louis, 10/21/79
- 95 Robert Brooks, Green Bay, 10/3/93
- 93 Jim Butler, Pittsburgh, 10/30/66
- 93 Tim Brown, @ Philadelphia, 11/6/66

AVERAGE YARDAGE

Career (75 returns)

- 26.4 Mel Renfro, 1964-77 (85-2,246)
- 25.3 Herschel Walker, 1986-89, 1996-97 (77-1,946)
- 24.1 Reggie Swinton, 2001-02 (84-2,024)

Season (Qualifiers)

- 30.0 Mel Renfro, 1965 (21-630)
- 28.9 Herschel Walker, 1996 (27-779)
- 28.4 Cliff Harris, 1971 (29-823)

Season, Rookie (Qualifiers)

- 26.5 Bob Hayes, 1965 (17-450)
- 25.7 Amos Marsh, 1961 (26-667)
- 25.4 Mel Renfro, 1964 (40-1,017)

Game (3 returns)

- 48.0 Mark Washington, @ Wash., 11/22/70 (3-144)
- 43.7 Reggie Swinton, vs. Tampa Bay (9/9/01) (3-131)
- 43.6 Ike Thomas, vs. Rams, 11/25/71 (3-131)

Game, Opponent (3 returns)

- 49.4 Tim Brown, @ Philadelphia, 11/6/66 (5-247)
- 40.8 Mike Nelms, Washington, 11/22/81 (4-163)
- 40.0 Jim Butler, Pittsburgh, 10/30/66 (3-120)

TOUCHDOWNS

Career

- 2 Mel Renfro, 1964-77
- 2 Ike Thomas, 1971
- 2 Alexander Wright, 1990-91

Season

- 2 Ike Thomas, 1971

Game

- 1 By many players, last by Randal Williams, vs. Philadelphia, 10/12/03

Game, Opponent

- 2 Tim Brown, @ Philadelphia, 11/6/66

COMBINED KICK RETURNS

MOST RETURNS

Career

- 239 Kevin Williams, 1993-96 (p-95, k-144)
- 230 Kelvin Martin, 1987-92, 1996 (p-179, k-51)
- 225 Butch Johnson, 1976-83 (p-146, k-79)

Season

- 87 Gary Allen, 1984 (p-54, k-33)
- 87 Reggie Swinton, 2001 (p-31, k-56)
- 86 James Jones, 1980 (p-54, k-32)

Game

- 12 Mel Renfro, vs. G.B., 11/29/64 (p-4, k-8)
- 11 Butch Johnson, vs. Buff., 11/15/76 (p-9, k-2)
- 11 Reggie Swinton, vs. Denver, 11/22/01 (p-5, k-6)

Game, Opponent

- 12 Larry Jones, vs. Wash., 12/13/75 (p-6, k-6)
- 10 Phil McConkey, vs. N.Y. Giants, 11/4/84 (p-8, k-2)
- 10 Stump Mitchell, @ St. Louis, 9/11/83 (p-5, k-5)
- 10 Brian Mitchell, vs. Wash., 11/20/94 (p-5, k-5)

YARDS GAINED

Career

- 4,329 Kevin Williams, 1993-96 (p-913, k-3,416)
- 3,145 Butch Johnson, 1976-83 (p-1,313, k-1,832)
- 3,088 Mel Renfro, 1964-77 (p-842, k-2,246)

Season

- 1,741 Reggie Swinton, 2001 (p-414, k-1,327)
- 1,497 Kevin Williams, 1994 (p-349, k-1,148)
- 1,435 Mel Renfro, 1964 (p-418, k-1,017)

Game

- 273 Mel Renfro, vs. G.B., 11/29/64 (p-117, k-156)
- 224 Reggie Swinton, vs. Denver, 11/22/01 (p-100, k-124)
- 215 Reggie Swinton, @ Philadelphia, 9/22/02 (p-2, k-213)

Game, Opponent

- 247 Tim Brown, @ Philadelphia, 11/6/66 (k-247)
- 213 Stump Mitchell, St. Louis, 9/11/83 (p-53, k-160)
- 212 Brian Mitchell, vs. Wash., 11/20/94 (p-32, k-180)

TOUCHDOWNS

Career

- 4 Kevin Williams, 1993-94 (p-3, k-1)
- 4 Deion Sanders, 1995-99 (p-4)
- 3 Bob Hayes, 1965-74 (p-3)
- 3 Mel Renfro, 1964-77 (p-1, k-2)
- 3 Kelvin Martin, 1987-92 (p-3)

Season

- 2 Bob Hayes, 1968 (p-2)
- 2 Ike Thomas, 1971 (k-2)
- 2 Kelvin Martin, 1992 (p-2)
- 2 Kevin Williams, 1993 (p-2)
- 2 Kevin Williams, 1994 (p-1, k-1)
- 2 Deion Sanders, 1998 (p-2)
- 2 Wane McGarity, 2000 (p-2)

Game

- 1 By many players, last by Randal Williams, vs. Philadelphia, 10/12/03

Game, Opponent

- 2 Tim Brown, @ Philadelphia, 11/6/66 (k-2)

COMBINED NET YARDS

Rushing, receiving, interception returns, kickoff returns, punt returns and fumble returns

Most Seasons Leading Team

- 10 Emmitt Smith, 1990-96, 1998-2000
- 9 Tony Dorsett, 1977-85
- 4 Herschel Walker, 1986-88, 1997

Most Consecutive Seasons Leading Team

- 9 Tony Dorsett, 1977-85
- 7 Emmitt Smith, 1990-96
- 7 Herschel Walker, 1986-88
- 3 Emmitt Smith, 1998-2000

ATTEMPTS

Career

- 4,538 Emmitt Smith, 1990-2002
- 3,153 Tony Dorsett, 1977-87
- 1,677 Don Perkins, 1961-68

Season

- 439 Emmitt Smith, 1995
- 433 Emmitt Smith, 1992
- 418 Emmitt Smith, 1994

Game

- 42 Emmitt Smith, @ N.Y. Giants, 1/2/94 (ru-32, re-10)
- 39 Emmitt Smith, @ G.B., 10/6/91 (ru-32, re-7)
- 38 Emmitt Smith, @ Cleveland, 9/1/91 (ru-32, re-6)
- 38 Emmitt Smith, vs. N.Y. Giants, 11/7/94 (ru-35, re-3)
- 38 Emmitt Smith, vs. G.B., 11/24/94 (ru-32, re-6)

YARDS

Career

- 20,174 Emmitt Smith, 1990-2002
- 15,501 Tony Dorsett, 1977-87
- 9,104 Bob Hayes, 1965-74

Season

- 2,148 Emmitt Smith, 1995
- 2,048 Emmitt Smith, 1992
- 2,019 Herschel Walker, 1988

Season, Rookie

- 1,688 James Dixon, 1989
- 1,598 Bob Hayes, 1965
- 1,564 Don Perkins, 1961

Game

- 331 Jason Tucker, @ New Orleans, 12/24/99
- 307 Kevin Williams, @ Arizona, 12/25/95
- 292 Herschel Walker, vs. Philadelphia, 12/14/86

INTERCEPTIONS BY

Most Seasons Leading Team

- 5 Everson Walls, 1981-82, 1985, 1987-88
- 4 Cornell Green, 1963, 1965-67

Most Consecutive Seasons Leading Team

- 3 Don Bishop, 1960-62
- 3 Cornell Green, 1965-67

Career

- 52 Mel Renfro, 1964-77
- 44 Everson Walls, 1981-89
- 41 Charlie Waters, 1970-78, 1980-81

Season

- 11 Everson Walls, 1981
- 10 Mel Renfro, 1969
- 9 Everson Walls, 1985

Season, Rookie

- 11 Everson Walls, 1981
- 7 Mel Renfro, 1964
- 7 Michael Downs, 1981

Game

- 3 Herb Adderley, @ Philadelphia, 9/26/71
- 3 Lee Roy Jordan, vs. Cincinnati, 11/4/73
- 3 Dennis Thurman, vs. Philadelphia, 12/13/81
- 3 Terence Newman, @ Detroit, 10/19/03

Consecutive Games Intercepted By

- 5 Don Bishop, 1961
- 4 Charlie Waters, 1972-73
- 4 Dennis Thurman, 1985

Game, Opponent

- 3 Eight times, last by Adrian Wilson, @ Arizona, 10/20/02

YARDS GAINED

Career

- 626 Mel Renfro, 1964-77
- 584 Charlie Waters, 1970-78, 1980-81
- 562 Dennis Thurman, 1978-85

Season

- 211 Cornell Green, 1963
- 187 Dennis Thurman, 1981
- 182 Herb Adderley, 1971

Season, Rookie

- 136 Mike Gaechter, 1962
- 133 Everson Walls, 1981
- 110 Mel Renfro, 1964

Game

- 121 Mike Gaechter, vs. Washington, 11/3/63
- 102 Herb Adderley, @ Philadelphia, 9/26/71
- 100 Mike Gaechter, vs. Philadelphia, 10/14/62

Game, Opponent

- 110 Jim Steffen, @ Washington, 9/29/63
- 102 Erich Barnes, vs. N.Y. Giants, 10/15/61
- 101 Lito Sheppard, vs. Philadelphia, 11/15/04

Longest Returns (All TDs except as noted)

- 100 Mike Gaechter, vs. Philadelphia, 10/14/62
- 96 Dennis Thurman, @ Washington, 9/6/81 (no TD)
- 95 George Teague, vs. Green Bay, 11/14/99

Longest Return, Opponent (All TDs)

- 104 James Willis and Troy Vincent, vs. Philadelphia, 11/3/96
- 102 Erich Barnes, vs. N.Y. Giants, 10/15/61
- 101 Lito Sheppard, vs. Philadelphia, 11/15/04

TOUCHDOWNS

Career

- 4 Dennis Thurman, 1977-85
- 4 Dexter Coakley, 1997-2002
- 3 Mel Renfro, 1964-77
- 3 Lee Roy Jordan, 1963-76
- 3 Larry Cole, 1968-80

Season

- 2 Larry Brown, 1995
- 2 George Teague, 1999
- 2 Dexter Coakley, 2001
- 2 Roy Williams, 2002

Game

- 1 By many players, last by Mario Edwards, @ Detroit, 10/19/03

FUMBLES

OPPONENTS' FUMBLES RECOVERED

Career

- 19 Ed Jones, 1974-78, 1980-89
- 16 Chuck Howley, 1961-73
- 16 Dave Edwards, 1963-75
- 16 Lee Roy Jordan, 1963-76
- 16 Cliff Harris, 1970-79

Season

- 5 Don Healy, 1961
- 4 Jerry Norton, 1962
- 4 Jethro Pugh, 1967
- 4 Larry Cole, 1971
- 4 Jethro Pugh, 1973
- 4 Dextor Clinkscale, 1983
- 4 Eugene Lockhart, 1985

Game

- 2 Many times, last by Kevin Mathis, vs. Carolina, 10/11/98

Longest Fumble Returns (All TDs)

- 98 Greg Ellis, vs. Arizona, 10/3/99
- 97 Chuck Howley, vs. Atlanta, 10/2/66
- 86 Michael Downs, @ Houston, 12/13/82

Longest Fumble Returns, Opponent (All TDs)

- 96 Joe Lavender, @ Philadelphia, 9/23/74
- 81 Andy Headen, @ N.Y. Giants, 9/9/84
- 73 Skip Vanderbundt, vs. San Francisco, 11/23/72

OPPONENTS' FUMBLE RETURNED FOR TOUCHDOWN

Career

- 3 Bob Lilly, 1961-74
- 2 Cornell Green, 1962-74
- 2 Benny Barner, 1972-82
- 2 Mike Hegman, 1976-88
- 2 Michael Downs, 1981-88
- 2 Jim Jeffcoat, 1983-94

SACKS

Most Seasons Led Team

- 7 Harvey Martin, 1974-77, 1979-80, 1982
- 5 Jethro Pugh, 1968-72
- 5 Greg Ellis, 1999, 2001-04

Most Consecutive Seasons Leading Team

- 5 Jethro Pugh, 1968-72
- 4 George Andrie, 1964-67
- 4 Harvey Martin, 1974-77
- 4 Greg Ellis, 2001-04

TOTAL SACKS

Career

- 113 Harvey Martin, 1973-83
- 111 Randy White, 1975-88
- 106 Ed Jones, 1974-78, 1980-89

Season

- 23 Harvey Martin, 1977
- 18 1/2 George Andrie, 1966
- 16 Randy White, 1978

Season, Rookie

- 9 Willie Townes, 1966
- 9 Harvey Martin, 1973
- 7 1/2 Jimmie Jones, 1990

Game

- 5 Bob Lilly, @ Pittsburgh, 11/20/66
- 5 Jim Jeffcoat, @ Washington, 11/10/85
- 4 Eight times, last by Charles Haley, @ Pittsburgh, 9/4/94

Game, Rookie

- 3 Randy White, @ Detroit, 10/6/75
- 3 Randy White, @ New England, 11/16/75
- 2 1/2 Five times, last by Jimmie Jones, vs. Tampa Bay, 10/7/90

Game, Opponent

- 4 1/2 Jim Katcavage, @ N.Y. Giants, 10/20/63
- 4 1/2 Clyde Simmons, vs. Philadelphia, 9/15/91

TACKLES

COMBINED TACKLES

Career

- 1,350 Darren Woodson, 1992-2003
- 1,236 Lee Roy Jordan, 1963-76
- 1,104 Randy White, 1975-88

Season

- 222 Eugene Lockhart, 1989
- 173 Dexter Coakley, 2002
- 172 Dat Nguyen, 2001

Season, Rookie

- 136 Dexter Coakley, 1997
- 127 Roy Williams, 2002
- 108 Robert Jones, 1992

Game

- 21 Lee Roy Jordan, vs. Philadelphia, 9/26/71
- 20 Fred Strickland, @ N.Y. Giants, 11/24/96
- 19 Eight times, last by Dexter Coakley, @ Arizona, 10/20/02

SOLO TACKLES

Career

- 787 Darren Woodson, 1992-2003
- 743 Lee Roy Jordan, 1963-76
- 701 Randy White, 1975-88

Season

- 154 Eugene Lockhart, 1989
- 104 Dat Nguyen, 2001
- 100 Lee Roy Jordan, 1975

Game

- 16 Eugene Lockhart, vs. Phoenix, 10/29/89
- 15 Dexter Coakley, @ Seattle, 12/16/01
- 15 Dexter Coakley, @ Arizona, 10/20/02
- 14 Lee Roy Jordan, vs. Philadelphia, 10/28/73
- 14 Brock Marion, @ Green Bay, 11/23/97

ASSISTED TACKLES

Career

- 563 Darren Woodson, 1992-2003
- 493 Lee Roy Jordan, 1963-76
- 466 Bob Breunig, 1975-84

Season

- 101 Jerry Tubbs, 1960

Game

- 15 Jerry Tubbs, vs. Chicago, 11/27/60

BLOCKED KICKS

BLOCKS

(Extra points, Field Goals and Punts)

Career

- 10 Cornell Green, 1962-74
- 9 Mike Gaechter, 1962-69
- 9 Ed Jones, 1974-78, 1980-89

Season

- 3 Jethro Pugh, 1965
- 3 Ed Jones, 1978
- 3 Michael Downs, 1986
- 3 Flozell Adams, 2003

Game

- 2 Billy Joe DuPree, vs. N.Y. Giants, 10/21/73
- 2 Leon Lett, vs. Detroit, 9/19/94

Game, Opponent

- 2 Bob Freeman, vs. Philadelphia, 9/30/60
- 2 Matt Blair, @ Minnesota, 10/7/79

BLOCKED EXTRA POINTS

Career

- 4 Flozell Adams, 1998-2003
- 2 Cornell Green, 1962-74
- 2 Mike Gaechter, 1962-69
- 2 Ed Jones, 1974-78, 1980-89

Season

- 3 Flozell Adams, 2003
- 1 By many, last by Greg Ellis, 2004

Game

- 1 By many, last by Greg Ellis, @ Philadelphia, 12/19/04

Game, Opponent

- 2 Bob Freeman, vs. Philadelphia, 9/30/60
- 2 Matt Blair, @ Minnesota, 10/7/79

BLOCKED FIELD GOALS

Career

- 8 Cornell Green, 1962-74
- 7 Mike Gaechter, 1962-69
- 7 Ed Jones, 1974-78, 1980-89

Season

- 2 Ten times, last by Leon Lett, 1994
- 1 Many times, last by Flozell Adams, 2002

Game

- 2 Leon Lett, vs. Detroit, 9/19/94
- 1 Many times, last by Flozell Adams, vs. Washington, 11/28/02

Game, Opponent

- 1 By many, last by Jon Runyan, vs. Philadelphia, 11/18/01

BLOCKED PUNTS

Career

- 4 Issiac Holt, 1989-92
- 2 Billy Joe DuPree, 1973-83
- 2 Thomas Henderson, 1975-79
- 2 Aaron Kyle, 1976-79
- 2 Charlie Waters, 1970-78, 1980-81

Season

- 2 Billy Joe DuPree, 1973
- 2 Aaron Kyle, 1976
- 2 Issiac Holt, 1990

Game

- 2 Billy Joe DuPree, vs. N.Y. Giants, 10/21/73

Game, Opponent

- 1 By many, last by Kevin Mitchell, vs. Washington, 11/28/02

Cowboys Team Records

1960 — 12 games; 1961-77 — 14 games; 1978-2004 — 16 games.

NOTE: The 1982 regular season was reduced to nine games and the 1987 season to 15 games due to players' strikes.

GAMES WON

Most Consecutive Games Won (Including postseason)

12 1971-72
10 1993-94
9 1977-78

Most Consecutive Games Won (Regular season)

11 1968-69
9 1971-72, 1978-79
8 1977, 1991-92

Most Games Won, Season (Including postseason)

16 1992
15 1977, 1993, 1995
14 1971, 1978, 1980

Most Games Won, Season (Regular season)

13 1992
12 1968, 1977, 1978, 1980, 1981, 1983, 1993,
1994, 1995

MMost Consecutive Games Won, Season (Including postseason)

10 1971
8 1977, 1978, 1993

Most Consecutive Games Won, Season (Regular season)

8 1977
7 1971, 1983, 1993

Most Consecutive Games Won, Start of Season

8 1977
7 1983
6 1968, 1969

Most Consecutive Games Won, End of Season

7 1971
6 1978
5 1968, 1970, 1991, 1993

Most Consecutive Home Games Won (Including postseason)

16 1980-81
11 1971-72, 1991-92
9 1975-76

Most Consecutive Road Games Won (Including postseason)

7 1968, 1993-94
6 1966-67, 1975-76, 1978-79

GAMES LOST

Most Consecutive Games Lost

10 1960, 1988
9 1988-89

Most Consecutive Games Without Victory

12 1960
10 1988
9 1988-89

Most Games Lost, Season

15 1989
13 1988
11 1960, 2000, 2001, 2002

Most Consecutive Home Games Lost

14 1988-89
6 1960

Most Consecutive Home Games Without Victory

14 1988-89
7 1962-63

Most Consecutive Away Games Lost

9 1962-63, 2000-2001
8 1997-98, 1999-2000

Most Consecutive Away Games Without Victory (Including postseason)

9 1962-63, 1999-2000, 2000-2001
8 1997-98
7 1960, 1964-65

SCORING

Most Points, Season

479 1983
454 1980
445 1966

Most Points, Opponent, Season

405 2004
402 1962
393 1989

Fewest Points, Season

177 1960
204 1989
217 2002

Fewest Points, Opponent, Season

186 1968
194 1976
208 1978*

Most Points, Game

59 vs. Detroit, 9/15/68
59 vs. San Francisco, 10/12/80
56 vs. Philadelphia, 10/9/66

Most Points, Opponent, Game

54 @ Minnesota, 10/18/70
52 @ St. Louis, 12/9/62
50 @ Cincinnati, 12/8/85

Most Points, Both Teams, Game

86 @ Buffalo, 9/19/71 (Dallas 49, Buffalo 37)
82 vs. Minnesota, 11/26/87
(Minnesota 44, Dallas 38 OT)
82 vs. Minnesota, 11/26/98
(Minnesota 46, Dallas 36)
82 @ Seattle, 12/6/04
(Dallas 43, Seattle 39)

Fewest Points, Both Teams, Game

8 @ Cleveland, 12/12/70 (Dallas 6, Clev. 2)
10 @ Houston, 11/24/74 (Dallas 10, Houston 0)
12 vs. N.Y. Giants, 11/7/76 (Dallas 9, N.Y. Giants 3)
12 @ New England, 11/16/03 (New England 12, Dallas 0)

Most Points Overcome To Win Game

21 vs. New Orleans, 10/21/84
21 @ Washington, 9/12/99 (OT)
20 @ Washington, 9/5/83

Most Points, Opponent, Overcome To Win Game

21 @ Washington, 11/28/65
20 @ Philadelphia, 10/23/88
18 vs. Indianapolis, 9/15/96

Most Points, First Half

42 vs. Philadelphia, 10/19/69
38 vs. N.Y. Jets, 12/4/71
38 vs. San Francisco, 10/12/80

Most Points, Opponent, First Half

35 @ Denver, 9/13/98
35 vs. Philadelphia, 11/15/04
34 @ Minnesota, 10/18/70
34 @ Rams, 10/14/73
34 @ Washington, 11/23/86

Most Points, Both Teams, First Half

55 vs. Raiders, 10/23/83
52 @ N.Y. Giants, 12/16/62
52 @ Buffalo, 9/19/71
52 @ Denver, 9/13/98

Most Points, Second Half

36 vs. Green Bay, 11/24/94
31 @ Philadelphia, 9/29/68
30 @ Baltimore, 11/21/04

Most Points, Opponent, Second Half

38 @ St. Louis, 12/9/62
35 @ Green Bay, 11/23/97
30 @ Baltimore, 11/21/04

Most Points, Both Teams, Second Half

58 vs. St. Louis, 9/28/75 (OT)
50 vs. Green Bay, 11/24/94
49 vs. N.Y. Giants, 10/21/73
49 @ Cincinnati, 12/8/85
49 @ Washington, 9/12/99 (OT)
49 @ Seattle, 12/6/04

Most Points, First Quarter

28 vs. Philadelphia, 10/19/69
28 vs. N.Y. Jets, 12/4/71
21 Four times, last vs. Arizona, 10/9/94

Most Points, Opponent, First Quarter

22 @ Cincinnati, 12/8/85
21 vs. Cleveland, 12/3/61
21 @ San Francisco, 10/11/81
21 @ San Francisco, 12/19/83
21 @ Denver, 9/13/98
21 vs. Minnesota, 11/26/98
21 @ N.Y. Giants, 12/15/02

*16-game record

Most Points, Both Teams, First Quarter

35 vs. Philadelphia, 10/19/69
 35 vs. Atlanta, 12/22/91
 28 vs. St. Louis, 11/23/67
 28 vs. N.Y. Jets, 12/4/71
 28 @ Denver, 9/13/98

Most Points, Second Quarter

24 vs. N.Y. Giants, 9/18/66
 24 vs. Pittsburgh, 10/30/66
 24 vs. Detroit, 9/15/68
 24 vs. New England, 10/24/71
 24 vs. San Francisco, 10/12/80
 24 @ Washington, 10/2/94

Most Points, Opponent, Second Quarter

28 vs. Philadelphia, 11/15/04
 26 @ Philadelphia, 9/30/01
 24 vs. Baltimore, 10/30/60
 24 vs. N.Y. Giants, 11/11/62

Most Points, Both Teams, Second Quarter

42 @ N.Y. Giants, 12/16/62
 42 vs. Philadelphia, 11/15/04
 38 vs. Kansas City, 11/10/75
 38 vs. Raiders, 10/23/83

Most Points, Third Quarter

24 vs. Chicago, 12/27/92
 21 Six times, last vs. N.Y. Giants, 11/7/94

Most Points, Opponent, Third Quarter

24 @ Tennessee, 12/25/00
 22 @ Washington, 9/12/99
 21 @ Washington, 12/17/61
 21 @ Cincinnati, 12/8/85
 21 @ Green Bay, 10/24/04

Most Points, Both Teams, Third Quarter

35 @ Washington, 12/17/61
 35 vs. St. Louis, 9/28/75
 28 Five times, last @ Green Bay, 10/24/04

Most Points, Fourth Quarter

21 Nine times, last vs. Denver, 11/22/01

Most Points, Opponent, Fourth Quarter

22 @ Seattle, 12/6/04
 21 Eight times, last @ N.Y. Giants, 1/2/05

Most Points, Both Teams, Fourth Quarter

36 @ Seattle, 12/6/04
 35 vs. N.Y. Giants, 10/21/73
 35 vs. San Francisco, 12/8/02

Most Consecutive Games Scoring

218 1970-85
 151 1991-2000
 146 1960-70

TOUCHDOWNS**Most Touchdowns, Season**

60 1980
 59 1983
 56 1966

Most Touchdowns, Opponent, Season

52 1962
 49 1961
 49 2004

Fewest Touchdowns, Season

23 1960
 25 1989*
 26 2001, 2002

Fewest Touchdowns, Opponent, Season

23 1968
 23 1973
 23 1993

Most Touchdowns, Game

8 vs. Philadelphia, 10/9/66
 8 vs. Detroit, 9/15/68
 8 vs. San Francisco, 10/12/80

Most Touchdowns, Opponent, Game

7 vs. Cleveland, 10/16/60
 7 @ St. Louis, 12/9/62
 7 @ Cincinnati, 12/8/85
 7 vs. Philadelphia, 11/15/04

Most Touchdowns, Both Teams, Game

12 vs. Buffalo, 9/19/71
 11 @ San Francisco, 12/12/77
 11 vs. Minnesota, 11/26/87

Most Consecutive Games Score Touchdown

75 1979-84
 73 1960-65
 72 1965-70

POINT AFTER TOUCHDOWNS**Most Points After Touchdowns, Season**

59 1980
 57 1983
 56 1966

Most Point After Touchdowns, Opponent, Season

49 1962
 45 1963
 44 1961, 2004

Most Point After Touchdowns, Game

8 vs. Philadelphia, 10/9/66
 8 vs. Detroit, 9/15/68
 8 vs. San Francisco, 10/12/80

Most Point After Touchdowns, Opponent, Game

7 @ St. Louis, 12/9/62
 7 vs. Philadelphia, 11/15/04
 6 Nine times, last @ Denver, 9/13/98

Most Consecutive Point After Touchdowns (Kicking)

191 1996-2003
 162 1969-73
 143 1985-89

Most Two Point Conversions, Attempted, Season

5 1997
 4 2000
 2 1994, 1995, 1996, 1998, 2004

Most Two Point Conversions Attempted, Opponent Season

4 1996, 1999, 2004
 3 1994, 1995, 2000

Most Two Point Conversions Made, Season

2 1996, 1997, 2000
 1 1995, 2004

Most Two Point Conversions Made, Opponent, Season

3 1999
 2 1997, 1998, 2003, 2004

FIELD GOALS**Most Field Goals Attempted, Season**

39 1991
 38 1997
 37 1993

Most Field Goals Attempted, Opponent, Season

39 1991
 38 2002
 36 2001

Fewest Field Goals Attempted, Season

13 1960
 17 1980*
 19 2002

Fewest Field Goals Attempted, Opp., Season

12 1976
 15 1977
 17 1992*

Most Field Goals Attempted, Game

8 @ N.Y. Giants, 9/15/03
 7 @ Chicago, 11/24/68
 7 vs. Green Bay, 11/18/96

Most Field Goals Attempted, Opponent, Game

7 @ Philadelphia, 12/5/65
 6 vs. San Francisco, 11/20/60
 6 vs. St. Louis, 12/18/71
 6 @ Green Bay, 10/1/72
 6 @ Arizona, 10/13/02

Most Field Goals Attempted, Both Teams, Game

9 @ Philadelphia, 12/5/65
 9 @ Chicago, 11/24/68
 9 @ N.Y. Giants, 9/15/03

Most Field Goals Made, Season

34 1997
 32 1996
 30 1993

Most Field Goals Made, Opponent, Season

29 1991
 28 1989, 1996
 27 2001, 2002

Fewest Field Goals Made, Season

6 1960
 9 1963, 1967
 10 1974, 1989*

Fewest Field Goals Made, Opponent, Season

7 1976
8 1967
9 1968, 1969
11 1978*

Most Field Goals Made, Game

7 vs. Green Bay, 11/18/96
7 @ N.Y. Giants, 9/15/03
5 @ Rams, 12/21/87
5 vs. Green Bay, 10/3/93
5 vs. N.Y. Giants, 12/17/95
5 @ Arizona, 9/7/97
5 vs. Philadelphia, 9/15/97

Most Field Goals Made, Opponent, Game

5 vs. Atlanta, 10/20/96
5 vs. Philadelphia, 11/18/01
4 Many times, last @ Cincinnati, 11/7/04

Most Field Goals Made, Both Teams, Game

8 @ N.Y. Giants, 9/15/03
7 @ Houston, 11/10/91
7 vs. N.Y. Giants, 12/17/95
7 vs. Green Bay, 11/18/96
7 vs. Philadelphia, 9/15/97

Most Consecutive Games Scoring Field Goal

18 1992-93
15 1996-97
13 2001-02

SAFETIES**Most Safeties, Season**

3 1981
2 Many times, last 2003

Most Safeties, Opponent, Season

2 1960, 1986, 1988, 2002

Most Safeties, Game

2 vs. Philadelphia, 11/19/72
2 vs. Arizona, 10/5/03
1 Many times, last vs. Cleveland, 9/19/04

FIRST DOWNS**Most First Downs, Season**

364 1995
342 1978, 1983
339 1979

Most First Downs, Opponent, Season

321 1989
312 1985
309 2000

Most First Downs, Both Teams, Season

667 1995
648 1985
633 1980

Fewest First Downs, Season

180 1960
211 1965
237 2002*

Fewest First Downs, Opponent, Season

199 1974
200 1971
228 2003*

Most First Downs, Game

33 @ Detroit, 9/15/85
32 Five times, last vs. Minnesota, 11/26/98

Most First Downs, Opponent, Game

33 @ Houston, 11/10/91
32 @ Oakland, 11/19/95
32 @ Washington, 12/22/96

Most First Downs, Both Teams, Game

57 @ Oakland, 11/19/95
55 @ Washington, 9/12/99 (OT)
54 @ San Francisco, 11/10/63
54 @ N.Y. Giants, 9/10/78
54 @ Houston, 11/10/91

Fewest First Downs, Game

6 @ Tennessee, 12/25/00
7 @ N.Y. Giants, 12/16/89
8 Nine times, last @ Washington, 12/29/02

Fewest First Downs, Opponent, Game

5 @ Philadelphia, 11/6/66
5 @ Philadelphia, 9/23/74
6 Three times, last vs. Seattle, 10/11/92

Fewest First Downs, Both Teams, Game

20 @ Green Bay, 10/24/65
21 @ Philadelphia, 11/6/66
21 @ Houston, 11/24/74
21 @ N.Y. Giants, 12/16/89

Most First Downs, Rushing, Season

147 1974
146 1978
143 1980

Most First Downs, Rushing, Opponent, Season

137 2000
122 1961
118 1986

Fewest First Downs, Rushing, Season

57 1960
78 1989*
82 1997

Fewest First Downs, Rushing, Opp., Season

52 1969
59 1971
68 1992*, 2003*

Most First Downs, Rushing, Game

19 @ Baltimore, 12/6/81
18 vs. Cleveland, 11/25/82
17 @ Green Bay, 11/12/78
17 vs. Washington, 11/22/81

Most First Downs, Rushing, Opponent, Game

17 @ Chicago, 9/30/84
17 vs. Philadelphia, 9/30/00
15 Four times, last @ Baltimore, 11/19/00

Fewest First Downs, Rushing, Game

0 vs. Philadelphia, 11/1/70

Fewest First Downs, Rushing, Opponent, Game

0 Six times, last @ Atlanta, 12/21/92
1 Many times, last vs. Chicago, 11/25/04

Most First Downs, Passing, Season

208 1985
205 1983
202 1984

Most First Downs, Passing, Opponent, Season

193 1985
183 1989
181 1983

Fewest First Downs, Passing, Season

95 1970
105 1960
108 1965
110 2001*

Fewest First Downs, Passing, Opp., Season

94 1977
97 1960
105 1970
127 2003*

Most First Downs, Passing, Game

23 @ San Francisco, 11/10/63
22 @ Detroit, 9/15/95
21 @ Miami, 10/27/96

Most First Downs, Passing, Opponent, Game

21 vs. Chicago, 11/18/62
21 vs. Kansas City, 11/20/83
21 @ St. Louis, 11/11/84
21 @ Arizona, 11/15/98

Fewest First Downs, Passing, Game

1 vs. Tampa Bay, 9/9/01
2 @ Phoenix, 10/14/90
2 @ Tennessee, 12/25/00

Fewest First Downs, Passing, Opponent, Game

1 Three times, last @ N.Y. Jets, 12/21/75

Most First Downs, Penalty, Season

33 1985
32 2000
30 1993

Most First Downs, Penalty, Opponent, Season

38 1997
34 1987
33 2003

Fewest First Downs, Penalty, Season

9 1961, 1962, 1971
11 1963, 1967
18 1996*

Fewest First Downs, Penalty, Opp., Season

10 1969
12 1961
16 1991*

Most First Downs, Penalty, Game

7 vs. Washington, 12/26/93
6 vs. Tampa Bay, 10/9/83
5 12 times, last vs. N.Y. Giants, 12/17/00

*16-game record

Most First Downs, Penalty, Opponent, Game

7 @ N.Y. Jets, 10/4/87
6 Five times, last @ Green Bay, 11/23/97

NET YARDS GAINED RUSHING AND PASSING**Most Yards Gained, Season**

5,968 1979
5,959 1978, 1983

Most Yards Gained, Opponent, Season

5,608 1985
5,556 1989
5,427 1983

Fewest Yards Gained, Season

3,153 1960
3,704 1964
3,995 1965
4,081 1990*

Fewest Yards Gained, Opponent, Season

3,213 1977
3,463 1974
3,466 1973
3,933 1992*

Most Yards Gained, Game

652 vs. Philadelphia, 10/9/66
583 vs. Baltimore, 9/4/78
578 vs. St. Louis, 9/30/73

Most Yards Gained, Opponent, Game

583 @ Houston, 11/10/91
570 @ Cincinnati, 12/8/85
529 vs. Miami, 10/25/81

Most Yards Gained, Both Teams, Game

1,045 @ Washington, 9/12/99 (OT)
995 vs. Miami, 10/25/81
984 vs. Minnesota, 11/26/98

Fewest Yards Gained, Game

90 vs. Philadelphia, 9/15/91
96 @ Tennessee, 12/25/00
100 @ Phoenix, 10/14/90

Fewest Yards Gained, Opponent, Game

62 vs. Seattle, 10/11/92
63 @ Green Bay, 10/24/65
80 @ Philadelphia, 11/6/66

Fewest Yards Gained, Both Teams, Game

255 @ Green Bay, 10/24/65
320 @ Philadelphia, 11/6/66
333 @ Houston, 11/24/74

Most Consecutive Games, 300 or More Yards

17 1975-76
15 1978-79
13 1992-93

Most Consecutive Games, 400 or More Yards

4 1976
3 1983
2 Many times, last 2004

RUSHING**ATTEMPTS****Most Rushing Attempts, Season**

630 1981
625 1978
594 1980

Most Rushing Attempts, Opponent, Season

543 1989
538 2000
511 1997

Fewest Rushing Attempts, Season

311 1960
355 1989*
393 1990

Fewest Rushing Attempts, Opponent, Season

313 1969
339 1967
345 1992*

Most Rushing Attempts, Game

66 @ Baltimore, 12/6/81
59 vs. San Francisco, 10/12/80
58 @ Green Bay, 11/12/78

Most Rushing Attempts, Opponent, Game

53 vs. N.Y. Giants, 11/7/76
52 vs. N.Y. Giants, 12/17/72
51 vs. N.Y. Giants, 9/16/90

Fewest Rushing Attempts, Game

10 @ New Orleans, 9/10/89
11 vs. N.Y. Giants, 9/16/90
13 Four times, last vs. Philadelphia, 9/3/00

Fewest Rushing Attempts, Opponent, Game

11 @ Atlanta, 12/21/92
12 vs. Pittsburgh, 10/30/66
12 vs. N.Y. Giants, 9/24/67
12 vs. Philadelphia, 10/16/83

YARDS**Most Yards Gained Rushing, Season**

2,783 1978
2,711 1981
2,454 1974

Most Yards Gained Rushing, Opponent, Season

2,636 2000
2,242 1960
2,226 1984

Fewest Yards Gained Rushing, Season

1,049 1960
1,409 1989*
1,500 1990

Fewest Yards Gained Rushing, Opp., Season

1,050 1969
1,094 1967
1,144 1971
1,244 1992*

Most Yards Gained Rushing, Game

354 @ Baltimore, 12/6/81
313 @ Green Bay, 11/12/78
299 vs. Cleveland, 11/25/82

Most Yards Gained Rushing, Opponent, Game

306 vs. Philadelphia, 9/3/00
289 vs. Philadelphia, 10/22/61
283 @ Chicago, 9/30/84

Most Yards Gained Rushing, Both Teams, Game

510 @ Baltimore, 12/6/81
466 vs. Philadelphia, 10/22/61
450 vs. N.Y. Giants, 10/15/61

Fewest Yards Gained Rushing, Game

8 @ New Orleans, 12/6/98
20 @ New Orleans, 9/10/89
20 vs. N.Y. Giants, 9/16/90

Fewest Yards Gained Rushing, Opponent, Game

7 vs. Pittsburgh, 10/30/66
11 @ Cleveland, 9/17/67
16 @ Washington, 10/8/67

AVERAGE GAIN**Highest Average Gain Rushing, Season**

4.70 1962
4.52 1974
4.50 1966

Highest Average Gain Rushing, Opponent, Season

5.04 1960
4.92 1961
4.90 2000

Lowest Average Gain Rushing, Season

3.37 1960
3.45 1996
3.55 1994

Lowest Average Gain Rushing, Opponent, Season

3.22 1974
3.23 1967
3.24 1971

TOUCHDOWNS**Most Touchdowns Rushing, Season**

29 1995
26 1968, 1980, 1994

Most Touchdowns, Rushing, Opponent, Season

24 1960
21 1989
19 1962, 1987

Fewest Touchdowns, Rushing, Season

6 1960, 1961, 1997
7 1989, 2002

Fewest Touchdowns, Rushing, Opp., Season

3 1968, 1969
5 1973
6 1999*

Most Touchdowns, Rushing, Game

5 @ Philadelphia, 9/29/68
5 @ Buffalo, 9/19/71
5 vs. Phoenix, 12/16/90

Most Touchdowns, Rushing, Opponent, Game

5 Four times, last vs. Philadelphia, 10/10/65
4 Many times, last @ Denver, 9/13/98

Most Touchdowns, Rushing, Both Teams, Game

6 Seven times, last vs. Phoenix, 12/16/90
5 Many times, last vs. Minnesota, 11/26/98

*16-game record

PASSING

ATTEMPTS

Most Passes Attempted, Season

604 1984
587 1985
555 1988

Most Passes Attempted, Opponent, Season

574 2002
558 1983
555 1993

Fewest Passes Attempted, Season

297 1970
321 1973
354 1960
413 2001*

Fewest Passes Attempted, Opponent, Season

293 1960
326 1961
349 1974
432 1978*

Most Passes Attempted, Game

62 @ Detroit, 9/15/85
57 vs. Minnesota, 11/26/98
55 @ N.Y. Giants, 11/6/88

Most Passes Attempted, Opponent, Game

59 vs. Kansas City, 11/20/83
56 @ Houston, 11/10/91
56 @ Arizona, 11/15/98
55 vs. St. Louis, 12/27/87
55 @ Oakland, 11/19/95
55 vs. San Francisco, 12/8/02

Most Passes Attempted, Both Teams, Game

99 @ Philadelphia, 10/23/88
95 @ Houston, 11/10/91
92 vs. Minnesota, 11/26/98

Fewest Passes Attempted, Game

8 vs. Washington, 12/10/00
11 vs. Atlanta, 10/11/70
11 vs. N.Y. Giants, 10/21/73
12 vs. Philadelphia, 10/14/62

Fewest Passes Attempted, Opponent, Game

10 vs. Washington, 10/3/71
10 vs. Miami, 11/22/73
12 @ Pittsburgh, 11/20/77

Fewest Passes Attempted, Both Teams, Game

28 @ N.Y. Jets, 12/21/75
29 vs. Atlanta, 10/11/70
31 @ N.Y. Giants, 10/10/76

COMPLETIONS

Most Passes Completed, Season

346 1983
344 1985
322 1984, 1995

Most Passes Completed, Opponent, Season

334 1993, 2002
320 1991
310 2004

Fewest Passes Completed Season

149 1970
163 1960
168 1965
210 2001*

Fewest Passes Completed, Opponent, Season

145 1960
154 1977
162 1975
202 1978*

Most Passes Completed, Game

40 @ Detroit, 9/15/85
34 @ N.Y. Giants, 10/5/97
34 vs. Minnesota, 11/26/98
33 @ Rams, 9/3/84
33 @ Miami, 10/27/96

Most Passes Completed, Opponent, Game

41 @ Houston, 11/10/91
36 vs. San Francisco, 12/8/02
34 @ Atlanta, 12/21/92

Most Pass Completions, Both Teams, Game

65 @ Houston, 11/10/91
58 @ Philadelphia, 10/23/88
57 @ San Diego, 11/13/83

Fewest Passes Completed, Game

4 vs. Atlanta, 10/11/70
5 vs. Washington, 12/12/76
5 vs. Washington, 12/10/00
5 @ Tennessee, 12/25/00

Fewest Passes Completed, Opponent, Game

2 @ N.Y. Jets, 12/21/75
4 Four times, last vs. Rams, 9/21/75

Fewest Pass Completions, Both Teams, Game

8 @ N.Y. Jets, 12/21/75
14 Five times, last vs. Rams, 9/21/75

YARDS

Most Yards Gained, Passing, Season

3,861 1985
3,842 1983
3,623 1995

Most Yards Gained, Passing, Opponent, Season

3,928 1983
3,755 1985
3,674 1962

Fewest Yards Gained, Passing, Season

2,013 1964
2,104 1960
2,149 1970
2,218 2001*

Fewest Yards Gained, Passing, Opp., Season

1,562 1977
1,909 1976
1,913 1970
2,288 1978*

Most Yards Gained, Passing, Game

455 vs. Minnesota, 11/26/98
452 @ Detroit, 9/15/85
440 vs. Philadelphia, 10/9/66

Most Yards Gained, Passing, Opponent, Game

448 @ Arizona, 11/15/98
437 vs. Chicago, 11/18/62
425 @ Houston, 11/10/91

Most Yards Gained, Passing, Both Teams, Game

808 vs. Minnesota, 11/26/98
724 @ Washington, 9/12/99 (OT)
720 @ N.Y. Giants, 10/6/85

Fewest Yards Gained, Passing, Game

-1 @ Green Bay, 10/24/65
10 @ Tennessee, 12/25/00
28 vs. Tampa Bay, 9/9/01

Fewest Yards Gained, Passing, Opp., Game

-10 @ Green Bay, 10/24/65
-1 @ N.Y. Jets, 12/21/75
1 vs. Washington, 10/16/77

Fewest Yards Gained, Pass., Both Teams, Game

-11 @ Green Bay, 10/24/65
83 vs. Atlanta, 10/11/70
85 @ N.Y. Jets, 12/21/75

COMPLETION PERCENTAGE

Highest Completion Percentage, Season

66.7 1993 (317 of 475)
65.2 1995 (322 of 494)
64.0 1992 (314 of 491)

Highest Completion Percentage, Opp., Season

61.8 2004 (310 of 502)
61.7 1989 (301 of 488)
60.5 2000 (277 of 458)

Lowest Completion Percentage, Season

46.0 1960 (163 of 354)
46.4 1965 (168 of 362)
47.5 1964 (192 of 404)

Lowest Completion Percentage, Opp., Season

40.5 1960 (159 of 393)
41.6 1977 (154 of 370)
43.4 1975 (162 of 373)

Highest Completion Percentage, Game (10 att.)

87.5 @ Philadelphia, 11/6/83 (21 of 24)
86.7 @ N.Y. Giants, 10/10/76 (16 of 19)
85.7 @ Atlanta, 12/21/92 (18 of 21)

Highest Completion Percentage, Opponent, Game (10 att.)

85.7 @ Detroit, 12/11/60 (12 of 14)
84.2 @ New Orleans, 9/10/89 (16 of 19)
84.0 vs. Pittsburgh, 10/17/04 (21 of 25)

Highest Completion Percentage, Both Teams, Game

80.6 @ N.Y. Giants, 10/10/76 (25 of 31)
78.7 vs. N.Y. Giants, 9/29/91 (48 of 61)
78.0 @ N.Y. Giants, 9/30/90 (39 of 50)

Lowest Completion Percentage, Game

22.7 vs. Washington, 12/12/76 (5 of 22)
 25.0 @ Tennessee, 12/25/00 (5 of 20)
 28.6 vs. Washington, 9/26/65 (6 of 21)

Lowest Completion Percentage, Opp., Game

16.7 @ N.Y. Jets, 12/21/75 (2 of 12)
 18.2 @ St. Louis, 10/23/60 (4 of 22)
 21.1 @ Green Bay, 10/24/65 (4 of 19)

Lowest Completion Per., Both Teams, Game

28.6 @ N.Y. Jets, 12/21/75 (8 of 28)
 30.4 @ St. Louis, 10/23/60 (14 of 46)
 33.3 @ Washington, 12/14/03 (17 of 51)

TOUCHDOWNS**Most Touchdowns, Passing, Season**

31 1962, 1983
 30 1980

Most Touchdowns, Passing, Opponent, Season

33 1962
 31 1963, 2004

Fewest Touchdowns, Passing, Season

10 1964
 12 1990*, 1996*

Fewest Touchdowns, Passing, Opp., Season

10 1970, 1996
 11 1978

Most Touchdowns, Passing, Game

5 Seven times, last @ Washington, 9/12/99 (OT)
 4 Many times, last @ Pittsburgh, 8/31/97

Most Touchdowns, Passing, Opponent, Game

6 @ N.Y. Giants, 12/16/62
 5 Five times, last @ Minnesota, 9/12/04

SACKS**TOTAL SACKS****Most Sacks, Season**

62 1985
 60 1966
 58 1978

Most Sacks, Opponent, Season

68 1964
 60 1986
 55 1965
 55 1966

Fewest Sacks, Season

20 1960, 1963
 21 1961
 23 1991*

Fewest Sacks, Opponent, Season

18 1995
 19 1996, 1998
 20 1994

Most Sacks, Game

12 @ Pittsburgh, 11/20/66
 12 @ Houston, 9/29/85
 11 @ Detroit, 10/6/75
 11 @ N.Y. Jets, 10/4/87

Most Sacks, Opponent, Game

11 @ San Diego, 11/16/86
 11 vs. Philadelphia, 9/15/91
 10 vs. New England, 11/22/84

Most Sacks, Both Teams, Game

17 @ Pittsburgh, 11/20/66
 15 @ San Diego, 11/16/86
 14 Four times, last @ Houston, 9/29/85

Games With No Sacks Allowed, Season

8 1994
 6 1995
 5 Five times, last 1998

SACK YARDAGE**Most Sack Yardage, Season**

459 1985
 452 1969
 442 1978

Most Sack Yardage, Opponent, Season

503 1964
 498 1986
 403 1987

Fewest Sack Yardage, Season

130 2001
 137 2002
 151 1991

Fewest Sack Yardage, Opponent, Season

93 1994
 110 1998
 112 1992

Most Sack Yardage, Game

84 vs. Detroit, 10/6/75
 84 @ Houston, 11/24/74
 82 @ Houston, 9/29/85

Most Sack Yardage, Opponent, Game

93 @ San Diego, 11/16/86
 77 vs. San Francisco, 11/23/72
 71 @ Atlanta, 9/15/74

INTERCEPTIONS**TOTAL INTERCEPTIONS****Most Interceptions, Season**

37 1981
 33 1985
 29 1967

Most Interceptions, Opponent, Season

33 1960
 28 1967
 27 1961, 1988, 1989

Fewest Interceptions, Season

7 1989, 1997
 9 2001
 10 1988

Fewest Interceptions, Opponent, Season

6 1993
 8 1998
 10 1977, 1995

Most Interceptions, Game

7 @ Philadelphia, 9/26/71
 6 vs. Washington, 9/9/85
 5 Seven times, last vs. Miami, 11/25/99

Most Interceptions, Opponent, Game

5 Six times, last @ N.Y. Giants, 10/15/00

YARDS GAINED**Most Yards, Season**

549 1963
 523 1980
 482 1981

Most Yards, Opponent, Season

586 1961
 526 2004
 437 1963

Fewest Yards, Season

37 1989
 67 1988
 100 1960

Fewest Yards, Opponent, Season

47 1993
 93 1974
 100 1999

Most Yards, Game

183 vs. Washington, 11/3/63
 154 vs. Atlanta, 9/20/99
 150 @ Philadelphia, 9/26/71

Most Yards, Opponent, Game

138 vs. N.Y. Giants, 10/15/61
 129 @ Minnesota, 10/18/70
 127 @ Cleveland, 10/23/66

TOUCHDOWNS**Most Touchdowns By Interceptions, Season**

4 1985, 1995, 1999
 3 Seven times, last 2001

Most Touchdowns By Interceptions, Opponent, Season

5 1961, 1963
 4 1964, 1984, 1990, 2001, 2004

PUNTING

TOTAL PUNTS

Most Punts, Season

112 2002
108 1984
95 2003

Most Punts, Opponent, Season

108 1978
105 2003
103 1977

Fewest Punts, Season

51 1972
55 1995*
56 1971, 1993

Fewest Punts, Opponent, Season

43 1961
50 1960
52 1963
55 1995*

Most Punts, Game

11 vs. Green Bay, 9/23/84
10 Nine times, last @ Detroit, 11/3/02

Most Punts, Opponent, Game

11 @ Rams, 9/30/62
11 @ Atlanta, 9/15/74
11 vs. Buffalo, 11/15/76
11 vs. New England, 11/22/84
10 Many times, last vs. Chicago, 11/25/04

Most Punts, Both Teams, Game

21 vs. Buffalo, 11/15/76
21 vs. New England, 11/22/84
20 vs. Green Bay, 9/23/84

Fewest Punts, Game

0 vs. Cleveland, 12/3/61
0 vs. Detroit, 9/15/68
0 vs. Baltimore, 9/4/78
0 vs. Cincinnati, 11/12/00

Fewest Punts, Opponent, Game

0 vs. Philadelphia, 10/22/61
0 vs. N.Y. Giants, 9/29/91
1 12 times, last vs. San Francisco, 9/24/00

Fewest Punts, Both Teams, Game

1 vs. Cleveland, 12/3/61
2 vs. Philadelphia, 10/22/61
3 Seven times, last vs. Cincinnati, 11/12/00

Consecutive Punts, No Blocks

611 1989-98
396 1961-66
382 1978-83

Consecutive Punts, No Blocks, Opponent

591 1977-84
582 1992-99
330 1960-65

AVERAGE YARDAGE

Highest Average Distance, Punting, Season

45.4 1962
44.2 1963
43.3 1969

Highest Average Distance, Punting, Opponent, Season

46.1 1996
45.5 1961
43.6 1997

Highest Avg. Distance, Punting, Game (4 punts)

55.3 vs. Chicago, 9/28/97
53.4 vs. New Orleans, 11/3/68
53.3 vs. Washington, 10/24/99

Highest Average Distance, Punting, Opponent, Game (4 punts)

54.4 @ Miami, 10/27/96
54.3 @ Cleveland, 10/17/65
54.0 vs. N.Y. Giants, 10/5/80

PUNT RETURNS

TOTAL RETURNS

Most Punt Returns, Season

63 1978
62 1974
61 1977

Most Punt Returns, Opponent, Season

58 2002
55 1984
53 1983

Fewest Punt Returns, Season

18 1962
23 1963, 1995*

Fewest Punt Returns, Opponent, Season

15 1972
17 1961
18 1960
22 1995*

Most Punt Returns, Game

9 vs. Buffalo, 11/15/76
8 vs. Cleveland, 11/25/82
8 @ Houston, 12/13/82
8 @ Washington, 9/27/04

Most Punt Returns, Opponent, Game

8 vs. N.Y. Giants, 11/4/84
7 Five times, last vs. Phoenix, 10/30/88

YARDS GAINED

Most Yards, Punt Returns, Season

573 1974
556 1980
550 1992

Most Yards, Punt Returns, Opponent, Season

637 2002
588 1983
493 2001

Fewest Yards, Punt Returns, Season

81 1962
103 1961
134 1972
197 1989*

Fewest Yards, Punt Returns, Opponent, Season

41 1972
52 1964
83 1960
169 1993*

Most Yards, Punt Returns, Game

126 vs. Green Bay, 11/29/64
124 @ Philadelphia, 12/15/91
122 vs. Pittsburgh, 12/8/68

Most Yards, Punt Returns, Opponent, Game

139 @ Atlanta, 11/11/01
123 @ N.Y. Giants, 10/18/99
112 @ St. Louis, 10/13/74

TOUCHDOWNS

Most Touchdowns, Punt Returns, Season

2 1968, 1992, 1993, 1998, 2000
1 10 times, last 2001

Most Touchdowns, Punt Returns, Opp., Season

1 10 times, last 1999

KICKOFF RETURNS

TOTAL RETURNS

Most Kickoff Returns, Season

78 2004
77 1989
70 1983

Most Kickoff Returns, Opponent, Season

85 1995
82 1994
78 1983

Fewest Kickoff Returns, Season

33 1973
36 1969, 1993*

Fewest Kickoff Returns, Opponent, Season

32 1960
43 1961
46 1989*

Most Kickoff Returns, Game

9 @ Minnesota, 10/18/70
8 Six times, last @ N.Y. Giants, 12/15/02

Most Kickoff Returns, Opponent, Game

10 vs. Detroit, 9/15/68
9 Five times, last vs. New England, 10/24/71

YARDS GAINED

Most Yards, Kickoff Returns, Season

1,709 1989
1,603 2004
1,521 2002

Most Yards, Kickoff Returns, Opponent, Season

1,806 1983
1,709 1978, 1994

Fewest Yards, Kickoff Returns, Season

699 1992
718 1969
725 1973

*16-game record

Fewest Yards, Kickoff Returns, Opponent, Season

811 1960
853 1989*
948 1961

Most Yards, Kickoff Returns, Game

260 vs. San Francisco, 11/7/65
240 @ Philadelphia, 9/22/02
235 vs. Atlanta, 10/20/96

Most Yards, Kickoff Returns, Opponent, Game

261 @ Philadelphia, 11/6/66
258 vs. Green Bay, 10/3/93
219 vs. Baltimore, 9/4/78

TOUCHDOWNS**Most Touchdowns, Kickoff Returns, Season**

2 1971, 2002
1 10 times, last 2003

Most Touchdowns, Kickoff Returns, Opponent, Season

3 1966
1 Six times, last 1993

FUMBLES**TOTAL FUMBLES****Most Fumbles, Season**

46 1961
45 1981
44 1986

Most Fumbles, Opponent, Season

44 1973
43 1975, 1981

Fewest Fumbles, Season

16 1992
18 1998
21 1960, 1968

Fewest Fumbles, Opponent, Season

15 1994
16 1995
20 1979, 2004

Most Fumbles, Game

8 @ Tennessee, 12/25/00
7 vs. N.Y. Giants, 10/11/71
6 Six times, last vs. Philadelphia, 12/21/02

Most Fumbles, Opponent, Game

7 @ Washington, 11/28/65
7 vs. Kansas City, 11/10/75
6 Six times, last @ N.Y. Giants, 11/4/01

FUMBLES LOST**Most Fumbles Lost, Season**

21 1961, 1971, 1979

Most Fumbles Lost, Opponent, Season

25 1971
23 1973
21 1983

Fewest Fumbles Lost, Season

7 1998
8 2003
9 1990, 1992

Fewest Fumbles Lost, Opponent, Season

6 1995
9 1988, 1994, 1999, 2000, 2004

Most Fumbles Lost, Game

5 @ New Orleans, 11/3/68
5 vs. N.Y. Giants, 10/11/71
5 vs. Kansas City, 11/10/75

Most Fumbles Lost, Opponent, Game

5 Four times, last vs. Raiders, 10/23/83

Most Consecutive Games Without Losing Fumble

7 1998
5 1997
4 1991, 1992, 1994, 1996, 2003

PENALTIES**TOTAL PENALTIES****Most Penalties, Season**

141 1988
136 1999
131 1987

Most Penalties, Opponent, Season

120 1998
119 2002
112 1995

Fewest Penalties, Season

47 1961
62 1960, 1962
74 1991*

Fewest Penalties, Opponent, Season

38 1961
50 1965
52 1963, 1973
69 2001*

Most Penalties, Game

17 @ Cleveland, 12/4/88
16 @ N.Y. Jets, 10/4/87
16 @ Philadelphia, 10/23/88

Most Penalties, Opponent, Game

14 vs. Tampa Bay, 10/9/83
14 vs. Carolina, 10/20/02
13 Five times, last vs. Philadelphia, 9/15/97

Most Penalties, Both Teams, Game

26 vs. Tampa Bay, 10/9/83
26 @ N.Y. Jets, 10/4/87
26 @ Cleveland, 12/4/88
25 vs. L.A. Rams, 10/18/81

Fewest Penalties, Game

0 @ St. Louis, 12/10/61
0 vs. Washington, 11/23/80
0 @ Washington, 11/5/89

Fewest Penalties, Opponent, Game

0 @ Pittsburgh, 10/21/62
0 @ Philadelphia, 12/5/65
0 @ Seattle, 12/16/01

YARDS PENALIZED**Most Yards Penalized, Season**

1,196 1999
1,148 1988
1,108 1998

Most Yards Penalized, Opponent, Season

999 2000
990 1985
989 1980

Fewest Yards Penalized, Season

427 1961
600 1960
610 1991*

Fewest Yards Penalized, Opponent, Season

362 1961
479 1963
483 1965
634 2001*

Most Yards Penalized, Game

161 @ Washington, 11/2/70
159 vs. Philadelphia, 10/13/68
152 vs. Minnesota, 11/26/98

Most Yards Penalized, Opponent, Game

185 vs. Tampa Bay, 10/9/83
166 @ St. Louis, 10/9/77
150 @ N.Y. Jets, 10/4/87

Most Yards Penalized, Both Teams, Game

294 vs. Tampa Bay, 10/9/83
281 @ N.Y. Jets, 10/4/87
275 @ St. Louis, 10/9/77

Fewest Yards Penalized, Game

0 @ St. Louis, 12/10/61
0 vs. Washington, 11/23/80
0 @ Washington, 11/5/89

Fewest Yards Penalized, Opponent, Game

0 @ Pittsburgh, 10/21/62
0 @ Philadelphia, 12/5/65
0 @ Seattle, 12/16/01

BLOCKED KICKS**BLOCKS**

(Extra Points, Field Goals and Punts)

Most, Season

- 14 1965
- 7 1968
- 6 1963, 1973

Most, Season, Opponent

- 7 1973
- 6 1960, 2001
- 4 1965, 1977, 1989

Most, Game

- 3 @ Pittsburgh, 10/31/65
- 2 11 times, last vs. Detroit, 9/19/94

Most, Game, Opponent

- 3 @ Washington, 10/8/73
- 2 Nine times, last @ Oakland, 10/7/01

BLOCKED EXTRA POINTS**Most, Season**

- 4 1965
- 3 2003
- 2 1963, 1968, 1979*

Most, Season, Opponent

- 2 1960, 1979
- 1 Seven times, last 2003

Most, Game

- 2 @ Pittsburgh, 10/31/65
- 1 Many times, last @ Philadelphia, 12/19/04

Most, Game, Opponent

- 2 vs. Philadelphia, 9/30/60
- 2 @ Minnesota, 10/7/79
- 1 Six times, last vs. Atlanta, 9/7/03

BLOCKED FIELD GOALS**Most, Season**

- 9 1965
- 5 1968
- 4 1963, 1969, 1973, 1978

Most, Season, Opponent

- 5 1973
- 4 1960
- 3 1965, 1991, 2001

Most, Game

- 2 Five times, last vs. Detroit, 9/19/94

Most, Game, Opponent

- 2 Six times, last @ Oakland, 10/7/01

BLOCKED PUNTS**Most, Season**

- 4 1976
- 3 1991
- 2 1973, 1977, 1990, 1992

Most, Season, Opponent

- 3 2001
- 2 1973, 1976, 1989

Most, Game

- 2 vs. N.Y. Giants, 10/21/73
- 2 @ Houston, 11/10/91
- 1 Many times, last vs. San Francisco, 12/8/02

Most, Game, Opponent

- 1 Many times, last vs. Washington, 11/28/02

*16-game record

Cowboys Longest Plays**LONG RUNS FROM SCRIMMAGE**

- 99 - Tony Dorsett @ Minnesota, Jan. 3, 1983 (TD)
- 84 - **Tony Dorsett vs. Philadelphia, Dec. 4, 1977 (TD)**
- 84 - Herschel Walker vs. Philadelphia, Dec. 14, 1986 (TD)
- 80 - Troy Hambrick @ Philadelphia, Sept. 30, 2001
- 77 - **Tony Dorsett @ St. Louis, Oct. 9, 1977 (TD)**
- 77 - Tony Dorsett @ Washington, Sept. 5, 1983
- 75 - Tony Dorsett @ New England, Sept. 21, 1981 (TD)
- 75 - Emmitt Smith vs. Washington, Sept. 9, 1991 (TD)
- 73 - **Amos Bullocks vs. Chicago, Nov. 18, 1962 (TD)**
- 71 - **Amos Marsh vs. N.Y. Giants, Oct. 15, 1961**
- 70 - Amos Marsh @ Washington, Nov. 4, 1962
- 68 - **Les Shy vs. Philadelphia, Oct. 9, 1966**
- 68 - Emmitt Smith vs. N.Y. Giants, Nov. 26, 1992 (TD)
- 67 - Dan Reeves vs. Washington, Dec. 11, 1966 (TD)
- 64 - Jim Stiger @ Washington, Nov. 22, 1964
- 63 - Tony Dorsett vs. New Orleans, Nov. 19, 1978
- 63 - Paul Palmer @ Kansas City, Oct. 22, 1989 (TD)
- 63 - Emmitt Smith @ Minnesota, Nov. 8, 1999 (TD)
- 63 - Aveion Cason vs. Atlanta, Sept. 7, 2003 (TD)
- 62 - Kelvin Edwards vs. Philadelphia, Oct. 11, 1987 (TD)
- 62 - Emmitt Smith @ Philadelphia, Oct. 31, 1993 (TD)

LONG FORWARD PASSES

- 95 - Don Meredith to Bob Hayes @ Washington, Nov. 13, 1966 (TD)
- 91 - Roger Staubach to Tony Dorsett vs. Baltimore, Sept. 4, 1978 (TD)
- 90 - Troy Aikman to Alvin Harper @ San Francisco, Nov. 13, 1994
- 90 - Troy Aikman to Jason Tucker vs. N.Y. Giants, Jan. 2, 2000 (TD)
- 89 - Craig Morton to Bob Hayes @ Kansas City, Oct. 25, 1970 (TD)
- 87 - Troy Aikman to Michael Irvin vs. Phoenix, Sept. 20, 1992 (TD)
- 86 - Craig Morton to Lance Rentzel vs. Philadelphia, Nov. 1, 1970 (TD)
- 86 - Bernie Kosar to Emmitt Smith vs. Phoenix, Nov. 14, 1993
- 85 - Eddie LeBaron to Amos Marsh @ L.A. Rams, Sept. 30, 1962 (TD)
- 85 - Roger Staubach to Bob Hayes @ N.Y. Giants, Dec. 12, 1971 (TD)

Bold denotes rookie

LONG PUNTS

- 84 - Ron Widby @ New Orleans, Nov. 3, 1968
- 75 - Sam Baker @ L.A. Rams, Sept. 30, 1962
- 75 - Billy Lothridge vs. N.Y. Giants, Oct. 11, 1964**
- 73 - Danny White vs. L.A. Rams, Oct. 14, 1979
- 72 - Toby Gowin vs. Chicago, Sept. 28, 1997**
- 71 - Sam Baker @ N.Y. Giants, Dec. 16, 1962
- 71 - Billy Lothridge vs. St. Louis, Sept. 12, 1964**
- 68 - Mat McBriar vs. Philadelphia, Nov. 15, 2004
- 67 - Dave Sherer @ St. Louis, Oct. 23, 1960
- 65 - Toby Gowin @ Chicago, Oct. 18, 1998

LONG PUNT RETURNS

- 98 - Dennis Morgan @ St. Louis, Oct. 13, 1974 (TD)**
- 90 - Bob Hayes vs. Pittsburgh, Dec. 8, 1968 (TD)
- 85 - Kelvin Martin @ Philadelphia, Dec. 15, 1991 (TD)
- 83 - Kevin Williams vs. Washington, Nov. 20, 1994 (TD)
- 83 - Deion Sanders vs. Chicago, Sept. 28, 1997 (TD)
- 79 - Kelvin Martin vs. Washington, Sept. 7, 1992 (TD)
- 76 - Deion Sanders @ Indianapolis, Oct. 31, 1999
- 74 - Kelvin Martin vs. L.A. Rams, Nov. 15, 1992 (TD)
- 71 - Joey Galloway vs. Philadelphia, Dec. 21, 2002
- 70 - Deion Sanders vs. Washington, Oct. 24, 1999 (TD)

LONG KICKOFF RETURNS

- 102 - Alexander Wright vs. Atlanta, Dec. 22, 1991 (TD)
- 101 - Amos Marsh vs. Philadelphia, Oct. 14, 1962 (TD)
- 101 - Ike Thomas vs. N.Y. Jets, Dec. 4, 1971 (TD)**
- 100 - Mel Renfro vs. San Francisco, Nov. 7, 1965 (TD)
- 100 - Mark Washington @ Washington, Nov. 22, 1970 (TD)**
- 100 - Reggie Swinton @ Philadelphia, Sept. 22, 2002 (TD)
- 97 - Thomas Henderson vs. St. Louis, Sept. 28, 1975 (TD)**
- 97 - James Dixon @ Kansas City, Oct. 22, 1989 (TD)**
- 90 - James Dixon @ Green Bay, Oct. 8, 1989**
- 90 - Alexander Wright vs. N.Y. Giants, Sept. 16, 1990 (TD)**
- 90 - Jason Tucker @ N.Y. Giants, Oct. 15, 2000

LONG INTERCEPTION RETURNS

- 100 - Mike Gaechter vs. Philadelphia, Oct. 14, 1962 (TD)**
- 96 - Dennis Thurman @ Washington, Sept. 6, 1981
- 95 - George Teague vs. Green Bay, Nov. 14, 1999 (TD)
- 94 - Darren Woodson @ Philadelphia, Dec. 4, 1994 (TD)
- 90 - Mel Renfro @ St. Louis, Oct. 4, 1965 (TD)
- 87 - Greg Ellis vs. Atlanta, Sept. 20, 1999 (TD)
- 86 - Mike Gaechter vs. Washington, Nov. 3, 1963
- 85 - Roy Williams @ Washington, Dec. 29, 2002 (TD)**
- 79 - Thomas Henderson vs. Tampa Bay, Oct. 2, 1977 (TD)
- 78 - Dennis Thurman @ St. Louis, Nov. 2, 1980 (TD)

LONG FUMBLE RETURNS

- 98 - Greg Ellis vs. Arizona, Oct. 3, 1999 (TD)
- 97 - Chuck Howley @ Atlanta, Oct. 2, 1966 (TD)
- 86 - Michael Downs @ Houston, Dec. 13, 1982 (TD)
- 84 - Don Bishop vs. St. Louis, Oct. 28, 1962 (TD)
- 77 - Jim Jeffcoat vs. Washington, Sept. 24, 1989 (TD)
- 72 - Benny Barnes @ San Francisco, Oct. 11, 1981 (TD)
- 63 - Jim Ridlon vs. Philadelphia, Dec. 6, 1964 (TD)
- 58 - Chuck Howley vs. San Francisco, Nov. 7, 1965
- 54 - Mike Montgomery vs. Detroit, Oct. 30, 1972 (TD)
- 42 - Bob Lilly @ St. Louis, Dec. 15, 1963 (TD)

LONG RETURNS OF FIELD GOAL ATTEMPTS

- 94 - Jerry Norton @ St. Louis, Dec. 9, 1962 (TD)
- 62 - Ron Fellows vs. New Orleans, Sept. 25, 1983 (TD)
- 60 - Mike Gaechter @ Washington, Nov. 28, 1965 (TD)
- 60 - Obert Logan @ N.Y. Giants, Dec. 19, 1965 (TD)**
- 51 - Bernard Ford @ Philadelphia, Dec. 10, 1989

Bold denotes rookie

Cowboys Big Days

RUSHING

1.	237	-	Emmitt Smith @ Philadelphia, Oct. 31, 1993 (30 carries)
2.	206	-	Tony Dorsett vs. Philadelphia, Dec. 4, 1977 (23 carries)
3.	198	-	Julius Jones @ Seattle, Dec. 6, 2004 (30 carries)
4.	189	-	Troy Hambrick @ Washington, Dec. 14, 2003 (33 carries)
5.	183	-	Tony Dorsett @ N.Y. Giants, Nov. 9, 1980 (24 carries)
6.	182	-	Emmitt Smith @ Phoenix, Sept. 22, 1991 (23 carries)
7.	175	-	Tony Dorsett @ Baltimore, Dec. 6, 1981 (30 carries)
8.	174	-	Emmitt Smith @ Atlanta, Dec. 21, 1992 (24 carries)
9.	173	-	Herschel Walker @ New England, Nov. 15, 1987 (28 carries)
10.	172	-	Emmitt Smith vs. Philadelphia, Dec. 6, 1993 (23 carries)
11.	171	-	Emmitt Smith @ Pittsburgh, Sept. 4, 1994 (31 carries)
12.	168	-	Emmitt Smith @ N.Y. Giants, Jan. 2, 1994 (32 carries)
13.	167	-	Emmitt Smith @ Atlanta, Oct. 29, 1995 (26 carries)
14.	163	-	Emmitt Smith vs. Philadelphia, Nov. 1, 1992 (30 carries)
	163	-	Emmitt Smith vs. N.Y. Giants, Nov. 7, 1994 (35 carries)
	163	-	Emmitt Smith @ N.Y. Giants, Sept. 4, 1995 (21 carries)
	163	-	Emmitt Smith vs. N.Y. Giants, Nov. 8, 1998 (29 carries)
18.	162	-	Tony Dorsett @ New England, Sept. 21, 1981 (19 carries)
19.	160	-	Emmitt Smith vs. Atlanta, Dec. 22, 1991 (32 carries)
20.	159	-	Tony Dorsett vs. L.A. Rams, Oct. 18, 1981 (27 carries)
	159	-	Tony Dorsett @ Houston, Sept. 29, 1985 (23 carries)
22.	158	-	Emmitt Smith vs. Philadelphia, Nov. 6, 1995 (27 carries)
23.	155	-	Emmitt Smith vs. Washington, Nov. 28, 1996 (29 carries)
24.	154	-	Tony Dorsett vs. St. Louis, Sept. 24, 1978 (21 carries)
25.	153	-	Calvin Hill vs. San Francisco, Nov. 10, 1974 (32 carries)
	153	-	Tony Dorsett @ Minnesota, Jan. 3, 1983 (16 carries)
	153	-	Emmitt Smith vs. Washington, Dec. 26, 1993 (21 carries)
28.	152	-	Tony Dorsett vs. New Orleans, Nov. 19, 1978 (25 carries)
	152	-	Emmitt Smith @ L.A. Raiders, Oct. 25, 1992 (29 carries)
30.	151	-	Tony Dorsett @ Washington, Sept. 5, 1983 (14 carries)
31.	150	-	Calvin Hill @ Washington, Nov. 16, 1969 (27 carries)
	150	-	Emmitt Smith @ Minnesota, Sept. 17, 1995 (20 carries)
	150	-	Emmitt Smith vs. Washington, Dec. 10, 2000 (23 carries)
	150	-	Julius Jones vs. Chicago, Nov. 25, 2004 (33 carries)
35.	149	-	Tony Dorsett @ Green Bay, Nov. 12, 1978 (23 carries)
	149	-	Herschel Walker @ Phoenix, Sept. 12, 1988 (29 carries)

100-YARD RUSHING GAMES - CAREER

	100-Yard Games	Team Record	Pct
Emmitt Smith.....	76	57-19	.750
Tony Dorsett.....	43	39-4	.907
Calvin Hill.....	16	14-2	.875
Don Perkins.....	10	5-4-1	.550
Herschel Walker.....	9	5-4	.556
Duane Thomas.....	6	6-0	1.000
Robert Newhouse.....	5	5-0	1.000
Troy Hambrick.....	5	3-2	.600
Julius Jones.....	3	2-1	.667
Walt Garrison.....	2	2-0	1.000
Scott Laidlaw.....	2	2-0	1.000
Amos Marsh.....	2	2-0	1.000
Dan Reeves.....	2	1-1	.500
Paul Palmer.....	1	1-0	1.000
Chris Warren.....	1	1-0	1.000
Preston Pearson.....	1	0-1	.000
Total.....	184	145-38-1	.791

RECEIVING

1.	246	-	Bob Hayes @ Washington, Nov. 13, 1966 (9 catches)
2.	241	-	Frank Clarke vs. Washington, Sept. 16, 1962 (10 catches)
3.	223	-	Lance Rentzel vs. Washington, Nov. 19, 1967 (13 catches)
4.	213	-	Tony Hill vs. Philadelphia, Nov. 12, 1979 (7 catches)
5.	210	-	Michael Irvin vs. Phoenix, Sept. 20, 1992 (8 catches)
6.	203	-	James Dixon @ Phoenix, Nov. 12, 1989 (6 catches)
	203	-	Kevin Williams @ Arizona, Dec. 25, 1995 (9 catches)
8.	198	-	Michael Irvin @ Arizona, Dec. 8, 1996 (8 catches)
9.	195	-	Bob Hayes vs. N.Y. Giants, Sept. 18, 1966 (6 catches)
10.	190	-	Frank Clarke @ San Francisco, Nov. 10, 1963 (8 catches)
11.	188	-	Drew Pearson @ Detroit, Oct. 6, 1975 (6 catches)
12.	187	-	Bob Hayes vs. Houston, Dec. 20, 1970 (6 catches)
13.	186	-	Michael Irvin @ Miami, Oct. 27, 1996 (12 catches)
14.	181	-	Bob Hayes vs. Baltimore, Dec. 13, 1969 (5 catches)
	181	-	Tony Hill @ Detroit, Sept. 15, 1985 (11 catches)
16.	177	-	Bob Hayes vs. Philadelphia, Oct. 10, 1965 (8 catches)
17.	170	-	Bob Hayes @ Pittsburgh, Oct. 22, 1967 (7 catches)
	170	-	Herschel Walker vs. Philadelphia, Dec. 14, 1986 (9 catches)
	170	-	Antonio Bryant @ Washington, Dec. 29, 2002 (7 catches)
20.	169	-	Michael Irvin vs. Atlanta, Dec. 22, 1991 (10 catches)

100-YARD RECEIVING GAMES - CAREER

	100-Yard Games	Team Record	Pct
Michael Irvin	47	36-11	.766
Tony Hill	26	17-9	.654
Bob Hayes	21	16-5	.762
Drew Pearson	19	11-8	.579
Lance Rentzel	12	10-2	.833
Frank Clarke	12	4-6-2	.417
Joey Galloway	6	4-2	.667
Alvin Harper	6	4-2	.667
Raghib Ismail	5	4-1	.800
Bill Howton	5	1-4	.200
Doug Cosbie	4	2-2	.500
Mike Renfro	4	2-2	.500
Jay Novacek	4	1-3	.250
Terry Glenn	3	2-1	.667
Ray Alexander	3	1-2	.333
James McKnight	3	1-2	.333
Herschel Walker	3	1-2	.333
Doug Donley	2	2-0	1.000
Billy Joe DuPree	2	2-0	1.000
Preston Pearson	2	2-0	1.000
Dan Reeves	2	2-0	1.000
Ron Sellers	2	2-0	1.000
Mike Sherrard	2	2-0	1.000
Emmitt Smith	2	2-0	1.000
Kelvin Edwards	2	1-1	.500
Lee Folkins	2	1-1	.500
Keyshawn Johnson	2	1-1	.500
Jason Tucker	2	1-1	.500
Antonio Bryant	2	0-2	.000
Jim Doran	2	0-2	.000
Jason Witten	2	0-2	.000
Cornell Burbage	1	1-0	1.000
Buddy Dial	1	1-0	1.000
Tony Dorsett	1	1-0	1.000
Ernie Mills	1	1-0	1.000
Ron Springs	1	1-0	1.000
Kevin Williams	1	1-0	1.000
Tommy McDonald	1	0-0-1	.500
James Dixon	1	0-1	.000
Butch Johnson	1	0-1	.000
Karl Powe	1	0-1	.000
Total	221	141-77-3	.645

PASSING

1.	460	-	Don Meredith @ San Francisco, Nov. 10, 1963 (30 of 48)
2.	455	-	Troy Aikman vs. Minnesota, Nov. 26, 1998 (34 of 57)
3.	406	-	Don Meredith @ Washington, Nov. 13, 1966 (21 of 29)
4.	394	-	Don Meredith vs. Philadelphia, Oct. 9, 1966 (19 of 26)
5.	389	-	Gary Hogeboom @ San Francisco, Dec. 22, 1985 (28 of 49)
6.	379	-	Troy Aikman @ Phoenix, Nov. 12, 1989 (21 of 40)
7.	377	-	Danny White vs. Tampa Bay, Oct. 9, 1983 (29 of 44)
8.	363	-	Troy Aikman @ Miami, Oct. 27, 1996 (33 of 41)
9.	362	-	Danny White vs. Atlanta, Oct. 27, 1985 (27 of 47)
	362	-	Troy Aikman @ Washington, Sept. 12, 1999 (28 of 49)
11.	359	-	Danny White @ Washington, Dec. 13, 1987 (27 of 49)
12.	358	-	Don Meredith vs. N.Y. Giants, Sept. 18, 1966 (14 of 24)
13.	356	-	Troy Aikman vs. Tennessee, Nov. 27, 1997 (27 of 42)
14.	355	-	Vinny Testaverde @ Minnesota, Sept. 12, 2004 (29 of 50)
15.	354	-	Danny White vs. Miami, Oct. 25, 1981 (22 of 32)
16.	350	-	Troy Aikman @ Arizona, Dec. 25, 1995 (21 of 32)
17.	349	-	Craig Morton vs. Houston, Dec. 20, 1970 (13 of 17)
18.	347	-	Danny White vs. Pittsburgh, Sept. 13, 1982 (25 of 36)
19.	345	-	Eddie LeBaron vs. Pittsburgh, Sept. 24, 1960 (15 of 28)
20.	343	-	Gary Hogeboom @ L.A. Rams, Sept. 3, 1984 (33 of 47)

300-YARD PASSING GAMES - CAREER

	300-Yard Games	Team Record	Pct
Troy Aikman	13	7-6	.538
Danny White	10	5-5	.500
Don Meredith	7	6-1	.857
Roger Staubach	5	3-2	.600
Steve Pelluer	4	2-2	.500
Gary Hogeboom	3	2-1	.667
Vinny Testaverde	3	1-2	.333
Quincy Carter	1	1-0	1.000
Jason Garrett	1	1-0	1.000
Chad Hutchinson	1	1-0	1.000
Eddie LeBaron	1	0-1	.000
Craig Morton	1	1-0	1.000
Total	50	30-20	.600

Bold denotes rookie

The Last Time . . .

400 YARDS TOTAL OFFENSE

- By Cowboys – 405, @ Seattle, 12/6/04
- Playoffs – 438, vs. Minnesota, 12/28/96
- By Opponents – 485, vs. Philadelphia, 11/15/04
- Playoffs – 415, @ Minnesota, 9/12/04

500 YARDS TOTAL OFFENSE

- By Cowboys – 541 @ Washington, 9/12/99
- Playoffs – 528, vs. L.A. Rams, 12/28/80
- By Opponents – 507, @ Seattle, 12/6/04
- Playoffs – Has never happened

300 YARDS PASSING IN A GAME BY A PLAYER

- By Cowboys – Vinny Testaverde, 308, at Green Bay, 10/24/04
- Playoffs – Troy Aikman, 380, @ San Francisco, 1/15/95
- By Opponents – Matt Hasselbeck, 414, @ Seattle, 12/6/04
- Playoffs – Brett Favre, 307, Green Bay, 1/14/96

400 YARDS PASSING IN A GAME BY A PLAYER

- By Cowboys – Troy Aikman, 455, vs. Minnesota, 11/26/98
- Playoffs – Has never happened
- By Opponents – Matt Hasselbeck, 414, @ Seattle, 12/6/04
- Playoffs – Has never happened

4 TOUCHDOWN PASSES IN A GAME BY A PLAYER

- By Cowboys – Troy Aikman, (five), @ Washington, 9/12/99
- Playoffs – Troy Aikman, vs. Buffalo, 1/31/93
- By Opponents – Donovan McNabb, vs. Philadelphia, 11/15/04
- Playoffs – Terry Bradshaw, Pittsburgh, 1/21/79

100 YARDS RUSHING IN A GAME BY A PLAYER

- By Cowboys – Julius Jones, 149, @ N.Y. Giants, 1/2/04
- Playoffs – Emmitt Smith, 116, vs. Minnesota, 12/28/96
- By Opponents – Ahman Green, 163, at Green Bay, 10/24/04
- Playoffs – Stephen Davis, 104, @ Carolina, 1/3/04

200 YARDS RUSHING IN A GAME BY A PLAYER

- By Cowboys – Emmitt Smith, 237, @ Philadelphia, 10/31/93
- Playoffs – Has never happened
- By Opponents – Warrick Dunn, 210, @ Tampa Bay, 12/3/00
- Playoffs – Eric Dickerson, 248, @ L.A. Rams, 1/4/86

TWO 100-YARD RUSHERS IN A GAME

- By Cowboys – Emmitt Smith, 122, and Chris Warren, 104, @ Washington, 10/4/98
- Playoffs – Has never happened
- By Opponents – Has never happened
- Playoffs – Has never happened

3 TOUCHDOWNS RUSHING IN A GAME BY A PLAYER

- By Cowboys – Julius Jones (8, 10, 17), @ Seattle, 12/6/04
- Playoffs – Emmitt Smith (1, 5, 16), vs. Green Bay, 1/14/96
- By Opponents – Terrell Davis (63, 59, 3), @ Denver, 9/13/98
- Playoffs – Larry Schreiber (1, 1, 1), @ San Francisco, 12/23/72

100 YARDS RECEIVING IN A GAME BY A PLAYER

- By Cowboys – Keyshawn Johnson, 116, @ Seattle, 12/6/04
- Playoffs – Raghib Ismail, 163, @ Minnesota, 1/9/00
- By Opponents – Donte Stallworth, 113, New Orleans 12/12/04
- Playoffs – Steve Smith, 135, Muhsin Muhammad 103, @ Carolina, 1/3/04

TWO 100-YARD RECEIVERS IN A GAME

- By Cowboys – Antonio Bryant, 112, and Keyshawn Johnson, 111, @ Minnesota, 9/12/04
- Playoffs – Michael Irvin, 111, Alvin Harper, 108, Jay Novacek, 104, vs. Green Bay, 1/8/95
- By Opponents – Jerry Rice, 145, Darrell Jackson, 113, @ Seattle, 12/6/04
- Playoffs – Steve Smith, 135, Muhsin Muhammad 103, @ Carolina, 1/3/04

3 TOUCHDOWN CATCHES IN A GAME BY A PLAYER

- By Cowboys – Terry Glenn (20, 19, 8), @ Detroit, 10/19/03
- Playoffs – Preston Pearson (18, 15, 19), @ L.A. Rams, 1/14/76
- By Opponents – Terrell Owens, (59, 27, 16), vs. Philadelphia, 11/15/04
- Playoffs – Has never happened

100-YARD RUSHER AND 100-YARD RECEIVER IN A GAME

- By Cowboys – Julius Jones, 198, and Keyshawn Johnson, 116, @ Seattle, 12/6/04
- Playoffs – Emmitt Smith, 116, and Michael Irvin, 103, vs. Minnesota, 12/28/96
- By Opponents – Ahman Green, 163, Javon Walker, 129, at Green Bay, 10/24/04
- Playoffs – Stephen Davis, 104, Steve Smith, 135, Muhsin Muhammad 103, @ Carolina, 1/3/04

100-YARD RUSHER, 100-YARD RECEIVER AND 300-YARD PASSER IN A GAME

- By Cowboys – Emmitt Smith, 109, Raghib Ismail, 149, and Michael Irvin, 122, Troy Aikman, 362, @ Washington, 9/12/99
- Playoffs – Emmitt Smith, 114, Alvin Harper, 117, Troy Aikman, 322, @ San Francisco, 1/17/93
- By Opponents – Stephen Davis, 109, Michael Westbrook, 159, and Albert Connell, 137, Brad Johnson, 382, @ Washington, 9/12/99
- Playoffs – Has never happened

3 TOUCHDOWNS IN A GAME BY A PLAYER

- By Cowboys – Julius Jones (3 rushing), @ Seattle, 12/6/04
- Playoffs – Emmitt Smith (3 rushing), vs. Green Bay, 1/14/96
- By Opponents – Terrell Owens, (3 receiving), vs. Philadelphia, 11/15/04
- Playoffs – Larry Schreiber (3 rushing), @ San Francisco, 12/23/72

4 TOUCHDOWNS IN A GAME BY A PLAYER

- By Cowboys – Emmitt Smith (4 rushing), @ N.Y. Giants, 9/4/95
- Playoffs – Has never happened
- By Opponents – Sterling Sharpe (4 receiving), vs. Green Bay, 11/24/94
- Playoffs – Has never happened

2 INTERCEPTIONS IN A GAME BY A PLAYER

- By Cowboys – Phillip Sparks, @ Baltimore, 11/19/00
- Playoffs – Larry Brown, vs. Pittsburgh, 1/28/96
- By Opponents – R.W. McQuarters, Chicago, 11/25/04
- Playoffs – Aeneas Williams, vs. Arizona, 1/2/99

STAFF

PLAYERS

2004 SEASON

THE LAST TIME

PLAYOFF RECORDS

HISTORY

SIDELINES

3 INTERCEPTIONS IN A GAME BY A PLAYER

- By Cowboys – Terence Newman, @ Washington, 12/14/03
 Playoffs – Dennis Thurman, vs. Green Bay, 1/16/83
 By Opponents – Adrian Wilson, @ Arizona, 10/20/02
 Playoffs – Has never happened

PUNT RETURNED FOR A TOUCHDOWN

- By Cowboys – Reggie Swinton, 65 yards, vs. Denver, 11/22/01
 Playoffs – Golden Richards, 63 yards, vs. Minnesota, 12/30/73
 By Opponents – Tiki Barber, 85 yards, @ N.Y. Giants, 10/18/99
 Playoffs – Has never happened

KICKOFF RETURNED FOR A TOUCHDOWN

- By Cowboys – Randal Williams, 37 yards, vs. Philadelphia, 10/12/03
 Playoffs – Has never happened
 By Opponents – Robert Brooks, 95 yards, Green Bay, 10/3/93
 Playoffs – Vic Washington, 97 yards, @ San Francisco, 12/23/72

INTERCEPTION RETURNED FOR A TOUCHDOWN

- By Cowboys – Mario Edwards, 27 yards, @ Detroit, 10/19/03
 Playoffs – George Teague, 29 yards, vs. Minnesota, 12/28/96
 By Opponents – R.W. McQuarters, 45 yards, Chicago, 11/25/04
 Playoffs – Eric Davis, 44 yards, @ San Francisco, 1/15/95

FUMBLE RETURNED FOR A TOUCHDOWN

- By Cowboys – Greg Ellis, 98 yards, vs. Arizona, 10/3/99
 Playoffs – James Washington, 46 yards, vs. Buffalo, 1/30/94
 By Opponents – Jason Taylor, 34 yards, vs. Miami, 11/27/03
 Playoffs – Hugh Green, 60 yards, Tampa Bay, 1/9/83

PUNT BLOCKED

- By Cowboys – Marcus Steele, vs. San Francisco, 12/8/02
 Playoffs – Darrick Brownlow, @ Chicago, 12/29/91
 By Opponents – Jimmy Williams, vs. San Francisco, 12/30/01
 Playoffs – Bernardo Harris, Green Bay, 1/14/96

PUNT BLOCKED FOR A TOUCHDOWN

- By Cowboys – Ken Norton, @ N.Y. Giants, (Robert Williams runs 3 yards), 9/13/92
 Playoffs – Has never happened
 By Opponents – Miles McPherson, @ San Diego, (Derrie Nelson runs 21 yards), 11/13/83
 Playoffs – Has never happened

PUNT BLOCKED FOR A SAFETY

- By Cowboys – Issiac Holt, vs. Washington, 9/7/92
 Playoffs – Has never happened
 By Opponents – Ron McGovern, @ Kansas City, 10/22/89
 Playoffs – Reggie Harrison, Pittsburgh, 1/18/76

SAFETY SCORED

- By Cowboys – J. Gonzalez held Greg Ellis penalty enforced in end zone, vs. Cleveland, 9/19/04
 Playoffs – Ball snapped over Rohn Stark's head out of end zone, @ Carolina, 1/5/97
 By Opponents – Matt Lehr fumbled snap through the end zone, @ Philadelphia, 12/7/03
 Playoffs – Reggie Harrison, Pitt., blocked Mitch Hoopes punt out of end zone, 1/18/76

FIELD GOAL BLOCKED

- By Cowboys – Brandon Noble, vs. N.Y. Giants, 12/17/00
 Playoffs – Aaron Mitchell, @ Philadelphia, 1/11/81
 By Opponents – Jon Runyan, vs. Philadelphia, 11/18/01
 Playoffs – Frank Nunley, @ San Francisco, 1/2/72

BLOCKED FIELD GOAL RETURNED FOR A TOUCHDOWN

- By Cowboys – Ron Fellows, vs. New Orleans, 62 yards, (blocked by Ed Jones), 9/25/83
 Playoffs – Has never happened
 By Opponents – William White, @ Detroit, 55 yards, (blocked by Marc Spindler), 10/27/91
 Playoffs – Has never happened

PAT KICK MISSED

- By Cowboys – Chris Boniol, @ Miami, 10/27/96
 Playoffs – Lin Elliott, @ San Francisco, 1/17/93
 By Opponents – David Akers, Philadelphia, 9/30/01
 Playoffs – Jan Stenerud, Green Bay, 1/16/83

PAT KICK BLOCKED

- By Cowboys – Greg Ellis, @ Philadelphia, 12/19/04
 Playoffs – Rod Hill, vs. Green Bay, 1/16/83
 By Opponents – Ed Jasper, vs. Atlanta, 9/7/03
 Playoffs – Carl Eller, Minnesota, 1/1/78

50 POINTS SCORED IN A GAME

- By Cowboys – Dallas 51, Seattle 7, 11/27/80
 Playoffs – Dallas 52, Buffalo 17, 1/31/93
 By Opponents – @ Cincinnati 50, Dallas 24, 12/8/85
 Playoffs – Has never happened

40 POINTS SCORED IN A GAME

- By Cowboys – Dallas 43, Seattle 39, 12/6/04
 Playoffs – Dallas 40, Minnesota 15, 12/28/96
 By Opponents – vs. Philadelphia 49, Dallas 21, 11/15/04
 Playoffs – Has never happened

SHUTOUT SCORED IN A GAME

- By Cowboys – Dallas 27, @ Washington 0, 12/14/03
 Playoffs – Dallas 38, Tampa Bay 0, 1/2/82
 By Opponents – Dallas 0, @ New England 12, 11/16/03
 Playoffs – @ L.A. Rams 20, Dallas 0, 1/4/86



**The
Playoff
Records**

Dallas Cowboys Playoff History

Date	Game	Opponent	Result	Site
1966 Season (0-1)				
Jan. 1, 1967	Championship Game	Green Bay	L 27-34	Cotton Bowl
1967 Season (1-1)				
Dec. 24	Eastern Championship Game	Cleveland	W 52-14	Cotton Bowl
Dec. 31	Championship Game	Green Bay	L 17-21	Lambeau Field
1968 Season (0-1)				
Dec. 21	Eastern Championship Game	Cleveland	L 20-31	Cleveland Stadium
1969 Season (0-1)				
Dec. 28	Eastern Championship Game	Cleveland	L 14-38	Cotton Bowl
1970 Season (2-1)				
Dec. 26	NFC Divisional Playoff	Detroit	W 5-0	Cotton Bowl
Jan. 3, 1971	NFC Championship Game	San Francisco	W 17-10	Kezar Stadium
Jan. 17, 1971	Super Bowl V	Baltimore	L 13-16	Orange Bowl
1971 Season (3-0)				
Dec. 25	NFC Divisional Playoff	Minnesota	W 20-12	Metropolitan Stadium
Jan. 2, 1972	NFC Championship Game	San Francisco	W 14-3	Texas Stadium
Jan. 16, 1972	Super Bowl VI	Miami	W 24-3	Tulane Stadium
1972 Season (1-1)				
Dec. 23	NFC Divisional Playoff	San Francisco	W 30-28	Candlestick Park
Dec. 31	NFC Championship Game	Washington	L 3-26	RFK Stadium
1973 Season (1-1)				
Dec. 23	NFC Divisional Playoff	Los Angeles	W 27-16	Texas Stadium
Dec. 30	NFC Championship Game	Minnesota	L 10-27	Texas Stadium
1975 Season (2-1)				
Dec. 28	NFC Divisional Playoff	Minnesota	W 17-14	Metropolitan Stadium
Jan. 4, 1976	NFC Championship Game	Los Angeles	W 37-7	Memorial Coliseum
Jan. 18, 1976	Super Bowl X	Pittsburgh	L 17-21	Orange Bowl
1976 Season (0-1)				
Dec. 19	NFC Divisional Playoff	Los Angeles	L 12-14	Texas Stadium
1977 Season (3-0)				
Dec. 26	NFC Divisional Playoff	Chicago	W 37-7	Texas Stadium
Jan. 1, 1978	NFC Championship Game	Minnesota	W 23-6	Texas Stadium
Jan. 15, 1978	Super Bowl XII	Denver	W 27-10	Louisiana Superdome
1978 Season (2-1)				
Dec. 30	NFC Divisional Playoff	Atlanta	W 27-20	Texas Stadium
Jan. 7, 1979	NFC Championship Game	Los Angeles	W 28-0	Memorial Coliseum
Jan. 21, 1979	Super Bowl XIII	Pittsburgh	L 31-35	Orange Bowl
1979 Season (0-1)				
Dec. 30	NFC Divisional Playoff	Los Angeles	L 19-21	Texas Stadium
1980 Season (2-1)				
Dec. 28	NFC Wild Card Game	Los Angeles	W 34-13	Texas Stadium
Jan. 4, 1981	NFC Divisional Playoff	Atlanta	W 30-27	Fulton County Stad.
Jan. 11, 1981	NFC Championship Game	Philadelphia	L 7-20	Veterans Stadium

Date	Game	Opponent	Result	Site
1981 Season (1-1)				
Jan. 2, 1982	NFC Divisional Playoff	Tampa Bay	W 38-0	Texas Stadium
Jan. 10, 1982	NFC Championship Game	San Francisco	L 27-28	Candlestick Park
1982 Season (2-1)				
Jan. 9, 1983	NFC Wild Card Game	Tampa Bay	W 30-17	Texas Stadium
Jan. 16, 1983	NFC Divisional Playoff	Green Bay	W 37-26	Texas Stadium
Jan. 22, 1983	NFC Championship Game	Washington	L 17-31	RFK Stadium
1983 Season (0-1)				
Dec. 26	NFC Wild Card Game	Los Angeles	L 17-24	Texas Stadium
1985 Season (0-1)				
Jan. 4, 1986	NFC Divisional Playoff	Los Angeles	L 0-20	Anaheim Stadium
1991 Season (1-1)				
Dec. 29	NFC Wild Card Game	Chicago	W 17-13	Soldier Field
Jan. 5, 1992	NFC Divisional Playoff	Detroit	L 6-38	Pontiac Silverdome
1992 Season (3-0)				
Jan. 10, 1993	NFC Divisional Playoff	Philadelphia	W 34-10	Texas Stadium
Jan. 17, 1993	NFC Championship Game	San Francisco	W 30-20	Candlestick Park
Jan. 31, 1993	Super Bowl XXVII	Buffalo	W 52-17	Rose Bowl
1993 Season (3-0)				
Jan. 16, 1994	NFC Divisional Playoff	Green Bay	W 27-17	Texas Stadium
Jan. 23, 1994	NFC Championship Game	San Francisco	W 38-21	Texas Stadium
Jan. 30, 1994	Super Bowl XXVIII	Buffalo	W 30-13	Georgia Dome
1994 Season (1-1)				
Jan. 8, 1995	NFC Divisional Playoff	Green Bay	W 35-9	Texas Stadium
Jan. 15, 1995	NFC Championship Game	San Francisco	L 28-38	Candlestick Park
1995 Season (3-0)				
Jan. 7, 1996	NFC Divisional Playoff	Philadelphia	W 30-11	Texas Stadium
Jan. 14, 1996	NFC Championship Game	Green Bay	W 38-27	Texas Stadium
Jan. 28, 1996	Super Bowl XXX	Pittsburgh	W 27-17	Sun Devil Stadium
1996 Season (1-1)				
Dec. 28	NFC Wild Card Game	Minnesota	W 40-15	Texas Stadium
Jan. 5, 1997	NFC Divisional Playoff	Carolina	L 17-26	Ericsson Stadium
1998 Season (0-1)				
Jan. 2, 1999	NFC Wild Card Game	Arizona	L 7-20	Texas Stadium
1999 Season (0-1)				
Jan. 9, 2000	NFC Wild Card Game	Minnesota	L 10-27	Metrodome
2003 Season (0-1)				
Jan. 3, 2004	NFC Wild Card Game	Carolina	L 10-29	Ericsson Stadium

NFL Playoff Record: 32-22

Home: 18-7
Away: 9-12
Neutral: 5-3

Wild Card Game: 4-4
Divisional Game: 15-6

Championship Game: 8-9
Super Bowl: 5-3

Dallas Cowboys Playoff Record vs.

Arizona 0-1
Atlanta 2-0
Baltimore 0-1
Buffalo 2-0
Carolina 0-2
Chicago 2-0

Cleveland 1-2
Denver 1-0
Detroit 1-1
Green Bay 4-2
Los Angeles Rams 4-4
Miami 1-0

Minnesota 4-2
Philadelphia 2-1
Pittsburgh 1-2
San Francisco 5-2
Tampa Bay 2-0
Washington 0-2

Cowboys Career Playoff Records

RUSHING

Player	G	Att	Yds	Avg	Long	TD
1. Smith, Emmitt (1990-99).....	17	349	1,586	4.5	65	19
2. Dorsett, Tony (1977-85).....	17	302	1,383	4.6	53	9
3. Newhouse, Robert (1972-83).....	23	174	651	3.7	19	3
4. Thomas, Duane (1970-71).....	6	130	520	4.0	23	4
5. Garrison, Walt (1966-74).....	15	126	493	4.0	19	0
6. Staubach, Roger (1969-79).....	20	76	432	5.7	29	0
7. Hill, Calvin (1969-74).....	8	90	335	3.8	48	2
8. Perkins, Don (1961-68).....	4	66	284	4.0	24	3
9. Springs, Ron (1979-83).....	9	42	201	4.8	32	2
10. Dennison, Doug (1974-78).....	7	38	130	3.4	14	2

RECEIVING

Player	G	No.	Yds.	Avg.	Long	TD
1. Irvin, Michael (1988-98).....	16	87	1,315	15.1	53	8
2. Pearson, Drew (1973-83).....	22	67	1,105	16.5	83t	8
3. Novacek, Jay (1990-96).....	13	62	645	10.4	25	6
4. Hill, Tony (1977-85).....	17	46	618	13.4	49	4
Dorsett, Tony (1977-85).....	17	46	403	8.8	32	1
Smith, Emmitt (1990-99).....	17	46	342	7.4	28	2
7. Pearson, Preston (1975-80).....	13	43	504	11.7	34	3
8. DuPree, Billy Joe (1973-83).....	22	38	438	11.5	28	4
9. Johnston, Daryl (1989-98).....	16	37	247	6.7	26	1
10. Hayes, Bob (1965-74).....	15	27	425	15.7	86t	3

RUSHING-RECEIVING

Player	G	Rushing	Receiving	Total
1. Smith, Emmitt (1990-99).....	17	1,586	342	1,928
2. Dorsett, Tony (1977-85).....	17	1,383	403	1,786
3. Irvin, Michael (1988-98).....	16	0	1,315	1,315
4. Pearson, Drew (1973-83).....	22	16	1,105	1,121
5. Newhouse, Robert (1972-83).....	23	651	69	720
6. Garrison, Walt (1966-74).....	15	493	155	648
7. Novacek, Jay (1990-96).....	13	0	645	645
8. Pearson, Preston (1975-80).....	13	135	504	639
9. Hill, Tony (1977-85).....	17	-6	618	612
10. Thomas, Duane (1970-71).....	6	520	72	592

PASSING (Min. 150 Attempts)

Player	G	Att	Comp	Pct	Yds	TD	Int	Rating
1. Aikman, Troy (1989-99).....	16	502	320	63.7	3,849	23	17	88.3
2. Staubach, Roger (1969-79)...	20	410	223	54.4	2,791	24	19	76.0
3. White, Danny (1976-88).....	18	360	206	57.2	2,284	15	16	71.6

SCORING

Player	G	TD	PAT	2PT	FG	Total
1. Smith, Emmitt (1990-99).....	17	21	—	—	—	126
2. Septien, Rafael (1978-85).....	13	—	40	—	18	94
3. Boniol, Chris (1994-96).....	7	—	24	—	13	63
4. Dorsett, Tony (1977-85).....	17	10	—	—	—	60
5. Fritsch, Toni (1971-73, 1975).....	7	—	15	—	12	51
6. Pearson, Drew (1973-83).....	22	8	—	—	—	48
Irvin, Michael (1988-95).....	13	8	—	—	—	48
8. Clark, Mike (1968-71, 73).....	8	—	14	—	9	41
9. Novacek, Jay (1990-95).....	13	6	—	—	—	36
10. Murray, Eddie (1994, 1999).....	4	—	12	—	7	33

FIELD GOALS (Min. 10 Made)

Player	G	Att	Made	Pct	Long
1. Boniol, Chris (1994-96).....	7	15	13	86.7	51
2. Septien, Rafael (1978-85).....	15	21	18	85.7	50
Fritsch, Toni (1971-73, 1975).....	7	14	12	85.7	45

PUNTING (Min. 25 Punts)

Player	G	No	Avg	Long	Bk
1. Saxon, Mike (1985-92).....	6	26	43.5	57	1
2. Jett, John (1993-96).....	10	33	42.9	59	1
3. Widby, Ron (1968-71).....	8	51	40.1	65	0
4. White, Danny (1976-83).....	17	84	36.6	53	0

PUNT RETURNS (Min. 10)

Player	G	No	Yds	Avg	Long	TD
1. Hayes, Bob (1965-74).....	15	12	151	12.6	68	0
2. Johnson, Butch (1976-83).....	17	19	208	11.0	44	0
3. Jones, James (1980-82).....	5	16	147	9.2	43	0

KICKOFF RETURNS (Min. 10)

Player	G	No	Yds	Avg	Long	TD
1. Harris, Cliff (1970-79).....	21	11	243	22.1	34	0
2. Williams, Kevin (1993-96).....	10	23	505	22.0	50	0
3. Martin, Kelvin (1987-92).....	5	11	237	21.5	39	0
4. Jones, James (1980-82, 1984-85).....	6	13	267	20.5	33	0
5. Fellows, Ron (1981-85).....	6	11	191	17.4	33	0
6. Johnson, Butch (1976-83).....	17	12	207	17.3	26	0

INTERCEPTIONS

Player	G	No	Yds	Avg	Long	TD
1. Waters, Charlie (1970-78, 1980-81)...	25	9	124	13.8	29	0
2. Thurman, Dennis (1978-85).....	13	7	126	18.0	39t	1
3. Harris, Cliff (1970-79).....	21	6	103	17.2	30	0
4. Brown, Larry (1991-95, 1998).....	14	5	105	21.0	44	0
5. Howley, Chuck (1961-73).....	11	4	89	22.3	41	0
Lewis, D.D. (1968-81).....	27	4	64	16.0	23	0
Jordan, Lee Roy (1963-76).....	19	4	34	8.5	41	0
Renfro, Mel (1964-77).....	21	4	32	8.0	19	0
9. Washington, James (1990-93).....	8	3	46	15.3	21	0
Everett, Thomas (1992-93).....	6	3	36	12.0	22	0
Woodson, Darren (1992-98).....	14	3	24	8.0	19	0
Walls, Everson (1981-85).....	7	3	20	6.7	20	0
Hughes, Randy (1975-80).....	12	3	1	0.3	1	0
Barnes, Benny (1972-82).....	21	3	0	0.0	0	0

Cowboys Individual Playoff Records

SERVICE

Most Games, Career

- 27 D.D. Lewis, 1968, 1970-81
- 26 Larry Cole, 1968-80
- 25 Charlie Waters, 1970-78, 1980-81

SCORING

POINTS

Career

- 126 Emmitt Smith, 1990-99 (21-1d)
- 94 Rafael Septien, 1978-85 (40-pat, 18-fg)
- 63 Chris Boniol, 1994-96 (24-pat, 13-fg)

Game

- 18 Craig Baynham, vs. Cleveland, 12/24/67
- 18 Preston Pearson, @ L.A. Rams, 1/4/76
- 18 Emmitt Smith, vs. Green Bay, 1/14/96

Game, Opponent

- 18 Larry Schreiber, @ San Francisco, 12/23/72
- 17 John Kasay, @ Carolina, 1/3/04
- 14 Curt Knight, @ Washington, 12/31/72
- 14 John Kasay, @ Carolina, 1/5/97

TOUCHDOWNS

Career

- 21 Emmitt Smith, 1990-99 (19-r, 2-p)
- 10 Tony Dorsett, 1977-85 (9-r, 1-p)
- 8 Drew Pearson, 1973-83 (8-p)
- 8 Michael Irvin, 1988-98 (8-p)

Game

- 3 Craig Baynham, vs. Cleveland, 12/24/67 (2-r, 1-p)
- 3 Preston Pearson, @ L.A. Rams, 1/4/76 (3-p)
- 3 Emmitt Smith, vs. Green Bay, 1/14/96 (3-r)

Game, Opponent

- 3 Larry Schreiber, @ San Francisco, 12/23/72 (3-r)

Most Consecutive Games Scoring Touchdown

- 8 Emmitt Smith, 1993-96
- 5 Duane Thomas, 1970-71
- 3 Tony Dorsett, 1977-78
- 3 Tony Dorsett, 1981-82
- 3 Emmitt Smith, 1992
- 3 Alvin Harper, 1992-93
- 3 Jay Novacek, 1992-93

POINTS AFTER TOUCHDOWNS

Most Attempted, Career

- 40 Rafael Septien, 1978-85
- 24 Chris Boniol, 1994-96
- 15 Toni Fritsch, 1971-73, 1975

Most Attempted, Game

- 7 Danny Villanueva, vs. Cleveland, 12/24/67
- 7 Lin Elliott, vs. Buffalo, 1/31/93

Most Made, Career

- 40 Rafael Septien, 1978-85
- 24 Chris Boniol, 1994-96
- 15 Toni Fritsch, 1971-73, 1975

Most Made, Game

- 7 Danny Villanueva, vs. Cleveland, 12/24/67
- 7 Lin Elliott, vs. Buffalo, 1/31/93

Made, Opponent

- 5 Don Cockroft, vs. Cleveland, 12/28/69
- 5 Roy Gerela, vs. Pittsburgh, 1/21/79
- 5 Eddie Murray, @ Detroit, 1/5/92
- 5 Doug Brien, @ San Francisco, 1/15/95

Most Made, No Misses, Career

- 40 Rafael Septien, 1978-86
- 24 Chris Boniol, 1994-96
- 15 Toni Fritsch, 1971-73, 1975

FIELD GOALS

Most Attempted, Career

- 21 Rafael Septien, 1978-86
- 15 Chris Boniol, 1994-96
- 14 Toni Fritsch, 1972-76
- 14 Mike Clark, 1968-71, 1973

Most Attempted, Game

- 5 Efen Herrera, vs. Denver, 1/15/78
- 4 Mike Clark, @ Cleveland, 12/21/68
- 4 Chris Boniol, vs. Minnesota, 12/28/96

Most Attempted, Opponent, Game

- 6 David Ray, vs. L.A. Rams, 12/3/73
- 5 John Kasay, @ Carolina, 1/3/04
- 4 Curt Knight, @ Washington, 12/31/72
- 4 John Kasay, @ Carolina, 1/5/97

Most Made, Career

- 18 Rafael Septien, 1978-86
- 13 Chris Boniol, 1994-96
- 12 Toni Fritsch, 1972-76

Most Made, Game

- 4 Chris Boniol, vs. Minnesota, 12/28/96
- 3 7 times, last by Chris Boniol @ Carolina, 1/5/97

Most Made, Opponent, Game

- 5 John Kasay, @ Carolina, 1/3/04
- 4 Curt Knight, @ Washington, 12/31/72
- 4 John Kasay, @ Carolina, 1/5/97

Most Consecutive Field Goals Made

- 15 Rafael Septien, 1978-82
- 9 Chris Boniol, 1995-96
- 7 Efen Herrera, 1976-77
- 7 Eddie Murray, 1994, 1999

Most Consecutive Games Made

- 7 Toni Fritsch, 1972-76
- 6 Rafael Septien, 1976-78
- 5 Chris Boniol, 1995-96

Longest Field Goal

- 51 Chris Boniol, vs. Philadelphia, 1/7/96
- 50 Rafael Septien, vs. Green Bay, 1/16/83
- 50 Eddie Murray, vs. S.F., 1/23/94

Longest Field Goal, Opponent

- 54 Steve Christie, vs. Buffalo, 1/30/94
- 51 Roy Gerela, vs. Pittsburgh, 1/21/79
- 50 Chris Jacke, vs. Green Bay, 1/8/95

Highest Field Goal Percentage, Career (10 made)

- 86.7 Chris Boniol, 1994-96 (15-13)
- 85.7 Rafael Septien, 1978-86 (21-18)
- 85.7 Toni Fritsch, 1972-76 (14-12)

SAFETIES

Most, Game

- 1 George Andrie and Jethro Pugh, vs. Detroit, 12/26/70

Most, Opponent, Game

- 1 Jim Jensen, vs. L.A. Rams, 12/19/76
- 1 Alan Page, @ Minnesota, 12/25/71
- 1 Reggie Harrison, vs. Pittsburgh, 1/18/76

RUSHING

ATTEMPTS

Career

- 349 Emmitt Smith, 1990-99
- 302 Tony Dorsett, 1977-85
- 174 Robert Newhouse, 1972-83

Game

- 35 Emmitt Smith, vs. Green Bay, 1/14/96
- 30 Duane Thomas, vs. Detroit, 12/26/70
- 30 Emmitt Smith, vs. Buffalo, 1/30/94

Opponent, Game

- 36 John Riggins, vs. Washington, 1/22/83
- 34 Eric Dickerson, @ L.A. Rams, 1/4/86
- 30 Larry Brown, @ Washington, 12/31/72

YARDS GAINED

Career

- 1,586 Emmitt Smith, 1990-99
- 1,383 Tony Dorsett, 1977-85
- 651 Robert Newhouse, 1972-83

Game

- 160 Tony Dorsett, vs. L.A. Rams, 12/28/80
- 150 Emmitt Smith, vs. Green Bay, 1/14/96
- 143 Duane Thomas, @ San Francisco, 1/3/71

Game, Opponent

- 248 Eric Dickerson, @ L.A. Rams, 1/4/86
- 194 Wilbert Montgomery, @ Philadelphia, 1/11/81
- 140 John Riggins, vs. Washington, 1/22/83
- 140 Robert Smith, @ Minnesota, 1/9/00

Longest Run

- 65 Emmitt Smith, @ Minnesota, 1/9/00
- 63 Tony Dorsett, @ L.A. Rams, 1/7/79
- 48 Calvin Hill, @ San Francisco, 12/23/72

Longest Run, Opponent

- 74 Adrian Murrell, vs. Arizona, 1/2/99
 71 James Lofton, vs. Green Bay, 1/16/83 (TD)
 55 Wilbert Montgomery, @ Philadelphia, 1/7/79
 55 Eric Dickerson, vs. L.A. Rams, 12/26/83 (TD)

Most Games, 100 or More Yards

- 7 Emmitt Smith, 1990-98
 3 Tony Dorsett, 1978-83
 2 Duane Thomas, 1970-71

Most Consecutive Games, 100 or More Yards

- 3 Emmitt Smith, 1992
 2 Duane Thomas, 1970-71

AVERAGE GAIN**Career (50 attempts)**

- 5.68 Roger Staubach, 1969-79 (76-432)
 4.58 Tony Dorsett, 1977-85 (302-1,383)
 4.54 Emmitt Smith, 1990-99 (349-1,586)

Game (10 attempts)

- 7.27 Tony Dorsett, vs. L.A. Rams, 12/28/80 (22-160)
 6.94 Calvin Hill, @ San Francisco, 12/23/72 (18-125)
 6.82 Emmitt Smith, vs. Minnesota, 12/28/96 (17-116)

TOUCHDOWNS**Career**

- 19 Emmitt Smith, 1990-99
 9 Tony Dorsett, 1977-85
 4 Duane Thomas, 1970-71

Game

- 3 Emmitt Smith, vs. Green Bay, 1/14/96
 2 Eight times, last by Emmitt Smith, vs. Minnesota, 12/28/96

Opponent, Game

- 3 Larry Schreiber, @ San Francisco, 12/23/72
 2 Four times, last by Eric Dickerson, @ L.A. Rams, 1/4/86

Most Consecutive Games Rushing for Touchdown

- 8 Emmitt Smith, 1993-96
 3 Duane Thomas, 1971-72
 3 Tony Dorsett, 1977-78
 3 Tony Dorsett, 1981-82
 3 Emmitt Smith, 1992

PASSING**ATTEMPTS****Career**

- 502 Troy Aikman, 1989-99
 410 Roger Staubach, 1969-79
 360 Danny White, 1976-88

Game

- 53 Danny White, vs. L.A. Rams, 12/26/83
 53 Troy Aikman, @ San Francisco, 1/15/95
 49 Troy Aikman, vs. Arizona, 1/2/99

Game, Opponent

- 50 Jim Kelly, vs. Buffalo, 1/30/94
 49 Neil O'Donnell, vs. Pittsburgh, 1/28/96
 45 Brett Favre, vs. Green Bay, 1/16/94
 45 Steve Young, vs. San Francisco, 1/22/94

COMPLETIONS**Career**

- 320 Troy Aikman, 1989-99
 223 Roger Staubach, 1969-79
 206 Danny White, 1976-88

Game

- 32 Danny White, vs. L.A. Rams, 12/26/83
 30 Troy Aikman, @ San Francisco, 1/15/95
 28 Troy Aikman, vs. Green Bay, 1/16/94

Opponent, Game

- 31 Jim Kelly, vs. Buffalo, 1/30/94
 29 Erik Kramer, @ Detroit, 1/5/92
 28 Brett Favre, vs. Green Bay, 1/16/94
 28 Neil O'Donnell, vs. Pittsburgh, 1/28/96

Consecutive Passes Completed

- 10 Troy Aikman, vs. Pittsburgh, 1/28/96
 8 Danny White, vs. Green Bay, 1/16/83
 8 Troy Aikman, vs. Buffalo, 1/31/93

COMPLETION PERCENTAGE**Career (150 attempts)**

- 63.75 Troy Aikman, 1989-99 (320 of 502)
 57.22 Danny White, 1976-88 (206 of 360)
 54.39 Roger Staubach, 1969-79 (223 of 410)

Game (20 attempts)

- 76.67 Troy Aikman, vs. Green Bay, 1/8/95 (23 of 30)
 75.68 Troy Aikman, vs. Green Bay, 1/16/94 (28 of 37)
 73.33 Troy Aikman, vs. Buffalo, 1/31/93 (22 of 30)

YARDS GAINED**Career**

- 3,849 Troy Aikman, 1989-99
 2,791 Roger Staubach, 1969-79
 2,284 Danny White, 1976-88

Game

- 380 Troy Aikman, @ San Francisco, 1/15/95
 337 Troy Aikman, vs. Green Bay, 1/8/95
 330 Danny White, vs. L.A. Rams, 12/26/83

Game, Opponent

- 341 Erik Kramer, @ Detroit, 1/5/92
 332 Lynn Dickey, vs. Green Bay, 1/16/83
 320 Steve Bartkowski, @ Atlanta, 1/4/81

Most Games, 300 or More Passing Yards, Career

- 4 Troy Aikman, 1991-95
 3 Danny White, 1976-88

Longest Pass Completion (All TDs)

- 94 Troy Aikman (to Harper), vs. Green Bay, 1/8/95
 86 Don Meredith (to Hayes), vs. Cleveland, 12/24/67
 83 Roger Staubach (to D. Pearson), vs. L.A. Rams, 12/23/73

Opponent, Longest Pass Completion**(All TDs except as noted)**

- 75 Frank Ryan (to Paul Warfield), vs. Cleveland, 12/24/67
 75 John Unitas (to John Mackey), vs. Baltimore, 1/17/71
 75 Doug Williams (to Jimmie Giles), vs. Tampa Bay, 1/2/82 (no TD)

TOUCHDOWNS**Career**

- 24 Roger Staubach, 1969-79
 23 Troy Aikman, 1989-98
 15 Danny White, 1976-88

Game

- 4 Roger Staubach, @ L.A. Rams, 1/4/76
 4 Troy Aikman, vs. Buffalo, 1/31/93

Opponent, Game

- 4 Bart Starr, vs. Green Bay, 1/1/67
 4 Terry Bradshaw, vs. Pittsburgh, 1/21/79

Most Consecutive Games, Touchdown Pass

- 5 Troy Aikman, 1992-93
 5 Troy Aikman, 1994-95
 4 Danny White, 1982-83

HAD INTERCEPTED**Career**

- 19 Roger Staubach, 1969-79
 17 Troy Aikman, 1989-99
 16 Danny White, 1976-88

Game

- 4 Roger Staubach, vs. Minnesota, 12/30/73
 3 Ten times, last Troy Aikman, vs. Arizona, 1/2/99

Opponent, Game

- 4 Bob Avellini, vs. Chicago, 12/26/77
 4 Craig Morton, vs. Denver, 1/15/78
 4 Doug Williams, vs. Tampa Bay, 1/2/82

Most Consecutive Passes Attempted, None Intercepted

- 111 Troy Aikman, 1991-93
 102 Roger Staubach, 1969-1973
 88 Troy Aikman, 1994-96

Most Attempts, No Interceptions, Game

- 34 Troy Aikman, @ San Francisco, 1/17/93
 33 Troy Aikman, vs. Green Bay, 1/14/96
 30 Troy Aikman, vs. Buffalo, 1/31/93

Most Attempts, No Interceptions, Opponent

- 38 Erik Kramer, @ Detroit, 1/5/92
 30 Vince Ferragamo, vs. L.A. Rams, 12/26/83
 30 Randall Cunningham, vs. Philadelphia, 1/10/93

TIMES SACKED**Game**

- 7 Roger Staubach, vs. L.A. Rams, 12/23/73
 7 Roger Staubach, vs. Pittsburgh, 1/18/76
 5 Five times, last by Danny White, @ L.A. Rams, 1/4/86

Opponent, Game

- 5 John Hadl, vs. L.A. Rams, 12/23/73
 5 Ron Jaworski, vs. L.A. Rams, 1/4/76
 5 Steve Bartkowski, @ Atlanta, 12/30/78
 5 Randall Cunningham, vs. Philadelphia, 1/10/93

PASS RECEIVING

RECEPTIONS

Career

- 87 Michael Irvin, 1988-98
67 Drew Pearson, 1973-83
62 Jay Novacek, 1990-95

Game

- 12 Michael Irvin, @ San Francisco, 1/15/95
11 Jay Novacek, vs. Green Bay, 1/8/95
9 Tony Hill, vs. L.A. Rams, 12/26/83
9 Michael Irvin, vs. Green Bay, 1/16/94

Opponent, Game

- 10 Andre Hastings, vs. Pittsburgh, 1/28/96
9 Tom Waddle, @ Chicago, 12/29/91
9 Edgar Bennett, vs. Green Bay, 1/16/94

Most Consecutive Games, Pass Reception

- 22 Drew Pearson, 1973-83
16 Michael Irvin, 1991-98
13 Jay Novacek, 1991-95

YARDS

Career

- 1,315 Michael Irvin, 1988-98
1,105 Drew Pearson, 1973-83
655 Alvin Harper, 1991-94

Game

- 192 Michael Irvin, @ San Francisco, 1/15/95
163 Raghib Ismail, @ Minnesota, 1/9/00
144 Bob Hayes, vs. Cleveland, 12/24/67

Game, Opponent

- 161 Lynn Swann, vs. Pittsburgh, 1/18/76
152 Andre Reed, vs. Buffalo, 1/31/93
146 Charlie Taylor, vs. Washington, 12/31/72

Longest Pass Reception (All TDs)

- 94 Alvin Harper (from Aikman), vs. Green Bay, 1/8/95
86 Bob Hayes (from Meredith), vs. Cleveland, 12/24/67
83 Drew Pearson (from Staubach), vs. L.A. Rams, 12/23/73

Longest Pass Reception, Opponent

- 75 Paul Warfield (from Frank Ryan), vs. Cleveland, 12/24/67 (TD)
75 John Mackey (from Johnny Unitas), vs. Baltimore, 1/17/71 (TD)
75 Jimmie Giles (from Doug Williams), vs. Tampa Bay, 1/2/82

Most Games, 100 or More Yards Receiving, Career

- 6 Michael Irvin, 1988-98
2 Tony Hill, 1977-86
2 Alvin Harper, 1991-94

AVERAGE GAIN

Career (20 receptions)

- 27.3 Alvin Harper, 1991-94 (24-655)
16.5 Drew Pearson, 1973-83 (67-1,105)
15.8 Butch Johnson, 1976-83 (25-394)

Game (3 receptions)

- 39.0 Alvin Harper, @ San Francisco, 1/17/93 (3-117)
34.0 Frank Clarke, vs. Green Bay, 1/1/67 (3-102)
29.3 Alvin Harper, @ Chicago, 12/29/91 (3-88)

TOUCHDOWNS

Career

- 8 Drew Pearson, 1973-83
8 Michael Irvin, 1988-98
6 Jay Novacek, 1990-95

Game

- 3 Preston Pearson, @ L.A. Rams, 1/4/76

Game, Opponent

- 2 Seven times, last by Robert Brooks, vs. Green Bay, 1/14/96

Most Consecutive Games, Touchdown

- 3 Alvin Harper, 1992-93
3 Jay Novacek, 1992-93
3 Michael Irvin, 1994-95

RUSHING-RECEIVING

ATTEMPTS

Career

- 395 Emmitt Smith, 1990-99 (349-ru, 46-re)
348 Tony Dorsett, 1977-85 (302-ru, 46-re)
188 Robert Newhouse, 1972-83 (174-ru, 14-re)

Game

- 37 Emmitt Smith, vs. Green Bay, 1/14/96 (35-ru, 2-re)
34 Emmitt Smith, vs. Buffalo, 1/30/94 (ru-30, re-4)
30 Tony Dorsett, vs. Green Bay, 1/16/83 (ru-27, re-3)

YARDS

Career

- 1,928 Emmitt Smith, 1990-99 (1,586-ru, 342-re)
1,786 Tony Dorsett, 1977-85 (1,383-ru, 403-re)
1,315 Michael Irvin, 1988-98 (0-ru, 1,315-re)

Game

- 192 Michael Irvin, @ San Francisco, 1/15/95 (re-192)
188 Tony Dorsett, vs. L.A. Rams, 12/28/80 (ru-160, re-28)
173 Emmitt Smith, @ San Francisco, 1/17/93 (ru-114, re-59)

PUNTING

PUNTS

Career (25 punts)

- 84 Danny White, 1976-85
51 Ron Widby, 1968-71
33 John Jett, 1993-96

Game

- 9 Ron Widby, vs. Baltimore, 1/17/71
8 Five times, last by Danny White, vs. L.A. Rams, 12/30/79

Game, Opponent

- 8 Donny Anderson, @ Green Bay, 12/31/67
8 Herman Weaver, vs. Detroit, 12/26/70
8 Neil Clabo, @ Minnesota, 1/1/78
8 Tom Hutton, vs. Philadelphia, 1/7/96
8 Scott Player, vs. Arizona, 12/9/99

Longest Punt

- 65 Ron Widby, vs. Detroit, 12/26/70
60 Ron Widby, vs. San Francisco, 1/2/72
59 Marv Bateman, @ San Francisco, 12/23/72
59 John Jett, @ Carolina, 1/5/97

Longest Punt, Opponent

- 64 Dave Chappie, vs. L.A. Rams, 12/23/73
62 Craig Henrich, vs. Green Bay, 1/8/95
61 Herman Weaver, vs. Detroit, 12/26/70

AVERAGE GROSS YARDS

Career (25 punts)

- 43.5 Mike Saxon, 1985-92
42.9 John Jett, 1993-96
40.1 Ron Widby, 1968-71

Game (4 punts)

- 46.9 Mike Saxon, @ L.A. Rams, 1/4/86 (7-328)
46.7 Marv Bateman, vs. L.A. Rams, 12/23/73 (7-327)
45.8 John Jett, vs. Green Bay, 1/8/95 (4-183)
45.8 John Jett, vs. Green Bay, 1/14/96 (4-183)

Game, Opponent (4 punts)

- 48.8 Herman Weaver, vs. Detroit, 12/26/70 (8-391)
48.4 Todd Sauerbrun, @ Carolina, 1/3/04 (5-242)
45.5 Klaus Wilmsmeyer, vs. San Francisco, 1/23/94 (4-182)

HAD BLOCKED

Career

- 1 Mike Saxon, 1986-1992
1 John Jett, 1993-95

Most Consecutive Punts, None Blocked

- 84 Danny White, 1976-83
60 Ron Widby, 1968-72
24 Marv Bateman, 1972-75

INSIDE 20

Career

- 21 Danny White, 1976-83
9 Ron Widby, 1968-72
8 John Jett, 1993-96

Game

- 4 Toby Gowin, vs. Arizona, 1/2/99
3 Four times, last by Danny White, vs. L.A. Rams, 12/30/79

PUNT RETURNS

RETURNS

Career

- 19 Butch Johnson, 1976-83
12 James Jones, 1980-82
16 Bob Hayes, 1965-74

Game

- 5 James Jones, vs. L.A. Rams, 12/28/80
 5 Ron Fellows, vs. Tampa Bay, 1/9/83
 4 Seven times, last by Joey Galloway, @ Carolina, 1/3/04

Game, Opponent

- 6 John Sciarra, @ Philadelphia, 1/11/81
 5 Lem Barney, vs. Detroit, 12/26/70

FAIR CATCHES**Career**

- 10 Bob Hayes, 1966-72
 8 Lance Rentzel, 1967-69
 8 Cliff Harris, 1970-79

Game

- 4 Lance Rentzel, @ Cleveland, 12/21/68
 4 Cliff Harris, @ San Francisco, 12/23/72
 3 Lance Rentzel, @ Green Bay, 12/31/67
 3 Golden Richards, vs. Pittsburgh, 1/18/76
 3 Gordon Banks, @ L.A. Rams, 1/4/86

Game, Opponent

- 4 Bobby Bryant, @ Minnesota, 12/25/71
 3 Bobby Bryant, vs. Minnesota, 12/30/73

YARDS GAINED**Career**

- 208 Butch Johnson, 1976-83
 151 Bob Hayes, 1965-74
 147 James Jones, 1980-82

Game

- 141 Bob Hayes, vs. Cleveland, 12/24/67
 81 James Jones, vs. L.A. Rams, 12/20/80
 64 Butch Johnson, vs. L.A. Rams, 12/19/76

Game, Opponent

- 69 John Sciarra, @ Philadelphia, 1/11/81
 59 Reggie Brooks, vs. Green Bay, 1/16/94
 54 Antonio Freeman, vs. Green Bay, 1/14/96

Longest Punt Return

- 68 Bob Hayes, vs. Cleveland, 12/24/67
 64 Bob Hayes, vs. Cleveland, 12/24/67
 63 Golden Richards, vs. Minnesota, 12/30/73 (TD)

Longest Punt Return, Opponent

- 43 Reggie Brooks, vs. Green Bay, 1/16/94
 39 Antonio Freeman, vs. Green Bay, 1/14/96
 30 Jim Bertelsen, vs. Rams, 12/23/73

AVERAGE YARDAGE**Career (10 returns)**

- 12.6 Bob Hayes, 1965-74 (12-151)
 11.0 Butch Johnson, 1976-83 (19-208)
 9.2 James Jones, 1980-82 (16-147)

Game (3 returns)

- 47.0 Bob Hayes, vs. Cleveland, 12/24/67 (3-141)
 16.2 James Jones, vs. L.A. Rams, 12/20/80 (5-81)
 16.0 Butch Johnson, vs. L.A. Rams, 12/19/76 (4-64)

Game, Opponents (3 returns)

- 13.5 Antonio Freeman, vs. Green Bay, 1/14/96 (4-54)
 13.0 Jim Bertelsen, vs. L.A. Rams, 1/23/73 (4-52)
 11.5 John Sciarra, @ Philadelphia, 1/11/81 (6-69)

TOUCHDOWNS**Game**

- 1 Golden Richards, vs. Minnesota, 12/30/73

Game, Opponent

None

KICKOFF RETURNS**RETURNS****Career**

- 23 Kevin Williams, 1993-96
 13 James Jones, 1980-82, 1984-85
 12 Butch Johnson, 1976-83

Game

- 7 Michael Bates, @ Carolina 1/3/04
 6 Kevin Williams, @ San Francisco, 1/15/95
 5 Mel Renfro, vs. Green Bay, 1/1/67
 5 Tyrone Hughes, vs. Arizona, 1/2/99

Game, Opponent

- 7 Del Rodgers, vs. Green Bay, 1/16/83
 7 Antonio Freeman, vs. Green Bay, 1/14/96

YARDS**Career**

- 505 Kevin Williams, 1993-96
 267 James Jones, 1980-82, 1984-85
 243 Cliff Harris, 1970-79

Game

- 172 Michael Bates, @ Carolina 1/3/04
 130 Kevin Williams, @ San Francisco, 1/15/95
 124 Mel Renfro, vs. Green Bay, 1/1/67

Game, Opponent

- 155 Michael Bates, @ Carolina, 1/5/97
 148 Del Rodgers, vs. Green Bay, 1/16/83
 148 Antonio Freeman, vs. Green Bay, 1/14/96

Longest Kickoff Return

- 89 Rod Hill, vs. Green Bay, 1/9/83
 50 Kevin Williams, vs. Buffalo, 1/30/94
 48 Thomas Henderson, 1/18/76

Longest Kickoff Return, Opponent

- 97 Vic Washington, vs. San Francisco, 12/23/72 (TD)
 67 Rick Upchurch, vs. Denver, 1/15/78
 61 Clinton Jones, @ Minnesota, 12/25/71

AVERAGE YARDAGE**Career (10 returns)**

- 22.1 Cliff Harris, 1970-79 (11-243)
 22.0 Kevin Williams, 1993-96 (23-505)
 21.5 Kelvin Martin, 1987-92 (11-237)

Game (3 returns)

- 39.3 Rod Hill, vs. Green Bay, 1/9/83 (3-118)
 29.3 Kevin Williams, vs. Green Bay, 1/8/95 (3-88)
 24.8 Mel Renfro, vs. Green Bay, 1/1/67 (5-118)

Game, Opponent (3 returns)

- 45.3 Vic Washington, vs. San Francisco, 12/23/72 (3-136)
 31.3 Rick Upchurch, vs. Denver, 1/15/78 (3-94)
 31.0 Michael Bates, @ Carolina, 1/5/97 (5-155)

TOUCHDOWNS**Game**

None

Game, Opponent

- 1 Vic Washington, vs. San Francisco, 12/23/72

INTERCEPTIONS BY**INTERCEPTIONS****Career**

- 9 Charlie Waters, 1970-78, 80-81
 7 Dennis Thurman, 1978-85
 6 Cliff Harris, 1970-79

Game

- 3 Charlie Waters, vs. Chicago, 12/26/77
 3 Dennis Thurman, vs. Green Bay, 1/16/83
 2 Seven times, last by Larry Brown, vs. Pittsburgh, 1/28/96

Game, Opponent

- 2 Skip Vanderhurd, @ San Francisco, 12/23/72
 2 Bobby Bryant, vs. Minnesota, 12/30/73
 2 Eric Davis, @ San Francisco, 1/15/95
 2 Aeneas Williams, vs. Arizona, 1/2/99

Most Consecutive Games Intercept Pass

- 3 Mel Renfro, 1970
 3 Randy Hughes, 1977-78

YARDS GAINED**Career**

- 126 Dennis Thurman, 1978-85
 124 Charlie Waters, 1970-78, 80-81
 105 Larry Brown, 1991-95

Game

- 77 Larry Brown, vs. Pittsburgh, 1/28/96
 68 Thomas Henderson, @ L.A. Rams, 1/7/79
 60 Cornell Green, vs. Cleveland, 1/24/67

Game, Opponent

- 94 LeRoy Irvin, vs. L.A. Rams, 12/26/83
 88 Walt Sumner, vs. Cleveland, 12/28/69
 63 Bobby Bryant, vs. Minnesota, 12/30/73

Longest Return (all TDs except as noted)

- 68 Thomas Henderson, @ L.A. Rams, 1/7/79
 60 Cornell Green, vs. Cleveland, 1/24/67
 44 Larry Brown, vs. Pittsburgh, 1/28/96 (no TD)

Longest Return, Opponents (all TDs except as noted)

- 94 LeRoy Irvin, vs. L.A. Rams, 12/26/83 (no TD)
 88 Walt Sumner, vs. Cleveland, 12/28/64
 63 Bobby Bryant, vs. Minnesota, 12/30/73

FUMBLES**OPPONENTS' FUMBLES RECOVERED****Career**

- 4 Cliff Harris, 1970-79
 3 Charlie Waters, 1970-78, 1980-81

Game

- 2 Charlie Waters, vs. Detroit, 12/26/70
 2 Harvey Martin, vs. Minnesota, 1/1/78
 2 Randy Hughes, vs. Denver, 1/15/78
 2 Jimmie Jones, vs. Buffalo, 1/31/93

Longest Fumble Returns (All TDs except as noted)

- 64 Leon Lett, vs. Buffalo, 1/31/93 (no TD)
 46 James Washington, vs. Buffalo, 1/30/94
 44 Chuck Howley, @ Cleveland, 12/21/68

Longest Fumble Returns, Opponent (All TDs)

- 60 Hugh Green, vs. Tampa Bay, 1/9/83
 18 Jim Grabowski, vs. Green Bay, 1/1/67

OPPONENTS' FUMBLE RETURNED FOR TOUCHDOWNS**Career**

- 1 George Andrie, 1962-72
 1 Chuck Howley, 1961-73
 1 Mike Hegman, 1976-88
 1 Ken Norton, 1989-93
 1 Jimmie Jones, 1990-93
 1 James Washington, 1990-93

SACKS**TOTAL SACKS****Game**

- 3 Tony Casillas, @ San Francisco, 1/17/93

Game, Opponent

- 3 Gary Jeter, @ L.A. Rams, 1/4/86

BLOCKED KICKS**BLOCKED PUNTS****Game**

- 1 Darrick Brownlow, vs. Chicago, 12/29/91

Game, Opponent

- 1 Steve Tasker, vs. Buffalo, 1/31/93
 1 Bernardo Harris, vs. Green Bay, 1/14/96

Cowboys Team Playoff Records

SINGLE GAME

SCORING**Most Points**

- 52 vs. Cleveland, 12/24/67 (Dallas 52, Cleveland 14)
 52 vs. Buffalo, 1/31/93 (Dallas 52, Buff. 17)
 40 vs. Minnesota, 12/28/96 (Dallas 40, Minn. 15)

Most Points, Opponent

- 38 vs. Cleveland, 12/28/69 (Cleveland 38, Dallas 14)
 38 @ Detroit, 1/5/92 (Detroit 38, Dallas 6)
 38 @ San Francisco, 1/15/95 (S.F. 38, Dallas 28)

Fewest Points

- 0 @ L.A. Rams, 1/4/86 (L.A. Rams 20, Dallas 0)
 3 @ Washington, 12/31/72 (Wash. 26, Dallas 3)
 6 @ Detroit, 1/5/92 (Detroit 38, Dallas 6)

Fewest Points, Opponent

- 0 vs. Detroit, 12/26/70 (Dallas 5, Detroit 0)
 0 @ L.A. Rams, 1/7/79 (Dallas 28, L.A. Rams 0)
 0 vs. Tampa Bay, 1/2/82 (Dallas 38, Tampa Bay 0)

Most Decisive Win

- 38 vs. Tampa Bay, 1/2/82 (Dallas 38, Tampa Bay 0)
 38 vs. Cleveland, 12/24/67 (Dallas 52, Cleveland 14)
 35 vs. Buffalo, 1/31/93 (Dallas 52, Buff. 17)

Most Decisive Loss

- 32 @ Detroit, 1/5/92 (Detroit 38, Dallas 6)
 24 vs. Cleveland, 12/28/69 (Cleveland 38, Dallas 14)
 23 @ Washington, 12/31/72 (Washington 26, Dallas 3)

Most Points, Both Teams

- 69 vs. Buffalo, 1/31/93 (Dallas 52, Buff. 17)
 66 vs. Cleveland, 12/24/67 (Dallas 52, Cleveland 14)
 66 vs. Pittsburgh, 1/21/79 (Pittsburgh 35, Dallas 31)
 66 @ San Francisco, 1/15/95 (S.F. 38, Dallas 28)

FIRST DOWNS**Most First Downs**

- 29 vs. L.A. Rams, 12/28/80
 29 vs. Tampa Bay, 1/9/83
 29 @ San Francisco, 1/15/95

Most First Downs, Opponent

- 26 @ San Francisco, 1/10/82
 26 @ Chicago, 12/29/91
 25 vs. Pittsburgh, 1/28/96

Most First Downs, Both Teams

- 48 @ San Francisco, 1/17/93
 48 @ San Francisco, 1/15/95
 47 vs. San Francisco, 1/23/94

Fewest First Downs

- 8 @ Washington, 12/31/72
 9 vs. Minnesota, 12/30/73
 9 vs. Baltimore, 1/17/71

Fewest First Downs, Opponent

- 7 vs. Detroit, 12/26/70
 8 vs. Tampa Bay, 1/9/83
 9 vs. San Francisco, 1/2/72
 9 @ L.A. Rams, 1/4/76

Fewest First Downs, Both Teams

- 21 vs. Detroit, 12/26/70
 23 vs. Baltimore, 1/17/71
 24 @ Washington, 12/31/72

Most First Downs, Rushing

- 19 vs. L.A. Rams, 12/28/80
 16 @ San Francisco, 1/3/71
 16 vs. Minnesota, 12/28/96

Most First Downs, Rushing, Opponent

- 14 vs. Minnesota, 12/30/73
 13 @ Philadelphia, 1/11/81
 12 @ Chicago, 12/29/91

Fewest First Downs, Rushing

- 2 @ Washington, 1/22/83
 3 Four times, last @ Carolina, 1/3/04

Fewest First Downs, Rushing, Opponent

- 1 @ L.A. Rams, 1/4/76
 2 Six times, last vs. Arizona, 1/2/99

Most First Downs, Passing

- 20 vs. L.A. Rams, 12/26/83
 19 vs. Tampa Bay, 1/2/82
 19 @ Washington, 1/22/83

Most First Downs, Passing, Opponent

- 19 @ Detroit, 1/5/92
 17 @ San Francisco, 1/10/82
 16 Three times, last vs. Green Bay, 1/16/94

Fewest First Downs, Passing

- 3 vs. Detroit, 12/26/70
 3 @ Washington, 12/31/72
 4 vs. L.A. Rams, 12/23/73

Fewest First Downs, Passing, Opponent

- 1 vs. Denver, 1/15/78
 3 vs. L.A. Rams, 1/4/86
 4 vs. Atlanta, 12/30/78
 4 vs. Tampa Bay, 1/9/83

Most First Downs, Penalty

- 4 @ Carolina, 1/5/97
 3 vs. Green Bay, 1/8/95
 3 @ San Francisco, 1/15/95
 3 vs. Arizona, 1/2/99

Most First Downs, Penalty, Opponent

- 4 vs. Baltimore, 1/17/71
 4 vs. Buffalo, 1/31/93
 3 Seven times, last @ Carolina, 1/5/97

NET YARDS GAINED RUSHING AND PASSING**Most Yards Gained**

- 528 vs. L.A. Rams, 12/28/80
 456 vs. Tampa Bay, 1/9/83
 451 @ San Francisco, 1/15/95

Most Yards Gained, Opponent

- 466 vs. Green Bay, 1/6/83
 421 @ Detroit, 1/5/92
 415 @ San Francisco, 1/17/93

Most Yards Gained, Both Teams

- 841 vs. Green Bay, 1/6/83
 831 @ San Francisco, 1/17/93
 788 vs. L.A. Rams, 12/28/80

Fewest Yards Gained

- 153 vs. Minnesota, 12/30/73
 169 @ Washington, 12/31/72
 183 vs. Minnesota, 12/25/71

Fewest Yards Gained, Opponent

- 118 @ L.A. Rams, 1/4/76
 156 vs. Detroit, 12/26/70
 156 vs. Denver, 1/15/78

Fewest Yards Gained, Both Teams

- 387 @ Green Bay, 12/31/67
 387 vs. Detroit, 12/26/70
 459 vs. Minnesota, 12/30/73

RUSHING**ATTEMPTS****Most Rushing Attempts**

- 51 @ San Francisco, 1/3/71
 50 vs. Detroit, 12/26/70
 50 @ L.A. Rams, 1/4/76

Most Rushing Attempts, Opponent

- 49 vs. L.A. Rams, 12/19/76
 47 vs. Minnesota, 12/30/73
 46 vs. Pittsburgh, 1/18/76

Fewest Rushing Attempts

- 16 @ Minnesota, 1/9/00
 18 @ L.A. Rams, 1/4/86
 18 @ Carolina, 1/3/04

Fewest Rushing Attempts, Opponent

- 12 vs. Green Bay, 1/14/96
 13 vs. Green Bay, 1/16/94
 15 vs. Minnesota, 12/28/96

YARDS**Most Yards Gained Rushing**

- 338 vs. L.A. Rams, 12/28/80
 255 vs. Minnesota, 12/28/96
 252 vs. Miami, 1/16/72

Most Yards Gained Rushing, Opponent

- 269 @ L.A. Rams, 1/4/86
 263 @ Philadelphia, 1/11/81
 203 vs. Minnesota, 12/30/73

Most Yards Gained Rushing, Both Teams

- 430 vs. L.A. Rams, 12/28/80
 349 @ Philadelphia, 1/11/81
 337 vs. Cleveland, 12/24/67

Fewest Yards Gained Rushing

- 56 vs. Pittsburgh, 1/28/96
 61 @ L.A. Rams, 1/4/86
 63 vs. L.A. Rams, 12/26/83

Fewest Yards Gained Rushing, Opponent

- 22 vs. L.A. Rams, 12/19/76
 31 vs. Green Bay, 1/16/94
 48 vs. Green Bay, 1/14/96

Fewest Yards Gained Rushing, Both Teams

- 128 vs. Green Bay, 1/16/94
 157 vs. L.A. Rams, 12/26/83
 159 vs. Pittsburgh, 1/28/96

PASSING**ATTEMPTS****Most Passes Attempted**

- 53 vs. L.A. Rams, 12/26/83
 53 @ San Francisco, 1/15/95
 49 vs. Arizona, 1/2/99

Most Passes Attempted, Opponent

- 50 vs. Buffalo, 1/30/94
 49 vs. Pittsburgh, 1/28/96
 46 vs. Green Bay, 1/8/95

Most Passes Attempted, Both Teams

- 85 vs. Arizona, 1/2/99
 84 vs. L.A. Rams, 12/26/83
 82 vs. Green Bay, 1/16/94
 82 @ San Francisco, 1/15/95

Fewest Passes Attempted

- 14 @ Minnesota, 12/25/71
 14 vs. Chicago, 12/24/77
 15 vs. Cleveland, 12/24/67

Fewest Passes Attempted, Opponent

- 18 @ Washington, 12/31/72
 19 vs. Pittsburgh, 1/18/76
 20 vs. Detroit, 12/26/70

Fewest Passes Attempted, Both Teams

- 38 vs. Detroit, 12/26/70
 39 @ Washington, 12/31/72
 39 vs. L.A. Rams, 12/23/73

COMPLETIONS**Most Passes Completed**

- 32 vs. L.A. Rams, 12/26/83
 30 @ San Francisco, 1/15/95
 28 vs. Green Bay, 1/16/94

Most Passes Completed, Opponent

- 31 vs. Buffalo, 1/30/94
 29 @ Detroit, 1/5/92
 28 vs. Green Bay, 1/16/94
 28 vs. Pittsburgh, 1/28/96

Most Passes Completed, Both Teams

- 56 vs. Green Bay, 1/16/94
 50 vs. Buffalo, 1/30/94
 49 @ San Francisco, 1/17/93

Fewest Passes Completed

- 4 vs. Detroit, 12/26/70
 7 @ San Francisco, 1/3/71
 8 vs. L.A. Rams, 12/23/73
 8 vs. Chicago, 12/26/77

Fewest Passes Completed, Opponent

- 6 @ L.A. Rams, 1/4/86
 7 Detroit, 12/26/70
 7 vs. L.A. Rams, 12/23/73

Fewest Passes Completed, Both Teams

- 11 vs. Detroit, 12/26/70
 15 vs. L.A. Rams, 12/23/73
 21 vs. L.A. Rams, 12/30/79
 21 @ Philadelphia, 1/11/81

YARDS**Most Yards Gained Passing**

- 352 @ San Francisco, 1/15/95
 330 vs. Green Bay, 1/8/95
 310 @ Atlanta, 1/4/81

Most Yards Gained Passing, Opponent

- 337 @ Detroit, 1/5/92
 327 vs. Green Bay, 1/16/94
 308 vs. Green Bay, 1/16/83

Most Yards Gained Passing, Both Teams

- 611 vs. Green Bay, 1/16/94
 596 @ San Francisco, 1/17/93
 595 @ Atlanta, 1/4/81

Fewest Yards Gained, Passing

- 22 vs. Detroit, 12/26/70
 63 vs. Minnesota, 12/30/73
 72 vs. San Francisco, 1/2/72

Fewest Yards Gained, Passing, Opponent

- 35 vs. Denver, 1/15/78
 47 @ L.A. Rams, 1/4/86
 52 vs. Atlanta, 12/30/78

Fewest Yards Gained, Passing, Both Teams, Game

- 102 vs. Detroit, 12/26/70
 166 vs. Minnesota, 12/30/73
 193 @ Philadelphia, 1/11/81

SACKS**TOTAL SACKS****Most Sacks**

- 8 @ Green Bay, 12/31/67
 5 Eight times, last vs. Philadelphia, 1/7/96

Most Sacks, Opponent

- 7 vs. L.A. Rams, 12/23/73
 7 vs. Pittsburgh, 1/18/76
 6 vs. San Francisco, 1/2/72

SACK YARDAGE**Most Sack Yardage**

- 76 @ Green Bay, 12/31/67
 51 @ L.A. Rams, 1/4/76
 45 vs. Philadelphia, 1/10/93

Most Sack Yardage, Opponent

- 52 vs. Pittsburgh, 1/21/79
 44 vs. L.A. Rams, 12/23/73
 42 vs. Pittsburgh, 1/18/76

INTERCEPTIONS**TOTAL INTERCEPTIONS****Most Interceptions**

- 5 @ L.A. Rams, 1/7/79
 4 Five times, last vs. Buffalo, 1/31/93

Most Interceptions, Opponent

- 4 @ Cleveland, 12/21/68
 4 vs. Minnesota, 12/30/73
 3 Nine times, last vs. Arizona, 1/2/99

YARDS**Most Yards**

- 123 @ L.A. Rams, 1/7/79
 77 vs. Pittsburgh, 1/28/96
 76 vs. Chicago, 12/26/77

Most Yards, Opponent

- 123 vs. Cleveland, 12/28/69
 122 @ Carolina, 1/5/97
 111 vs. L.A. Rams, 12/26/83

PUNTING**TOTAL PUNTS****Most Punts**

- 9 vs. Baltimore, 1/17/71
 8 Five times, last vs. L.A. Rams, 12/30/79

Most Punts, Opponent

- 8 @ Green Bay, 12/31/67
 8 vs. Detroit, 12/26/70
 8 vs. Minnesota, 1/1/78
 8 vs. Philadelphia, 1/7/96
 8 vs. Arizona, 1/2/99

Fewest Punts

- 1 @ San Francisco, 1/15/95
 1 vs. Minnesota, 12/28/96
 2 vs. Cleveland, 12/24/67
 2 vs. L.A. Rams, 12/28/80

Fewest Punts, Opponent

- 1 vs. Cleveland, 12/28/69
 1 @ Chicago, 12/29/91
 1 @ San Francisco, 1/17/93
 1 @ Carolina, 1/5/97

AVERAGE YARDAGE**Highest Average Distance, Punting (4 punts)**

- 46.9 @ L.A. Rams, 1/4/86
 46.7 vs. L.A. Rams, 12/23/73
 45.8 vs. Green Bay, 1/8/95
 45.8 vs. Green Bay, 1/14/96

Highest Average Distance, Punting, Opponent (4 punts)

- 48.8 vs. Detroit, 12/26/70
 48.4 @ Carolina, 1/3/04
 46.2 @ Detroit, 1/5/92

PUNT RETURNS**TOTAL RETURNS****Most Punt Returns**

- 5 vs. Minnesota, 1/1/78
 5 vs. L.A. Rams, 12/28/80
 5 vs. Tampa Bay, 1/9/83

Most Punt Returns, Opponent

- 6 vs. Detroit, 12/26/70
 6 @ Philadelphia, 1/11/81
 5 Four times, last vs. Pittsburgh, 1/18/76

YARDS GAINED**Most Yards, Punt Returns**

- 155 vs. Cleveland, 12/24/67
 81 vs. L.A. Rams, 12/28/80
 64 vs. L.A. Rams, 12/19/76

Most Yards, Punt Returns, Opponent

- 69 @ Philadelphia, 1/11/81
 59 vs. Green Bay, 1/16/94
 54 vs. Green Bay, 1/14/96

KICKOFF RETURNS**TOTAL RETURNS****Most Kickoff Returns**

- 8 @ Carolina, 1/3/04
 7 @ San Francisco, 1/15/95
 6 Six times, last @ Carolina, 1/5/97

Most Kickoff Returns, Opponent

- 8 @ L.A. Rams, 1/4/76
 8 vs. Chicago, 12/26/77
 8 vs. Minnesota, 12/28/96

YARDS GAINED**Most Yards, Kickoff Returns**

- 179 @ Carolina, 1/3/04
 173 vs. Green Bay, 1/16/83
 153 vs. Green Bay, 1/1/67

Most Yards, Kickoff Returns, Opponent

- 188 @ Minnesota, 12/25/71
 173 vs. Denver, 1/15/78
 167 @ L.A. Rams, 1/4/76

FUMBLES**TOTAL FUMBLES****Most Fumbles**

- 6 vs. Denver, 1/15/78
 6 vs. Atlanta, 12/30/78
 5 @ Philadelphia, 1/11/81

Most Fumbles, Opponent

- 8 vs. Buffalo, 1/31/93
 5 @ San Francisco, 12/23/72
 5 vs. Minnesota, 1/1/78
 5 vs. Baltimore, 1/17/71

FUMBLES LOST**Most Fumbles Lost**

- 3 @ San Francisco, 12/23/72
 3 vs. Atlanta, 12/30/78
 3 @ Philadelphia, 1/11/81
 3 @ L.A. Rams, 1/4/86
 3 @ Minnesota, 1/9/00

Most Fumbles Lost, Opponent

- 5 vs. Buffalo, 1/31/93
 4 vs. Baltimore, 1/17/71
 4 vs. Denver, 1/15/78
 4 vs. Minnesota, 12/28/96

PENALTIES**TOTAL PENALTIES****Most Penalties**

- 12 vs. Denver, 1/15/78
 11 vs. L.A. Rams, 12/28/80
 10 @ L.A. Rams, 1/7/79

Most Penalties, Opponent

- 11 vs. Green Bay, 1/14/96
 10 vs. Tampa Bay, 1/2/82
 8 Three times, last vs. Green Bay, 1/8/95

Fewest Penalties

- 2 Seven times, last @ Carolina, 1/3/04

Fewest Penalties, Opponent

- 0 vs. Detroit, 12/26/70
 0 vs. Miami, 1/16/72
 0 vs. Pittsburgh, 1/18/76
 0 @ Carolina, 1/3/04

YARDS PENALIZED**Most Yards Penalized**

- 120 vs. Baltimore, 1/17/71
 98 @ San Francisco, 1/15/95
 94 vs. Denver, 1/15/78

Most Yards Penalized, Opponent

- 106 @ San Francisco, 1/10/82
 105 vs. Tampa Bay, 1/2/82
 94 vs. L.A. Rams, 1/19/76

Fewest Yards Penalized

- 10 vs. Cleveland, 12/24/67
 10 @ Minnesota, 12/25/71
 11 @ Carolina, 1/3/04

Fewest Yards Penalized, Opponent

- 0 vs. Detroit, 12/26/70
 0 vs. Miami, 1/16/72
 0 vs. Pittsburgh, 1/18/76
 0 @ Carolina, 1/3/04

Largest Margin

VICTORY

- 38 pts, (52-14) vs. Cleveland, Dec. 24, 1967
- 38 pts, (38-0) vs. Tampa Bay, Jan. 2, 1982
- 35 pts, (52-17) vs. Buffalo, Jan. 31, 1993
- 30 pts, (37-7) @ Los Angeles, Jan. 4, 1976
- 30 pts, (37-7) vs. Chicago, Dec. 26, 1977

DEFEAT

- 32 pts, (38-6) @ Detroit, Jan. 5, 1992
- 24 pts, (38-14) vs. Cleveland, Dec. 28, 1969
- 23 pts, (26-3) @ Washington, Dec. 31, 1972
- 20 pts, (20-0) @ Los Angeles, Jan. 4, 1986
- 19 pts, (29-10) @ Carolina, Jan. 3, 2004

Cowboys Big Playoff Days

100 YARD RUSHING GAMES

160 yards	— Tony Dorsett vs. L.A. Rams	December 28, 1980
150 yards	— Emmitt Smith vs. Green Bay	January 14, 1996
143 yards	— Duane Thomas @ San Francisco	January 3, 1971
135 yards	— Duane Thomas vs. Detroit	December 26, 1970
132 yards	— Emmitt Smith vs. Buffalo	January 30, 1994
125 yards	— Calvin Hill @ San Francisco	December 23, 1972
116 yards	— Emmitt Smith vs. Minnesota	December 28, 1996
114 yards	— Emmitt Smith vs. Philadelphia	January 10, 1993
114 yards	— Emmitt Smith @ San Francisco	January 17, 1993
110 yards	— Tony Dorsett vs. Tampa Bay	January 9, 1983
108 yards	— Don Perkins vs. Green Bay	January 1, 1967
108 yards	— Emmitt Smith vs. Buffalo	January 31, 1993
105 yards	— Emmitt Smith @ Chicago	December 29, 1991
101 yards	— Tony Dorsett @ L.A. Rams	January 7, 1979

300 YARD PASSING GAMES

380 yards	— Troy Aikman @ San Francisco	January 15, 1995
337 yards	— Troy Aikman vs. Green Bay	January 8, 1995
330 yards	— Danny White vs. L.A. Rams	December 26, 1983
322 yards	— Danny White @ Atlanta	January 4, 1981
322 yards	— Troy Aikman @ San Francisco	January 17, 1993
312 yards	— Danny White vs. Tampa Bay	January 9, 1983
302 yards	— Troy Aikman vs. Green Bay	January 16, 1994

100 YARD RECEIVING GAMES

192 yards	— Michael Irvin @ San Francisco	January 15, 1995
163 yards	— Raghib Ismail @ Minnesota	January 9, 2000
144 yards	— Bob Hayes vs. Cleveland	December 24, 1967
142 yards	— Tony Hill vs. Green Bay	January 16, 1983
136 yards	— Billy Parks @ San Francisco	December 23, 1972
126 yards	— Michael Irvin vs. Green Bay	January 16, 1994
124 yards	— Kevin Williams vs. Philadelphia	January 7, 1996
123 yards	— Preston Pearson @ L.A. Rams	January 4, 1976
117 yards	— Alvin Harper @ San Francisco	January 17, 1993
115 yards	— Tony Hill vs. L.A. Rams	December 26, 1983
114 yards	— Michael Irvin vs. Buffalo	January 31, 1993
111 yards	— Michael Irvin vs. Green Bay	January 8, 1995
108 yards	— Alvin Harper vs. Green Bay	January 8, 1995
104 yards	— Jay Novacek vs. Green Bay	January 8, 1995
103 yards	— Michael Irvin vs. Minnesota	December 28, 1996
102 yards	— Frank Clarke vs. Green Bay	January 1, 1967
100 yards	— Michael Irvin vs. Green Bay	January 14, 1996

Cowboys Longest Playoff Plays

LONG RUNS FROM SCRIMMAGE

65 yards	— Emmitt Smith @ Minnesota	January 9, 2000
53 yards	— Tony Dorsett @ L.A. Rams	January 7, 1979
48 yards	— Calvin Hill @ San Francisco	December 23, 1972
38 yards	— Emmitt Smith vs. Buffalo	January 31, 1993
37 yards	— Emmitt Smith vs. Minnesota (TD)	December 28, 1996
32 yards	— Ron Springs vs. L.A. Rams	December 28, 1980
29 yards	— Roger Staubach vs. Washington	December 31, 1972
29 yards	— Tony Dorsett vs. Pittsburgh	January 21, 1979

LONG FORWARD PASS

94 yards	— Troy Aikman to Alvin Harper vs. Green Bay (TD)	January 8, 1995
86 yards	— Don Meredith to Bob Hayes vs. Cleveland (TD)	December 24, 1967
83 yards	— Roger Staubach to Drew Pearson vs. L.A. Rams (TD)	December 23, 1973
70 yards	— Troy Aikman to Alvin Harper @ San Francisco	January 17, 1993
68 yards	— Don Meredith to Frank Clarke vs. Green Bay (TD)	January 1, 1967

LONG PUNT RETURNS

68 yards	— Bob Hayes vs. Cleveland	December 24, 1967
63 yards	— Golden Richards vs. Minnesota (TD)	December 30, 1973
44 yards	— Butch Johnson vs. L.A. Rams	December 19, 1976
43 yards	— James Jones vs. L.A. Rams	December 28, 1980
41 yards	— Deion Sanders vs. Arizona	January 2, 1999

LONG KICKOFF RETURNS

89 yards	— Rod Hill vs. Green Bay	January 16, 1983
50 yards	— Kevin Williams vs. Buffalo	January 30, 1994
48 yards	— Thomas Henderson vs. Pittsburgh	January 18, 1976
41 yards	— Michael Bates @ Carolina	January 3, 2004
39 yards	— Kelvin Martin vs. Philadelphia	January 10, 1993
39 yards	— Kevin Williams vs. Green Bay	January 8, 1995


LONG INTERCEPTION RETURNS

68 yards	— Thomas Henderson @ L.A. Rams (TD)	January 7, 1979
60 yards	— Cornell Green vs. Cleveland (TD)	December 24, 1967
44 yards	— Larry Brown vs. Pittsburgh	January 28, 1996
39 yards	— Dennis Thurman vs. Green Bay (TD)	January 16, 1983

LONG FUMBLE RETURNS

64 yards	— Leon Lett vs. Buffalo	January 31, 1993
46 yards	— James Washington vs. Buffalo (TD)	January 30, 1994
44 yards	— Chuck Howley @ Cleveland (TD)	December 21, 1968
37 yards	— Mike Hegman vs. Pittsburgh (TD)	January 21, 1979

The History



1960 ★ DALLAS COWBOYS STATISTICS ★ 1960

7TH PLACE WESTERN CONFERENCE
HEAD COACH: TOM LANDRY

PRESEASON (1-5)

Date	W/L	Score	Opponent	Att.
8/6	L	10-16	San Fran. @ Seattle	22,000
8/13	L	13-20	St. Louis @ San Ant.	14,000
8/19	L	10-14	BALTIMORE	40,000
8/27	W	14-3	N.Y. @ Louisville	10,663
9/4	L	14-49	L.A. @ Pendleton	13,500
9/11	L	23-28	Green Bay @ Minn.	20,121

REGULAR SEASON (0-11-1)

9/24	L	28-35	PITTSBURGH	30,000
9/30	L	25-27	PHILADELPHIA	18,500
10/9	L	14-26	@ Washington	21,142
10/16	L	7-48	CLEVELAND	28,500
10/23	L	10-12	@ St. Louis	23,128
10/30	L	7-45	BALTIMORE	25,500
11/6	L	13-38	LOS ANGELES	16,000
11/13	L	7-41	@ Green Bay	32,294
11/20	L	14-26	SAN FRANCISCO	10,000
11/27	L	7-17	@ Chicago	39,951
12/4	T	31-31	@ New York	55,033
12/11	L	14-23	@ Detroit	43,272

TEAM STATISTICS

DALLAS	OPP
FIRST DOWNS	180 216
Rushing	57 106
Passing	105 97
Penalty	18 13
Third Down-Made/Att.	39/144 60/150
Third Down Efficiency	27.1 40.0
Fourth Down-Made/Att.	8/10 3/7
TOTAL NET YARDS	3,153 4,372
Avg. Per Game	279.7 333.1
Total Plays	698 858
Avg. Per Play	4.5 5.1
NET YARDS RUSHING	1,049 2,242
Avg. Per Game	87.4 186.8
Total Rushes	311 445
Avg. Per Rush	3.4 5.0
NET YARDS PASSING	2,104 2,130
Avg. Per Game	175.3 177.5
Sacked/Yards Lost	33/284 20/173
Gross Yards	2,388 2,303
Attempts/Completions	354/163 393/159
Pct. of Completions	46.0 40.0
Had Intercepted	33 15
PUNTS/AVERAGE	60/41.8 50/41.8
Net Punting Average	35.4 34.6
PUNT RET./AVG.	24/8.0 18/4.6
KICKOFF RET./AVG.	66/18.8 30/30.5
INT./AVG. RET.	15/6.5 33/11.8
PENALTIES/YARDS	62/600 72/672
FUMBLES/BALL LOST	21/17 21/11
TOUCHDOWNS	25 47
Rushing	6 24
Passing	17 20
Returns	2 3
EXTRA POINTS/ATTEMPTS	21/23 43/44
FIELD GOALS/ATTEMPTS	6/13 17/24

RUSHING	ATT	YDS	AVG	LG	TD
Dupre	104	362	3.5	18	3
McIlhenny	96	321	3.3	21	1
Kowalczyk	50	156	3.1	34	1
Babb	39	115	2.9	12	0
LeBaron	16	94	5.9	23	1
Heinrich	2	3	1.5	3	0
Meredith	3	4	0.8	8	0
Clarke	1	-6	-6.0	-6	0
COWBOYS	311	1,049	3.4	34	6
Opponents	445	2,242	5.0	75t	24

RECEIVING	ATT	YDS	AVG	LG	TD
Doran	31	554	17.9	75t	3
Dugan	29	461	15.9	49	1
Howton	23	363	15.8	41	4
Dupre	21	216	10.3	36	2
McIlhenny	15	120	8.0	64t	1
Kowalczyk	14	143	10.2	23	1
Babb	13	140	10.8	27t	1
Clarke	9	290	32.2	76t	3
Bielski	4	38	9.5	15	1
Mathews	3	44	14.7	20	0
Lewis	1	19	19.0	19	0
COWBOYS	163	2,388	14.7	76t	17
Opponents	159	2,303	14.5	70t	20

INTERCEPTIONS	NO	YDS	AVG	LG	TD
Frankhauser	3	11	3.7	9	0
Bishop	3	13	4.3	13	0
Berich	2	27	13.5	23	0
Hansen	2	14	7.0	14	0
Patera	1	21	21.0	21	0
Tabbs	1	5	5.0	5	0
Braatz	1	4	4.0	4	0
Cronin	1	2	2.0	2	0
Butler	1	0	0.0	0	0

COWBOYS	15	100	6.7	23	0
Opponents	33	366	11.1	43t	2

PUNTING	NO	YDS	AVG	TB IN	LG	BL	NET
Shaner	57	2,420	42.5	4	15	67	0 39.5
LeBaron	3	97	32.3	0	0	48	0 31.3
COWBOYS	60	2,517	42.0	4	15	67	0 39.2
Opp.	50	2,068	41.2	1	20	60	0 37.1

PUNT RETURNS	NO	FC	YDS	AVG	LG	TD
Butler	13	6	131	10.1	46	0
Moody	8	4	37	4.6	8	0
Frankhauser	3	2	24	8.0	17	0
Dupre	0	1	0	0.0	0	0
COWBOYS	24	13	192	8.0	46	0
Opponents	18	16	83	4.6	25	0

KICKOFF RETURNS	NO	YDS	AVG	LG	TD
Frankhauser	25	509	20.5	46	0
Butler	20	399	19.2	60	0
Moody	10	205	20.5	13	0
Babb	3	46	15.3	20	0
Dupre	2	44	22.0	22	0
Dowdle	2	22	11.0	17	0
Putnam	1	13	13.0	13	0
Bielski	1	4	4.0	4	0
Kowalczyk	1	0	0.0	0	0
Sherer	1	0	0.0	0	0
COWBOYS	66	1,242	18.8	60	0
Opponents	32	811	25.3	90t	1

PASSING	ATT	COMP	YDS	PCT	AVG	ATT	TD
LeBaron	225	111	1,736	49.3	7.72	12	5.3
Meredith	68	29	281	42.6	4.13	2	2.9
Heinrich	61	23	371	37.7	6.08	3	4.9
COWBOYS	354	163	2,388	46.0	6.75	17	4.8
Opponents	293	145	2,130	49.5	7.33	20	6.8

SCORE BY QUARTERS	1	2	3	4	OT	T
COWBOYS	30	51	27	69	0	177
Opponents	68	148	65	88	0	369

FIELD GOALS	7-19	20-29	30-39	40-49	50+
Cone	1-2	1-2	2-4	2-4	0-1

COWBOYS	1-2	1-2	2-4	2-4	0-1
Opponents	6-8	11-12	0-2	0-2	0-0

Cone: (1,31.45),(248.32B),(1,25.44M),(51M), (32.41),(1,1),(178,408.32M),(11),(1)
Opponents: (38M),(21.27),(15,29,10,38),(1), (18,18M),(39B,26),(9),(18M,21.21), (18,45M,28,16,45M,22),(22M,20), (26),(25)

SCORING	TDR	TDP	TDR	FG	PAT	S	TP
Cone	0	0	0	6/13	21/23	0	39
Dupre	3	2	0	0/0	0/0	0	30
Howton	0	4	0	0/0	0/0	0	24
Doran	0	3	0	0/0	0/0	0	18
Clarke	0	3	0	0/0	0/0	0	18
Kowalczyk	1	1	0	0/0	0/0	0	12
McIlhenny	1	1	0	0/0	0/0	0	12
Babb	0	1	0	0/0	0/0	0	6
Dugan	0	1	0	0/0	0/0	0	6
LeBaron	1	0	0	0/0	0/0	0	6
Bielski	0	1	0	0/0	0/0	0	6
COWBOYS	6	17	0	6/13	21/23	0	177
Opponents	22	20	3*	17/24	43/44	2+	369

* Stephens 34 interception return vs. Cleveland (10/16)
Mitchell 90 kickoff return vs. Cleveland (10/16)
Nitschke 43 interception return vs. Green Bay (11/13)
+ Tracey tackled LeBaron in endzone vs. Cardinals (10/23)
Punt snap out of endzone vs. Detroit (12/11)

USUAL STARTERS

WR	Fred Dugan	LE	Nate Borden
LT	Bob Fry	LT	Don Healy
LG	Duane Putnam	RT	Ed Husmann
C	John Houser	RE	John Gonzaga
RG	Buzz Guy (7)	LLB	Wayne Hansen
	Mike Falls (5)	MLB	Jerry Tubbs
RT	Paul Dickson (8)	RLB	Gene Cronin
	Dick Klein (4)	LCB	Tom Frankhauser
TE	Jim Doran (9)	RCB	Don Bishop
	Dick Bielski (3)	SS	Bob Berich (6)
WR	Bill Howton (7)		Fred Doelling (3)
	Frank Clarke (3)		Gary Wisener (3)
QB	Eddie LeBaron	FS	Bill Butler
RB	Don McIlhenny (7)		
	L.G. Dupre (5)		
FB	Walt Kowalczyk (7)		
	Gene Babb (5)		

PASSING	ATT	COMP	YDS	PCT	AVG	ATT	TD
LeBaron	225	111	1,736	49.3	7.72	12	5.3
Meredith	68	29	281	42.6	4.13	2	2.9
Heinrich	61	23	371	37.7	6.08	3	4.9
COWBOYS	354	163	2,388	46.0	6.75	17	4.8
Opponents	293	145	2,130	49.5	7.33	20	6.8

1961 ★ DALLAS COWBOYS STATISTICS ★ 1961

SIXTH PLACE WESTERN CONFERENCE HEAD COACH: TOM LANDRY

PRESEASON (2-3)

Date	W/L	Score	Opponent	Att.
8/5	W	38-13	Minn. @ Sioux Falls	4,954
8/11	L	7-30	GREEN BAY	30,000
8/26	L	10-28	N.Y. @ Albuquerque	21,500
9/1	W	35-24	Balt. @ Norman	19,000
9/9	L	10-24	San Fran. @ Sac.	22,130

REGULAR SEASON (4-9-1)

9/17	W	27-24	PITTSBURGH	23,500
9/24	W	21-7	MINNESOTA	20,500
10/1	L	7-25	@ Cleveland	43,638
10/8	W	28-0	@ Minnesota	33,070
10/15	L	10-31	NEW YORK	41,500
10/22	L	7-43	PHILADELPHIA	25,000
10/29	W	17-16	@ New York	60,254
11/5	L	17-31	ST. LOUIS	20,500
11/12	L	7-37	@ Pittsburgh	17,519
11/19	T	28-28	WASHINGTON	17,500
11/26	L	13-35	@ Philadelphia	60,127
12/3	L	17-38	CLEVELAND	23,500
12/10	L	13-31	@ St. Louis	15,384
12/17	L	24-34	@ Washington	21,451

TEAM STATISTICS

	DALLAS	OPP
FIRST DOWNS	239	254
Rushing	100	122
Passing	130	120
Penalty	9	9
Third Down-Made/Att.	NA	NA
Third Down Efficiency	NA	NA
Fourth Down-Made/Att.	4/16	5/9
TOTAL NET YARDS	4,480	4,592
Avg. Per Game	320	328
Total Plays	863	787
Avg. Per Play	5.1	5.8
NET YARDS RUSHING	1,819	2,161
Avg. Per Game	130.0	154.4
Total Rushes	415	439
Avg. Per Rush	4.4	4.9
NET YARDS PASSING	2,661	2,431
Sacked/Yards Lost	27/257	22/209
Gross Yards	2,918	2,640
Attempts/Completions	422/215	326/168
Pct. of Completions	50.1	51.5
Had Intercepted	27	25
PUNTS/AVERAGE	61/36.7	43/45.5
Net Punting Average	31.8	42.6
PUNT RET./AVG.	24/4.3	17/11.4
KICKOFF RET./AVG.	64/21.0	43/22.1
INT./AVG. RET.	25/15.0	27/21.7
PENALTIES/YARDS	47/427	38/362
FUMBLES/BALL LOST	46/21	30/18
TOUCHDOWNS	29	49
Rushing	6	21
Passing	23	21
Returns	0	7
EXTRA POINTS/ATTEMPTS	29/29	44/49
FIELD GOALS/ATTEMPTS	11/24	14/29

RUSHING	ATT	YDS	AVG	LG	TD
Perkins	200	815	4.1	71	1
Marsh	84	379	4.5	71	1
Lockett	66	280	4.3	21	0
Meredith	22	176	8.0	28	1
LeBaron	18	72	4.0	21	0
Dupre	16	60	3.7	12	0
Douglas	5	24	4.8	6	0
Howton	1	9	9.0	9	0
McIlhenry	2	4	2.0	4	0

COWBOYS	ATT	YDS	AVG	LG	TD
Opponents	415	1,819	4.4	71	6
	439	2,161	4.9	68	21

RECEIVING	ATT	YDS	AVG	LG	TD
Howton	56	785	14.2	53	4
Clarke	41	919	22.4	80	9
Perkins	32	298	9.3	38	1
Bielski	26	377	15.1	28	3
Marsh	21	189	9.0	46	2
Lockett	15	114	7.6	26	2
Doran	13	153	11.3	29	2
Dupre	6	49	8.1	17	0
Gregory	3	30	10.0	13	0
McIlhenry	1	6	6.0	6	0
Douglas	1	-2	-2.0	-2	0

COWBOYS	ATT	YDS	AVG	LG	TD
Opponents	215	2,918	13.6	80	23
	168	2,640	15.7	78	21

INTERCEPTIONS	NO	YDS	AVG	LG	TD
Bishop	8	172	21.5	57	0
Berlich	3	48	16.0	28	0
Tubbs	3	33	11.0	33	0
Moegele	2	31	15.5	25	0
Harris	2	13	6.5	12	0
Frankkhauser	1	23	23.0	23	0
Gregory	1	21	21.0	21	0
Dowdle	1	14	14.0	14	0
Healy	1	11	11.0	11	0
Howley	1	5	5.0	5	0
Livingston	1	3	3.0	3	0
Frost	1	0	0.0	0	0

COWBOYS	NO	YDS	AVG	LG	TD
Opponents	25	374	15.0	57	0
	27	586	21.7	101	5

PUNTING	NO	YDS	AVG	TB IN 20	LG	BL	NET
Green	61	2,236	36.7	5	6	53	1
COWBOYS	61	2,236	36.7	5	6	53	1
Opp.	43	1,956	45.5	1	20	60	0

PUNT RETURNS	NO	FC	YDS	AVG	LG	TD
Marsh	14	3	71	5.1	19	0
Livingston	6	0	20	3.3	12	0
Dupre	2	0	4	2.0	4	0
Perkins	1	2	8	8.0	8	0
Douglas	1	0	0	0.0	0	0
COWBOYS	24	5	103	4.3	19	0
Opponents	17	27	194	11.4	78	0

KICKOFF RETURNS	NO	YDS	AVG	LG	TD
Marsh	26	667	25.7	79	0
Perkins	22	443	20.1	30	0
Dupre	6	110	17.8	24	0
Lockett	4	46	11.5	21	0
Babb	2	34	17.0	19	0
Dowdle	2	33	16.5	19	0
Douglas	1	12	12.0	12	0
Doran	1	0	0.0	0	0
COWBOYS	64	1,395	21.0	79	0
Opponents	43	950	22.1	90	1

COWBOYS	ATT	YDS	AVG	LG	TD
Opponents	64	1,395	21.0	79	0
	43	950	22.1	90	1

PASSING	ATT	COMP	YDS	PCT	AVG	TD
LeBaron	236	120	1,741	50.8	7.38	3
Meredith	182	94	1,161	51.6	6.38	3
Humphrey	2	1	16	50.0	8.00	0
Lockett	2	0	0	0.0	0.00	0
COWBOYS	422	215	2,918	51.0	6.91	23
Opponents	326	168	2,640	51.5	8.10	21

AVG	TD	PCT	INT	PCT	INT	LG	SKS/YDS	RATING
14	5.9	16	6.8	80	11/89	66.7		
9	4.9	11	6.0	56	16/147	63.0		
0	0.0	0	0.0	16	0/0	77.1		
0	0.0	0	0.0	0	0/0	39.6		
23	5.5	27	6.4	80	27/257	65.1		
21	6.4	25	7.7	78	22/209	58.1		

SCORE BY	1	2	3	4	OT	T
COWBOYS	54	44	69	69	0	236
Opponents	81	119	85	95	0	380

FIELD GOALS	7-13	20-29	30-39	40-49	50+
Green	2-3	1-4	2-3	0-4	0-1
Bielski	0-0	3-3	2-3	1-3	0-0

COWBOYS	2-3	4-6	4-6	1-7	0-1
Opponents	4-5	7-8	1-4	0-2	2-10

Green:	(41M, 15.29M, 27), (41M), (47M, 40M), (1), (16.37M), (54M), (20B.32), (22B.32), (1), (1), (16M), (1), (1)
Bielski:	(0), (0), (0), (0), (0), (0), (0), (47M, 49M), (42.32), (35), (29.29), (27.38M)

Opponents:	(39M, 45M, 12), (35M, 30M, 11B), (28.28), (40M), (47M, 29), (20.26M), (44.31, 47M, 47M, 13), (47M, 22), (28, 19.47), (41B), (1), (20), (16), (47M)
------------	--

SCORING	TOR	TOP	TORI	FG	PAT	S	TP
Clarke	0	9	0	0/0	0/0	0	54
Bielski	0	3	0	6/9	10/10	0	46
Perkins	4	1	0	0/0	0/0	0	30
Green	0	0	0	5/15	19/19	0	24
Howton	0	4	0	0/0	0/0	0	24
Marsh	1	2	0	0/0	0/0	0	18
Doran	0	2	0	0/0	0/0	0	12
Lockett	0	2	0	0/0	0/0	0	12
Meredith	1	0	0	0/0	0/0	0	6

COWBOYS	6	23	0	11/24	29/29	0	236
Opponents	21	21	7	14/29	44/49	0	380

* Sample 39 interception return vs. Pittsburgh (9/17)

Barnes 101 interception return vs. New York (10/15)

Stacey 31 interception return vs. St. Louis (10/29)

Stacey 34 interception return vs. St. Louis (10/29)

Hackbart 33 interception return vs. Washington (11/5)

Parrish 34 fumble return vs. Cleveland (12/3)

Costello 30 fumble return vs. Cleveland (12/3)

USUAL STARTERS

WR	Bill Howton	LE	Bob Lilly
LT	Bob Fry	LT	Don Healy
LG	Andy Overko (10)	RT	Bill Herchman
	John Houser (4)	RE	Nate Borden
C	Mike Connelly	LLB	Chuck Howley (8)
RG	Mike Falls		Mike Dowdle (6)
RT	Charlie Granger (7)	MLB	Jerry Tubbs
	Bob McCreary (4)	RLB	Gene Babb (9)
	John Houser (3)		Chuck Howley (5)
TE	Dick Bielski	LCB	Warren Livingston (8)
WR	Frank Clarke		Jim Harris (4)
QB	Eddie LeBaron (10)	RCB	Don Bishop
	Don Meredith (4)	SS	Bob Berlich (8)
RB	Don Perkins		Tom Frankkhauser (4)
FB	Amos Marsh (7)	FS	Dick Moegele
	J.W. Lockett (7)		

1962 ★ DALLAS COWBOYS SEASON STATISTICS ★ 1962

FIFTH PLACE, EASTERN CONFERENCE
HEAD COACH: TOM LANDRY

PRESEASON (0-5)

Date	W/L	Score	Opponent	Att.
8/10	L	7-31	GREEN BAY	54,500
8/18	L	24-35	Detroit @ Cleveland	77,683
8/25	L	10-24	Balt. @ Roanoke	14,000
9/1	L	7-26	San Fran. @ Sac.	20,000
9/8	L	26-45	Min. @ Atlanta	12,500

REGULAR SEASON (5-8-1)

9/16	T	35-35	WASHINGTON	15,730
9/23	L	28-30	PITTSBURGH	19,478
9/30	W	27-17	@ Los Angeles	26,907
10/7	L	10-19	@ Cleveland	44,040
10/14	W	41-19	PHILADELPHIA	18,645
10/21	W	42-27	@ Pittsburgh	23,106
10/28	L	24-28	ST. LOUIS	16,027
11/4	W	38-10	@ Washington	49,888
11/11	L	10-41	NEW YORK	45,668
11/18	L	33-34	CHICAGO	12,692
11/25	L	14-28	@ Philadelphia	58,070
12/2	W	45-21	CLEVELAND	24,226
12/9	L	20-52	@ St. Louis	14,102
12/16	L	31-41	@ New York	62,694

TEAM STATISTICS

	DALLAS	OPP
FIRST DOWNS	246	274
Rushing	101	93
Passing	136	166
Penalty	9	15
Third Down-Made/Att.	72/183	64/167
Third Down Efficiency	39.3	38.3
Fourth Down-Made/Att.	6/7	2/5
TOTAL NET YARDS	4,912	5,184
Avg. Per Game	350	370
Total Plays	843	848
Avg. Per Play	5.8	6.1
NET YARDS RUSHING	2,040	1,510
Avg. Per Game	145.7	107.9
Total Rushes	434	386
Avg. Per Rush	4.7	3.9
NET YARDS PASSING	2,883	3,688
Sacked/Yards Lost	29/232	25/216
Gross Yards	3,115	3,904
Attempts/Completions	380/200	437/233
Pct. of Completions	52.6	53.3
Had Intercepted	17	20
PUNTS/AVERAGE	57/45.4	63/40.6
Net Punting Average	40.7	37.8
PUNT RET./AVG.	18/4.5	28/6.8
KICKOFF RET./AVG.	59/20.5	63/23.5
INT./AVG. RET.	20/18.3	17/15.5
PENALTIES/YARDS	62/639	56/569
FUMBLES/BALL LOST	32/19	33/16
TOUCHDOWNS	51	52
Rushing	16	17
Passing	31	33
Returns	4	2
EXTRA POINTS/ATTEMPTS	50/51	49/52
FIELD GOALS/ATTEMPTS	14/27	13/22

RUSHING	ATT	YDS	AVG	LG	TD
Perkins	222	945	4.3	35	7
Marsh	144	802	5.6	70	6
Bullocks	33	196	6.0	73	2
Meredith	21	74	3.5	9	0
Lockett	8	24	3.0	7	1
LeBaron	6	-1	-0.2	3	0
COWBOYS	434	2,040	4.7	73	6
Opponents	386	1,510	3.9	35	17

RECEIVING	ATT	YDS	AVG	LG	TD
Howton	49	706	14.1	69	6
Clarke	47	1043	22.2	66	14
Folkins	39	536	13.7	52	6
Marsh	35	467	13.3	85	2
Perkins	13	104	8.0	21	0
Lockett	7	78	10.1	29	2
Gregory	3	70	23.3	24	0
Bullocks	3	46	15.3	22	1
Norman	2	34	17.0	29	0
Davis	2	31	15.5	24	0
COWBOYS	200	3,115	15.6	85	31
Opponents	233	3,904	16.8	86	33

INTERCEPTIONS	NO	YDS	AVG	LG	TD
Bishop	6	134	22.3	44	0
Gaechter	5	136	27.2	100	1
Tubbs	4	35	8.7	21	0
Howley	2	33	16.5	21	0
Norton	2	21	10.5	21	0
Dowdle	1	7	7.0	7	0
COWBOYS	20	366	18.3	100	1
Opponents	17	263	15.5	57	1

PUNTING	NO	YDS	AVG	TB	IN	LG	BL	NET
Baker	57	2,589	45.4	4	13	72	0	40.7
COWBOYS	57	2,589	45.4	4	13	72	0	40.7
Opp.	63	2,560	40.6	5	8	63	0	37.8

PUNT RETURNS	NO	FC	YDS	AVG	LG	TD
Lockett	8	4	45	5.6	17	0
Gaechter	7	7	32	4.5	15	0
Marsh	3	3	4	1.3	2	0
COWBOYS	18	14	81	4.5	17	0
Opponents	28	14	190	6.8	21	0

KICKOFF RETURNS	NO	YDS	AVG	LG	TD
Marsh	29	725	25.0	101	1
Bullocks	14	265	18.9	62	0
Lockett	6	130	21.6	31	0
Davis	4	66	16.5	23	0
Norman	2	5	2.5	5	0
Gaechter	1	16	16.0	16	0
Talbert	1	0	0.0	0	0
Cvercko	1	0	0.0	0	0
Mummelaar	1	0	0.0	0	0
COWBOYS	59	1,207	20.5	101	1
Opponents	63	1,604	25.5	92	1

SCORE BY

QUARTERS	1	2	3	4	OT	T
COWBOYS	54	119	107	118	0	398
Opponents	65	124	56	157	0	402

FIELD GOALS	7-19	20-29	30-39	40-49	50+
Baker	4-4	1-2	5-10	3-5	1-6
COWBOYS	4-4	1-2	5-10	3-5	1-6
Opponents	5-7	1-1	3-5	3-7	1-5

PASSING	ATT	COMP	YDS	PCT	ATT	TD
Meredith	212	105	1,679	49.5	7.92	15
LeBaron	166	95	1,436	57.2	8.65	16
Baker	1	0	0	0.0	0.00	0
Lockett	1	0	0	0.0	0.00	0
COWBOYS	380	200	3,115	52.6	8.20	31
Opponents	437	233	3,904	53.3	8.93	33

SCORING	TDR	TDP	TDR	FG	PAT	S	TP
Baker	0	0	0	14/27	50/51	0	92
Clarke	0	14	0	0/0	0/0	0	84
Marsh	6	2	1a	0/0	0/0	0	54
Perkins	7	0	0	0/0	0/0	0	42
Folkins	0	6	0	0/0	0/0	0	36
Howton	0	6	0	0/0	0/0	0	36
Bullocks	2	1	0	0/0	0/0	0	18
Lockett	1	2	0	0/0	0/0	0	18
Gaechter	0	0	1b	0/0	0/0	0	6
Norton	0	0	1c	0/0	0/0	0	6
Bishop	0	0	1d	0/0	0/0	0	6
COWBOYS	16	31	4	14/27	50/51	0	398
Opponents	17	33	2*	13/25	49/52	1	402

- a 101 kickoff return vs. St. Louis (12/9)
 b 100 interception return vs. St. Louis (10/28)
 c 94 field goal return vs. St. Louis (10/28)
 d 84 fumble return vs. St. Louis (10/14)
 * Mitchell 92 kickoff return vs. Washington (9/16)
 Wilson 57 interception return vs. St. Louis (10/28)
 + Holding in end zone vs. Pittsburgh (9/23)

USUAL STARTERS

WR Bill Howton	LE Bob Lilly
LT Bob Fry	LT Guy Reese
LG Andy Cvercko	RT John Meyers
C Mike Connelly	RE George Andrie
RG Dale Mummelaar	LLB Mike Dowdle
RT Monte Clark (10)	MLB Jerry Tubbs
Don Talbert (4)	RLB Chuck Howley
TE Lee Folkins (11)	LCB Mike Gaechter (9)
Pettis Norman (3)	Cornell Green (3)
WR Frank Clarke	RCB Don Bishop
QB Eddie LeBaron	SS Jerry Norton
RB Don Perkins	FS Dick Nolan
FB Amos Marsh	

PCT	TD	INT	PCT	INT	LG	SKS/YDS	RATING
15	7.1	8	3.8	69	14/113	84.2	
16	9.6	9	5.4	85	15/119	95.4	
0	0.0	0	0.0	0	0/0	39.6	
0	0.0	0	0.0	0	0/0	39.6	
31	8.2	17	4.5	85	29/232	88.7	
33	7.6	20	4.6	86	25/216	89.8	

1963 ★ DALLAS COWBOYS STATISTICS ★ 1963

FIFTH PLACE, EASTERN CONFERENCE HEAD COACH: TOM LANDRY

PRESEASON (3-2)				
Date	W/L	Score	Opponent	Air.
8/8	W	17-14	@ Los Angeles	70.675
8/17	L	10-31	GREEN BAY	53.121
8/24	L	17-20	L.A. @ Portland	29.349
8/30	W	27-24	San Fran. @ Baker.	9.927
9/7	W	27-17	Detroit @ N.O.	51.218
REGULAR SEASON (4-10)				
9/14	L	7-34	ST. LOUIS	36.432
9/22	L	24-41	CLEVELAND	28.710
9/29	L	17-21	@ Washington	40.101
10/6	L	17-24	@ Philadelphia	60.671
10/13	W	17-21	DETROIT	27.264
10/20	L	21-37	@ New York	62.889
10/27	L	21-27	@ Pittsburgh	19.047
11/3	W	35-20	WASHINGTON	18.838
11/10	L	24-31	@ San Francisco	29.563
11/17	W	27-20	PHILADELPHIA	23.694
11/24	L	17-27	@ Cleveland	55.096
12/1	L	27-34	NEW YORK	29.653
12/8	L	19-24	PITTSBURGH	24.136
12/15	W	28-24	@ St. Louis	12.695

TEAM STATISTICS	DALLAS	OPP
FIRST DOWNS	248	266
Rushing	105	114
Passing	132	139
Penalty	11	13
Third Down-Made/Att.	62/169	69/171
Third Down Efficiency	36.7	40.4
Fourth Down-Made/Att.	6/10	16/20
TOTAL NET YARDS	4,263	5,325
Avg. Per Game	304.5	380.4
Total Plays	839	878
Avg. Per Play	5.1	6.1
NET YARDS RUSHING	1,795	2,094
Avg. Per Game	128.2	149.6
Total Rushes	420	455
Avg. Per Rush	4.3	4.6
NET YARDS PASSING	2,468	3,231
Sacked/Yards Lost	44/331	20/161
Gross Yards	2,799	3,392
Attempts/Completions	375/200	403/202
Pct. of Completions	53.3	50.1
Had Intercepted	21	26
PUNTS/AVERAGE	71/44.2	52/41.5
Net Punting Average	40.6	37.8
PUNT RET./AVG.	23/7.7	36/4.9
KICKOFF RET./AVG.	48/22.9	46/24.5
INT./AVG. RET.	26/21.1	21/20.8
PENALTIES/YARDS	67/627	52/479
FUMBLES/BALL LOST	29/15	23/11
TOUCHDOWNS	40	48
Rushing	18	12
Passing	20	31
Returns	2	5
EXTRA POINTS/ATTEMPTS	38/40	45/48
FIELD GOALS/ATTEMPTS	9/20	15/32

RUSHING	ATT	YDS	AVG	LG	TD
Perkins	149	614	4.1	19	7
Marsh	99	483	4.9	41	5
Bullocks	96	341	3.6	17	2
Meredith	41	185	4.5	26	3
Stiger	31	140	4.5	4	1
Baker	1	15	15.0	15	0
Clarke	1	12	12.0	12	0
LeBaron	2	5	2.5	4	0
COWBOYS	420	1,795	4.3	41	18
Opponents	455	2,094	4.6	71	12

RECEIVING	ATT	YDS	AVG	LG	TD
Clarke	43	833	19.4	75	10
Howton	33	514	15.6	44	3
Folkins	31	407	13.1	35	4
Marsh	26	224	8.6	35	0
Norman	18	341	18.9	49	3
Barnes	15	195	13.0	27	0
Perkins	14	84	6.0	20	0
Stiger	13	131	10.1	42	0
Bullocks	7	70	10.0	22	0
COWBOYS	200	2,799	14.0	75	20
Opponents	202	3,392	16.8	85	31

INTERCEPTIONS	NO	YDS	AVG	LG	TD
Green	7	211	34.5	55	0
Bishop	5	45	9.0	31	0
Gaechter	3	140	46.7	86	0
Jordan	3	41	13.6	23	0
Livingston	3	31	10.3	29	0
Tubbs	2	61	20.3	44	0
Howley	2	3	1.5	3	0
Edwards	1	17	17.0	17	0
COWBOYS	26	549	21.1	86	0
Opponents	21	437	20.8	82	5

PUNTING	NO	YDS	AVG	TB IN 20	LG	BL	NET
Baker	71	3,138	44.2	4	13	64	0 40.6
COWBOYS	71	3,138	44.2	4	13	64	0 40.6
Opp.	52	2,159	41.5	5	8	73	0 37.8

PUNT RETURNS	NO	FC	YDS	AVG	LG	TD
Stiger	14	2	141	10.1	45	0
Overton	5	5	32	6.4	14	0
Gaechter	2	2	2	1.0	2	0
Howley	1	0	0	0.0	0	0
Norman	1	0	0	0.0	0	0
COWBOYS	23	9	175	7.9	45	0
Opponents	36	13	176	4.9	26	0

KICKOFF RETURNS	NO	YDS	AVG	LG	TD
Stiger	18	432	24.0	66	0
Hayes, W.	2	48	24.0	25	0
Bullocks	19	453	23.8	56	0
Marsh	9	167	18.6	31	0
COWBOYS	48	1,100	22.9	66	0
Opponents	46	1,125	24.5	46	0

SCORE BY QUARTERS	1	2	3	4	OT	T
COWBOYS	68	124	48	65	0	305
Opponents	58	114	88	118	0	378

FIELD GOALS	7-19	20-29	30-39	40-49	50+
Baker	2-3	3-6	1-1	2-7	1-3
COWBOYS	2-3	3-6	1-1	2-7	1-3
Opponents	7-7	1-6	3-7	3-10	1-2
Baker: (41M), (13), (41, 43M, 40M), (1), (13), (1), (42M, 20M), (16M), (24, 24M), (56M, 33, 27), (20, 26M, 52M), (44M), (53, 46), (1)					
Opponents: (43, 45), (32, 15, 50M), (49M, 37M), (28B, 12, 29M), (37M, 48M, 47M), (39, 41M), (1), (29M, 12, 49), (45M, 32), (32M), (24, 10), (11, 53), (17, 44M, 43B), (28, 39M, 26B, 11)					

SCORING	TDR	TDP	TDR	FG	PAT	S	TP
Baker	0	0	0	9/20	38/40	0	65
Clarke	0	10	0	0/0	0/0	0	60
Perkins	7	0	0	0/0	0/0	0	42
Marsh	5	0	0	0/0	0/0	0	35
Folkins	0	4	0	0/0	0/0	0	24
Howton	0	3	0	0/0	0/0	0	18
Meredith	3	0	0	0/0	0/0	0	18
Norman	0	3	0	0/0	0/0	0	18
Bullocks	2	0	0	0/0	0/0	0	12
Green	0	0	1a	0/0	0/0	0	6
Lilly	0	0	1b	0/0	0/0	0	6
Stiger	1	0	0	0/0	0/0	0	6
COWBOYS	18	20	2	9/20	38/40	0	305
Opponents	12	31	5*	15/32	45/48	0	378

a 20 fumble return vs. Cleveland (11/24)
b 42 fumble return vs. St. Louis (12/15)
* Hill 58 interception return vs. St. Louis (9/14)
Steffen 78 interception return vs. Washington (9/29)
Lynah 82 interception return vs. N.Y. Giants (10/20)
Fichtner 36 interception return vs. Cleveland (11/24)
Hillebrand 0 interception return vs. N.Y. Giants (12/1)

USUAL STARTERS

WR Bill Howton (6)	LE Bob Lilly (7)
Pettis Norman (5)	Larry Stephens (7)
Gary Barnes (3)	LT Guy Reese
LT Bob Fry (9)	RT John Meyers (7)
Tony Liscio (5)	Bob Lilly (7)
LG Jim Ray Smith (7)	RE George Andrie (10)
Lynn Hoyem (6)	Larry Stephens (3)
C Mike Connelly	LLB Chuck Howley
RG Dale Memmelaar	MLB Jerry Tubbs
RT Ed Nutting (7)	RLB Lee Roy Jordan (8)
Bob Fry (5)	Dave Edwards (6)
TE Lee Folkins	LCB Cornell Green
WR Frank Clarke	RCB Don Bishop
QB Don Meredith	SS Mike Gaechter (10)
RB Amos Marsh (9)	Jim Riddon (4)
Jim Stiger (3)	FS Warren Livingston
FB Don Perkins (10)	
Amos Bullocks (3)	

PASSING	ATT	COMP	YDS	PCT	AVG	ATT	TD	PCT	INT	PCT	INT	LG	SKS/YDS	RATING
Meredith	310	167	2,381	53.9	7.68	17	5.5	18	5.8	55	35/260	73.2		
LeBaron	65	33	418	50.8	6.43	3	4.6	3	4.6	75	9/71	67.4		
COWBOYS	375	200	2,799	53.3	7.46	20	5.3	21	5.6	75	44/331	71.9		
Opponents	403	202	3,392	50.1	8.42	31	7.7	26	6.5	85	20/161	77.6		

1964 ★ DALLAS COWBOYS STATISTICS ★ 1964

FIFTH PLACE, EASTERN CONFERENCE HEAD COACH: TOM LANDRY

PRESEASON (1-4)

Date	W/L	Score	Opponent	Att.
8/8	L	6-17	@ Los Angeles	57,450
8/15	W	34-23	San Fran. @ Port.	24,679
8/22	L	16-25	L.A. @ Portland	30,565
8/29	L	3-35	GREEN BAY	60,057
9/5	L	6-21	Chicago @ N.O.	35,000

REGULAR SEASON (5-8-1)

Date	W/L	Score	Opponent	Att.
9/12	L	6-16	ST. LOUIS	36,605
9/20	W	24-18	WASHINGTON	25,158
9/27	L	17-23	@ Pittsburgh	35,594
10/4	L	6-27	@ Cleveland	72,062
10/11	T	13-13	NEW YORK	33,324
10/18	L	16-20	CLEVELAND	37,456
10/25	W	31-13	@ St. Louis	28,253
11/1	W	24-10	@ Chicago	47,527
11/8	W	31-21	@ New York	63,031
11/15	L	14-17	PHILADELPHIA	55,972
11/22	L	16-28	@ Washington	49,219
11/29	L	21-45	GREEN BAY	44,975
12/6	L	14-24	@ Philadelphia	60,671
12/13	W	17-14	Pittsburgh	35,271

TEAM STATISTICS

	DALLAS	OPP
FIRST DOWNS	230	211
Rushing	89	71
Passing	119	121
Penalty	22	19
Third Down-Made/Att.	65/199	65/201
Third Down Efficiency	32.7	32.3
Fourth Down-Made/Att.	8/14	7/14
TOTAL NET YARDS	3,704	3,750
Avg. Per Game	264.6	267.9
Total Plays	893	860
Avg. Per Play	4.1	4.4
NET YARDS RUSHING	1,691	1,504
Avg. Per Game	120.8	107.4
Total Rushes	421	438
Avg. Per Rush	4.0	3.4
NET YARDS PASSING	2,013	2,246
Sacked/Yards Lost	68/503	45/325
Gross Yards	2,516	2,571
Attempts/Completions	404/172	377/172
Pct. of Completions	47.5	45.6
Had Intercepted	24	18
PUNTS/AVERAGE	78/38.9	80/43.5
Net Punting Average	34.4	33.5
PUNT RET./AVG.	40/11.5	19/2.6
KICKOFF RET./AVG.	46/24.0	50/21.6
INT./AVG. RET.	18/17.6	24/15.0
PENALTIES/YARDS	97/952	75/781
FUMBLES/BALL LOST	39/19	26/20
TOUCHDOWNS	30	34
Rushing	15	6
Passing	10	22
Returns	5	6
EXTRA POINTS/ATTEMPTS	28/29	32/34
FIELD GOALS/ATTEMPTS	14/29	17/28

RUSHING	ATT	YDS	AVG	LG	TD
Perkins	174	768	4.6	59	6
Marsh	100	401	4.0	28	2
Stiger	68	280	4.1	64	1
Dunn	26	103	4.0	14	1
Meredith	32	81	2.5	17	4
Clarke	10	46	4.6	21	0
Folkins	1	9	9.0	9	0
Roach	8	9	1.1	11	0
Lothridge	2	-6	-3.0	21	1

COWBOYS	421	1,691	4.0	64	15
Opponents	438	1,504	3.4	71	6

RECEIVING	NO	YDS	AVG	LG	TD
Clarke	65	973	15.0	49	5
McDonald	46	612	13.3	48	2
Norman	24	311	13.0	37	2
Perkins	15	155	10.3	37	0
Marsh	15	131	8.7	32	0
Dial	11	178	17.1	41	0
Stiger	9	85	9.4	31	1
Folkins	5	41	8.2	11	0
Dunn	2	30	15.0	18	0

COWBOYS	192	2,516	13.1	49	10
Opponents	172	2,571	14.9	59	22

INTERCEPTIONS	NO	YDS	AVG	LG	TD
Renfro	7	110	15.7	39	1
Ridlon	4	121	30.3	74	1
Howley	2	27	13.5	21	0
Tubbs	2	27	13.5	26	0
Livingston	1	27	27.0	27	0
Jordan	1	3	3.0	3	0
Edwards	1	1	1.0	1	0

COWBOYS	18	316	17.6	74	2
Opponents	24	345	15.0	54	4

PUNTING	NO	YDS	AVG	TB20	LG	BL	NET
Lothridge	62	2,501	40.3	7	12	75	1 35.8
Folkins	15	497	33.1	0	3	48	0 28.3
Howley	1	37	37.0	0	37	0	0 37.0

COWBOYS	78	3,035	38.9	7	15	75	1 34.4
Opp.	80	3,478	43.5	9	17	74	0 33.5

PUNT RETURNS	NO	FC	YDS	AVG	LG	TD
Renfro	32	9	418	13.1	69	1
McDonald	2	2	17	8.5	9	0
Gaechter	5	1	24	4.8	16	0
Stiger	1	4	0	0.0	0	0

COWBOYS	40	16	459	11.5	69	1
Opponents	19	29	52	2.6	24	0

KICKOFF RETURNS	NO	YDS	AVG	LG	TD
Renfro	40	1,017	25.4	65	0
Dunn	2	33	16.5	18	0
Gaechter	1	31	31.0	31	0
Bullocks	1	19	19.0	19	0
Marsh	1	2	2.0	2	0
Folkins	1	0	0.0	0	0

COWBOYS	46	1,102	24.0	65	0
Opponents	50	1,081	21.6	60	0

SCORE BY QUARTERS	1	2	3	4	OT	T
COWBOYS	60	74	37	79	0	250
Opponents	47	81	62	99	0	289

FIELD GOALS	7-19	20-29	30-39	40-49	50+
Van Raaphorst	6-9	2-3	4-6	2-9	0-2
COWBOYS	6-9	2-3	4-6	2-9	0-2
Opponents	3-4	2-3	8-9	4-11	0-1

Van Raaphorst: (1), (48M, 15.40M), (16), (25B, 19B), (50M, 19.16, 40M, 35M), (34, 20.37), (20), (41.49M), (52M, 43), (47M, 16M, 48M), (39M, 15.32, 12M, 38), (1), (10.48M)
Opponents: (37.50M, 41.32), (31.41, 32), (36.49M, 30M), (19.21), (1), (34.30, 47M), (39.49M, 16), (12.48M), (1), (43), (47M, 40M, 7B), (25.29M), (42M, 48), (1)

SCORING	TD	TD	TD	FG	PAT	S	TP
Van Raaphorst	0	0	14/29	28/29	0	70	30
Perkins	6	0	0	0/0	0/0	0	36
Clarke	0	5	0	0/0	0/0	0	30
Meredith	4	0	0	0/0	0/0	0	34
Marsh	2	0	0	0/0	0/0	0	12
McDonald	0	2	0	0/0	0/0	0	12
Norman	0	2	0	0/0	0/0	0	12
Ridlon	0	0	2a	0/0	0/0	0	12
Renfro	0	0	2b	0/0	0/0	0	12
Stiger	1	1	0	0/0	0/0	0	12
Dunn	1	0	0	0/0	0/0	0	6
Livingston	0	0	1c	0/0	0/0	0	6
Lothridge	1	0	0	0/0	0/0	0	6
COWBOYS	15	10	5	14/29	28/29	0	250
Opponents	6	22	6	17/28	32/34	1	289

a 74 interception return vs. N.Y. Giants (11/8)
63 fumble return vs. Philadelphia (12/6)
b 39 interception return vs. Washington (9/20)
69 punt return vs. Green Bay (11/29)
c 17 fumble return vs. Green Bay (11/29)
* Parish 54 interception return vs. Cleveland (10/18)
Reger 6 interception return vs. Washington (11/22)
Krause 35 interception return vs. Washington (11/22)
Jordan 60 Fumble return vs. Green Bay (11/29)
Aldridge 29 fumble return vs. Green Bay (11/29)
Scarpatti interception return vs. Philadelphia (12/6)
+ Edwards fumble recovery in end zone vs. Washington (9/20)

USUAL STARTERS

WR	Tommy McDonald	LE	George Andrie
LT	Tony Liscio	LT	Jim Colvin
LG	Jake Kupp (10)	RT	Bob Lilly
	Joe Bob Isbell (4)	RE	Larry Stephens
C	Mike Connelly	LLB	Chuck Howley (9)
RG	Joe Bob Isbell (6)		Dave Edwards (4)
	Ray Schoenke (4)	MLB	Jerry Tubbs
	Dave Manders (3)	RLB	Lee Roy Jordan
RT	Ray Schoenke (6)	LCB	Cornell Green
	Bob Fry (5)	RCB	Don Bishop (7)
TE	Pettis Norman		Warren Livingston
WR	Frank Clarke	(7)	
QB	Don Meredith (10)	SS	Jim Ridlon (10)
	John Rager (4)		Mike Gaechter (4)
RB	Jim Stiger (8)	FS	Mel Renfro
	Amos Marsh (5)		
FB	Don Perkins		

PASSING	ATT	COMP	YDS	PCT	ATT	TD	PCT	INT	PCT	INT	LG	SKS/YDS	RATING
Meredith	323	158	2,143	48.9	6.63	9	2.8	16	5.0	49	58/416	59.0	
Roach	68	32	349	47.1	5.13	1	1.5	6	8.8	37	10/87	31.1	
Lothridge	9	2	24	22.2	2.66	0	0.0	2	22.2	13	0/0	0.0	
Clarke	1	0	0	0.0	0.00	0	0.0	0	0.0	0	0/0	0.0	39.6
Stiger	1	0	0	0.0	0.00	0	0.0	0	0.0	0	0/0	0.0	39.6
Dunn	2	0	0	0.0	0.00	0	0.0	0	0.0	0	0/0	0.0	39.6
COWBOYS	404	192	2,516	47.5	6.23	10	2.5	24	5.9	49	68/503	51.4	
Opponents	377	172	2,571	45.6	6.82	22	5.8	18	4.8	59	45/325	68.1	

1965 ★ DALLAS COWBOYS STATISTICS ★ 1965

SECOND PLACE, EASTERN CONFERENCE HEAD COACH: TOM LANDRY

PRESEASON (2-3)			
Date	W/L	Score	Opponent
8/17	L	0-9	@ Los Angeles
8/21	L	7-27	San Fran. @Port.
8/28	W	21-12	GREEN BAY
9/3	L	17-57	Minn. @ Birm.
9/11	W	34-21	Chicago @ Tulsa
REGULAR SEASON (7-7)			
9/19	W	31-2	NEW YORK
9/26	W	27-7	WASHINGTON
10/4	L	13-20	@ St. Louis
10/10	L	24-35	PHILADELPHIA
10/17	L	17-23	@ Cleveland
10/24	L	3-13	@ Green Bay
10/31	L	13-22	@ Pittsburgh
11/7	W	39-31	SAN FRANCISCO
11/14	W	24-17	PITTSBURGH
11/21	L	17-24	CLEVELAND
11/28	L	31-34	@ Washington
12/5	W	21-19	@ Philadelphia
12/11	W	27-13	ST. LOUIS
12/19	W	38-20	@ New York
PLAYOFF BOWL GAME			
(Miami)			
1/9/66	L	3-35	Baltimore

TEAM STATISTICS	DALLAS	OPP
FIRST DOWNS	211	240
Rushing	87	80
Passing	108	138
Penalty	16	22
Third Down-Made/Att.	61/180	76/204
Third Down Efficiency	33.9	37.2
Fourth Down-Made/Att.	11/14	3/11
TOTAL NET YARDS	3,995	4,192
Avg. Per Game	285.4	299.4
Total Plays	833	885
Avg. Per Play	4.8	4.7
NET YARDS RUSHING	1,608	1,444
Avg. Per Game	114.9	103.1
Total Rushes	416	422
Avg. Per Rush	3.9	3.4
NET YARDS PASSING	2,387	2,748
Sacked/Yards Lost	55/369	39/315
Gross Yards	2,756	3,063
Attempts/Completions	362/168	424/205
Pct. of Completions	46.4	48.3
Had Intercepted	18	18
PUNTS/AVERAGE	73/41.3	71/42.9
Net Punting Average	37.2	36.8
PUNT RET./AVG.	39/8.0	26/5.3
KICKOFF RET./AVG.	43/27.1	63/19.3
INT./AVG. RET.	18/11.0	18/14.7
PENALTIES/YARDS	78/710	50/483
FUMBLES/BALL LOST	31/17	37/20
TOUCHDOWNS	40	33
Rushing	8	13
Passing	25	17
Returns	7	3
EXTRA POINTS/ATTEMPTS	37/40	29/33
FIELD GOALS/ATTEMPTS	16/27	17/30

RUSHING	ATT	YDS	AVG	LG	TD
Perkins	177	690	3.9	43	0
Smith	86	295	3.4	24	2
Meredith	35	247	6.9	22	1
Dunn	54	171	3.2	12	2
Reeves	33	102	3.1	13	2
Clarke	8	58	7.3	21	0
Stiger	11	50	4.5	16	0
Rhyme	4	11	2.8	16	0
Whitfield	1	0	0.0	0	0
Hayes	4	-8	-2.0	11	1
Morton	3	-8	-2.7	5	0
COWBOYS	416	1,608	3.9	43	8
Opponents	422	1,444	3.4	29	13

RECEIVING	ATT	YDS	AVG	LG	TD
Hayes	46	1003	21.8	82	12
Clarke	41	662	16.6	53	4
Dial	17	283	16.7	46	1
Gent	16	233	14.6	20	2
Perkins	14	142	10.2	27	0
Norman	11	110	10.0	21	3
Reeves	9	210	23.3	47	1
Dunn	8	74	9.3	22	1
Smith	5	10	2.0	5	1
Stiger	1	9	9.0	9	0
COWBOYS	168	2,756	16.4	82	25
Opponents	205	3,063	15.0	72	17

INTERCEPTIONS	NO	YDS	AVG	LG	TD
Green	3	49	16.3	43	0
Livingston	3	5	1.7	5	0
Logan	3	5	1.7	3	0
Renfro	2	92	46.0	90	1
Gaechter	2	21	10.5	19	0
Tubbs	2	9	4.5	8	0
Edwards	2	0	0.0	0	0
Lilly	1	17	17.0	17	1
COWBOYS	18	198	11.0	90	2
Opponents	18	265	14.7	48	0

PUNTING	NO	YDS	AVG	TB	INT	LG	BL	NET
Villanueva	60	2,505	41.8	8	12	58	0	37.9
Ridgway	13	510	39.2	0	3	44	0	34.1
COWBOYS	73	3,015	41.3	8	15	58	0	37.2
Opp.	71	3,043	42.9	6	20	64	1	36.8

PUNT RETURNS	NO	FC	YDS	AVG	LG	TD
Renfro	24	4	145	6.0	35	0
Hayes	12	2	153	12.8	47	0
Stiger	3	1	14	4.7	13	0
COWBOYS	39	7	312	8.0	47	0
Opponents	26	24	139	5.3	67	0

KICKOFF RETURNS	NO	YDS	AVG	LG	TD
Renfro	21	630	30.0	100	1
Hayes	17	450	26.5	66	0
Reeves	2	45	22.5	24	0
Stiger	2	28	14.0	17	0
Neely	1	13	13.0	13	0
COWBOYS	43	1,166	27.1	100	1
Opponents	63	1,229	19.3	50	0

SCORE BY QUARTERS	1	2	3	4	OT	T
COWBOYS	78	97	44	106	0	325
Opponents	65	75	79	61	0	280

FIELD GOALS	7-19	20-29	30-39	40-49	50+
Villanueva	6-8	5-6	4-6	1-7	0-0
COWBOYS	6-8	5-6	4-6	1-7	0-0
Opponents	6-7	4-6	3-10	4-6	0-10

Villanueva: (41),(43M,27,47M,7),(28,19),(42M,35), (16),(20),(32M),(16,37B,34),(33,46M), (10),(25M,29,45M,44B),(19B,41M), (31,14),(25)
Opponents: (1,1),(51B,37,28),(31B),(48,47B,16, 19,20M),(44,22),(33M,18),(10,25B), (32),(46,37B),(35B),(33,19,34M,27, 37B,20,19B),(18,41),(33M,42B)

SCORING	TD	R	TD	FG	PAT	S	TP
Villanueva	0	0	0	37/38	16/27	0	85
Hayes	1	12	0	0/0	0/0	0	78
Clarke	0	4	0	0/0	0/0	0	24
Dunn	2	1	0	0/0	0/0	0	18
Norman	0	3	0	0/0	0/0	0	18
Reeves	2	1	0	0/0	0/0	0	18
Smith	2	1	0	0/0	0/0	0	18
Gent	0	2	0	0/0	0/0	0	12
Renfro	0	0	2a	0/0	0/0	0	12
Andrie	0	0	1b	0/0	0/0	0	6
Dial	0	1	0	0/0	0/0	0	6
Gaechter	0	0	1c	0/0	0/0	0	6
Green	0	0	1d	0/0	0/0	0	6
Lilly	0	0	1e	0/0	0/0	0	6
Logan	0	0	1f	0/0	0/0	0	6
Meredith	1	0	0	0/0	0/0	0	6
COWBOYS	8	25	7	37/40	16/27	0	325
Opponents	13	17	3	29/33	17/30	1+	280

- a 90 interception return vs. St. Louis (10/4)
- 100 kickoff return vs. San Francisco (11/7)
- b fumble recovery in end zone vs. San Francisco (11/7)
- c 60 field goal return vs. Washington (11/28)
- d 5 fumble return vs. Washington (11/28)
- e 17 interception return vs. San Francisco (11/7)
- f 60 field goal return vs. N.Y. Giants (12/19)
- * Tarasovic 62 fumble return vs. Philadelphia (10/10)
- Folkies 15 fumble return vs. Pittsburgh (11/14)
- Kelly 67 punt return vs. Cleveland (11/21)
- + Dallas high snap in end zone vs. N.Y. Giants (9/19)

USUAL STARTERS

WR Bob Hayes	LE Maury Youmans
LT Jim Boeke	LT Jim Colvin
LG Jake Kupp	RT Bob Lilly
C Dave Manders	RE George Andrie
RG Leon Donohue	LLB Chuck Howley
RT Ralph Neely	MLB Jerry Tubbs
TE Frank Clarke	RLB Dave Edwards
WR Buddy Dial (7)	LCB Cornel Green
Pete Gent (7)	RCB Warren Livingston
QB Don Meredith	SS Obert Logan (9)
RB Perry Lee Dunn (7)	Mike Gaechter (5)
Dan Reeves (4)	FS Mel Renfro
J.D. Smith (3)	
FB Don Perkins	

PASSING	ATT	COMP	YDS	PCT	AVG	TD	PCT	INT	PCT	INT	LG	SKS/YDS	RATING
Meredith	305	141	2,415	46.2	7.92	22	7.2	13	4.3	65	38/257	79.9	79.9
Morton	34	17	173	50.0	5.09	2	2.9	4	5.7	49	10/68	45.0	45.0
Rhyme	21	9	157	42.9	7.48	1	4.8	1	4.8	82	7/44	65.0	65.0
Reeves	2	1	11	50.0	5.50	0	0.0	0	0.0	11	0/0	66.7	66.7
COWBOYS	362	168	2,756	46.4	7.61	25	6.9	18	5.0	82	55/369	74.8	74.8
Opponents	424	205	3,063	48.3	7.22	17	4.0	18	4.2	72	39/315	68.2	68.2

1966 ★ DALLAS COWBOYS STATISTICS ★ 1966

FIRST PLACE, EASTERN CONFERENCE HEAD COACH: TOM LANDRY

PRESEASON (5-0)

Date	W/L	Score	Opponent	Att.
8/7	W	24-13	@ San Francisco	28,899
8/13	W	20-10	@ Los Angeles	44,217
8/20	W	21-3	GREEN BAY	75,504
8/27	W	20-10	Detroit @Tulsa	31,250
9/2	W	28-24	MINNESOTA	58,316

REGULAR SEASON (10-3-1)

Date	W/L	Score	Opponent	Att.
9/18	W	52-7	NEW YORK	60,010
9/25	W	28-17	MINNESOTA	64,116
10/2	W	47-14	@ Atlanta	56,990
10/9	W	56-7	PHILADELPHIA	69,372
10/16	T	10-10	@ St. Louis	50,673
10/23	L	21-30	@ Cleveland	84,721
10/30	W	52-21	PITTSBURGH	58,453
11/6	L	23-24	@ Philadelphia	60,658
11/13	W	31-30	@ Washington	50,927
11/20	W	20-7	@ Pittsburgh	42,185
11/24	W	26-14	CLEVELAND	80,259
12/4	W	31-17	ST. LOUIS	76,965
12/11	L	31-34	WASHINGTON	64,198
12/18	W	17-7	@ New York	62,735

CHAMPIONSHIP GAME

1/1/67	L	27-34	Green Bay	75,504
--------	---	-------	-----------	--------

RUSHING	ATT	YDS	AVG	LG	TD
Reeves	175	757	4.3	67	8
Perkins	186	726	3.9	24	8
Meredith	38	242	6.4	22	5
Shy	17	118	6.9	68	1
Garrison	16	62	3.9	13	1
Rhorne	8	52	6.5	27	0
Morton	7	50	7.1	12	0
Clarke	8	49	6.1	26	0
Rhorne	7	37	5.4	11	0
Villanueva	1	23	23.0	23	0
Smith	7	7	1.0	2	1
Hayes	1	-1	0.0	0	0
COWBOYS	471	2,122	4.5	68	24
Opponents	356	1,176	3.3	41	6

RECEIVING	NO	YDS	AVG	LG	TD
Hayes	64	1,232	19.3	95	13
Reeves	41	557	13.6	51	8
Gent	27	474	17.6	84	1
Clarke	26	355	13.7	33	4
Perkins	23	231	10.0	39	0
Dial	14	252	18.0	39	1
Norman	12	144	12.0	31	0
Renfro	4	65	16.3	42	0
Garrison	2	18	9.0	17	0
Smith	1	3	3.0	3	0
COWBOYS	214	3,331	15.6	95	27
Opponents	212	2,802	13.2	78	17

INTERCEPTIONS	NO	YDS	AVG	LG	TD
Green	4	88	22.0	41	1
Gaechter	3	28	9.3	23	0
Renfro	2	57	28.5	33	0
Logan	2	44	22.0	22	1
Livingston	2	13	6.5	13	0
Jordan	1	49	49.0	49	1
Edwards	1	12	12.0	12	0
Andrie	1	6	6.0	6	1
Tubbs	1	6	6.0	6	0
COWBOYS	17	303	17.8	49	3
Opponents	14	274	19.6	58	1

PUNTING	NO	YDS	AVG	TB20	LG	BL	NET
Villanueva	65	2,551	39.2	3	14	58	1 36.7
COWBOYS	65	2,551	39.2	3	14	58	1 36.7
Opp.	79	3,349	42.4	3	21	67	0 38.4

PUNT RETURNS	NO	FC	YDS	AVG	LG	TD
Renfro	21	6	123	5.9	38	0
Hayes	17	4	106	6.2	18	0
Howley	1	0	30	30.0	30	0
Reeves	2	2	-1	-0.5	14	0
COWBOYS	41	12	258	6.3	38	0
Opponents	26	26	108	4.3	67	1

KICKOFF RETURNS	NO	YDS	AVG	LG	TD
Renfro	19	487	25.6	87	1
Garrison	20	445	22.0	35	0
Reeves	3	56	18.7	21	0
Neely	2	18	9.0	13	0
COWBOYS	44	1,006	22.8	87	1
Opponents	78	1,699	21.8	93	3

SCORE BY QUARTERS	1	2	3	4	OT	T
COWBOYS	78	128	101	138	0	445
Opponents	50	79	62	48	0	239

FIELD GOALS	7-19	20-29	30-39	40-49	50+
Villanueva	9-9	1-8	5-6	1-8	0-0
COWBOYS	9-9	1-8	5-6	1-8	0-0
Opponents	1-2	5-6	4-12	2-9	0-2

Villanueva: (12), (42M), (22), (45M), (17,47M,33M), (49M), (49M,12), (21,28M,14,42), (20), (34M,38M,27,37), (11,31,12,13), (31M), (42,26), (45M,29M,37M,10), (47M), (23,50M,45M,33M), (1), (31,36M), (27,36M), (39,30,47,39M), (1), (31,49M), (35,33,11), (1), (28M,31M,20B), (25,50M, 34M,40M), (44M,47M,42,29), (12B, 39M,47M)

SCORING	TOR	TDP	TDR	FG	PAT	S	TP
Villanueva	0	0	0	17/31	56/56	0	107
Reeves	8	8	0	0/0	0/0	0	96
Hayes	0	13	0	0/0	0/0	0	78
Perkins	8	0	0	0/0	0/0	0	48
Meredith	5	0	0	0/0	0/0	0	30
Clarke	0	4	0	0/0	0/0	0	24
Andrie	0	0	1a	0/0	0/0	0	6
Dial	0	1	0	0/0	0/0	0	6
Garrison	1	0	0	0/0	0/0	0	6
Gent	0	1	0	0/0	0/0	0	6
Green	0	0	1b	0/0	0/0	0	6
Howley	0	0	1c	0/0	0/0	0	6
Jordan	0	0	1d	0/0	0/0	0	6
Renfro	0	0	1e	0/0	0/0	0	6
Shy	1	0	0	0/0	0/0	0	6
Smith	1	0	0	0/0	0/0	0	6
COWBOYS	24	27	5	17/31	56/56	1+	445
Opponents	6	17	6*	12/31	29/29	0	239

a 6 interception return vs. N.Y. Giants (12/18)
b 41 interception return vs. N.Y. Giants (9/18)
c 97 fumble return vs. Atlanta (10/2)
d 49 interception return vs. Pittsburgh (10/30)
e 87 kickoff return vs. Pittsburgh (10/30)
+ Townes tackled Johnson in end zone vs. Atlanta (10/2)
* Woodson 56 interception return vs. Pittsburgh (10/30)
Butler 93 kickoff return vs. Pittsburgh (10/30)
Brown 93 kickoff return vs. Philadelphia (11/6)
Brown 90 kickoff return vs. Philadelphia (11/6)
Martin 40 punt return vs. Philadelphia (11/6)
Roger recovered blocked punt in end zone vs. Washington (12/11)

USUAL STARTERS

WR Bob Hayes	LE Willie Townes (8)
LT Jim Boeke (10)	Larry Stephens (6)
Tony Lisco (4)	LT Jim Colvin
LG Tony Lisco (10)	RT Bob Lilly
John Niland (4)	RE George Andrie
C Dave Manders	LLB Chuck Howley
RG Leon Donohue	MLB Lee Roy Jordan
RT Ralph Neely	RLB Dave Edwards
TE Pettis Norman	LCB Cornell Green
WR Pete Gett (10)	RCB Warren Livingston
Buddy Dial (3)	SS Mike Gaechter
QB Don Meredith	FS Mel Renfro (8)
RB Dan Reeves	Ober Logan (6)
FB Don Perkins	

PASSING	ATT	COMP	YDS	PCT	AVG	ATT	PCT	INT	PCT	LG	SKS/YDS	RATING
Meredith	344	177	2,805	51.5	8.15	24	7.0	12	3.5	95	37/261	79.9
Rhorne	36	21	253	58.3	7.03	0	0.0	1	2.8	47	4/39	45.0
Morton	27	13	225	48.1	8.33	3	11.1	1	3.7	41	1/8	65.0
Reeves	6	3	48	50.0	8.00	0	0.0	0	0.0	29	0/0	66.7
COWBOYS	413	214	3,331	51.8	8.07	27	6.5	14	3.4	95	42/308	74.8
Opponents	457	212	2,802	46.4	6.13	17	3.7	17	3.7	78	60/420	63.1

1967 ★ DALLAS COWBOYS STATISTICS ★ 1967

FIRST PLACE, CAPITOL DIVISION
HEAD COACH: TOM LANDRY

PRESEASON (2-3)				
Date	W/L	Score	Opponent	Aft.
8/12	L	6-20	@ Los Angeles	57,595
8/20	W	30-24	@ San Francisco	31,212
8/28	L	3-20	GREEN BAY	78,088
9/2	W	30-17	@ Houston	53,125
9/9	L	7-33	BALTIMORE	58,492
REGULAR SEASON (9-5)				
9/17	W	21-14	@ Cleveland	81,039
9/24	W	38-24	NEW YORK	66,209
10/1	L	13-35	LOS ANGELES	75,229
10/8	W	17-14	@ Washington	50,566
10/15	W	14-10	NEW ORLEANS	64,128
10/22	W	24-11	@ Pittsburgh	39,641
10/29	L	14-21	@ Philadelphia	60,740
11/5	W	37-7	ATLANTA	54,751
11/12	W	27-10	@ New Orleans	83,437
11/19	L	20-27	WASHINGTON	75,538
11/23	W	46-21	ST. LOUIS	68,787
12/3	L	17-23	@ Baltimore	60,238
12/10	W	38-17	PHILADELPHIA	55,834
12/16	L	16-24	@ San Francisco	27,182
1967 EASTERN CHAMPIONSHIP GAME				
12/24	W	52-14	CLEVELAND	70,786
NFL CHAMPIONSHIP GAME				
12/31	L	17-21	@ Green Bay	50,861

TEAM STATISTICS

FIRST DOWNS	261	236
Rushing	109	64
Passing	141	145
Penalty	11	27
Third Down-Made/Att.	79/200	80/195
Third Down Efficiency	39.5	41.3
Fourth Down-Made/Att.	8/15	5/13
TOTAL NET YARDS	4,699	3,874
Avg. Per Game	335.6	276.7
Total Plays	936	866
Avg. Per Play	5.0	4.5
NET YARDS RUSHING	1,900	1,094
Avg. Per Game	135.7	78.1
Total Rushes	477	339
Avg. Per Rush	4.0	3.2
NET YARDS PASSING	2,799	2,780
Sacked/Yards Lost	42/294	45/377
Gross Yards	3,093	3,167
Attempts/Completions	417/210	482/266
Pct. of Completions	50.4	53.9
Had Intercepted	28	29
PUNTS/AVERAGE	67/40.4	72/42.5
Net Punting Average	35.2	36.1
PUNT RET./AVG.	33/9.7	38/7.0
KICKOFF RET./AVG.	48/21.1	59/22.9
INT./AVG. RET.	29/11.4	28/12.6
PENALTIES/YARDS	81/785	64/707
FUMBLES/BALL LOSS	17/183	28/181
TOUCHDOWNS	45	35
Rushing	13	11
Passing	28	21
Returns	4	3
EXTRA POINTS/ATTEMPTS	41/44	34/35
FIELD GOALS/ATTEMPTS	9/23	8/23

RUSHING	ATT	YDS	AVG	LG	TD
Perkins	201	823	4.1	30	6
Reeves	173	603	3.5	32	5
Garrison	24	146	6.1	26	0
Norman	9	91	10.1	28	0
Meredith	28	84	3.0	16	0
Clarke	4	72	18.0	56†	1
Shy	17	59	3.5	13	0
Morton	15	42	2.8	11	0
Brynmah	3	6	2.0	3	1
Rhyme	2	-11	-5.5	-2	0
Villanueva	1	-15	-15.0	-15	0
COWBOYS	477	1,900	4.0	56†	13
Opponents	339	1,094	3.2	46	11

RECEIVING	ATT	YDS	AVG	LG	TD
Rentzel	58	996	17.2	74	8
Hayes	49	998	20.4	64	10
Reeves	39	490	12.6	60	6
Norman	20	220	11.0	39	2
Perkins	18	116	6.4	15	0
Clarke	9	119	13.2	23	1
Gent	9	88	9.8	16	1
Shy	3	36	12.0	19	0
Brynham	3	13	4.3	17	0
Garrison	2	17	8.5	14	0
COWBOYS	210	3,093	14.7	74	28
Opponents	260	3,167	12.1	67	20

INTERCEPTIONS	NO	YDS	AVG	LG	TD
Green	7	52	7.4	28	0
Renfro	7	38	5.4	30	0
Johnson	5	88	17.6	49	0
Jordan	3	85	30.2	40	1
Edwards	3	34	11.3	26	1
Gaechter	2	0	0.0	0	0
Howley	1	28	28.0	28	1
Clark	1	6	6.0	6	0
COWBOYS	29	331	11.4	49	3
Opponents	28	353	12.6	67	2

PUNTING	NO	YDS	AVG	TB	IN20	LG	BL	NET
Villanueva	67	2,707	40.4	4	9	57	0	35.2
COWBOYS	67	2,707	40.4	4	9	57	0	35.2
Opp.	72	3,058	42.5	7	19	68	1	36.1

PUNT RETURNS	NO	FC	YDS	AVG	LG	TD
Hayes	24	6	276	11.5	69t	1
Rentzel	6	6	45	7.5	21	0
Rentfro	3	4	-1	-0.3	7	0
COWBOYS	33	16	320	9.7	69t	1
Opponents	38	15	266	7.0	41	0

KICKOFF RETURNS	NO	YDS	AVG	LG	TD
Garrison	20	366	18.3	36	0
Baynham	12	331	27.6	37	0
Renfro	5	112	22.4	30	0
Shy	5	96	19.2	35	0
Stokes	4	92	23.0	35	0
Hayes	1	17	17.0	17	0
East	1	0	0.0	0	0
COWBOYS	48	1,014	21.1	37	0
Opponents	59	1,350	22.9	54	0

SCORE BY QUARTERS	1	2	3	4	OT	T
COWBOYS	69	105	86	82	0	342
Opponents	55	80	57	76	0	268

FIELD GOALS	7-19	20-29	30-39	40-49	50+
Villaneuva	2-5	5-5	1-1	0-7	0-1
Deters	1-1	0-0	0-1	0-2	0-0

COWBOYS	3-6	5-5	1-2	0-9	0-1
Opponents	1-1	3-7	2-5	1-8	1-2

Deters: (37M),(12),(43M,40M),0,0,0,0,0,0,
0,0,0,0

Villanueva: (), (), (40M, 27), (49M, 13M), (51M, 45M, 34), (9B), (), (45M, 49M, 21, 12),

Opponents: (27M,37M),(38,44M),(45M,33M),
(26M),(45M,47,48M), (37B),(27M)

(25), (49M, 50B, 37)

SCORING	TDR	TDP	TDR1	FG	PAT	S	TP	FT
Hayes	5	10	1a	0/0	0/0	0	66	66
Reeves	0	6	0	0/0	0/0	0	66	66
Villanueva	0	0	0	8/19	32/34	0	58	58
Rentzel	0	8	0	0/0	0/0	0	46	46
Perkins	6	0	0	0/0	0/0	0	36	36
Clarke	1	1	0	0/0	0/0	0	12	12
Deters	0	0	0	1/4	9/10	0	12	12
Norman	0	2	0	0/0	0/0	0	6	6
Edwards	0	0	1b	0/0	0/0	0	6	6
Baynham	1	0	0	0/0	0/0	0	6	6
Gent	0	1	0	0/0	0/0	0	6	6
Howley	0	0	1c	0/0	0/0	0	6	6
Jordan	0	0	1d	0/0	0/0	1	8	8
COWBOYS	13	28	4	9/23	41/44	24	362	362
Opponents	11	20	3*	8/23	34/35	25	248	248

- a 69 punt return vs. St. Louis (11/23)
- b 26 interception return vs. Baltimore (12/3)
- c 28 interception return vs. Cleveland (9/17)
- d 33 interception return vs. Atlanta (11/5)
- * Pugh tackled Johnson in end zone vs. Atlanta (11/5)
- Jordan tackled Roland in end zone vs. St. Louis (11/23)
- * Meador 30 interception return vs. Los Angeles (10/1)
- Whitsell 26 interception return vs. New Orleans (10/15)
- Scarpatti 67 interception return vs. Philadelphia (12/10)

USUAL STARTERS

WR	Bob Hayes	LE	Willie Townes
LT	Tony Liscio	LT	Jethro Pugh
LG	John Niland	RT	Bob Lilly
C	Mike Connelly	RE	George Andrie
RG	Leon Donohue	LLB	Chuck Howley
RT	Ralph Neely	MLB	Lee Roy Jordan
TE	Pettis Norman	RLB	Dave Edwards
WR	Lance Rentzel	CB	Cornell Green
QB	Dan Meredith (11)	RCB	Mike Johnson
	Craig Morton (3)	SS	Mike Gaechter
RB	Dan Reeves	FS	Mel Renfro (8)
FB	Dan Perkins		Obert Logan (4)

PASSING	ATT	COMP	YDS	PCT	AVG	TD	PCT	INT	PCT	LG	SKS/YDS	RATING
Meredith	255	128	1,834	50.2	7.19	16	6.3	16	6.3	60	21/143	68.6
Morton	137	69	987	50.4	7.20	10	7.3	10	7.3	64t	17/125	67.8
Rhome	18	9	86	50.0	4.78	0	0.0	1	5.5	19	4/26	40.3
Reeves	7	4	195	57.1	27.86	2	28.6	1	14.3	41	0/0	101.8
COWBOYS	417	210	3,093	50.3	7.42	28	6.7	28	6.7	64t	42/294	69.4
Opponents	482	260	3,167	53.9	6.57	21	4.4	29	6.0	67	45/377	63.9

1968 ★ DALLAS COWBOYS STATISTICS ★ 1968

FIRST PLACE CAPITOL DIVISION
HEAD COACH: TOM LANDRY

PRESEASON (3-3)

Date	W/L	Score	Opponent	Att.
8/3	L	24-30	Chicago @ Canton	14,578
8/11	W	16-14	@ San Francisco	27,530
8/17	W	42-10	@ Los Angeles	64,978
8/24	L	27-31	GREEN BAY	72,014
8/31	W	33-19	@ Houston	52,289
9/7	L	10-16	BALTIMORE	69,520

REGULAR SEASON (12-2)

9/15	W	59-13	DETROIT	61,382
9/22	W	28-7	CLEVELAND	68,733
9/29	W	45-13	@ Philadelphia	60,858
10/6	W	27-10	@ St. Louis	48,296
10/13	W	34-14	PHILADELPHIA	72,083
10/20	W	20-7	@ Minnesota	47,644
10/28	L	17-28	GREEN BAY	74,604
11/3	W	17-3	@ New Orleans	84,828
11/10	L	21-27	NEW YORK	72,163
11/17	W	44-24	@ Washington	50,616
11/24	W	34-3	@ Chicago	46,667
11/28	W	29-20	WASHINGTON	66,076
12/8	W	28-7	PITTSBURGH	55,069
12/15	W	28-10	@ New York	62,617

1968 EASTERN CHAMPIONSHIP GAME

12/21	L	20-31	@ Cleveland	81,497
-------	---	-------	-------------	--------

PLAYOFF BOWL GAME

(Miami)

1/5/69	W	17-13	Minnesota	22,961
--------	---	-------	-----------	--------

TEAM STATISTICS

	DALLAS	OPP
FIRST DOWNS	297	202
Rushing	135	61
Passing	143	123
Penalty	19	18
Third Down-Made/Att.	87/188	66/193
Third Down Efficiency	46.3	34.2
Fourth Down-Made/Att.	6/6	6/19
TOTAL NET YARDS	5,117	3,633
Avg. Per Game	365.5	259.5
Total Plays	913	863
Avg. Per Play	5.6	4.2
NET YARDS RUSHING	2,091	1,195
Avg. Per Game	149.4	85.4
Total Rushes	480	369
Avg. Per Rush	4.4	3.2
NET YARDS PASSING	3,026	2,438
Sacked/Yards Lost	34/269	51/400
Gross Yards	3,295	2,838
Attempts/Completions	399/217	428/220
Pct. of Completions	54.4	51.4
Had Intercepted	18	26
PUNTS/AVERAGE	59/40.9	77/40.4
Net Punting Average	36.4	33.7
PUNT RET./AVG.	30/13.5	25/5.1
KICKOFF RET./AVG.	39/21.6	68/19.5
INT./AVG. RET.	26/10.6	18/20.5
PENALTIES/YARDS	77/751	54/657
FUMBLES/BALL LOST	21/15	21/15
TOUCHDOWNS	54	23
Rushing	22	2
Passing	25	20
Returns	7	1
EXTRA POINTS/ATTEMPTS	54/54	21/23
FIELD GOALS/ATTEMPTS	17/29	9/22

RUSHING	ATT	YDS	AVG	LG	TD
Perkins	191	836	4.4	28	4
Baynham	103	438	4.3	22	5
Garrison	45	271	5.9	22	5
Shy	64	179	2.8	17	1
Reeves	40	178	4.5	25	4
Meredith	22	123	5.6	16	1
Norman	4	51	12.8	26	0
Morton	4	28	7.0	12	2
Hayes	4	2	0.5	0	0
Gent	2	-5	-2.5	-5	0

COWBOYS	480	2,071	4.4	28	22
Opponents	369	1,195	3.2	27	2

RECEIVING	NO	YDS	AVG	LG	TD
Rentzel	54	1,009	18.7	65	6
Hayes	53	909	17.2	54	10
Baynham	29	380	13.1	40	3
Norman	18	204	11.3	34	1
Perkins	17	180	11.1	24	2
Gent	16	194	12.1	22	0
Shy	10	105	10.5	41	0
Garrison	7	111	15.9	53	0
Reeves	7	84	12.0	21	1
Homan	4	92	23.0	36	1
Wright	1	15	15.0	15	1
Randle	1	12	12.0	12	0

COWBOYS	217	3,296	15.2	65	25
Opponents	220	2,838	12.9	80	20

INTERCEPTIONS	NO	YDS	AVG	LG	TD
Howley	6	115	19.2	58	1
Green	4	73	18.3	55	1
Gaechter	3	23	7.6	17	0
Jordan	3	17	5.7	7	0
Johnson	3	3	1.0	3	0
Renfro	3	5	1.7	5	0
Daniels	2	25	12.5	17	0
Simmons	1	8	8.0	8	0
Cole	1	5	5.0	5	1

COWBOYS	26	275	10.6	58	3
Opponents	18	335	20.5	89	1

PUNTING	NO	YDS	AVG	TB IN20	LG	BL	NET
Widby	59	2,415	40.9	7	17	84	0 36.4
COWBOYS	59	2,415	40.9	7	17	84	0 36.4
Opp.	77	3,119	40.4	6	22	57	0 33.7

PUNT RETURNS	NO	FC	YDS	AVG	LG	TD
Hayes	15	9	312	20.8	90	2
Rentzel	14	12	93	6.6	27	0
Homan	1	0	0	0.0	0	0
Gaechter	0	1	0	0.0	0	0
COWBOYS	30	23	405	13.5	90	2
Opponents	25	16	128	5.1	48	0

KICKOFF RETURNS	NO	YDS	AVG	LG	TD
Baynham	23	590	25.7	40	0
Daniels	9	193	21.5	32	0
Neely	3	17	5.6	9	0
Homan	2	21	10.5	21	0
Hayes	1	20	20.0	20	0
Norman	1	0	0.0	0	0
COWBOYS	39	843	21.6	40	0
Opponents	68	1,326	19.5	53	0

SCORE BY QUARTERS	1	2	3	4	OT	T
COWBOYS	72	133	85	141	0	431
Opponents	19	68	59	40	0	186

FIELD GOALS	7-19	20-29	30-39	40-49	50+
Clark	6-6	7-8	1-6	2-6	1-3
COWBOYS	6-6	7-8	1-6	2-6	1-3
Opponents	3-3	3-3	3-11	0-4	0-1

Clark: (52M, 16.46M), (33M), (26), (14.50), (35M, 26.21), (12.21.53M), (16.47M), (20), (1), (45, 34.13), (34M, 21.29M, 31M, 38M, 49.47M), (18, 25), (48M), (1)

Opponents: (48M, 36B), (23.13), (32.35M), (47M), (31B, 45B), (37M), (57M, 37M, 38B), (25, 10), (37), (21.34M), (1), (45M), (12.32M, 32B)

SCORING	TDR	TDP	TDR1	FG	PAT	S	TP
M. Clark	0	0	0	17/29	54/54	0	105
Hayes	0	10	2a	0/0	0/0	0	72
Baynham	5	3	0	0/0	0/0	0	48
Perkins	4	2	0	0/0	0/0	0	36
Rentzel	0	6	0	0/0	0/0	0	36
Garrison	5	0	0	0/0	0/0	0	30
Reeves	4	1	0	0/0	0/0	0	30
Cole	0	0	2b	0/0	0/0	0	12
Morton	2	0	0	0/0	0/0	0	12
Green	0	0	1c	0/0	0/0	0	6
Homan	0	1	0	0/0	0/0	0	6
Howley	0	0	1d	0/0	0/0	0	6
Meredith	1	0	0	0/0	0/0	0	6
Shy	1	0	0	0/0	0/0	0	6
Townes	0	0	1e	0/0	0/0	0	8
Norman	0	1	0	0/0	0/0	0	2
Wright	0	1	0	0/0	0/0	0	6
Pugh	0	0	0	0/0	0/0	1	2
COWBOYS	22	25	7	17/29	54/54	1	431
Opponents	2	20	1*	9/22	21/23	0	186

a 90 punt return vs. Pittsburgh (12/8)

b 63 punt return vs. N.Y. Giants (12/15)

b 21 fumble return vs. Washington (11/17)

c 5 interception return vs. Washington (11/28)

c 55 interception return vs. Minnesota (10/20)

d 35 interception return vs. Detroit (9/15)

e 20 fumble return vs. Cleveland (9/22)

* Pugh forced fumble in end zone vs. Washington (11/28)

* Hanburger 30 interception return vs. Washington (11/17)

USUAL STARTERS

WR	Bob Hayes	LE	Larry Cole (10)
LT	Tony Liscio		Willie Townes (4)
LG	John Niland	LT	Jethro Pugh
C	Malcolm Walker	RT	Bob Lilly
RG	John Wilbur	RE	George Andrie
RT	Ralph Neely	LLB	Chuck Howley
TE	Perkins Norman	MLB	Lee Roy Jordan
WR	Lance Rentzel	RLB	Dave Edwards
QB	Don Meredith	LCB	Cornell Green
RB	Craig Baynham (8)	RCB	Mike Johnson
	Dan Reeves (4)	SS	Mike Gaechter
FB	Don Perkins	FS	Mel Renfro (8)
			Dick Daniels (8)

PASSING	ATT	COMP	YDS	PCT	AVG	ATT	TD	PCT	PCT	INT	LG	SYS	KDS	YDS	RATING
Meredith	309	171	2,500	55.3	8.09	21	6.8	12	3.9	65	30/180	68.3			
Morton	85	44	752	51.8	8.85	4	4.7	6	7.1	53	4/39	68.2			
Reeves	4	2	43	50.0	10.75	0	0.0	0	0.0	24	0/0	101.8			
Baynham	1	0	0	0.0	0.00	0	0.0	0	0.0	0	0/0	39.6			
COWBOYS	399	217	3,295	54.4	8.26	25	6.3	18	4.5	65	34/269	84.1			
Opponents	428	220	2,838	51.4	6.63	20	4.7	26	6.1	80	51/400	63.9			

1969 ★ DALLAS COWBOYS STATISTICS ★ 1969

FIRST PLACE CAPITAL DIVISION HEAD COACH: TOM LANDRY

PRESEASON (4-2)

Date	W/L	Score	Opponent	Att.
8/8	L	17-24	@ Los Angeles	87,381
8/17	W	20-17	@ San Francisco	33,894
8/23	W	31-13	GREEN BAY	73,764
8/28	W	14-11	@ Houston	55,310
9/6	W	25-9	N.Y. JETS	74,771
9/14	L	7-23	BALTIMORE	58,975

REGULAR SEASON (11-2-1)

9/21	W	24-3	ST. LOUIS	62,134
9/28	W	21-17	@ New Orleans	79,567
10/5	W	38-7	@ Philadelphia	60,658
10/12	W	24-17	@ Atlanta	54,833
10/19	W	49-14	PHILADELPHIA	71,509
10/27	W	25-3	NEW YORK	58,964
11/2	L	10-42	@ Cleveland	84,850
11/9	W	33-17	NEW ORLEANS	68,282
11/16	W	41-28	@ Washington	50,474
11/23	L	23-24	@ Los Angeles	79,105
11/27	T	24-24	SAN FRANCISCO	62,348
12/7	W	10-7	@ Pittsburgh	24,990
12/13	W	27-10	BALTIMORE	63,191
12/21	W	20-10	WASHINGTON	56,924

1969 EASTERN CHAMPIONSHIP GAME

12/28	L	14-38	CLEVELAND	69,321
-------	---	-------	-----------	--------

PLAYOFF BOWL GAME

(Miami)

1/3/70	L	0-31	Los Angeles	31,151
--------	---	------	-------------	--------

TEAM STATISTICS

	DALLAS	OPP
FIRST DOWNS	275	203
Rushing	133	52
Passing	125	141
Penalty	17	10
Third Down-Made/Att	82/197	64/191
Third Down Efficiency	41.6	33.5
Fourth Down-Made/Att	2/6	3/8
TOTAL NET YARDS	5,122	3,707
Avg. Per Game	365.9	264.8
Total Plays	931	826
Avg. Per Play	5.5	4.5
NET YARDS RUSHING	2,276	1,050
Avg. Per Game	162.6	75.0
Total Rushes	532	313
Avg. Per Rush	4.3	3.4
NET YARDS PASSING	2,846	2,657
Sacked/Yards Lost	44/366	55/452
Gross Yards	3,212	3,109
Attempts/Completions	355/189	458/235
Pct. of Completions	53.2	51.3
Had Intercepted	18	24
PUNTS/AVERAGE	63/43.3	82/42.2
Net Punting Average	37.2	37.7
PUNT RET./AVG.	38/7.2	43/7.1
KICKOFF RET./AVG.	36/19.9	64/19.4
INT./AVG. RET.	24/14.1	18/9.3
PENALTIES/YARDS	81/840	58/680
FUMBLES/BALL LOST	28/12	24/28
TOUCHDOWNS	44	23
Rushing	17	3
Passing	24	23
Returns	3	2
EXTRA POINTS/ATTEMPTS	43/44	28/28
FIELD GOALS/ATTEMPTS	20/36	9/25

RUSHING

	ATT	YDS	AVG	LG	TD
Hill	204	942	4.6	55	8
Garrison	176	818	4.6	21	2
Reeves	59	173	2.9	12	4
Shy	42	154	3.7	23	1
Morton	16	62	4.0	15	1
Staubach	15	60	4.0	19	1
Welch	6	21	3.5	6	0
Norman	5	20	4.0	21	0
Hayes	4	17	4.3	6	0
Rentzel	2	11	5.5	14	0
Baynham	3	-2	-0.6	2	0

COWBOYS	532	2,276	4.3	55	17
Opponents	313	1,050	3.4	25	3

RECEIVING

	ATT	YDS	AVG	LG	TD
Rentzel	43	969	22.3	75	12
Hayes	40	746	18.7	67	4
Hill	20	232	11.6	28	0
Reeves	18	187	10.4	29	1
Ditka	17	369	21.7	51	3
Norman	13	238	18.3	31	3
Garrison	13	131	10.1	25	0
Homan	12	240	20.0	66	0
Shy	8	124	15.5	49	1
Conrad	4	74	18.5	34	0
Wright	1	12	12.0	12	0

COWBOYS	189	3,212	17.0	75	24
Opponents	235	3,109	13.2	88	23

INTERCEPTIONS

	NO	YDS	AVG	LG	TD
Renfro	10	118	11.8	41	0
Gaechter	3	72	24.0	37	0
Jordan	2	38	19.0	38	0
Howley	2	37	18.5	28	0
P. Clark	2	2	1.0	2	0
Green	2	0	0.0	0	0
Cole	1	41	41.0	41	1
Brown	1	31	31.0	31	0
Edwards	1	0	0.0	0	0

COWBOYS	24	339	14.1	41	1
Opponents	18	167	9.3	56	1

PUNTING

	NO	YDS	AVG	TB	IN	LG	BL	NET
Widby	63	2,729	43.3	4	9	62	0	37.2
COWBOYS	63	2,729	43.3	4	9	62	0	37.2
Opp.	82	3,463	42.2	5	21	81	0	37.7

PUNT RETURNS

	NO	FC	YDS	AVG	LG	TD
Hayes	18	5	179	9.9	50	0
Renfro	15	7	80	5.3	34	0
Rentzel	4	3	14	3.5	11	0
Johnson	1	0	0	0.0	0	0

COWBOYS	38	15	273	7.2	50	0
Opponents	43	7	305	7.1	28	0

KICKOFF RETURNS

	NO	YDS	AVG	LG	TD
Flovers	11	238	20.8	30	0
Baynham	7	114	16.3	29	0
Welch	5	112	22.4	35	0
Hill	4	125	31.3	46	0
Hayes	3	80	26.7	46	0
Shy	3	47	15.6	26	0
Green	2	0	0.0	0	0
Garrison	1	2	2.0	2	0

COWBOYS	36	718	19.9	46	0
Opponents	64	1,242	19.4	60	0

SCORE BY QUARTERS

	1	2	3	4	OT	T
COWBOYS	102	106	54	107	0	369
Opponents	62	64	48	49	0	223

FIELD GOALS

	7-18	20-29	30-39	40-49	50+
Clark, M.	7-8	6-7	4-7	3-11	0-3
COWBOYS	7-8	6-7	4-7	3-11	0-3
Opponents	1-1	3-5	4-5	1-12	0-2

Clark: (23M,30), (47M), (14,47M), (47,32M), (17M, 33M), (41M,42M,47,35,15), (14,50M), (21,21, 46M,40M), (36,14,50M), (18,22,43), (47M,24, 37M), (32), (15,27,46M), (12,24,54M)

Opponents: (42M,46M,20,27M), (56M,32M,43), (42B), (34), (48M), (23,50B), (45M,46M), (37,44M), (48B), (36), (48B,21), (1), (24, 43M), (34,27B,42M)

SCORING

	TDR	TDP	TDR1	FG	PAT	S	TP
M. Clark	0	0	0	20/36	43/44	0	103
Rentzel	0	12	1a	0/0	0/0	0	78
Hill	8	0	0	0/0	0/0	0	48
Reeves	4	1	0	0/0	0/0	0	30
Hayes	0	4	0	0/0	0/0	0	24
Ditka	0	3	0	0/0	0/0	0	18
Norman	0	3	0	0/0	0/0	0	18
Garrison	2	0	0	0/0	0/0	0	12
Shy	1	1	0	0/0	0/0	0	12
Cole	0	0	1c	0/0	0/0	0	6
Lilly	0	0	1b	0/0	0/0	0	6
Morton	1	0	0	0/0	0/0	0	6
Staubach	1	0	0	0/0	0/0	0	6
Andrie	0	0	0	0/0	0/0	1+	2
COWBOYS	17	24	3	20/36	43/44	1+	369
Opponents	3	23	2*	9/25	28/28	0	223

a Fumble recovery in end zone @ Philadelphia

(10/5)

b 9 fumble return vs. Philadelphia (10/19)

c 41 interception return @ Washington (11/16)

+ Andrie tackled Tarkenton in end zone vs. N.Y. Giants (10/27)

* Bradley 56 interception return vs. Philadelphia (10/19)

Hanburger 19 fumble return vs. Washington (12/21)

USUAL STARTERS

WR Bob Hayes (10)	LE Larry Cole
Dennis Homan (4)	LT Jethro Pugh (11)
LT Tony Liscio	Ron East (3)
LG John Niland	RT Bob Lilly
C Malcolm Walker	RE George Andrie
RG John Wilbur	LLB Dave Edwards
RT Ralph Neely (11)	MLB Lee Roy Jordan
Rayfield Wright (3)	RLB Chuck Howley
TE Pettis Norman (10)	RCB Cornell Green
Mike Ditka (4)	RCB Phil Clark
WR Lance Rentzel	SS Mike Gaechter
QB Craig Morton	FS Mel Renfro
RB Calvin Hill	
FB Walt Garrison	

	PASSING		ATT	COMP	YDS	PCT	AVG	ATT	PCT	INT	PCT	LG	SKS/YDS	RATING
Morton	302	162	2,619	53.6	8.67	21	7.0	15	5.0	67	30/246	85.4		
Staubach	47	23	421	49.0	8.96	1	2.1	2	4.3	751	12/106	69.5		
Hill	3	3	137	100.0	45.66	2	66.7	0	0.0	53	0/0	158.3		
Reeves	3	1	35	33.3	11.67	0	0.0	1	33.3	35	2/14	38.9		
COWBOYS	355	189	3,212	53.2	9.05	24	6.3	18	7.1	751	44/366	85.6		
Opponents	458	235	3,109	51.3	6.79	23	5.0	24	5.2	881	55/452	68.0		

1970 ★ DALLAS COWBOYS STATISTICS ★ 1970

FIRST PLACE NFC EAST HEAD COACH: TOM LANDRY

PRESEASON (1-5)			
Date	W/L	Score	Opponent
8/8	L	20-10	@ San Diego
8/15	L	10-17	@ Los Angeles
8/22	L	34-35	GREEN BAY
8/29	L	21-37	@ Houston
9/5	L	0-13	KANSAS CITY
9/13	L	21-29	N.Y. JETS

REGULAR SEASON (10-4)			
Date	W/L	Score	Opponent
9/20	W	17-7	@ Philadelphia
9/27	W	28-10	N.Y. GIANTS
10/4	L	7-20	@ St. Louis
10/11	W	13-0	ATLANTA
10/18	L	13-54	@ Minnesota
10/25	W	27-16	@ Kansas City
11/1	W	21-17	PHILADELPHIA
11/8	L	20-23	@ N.Y. Giants
11/16	L	0-38	ST. LOUIS
11/22	W	45-21	@ Washington
11/26	W	16-3	GREEN BAY
12/6	W	34-0	WASHINGTON
12/12	W	6-2	@ Cleveland
12/20	W	52-10	HOUSTON

1970 DIVISIONAL PLAYOFF	
12/26	W 5-0 DETROIT
1970 NFC CHAMPIONSHIP GAME	
1/3/71	W 17-10 @ San Francisco
SUPER BOWL V (Miami)	
1/17/71	L 13-16 Baltimore

TEAM STATISTICS	DALLAS	OPP
FIRST DOWNS	229	205
Rushing	119	87
Passing	95	105
Penalty	15	13
Third Down-Made/Att.	63/186	74/202
Third Down Efficiency	33.9	36.6
Fourth Down-Made/Att.	6/15	6/15
TOTAL NET YARDS	4,449	3,569
Avg. Per Game	317.8	254.9
Total Plays	858	855
Avg. Per Play	5.2	4.2
NET YARDS RUSHING	2,300	1,656
Avg. Per Game	164.3	118.3
Total Rushes	522	415
Avg. Per Rush	4.4	4.0
NET YARDS PASSING	2,149	1,913
Sacked/Yards Lost	39/296	41/313
Gross Yards	2,445	2,226
Attempts/Completions	297/149	399/193
Pct. of Completions	50.2	48.4
Had Intercepted	16	24
PUNTS/AVERAGE	69/41.3	74/41.1
Net Punting Average	35.4	36.3
PUNT RET./AVG.	32/7.4	38/7.4
KICKOFF RET./AVG.	37/24.0	60/19.0
INT./AVG. RET.	24/12.8	16/16.2
PENALTIES/YARDS	87/934	70/732
FUMBLES/BALL LOST	29/12	25/14
TOUCHDOWNS	35	24
Rushing	16	10
Passing	18	10
Returns	1	4
EXTRA POINTS/ATTEMPTS	35/35	24/24
FIELD GOALS/ATTEMPTS	18/27	17/26

RUSHING	ATT	YDS	AVG	LG	TD
Thomas	151	803	5.3	47	5
Hill	153	577	3.8	20	4
Garrison	126	507	4.0	18	3
Staebach	27	221	8.2	25	0
Reeves	35	84	2.4	8	2
Morton	16	37	2.3	11	0
Hayes	4	34	8.5	13	1
Norman	2	16	8.0	22	0
Welch	5	13	2.6	5	1
Rentzel	1	11	11.0	11	0
Homan	2	-3	-1.5	0	0

COWBOYS	522	2,300	4.4	47	16
Opponents	415	1,656	4.0	48	10

RECEIVING	NO	YDS	AVG	LG	TD
Hayes	34	889	26.1	89	10
Rentzel	28	556	19.9	86	5
Garrison	21	205	9.8	36	2
Hill	13	95	7.3	21	0
Reeves	12	140	11.7	23	0
Thomas	10	73	7.3	17	0
Rucker	9	200	22.2	52	1
Ditka	8	98	12.3	26	0
Homan	7	105	15.0	43	0
Norman	6	70	11.7	23	0
Kiner	1	14	14.0	14	0

COWBOYS	149	2,445	16.4	89	18
Opponents	193	2,226	11.5	78	10

INTERCEPTIONS	NO	YDS	AVG	LG	TD
Waters	5	45	9.0	20	0
Rentzel	4	3	0.8	3	0
Adderley	3	69	23.0	30	0
Harris	2	66	33.0	60	0
Howley	2	18	9.0	17	0
Edwards	2	2	1.0	2	0
Green	1	59	59.0	59	0
Kiner	1	28	28.0	28	0
Stincic	1	11	11.0	11	0
Jordan	1	6	6.0	6	0
Pugh	1	0	0.0	0	0
Washington	1	0	0.0	0	0

COWBOYS	24	307	12.8	60	0
Opponents	16	259	16.2	43	1

USUAL STARTERS

WR Bob Hayes (9)	LE Larry Cole (10)
Dennis Homan (5)	Pat Toomay (3)
LT Tony Liscio (8)	LT Jethro Pugh
Ralph Neely (6)	RT Bob Lilly
LG John Niland	RE George Andrie
C Dave Manders	LLB Dave Edwards
RG Blaine Nye (10)	MLB Lee Roy Jordan
Ralph Neely (4)	RLB Chuck Howley
RT Rayfield Wright	LCB Herb Adderley
TE Pettis Norman	RCB Mel Renfro
WR Lance Rentzel	SS Cornell Green
QB Craig Morton (11)	FS Charlie Waters (6)
Roger Staubach (3)	Cliff Harris (5)
RB Calvin Hill (9)	Richmond Flowers (3)
Duane Thomas (4)	
FB Walt Garrison (10)	
Duane Thomas (4)	

PUNTING	NO	YDS	AVG	TB	INT	LG	BL	NET
Widby	69	2,847	41.3	6	10	59	1	35.4
COWBOYS	69	2,847	41.3	6	10	59	1	35.4
Opp.	74	3,045	41.1	6	21	64	1	36.3

PUNT RETURNS	NO	FC	YDS	AVG	LG	TD
Hayes	15	7	116	7.7	34	0
Renfro	13	6	77	5.9	29	0
Adkins	4	2	44	11.0	24	0
Reeves	0	2	0	0.0	0	0
COWBOYS	32	17	237	7.4	34	0
Opponents	38	12	281	7.4	74	1

KICKOFF RETURNS	NO	YDS	AVG	LG	TD
Thomas	19	416	21.9	33	0
Adkins	7	149	21.3	27	0
Washington	5	242	48.4	100	1
Kiner	3	50	16.7	18	0
Harris	1	22	22.0	22	0
Waters	1	6	6.0	6	0
Flowers	1	3	3.0	3	0
COWBOYS	37	888	24.0	100	1
Opponents	60	1,142	19.0	44	0

SCORE BY QUARTERS	1	2	3	4	OT	T
COWBOYS	36	82	93	88	0	299
Opponents	59	49	55	58	0	221

FIELD GOALS	7-9	20-29	30-39	40-49	50+
M. Clark	7-8	3-5	6-9	2-5	0-0
COWBOYS	7-8	3-5	6-9	2-5	0-0
Opponents	2-2	4-6	7-9	3-5	1-4

Clark: (13), (47M, 41M), (19M), (38M, 19, 10), (19, 43), (38, 34), (34M), (28, 32M, 22), (1), (42), (21, 12, 15), (218, 38, 47M, 15), (29M, 39, 31), (35) Opponents: (1), (50M, 20, 27M), (38, 35, 43M), (36M), (42, 31, 28, 34), (25, 32, 22), (19), (40, 42, 55M, 54, 20M), (53M, 31), (1), (19), (47M), (32M), (37)

SCORING	TDR	TD	TD	TD	FG	PAT	S	TP
M. Clark	0	0	0	18/27	35/35	0	89	
Hayes	1	10	0	0	0/0	0	0	66
Garrison	3	2	0	0/0	0/0	0	0	30
Rentzel	0	5	0	0/0	0/0	0	0	30
Thomas	5	0	0	0/0	0/0	0	0	30
Hill	4	0	0	0/0	0/0	0	0	24
Reeves	2	0	0	0/0	0/0	0	0	12
Rucker	0	1	0	0/0	0/0	0	0	6
Washington	0	0	1a	0/0	0/0	0	0	6
Welch	1	0	0	0/0	0/0	0	0	6
COWBOYS	16	18	1	18/27	35/35	0	299	
Opponents	10	10	4*	17/26	24/24	1	221	

a 100 kickoff return vs. Washington (11/22)
* Sharrockman 34 punt block return vs. Minnesota (10/18)
Sharrockman 34 interception return vs. Minnesota (10/18)
Roland 74 punt return vs. St. Louis (11/16)
Peacock 41 fumble return vs. Houston (12/20)
+ Reynolds tackled Hayes in end zone vs. Cleveland (12/12)

PASSING	ATT	COMP	YDS	PCT	AVG	ATT	TD	PCT	INT	PCT	LG	SKS/YDS	RATING
Morton	207	102	1,819	49.3	8.8	15	7.2	7	3.4	89	20/166	89.8	
Staebach	82	44	542	53.7	6.6	2	2.4	8	9.3	43	19/130	42.9	
Reeves	3	1	14	33.3	4.7	0	0.0	1	33.3	14	0/0	9.7	
Hill	4	1	12	25.0	3.0	0	0.0	0	0.0	12	0/0	39.6	
Rentzel	1	1	58	100.0	58.0	1	100.0	0	0.0	58	0/0	158.3	
COWBOYS	297	149	2,445	50.2	8.23	18	6.3	16	7.1	89	39/296	75.9	
Opponents	399	193	2,226	48.4	5.58	10	5.0	24	5.2	78	41/313	48.9	

1971 ★ DALLAS COWBOYS STATISTICS ★ 1971

FIRST PLACE, NFC EAST
HEAD COACH: TOM LANDRY

PRESEASON (6-0)

Date	W/L	Score	Opponent	Att.
8/6	W	45-21	@ Los Angeles	87,187
8/14	W	36-21	NEW ORLEANS	73,560
8/20	W	16-15	CLEVELAND	69,099
8/26	W	28-20	@ Houston	49,078
9/3	W	27-14	@ Baltimore	22,291
9/11	W	24-17	KANSAS CITY	74,035

REGULAR SEASON (11-3)

9/19	W 49-37	@ Buffalo	46,206
9/26	W 42-7	@ Philadelphia	65,358
10/3	L 16-20	WASHINGTON	72,000
10/11	W 20-13	N.Y. GIANTS	68,378
10/17	L 14-24	@ New Orleans	83,088
10/24	W 44-21	NEW ENGLAND	65,708
10/31	L 19-23	@ Chicago	57,049
11/7	W 16-13	@ St. Louis	50,486
11/14	W 20-7	PHILADELPHIA	60,178
11/21	W 13-0	@ Washington	53,014
11/25	W 28-21	LOS ANGELES	66,595
12/4	W 52-10	N.Y. JETS	66,689
12/12	W 42-14	@ N.Y. Giants	62,815
12/18	W 31-12	ST. LOUIS	66,672

1971 DIVISIONAL PLAYOFF

12/25	W	20-12	@ Minnesota	49,100
-------	---	-------	-------------	--------

1971 NFC CHAMPIONSHIP GAME

1/2/72 W 14-3 SAN FRANCISCO 66,311

SUPER BOWL VI

1/16/72W 24-3	Miami	81.035
---------------	-------	--------

TEAM STATISTICS

FAST DOWNS	288	200
Rushing	135	59
Passing	144	125
Penalty	9	16
Third Down-Made/Att	87/183	68/182
Third Down Efficiency	47.5	31
Fourth Down-Made/Att	2/3	3/16
TOTAL NET YARDS	5,035	3,468
Avg. Per Game	359.6	247.7
Total Plays	905	817
Avg. Per Play	5.6	4.2
NET YARDS RUSHING	2,249	1,144
Avg. Per Game	160.6	81.7
Total Rushes	512	353
Avg. Per Rush	4.4	3.2
NET YARDS PASSING	2,786	2,324
Sacked/Yards Lost	32/251	43/336
Gross Yards	3,037	2,660
Attempts/Completions	361/206	421/209
Pct. of Completions	57.1	49
Had Intercepted	14	26
PUNTS/AVERAGE	56/41.6	65/41.5
Net Punting Average	35.0	36.1
PUNT RET./AVG.	31.8/0	26.8/9
KICKOFF RET./AVG.	50/27.5	70/24.0
INT./AVG. RET.	26/15.5	14/21.7
PENALTIES/LOSST	94/952	61/647
FUMBLE/BALL LOST	30/321	40/25
TOUCHDOWNS	50	25
Rushing	25	8
Passing	22	15
Returns	3	2
EXTRA POINTS/ATTEMPTS	50/50	24/25
FIELD GOALS/ATTEMPTS	18/33	16/25

PASSING	ATT	COMP	YDS	PCT	AVG
Staubach	211	126	1,882	59.7	8.9
Morton	143	78	1,131	54.5	7.9
Reeves	5	2	24	40.0	4.8
D. Thomas	1	0	0	0.0	0.0
Hill	1	0	0	0.0	0.0
COWBOYS	361	206	3,037	57.1	8.4
Opponents	421	209	2,660	49.6	6.3

RUSHING	ATT	YDS	AVG	LG	TD
---------	-----	-----	-----	----	----

D. Thomas	175	793	4.5	561	11
Hill	106	468	4.4	17	8
Garrison	127	429	3.4	34	
Staubach	41	343	8.4	31	2
Reeves	17	79	4.6	22	(0)
Williams	21	67	3.2	16	1
Welch	14	51	3.6	14	1
Hayes	3	18	6.0	11	(0)
Morton	4	9	2.3	4	1
Ditka	2	2	1.0	11	(0)
Alworth	2	-10	-5.0	-4	(0)
COWBOYS	512	2,249	4.4	563	25
	962	4,444	4.6	578	

RECEIVING	ATT	YDS	AVG	LG	TD
-----------	-----	-----	-----	----	----

Garrison	40	396	9.9	36
Hayes	35	840	24.0	85t
Alworth	34	487	14.3	26
Ditka	30	360	12.0	29
Hill	19	244	12.8	27t
Truax	15	232	15.5	25
D. Thomas	13	153	11.8	34t
Richardson	8	170	21.3	45t
Adkins	4	53	13.3	23
Williams	3	59	19.7	35
Reeves	3	25	8.3	11
Rucker	1	19	19.0	19t
Welch	1	-1	-1.0	-1

Opponents	209	2,660	12.7	75t	19
-----------	-----	-------	------	-----	----

INTERCEPTIONS	NO	YDS	AVG	LG	TD
Adderley	6	182	30.3	46	0
Howley	5	122	24.4	53	0
Renfro	4	11	2.8	7	0
Waters	2	37	18.5	30	0
Jordan	2	34	17.0	23	0
Green	2	16	8.0	12	0
Edwards	2	0	0.0	0	0
Harris	2	0	0.0	0	0
Lewis	1	0	0.0	0	0
COWBOYS	26	402	15.5	53	0
Opponents	14	304	21.7	60	0

USUAL STARTERS

WR	Bob Hayes	LE	Larry Cole
LT	Ralph Neeley (7)	LT	Jethro Pugh
	Tony Lisco (5)	RT	Bob Lilly
LG	John Niland	RE	George Andrie
C	Dave Manders	LLB	Dee Edwards
RG	Blaine Nye	MLB	Lee Roy Jordan
TE	Rayfield Wright	RLB	Chuck Howley
RT	Billy Truax (10)	CLB	Herb Adderley
	Mike Ditka (4)	RCB	Mel Renfro
WR	Lance Alworth (11)	SS	Cornell Green
	Gloster Richardson (3)	FS	Cliff Harris (11)
QB	Roger Staubach (10)		Charlie Waters (3)
	Craig Morton (4)		
RB	Duane Thomas (9)		
	Calvin Hill (5)		
FR	Walt Garrison		

PUNTING	NO	YDS	AVG	TBIN20	LG	BL	NET
---------	----	-----	-----	--------	----	----	-----

Widby	56	2,329	41.6	7	17	59	1	35.0
COWBOYS	56	2,329	41.6	7	17	59	1	35.0
Opp.	65	2,697	41.5	5	17	58	1	36.1
PUNT RETURNS	NO	FC	YDS	AVG	LG	TD		
Harris	17	8	129	7.6	35	0		
Waters	9	5	109	12.1	42	0		
Adkins	4	0	5	1.3	10	0		
Hayes	1	0	5	0.2	5	0		
Rentfro	0	1	0	0.0	0	0		
COWBOYS	31	14	248	8.0	42	0		
Opponents	26	15	231	8.9	43	0		

KICKOFF RETURNS	NO	YDS	AVG	LG	TD
-----------------	----	-----	-----	----	----

Harris	29	823	28.4	77	0
I. Thomas	7	295	42.1	101†	2
Welch	4	105	26.3	39	0
Ditka	3	30	10.0	20	0
D. Thomas	2	64	32.0	33	0
Waters	1	18	18.0	18	0
Lewis	1	15	15.0	15	0
Hayes	1	14	14.0	14	0
Williams	1	12	12.0	12	0
Green	1	0	0.0	0	0
COWBOYS	50	1,376	27.5	101†	2
Opponents	70	1,681	24.0	52	0

SCORE BY

QUARTERS	1	2	3	4	OT	T
COWBOYS	96	139	72	99	0	406
Opponents	62	59	32	69	0	222

FIELD GOALS 7-19 20-29 30-39 40-49 50+

M. Clark	5-5	4-6	0-1	4-12	0-1
Fritch	1-1	3-3	0-1	1-3	0-0
COWBOYS	6-6	7-9	0-2	5-15	0-1
Opponents	0-0	4-6	9-11	3-6	0-0

Clark: (.) (48M, 42M), (48M, 22, 9, 27), (42, 41, 41M), (50M), (16, 17, 45M, 12), (21M, 42M, 29M, 10 (.) (.) (43M, 26, 31M, 48), (.) (47M, 45), (.) (24)
Fritsch: (.) (.) (.) (.) (.) (.) (.) (27, 42M, 14, 26), (23, 41M, 39M, 46), (.) (.) (.) (.) (.) (.)
Opponents: (40, 49M), (.) (25, 32), (35, 20), (36), (.) (44, 38, 35), (41, 47M, 36), (22M), (.) (31M), (35), (35M), (23M, 33, 29, 23, 35, 45M)

SCORING TDR TDP TDRt FG PAT S TP

D. Clark	0	0	0	13/25	47/47	0	86
D. Thomas	11	2	0	0/0	0/0	0	78
Hill	8	3	0	0/0	0/0	0	66
Hayes	0	8	0	0/0	0/0	0	48
Richardson	0	3	0	0/0	0/0	0	18
Fritsch	0	0	0	5/8	22/27	0	17
Alworth	0	2	0	0/0	0/0	0	12
Garrison	1	1	0	0/0	0/0	0	12
Staubach	2	0	0	0/0	0/0	0	12
I. Thomas	0	0	2a	0/0	0/0	0	12
Welch	1	0	0	0/0	0/0	1+	8
Ditka	0	1	0	0/0	0/0	0	6
Lilly	0	0	1b	0/0	0/0	0	6
Morton	1	0	0	0/0	0/0	0	6
Rucker	0	1	0	0/0	0/0	0	6
Truax	0	1	0	0/0	0/0	0	6
Williams	1	0	0	0/0	0/0	0	6
Reeves	0	0	0	0/0	1/1+	0	1
COWBOYS	25	22	3	18/33	50/50	1	406
Opponents	8	15	2	16/23	24/24	0	222

- a 89 kickoff return vs. Los Angeles (11/25)
- 101 kickoff return vs. N.Y. Jets (12/4)
- b 7 fumble return vs. Philadelphia (9/26)
- + tackled Green in end zone vs. Chicago (10/31)
- # runs left end on bad snap vs. St. Louis (11/7)
- * Nelson 101 field goal return vs. Philadelphia (9/2)
- Athas 37 int. return vs. N.Y. Giants (12/12)

1972 ★ DALLAS COWBOYS STATISTICS ★ 1972

SECOND PLACE, NFC EAST
HEAD COACH: TOM LANDRY

PRESEASON (6-1)

Date	W/L	Score	Opponent	Alt.
7/28	W	20-7	Col. All-Stars @ Chi.	54,162
8/5	W	26-24	HOUSTON	65,405
8/12	W	27-13	@ Los Angeles	66,051
8/19	W	30-7	@ New Orleans	81,070
8/26	W	34-27	N.Y. JETS	65,386
9/2	L	10-20	@ Kansas City	79,592
9/9	W	16-10	OAKLAND	62,607

REGULAR SEASON (10-4)

9/17	W	28-6	PHILADELPHIA	55,850
9/24	W	23-14	@ N.Y. Giants	62,725
10/1	L	13-16	@ Green Bay	47,103
10/8	W	17-13	PITTSBURGH	65,682
10/15	W	21-0	@ Baltimore	58,992
10/22	L	20-24	@ Washington	53,039
10/30	W	28-24	DETROIT	65,378
11/5	W	34-28	@ San Diego	54,476
11/12	W	33-24	ST. LOUIS	65,218
11/19	W	28-7	@ Philadelphia	65,720
11/23	L	10-31	SAN FRANCISCO	65,124
12/3	W	27-6	@ St. Louis	49,797
12/9	W	34-24	WASHINGTON	65,136
12/17	L	3-23	N.Y. Giants	64,602

DIVISIONAL PLAYOFF

12/23	W	30-28	@ San Francisco	61,214
-------	---	-------	-----------------	--------

NFC CHAMPIONSHIP GAME

12/31	L	3-26	@ Washington	53,129
-------	---	------	--------------	--------

TEAM STATISTICS

	DALLAS	OPP
FIRST DOWNS	256	217
Rushing	118	81
Passing	126	113
Penalty	12	23
Third Down-Made/Att.	89/201	78/187
Third Down Efficiency	44.3	41.7
Fourth Down-Made/Att.	5/11	7/15
TOTAL NET YARDS	4,466	3,755
Avg. Per Game	319.0	268.2
Total Plays	897	842
Avg. Per Play	5.0	4.5
NET YARDS RUSHING	2,124	1,515
Avg. Per Game	151.7	108.2
Total Rushes	499	428
Avg. Per Rush	4.3	3.5
NET YARDS PASSING	2,342	2,240
Sacked/Yards Lost	31/238	32/268
Gross Yards	2,580	2,508
Attempts/Completions	367/196	382/187
Pct. of Completions	53.4	49.0
Had Intercepted	23	16
PUNTS/AVERAGE	51/38.2	65/40.6
Net Punting Average	36.2	36.3
PUNT RET./AVG.	28/4.8	15/2.7
KICKOFF RET./AVG.	50/21.6	52/24.5
INT./AVG. RET.	16/13.3	23/13.1
PENALTIES/YARDS	90/841	59/586
FUMBLES/BALL LOST	27/15	40/17
TOUCHDOWNS	36	28
Rushing	17	7
Passing	16	18
Returns	3	3
EXTRA POINTS/ATTEMPTS	36/36	27/28
FIELD GOALS/ATTEMPTS	21/36	15/34

RUSHING	ATT	YDS	AVG	LG	TD
Hill	245	1036	4.2	26	6
Garrison	167	784	4.7	41	7
Newhouse	28	116	4.1	19	1
Montgomery	35	81	2.3	10	1
Staubach	6	45	7.5	20	0
Morton	8	26	3.3	12t	2
Reeves	3	14	4.7	14	0
Neely	1	10	10.0	10	0
Hayes	2	8	4.0	7	0
Fugett	3	2	0.7	9	0
Alworth	1	2	2.0	2	0

COWBOYS	499	2,124	4.3	41	17
Opponents	428	1,515	3.5	34t	7

RECEIVING	NO	YDS	AVG	LG	TD
Hill	43	364	8.5	33t	3
Garrison	37	390	10.5	26t	3
Sellers	31	653	21.1	55t	5
Parks	18	298	16.6	38t	1
Ditka	17	198	11.6	26	1
Hayes	15	200	13.3	29	0
Alworth	15	195	13.0	30	2
Montgomery	8	131	16.4	46	1
Fugett	7	94	13.4	29	0
Truax	4	49	12.3	18	0
Newhouse	1	8	8.0	8	0

COWBOYS	196	2,580	13.2	55t	16
Opponents	187	2,508	13.4	94t	18

INTERCEPTIONS	NO	YDS	AVG	LG	TD
Waters	6	132	22.0	56	1
Harris	3	40	13.3	23	0
Jordan	2	18	9.0	12	0
Green	2	1	0.5	1	0
Lewis	1	15	15.0	15	0
Howley	1	7	7.0	7	0
Renfro	1	0	0.0	0	0

COWBOYS	16	213	13.3	56	1
Opponents	23	302	13.1	45	1

PUNTING	NO	YDS	AVG	TB	IN20	LG	BL	RET
Bateman	51	1,949	38.2	3	4	61	0	36.2

COWBOYS	51	1,949	38.2	3	4	61	0	36.2
Opp.	65	2,636	40.6	7	13	63	0	36.3

PUNT RETURNS	NO	FC	YDS	AVG	LG	TD
Harris	19	16	78	4.1	21	0
Waters	9	7	56	6.2	17	0

COWBOYS	28	23	134	4.8	21	0
Opponents	15	26	41	2.7	14	0

KICKOFF RETURNS	NO	YDS	AVG	LG	TD
Harris	26	615	23.7	44	0
Newhouse	18	382	21.2	30	0
Thomas	2	50	25.0	30	0
Waters	2	18	9.0	18	0
Montgomery	1	15	15.0	15	0
Fugett	1	0	0.0	0	0

COWBOYS	50	1,080	21.6	44	0
Opponents	15	1,272	24.5	55	0

SCORE BY QUARTERS	1	2	3	4	OT	T
COWBOYS	83	101	76	59	0	319
Opponents	25	86	50	79	0	240

FIELD GOALS	7-19	20-29	30-39	40-49	50+
Fritsch	6-6	5-5	3-6	5-13	2-6
COWBOYS	6-6	5-5	3-6	5-13	2-6
Opponents	3-4	4-7	4-5	4-15	0-3

Fritsch: (46M), (54,13.8), (46.9), (40,44M,50M,33M), (57M,39M,42M), (13,12,50M), (48M), (25,47M,31), (27,14,50,32M,38), (42,49M), (23), (42M,29,42,50M), (42M,36,26), (43), (30,42,44M,58M), (45M,24M), (44,26,22,16M,27B,41M), (39,39,50M,41M), (48M,48M), (42,43M,37M), (43M,17), (50B), (34), (47M,42M), (18), (49M), (16), (22M,49,22,26)

SCORING	TDR	TD	TDRI	FG	PAT	S	TP
Fritsch	0	0	0	21/36	36/36	0	99
Garrison	7	3	0	0/0	0/0	0	60
Hill	6	3	0	0/0	0/0	0	54
Sellers	0	5	0	0/0	0/0	0	30
Montgomery	1	1	1a	0/0	0/0	0	18
Alworth	0	2	0	0/0	0/0	0	12
Morton	2	0	0	0/0	0/0	0	12
Ditka	0	1	0	0/0	0/0	0	6
Newhouse	1	0	0	0/0	0/0	0	6
Niland	0	0	1b	0/0	0/0	0	6
Parks	0	1	0	0/0	0/0	0	6
Waters	0	0	1c	0/0	0/0	0	6
COWBOYS	17	16	3	21/36	36/36	2+	319
Opponents	7	18	3*	15/34	27/28	0	240

a 54 fumble return vs. San Diego (11/5)
b fumble recovery in endzone vs. Philadelphia (11/19)
c 28 interception return vs. St. Louis (11/12)
+ Bradley tackled in end zone vs. Philadelphia (11/19)
Smith centered out of end zone vs. Philadelphia (11/19)
* Blount 35 fumble return vs. Pittsburgh (10/8)
Vanderbundt 73 fumble return vs. San Francisco (11/23)
Vanderbundt 21 interception return vs. San Francisco (11/23)

USUAL STARTERS

WR Ron Sellers (8)	LE Larry Cole (7)
Bob Hayes (6)	Tody Smith (6)
LT Ralph Neely	LT Jethro Pugh
LG John Niland	RT Bob Lilly
C Dave Manders	RE Pat Tomany
RG Blaine Nye	LLB Dave Edwards
RT Rayfield Wright	MLB Lee Roy Jordan
TE Mike Ditka	RLB Chuck Howley
WR Lance Alworth (7)	CLB Herb Adderley
Billy Parks (7)	RCB Mel Renfro
QB Craig Morton	SS Cornell Green
RB Calvin Hill	FS Cliff Harris
FB Walt Garrison	

PASSING	ATT	COMP	YDS	PCT	AVG	TD	PCT	PCT	LG	SKS/YDS	RATING	
Morton	339	185	2,396	54.6	7.07	15	4.4	21	6.2	46	23/179	65.9
Staubach	20	9	98	45.0	4.90	0	0.0	2	10.0	21	8/59	20.4
Hill	3	1	55	33.3	18.33	1	33.0	0	0.0	55t	0/0	121.5
Montgomery	3	1	31	33.3	10.33	0	0.0	0	0.0	31	0/0	72.9
Reeves	2	0	0	0.0	0.00	0	0.0	0	0.0	0	0/0	39.6
COWBOYS	367	196	2,580	53.4	7.03	16	4.4	23	6.3	55t	31/238	64.3
Opponents	382	187	2,508	49.0	6.57	18	4.7	16	4.2	94t	32/268	68.5

1973 ★ DALLAS COWBOYS STATISTICS ★ 1973

FIRST PLACE, NFC EAST HEAD COACH: TOM LANDRY

PRESEASON (4-2)

Date	W/L	Score	Opponent	Att.
8/3	W	24-7	@ Los Angeles	75,461
8/11	L	26-27	@ Oakland	53,723
8/18	W	24-14	NEW ORLEANS	61,022
8/23	L	24-27	@ Houston	46,942
9/1	W	27-16	KANSAS CITY	57,468
9/6	W	26-23	MIAMI	61,378

REGULAR SEASON (10-4)

9/16	W	20-17	@ Chicago	55,701
9/24	W	40-3	NEW ORLEANS	53,972
9/30	W	45-10	ST. LOUIS	64,815
10/8	L	7-14	@ Washington	54,314
10/14	L	31-37	@ Los Angeles	81,428
10/21	W	45-28	N.Y. GIANTS	64,898
10/28	L	16-30	@ Philadelphia	65,954
11/4	W	38-10	CINCINNATI	58,802
11/11	W	23-10	@ N.Y. Giants	70,128
11/18	W	31-10	PHILADELPHIA	61,985
11/22	L	7-14	MIAMI	64,100
12/2	W	22-7	@ Denver	51,706
12/9	W	27-10	WASHINGTON	64,458
12/16	W	30-3	@ St. Louis	43,946

1973 DIVISIONAL PLAYOFF

12/23	W	27-16	LOS ANGELES	64,291
-------	---	-------	-------------	--------

1973 NFC CHAMPIONSHIP GAME

12/30	L	10-27	MINNESOTA	64,524
-------	---	-------	-----------	--------

RUSHING	ATT	YDS	AVG	LG	TD
Hill	273	1,142	4.2	21	6
Garrison	105	440	4.2	33	6
Newhouse	84	436	5.2	54	1
Staubach	46	250	5.4	18	3
Strayhorn	11	62	5.6	24	1
Fugett	1	34	34.0	34	0
Stowe	3	28	9.3	14	0
Robinson	2	17	8.5	11	0
Pinder	12	15	1.3	5	0
DuPre	2	2	1.0	6	0
Richards	1	2	2.0	2	0
Morton	1	0	0.0	0	0
Montgomery	1	-10	-10.0	-10	0

COWBOYS	542	2,418	4.5	54	17
Opponents	435	1,471	3.4	25	5

RECEIVING	ATT	YDS	AVG	LG	TD
Hill	32	290	9.1	29	0
DuPre	29	392	13.5	40	5
Garrison	26	273	10.5	53	2
Stowe	23	389	16.9	45	6
Pearson	22	388	17.6	40	2
Hayes	22	360	16.4	47	3
Montgomery	14	164	11.7	32	3
Fugett	9	168	18.7	48	3
Newhouse	9	87	9.7	38	1
Richards	6	91	15.2	53	1
COWBOYS	192	2,602	13.6	53	26
Opponents	187	2,301	12.3	80	15

INTERCEPTIONS	NO	YDS	AVG	LG	TD
Jordan	6	78	13.0	31	1
Waters	5	112	22.4	44	0
Renfro	2	65	32.5	35	1
Harris	2	9	4.5	5	0
Toomay	1	35	35.0	35	0
B. Barnes	1	1	1.0	1	0
Washington	1	0	0.0	0	0
COWBOYS	18	300	16.7	44	2
Opponents	16	151	9.4	29	1

PUNTING	NO	YDS	AVG	TB/IN20	LG	BL	NET
Bateman	55	2,290	41.6	3	4	62	2 36.2
Montgomery	4	158	39.5	0	0	48	0 38.3
COWBOYS	59	2,448	41.5	3	4	62	2 37.9
Opp.	70	2,756	39.4	7	12	78	2 34.9

PUNT RETURNS	NO	FC	YDS	AVG	LG	TD
Richards	21	18	139	6.6	46	0
Harris	3	3	20	6.7	12	0
Pearson	2	0	13	6.5	13	0
Montgomery	2	0	2	1.0	3	0
COWBOYS	28	21	174	6.2	46	0
Opponents	29	7	152	5.2	59	1

KICKOFF RETURNS	NO	YDS	AVG	LG	TD
Pearson	7	155	22.1	26	0
Montgomery	6	175	29.2	63	0
Harris	6	148	24.7	33	0
Robinson	4	86	21.5	28	0
Newhouse	3	62	20.7	26	0
Richards	3	44	14.7	20	0
Strayhorn	2	44	22.0	25	0
Walton	1	11	11.0	11	0
Washington	1	0	0.0	0	0
COWBOYS	33	725	22.0	63	0
Opponents	53	1,310	24.9	53	0

SCORE BY QUARTERS	1	2	3	4	OT	T
COWBOYS	73	108	79	122	0	382
Opponents	47	64	33	59	0	203

FIELD GOALS	7-19	20-29	30-39	40-49	50+
Fritsch	0-0	6-7	2-6	0-3	0-2
Clark	10-10	0-1	1-1	0-0	0-0
COWBOYS	10-10	6-8	3-7	0-3	0-2
Opponents	4-5	3-7	6-10	1-6	0-2

Fritsch: (25,368,11),(27),(24),(398,388),(8),(18),
(1),(34,43M),(13,37,17),(23),(49M,42M),
(55M,53M,21,18),(30M,9,27),(18,13,26M,
17)
Clark: (1),(1),(1),(1),(1),(33,238),(1),(1),(1),(1),(1),
Opponents: (33),(9,38M,17B),(16,52M),(53B,44,
30),(49M,27,37,35),(1),(7,21M,37B,35,
32),(29),(43),(17,48M),(41B),(29),
(23M,28M,37M),(33,49M)

SCORING	TD	R	TD	FG	PAT	S	TP
Garrison	6	2	0	0/0	0/0	0	48
Hill	6	0	0	0/0	0/0	0	36
Stowe	0	6	0	0/0	0/0	0	36
DuPre	0	5	0	0/0	0/0	0	30
Hayes	0	3	0	0/0	0/0	0	18
Staubach	3	0	0	0/0	0/0	0	18
Fugett	0	3	0	0/0	0/0	0	18
Montgomery	0	3	0	0/0	0/0	0	18
Newhouse	1	1	0	0/0	0/0	0	12
Pearson	0	2	0	0/0	0/0	0	12
Lewis	0	0	1a	0/0	0/0	0	6
Jordan	0	0	1b	0/0	0/0	0	6
Richards	0	1	0	0/0	0/0	0	6
Strayhorn	1	0	0	0/0	0/0	0	6
Renfro	0	0	1c	0/0	0/0	0	6
Clark	0	0	0	1/2	1/2	0	4
Bateman	0	0	0	0/0	1/1+	0	1
COWBOYS	17	26	3	19/30	45/46	2+ 382	
Opponents	5	15	3	14/30	23/23	0 203	

a blocked punt recovery in end zone vs. N.Y. Giants (10/21)

b 31 interception return vs. Cincinnati (11/4)

c 30 interception return vs. L.A. Rams (10/14)

+ Barnes tackled O'Neal in end zone on punt vs. New Orleans (9/24)

* Barnes tackled Van Heusen in end zone vs. Denver (12/2)

* Hill 59 punt return vs. Chicago (9/16)

Owens 26 interception return vs. Washington (10/8)

Stone 2 blocked punt return vs. Washington (12/9)

USUAL STARTERS

WR Bob Hayes	LE Larry Cole
LT Ralph Neely	LT Jethro Pugh
LG John Niland	RT Bob Lilly
C John Fitzgerald	RE Pat Toomay
RG Blaine Nye	LLB Dave Edwards
RT Ray Field Wright	MLB Lee Roy Jordan
TE Billy Joe DuPre	RLB D.D. Lewis
WR Otto Stowe (7)	LCB Charlie Waters
Drew Pearson (6)	RCB Mel Renfro
QB Roger Staubach	SS Cornell Green
RB Calvin Hill	FS Cliff Harris
FB Walt Garrison (8)	
Robert Newhouse (6)	

TEAM STATISTICS	DALLAS	OPP
FIRST DOWNS	281	208
Rushing	139	83
Passing	127	106
Penalty	15	19
Third Down-Made/Att	77/203	67/201
Third Down Efficiency	37.9	33.3
Fourth Down-Made/Att	9/13	4/9
TOTAL NET YARDS	4,751	3,466
Av. Per Game	339.4	247.6
Total Plays	906	827
Av. Per Play	5.2	4.2
NET YARDS RUSHING	2,418	1,471
Av. Per Game	172.7	105.1
Total Rushes	542	435
Av. Per Rush	4.5	3.4
NET YARDS PASSING	2,333	1,995
Sacked/Yards Lost	43/269	40/306
Gross Yards	2,602	2,301
Attempts/Completions	321/192	352/187
Pct. of Completions	59.8	53.1
Had Intercepted	16	18
PUNTS/AVERAGE	59/41.5	70/39.4
Net Punting Average	37.9	34.9
PUNT RET./AVG.	28/6.2	29/5.2
KICKOFF RET./AVG.	32/22.4	53/24.9
INT./AVG. RET.	18/16.7	16/9.4
PENALTIES/YARDS	83/762	52/516
FUMBLES/BALL LOST	25/12	44/23
TOUCHDOWNS	46	23
Rushing	17	5
Passing	26	15
Returns	3	3
EXTRA POINTS/ATTEMPTS	45/46	23/23
FIELD GOALS/ATTEMPTS	19/30	14/30

PASSING	ATT	COMP	YDS	PCT	AVG	TD	INT	PCT	INT	LG	SKS/YDS	RATING
Staubach	286	179	2,428	62.6	8.49	23	8.0	15	5.2	53	43/269	94.6
Morton	32	13	174	40.6	5.44	3	9.4	1	3.1	53t	0/0	77.0
Montgomery	1	0	0	0.0	0.00	0	0.0	0	0.0	0	0/0	0.0
Hill	1	0	0	0.0	0.00	0	0.0	0	0.0	0	0/0	0.0
Garrison	1	0	0	0.0	0.00	0	0.0	0	0.0	0	0/0	0.0
COWBOYS	321	192	2,602	59.8	8.11	26	8.1	16	4.9	53t	43/269	92.3
Opponents	352	187	2,301	53.1	6.54	15	4.2	18	5.1	80t	40/306	66.3

PASSING	ATT	COMP	YDS	PCT	AVG	TD	PCT	INT	PCT	LG	SKS/YDS	RATING
Staubach	360	190	2,552	52.8	7.09	11	3.1	15	4.2	58t	45/309	68.5
Longley	21	12	209	57.1	9.95	2	9.5	0	0.0	50t	2/18	77.0
Pearson	1	1	46	100.0	46.00	1	100.0	0	0.0	46t	0/0	158.3
Carrell	1	1	37	100.0	37.00	0	0.0	0	0.0	37	0/0	118.8
Morton	2	2	12	100.0	6.00	0	0.0	0	0.0	15	0/0	91.7
COWBOYS	385	206	2,856	53.5	7.42	14	3.6	15	3.9	58t	47/327	66.8
Opponents	349	178	2,451	51.0	7.02	17	4.9	13	3.7	58t	47/332	74.7

1975 ★ DALLAS COWBOYS STATISTICS ★ 1975

SECOND PLACE NFC EAST HEAD COACH: TOM LANDRY

PRESEASON (2-4)

Date	W/L	Score	Opponent	Att.
8/9	L	7-35	@ Los Angeles	62,843
8/18	L	20-26	@ Kansas City	35,630
8/23	L	13-16	MINNESOTA	45,395
8/30	W	17-14	@ Houston	46,951
9/5	L	20-31	OAKLAND	39,562
9/13	W	17-16	PITTSBURGH	43,186

REGULAR SEASON (10-4)

9/21	W	18-7	LOS ANGELES	49,091
9/28	W	37-31	ST. LOUIS (OT)	52,417
10/6	W	36-10	@ Detroit	79,784
10/12	W	13-7	@ N.Y. Giants	56,511
10/19	L	17-19	GREEN BAY	64,934
10/26	W	20-17	@ Philadelphia	64,889
11/2	L	24-30	(OT) @ Wash.	55,004
11/10	L	31-34	KANSAS CITY	63,539
11/16	W	34-31	@ New England	60,905
11/23	W	27-17	PHILADELPHIA	57,893
11/30	W	14-3	N.Y. GIANTS	53,299
12/7	L	17-31	@ St. Louis	49,701
12/13	W	31-10	WASHINGTON	61,091
12/21	W	31-21	@ N.Y. Jets	37,279

1975 DIVISIONAL PLAYOFF

12/28	W	17-14	@ Minnesota	48,341
-------	---	-------	-------------	--------

1975 NFC CHAMPIONSHIP GAME

1/4/76	W	37-7	@ Los Angeles	84,483
--------	---	------	---------------	--------

SUPER BOWL X

(Miami)

1/18/76L	17-21	Pittsburgh	80,187
----------	-------	------------	--------

TEAM STATISTICS

	DALLAS	OPP
FIRST DOWNS	288	234
Rushing	132	100
Passing	142	113
Penalty	14	21
Third Down-Made/Att.	97/218	84/211
Third Down Efficiency	44.4	39.8
Fourth Down-Made/Att.	4/10	6/11
TOTAL NET YARDS	5,025	3,739
Avg. Per Game	358.9	267.1
Total Plays	986	888
Avg. Per Play	5.1	4.2
NET YARDS RUSHING	2,432	1,699
Avg. Per Game	173.7	121.4
Total Rushes	571	474
Avg. Per Rush	4.3	3.6
NET YARDS PASSING	2,593	2,040
Sacked/Yards Lost	39/242	41/288
Gross Yards	2,835	2,328
Attempts/Completions	376/207	373/162
Pct. of Completions	55.1	43.4
Had Intercepted	17	25
PUNTS/AVERAGE	68/39.4	82/39.6
Net Punting Average	33.2	34.1
PUNT RET./AVG.	32/9.8	37/7.1
KICKOFF RET./AVG.	54/21.4	66/23.9
INT./AVG. RET.	25/13.8	17/11.9
PENALTIES/YARDS	94/715	63/639
FUMBLES/BALL LOST	25/18	43/19
TOUCHDOWNS	41	33
Rushing	17	13
Passing	19	19
Returns	5	1
EXTRA POINTS/ATTEMPTS	38/40	31/32
FIELD GOALS/ATTEMPTS	22/35	13/18

RUSHING	ATT	YDS	AVG	LG	TD
Newhouse	209	930	4.4	29	2
P. Pearson	133	509	3.8	32	2
Dennison	111	383	3.5	27	7
Staubach	55	316	5.7	17	4
Young	50	225	4.5	29	2
Richards	3	18	6.0	11	0
Hoopes	1	13	13.0	13	0
Longley	3	12	4.0	7	0
D. Pearson	1	11	11.0	11	0
Laidlaw	3	10	3.3	10	0
DuPree	1	3	3.0	3	0
Fugett	1	2	2.0	2	0

COWBOYS	571	2,432	4.3	32	17
Opponents	474	1,699	3.6	39	13

RECEIVING	ATT	YDS	AVG	LG	TD
D. Pearson	46	822	17.9	46t	8
Fugett	38	488	12.8	54t	3
Newhouse	34	275	8.1	23	0
P. Pearson	27	351	13.0	49	2
Richards	21	451	21.5	62	4
Young	18	184	10.2	42t	1
Laidlaw	11	100	9.1	25	0
DuPree	9	138	15.3	28	1
Dennison	2	5	2.5	4	0
Breunig	1	21	21.0	21	1

COWBOYS	207	2,835	13.7	62	19
Opponents	162	2,318	14.3	80t	19

INTERCEPTIONS	NO	YDS	AVG	LG	TD
Jordan	6	80	13.3	38	0
Renfro	4	70	17.5	22	0
Washington	4	26	6.5	23	0
Harris	3	58	19.3	27t	1
Waters	3	55	18.3	35	1
Hughes	2	33	16.5	33t	1
Peterson	1	19	19.0	19	0
Gregory	1	3	3.0	3	0
Jones	1	2	2.0	2	0

COWBOYS	25	346	13.8	38	3
Opponents	17	203	11.9	31	0

PUNTING	NO	YDS	AVG	TB IN20	LG	BL	NET
Hoopes	68	2,676	39.4	8	15	55	1 33.2
COWBOYS	68	2,676	39.4	8	15	55	1 33.2
Opp.	82	3,247	39.6	7	20	64	1 34.1

PUNT RETURNS	NO	FC	YDS	AVG	LG	TD
Richards	28	13	288	10.3	43t	1
Woosley	4	2	25	6.3	15	0
COWBOYS	32	15	313	9.8	43t	1
Opponents	37	8	261	7.1	34	0

KICKOFF RETURNS	NO	YDS	AVG	LG	TD
P. Pearson	16	391	24.4	42	0
Dennison	13	262	20.2	27	0
Woosley	12	247	20.6	29	0
Henderson	4	130	32.5	97t	1
Young	3	54	18.0	29	0
P. Howard	2	51	25.5	31	0
Breunig	2	13	6.5	7	0
Peterson	1	10	10.0	10	0
Waters	1	0	0.0	0	0
COWBOYS	54	1,158	21.4	97t	1
Opponents	66	1,578	23.9	73	0

PASSING	ATT	COMP	YDS	PCT	AVG	TD	PCT	PCT
Staubach	348	198	2,666	56.9	7.66	17	4.9	16
Longley	23	7	102	30.4	4.43	1	4.3	1
Newhouse	2	1	46	50.0	23.00	1	50.0	0
Hoopes	3	1	21	33.3	7.00	0	0.0	0
COWBOYS	376	207	2,835	55.1	7.54	19	5.1	17
Opponents	373	162	2,328	43.4	6.24	19	5.1	25

SCORE BY QUARTERS	1	2	3	4	OT	T
COWBOYS	36	115	88	105	6	350
Opponents	57	68	51	86	6	268

FIELD GOALS	11-19	20-29	30-39	40-49	50+
Fritsch	2-2	13-14	4-9	3-9	0-1
COWBOYS	2-2	13-14	4-9	3-9	0-1
Opponents	0-0	8-10	1-1	3-5	1-2

Fritsch:	(32M,25.28M,39.19,31),(40,45B,39M),
	(21.20.39),(24.22.32M),(50M,24),(20.49M,
	41M,42),(33.43M,38M),(42B,21),(43.26),
	(26.45M,20),(37M),(23),(19),(22)
Opponents:	(1),(28),(21),(1),(24.29),(28),(43.29M,
	45M),(51.44.54B),(29),(49M,23.22B),
	(35),(27),(48),(1)

SCORING	TDR	TDP	TDR1	FG	PAT	S	TP
Fritsch	0	0	0	22/35	38/40	0	104
D. Pearson	0	8	0	0/0	0/0	4	42
Dennison	7	0	0	0/0	0/0	0	42
Richards	0	4	1a	0/0	0/0	0	30
P. Pearson	2	2	0	0/0	0/0	0	24
Staubach	4	0	0	0/0	0/0	0	24
Fugett	0	3	0	0/0	0/0	0	18
Young	2	1	0	0/0	0/0	0	18
Newhouse	2	0	0	0/0	0/0	0	12
DuPree	0	1	0	0/0	0/0	0	6
Harris	0	0	1b	0/0	0/0	0	6
Henderson	0	0	1c	0/0	0/0	0	6
Hughes	0	0	1d	0/0	0/0	0	6
Waters	0	0	1e	0/0	0/0	0	6
COWBOYS	17	19	5	22/35	38/40	0	350
Opponents	13	19	1	13/18	31/32	0	268

- a 43 punt return vs. Philadelphia (10/26)
b 27 interception return vs. Washington (11/2)
c 97 kickoff return vs. St. Louis (9/28)
d 33 interception return vs. N.Y. Jets (12/21)
e 20 interception return vs. Washington (12/13)
* Matuszak fumble recovery in end zone vs. Kansas City (11/10)

USUAL STARTERS

WR Golden Richards	LE Ed Jones
LT Ralph Neely	LT Jethro Pugh
LG Burton Lawless (10)	RT Larry Cole (8)
Herb Scott (4)	Bill Gregory (6)
C John Fitzgerald	RE Harvey Martin
RG Blaine Nye	LLB Dave Edwards
RT Rayfield Wright	MLB Lee Roy Jordan
TE Jean Fugett (9)	RLB D.D. Lewis
Billy Joe DuPree (5)	LCB Mark Washington
WR Drew Pearson	RCB Mel Renfro
QB Roger Staubach	SS Charlie Waters
RB Preston Pearson (10)	FS Cliff Harris
Doug Dennison (3)	
FB Robert Newhouse	

1976 ★ DALLAS COWBOYS STATISTICS ★ 1976

FIRST PLACE NFC EAST
HEAD COACH: TOM LANDRY

PRESEASON (3-3)			
Date	W/L	Score	Opponent
7/31	L	14-17	@ Oakland
8/7	L	14-26	@ Los Angeles
8/14	L	9-13	DENVER
8/21	W	36-16	Detroit @ Memphis
8/28	W	20-10	PITTSBURGH
9/4	W	26-20	HOUSTON (OT)
REGULAR SEASON (11-3)			
9/12	W	27-7	PHILADELPHIA
9/19	W	24-6	@ New Orleans
9/26	W	30-27	BALTIMORE
10/3	W	28-13	@ Seattle
10/10	W	24-14	@ N. Y. Giants
10/17	L	17-21	@ St. Louis
10/24	W	31-21	CHICAGO
10/31	W	20-7	@ Washington
11/7	W	9-3	N.Y. GIANTS
11/15	W	17-10	BUFFALO
11/21	L	10-17	@ Atlanta
11/25	W	19-14	ST. LOUIS
12/5	W	26-7	@ Philadelphia
12/12	L	14-27	WASHINGTON

1976 DIVISIONAL PLAYOFF

12/19	L	12-14	LOS ANGELES	62,436
-------	---	-------	-------------	--------

RUSHING	ATT	YDS	AVG	LG	TD
Dennisson	153	542	3.5	14	6
Newhouse	116	450	3.9	24	3
Laidlaw	94	424	4.5	28	3
P. Pearson	68	233	3.4	21	1
Young	48	208	4.3	24	0
Staubach	43	184	4.3	18	3
DuPree	7	50	7.1	13	0
D. Pearson	2	20	10.0	11	0
Saldi	1	19	19.0	19	0
D. White	6	17	2.8	14	0
COWBOYS	538	2,147	4.0	28	16
Opponents	484	1,821	3.8	35	12
RECEIVING	NO	YDS	AVG	LG	TD
D. Pearson	58	806	13.9	40	6
DuPree	42	680	16.2	38	2
Laidlaw	38	325	8.6	26	1
P. Pearson	23	316	13.7	30	2
Richards	19	414	21.8	56	3
Newhouse	15	86	5.7	16	0
Young	11	134	12.2	25	1
Dennisson	8	67	8.4	33	0
Johnson	5	84	16.8	43	2
Barnes	1	43	43.0	43	0
Reece	1	6	6.0	6	0
Saldi	1	6	6.0	6	0
COWBOYS	222	2,967	13.4	56	17
Opponents	187	2,236	12.0	54	12

INTERCEPTIONS	NO	YDS	AVG	LG	TD
Washington	4	49	12.3	22	0
Harris	3	32	10.7	29	0
Renfro	3	23	7.7	23	0
Waters	3	6	2.0	5	0
Barnes	1	23	23.0	23	0
Hughes	1	0	0.0	0	0
Martin	1	0	0.0	0	0
COWBOYS	16	133	8.3	29	0
Opponents	13	155	11.9	37	1

PUNTING	NO	YDS	AVG	TB	IN	LG	BL	NET
D. White	70	2,690	38.4	12	13	54	0	31.4
Herrera	2	49	24.5	0	2	27	0	24.5
COWBOYS	72	2,739	38.0	12	15	54	0	31.2
Opp.	92	3,681	40.0	14	16	58	2	31.7

PUNT RETURNS	NO	FC	YDS	AVG	LG	TD
Johnson	45	11	489	10.9	55	0
Waters	0	1	0	0.0	0	0
COWBOYS	45	12	489	10.9	55	0
Opponents	28	9	252	9.0	59	0

KICKOFF RETURNS	NO	YDS	AVG	LG	TD
Johnson	28	693	24.8	74	0
Jensen	13	313	24.1	35	0
Saldi	1	9	9.0	9	0
Henderson	0	12	12.0	12	0
COWBOYS	42	1,027	24.5	74	0
Opponents	62	1,275	20.6	35	0

SCORE BY QUARTERS	1	2	3	4	OT	T
COWBOYS	49	117	65	65	0	296
Opponents	17	58	34	85	0	194

FIELD GOALS	11-19	20-29	30-39	40-49	50+
Herrera	1-1	8-8	6-8	3-5	0-1
COWBOYS	1-1	8-8	6-8	3-5	0-1
Opponents	1-1	5-5	1-2	0-3	0-1

Herrera: (37,46),(25),(37,18,32),(508,39M),(24,44M),(35),(22),(37,21),(22,30,20),(31M,43),(23),(41M,42),(21),(1)
Opponents: (45M),(55M),(44M,30,24),(1),(24B),(1),(1),(19),(44M,22),(21),(1),(1),(25,27)

SCORING	TDR	TDP	TDR1	FG	PAT	S	TP
Herrera	0	0	0	18/23	34/34	0	88
D. Pearson	0	6	1a	0/0	0/0	0	42
Dennisson	6	0	0	0/0	0/0	0	36
Laidlaw	3	1	1	0/0	0/0	0	24
Newhouse	3	0	0	0/0	0/0	0	18
P. Pearson	1	2	0	0/0	0/0	0	18
Richards	0	3	0	0/0	0/0	0	18
Staubach	3	0	0	0/0	0/0	0	18
DuPree	0	2	0	0/0	0/0	0	12
Johnson	0	2	0	0/0	0/0	0	12
Young	0	1	0	0/0	0/0	0	6
Henderson	0	0	0	0/0	0/0	1	2
Kyle	0	0	0	0/0	0/0	1s	2
COWBOYS	16	17	1	18/23	34/34	2	296
Opponents	12	12	1*	7/12	23/25	0	194

a Fumble recovery in end zone vs. New Orleans (9/19)

+ Blocked punt out of end zone vs. St. Louis (11/25)

\$ Blocked punt out of end zone vs. Philadelphia (12/5)

* Hartenstein 12 interception return vs. Chicago (10/24)

USUAL STARTERS

WR Golden Richards (9)	LE Ed Jones
Jay Saldi (3)	LT Jethro Pugh
LT Ralph Neely	RT Larry Cole (8)
LG Herb Scott (10)	Bill Gregory (6)
Burton Lawless (4)	RE Harvey Martin
C John Fitzgerald	LLB Bob Breung
RG Blaine Nye	MLB Lee Roy Jordan
RT Rayfield Wright	RLB D.D. Lewis
TE Billy Joe DuPree	LCB Benny Barnes
WR Drew Pearson	RCB Mel Renfro (9)
QB Roger Staubach	Mark Washington (5)
RB Doug Dennisson	SS Charlie Waters
FB Scott Laidlaw (7)	FS Cliff Harris
Robert Newhouse (7)	

PASSING	ATT	COMP	YDS	PCT	AVG	TD	PCT	PCT	LG	SKS	YDS	RATING
Staubach	369	208	2,715	56.4	7.36	14	3.8	11	3.0	53	29/215	79.9
D. White	20	13	213	65.0	10.65	2	10.0	2	10.0	56	1/15	94.4
D. Pearson	1	1	39	100.0	39.00	1	100.0	0	0.0	39	0/0	118.8
COWBOYS	390	222	2,967	56.9	7.61	17	4.4	13	3.3	56	30/230	82.1
Opponents	391	187	2,236	47.8	5.72	12	3.1	16	4.1	54	44/327	59.0

1977 ★ DALLAS COWBOYS STATISTICS ★ 1977

FIRST PLACE NFC EAST HEAD COACH: TOM LANDRY

PRESEASON (3-3)

Date	W/L	Score	Opponent	Att.
8/6	W	34-14	SAN DIEGO	59,504
8/13	L	17-23	@ Seattle (OT)	56,829
8/20	L	14-20	MIAMI	58,780
8/27	W	23-21	BALTIMORE	54,835
9/3	L	14-23	@ Houston	49,777
9/8	W	30-0	PITTSBURGH	49,824

REGULAR SEASON (12-2)

9/18	W	16-10	@ Minnesota (OT)	47,678
9/25	W	41-21	N.Y. GIANTS	64,215
10/2	W	23-7	TAMPA BAY	55,316
10/9	W	30-24	@ St. Louis	50,129
10/16	W	34-16	WASHINGTON	62,115
10/23	W	16-10	@ Philadelphia	65,507
10/30	W	37-0	DETROIT	63,160
11/6	W	24-10	@ N. Y. Giants	74,532
11/14	L	17-24	ST. LOUIS	64,038
11/20	L	13-28	@ Pittsburgh	49,761
11/27	W	14-7	@ Washington	55,031
12/4	W	24-14	PHILADELPHIA	60,289
12/12	W	42-35	@ San Francisco	55,848
12/18	W	14-6	DENVER	63,752

1977 DIVISIONAL PLAYOFF

12/26	W	37-7	CHICAGO	62,920
-------	---	------	---------	--------

1977 NFC CHAMPIONSHIP GAME

1/1/78	W	23-6	MINNESOTA	61,968
--------	---	------	-----------	--------

SUPER BOWL XII (New Orleans)

1/15/78	W	27-10	Denver	76,400
---------	---	-------	--------	--------

TEAM STATISTICS

	DALLAS	OPP
FIRST DOWNS	272	205
Rushing	118	88
Passing	136	94
Penalty	18	23
Third Down-Made/Att.	90/213	69/207
Third Down Efficiency	42.3	33.3
Fourth Down-Made/Att.	3/5	10/16
TOTAL NET YARDS	4,812	3,213
Avg. Per Game	343.7	229.5
Total Plays	969	880
Avg. Per Play	5.0	3.7
NET YARDS RUSHING	2,369	1,651
Avg. Per Game	169.2	117.9
Total Rushes	564	457
Avg. Per Rush	4.2	3.6
NET YARDS PASSING	2,443	1,562
Sacked/Yards Lost	33/246	53/429
Gross Yards	2,689	1,991
Attempts/Completions	372/215	370/154
Pct. of Completions	57.8	41.6
Had Intercepted	10	21
PUNTS/AVERAGE	83/38.7	103/37.1
Net Punting Average	32.4	31.1
PUNT RET./AVG.	61/8.9	36/7.8
KICKOFF RET./AVG.	44/24.3	71/22.7
INT./AVG. RET.	21/10.9	10/18.4
PENALTIES/YARDS	106/865	78/731
FUMBLE/BALL LOST	26/14	22/10
TOUCHDOWNS	42	26
Rushing	21	9
Passing	18	14
Returns	3	3
EXTRA POINTS/ATTEMPTS	39/41	26/26
FIELD GOALS/ATTEMPTS	18/29	10/15
AVG. TIME OF POSS.	32:37	27:23

RUSHING	ATT	YDS	AVG	LG	TD
Dorsett	208	1,007	4.8	84	12
Newhouse	180	721	4.0	29	3
P. Pearson	89	341	3.8	22	1
Staubauch	51	171	3.4	33	3
Dennison	12	60	5.0	17	1
Brinson	8	28	3.5	20	1
D. Pearson	2	22	11.0	11	0
Laidlaw	9	15	1.7	8	0
DuPre	3	9	3.0	7	0
D. White	1	-2	-2.0	-2	0
Johnson	1	-3	-3.0	-3	0

COWBOYS	564	2,369	4.2	84	21
Opponents	457	1,651	3.6	62	9

RECEIVING	ATT	YDS	AVG	LG	TD
D. Pearson	48	870	18.1	67	2
P. Pearson	46	535	11.6	36	4
Dorsett	29	273	9.4	23	1
DuPre	28	347	12.4	23	3
Richards	17	225	13.2	50	3
Newhouse	16	106	6.6	41	1
Johnson	12	135	11.3	22	1
Saldi	11	108	9.8	23	2
Laidlaw	5	60	12.0	18	1
Hill	2	21	10.5	12	0
Dennison	1	9	9.0	9	0

COWBOYS	215	2,689	12.5	67	18
Opponents	154	1,991	12.9	60	14

INTERCEPTIONS	NO	YDS	AVG	LG	TD
Harris	5	7	1.4	7	0
Henderson	3	79	26.3	79	1
Waters	3	11	3.7	6	0
Washington	2	32	16.0	21	0
Renfro	2	28	14.0	25	0
Hughes	2	19	9.5	11	0
Lewis	1	29	29.0	29	0
Breunig	1	15	15.0	15	0
Kyle	1	9	9.0	9	0
Hegman	1	0	0.0	0	0
COWBOYS	21	229	10.9	79	1
Opponents	10	184	18.4	48	0

PUNTING	NO	YDS	AVG	TB	IN20	LG	BL	NET
D. White	81	3,171	39.6	10	25	57	1	33.2
Herrera	2	44	22.0	0	2	28	0	22.0
COWBOYS	83	3,215	38.7	10	27	57	1	32.4
Opp.	103	3,825	37.1	4	10	65	0	31.1

PUNT RETURNS	NO	FC	YDS	AVG	LG	TD
Johnson	50	15	423	8.5	38	0
Hill	10	1	124	12.4	29	0
Harris	1	0	-2	-2.0	-2	0
COWBOYS	61	16	545	8.9	38	0
Opponents	36	8	280	7.8	68	1

KICKOFF RETURNS	NO	YDS	AVG	LG	TD
Johnson	22	536	24.4	64	0
Brinson	17	409	24.1	41	0
Hill	3	64	21.3	29	0
Dennison	1	30	30.0	30	0
Henderson	1	8	8.0	8	0
DuPre	0	24	24.0	24	0
COWBOYS	44	1,071	24.3	64	0
Opponents	71	1,614	22.7	48	0

PASSING	ATT	COMP	YDS	PCT	AVG	ATT	TD	PCT	INT	PCT	INT	LG	SKS/YDS	RATING
Staubauch	361	210	2,620	58.2	7.26		18	5.0	9	2.5	67	30/219	87.1	
D. White	10	4	35	40.0	3.50		0	0.0	1	10.0	12	2/15	45.8	
Dorsett	1	1	34	100.0	34.00		0	0.0	0	0.0	34	0/0	118.8	
Watters	0	0	0	0.0	0.00		0	0.0	0	0.0	0	1/12	42.3	
COWBOYS	372	215	2,689	57.8	7.23		18	4.8	10	2.7	67	33/246	85.1	
Opponents	370	154	1,991	41.6	5.38		14	3.8	21	5.7	60	53/429	48.0	

SCORE BY QUARTERS	1	2	3	4	OT	T
COWBOYS	64	129	53	93	6	345
Opponents	33	73	69	37	0	212

FIELD GOALS	11-19	20-29	30-39	40-49	50+
Herrera	2-2	5-7	4-8	6-11	1-1
COWBOYS	2-2	5-7	4-8	6-11	1-1
Opponents	0-0	3-3	4-5	1-4	2-3

Herrera: (40.27M), (37.41, 38B), (32.31M, 19.20), (29.46M, 40.44), (44B, 44.52), (34M, 49M, 18), (21.45, 30), (35), (21), (1), (1), (24), (49M), (38M, 35M, 28M)
Opponents: (31M, 35), (1), (1), (32), (25, 40.53), (32), (1), (50M, 51), (26), (1), (41M, 40M, 43M), (1), (1), (22, 37)

SCORING	TDR	TDP	TDR1	FG	PAT	S	TP
Herrera	0	0	0	18/29	39/41	0	93
Dorsett	12	1	0	0/0	0/0	0	78
P. Pearson	1	4	0	0/0	0/0	0	30
Newhouse	3	1	0	0/0	0/0	0	24
DuPre	0	3	0	0/0	0/0	0	18
Richards	0	3	0	0/0	0/0	0	18
Saldi	0	2	1a	0/0	0/0	0	18
Staubauch	3	0	0	0/0	0/0	0	18
D. Pearson	0	2	0	0/0	0/0	0	12
Brinson	1	0	0	0/0	0/0	0	6
Dennison	1	0	0	0/0	0/0	0	6
Henderson	0	0	1b	0/0	0/0	0	6
Johnson	0	1	0	0/0	0/0	0	6
Laidlaw	0	1	0	0/0	0/0	0	6
Waters	0	0	1c	0/0	0/0	0	6
COWBOYS	21	18	3	18/29	39/41	0	345
Opponents	9	14	3*	10/15	26/26	0	212

a 8 fumble return vs. N. Y. Giants (11/6)
b 79 interception return vs. Tampa Bay (10/2)
c 17 blocked punt return vs. Philadelphia (10/23)
* Hammond 68 punt return vs. N. Y. Giants (9/25)
Wood 37 fumble return vs. Tampa Bay (10/2)
Davis 35 fumble return vs. St. Louis (10/9)

USUAL STARTERS

WR	Golden Richards	LE	Ed Jones
LT	Ralph Neely	LT	Jethro Pugh
LG	Herb Scott (10)	RT	Randy White
	Burton Lawless (4)	RE	Harvey Martin
C	John Fitzgerald	LLB	Thomas Henderson
RG	Tom Rafferty	MLB	Bob Breunig
TE	Pat Donovan	RLB	D.D. Lewis
RT	Billy Joe DuPre	LCB	Benny Barnes
WR	Drew Pearson	RCB	Aaron Kyle (10)
QB	Roger Staubauch		Mark Washington (4)
RB	Preston Pearson (10)	SS	Charlie Waters
	Tony Dorsett (4)	FS	Cliff Harris
FB	Robert Newhouse		

1978 ★ DALLAS COWBOYS STATISTICS ★ 1978

FIRST PLACE, NFC EAST
HEAD COACH: TOM LANDRY

PRESEASON (3-1)

Date	W/L	Score	Opponent	Att.
8/5	W	41-24	SAN FRANCISCO	63,736
8/12	W	21-14	@ Denver	74,619
8/19	L	13-27	HOUSTON	62,242
8/26	W	16-13	PITTSBURGH	59,747

REGULAR SEASON (12-4)

Date	W/L	Score	Opponent	Att.
9/4	W	38-0	BALTIMORE	64,224
9/10	W	34-24	@ N.Y. Giants	73,265
9/17	L	14-27	@ Los Angeles	65,749
9/24	W	21-12	ST. LOUIS	62,760
10/2	L	5-9	@ Washington	55,031
10/8	W	24-3	N.Y. GIANTS	63,420
10/15	W	24-21	@ St. Louis (OT)	48,991
10/22	W	14-7	PHILADELPHIA	60,525
10/26	L	10-21	MINNESOTA	61,848
11/5	L	16-23	@ Miami	69,414
11/12	W	42-14	@ Green Bay	55,256
11/19	W	27-7	NEW ORLEANS	57,920
11/23	W	37-10	WASHINGTON	64,905
12/3	W	17-10	NEW ENGLAND	63,263
12/10	W	31-13	@ Philadelphia	64,667
12/17	W	30-7	@ N.Y. Jets	52,532

1978 DIVISIONAL PLAYOFF

12/30	W	27-20	ATLANTA	60,338
-------	---	-------	---------	--------

1978 NFC CHAMPIONSHIP GAME

1/7/79	W	28-0	@ Los Angeles	67,470
--------	---	------	---------------	--------

SUPER BOWL XIII

(Miami)				
1/21/79	L	31-35	Pittsburgh	78,656

TEAM STATISTICS

	DALLAS	OPP
FIRST DOWNS	342	232
Rushing	146	83
Passing	167	128
Penalty	29	21
Third Down-Made/Att.	118/235	78/220
Third Down Efficiency	50.2	35.5
Fourth Down-Made/Att.	4/8	8/13
Total NET YARDS	5,959	4,009
Avg. Per Game	372.4	250.6
Total Plays	1,107	967
Avg. Per Play	5.4	4.1
NET YARDS RUSHING	2,783	1,721
Avg. Per Game	173.9	107.6
Total Rushes	625	477
Avg. Per Rush	4.5	3.6
NET YARDS PASSING	3,176	2,288
Sacked/Yards Lost	33/229	58/442
Gross Yards	3,405	2,730
Attempts/Completions	449/251	432/202
Pct. of Completions	55.9	46.8
Had Intercepted	17	23
PUNTS/AVERAGE	77/39.9	108/39.9
Net Punting Average	33.1	32.4
PUNT RET./AVG.	63/8.0	40/7.8
KICKOFF RET./AVG.	47/19.1	73/23.4
INT./AVG. RET.	23/13.7	17/10.4
PENALTIES/YARDS	96/816	95/783
FUMBLES/BALL LOST	36/18	27/13
TOUCHDOWNS	48	25
Rushing	22	13
Passing	25	11
Returns	1	1
EXTRA POINTS/ATTEMPTS	46/48	23/25
FIELD GOALS/ATTEMPTS	16/26	11/22
AVG. TIME OF POSS.	32:24	27:36

RUSHING	ATT	YDS	AVG	LG	TD
Dorsett	290	1,325	4.6	63	7
Newhouse	140	584	4.2	24	8
Laidlaw	75	312	4.2	59	3
Staubach	42	182	4.3	23	1
P. Pearson	25	104	4.2	18	0
Brinson	18	96	5.3	39	2
Dennison	14	75	5.4	23	1
Blackwell	9	37	4.1	13	0
D. Pearson	3	29	9.7	33	0
Hill	3	17	5.7	14	0
DuPree	1	15	15.0	15	0
D. White	5	7	1.4	4	0

COWBOYS	625	2,783	4.5	63	22
Opponents	477	1,721	3.6	52	13

RECEIVING	NO	YDS	AVG	LG	TD
P. Pearson	47	526	11.2	34	0
Hill	46	823	17.9	54	6
D. Pearson	44	714	16.2	53	3
Dorsett	37	378	10.2	91	2
DuPree	34	509	15.0	38	9
Newhouse	20	176	8.8	24	2
Johnson	12	155	12.9	23	0
Laidlaw	6	108	18.0	44	1
Saldi	3	8	2.7	5	2
Dennison	1	6	6.0	6	0
Richards	1	2	2.0	2	0

COWBOYS	251	3,405	13.6	91	25
Opponents	202	2,730	13.5	51	11

INTERCEPTIONS	NO	YDS	AVG	LG	TD
Barnes	5	72	14.4	38	0
Waters	4	61	15.3	22	0
Harris	4	26	6.5	23	0
Kyle	3	20	6.7	17	0
Hughes	2	80	40.0	56	0
Thurman	2	35	17.5	23	0
Cole	1	13	13.0	13	0
Martin	1	7	7.0	7	0
Breunig	1	2	2.0	2	0

COWBOYS	23	316	13.7	56	0
Opponents	17	176	10.4	43	1

PUNTING	NO	YDS	AVG	TB/20	LG	BL	NET
D. White	77	3,076	39.9	11	16	56	1

COWBOYS	77	3,076	39.9	11	16	56	1
Opp.	108	4,257	39.4	13	16	61	0

PUNT RETURNS	NO	FC	YDS	AVG	LG	TD
Johnson	51	12	401	7.9	23	0
Hill	11	0	101	9.2	20	0
Thurman	1	0	0	0.0	0	0

COWBOYS	63	12	502	8.0	23	0
Opponents	40	13	311	7.8	38	0

KICKOFF RETURNS	NO	YDS	AVG	LG	TD
Johnson	29	603	20.8	56	0
Brinson	6	93	15.5	31	0
Blackwell	3	70	23.3	31	0
Dennison	3	63	21.0	24	0
Thurman	3	42	14.0	20	0
R. White	1	15	15.0	15	0
Lawless	1	10	10.0	10	0
Saldi	1	0	0.0	0	0

COWBOYS	47	896	19.1	56	0
Opponents	73	1,709	23.4	57	0

PASSING	ATT	COMP	YDS	PCT	AVG	TD	INT	PCT	PCT	PCT	LG	SKS/YDS	RATING
Staubach	413	231	3,190	55.9	7.72	25	6.1	16	3.9	91	32/219	84.9	
D. White	34	20	215	58.8	6.32	0	0.0	1	2.9	35	1/10	65.3	
Hill	1	0	0	0.0	0.00	0	0.0	0	0	0	0/0	39.6	
Dorsett	1	0	0	0.0	0.00	0	0.0	0	0	0	0/0	42.3	
COWBOYS	449	251	3,405	55.9	7.5	25	6.1	16	3.9	91	32/219	84.9	
Opponents	432	202	2,730	46.8	6.3	16	3.9	16	3.9	91	32/219	84.9	

COWBOYS	449	251	3,405	55.9	7.58	25	5.6	17	3.8	91	33/229	83.1
Opponents	432	202	2,730	46.8	6.32	11	2.5	23	5.3	51	58/442	53.7

SCORE BY

QUARTERS

	1	2	3	4	OT	T
COWBOYS	58	121	118	84	3	384
Opponents	83	43	25	57	0	208

FIELD GOALS

	11-19	20-29	30-39	40-49	50+
Septien	2-3	8-8	3-5	6-11	0-0

COWBOYS	2-3	8-8	3-5	6-11	0-0
---------	-----	-----	-----	------	-----

Opponents	0-0	3-3	3-7	4-10	1-2
-----------	-----	-----	-----	------	-----

Septien: (18M, 45M, 48), (49M), (19), (22),

(49M, 47), (40M), (25), (30, 39, 24), (33M),

(47M, 24, 26), (33, 21, 38M, 44), (26), (44M,

18, 43M), (22)

Opponents: (37M), (42), (47M), (23, 47M, 44B, 42M),

(52, 42, 27), (37), (33M), (1), (47M), (45, 23,

33), (1), (1), (48, 53B), (46B, 30, 36B, 39M), (1),

(1)

SCORING

	TDR	TDP	TDR	FG	PAT	S	TP
Septien	0	0	0	16/26	46/47	0	94

Dorsett	7	2	1a	0/0	0/0	0	60
---------	---	---	----	-----	-----	---	----

Newhouse	8	2	0	0/0	0/0	0	60
----------	---	---	---	-----	-----	---	----

DuPree	0	0	0	0/0	0/0	0	54
--------	---	---	---	-----	-----	---	----

Hill	0	6	0	0/0	0/0	0	36
------	---	---	---	-----	-----	---	----

Laidlaw	3	1	0	0/0	0/0	0	24
---------	---	---	---	-----	-----	---	----

D. Pearson	0	3	0	0/0	0/0	0	18
------------	---	---	---	-----	-----	---	----

Brinson	2	0	0	0/0	0/0	0	12
---------	---	---	---	-----	-----	---	----

Saldi	0	2	0	0/0	0/0	0	12
-------	---	---	---	-----	-----	---	----

Dennison	1	0	0	0/0	0/0	0	6
----------	---	---	---	-----	-----	---	---

Staubach	1	0	0	0/0	0/0	0	6
----------	---	---	---	-----	-----	---	---

Waters	0	0	0	0/0	0/0	1	2
--------	---	---	---	-----	-----	---	---

COWBOYS	22	25	1	16/26	46/48	1	384
---------	----	----	---	-------	-------	---	-----

Opponents	13	11	1	11/22	23/25	1	282
-----------	----	----	---	-------	-------	---	-----

a 54 fumble return vs. N.Y. Jets (12/17)

+ sacked Theismann in end zone vs. Washington

(10/2)

* Perry 43 interception return vs. Los Angeles

(9/17)

Thaxton blocked punt out of end zone vs. St.

Louis (9/24)

% missed PAT @ N.Y. Giants (9/10)

\$ fumbled snap on PAT @ N.Y. Jets (12/17)

USUAL STARTERS

WR Tony Hill	LE Ed Jones
LT Pat Donovan	LT Jethro Pugh (13)
LG Herb Scott	RT Larry Cole (3)
C John Fitzgerald	RT Randy White
RG Tom Rafferty	RE Harvey Martin
RT Rayfield Wright (11)	LLB Thomas Henderson
Andy Frederick (3)	MLB Bob Breunig
TE Billy Joe DuPree	RLB D.D. Lewis
WR Drew Pearson	LCB Benny Barnes
QB Roger Staubach	RCB Aaron Kyle
RB Tony Dorsett	SS Charlie Waters
FB Robert Newhouse (12)	FS Cliff Harris
Scott Laidlaw (4)	

1979 ★ DALLAS COWBOYS STATISTICS ★ 1979

First Place, NFC East
Head Coach: Tom Landry

PRESEASON (3-2)			
Date	W/L	Score	Opponent
7/28	L	13-20	Oakland @ Canton
8/4	W	7-6	DENVER
8/12	L	17-27	@ Seattle
8/18	W	16-13	HOUSTON
8/25	W	16-14	PITTSBURGH

REGULAR SEASON (11-5)			
Date	W/L	Score	Opponent
9/2	W	22-21	@ St. Louis
9/9	W	21-13	@ San Francisco
9/16	W	24-20	CHICAGO
9/24	L	7-26	@ Cleveland
9/30	W	38-13	CINCINNATI
10/7	W	36-20	@ Minnesota
10/14	W	30-6	LOS ANGELES
10/21	W	22-13	ST. LOUIS
10/28	L	3-14	@ Pittsburgh
11/4	W	16-14	@ N. Y. GIANTS
11/12	L	21-31	PHILADELPHIA
11/18	L	20-34	@ Washington
11/22	L	24-30	HOUSTON
12/2	W	28-7	N. Y. GIANTS
12/8	W	24-17	@ Philadelphia
12/16	W	35-34	WASHINGTON

1979 DIVISIONAL PLAYOFF

12/30	L	19-21	LOS ANGELES	64,792
-------	---	-------	-------------	--------

TEAM STATISTICS

	DALLAS	OPP
FIRST DOWNS	339	259
Rushing	122	105
Passing	195	135
Penalty	22	19
Third Down-Made/Att.	120/241	80/228
Third Down Efficiency	49.8	35.1
Fourth Down-Made/Att.	2/9	5/11
TOTAL NET YARDS	5,968	4,586
Avg. Per Game	373.0	286.6
Total Plays	1,122	978
Avg. Per Play	5.3	4.7
NET YARDS RUSHING	2,375	2,115
Avg. Per Game	148.4	132.2
Total Rushes	578	500
Avg. Per Rush	4.1	4.2
NET YARDS PASSING	3,593	2,471
Sacked/Yards Lost	41/290	43/362
Gross Yards	3,883	2,833
Attempts/Completions	503/287	435/207
Pct. of Completions	57.1	47.6
Had Intercepted	13	13
POINTS/AVERAGE	76/41.7	96/40.8
Net Punting Average	36.0	35.7
PUNT RET./AVG.	51/6.5	34/7.4
KICKOFF RET./AVG.	68/19.4	68/23.2
INT./AVG. RET.	13/14.8	13/8.8
PENALTIES/YARDS	100/845	70/704
FUMBLES/BALL LOST	33/21	20/10
TOUCHDOWNS	45	38
Rushing	15	15
Passing	29	21
Returns	1	2
EXTRA POINTS/ATTEMPTS	40/45	34/38
FIELD GOALS/ATTEMPTS	19/29	17/27
AVG. TIME OF POSS.	32:57	27:03

RUSHING	ATT	YDS	AVG	LG	TD
Dorsett	250	1,107	4.4	41	6
Newhouse	124	449	3.6	21	3
Spings	67	248	3.7	15	2
Laidlaw	69	236	3.4	15	3
Staubach	37	172	4.5	20	0
Brinson	14	48	3.6	10	0
D. Pearson	3	27	9.0	16	0
D. White	1	25	25.0	25	0
DuPree	2	19	9.5	20	0
Hill	2	18	9.9	12	0
P. Pearson	7	14	2.0	11	1
Johnson	1	13	13.0	13	0
Saldi	1	-1	-1.0	-1	0

COWBOYS	578	2,375	4.1	41	15
Opponents	500	2,115	4.2	76	15

RECEIVING	ATT	YDS	AVG	LG	TD
Hill	60	1,062	17.7	75	10
D. Pearson	55	1,026	18.7	56	8
Dorsett	45	375	8.3	32	1
DuPree	29	324	11.2	33	5
P. Pearson	26	333	12.8	26	1
Spings	25	251	10.0	27	1
Laidlaw	14	181	12.9	23	1
Newhouse	12	59	4.9	12	0
Johnson	7	55	7.9	21	1
Cosbie	6	105	17.5	28	1
Wilson	5	36	7.2	12	0
Saldi	3	76	25.3	45	0

COWBOYS	287	3,883	13.5	75	29
Opponents	207	2,833	13.7	64	21

INTERCEPTIONS	NO	YDS	AVG	LG	TD
Hughes	2	91	45.5	68	0
Harris	2	35	17.5	20	0
Barnes	2	20	10.0	11	0
Levis	2	8	4.0	5	0
Kyle	2	0	0.0	0	0
Mitchell	1	36	36.0	36	0
Thornton	1	3	3.0	3	0
Thurman	1	0	0.0	0	0

COWBOYS	13	193	14.8	68	0
Opponents	13	114	8.8	39	1

PUNTING	NO	YDS	AVG	TB	LG	BL	NET
D. White	76	3,168	41.7	9	21	73	0 36.0
COWBOYS	76	3,168	41.7	9	21	73	0 36.0
Opp.	96	3,921	40.8	8	17	72	0 35.7

PUNT RETURNS	NO	FC	YDS	AVG	LG	TD
Wilson	35	12	236	6.8	13	0
Manning	10	2	55	5.5	17	0
Hill	6	1	43	7.2	12	0

COWBOYS	51	15	334	6.5	17	0
Opponents	34	18	252	7.4	31	0

KICKOFF RETURNS	NO	YDS	AVG	LG	TD
Spings	38	780	20.5	70	0
Wilson	19	328	17.2	26	0
Manning	7	145	20.7	47	0
Brinson	2	29	14.5	17	0
Hill	1	32	32.0	32	0
Huther	1	8	8.0	8	0

COWBOYS	68	1,322	19.4	70	0
Opponents	68	1,580	23.2	106	1

SCORE BY QUARTERS	1	2	3	4	OT	T
COWBOYS	73	102	87	109	0	371
Opponents	87	88	60	78	0	313

FIELD GOALS	11-0	20-29	30-39	40-49	50+
Septien	0-0	7-7	7-11	3-8	2-3
COWBOYS	0-0	7-7	7-11	3-8	2-3
Opponents	0-0	4-4	4-6	7-13	2-4

Septien: (37.50M,24.27),(23.51),(46.43M),(34B,47M),(26,(34),(32),(51.47M,29),(32,32M),(26.37.22),(47M),(34.37),(44),(34M,31M,46M),(40),(1)	
Opponents: (60M,(30.35M,44),(1),(48.38),(37,35),(42.41),(51.41,48M,40B),(32M),(48M),(45M,59.52M,45M),(44M,46,45),(27),(1),(27),(24,24)	

SCORING	TDR	TDP	TDR1	FG	PAT	S	TP
Septien	0	0	19/29	40/44	0	97	
Hill	0	10	0	0/0	0/0	0	60
D. Pearson	0	8	0	0/0	0/0	0	48
Dorsett	6	1	0	0/0	0/0	0	42
DuPree	0	5	0	0/0	0/0	0	30
Newhouse	3	1	0	0/0	0/0	0	24
Laidlaw	3	0	0	0/0	0/0	0	18
Spings	2	1	0	0/0	0/0	0	18
P. Pearson	1	1	0	0/0	0/0	0	12
Barnes	0	0	1a	0/0	0/0	0	6
Johnson	0	1	0	0/0	0/0	0	6
Saldi	0	1	0	0/0	0/0	0	6

COWBOYS	15	29	1	19/29	40/45	0	371
Opponents	15	2*	17/27	34/38	0	313	

a 33 fumble return vs. Minnesota (10/7)
* Darden 39 interception return vs. Cleveland (9/28)
Green 104 kickoff return vs. St. Louis (10/21)

USUAL STARTERS

WR Tony Hill	LE Larry Cole (12)
LT Pat Donovan	John Dutton (4)
LG Herb Scott	LT Dave Stalls (12)
C John Fitzgerald	LT Larry Cole (4)
RG Tom Rafferty	RT Randy White
RT Jim Cooper (11)	RE Harvey Martin
WR Drew Pearson	LLB Thomas Henderson (10)
TE Billy Joe DuPree	Mike Hegman (5)
OB Roger Staubach	MLB Bob Breung
RB Tony Dorsett	RLB D.D. Lewis
FB Robert Newhouse (12)	LCB Benny Barnes
Scott Laidlaw (3)	RCB Aaron Kyle
	SS Randy Hughes
	FS Cliff Harris

PASSING	ATT	COMP	YDS	PCT	AVG	TD	PCT	PCT	PCT	LG	SKS/YDS	RATING
Staubach	461	267	3,586	57.9	7.78	27	5.9	11	2.4	75	36/240	92.4
D. White	39	19	267	48.7	6.85	1	2.6	2	5.1	45	4/46	58.6
Spings	3	1	30	33.0	10.00	1	33.0	0	0.0	30	1/4	111.0
COWBOYS	503	287	3,883	57.1	7.72	29	5.8	13	2.6	75	41/290	90.3
Opponents	435	207	2,833	47.6	6.51	21	4.8	13	3.0	64	43/362	72.4

1980 ★ DALLAS COWBOYS STATISTICS ★ 1980

SECOND PLACE, NFC EAST HEAD COACH: TOM LANDRY

PRESEASON (3-1)

Date	W/L	Opponent	Att.
8/9	W 17-14	GREEN BAY	54,876
8/16	W 19-16	@ Los Angeles	63,283
8/23	W 20-13	HOUSTON	63,658
8/30	L 10-31	PITTSBURGH	62,795

REGULAR SEASON (12-4)

Date	W/L	Opponent	Att.
9/8	W 17-3	@ Washington	55,045
9/14	L 20-41	@ Denver	74,919
9/21	W 28-17	TAMPA BAY	62,750
9/28	W 28-7	@ Green Bay	54,776
10/5	W 24-3	N. Y. GIANTS	59,126
10/12	W 59-14	SAN FRANCISCO	63,399
10/19	L 10-17	@ Philadelphia	70,696
10/26	W 42-31	SAN DIEGO	60,639
11/2	W 27-24	@ St. Louis	50,701
11/9	L 35-38	@ N. Y. Giants	68,343
11/16	W 31-21	ST. LOUIS	52,567
11/23	W 14-10	WASHINGTON	58,809
11/27	W 51-7	SEATTLE	57,540
12/7	W 19-13	@ Oakland	53,194
12/15	L 14-38	@ Los Angeles	65,154
12/21	W 35-27	PHILADELPHIA	62,548

1980 NFC WILD CARD GAME

12/28	W 14-13	LOS ANGELES	64,533
-------	---------	-------------	--------

1980 DIVISIONAL PLAYOFF

1/4/81	W 30-27	@ Atlanta	60,022
--------	---------	-----------	--------

1980 NFC CHAMPIONSHIP GAME

1/11/81	L 7-20	@ Philadelphia	70,696
---------	--------	----------------	--------

TEAM STATISTICS

	DALLAS	OPP
FIRST DOWNS	337	296
Rushing	143	98
Passing	171	160
Penalty	23	28
Third Down-Made/Att.	130/243	88/222
Third Down Efficiency	53.5	39.6
Fourth Down-Made/Att.	5/11	7/15
TOTAL NET YARDS	5,468	5,279
Avg. Per Game	341.8	329.9
Total Plays	1,075	996
Avg. Per Play	5.1	5.3
NET YARDS RUSHING	2,346	2,069
Avg. Per Game	146.6	129.3
Total Rushes	594	469
Avg. Per Rush	4.0	4.4
NET YARDS PASSING	3,104	3,205
Sacked/Yards Lost	31/252	43/358
Gross Yards	3,356	3,563
Attempts/Completions	449/265	484/231
Pct. of Completions	59.6	47.7
Had Intercepted	25	27
PUNTS/AVERAGE	71/40.8	76/43.5
Net Punting Average	34.8	34.7
PUNT RET./AVG.	55/10.1	31/6.6
KICKOFF RET./AVG.	58/21.7	73/21.5
INT./AVG. RET.	27/19.4	25/7.2
PENALTIES/YARDS	107/908	106/989
FUMBLES/BALL LOST	27/14	33/20
TOUCHDOWNS	60	38
Rushing	26	15
Passing	30	21
Returns	4	2
EXTRA POINTS/ATTEMPTS	59/60	38/38
FIELD GOALS/ATTEMPTS	11/17	15/28
AVG. TIME OF POSS.	32:46	27:14

RUSHING	ATT	YDS	AVG	LG	TD
Dorsett	278	1,185	4.3	56	11
Newhouse	118	451	3.8	29	6
Springs	89	326	3.7	20	6
J. Jones	41	135	3.4	9	0
D. White	27	114	4.2	48	1
Newsome	23	73	3.1	23	2
D. Pearson	3	31	10.3	32	0
Hill	4	27	6.8	15	0
DuPree	4	19	4.8	11	0
Carano	4	6	1.5	5	0
P. Pearson	3	6	2.0	2	0

COWBOYS	594	2,373	4.0	56	26
Opponents	469	2,069	4.4	51	15

RECEIVING	NO	YDS	AVG	LG	TD
Hill	60	1,055	17.6	58	8
D. Pearson	43	568	13.2	30	6
Dorsett	34	263	7.7	27	0
DuPree	29	312	10.8	39	7
Saldi	25	311	12.4	43	1
P. Pearson	20	213	10.7	20	2
Johnson	19	263	13.7	29	4
Springs	15	212	14.1	58	1
Newhouse	8	75	9.4	18	0
J. Jones	5	39	7.8	16	0
Newsome	4	43	10.6	16	0
Cosbie	2	11	5.5	5	1
D. White	1	-9	-9.0	-9	0

COWBOYS	265	3,356	12.7	58	30
Opponents	231	3,563	15.4	69	21

INTERCEPTIONS	NO	YDS	AVG	LG	TD
Thurman	5	114	22.8	78	1
Waters	5	78	15.6	29	0
Wilson	4	82	20.5	35	0
Mitchell	3	56	18.7	56	0
Breunig	3	34	11.3	15	0
Dickerson	2	46	23.0	34	0
Hegman	2	2	1.0	2	0
Cole	1	43	43.0	43	1
Dutton	1	38	38.0	38	1
Barnes	1	30	30.0	30	0

COWBOYS	27	523	19.4	78	3
Opponents	25	179	7.2	36	1

PUNTING	NO	YDS	AVG	LG	BL	NET
D. White	71	2,903	40.9	11	17	58
Opp.	76	3,304	43.5	6	14	58

PUNT RETURNS	NO	FC	YDS	AVG	LG	TD
J. Jones	54	4	548	10.1	52	0
Solomon	1	0	8	8.0	8	0
COWBOYS	55	4	556	10.1	52	0
Opponents	31	10	206	6.6	27	0

KICKOFF RETURNS	NO	YDS	AVG	LG	TD
J. Jones	32	720	22.5	41	0
Newsome	12	293	24.4	36	0
Wilson	7	139	19.9	34	0
Hurt	4	71	17.8	24	0
Saldi	1	23	23.0	23	0
Cosbie	1	13	13.0	13	0
Waters	1	0	0.0	0	0

COWBOYS	58	1,259	21.7	41	0
Opponents	73	1,568	21.5	53	0

SCORE BY QUARTERS	1	2	3	4	OT	T
COWBOYS	96	153	86	119	0	454
Opponents	66	123	44	78	0	311

FIELD GOALS	11-19	20-29	30-39	40-49	50+
Septien	1-1	3-4	6-6	0-3	1-3
COWBOYS	1-1	3-4	6-6	0-3	1-3
Opponents	1-1	5-8	3-7	4-9	2-3

Septien: (19), (30,37), (1), (1), (38,27), (26,40M), (33), (43M, 42M, 44M), (28,32), (1), (23), (1), (1), (52, 34), (51M), (1)
Opponents: (45M, 29M, 45), (46,55), (22,35M), (1), (33M, 53M, 51), (1), (35,38M), (45,45M), (42), (27), (44M), (34), (1), (22,41M, 38), (33M, 27), (43M, 27M, 29, 25M, 19)

SCORING	TDR	TDP	TDR1	FG	PAT	S	TP
Septien	0	0	0	11/17	59/60	1	92
Dorsett	11	0	0	0/0	0/0	0	66
Hill	0	8	0	0/0	0/0	0	48
Springs	6	1	0	0/0	0/0	0	42
DuPree	0	7	0	0/0	0/0	0	42
Newhouse	6	0	0	0/0	0/0	0	36
D. Pearson	0	6	0	0/0	0/0	0	36
Johnson	0	4	0	0/0	0/0	0	24
Newsome	2	0	0	0/0	0/0	0	12
P. Pearson	0	2	0	0/0	0/0	0	12
Cosbie	0	1	0	0/0	0/0	0	6
Saldi	0	1	0	0/0	0/0	0	6
Thurman	0	0	1a	0/0	0/0	0	6
Dutton	0	0	1b	0/0	0/0	0	6
Hegman	0	0	1c	0/0	0/0	0	6
Cole	0	0	1d	0/0	0/0	0	6
D. White	1	0	0	0/0	0/0	0	6
COWBOYS	26	30	4	11/17	59/60	1	454
Opponents	15	21	2*	15/28	38/38	0	311

- a 78 interception return vs. St. Louis (11/2)
- b 38 interception return vs. N.Y. Giants (10/5)
- c fumble recovery in end zone vs. Philadelphia (10/19)
- d 43 interception return vs. Washington (11/23)
- * Zorn grounded ball from end zone vs. Seattle (11/27)
- * Thompson 32 fumble return vs. Denver (9/14)
- Lowe 16 interception return vs. San Diego (10/26)

USUAL STARTERS

WR Tony Hill (13)	LE Ed Jones
Jay Saldi (3)	LT Larry Cole
LT Pat Donovan	RT Randy White
LG Herb Scott	RE Harvey Martin
C John Fitzgerald	LLB Mike Hegman
RG Tom Raftery	MLB Bob Breunig
TE Jim Cooper	RLB D.D. Lewis
RT Billy Joe DuPree	LCB Steve Wilson (10)
WR Drew Pearson	Benny Barnes (6)
QB Danny White	RCB Aaron Mitchell
RB Tony Dorsett	SS Charlie Waters
FB Robert Newhouse (10)	FS Dennis Thurman
Ron Springs (5)	

PASSING	ATT	COMP	YDS	PCT	AVG	TD	PCT	PCT	PCT	LG	SKS/YDS	RATING
D. White	436	260	3,287	59.6	7.54	28	6.4	25	5.7	58	31/252	80.8
Carano	12	5	69	41.7	5.75	2	16.6	0	0.0	25	0/0	60.8
Dorsett	1	0	0	0.0	0.00	0	0	0	0.0	0	0/0	39.6
COWBOYS	449	265	3,356	59.0	7.47	30	6.7	25	5.7	58	31/252	81.0
Opponents	484	231	3,563	47.7	7.36	21	4.3	27	5.6	69	43/358	63.5

1983 ★ DALLAS COWBOYS STATISTICS ★ 1983

SECOND PLACE, NFC EAST HEAD COACH: TOM LANDRY

PRESEASON (3-1)				
Date	W/L	Score	Opponent	Att.
8/6	W	20-17	MIAMI	46,826
8/15	W	30-7	@ L.A. Rams	54,268
8/20	L	7-24	PITTSBURGH	62,164
8/27	W	34-31	HOUSTON	54,363
REGULAR SEASON (12-4)				
9/5	W	31-30	@ Washington	55,045
9/11	W	34-17	@ St. Louis	48,532
9/18	W	28-13	N.Y. GIANTS	62,347
9/25	W	21-20	NEW ORLEANS	62,136
10/2	W	37-24	@ Minnesota	60,774
10/9	W	27-24	TAMPA BAY (OT)	63,308
10/16	W	37-7	PHILADELPHIA	63,070
10/23	L	38-40	L.A. RAIDERS	64,991
10/30	W	38-20	@ N.Y. Giants	76,142
11/6	W	27-20	@ Philadelphia	71,236
11/13	L	23-24	@ San Diego	46,192
11/20	W	41-21	KANSAS CITY	64,103
11/24	W	35-17	ST. LOUIS	60,764
12/4	W	35-10	@ Seattle	63,352
12/11	L	10-31	WASHINGTON	65,074
12/19	L	17-42	@ San Francisco	59,957
1983 WILD CARD GAME				
12/26	L	17-24	L.A. RAMS	43,521

TEAM STATISTICS			DALLAS	OPP
FIRST DOWNS				
			342	286
Rushing			109	82
Passing			205	181
Penalty			28	23
Third Down-Made/Att.			94/225	80/222
Third Down Efficiency			41.8	36.0
Fourth Down-Made/Att.			4/9	9/17
TOTAL NET YARDS			5,959	5,427
Avg. Per Game			372.4	339.2
Total Plays			1,110	1,025
Avg. Per Play			5.4	5.3
NET YARDS RUSHING			2,117	1,499
Avg. Per Game			132.3	93.7
Total Rushes			519	410
Avg. Per Rush			4.1	3.7
NET YARDS PASSING			3,842	3,928
Sacked/Yards Lost			37/314	57/347
Gross Yards			4,156	4,365
Attempts/Completions			554/346	558/299
Pct. of Completions			62.5	53.6
Had Intercepted			25	27
PUNTS/AVERAGE			83/39.4	84/41.9
Net Punting Average			31.4	34.0
PUNT RET./AVG.			51/9.0	53/11.1
KICKOFF RET./AVG.			70/19.3	78/23.2
INT./AVG. RET.			27/17.3	25/14.3
PENALTIES/YARDS			99/847	100/873
FUMBLES/BALL LOST			30/14	31/21
TOUCHDOWNS			59	42
Rushing			21	12
Passing			31	27
Returns			7	3
EXTRA POINTS/ATTEMPTS			57/59	42/42
FIELD GOALS/ATTEMPTS			22/27	22/30
AVG. TIME OF POSS.			33:08	26:52

RUSHING	ATT	YDS	AVG	LG	TD
Dorsett	289	1,321	4.6	77	8
Springs	149	541	3.6	19†	7
Newsome	44	185	4.2	20	2
Newhouse	9	34	3.8	8	0
D. White	18	31	1.7	22	4
Pearson	2	13	6.5	10	0
T. Hill	1	2	2.0	2	0
Johnson	1	0	0.0	0	0
Hogeboom	6	-10	-1.7	-1	0
COWBOYS	519	2,117	4.1	77	21
Opponents	410	1,499	3.7	32	12

RECEIVING	ATT	YDS	AVG	LG	TD
Springs	73	589	8.1	80†	1
T. Hill	49	801	16.4	75†	7
Pearson	47	545	11.6	32	5
Cosbie	46	588	12.8	61†	6
Johnson	41	561	13.7	46	3
Dorsett	40	287	7.2	19	1
Donley	18	370	20.6	47	2
Newsome	18	250	13.9	52†	4
DuPre	12	142	11.8	28	1
D. White	1	15	15.0	15†	1
Rafferty	1	8	8.0	8	0
COWBOYS	346	4,156	12.0	80†	31
Opponents	299	4,365	14.6	83†	27

INTERCEPTIONS	NO	YDS	AVG	LG	TD
Thurman	6	49	8.2	34	0
Fellows	5	139	27.8	58†	1
Downs	4	80	20.0	28	0
Walls	4	70	17.5	37	0
Clinkscale	2	68	34.0	68†	1
T. Hill	2	12	6.0	12	0
Bates	1	29	29.0	29	0
Jones	1	12	12.0	12	0
Dickerson	1	8	8.0	8	0
Breunig	1	0	0.0	0	0
COWBOYS	27	467	17.3	68†	2
Opponents	25	358	14.3	48†	1

PUNTING	NO	YDS	AVG	TB IN 20	LG	BL	NET
D. White	38	1,543	40.6	3	6	50	1 36.0
Warren	39	1,551	39.8	1	8	54	0 32.0
Miller	5	178	35.6	0	2	43	0 21.2
COWBOYS	83	3,272	39.4	4	16	54	1 31.4
Opp.	84	3,515	41.9	10	23	59	0 34.0

PUNT RETURNS	NO	FC	YDS	AVG	LG	TD
R. Hill	30	2	232	7.7	37	0
Fellows	10	3	75	7.5	14	0
Allen	9	1	153	17.0	68†	1
Donley	1	0	1	1.0	1	0
Newhouse	1	0	0	0.0	0	0
COWBOYS	51	6	461	9.0	68†	1
Opponents	53	9	588	11.1	56†	0

KICKOFF RETURNS	NO	YDS	AVG	LG	TD
Fellows	43	855	19.9	53	0
R. Hill	13	243	18.7	40	0
Allen	8	178	22.3	31	0
Cosbie	2	17	8.5	10	0
Newsome	1	28	28.0	28	0
McSwain	1	17	17.0	17	0
Springs	1	13	13.0	13	0
Huther	1	0	0.0	0	0
COWBOYS	70	1,351	19.3	53	0
Opponents	78	1,806	23.2	66	0

SCORE BY QUARTERS	1	2	3	4	OT	T
COWBOYS	75	154	79	168	3	479
Opponents	120	84	70	86	0	360

FIELD GOALS	11-19	20-29	30-39	40-49	50+
Septien	0-0	5-5	8-8	9-12	0-2
COWBOYS	0-0	5-5	8-8	9-12	0-2
Opponents	2-2	8-8	7-8	4-8	1-4

Septien: (26), (45/24), (1), (41/34), (45/53M, 45/35), (41, 48M, 42), (31, 46/34), (23), (42M, 36), (39/23), (50M, 37), (25/40), (1), (1), (35), (47, 46M)

Opponents: (23, 30, 39, 31M), (23), (31, 27), (45M, 19, 42, 43B), (41), (48, 47M), (1), (37, 24, 26, 26), (27, 29), (52M, 19, 37), (37), (51M), (42), (54), (49M, 38), (52M)

SCORING	TD	TD	TD	FG	PAT	S	TP
Septien	0	0	0	22/27	57/59	0	123
Dorsett	8	1	0	0/0	0/0	0	54
Springs	7	1	0	0/0	0/0	0	48
T. Hill	0	7	0	0/0	0/0	0	42
Cosbie	0	6	0	0/0	0/0	0	36
Newsome	2	4	0	0/0	0/0	0	36
Pearson	0	5	0	0/0	0/0	0	30
D. White	4	1	0	0/0	0/0	0	30
Johnson	0	3	0	0/0	0/0	0	18
Donley	0	2	0	0/0	0/0	0	12
Fellows	0	0	2a	0/0	0/0	0	12
Allen	0	0	1b	0/0	0/0	0	6
Clinkscale	0	0	1c	0/0	0/0	0	6
Downs	0	0	1d	0/0	0/0	0	6
DuPre	0	1	0	0/0	0/0	0	6
Hegman	0	0	1e	0/0	0/0	0	6
Thurman	0	0	1f	0/0	0/0	0	6
Dickerson	0	0	0	0/0	0/0	1+	2
COWBOYS	21	37	7	22/27	57/59	1	479
Opponents	12	27	3*	22/30	42/42	0	360

a 62 blocked FG return vs. New Orleans (9/25)
 b 58 interception return vs. Minnesota (10/2)
 c 68 punt return vs. Kansas City (11/20)
 d 10 fumble return vs. New York (9/18)
 e 9 fumble return vs. New York (9/18)
 f 9 fumble return vs. Los Angeles (10/23)
 g fumble recovery in end zone vs. St. Louis (9/11)
 + tackled Stabler in end zone vs. New Orleans (9/25)

* Nelson 21 blocked punt return vs. S.D. (11/13)
 Wright 48 interception return vs. San Francisco (12/19)
 McLemore 56 punt return vs. San Francisco (12/19)

USUAL STARTERS

WR Tony Hill (9)	LE Ed Jones
Butch Johnson (3)	LT John Dutton
Billy Joe DuPre (3)	RT Randy White
LT Pat Donovan	RE Harvey Martin
LG Herb Scott	LLB Mike Hegman
C Tom Rafferty	MLB Bob Breunig
RG Kurt Peterson	RLB Anthony Dickerson
TE Jim Cooper	RCB Everson Walls
DT Doug Cosbie	LCB Dennis Thurman
WR Drew Pearson	SS Dextor Clinkscale
QB Danny White	FS Tony Dorsett
RB Ron Springs	FS Michael Downs

PASSING	ATT	COMP	YDS	PCT	AVG	TD	PCT	PCT	LG	SKS/YDS	RATING	
D. White	533	334	3,980	62.7	7.47	29	5.4	23	4.3	80†	37/314	85.6
Hogeboom	17	11	161	64.7	9.47	1	5.9	1	5.9	24	0/0	90.6
Springs	2	1	15	50.0	7.50	1	50.0	0	0.0	15†	0/0	121.0
Dorsett	1	0	0	0.0	0.00	0	0.0	0	0.0	0	0/0	39.6
Pearson	1	0	0	0.0	0.00	0	0.0	1	100.0	0	0/0	39.6
COWBOYS	554	346	4,156	62.5	7.50	31	5.6	25	4.5	80†	37/314	85.2
Opponents	558	299	4,365	53.6	7.82	27	4.8	27	4.8	83†	57/437	75.3

1984 ★ DALLAS COWBOYS STATISTICS ★ 1984

FOURTH PLACE, NFC EAST HEAD COACH: TOM LANDRY

PRESEASON (3-1)

Date	W/L	Score	Opponent	Air.
8/4	W	31-17	GREEN BAY	43,371
8/11	W	24-13	@ San Diego	50,740
8/16	L	10-20	PITTSBURGH	55,658
8/25	W	31-24	HOUSTON	53,877

REGULAR SEASON (9-7)

Date	W/L	Score	Opponent	Air.
9/3	W	20-13	@ L.A. Rams	65,403
9/9	L	7-28	@ N.Y. Giants	75,921
9/16	W	23-17	PHILADELPHIA	64,521
9/23	W	20-6	GREEN BAY	64,222
9/30	W	23-14	@ Chicago	63,623
10/7	L	20-31	ST. LOUIS	61,438
10/14	L	14-34	@ Washington	55,431
10/21	W	30-27	NEW ORLEANS (OT)	50,966
10/28	W	22-3	INDIANAPOLIS	58,724
11/4	L	7-19	N.Y. GIANTS	60,235
11/11	W	24-17	@ St. Louis	48,721
11/18	L	3-14	@ Buffalo	74,391
11/22	W	20-17	NEW ENGLAND	55,341
12/2	W	26-10	@ Philadelphia	66,322
12/9	L	28-30	WASHINGTON	64,286
12/17	L	21-28	@ Miami	74,139

TEAM STATISTICS DALLAS OPP

FIRST DOWNS	323	283
Rushing	93	106
Passing	202	155
Penalty	28	22
Third Down-Made/Att.	83/238	83/247
Third Down Efficiency	34.9	33.6
Fourth Down-Made/Att.	3/7	5/16
TOTAL NET YARDS	5,320	5,036
Avg. Per Game	332.5	314.8
Total Plays	1,121	1,094
Avg. Per Play	4.8	4.6
NET YARDS RUSHING	1,714	2,226
Avg. Per Game	107.1	139.1
Total Rushes	469	510
Avg. Per Rush	3.7	4.4
NET YARDS PASSING	3,606	2,810
Sacked/Yards Lost	48/389	57/390
Gross Yards	3,995	3,200
Attempts/Completions	604/322	527/250
Pct. of Completions	53.3	47.4
Had Intercepted	26	28
POINTS/AVERAGE	108/38.2	99/42.8
Net Punting Average	34.0	36.3
PUNT RET./AVG.	54/8.3	55/4.2
KICKOFF RET./AVG.	63/19.0	65/20.2
INT./AVG. RET.	28/10.6	26/14.7
PENALTIES/YARDS	100/947	93/854
FUMBLES/BALL LOST	35/17	35/16
TOUCHDOWNS	34	36
Rushing	12	8
Passing	19	23
Returns	3	5
EXTRA POINTS/ATTEMPTS	33/34	35/36
FIELD GOALS/ATTEMPTS	23/29	19/28
AVG TIME OF POSSESSION	29:06	31:06

RUSHING	ATT	YDS	AVG	LG	TD
Dorsett	302	1,189	3.9	31t	6
Newsome	66	268	4.1	30	5
Springs	68	197	2.9	16	1
D. White	6	21	3.5	8	0
Hogeboom	15	19	1.3	11	0
J. Jones	8	13	1.6	6	0
T. Hill	1	7	7.0	7	0
Donley	2	5	2.5	6	0
Smith	1	-5	-5.0	-5	0

COWBOYS	469	1,714	3.7	31t	12
Opponents	510	2,226	4.4	85	8

RECEIVING	NO	YDS	AVG	LG	TD
Cosbie	60	789	13.2	36	4
Hill	58	864	14.9	66t	5
Dorsett	51	459	9.0	68t	1
Springs	46	454	9.9	57t	3
Renfro	35	583	16.7	60t	2
Donley	32	473	14.8	49t	2
Newsome	26	263	10.1	29	0
J. Jones	7	57	8.1	19	1
Cornwell	2	23	11.5	13	1
Harris	1	9	9.0	9	0
Phillips	1	6	6.0	6	0
Pozderac	1	1	1.0	1	0
Carmichael	1	7	7.0	7	0
Smith	1	7	7.0	7	0

COWBOYS	322	3,995	12.4	68t	19
Opponents	250	3,200	12.8	80t	23

INTERCEPTIONS	NO	YDS	AVG	LG	TD
Downs	7	126	18.0	27t	1
Thurman	5	81	16.2	43	1
Clinkscale	3	32	10.7	23	0
Walls	3	12	4.0	12	0
Fellows	3	3	1.0	3	0
Hegman	3	3	1.0	3	0
Lockhart	1	32	32.0	32	0
Scott	1	5	5.0	5	0
Bates	1	3	3.0	3	0
Dickerson	1	0	0.0	0	0

PUNTING	NO	YDS	AVG	TB	IN	LG	BL	NET
D. White	82	3,151	38.4	8	21	54	0	36.0
Warren	21	799	38.1	3	3	48	0	32.0
Miller	5	173	34.6	0	1	41	0	21.2
COWBOYS	108	4,123	38.2	11	25	54	0	34.0
Opp.	99	4,236	42.8	10	23	59	1	36.3

PUNT RETURNS	NO	FC	YDS	AVG	LG	TD
Allen	54	15	446	8.3	18	0
COWBOYS	54	15	446	8.3	18	0
Opponents	55	19	230	4.2	19	0

KICKOFF RETURNS	NO	YDS	AVG	LG	TD
Allen	33	666	20.2	32	4
McSwain	20	403	20.2	32	0
Fellows	6	94	15.7	23	0
Salonen	2	30	15.0	22	0
Granger	2	6	3.0	5	0
COWBOYS	63	1,199	19.0	34	0
Opponents	65	1,310	20.2	64	0

PASSING	ATT	COMP	YDS	PCT	AVG	ATT	TD	PCT	INT	LG	SKS/YDS	RATING
Hogeboom	367	195	2,366	53.1	6.45	7	1.9	11	3.8	68t	26/211	63.7
D. White	233	126	1,580	54.1	6.78	11	4.7	14	4.7	66t	22/178	71.5
Renfro	2	1	49	50.0	24.50	1	50.0	0	0.0	49t	0/0	135.4
Springs	1	0	0	0.0	0.00	0	0.0	0	0.0	0	0/0	39.6
Dorsett	1	0	0	0.0	0.00	0	0.0	1	100.0	0	0/0	0.0
COWBOYS	604	322	3,995	53.3	6.61	19	3.2	26	4.3	68t	48/389	66.6
Opponents	527	250	3,200	47.4	6.07	23	4.4	28	5.3	80t	57/390	59.3

SCORE BY QUARTERS	1	2	3	4	OT	T
COWBOYS	65	89	56	95	3	308
Opponents	64	81	91	72	0	308

FIELD GOALS	11-19	20-29	30-39	40-49	50+
Septien	2-2	6-7	9-9	4-8	2-3
COWBOYS	2-2	6-7	9-9	4-8	2-3
Opponents	0-0	8-8	7-9	2-8	2-3

Septien: (31,52), (1), (28M,47,51,30), (32,42), (44,32,23), (52M,35,36), (1), (36,27,41), (19,19,24), (1), (42M,35,48M,45B), (20,47M), (28,23), (32), (1), (1)
Opponents: (31,36), (1), (39,39M), (37M), (41M), (43M), (46M,22), (20,22,47M), (49,50,45M), (52), (40,38,23,27), (49B,30), (1), (29,56M), (23), (31,34,21), (1)

SCORING	TDR	TD	TDR	FG	PAT	S	TP
Septien	0	0	23/29	33/34	0	102	
Dorsett	6	1	0	0/0	0/0	0	42
T. Hill	0	5	0	0/0	0/0	0	30
Newsome	5	0	0	0/0	0/0	0	30
Cosbie	0	4	0	0/0	0/0	0	24
Springs	1	3	0	0/0	0/0	0	24
Donley	0	2	0	0/0	0/0	0	12
Renfro	0	2	0	0/0	0/0	0	12
Cornwell	0	1	0	0/0	0/0	0	6
Downs	0	0	1a	0/0	0/0	0	6
Jeffcoat	0	0	1b	0/0	0/0	0	6
J. Jones	0	1	0	0/0	0/0	0	6
Thurman	0	0	1c	0/0	0/0	0	6
Dutton	0	0	0	0/0	0/0	1+	2
COWBOYS	12	19	3	23/29	33/34	1	308
Opponents	8	23	5*	19/28	35/36	0	308

- a 27 interception return vs. New England (11/22)
- b fumble recovery in end zone vs. New Orleans (10/21)
- c 38 interception return vs. Philadelphia (12/2)
- + tackled Pisarcik in end zone vs. Philadelphia (12/2)
- * Header 81 fumble return vs. N.Y. Giants (9/9)
- R. Brown 5 interception return vs. Green Bay (9/23)
- Coleman 49 interception return vs. Washington (10/14)
- Winston 43 interception return vs. New Orleans (10/21)
- Green 32 interception return vs. Washington (12/9)

USUAL STARTERS

WR Tony Hill (11)	LE Ed Jones
Doug Donley (4)	LT John Dutton
LT Phil Pozderac (7)	RT Randy White
Herb Scott (5)	RE Jim Jeffcoat
Howard Richards (4)	LLB Mike Hegman
LG Glen Titensor (12)	MLB Bob Breunig (8)
Herb Scott (4)	Eugene Lockhart (8)
C Tom Rafferty	RLB Anthony Dickerson
RG Jim Cooper (7)	LCB Everson Walls
Phil Pozderac (7)	RCB Ron Fellows
RT Kurt Peterson	SS Dextor Clinkscale
TE Doug Cosbie	FS Michael Downs
WR Mike Renfro (11)	
Doug Donley (5)	
QB Gary Hogeboom (10)	
Danny White (6)	
RB Tony Dorsett	
FB Ron Springs (12)	
Timmy Newsome (4)	

1985 ★ DALLAS COWBOYS STATISTICS ★ 1985

FIRST PLACE, NFC EAST HEAD COACH: TOM LANDRY

PRESEASON (4-0)				
Date	W/L	Score	Opponent	Att.
8/10	W	27-3	GREEN BAY	41,847
8/17	W	27-24	@ San Diego (OT)	48,596
8/26	W	15-13	CHICAGO	49,540
8/31	W	20-10	HOUSTON	53,812
REGULAR SEASON (10-6)				
9/9	W	44-14	WASHINGTON	62,292
9/15	L	21-26	@ Detroit	72,985
9/22	W	20-7	CLEVELAND	61,456
9/29	W	17-10	@ Houston	49,686
10/6	W	30-29	@ N.Y. Giants	74,981
10/13	W	27-13	PITTSBURGH	62,932
10/20	L	14-16	@ Philadelphia	70,114
10/27	W	24-10	ATLANTA	57,941
11/4	L	10-21	@ St. Louis	49,347
11/10	W	13-7	@ Washington	55,750
11/17	L	0-44	CHICAGO	63,855
11/24	W	34-17	PHILADELPHIA	54,047
11/28	W	35-17	ST. LOUIS	54,125
12/8	L	24-50	@ Cincinnati	56,936
12/15	W	28-21	N.Y. GIANTS	62,310
12/22	L	16-31	@ San Francisco	60,114

1985 DIVISIONAL PLAYOFF

1/4/86 L 0-20 @ L.A. Rams 66,351

TEAM STATISTICS

	DALLAS	OPP
FIRST DOWNS	336	312
Rushing	95	98
Passing	208	193
Penalty	33	21
Third Down-Made/Att.	96/227	87/228
Third Down Efficiency	42.3	38.2
Fourth Down-Made/Att.	5/9	7/17
TOTAL NET YARDS	5,602	5,608
Avg. Per Game	350.1	350.5
Total Plays	1,093	1,076
Avg. Per Play	5.1	5.2
NET YARDS RUSHING	1,741	1,853
Avg. Per Game	108.8	115.8
Total Rushes	462	465
Avg. Per Rush	3.8	4.0
NET YARDS PASSING	3,861	3,755
Sacked/Yards Lost	44/375	62/459
Gross Yards	4,236	4,214
Attempts/Completions	587/344	549/279
Pct. of Completions	58.6	50.8
Had Intercepted	25	33
PUNTS/AVERAGE	83/41.4	78/41.3
Net Punting Average	35.3	36.7
PUNT RET./AVG.	40/5.9	44/6.5
KICKOFF RET./AVG.	62/19.5	68/19.3
INT./AVG. RET.	33/8.0	25/12.8
PENALTIES/YARDS	100/759	108/990
FUMBLES/BALL LOST	29/16	24/15
TOUCHDOWNS	43	40
Rushing	11	18
Passing	27	20
Returns	5	2
EXTRA POINTS/ATTEMPTS	42/43	37/40
FIELD GOALS/ATTEMPTS	19/28	18/27
AVG TIME OF POSSESSION	30:34	29:26

RUSHING	ATT	YDS	AVG	LG	TD
Dorsett	305	1,307	4.3	60†	7
Newsome	88	252	2.9	15	2
Hogeboom	8	48	6.0	15	1

D. White	22	44	2.0	21	1
Williams	13	40	3.1	9	0
Lavette	13	34	2.6	10	0
Fowler	7	25	3.6	6	0
J. Jones	1	0	0.0	0	0
Banks	1	-1	-1.0	-1	0
Pelluer	3	-2	-0.7	1	0
Hill	1	-6	-6.0	-6	0
COWBOYS	462	1,741	3.8	60†	11
Opponents	465	1,853	4.0	74†	18

RECEIVING	ATT	YDS	AVG	LG	TD
Hill	74	1,113	15.0	53†	7
Cosbie	64	793	12.4	42	6
Renfro	60	955	15.9	58†	8
Dorsett	46	449	9.8	56†	3
Newsome	46	361	7.9	24	1
J. Jones	24	179	7.5	35	0
Powe	15	237	16.9	34	0
Cornwell	6	77	12.8	32	1
Fowler	5	24	4.8	10	0
Gonzalez	3	28	9.3	13	0
D. White	1	12	12.0	12†	1
Lavette	1	8	8.0	8	0
COWBOYS	344	4,236	12.3	58†	27
Opponents	279	4,214	15.1	70†	20

INTERCEPTIONS	NO	YDS	AVG	LG	TD
Walls	9	31	3.4	19	0
Thurman	5	21	4.2	21†	1
Fellows	4	52	13.0	29	0
Bates	4	15	3.8	8	0
Clinkscale	3	16	5.3	11	0
Downs	3	11	3.7	11	0
Scott	2	26	13.0	26†	1
Jeffcoat	1	65	65.0	65†	1
Lockhart	1	19	19.0	19†	1
Hegman	1	7	7.0	7	0
COWBOYS	33	263	8.0	65†	4
Opponents	25	319	12.8	47	2

PUNTING	NO	YDS	AVG	TBIN20	LG	BL	NET
Saxon	82	3,396	41.9	10	20	57	1 35.6
D. White	1	43	43.0	1	0	43	0 36.0
COWBOYS	83	3,439	41.4	11	20	57	1 35.3
Opp.	78	3,218	41.3	6	23	60	1 36.7

PUNT RETURNS	NO	FC	YDS	AVG	LG	TD
Bates	22	6	152	6.9	21	0
Gonzalez	15	5	58	3.9	13	0
Banks	3	3	27	9.0	28	0
COWBOYS	40	14	237	5.9	28	0
Opponents	44	10	286	6.5	19	0

KICKOFF RETURNS	NO	FC	YDS	AVG	LG	TD
Lavette	34	682	20.1	34	0	0
Duckett	9	173	19.2	25	0	0
J. Jones	9	161	17.9	26	0	0
Williams	6	129	21.5	30	0	0
Fowler	3	48	16.0	20	0	0
Powe	1	17	17.0	17	0	0
COWBOYS	62	1,210	19.5	34	0	0
Opponents	68	1,310	19.3	43	0	0

SCORE BY QUARTERS	1	2	3	4	OT	T
COWBOYS	55	122	78	102	0	357
Opponents	66	73	98	96	0	333

FIELD GOALS	11-19	20-29	30-39	40-49	50+
Septien	1-1	5-5	8-11	4-9	1-2
COWBOYS	1-1	5-5	8-11	4-9	1-2
Opponents	0-0	3-4	10-11	5-11	0-1

Septien: (53.39.43), (42M.44M), (39.49M.33), (47M.33M.36M.35.36M), (22.29.31), (47M.38.39), (1), (28), (18), (40.50M.36), (1), (1), (1), (21), (1), (29.48.41)

Opponents: (1), (34.46.48M), (1), (33.37M), (23.37.47), (48.49M.34), (39.33.36), (38.46M.27M), (45M), (49M), (44.46.22), (26), (38, 53M), (49M), (1), (39)

SCORING	TDR	TDP	TDR	FG	PAT	S	TP
Septien	0	0	0	19/28	42/43	0	99
Dorsett	7	3	0	0/0	0/0	0	60
Renfro	0	8	0	0/0	0/0	0	48
Hill	0	7	0	0/0	0/0	0	42
Cosbie	0	6	0	0/0	0/0	0	36
Newsome	2	1	0	0/0	0/0	0	18
D. White	1	1	0	0/0	0/0	0	12
Cornwell	0	1	0	0/0	0/0	0	6
Hogeboom	1	0	0	0/0	0/0	0	6
Jeffcoat	0	1a	0	0/0	0/0	0	6
Lockhart	0	1b	0	0/0	0/0	0	6
Penn	0	0	1c	0/0	0/0	0	6
Scott	0	0	1d	0/0	0/0	0	6
Thurman	0	0	1e	0/0	0/0	0	6
COWBOYS	11	27	5	19/28	42/43	0	357
Opponents	8	20	2*	18/27	37/40	1+	333

a 65 interception return vs. N.Y. Giants (12/15)
b 19 interception return vs. Pittsburgh (10/13)
c 46 blocked punt return vs. Cincinnati (12/8)
d 26 interception return vs. Washington (9/9)
e 21 interception return vs. Washington (9/9)
* Dent 1 interception return vs. Chicago (11/17)
Richardson 36 interception return vs. Chicago (11/17)
+ Browner safety vs. Cincinnati (12/8)

USUAL STARTERS

WR Tony Hill	LE Ed Jones
LT Chris Schultz (8)	LT John Dutton
Phil Pozderac (7)	RT Randy White
LG Glen Tinsler	RE Jim Jeffcoat
C Tom Raftery	LLB Mike Hegman
RG Kurt Peterson	MLB Eugene Lockhart
RT Jim Cooper	RLB Jeff Rohrer
TE Doug Cosbie	LCB Everson Walls
WR Mike Renfro	RCB Ron Fellows (11)
QB Danny White	Victor Scott (3)
RB Tony Dorsett	SS Dextor Clinkscale
FB Timmy Newsome	FS Michael Downs

PASSING	ATT	COMP	YDS	PCT	AVG	ATT	TD	PCT	INT	LG	SKS/YDS	RATING
D. White	450	267	3,157	59.3	7.0	21	4	17	3.8	58†	30/257	80.6
Hogeboom	126	70	978	55.6	7.76	5	4	7	5.6	58†	14/118	70.8
Pelluer	8	5	47	62.5	5.88	0	0	0	0.0	28	0/0	78.7
Hill	1	1	42	100.0	42.00	0	0	0	0.0	42	0/0	118.8
J. Jones	2	1	12	50.0	6.00	1	50.0	1	50.0	12†	0/0	68.8
COWBOYS	587	344	4,236	58.6	7.22	27	4	25	4.3	58†	44/375	78.6
Opponents	549	279	4,214	50.8	7.68	20	3	33	6.0	70†	62/459	63.5

1986 ★ DALLAS COWBOYS STATISTICS ★ 1986

THIRD PLACE, NFC EAST
HEAD COACH: TOM LANDRY

PRESEASON (0-5)

Date	W/L	Score	Opponent	Att.
8/3	L	6-17	Chicago @ London	82,699
8/9	L	0-20	@ San Diego	47,744
8/16	L	19-24	@ L.A. Raiders	52,153
8/22	L	28-41	PITTSBURGH	54,299
8/30	L	14-17	HOUSTON	62,239

REGULAR SEASON (7-9)

Date	W/L	Score	Opponent	Att.
9/8	W	31-28	N.Y. GIANTS	59,804
9/14	W	31-7	@ Detroit	73,812
9/21	L	35-37	ATLANTA	62,880
9/29	W	31-7	@ St. Louis	49,077
10/5	L	14-29	@ Denver	76,082
10/12	W	30-6	WASHINGTON	63,264
10/19	W	17-14	@ Philadelphia	68,572
10/26	W	37-6	ST. LOUIS	60,756
11/2	L	14-17	@ N.Y. Giants	74,871
11/9	L	13-17	L.A. RAIDERS	61,706
11/16	W	24-21	@ San Diego	55,622
11/23	L	14-41	@ Washington	55,642
11/27	L	14-31	SEATTLE	58,023
12/7	L	10-29	@ L.A. Rams	64,949
12/14	L	21-23	PHILADELPHIA	46,117
12/21	L	10-24	CHICAGO	57,256

TEAM STATISTICS

	DALLAS	OPP
FIRST DOWNS	325	286
Rushing	98	118
Passing	199	148
Penalty	28	20
Third Down-Made/Att.	80/213	89/226
Third Down Efficiency	37.6	39.4
Fourth Down-Made/Att.	6/14	4/7
TOTAL NET YARDS	5,474	4,985
Avg. Per Game	342.2	311.6
Total Plays	1,054	1,017
Avg. Per Play	5.2	4.9
NET YARDS RUSHING	1,969	2,200
Avg. Per Game	123.1	137.5
Total Rushes	447	500
Avg. Per Rush	4.4	4.4
NET YARDS PASSING	3,505	2,785
Sacked/Yards Lost	60/498	53/364
Gross Yards	4,003	3,149
Attempts/Completions	547/319	464/226
Pct. of Completions	58.3	48.7
Had Intercepted	24	17
PUNTS/AVERAGE	87/40.2	87/41.6
Net Punting Average	34.5	36.6
PUNT RET./AVG.	46/5.5	41/7.3
KICKOFF RET./AVG.	59/20.5	66/20.6
INT./AVG. RET.	17/10.8	24/13.8
PENALTIES/YARDS	111/931	90/817
FUMBLES/BALL LOST	44/17	29/18
TOUCHDOWNS	43	41
Rushing	21	17
Passing	21	21
Returns	1	3
EXTRA POINTS/ATTEMPTS	43/43	39/41
FIELD GOALS/ATTEMPTS	15/21	16/30
AVG TIME OF POSSESSION	31:14	28:46

RUSHING

	ATT	YDS	AVG	LG	TD
Dorsett	184	748	4.1	33	5
Walker	151	737	4.9	84	12
Pelluer	41	255	6.2	21	1
Newsome	34	110	3.2	13	2
Collier	6	53	8.8	21	0
Clack	4	19	4.8	8	0
D. White	8	16	2.0	10	1
Sherrard	2	11	5.5	8	0
Cosbie	1	9	9.0	9	0
Lavette	10	6	0.6	5	0
Fowler	6	5	0.8	2	0

COWBOYS	447	1,969	4.4	84	21
Opponents	500	2,200	4.4	50	17

RECEIVING

	NO	YDS	AVG	LG	TD
Walker	76	837	11.0	84	2
Hill	49	770	15.7	63	3
Newsome	48	421	8.8	30	3
Sherrard	41	744	18.2	68	5
Cosbie	28	312	11.1	22	1
Dorsett	25	267	10.7	36	1
Renfro	22	325	14.8	30	3
Banks	17	202	11.9	23	0
Chandler	6	57	9.5	15	2
Lavette	5	31	6.2	9	1
Fowler	1	19	19.0	19	0
Clack	1	18	18.0	18	0

COWBOYS	319	4,003	12.6	84	21
Opponents	232	3,149	13.6	71	21

INTERCEPTIONS

	NO	YDS	AVG	LG	TD
Downs	6	54	9.0	31	0
Fellows	5	46	9.2	34	1
Walls	3	46	15.3	24	0
Scott	1	31	31.0	31	0
Lockhart	1	5	5.0	5	0
Holloway	1	1	1.0	1	0

COWBOYS	17	183	10.8	34	1
Opponents	24	331	13.8	56	2

PUNTING

	NO	YDS	AVG	TB IN	20 LG	BL	NET
Saxon	87	3,498	40.2	10	28	58	1 34.5
COWBOYS	87	3,498	40.2	10	28	58	1 34.5
Opp.	87	3,620	41.6	9	17	62	1 36.6

PUNT RETURNS

	NO	FC	YDS	AVG	LG	TD
Banks	27	14	160	5.9	20	0
Lavette	18	3	92	5.1	28	0
Holloway	1	0	0	0.0	0	0
COWBOYS	46	17	252	5.5	28	0
Opponents	41	14	301	7.3	26	0

KICKOFF RETURNS

	NO	YDS	AVG	LG	TD
Lavette	36	699	19.4	37	0
Clack	19	421	22.2	51	0
Newsome	2	32	16.0	18	0
Banks	1	56	56.0	56	0
Tunnei	1	0	0.0	0	0
COWBOYS	59	1,208	20.5	56	0
Opponents	66	1,358	20.6	38	0

SCORE BY

QUARTERS	1	2	3	4	OT	T
COWBOYS	61	105	62	118	0	346
Opponents	44	136	74	83	0	337

FIELD GOALS

	11-19	20-29	30-39	40-49	50+
Septien	0-0	4-5	6-7	4-7	1-2
COWBOYS	0-0	4-5	6-7	4-7	1-2
Opponents	1-1	4-5	5-8	5-7	1-9

Septien: (35), (27), (32, 42M), (31, 27, 36), (38), (44, 43, 47), (33M, 42M, 63M), (20, 44M, 20), (33, 28M), (31, 48), (31, 50)
Opponents: (36M), (1), (47, 33, 56M, 52B, 18), (42B), (1), (50M, 51M, 37M), (50M, 31M), (35, 36), (25, 51M), (45), (44M, 55M), (50M, 25, 41), (42, 26M), (37, 27), (26, 50, 40), (31)

SCORING

	TDR	TDP	TDR	FG	PAT	S	TP
Septien	0	0	0	15/21	43/43	0	88
Walker	12	2	0	0/0	0/0	0	84
Dorsett	5	1	0	0/0	0/0	0	36
Newsome	2	3	0	0/0	0/0	0	30
Sherrard	0	5	0	0/0	0/0	0	30
Hill	0	3	0	0/0	0/0	0	18
Renfro	0	3	0	0/0	0/0	0	18
Chandler	0	2	0	0/0	0/0	0	12
Cosbie	0	1	0	0/0	0/0	0	6
Fellows	0	0	1a	0/0	0/0	0	6
Lavette	0	1	0	0/0	0/0	0	6
Pelluer	1	0	0	0/0	0/0	0	6
D. White	1	0	0	0/0	0/0	0	6
COWBOYS	21	21	1	15/21	43/43	0	346
Opponents	17	21	3*	16/30	39/41	2+	337

a 22 interception return vs. St. Louis (9/29)
* Pitts 22 fumble return vs. Atlanta (9/21)
Butler 33 interception return vs. Atlanta (9/21)
Irvin 50 interception return vs. L.A. Rams (12/7)
+ R. Jones safety vs. Denver (10/5)
Jeter safety vs. L.A. Rams (12/7)

USUAL STARTERS

WR Tony Hill	LE Ed Jones
LT Mark Tunnei (11)	LT John Dutton
Phil Podzderac (3)	RT Randy White
LG Glen Tiensort	RE Jim Jeffcoat
C Tom Raftery	LLB Mike Hegman
RC Crawford Ker	MLB Eugene Lockhart
RT RLB Jeff Rohrer	RLB Jeff Rohrer
Phil Podzderac (7)	LCB Everson Walls
TE Doug Cosbie	RCB Ron Fellows
WR Mike Renfro (6)	SS Bill Bates
Gordon Banks (5)	FS Michael Downs
Mike Sherrard (4)	
QB Steve Pelluer (9)	
Danny White (6)	
RB Tony Dorsett (12)	
Herschel Walker (4)	
FB Timmy Newsome (12)	
Herschel Walker (4)	

PASSING	ATT	COMP	YDS	PCT	AVG	TD	T	INT	PCT	LG	SKS/YDS	RATING
Pelluer	378	215	2,727	56.9	7.21	8	2.1	17	4.5	84	47/362	67.9
D. White	153	95	1,157	62.1	7.56	12	7.8	5	3.3	63	10/98	97.9
Collier	15	8	96	53.3	6.40	1	6.7	2	13.3	27	3/38	55.8
Renfro	1	1	23	100.0	23.00	0	0.0	0	0.0	23	0/0	118.8
COWBOYS	547	319	4,003	58.3	7.32	21	3.8	24	4.4	84	60/498	75.7
Opponents	464	226	3,149	48.7	6.79	21	4.5	17	3.7	71	53/364	70.8

1987 ★ DALLAS COWBOYS STATISTICS ★ 1987

SECOND PLACE, NFC EAST HEAD COACH: TOM LANDRY

PRESEASON (1-3)

Date	W/L	Score	Opponent	Ath.
8/15	L	0-29	@ San Diego	48,020
8/22	W	13-3	@ San Francisco	57,598
8/30	L	10-34	L.A. RAIDERS	46,666
9/5	L	13-18	HOUSTON	47,043

REGULAR SEASON (7-8)

9/13	L	13-24	@ St. Louis	47,241
9/20	W	16-14	@ N.Y. Giants	73,426
9/27			BUFFALO	canceled
10/4	W	38-24	@ N.Y. Jets	12,370
10/11	W	41-22	PHILADELPHIA	40,622
10/19	L	7-13	WASHINGTON	60,415
10/25	L	20-37	@ Philadelphia	61,630
11/2	W	33-24	N.Y. GIANTS	55,730
11/8	L	17-27	@ Detroit	45,325
11/15	W	23-17	@ New Eng. (OT)	60,567
11/22	L	14-20	MIAMI	56,519
11/26	L	38-44	MINNESOTA (OT)	54,229
12/6	L	10-21	ATLANTA	40,013
12/13	L	20-24	@ Washington	54,822
12/21	W	29-21	@ L.A. Rams	60,700
12/27	W	21-16	ST. LOUIS	36,788

TEAM STATISTICS DALLAS OPP

FIRST DOWNS	293	294
Rushing	93	85
Passing	176	175
Penalty	24	34
Third Down-Made/Att	86/222	96/223
Third Down Efficiency	38.3	43.1
Fourth Down-Made/Att	3/9	6/14
TOTAL NET YARDS	5,056	5,061
Avg. Per Game	337.1	337.4
Total Plays	1,017	1,012
Avg. Per Play	5.0	5.0
NET YARDS RUSHING	1,865	1,617
Avg. Per Game	124.3	107.8
Total Rushes	465	459
Avg. Per Rush	4.0	3.5
NET YARDS PASSING	3,191	3,444
Sacked/Yards Lost	52/403	51/337
Gross Yards	3,594	3,781
Attempts/Completions	500/288	502/269
Pct. of Completions	57.6	53.6
Had Intercepted	20	23
PUNTS/AVERAGE	84/39.6	75/40.6
Net Punting Average	33.7	34.0
PUNT RET./AVG.	41/8.6	45/8.4
KICKOFF RET./AVG.	64/20.2	65/19.7
INT./AVG. RET.	23/0.9	20/1.0
PENALTIES/YARDS	131/1,091	100/851
FUMBLES/BALL LOST	30/20	29/20
TOUCHDOWNS	38	42
Rushing	17	19
Passing	19	21
Returns	2	2
EXTRA POINTS/ATTEMPTS	37/37	39/41
FIELD GOALS/ATTEMPTS	25/29	19/29
AVG TIME OF POSSESSION	31:01	29:28

SCORE BY QUARTERS

	1	2	3	4	OT	T
COWBOYS	71	108	78	77	6	340
Opponents	84	68	79	111	6	348

PASSING	ATT	COMP	YDS	PCT	AVG	TD	PCT	INT	PCT	LG	SKS/YDS	RATING
D. White	362	215	2,617	59.4	7.23	12	33	17	47	43	44/353	73.2
Pelluer	101	55	642	54.5	6.36	3	3.0	2	2.0	44	5/35	75.6
Sweeney	28	14	291	50.0	10.39	4	14.3	1	3.6	77	3/15	111.8
Snyder	9	4	44	44.4	4.89	0	0.0	0	0.0	22	0/0	59.5
COWBOYS	500	288	3,594	57.6	7.19	19	3.8	20	4.0	77	52/403	76.0
Opponents	502	269	3,781	53.6	7.53	21	4.2	23	4.6	62	51/337	73.0

RUSHING	ATT	YDS	AVG	LG	TD
Walker	209	891	4.3	60†	7
Dorsett	130	456	3.5	24	1
Pelluer	25	142	5.7	21	1
Blount	46	125	2.7	15	3
Newsome	25	121	4.8	24†	2
Edwards	2	61	30.5	62†	1
Adams	7	49	7.0	27†	1
D. White	10	14	1.4	8	1
Sweeney	5	8	1.6	5	0
E.J. Jones	2	7	3.5	5	0
Snyder	2	0	0.0	0	0
G. White	1	-4	-4.0	-4	0
Cosbie	1	-5	-5.0	-5	0

COWBOYS	465	1,865	4.0	62†	17
Opponents	459	1,617	3.5	52†	19

RECEIVING	ATT	YDS	AVG	LG	TD
Walker	60	715	11.9	44	1
Renfro	46	662	14.4	43	4
Cosbie	36	421	11.7	30	3
Edwards	34	521	15.3	38†	3
Newsome	34	274	8.1	30	2
Dorsett	19	177	9.3	33	1
Banks	15	231	15.4	34	1
Barksdale	12	165	13.8	22	1
Martin	7	168	24.0	77†	2
Burke	5	103	20.6	33	0
G. White	5	46	9.2	14	0
Chandler	5	25	5.0	9	1
E.J. Jones	3	16	5.3	10	0
Spivey	2	34	17.0	25	0
C. Scott	1	11	11.0	11	0
Adams	1	8	8.0	8	0
Fowler	1	6	6.0	6	0
Lavette	1	6	6.0	6	0
Blount	1	5	5.0	5	0

COWBOYS	288	3,594	12.5	77†	19
Opponents	269	3,781	14.1	62†	21

INTERCEPTIONS	NO	YDS	AVG	LG	TD
Walls	5	38	7.6	30	0
Bates	4	56	14.0	27	0
Dorsett	3	28	9.3	28	0
Haynes	3	7	2.3	7	0
Francis	2	18	9.0	18†	1
Jeffcoat	1	26	26.0	26†	1
Penn	1	21	21.0	21	0
Lockhart	1	13	13.0	13	0
R. White	1	1	1.0	1	0
Green	1	0	0.0	0	0
N. White	1	0	0.0	0	0

COWBOYS	23	208	9.0	30	2
Opponents	20	279	14.0	69	0

PUNTING	NO	YDS	AVG	TB	IN20	LG	BL	NET
Saxon	68	2,685	39.5	5	20	63	0	34.2
Sawyer	16	639	39.9	1	3	54	0	31.4
COWBOYS	84	3,324	39.6	6	23	63	0	33.7
Opp.	75	3,042	40.6	7	14	64	1	34.0

PUNT RETURNS	NO	FC	YDS	AVG	LG	TD
Martin	22	2	216	9.8	38	0
Edwards	8	1	75	9.4	13	0
Banks	5	1	33	6.6	12	0
Burke	5	1	29	5.8	13	0
Livingston	1	0	0	0.0	0	0

PUNTING	NO	YDS	AVG	TBIN20	LG	BL	NET
Season	69	2,685	39.5	5	60	60	0-24.0

KICKOFF RETURNS	NO	YDS	AVG	LG	TD
Clack	29	635	21.9	48	0
Martin	12	237	19.8	38	0
Edwards	7	155	22.1	32	0
Adams	6	113	18.8	27	0
Lavette	4	72	18.0	22	0
Spivey	2	49	24.5	29	0
Newsome	2	22	11.0	12	0
Chandler	1	7	7.0	7	0
Borresen	1	5	5.0	5	0

COWBOYS	64	1,295	20.2	48	0
Opponents	65	1,281	19.7	45	0

FIELD GOALS	11-19	20-29	30-39	40-49	50+
Ruzek	0-0	0-0	6-7	8-10	0-0
Zendejas	0-0	0-0	1-1	1-2	1-1

COWBOYS	0-0	8-8	7-8	9-12	1-1
Opponents	2-2	5-6	8-10	4-11	0-0

Ruzek: (22.29), (46.42), (28.0), (0.0), (0.0), (23.49), (25.34), (49.40), (35.38), (36M), (20.1), (38), (44), (22.43M), (37), (24.42), (44.47), (37), (0.0), (0.0), (0.0), (0.0), (33), (49M), (44.50), (0.0), (0.0), (0.0), (0.0), (0.0), (0.0)
Opponents: (23), (46M), (1), (20), (40.38M), (19.43M), (39), (46.28M), (45.21), (35), (30.19), (35M), (41), (26.48M), (33), (44B), (47M), (33.46M), (1), (31), (47M), (32.28), (37)

SCORING

	TOR	TOP	TDRI	FG	PAT	S	TP
Ruzek	0	0	0	22/25	26/26	0	92
Walker	7	1	0	0/0	0/0	0	48
Edwards	1	3	0	0/0	0/0	0	24
Newsome	2	2	0	0/0	0/0	0	24
Renfro	0	4	0	0/0	0/0	0	24
Zendejas	0	0	0	3/4	10/10	0	19
Blount	3	0	0	0/0	0/0	0	18
Cosbie	0	3	0	0/0	0/0	0	18
Burke	0	2	0	0/0	0/0	0	12
Dorsett	1	1	0	0/0	0/0	0	12
Adams	1	0	0	0/0	0/0	0	6
Banks	0	1	0	0/0	0/0	0	6
Barksdale	0	1	0	0/0	0/0	0	6
Chandler	0	1	0	0/0	0/0	0	6
Francis	0	0	1a	0/0	0/0	0	6
Jeffcoat	0	0	1b	0/0	0/0	0	6
Pelluer	1	0	0	0/0	0/0	0	6
D. White	1	0	0	0/0	0/0	0	6
Brady	0	0	0	0/0	1/1	0	6
COWBOYS	17	19	2	25/29	37/37	0	340
Opponents	19	21	2	19/29	39/41	0	348

a 18 interception return vs. New England (11/15)

b 26 interception return vs. N.Y. Giants (11/15)

* Harper 78 punt return vs. N.Y. Jets (10/4)

* R. Moore 20 fumble return vs. Atlanta (12/6)

USUAL STARTERS

WR Kelvin Edwards (9)	LE Ed Jones
Gordon Banks (4)	LT Kevin Brooks (12)
LT Mark Tuinei (8)	Mike Dwyer (3)
Darryle Smith (7)	RT Randy White
LG Nate Newton (11)	RE Jim Jeffcoat
Sal Cesario (3)	LLB Mike Hegman (10)
C Tom Raftery (12)	Dale Jones (3)
Mike Zentz (3)	MLB Eugene Lockhart (9)
RG Crawford Ker (12)	Russ Swan (3)
Bob White (3)	RLB Jeff Rohrer (12)
RT Kevin Gogan (10)	Chris Dulaney (3)
Steve Osovski (3)	LCB Everson Walls
TE Doug Cosbie (12)	RCB Ron Francis (11)
Rich Borresen (3)	Robert Williams (3)
WR Mike Renfro	SS Bill Bates (11)
QB Danny White (9)	Tommy Haynes (3)
Steve Pelluer (4)	FS Michael Downs (12)
RB Herschel Walker (7)	Alex Green (3)
Tony Dorsett (6)	
FB Timmy Newsome (8)	
Gerald White (3)	
Herschel Walker (3)	

1990 ★ DALLAS COWBOYS STATISTICS ★ 1990

FOURTH PLACE, NFC EAST
HEAD COACH: JIMMY JOHNSON

PRESEASON (1-3)

Date	W/L	Score	Opponent	Aft.
8/11	L	16-28	@ San Diego	42:221
8/18	L	14-16	@ LA Raiders	28:273
8/25	W	20-9	PITTSBURGH	47:723
9/1	L	6-27	HOUSTON	55:499

REGULAR SEASON (7-9)

Date	W/L	Score	Opponent	Aft.
9/9	W	17-14	SAN DIEGO	48:063
9/16	L	7-28	N.Y. GIANTS	61:090
9/23	L	15-19	@ Washington	53:804
9/30	L	17-31	@ N.Y. Giants	75:923
10/7	W	14-10	TAMPA BAY	60:076
10/14	L	3-20	@ Phoenix	45:235
10/21	W	17-13	@ Tampa Bay	68:315
10/28	L	20-21	PHILADELPHIA	62:605
11/4	L	9-24	@ N.Y. Jets	68:086
11/11	L	9-24	SAN FRANCISCO	62:966
11/18	W	24-21	@ LA Rams	58:589
11/22	W	27-17	WASHINGTON	60:355
12/2	W	17-13	NEW ORLEANS	60:087
12/9			- Bye -	
12/16	W	41-10	PHOENIX	60:190
12/23	L	3-17	@ Philadelphia	63:895
12/30	L	7-26	@ Atlanta	50:097

TEAM STATISTICS	DALLAS	OPP
FIRST DOWNS	250	280
Rushing	88	109
Passing	135	153
Penalty	27	18
Third Down-Made/Att	67/198	85/208
Third Down Efficiency	33.8	40.9
Fourth Down-Made/Att	5/10	8/16
TOTAL NET YARDS	4,081	4,615
Avg. Per Game	255.1	288.4
Total Plays	911	988
Avg. Per Play	4.5	4.7
NET YARDS RUSHING	1,500	1,976
Avg. Per Game	93.8	123.5
Total Rushes	393	482
Avg. Per Rush	3.8	4.1
NET YARDS PASSING	2,581	2,639
Sacked/Yards Lost	43/317	36/292
Gross Yards	2,898	2,931
Attempts/Completions	475/254	470/271
Pct. of Completions	53.5	57.7
Had Intercepted	24	11
PUNTS/AVERAGE	79/43.2	70/40.9
Net Punting Average	35.6	36.2
PUNT RET./AVG.	39/6.4	43/10.2
KICKOFF RET./AVG.	54/20.4	55/20.7
INT./AVG. RET.	11/11.5	24/14.7
PENALTIES/YARDS	98/729	104/911
FUMBLES/BALL LOST	27/9	32/19
TOUCHDOWNS	27	36
Rushing	13	18
Passing	12	12
Returns	2	6
EXTRA POINTS/ATTEMPTS	26/27	36/36
FIELD GOALS/ATTEMPTS	18/25	18/26
AVG TIME OF POSSESSION	28:44	31:16

RUSHING	ATT	YDS	AVG	LG	TD
E. Smith	241	937	3.9	48t	11
Agee	53	213	4.0	28	0
Aikman	40	172	4.3	20	1
Highsmith	19	48	2.5	7	0
Dixon	11	43	3.9	18	0
Johnston	10	35	3.5	8	1
Wright	3	26	8.7	14	0
Saxon	1	20	20.0	20	0
Laufenberg	2	6	3.0	5	0
T. Smith	6	6	1.0	3	0
Bates	1	4	4.0	4	0
Walsh	1	0	0.0	0	0
Martin	4	-2	-0.5	3	0
McKinnon	1	-8	-8.0	-8	0
COWBOYS	393	1,500	3.8	48t	13
Opponents	482	1,976	4.1	67	18

RECEIVING	NO	YDS	AVG	LG	TD
Martin	64	732	11.4	45	0
Novacek	59	657	11.1	41	4
Agee	30	272	9.1	30	1
E. Smith	24	228	9.5	57	0
Irvin	20	413	20.7	61t	5
McKinnon	14	172	12.3	28t	1
Johnston	14	148	10.6	26	1
Awalt	13	133	10.2	25	0
Wright	11	104	9.5	20	0
Highsmith	3	13	4.3	7	0
Dixon	2	26	13.0	21	0
COWBOYS	254	2,898	11.4	61t	12
Opponents	271	2,931	10.8	58t	12

INTERCEPTIONS	NO	YDS	AVG	LG	TD
Holt	3	72	24.0	64t	1
Washington	3	24	8.0	13	0
Bates	1	4	4.0	4	0
Gant	1	26	26.0	26	0
Hendrix	1	0	0.0	0	0
Horton	1	0	0.0	0	0
Williams	1	0	0.0	0	0
COWBOYS	11	126	11.5	64t	1
Opponents	24	353	14.7	61t	4

PUNTING	NO	YDS	AVG	TB IN 20	LG	BL	NET
Saxon	79	3,413	43.2	8	20	62	0 35.6
COWBOYS	79	3,413	43.2	8	20	62	0 35.6
Opp.	70	2,866	40.9	4	15	62	2 36.2

PUNT RETURNS	NO	FC	YDS	AVG	LG	TD
Shepard	20	1	121	6.1	13	0
Harris	12	6	63	5.3	12	0
Martin	5	3	46	9.2	17	0
McKinnon	2	1	20	10.0	20	0
COWBOYS	39	11	250	6.4	20	0
Opponents	43	8	438	10.2	98t	1

KICKOFF RETURNS	NO	YDS	AVG	LG	TD
Dixon	36	736	20.4	47	0
Wright	12	276	23.0	90t	1
Shepard	4	75	18.8	22	0
Stepnoski	1	15	15.0	15	0
Harris	1	0	0.0	0	0
COWBOYS	54	1,102	20.4	90t	1
Opponents	55	1,136	20.7	76t	1

SCORE BY QUARTERS	1	2	3	4	OT	T
COWBOYS	50	46	40	108	0	244
Opponents	55	102	52	100	0	308

FIELD GOALS	11-19	20-29	30-39	40-49	50+
Willis	0-0	4-4	7-9	7-8	0-4

COWBOYS	0-0	4-4	7-9	7-8	0-4
Opponents	0-0	9-9	5-8	2-6	2-3

Willis (31), (1), (33.51M, 56M, 41), (22), (1), (37), (43M, 24), (43, 43.51M), (37, 35.32), (23, 37), (53M, 23), (49, 41), (47), (1), (46), (34M, 33M)
Opponents: (31M), (1), (37, 23.24.55), (47M, 34), (33), (28, 28), (37M, 23.32), (1), (24), (39M, 42, 43M), (1), (52M, 25), (43.50), (38), (47M, 29), (44M, 23)

SCORING	TD	R	TD	FG	PAT	S	TP
Willis	0	0	0	18/25	26/26	0	80
E. Smith	11	0	0	0/0	0/0	0	66
Irvin	0	5	0	0/0	0/0	0	30
Novacek	0	4	0	0/0	0/0	0	24
Johnston	1	1	0	0/0	0/0	0	12
Agee	1	1	0	0/0	0/0	0	6
Aikman	1	0	0	0/0	0/0	0	6
Holt	0	0	1a	0/0	0/0	0	6
McKinnon	0	1	0	0/0	0/0	0	6
Wright	0	0	1b	0/0	0/0	0	6
COWBOYS	13	12	2	18/25	26/27	#	244
Opponents	18	12	6*	18/26	36/36	18	308

a 64 interception return vs. Tampa Bay (10/21)
b 90 kickoff return vs. N.Y. Giants (9/16)
Mojsiejenk stepped out of end zone vs. Washington (9/23)
* Taylor 11 interception return vs. N.Y. Giants (9/16)
Green 18 interception return vs. Washington (9/23)
Mathis 98 punt return vs. N.Y. Jets (11/4)
Allen 35 interception return vs. Philadelphia (12/23)
Jones 76 kickoff return vs. Atlanta (12/30)
Sanders 61 interception return vs. Atlanta (12/30)
& Green tackled E. Smith in end zone vs. Atlanta (12/30)

USUAL STARTERS

WR Michael Irvin (7)	LE Daniel Stubbs
Dennis McKinnon (7)	LT Dean Hamel (11)
LT Mark Turner (13)	RE Jim Jeffcoat (13)
Kevin Gogan (3)	RT Danny Noonan
LG Crawford Ker	RE Jim Jeffcoat (13)
C Mark Stepnoski	Tony Tolbert (3)
RG John Geseke (11)	LLB Jack Del Rio
Tony Slaton (4)	MLB Eugene Lockhart
RT Nate Newton	RLB Ken Norton
TE Jay Novacek	LCB Isaac Holt
WR Kelvin Martin	RCB Manny Hendrix (10)
QB Troy Aikman	Robert Williams (6)
RB Emmitt Smith	SS Vince Abrington (8)
FB Tormie Agee (11)	James Washington (8)
Alonzo Highsmith (5)	FS Ray Horton

PASSING	ATT	COMP	YDS	PCT	AVG	TD	INT	PCT	INT	LG	SKS/YDS	RATING
Aikman	399	226	2,579	56.6	6.46	11	28	18	4.5	61t	39/288	66.6
Laufenberg	67	24	279	35.8	4.16	1	1.5	6	9.0	27t	4/29	16.9
Walsh	9	4	40	44.4	4.44	0	0.0	0	0.0	20	0/0	57.6
COWBOYS	475	254	2,898	53.5	6.10	12	25	24	5.1	61t	43/317	59.4
Opponents	470	271	2,931	57.7	6.24	12	2.6	11	2.3	58t	26/292	74.9

1991 ★ DALLAS COWBOYS STATISTICS ★ 1991

SECOND PLACE, NFC EAST HEAD COACH: JIMMY JOHNSON

PRESEASON (2-2)

Date	W/L	Score	Opponent	Att.
8/3	W	24-14	@ Kansas City	56,038
8/12	L	12-17	L.A. RAIDERS	55,981
8/18	L	20-30	@ Houston	53,314
8/23	W	20-17	ATLANTA (OT)	53,689

REGULAR SEASON (11-5)

Date	W/L	Score	Opponent	Att.
9/1	W	26-14	@ Cleveland	78,860
9/9	L	31-33	WASHINGTON	63,025
9/15	L	0-24	PHILADELPHIA	62,656
9/22	W	17-9	@ Phoenix	68,814
9/29	W	21-16	N.Y. GIANTS	64,010
10/6	W	20-17	@ Green Bay	53,695
10/13	W	35-23	CINCINNATI	63,275
10/20			- Bye -	
10/27	L	10-34	@ Detroit	74,906
11/3	W	27-7	PHOENIX	61,190
11/10	L	23-26	@ Houston (OT)	63,001
11/17	L	9-22	@ N.Y. Giants	76,410
11/24	W	24-21	@ Washington	55,561
11/28	W	20-14	PITTSBURGH	62,253
12/8	W	23-10	NEW ORLEANS	64,530
12/15	W	25-13	@ Philadelphia	65,854
12/22	W	31-27	ATLANTA	60,962

1991 WILD CARD GAME

12/29	W	17-13	@ Chicago	62,594
-------	---	-------	-----------	--------

1991 DIVISIONAL PLAYOFFS

1/5/92	L	6-38	@ Detroit	78,290
--------	---	------	-----------	--------

TEAM STATISTICS

	DALLAS	OPP
FIRST DOWNS	304	299
Rushing	89	103
Passing	191	180
Penalty	24	16
Third Down-Made/Att	74/196	76/194
Third Down Efficiency	37.8	39.2
Fourth Down-Made/Att	6/14	7/17
TOTAL NET YARDS	5,101	5,066
Avg. Per Game	318.8	316.6
Total Plays	971	963
Avg. Per Play	5.3	5.3
NET YARDS RUSHING	1,711	1,571
Avg. Per Game	106.9	98.2
Total Rushes	433	400
Avg. Per Rush	4.0	3.9
NET YARDS PASSING	3,390	3,495
Sacked/Yards Lost	38/273	23/151
Gross Yards	3,663	3,646
Attempts/Completions	500/305	540/320
Pct. of Completions	61.0	59.3
Had Intercepted	12	12
PUNTS/AVERAGE	57/42.6	61/38.8
Net Punting Average	36.8	32.4
PUNT RET./AVG.	29/10.7	28/8.3
KICKOFF RET./AVG.	52/21.7	69/16.9
INT./AVG. RET.	12/13.9	12/20.3
PENALTIES/YARDS	74/610	97/801
FUMBLES/BALL LOST	23/12	23/11
TOUCHDOWNS	37	32
Rushing	15	11
Passing	16	17
Returns	6	4
EXTRA POINTS/ATTEMPTS	37/37	31/32
FIELD GOALS/ATTEMPTS	27/39	29/39
AVG TIME OF POSSESSION	30:06	29:54

RUSHING	ATT	YDS	AVG	LG	TD
E. Smith	365	1,563	4.3	75t	12
Blake	15	80	5.3	30t	1
Johnston	17	54	3.2	10	0
Agee	9	20	2.2	8	1
Aikman	16	5	0.3	9	1
Richards	2	4	2.0	3	0
Wright	2	-1	-0.5	3	0
Beuerlein	7	-14	-2.0	-1	0

COWBOYS	433	1,711	4.0	75t	15
Opponents	400	1,571	3.9	75t	11

RECEIVING	ATT	YDS	AVG	LG	TD
Irvin	93	1,523	16.4	66t	8
Novacek	59	664	11.3	49	4
E. Smith	49	258	5.3	14	1
Johnston	28	244	8.7	22	1
Harper	20	326	16.3	39	1
Martin	16	243	15.2	27	0
Roberts	16	136	8.5	21	1
Wright	10	170	17.0	53	0
Agee	7	43	6.1	9	0
Awalt	5	57	11.4	20	0
Blake	1	5	5.0	5	0
Aikman	1	-6	-6.0	-6	0

COWBOYS	305	3,663	12.0	66t	16
Opponents	320	3,646	11.4	67t	17

INTERCEPTIONS	NO	YDS	AVG	LG	TD
Holt	4	2	0.5	2	0
Brown	2	31	15.5	20	0
Washington	2	9	4.5	9	0
Edwards	1	36	36.0	36t	1
Gant	1	0	0.0	0	0
Horton	1	65	65.0	65t	1
Williams	1	24	24.0	24	0

COWBOYS	12	167	13.9	65t	2
Opponents	12	244	20.3	96t	2

PUNTING	NO	YDS	AVG	TB	IN20	LG	BL	NET
Saxon	57	2,426	42.6	5	16	64	0	36.8
COWBOYS	57	2,426	42.6	5	16	64	0	36.8
Opp.	61	2,364	38.8	4	14	77	3	32.4

PUNT RETURNS	NO	FC	YDS	AVG	LG	TD
Martin	21	8	244	11.6	85t	1
Shepard	6	3	57	9.5	14	0
Horton	1	0	8	8.0	8	0
Brownlow	1	0	0	0.0	0	0
Wright	0	1	0	0.0	0	0

COWBOYS	29	12	309	10.7	85t	1
Opponents	28	10	231	8.3	34	0

KICKOFF RETURNS	NO	YDS	AVG	LG	TD
Wright	21	514	24.5	102t	1
Dixon	18	398	22.1	39	0
Gant	6	114	19.0	26	0
Shepard	3	54	18.0	21	0
Martin	3	47	15.7	25	0
Horton	1	0	0.0	0	0

COWBOYS	52	1,127	21.7	102t	1
Opponents	69	1,169	16.9	82t	1

SCORE BY QUARTERS	1	2	3	4	OT	T
COWBOYS	91	105	35	111	0	342
Opponents	61	89	66	91	3	310

FIELD GOALS	11-19	20-29	30-39	40-49	50+
Willis	2-2	6-6	9-11	6-13	4-7
COWBOYS	2-2	6-6	9-11	6-13	4-7
Opponents	1-1	11-11	5-5	9-14	3-8

Willis: (38.25,22.54), (51), (1), (48M,52M,45M,41), (1), (40M,23.39), (1), (47B,35), (36.27), (35.37,45), (22.31,18), (51B,32M,42), (45M,18,47B,38M,43), (50,41,40), (50,55M,32.37), (20,45M), (45M), (53,52,45,46), (42,55M), (49M), (45M), (45M), (43,52M,29,25), (42), (45,24,26), (44,32), (1), (52,19,22,41M,23), (27,37,22), (1), (42, 51M), (54M), (37,51M,47), (49M,25,29,49M)
--

SCORING	TDR	TOP	TDR1	FG	PAT	S	TP
Willis	0	0	0	27/39	37/3	0	118
E. Smith	12	1	0	0/0	0/0	0	78
Irvin	0	8	0	0/0	0/0	0	48
Novacek	0	4	0	0/0	0/0	0	24
Horton	0	0	2a	0/0	0/0	0	12
Agee	1	0	0	0/0	0/0	0	6
Aikman	1	0	0	0/0	0/0	0	6
Blake	1	0	0	0/0	0/0	0	6
Edwards	0	0	1b	0/0	0/0	0	6
Harper	0	1	0	0/0	0/0	0	6
Johnston	0	1	0	0/0	0/0	0	6
Martin	0	0	1c	0/0	0/0	0	6
Roberts	0	1	0	0/0	0/0	0	6
R. Williams	0	0	1d	0/0	0/0	0	6
Wright	0	0	1e	0/0	0/0	0	6
Hendrix	0	0	0	0/0	0/0	1#	2

- a 20 fumble return vs. N.Y. Giants (9/29)
- 65 interception return vs. Green Bay (10/6)
- b 36 interception return vs. Cincinnati (10/13)
- c 85 punt return vs. Philadelphia (12/15)
- d 18 blocked punt return vs. Houston (11/10)
- e 102 kickoff return vs. Atlanta (12/22)
- # tackled Butty in end zone vs. Philadelphia (12/25)
- * Wilson 82 kickoff return vs. Green Bay (10/6)
- White 55 blocked FG return vs. Detroit (10/27)
- Crockett 96 interception return vs. Detroit (10/27)
- Mayhew 31 interception return vs. Washington (11/24)

USUAL STARTERS

WR Alvin Harper (5)	LE Tony Tolbert
Alfredo Roberts (5)	LT Tony Casillas
Alexander Wright (5)	RT Russell Maryland (7)
LT Mark Tuinei (12)	Jimmie Jones (6)
Alan Veingrad (3)	Danny Noonan (3)
LG Kevin Gogan	RE Jim Jeffcoat
C Mark Stepanoski	LLB Ken Norton
RG John Gesek	MLB Jack Del Rio
RT Nate Newton	RLB Vinson Smith
TE Jay Novacek (12)	LCB Isaac Holt
Alfredo Roberts (4)	ROB Larry Brown (13)
WR Michael Irvin	Manny Hendrix (3)
QB Troy Aikman (12)	SS James Washington
Steve Beuerlein (4)	FS Ray Horton
RB Emmitt Smith	
FB Daryl Johnston	

PASSING	ATT	COMP	YDS	PCT	ATT	TD	PCT	INT	PCT	LG	SKS/YDS	RATING
Aikman	363	237	2,754	65.3	7.59	11	3.0	12	2.8	61	32/224	86.7
Beuerlein	137	68	909	49.6	6.64	5	3.6	2	1.5	66t	6/49	77.2
COWBOYS	500	305	3,663	61.0	7.33	16	3.2	12	2.4	66t	38/273	84.1
Opponents	540	320	3,646	59.3	6.75	17	3.1	12	2.2	67t	23/151	80.8

1992 ★ DALLAS COWBOYS STATISTICS ★ 1992

FIRST PLACE, NFC EAST HEAD COACH: JIMMY JOHNSON

PRESEASON (2-3)

Date	W/L	Score	Opponent	Ath.
8/2	L	23-34	Houston @ Tokyo	51,058
8/7	W	27-24	@ Miami	50,803
8/15	L	16-17	HOUSTON	61,334
8/22	W	17-3	DENVER	61,485
8/28	L	13-20	CHICAGO	60,218

PRESEASON (13-3)

Date	W/L	Score	Opponent	Ath.
9/7	W	23-10	WASHINGTON	63,538
9/13	W	34-28	@ N.Y. Giants	76,430
9/20	W	31-20	PHOENIX	62,575
9/27	-	Bye	-	-
10/5	L	7-31	@ Philadelphia	66,572
10/11	W	27-0	SEATTLE	62,311
10/18	W	17-10	KANSAS CITY	64,615
10/25	W	28-13	@ L.A. Raiders	91,505
11/1	W	20-10	PHILADELPHIA	65,012
11/8	W	37-3	@ Detroit	74,816
11/15	L	23-27	L.A. RAMS	63,690
11/22	W	16-10	@ Phoenix	72,439
11/26	W	30-3	N.Y. GIANTS	62,416
12/6	W	31-27	@ Denver	74,946
12/13	L	17-20	@ Washington	56,437
12/21	W	41-17	@ Atlanta	67,036
12/27	W	27-14	CHICAGO	63,101

1992 DIVISIONAL PLAYOFFS

1/10/93W	34-10	PHILADELPHIA	63,721
----------	-------	--------------	--------

1992 NFC CHAMPIONSHIP GAME

1/17/93W	30-20	@ San Francisco	64,920
----------	-------	-----------------	--------

SUPER BOWL XXVII

(Pasadena)

1/31/93W	52-17	Buffalo	98,374
----------	-------	---------	--------

TEAM STATISTICS

	DALLAS	OPP
FIRST DOWNS	324	241
Rushing	119	68
Passing	183	147
Penalty	22	26
Third Down-Made/Att.	87/208	50/184
Third Down Efficiency	41.8	27.2
Fourth Down-Made/Att.	8/12	7/15
TOTAL NET YARDS	5,606	3,933
Avg. Per Game	350.4	245.8
Total Plays	1,014	873
Avg. Per Play	5.5	4.5
NET YARDS RUSHING	2,121	1,244
Avg. Per Game	132.6	77.8
Total Rushes	500	345
Avg. Per Rush	4.2	3.6
NET YARDS PASSING	3,485	2,689
Sacked/Yards Lost	23/112	44/347
Gross Yards	3,597	3,036
Attempts/Completions	491/314	484/263
Pct. of Completions	64.0	54.3
Had Intercepted	15	17
PUNTS/AVERAGE	61/43.0	87/42.1
Net Punting Average	33.5	35.1
PUNT RET./AVG.	44/12.5	34/11.7
KICKOFF RET./AVG.	37/18.9	60/20.3
INT./AVG. RET.	17/9.3	15/20.0
PENALTIES/YARDS	91/650	94/727
FUMBLES/BALL LOST	16/9	25/14
TOUCHDOWNS	48	29
Rushing	20	11
Passing	23	16
Returns	5	2
EXTRA POINTS/ATTEMPTS	47/48	27/29
FIELD GOALS/ATTEMPTS	24/35	14/17
AVG TIME OF POSSESSION	33:57	26:03

RUSHING	ATT	YDS	AVG	LG	TD
E. Smith	373	1,713	4.6	68†	18
Richards	49	176	3.6	15	1
Aikman	37	105	2.8	19	1
Johnston	17	61	3.6	14	0
Agee	16	54	3.4	10	0
Harper	1	15	15.0	15	0
Martin	2	13	6.5	8	0
Beuerlein	4	-7	-1.8	-1	0
Irvin	1	-9	-9.0	-9	0

COWBOYS	500	2,121	4.2	68†	20
Opponents	345	1,244	3.6	28	11

RECEIVING	NO	YDS	AVG	LG	TD
Irvin	78	1,396	17.9	87†	7
Novacek	68	630	9.3	34	6
E. Smith	59	335	5.7	26†	1
Harper	35	562	16.1	52	4
Martin	32	359	11.2	27	3
Johnston	32	249	7.8	18	2
Roberts	3	36	12.0	18	0
Agee	3	18	6.0	8	0
Richards	3	8	2.7	6	0
Gesek	1	4	4.0	4	0

COWBOYS	314	3,597	11.5	87†	23
Opponents	263	3,036	11.5	81	16

INTERCEPTIONS	NO	YDS	AVG	LG	TD
Washington	3	31	10.3	16	0
Gant	3	19	6.3	11	0
Everett	2	28	14.0	17	0
Horton	2	15	7.5	15†	1
Holt	2	11	5.5	8	0
K. Smith	2	10	5.0	7	0
Brown	1	30	30.0	30	0
Myles	1	13	13.0	13	0
Harper	1	1	1.0	1	0

COWBOYS	17	158	9.3	30	1
Opponents	15	300	20.0	59	0

PUNTING	NO	YDS	AVG	TB IN20	LG	BL	NET
Saxon	61	2,620	43.0	9	19	58	0 33.5
COWBOYS	61	2,620	43.0	9	19	58	0 33.5
Opp.	87	3,660	42.1	3	17	73	2 35.1

PUNT RETURNS	NO	FC	YDS	AVG	LG	TD
Martin	42	18	532	12.7	79†	2
K. Smith	1	0	17	17.0	17	0
Horton	1	0	1	1.0	1	0
COWBOYS	44	18	550	12.5	79†	2
Opponents	34	6	397	11.7	65	0

KICKOFF RETURNS	NO	YDS	AVG	LG	TD
Martin	24	503	21.0	59	0
Wright	8	117	14.6	21	0
Holmes	3	70	23.3	28	0
K. Smith	1	9	9.0	9	0
Edwards	1	0	0.0	0	0
COWBOYS	37	699	18.9	59	0
Opponents	60	1,217	20.3	42	0

PASSING	ATT	COMP	YDS	PCT	AVG	TD
Aikman	473	302	3,445	63.8	7.28	28
Beuerlein	18	12	152	66.7	8.44	0
COWBOYS	491	314	3,597	64.0	7.33	23
Opponents	484	263	3,036	54.3	6.27	16

SCORE BY QUARTERS	1	2	3	4	OT	T
COWBOYS	108	116	134	51	0	409
Opponents	54	53	51	85	0	243

FIELD GOALS	11-19	20-29	30-39	40-49	50+
Elliott	0-0	6-7	10-14	5-10	3-4
COWBOYS	0-0	6-7	10-14	5-10	3-4
Opponents	1-1	4-4	4-5	5-7	0-0

Elliott: (32M), (39.35), (338.29), (48M), (31.51, 42M), (51M, 39), (48M), (42M, 38M, 35, 48), (25, 42, 30), (37, 42, 36), (28), (45, 33.5), (53, 32M), (23), (47, 22, 46M), (28M, 21, 34)
Opponents: (49), (1), (22, 42), (40), (40M), (32), (1), (18), (36), (33, 44), (20), (35M, 42, 44M), (1), (32, 22), (27), (1)

SCORING	TDR	TOP	TDR1	FG	PAT	S	TP
Elliott	0	0	0	24/35	47/48	0	119
E. Smith	18	1	0	0/0	0/0	0	114
Irvin	0	7	0	0/0	0/0	0	42
Novacek	0	6	0	0/0	0/0	0	36
Martin	0	3	2a	0/0	0/0	0	30
Harper	0	4	0	0/0	0/0	0	24
Johnston	0	2	0	0/0	0/0	0	12
Aikman	1	0	0	0/0	0/0	0	6
Horton	0	0	1b	0/0	0/0	0	6
Maryland	0	0	1c	0/0	0/0	0	6
Richards	1	0	0	0/0	0/0	0	6
R. Williams	0	0	1d	0/0	0/0	0	6
Holt	0	0	0	0/0	0/0	1#	2
COWBOYS	20	23	5	24/35	47/48	1	409
Opponents	11	16	2	14/17	27/29	0	243

a 79 punt return vs. Washington (9/7)
74 punt return vs. L.A. Rams (11/15)
b 15 interception return vs. Seattle (10/11)
c 26 fumble return vs. Chicago (12/27)
d 3 block punt return vs. N.Y. Giants (9/13)
Blocked punt out of end zone vs. Washington (9/7)
* Copeland fumble recovery in end zone vs. Washington (12/13)
Zorich 42 fumble return vs. Chicago (12/27)

USUAL STARTERS

WR Alvin Harper	LE Tony Tolbert
LT Mark Tuinei	LT Tony Casillas
LG Nate Newton	RT Russell Maryland
C Mark Stepnoski	RE Charles Haley (13)
RG John Gesek	Jim Jeffcoat (3)
RT Erik Williams	LLB Vinson Smith (13)
TE Jay Novacek	Kenneth Gant (3)
WR Michael Irvin	MLB Robert Jones (13)
QB Troy Aikman	Ken Norton (3)
RB Emmitt Smith	RLB Ken Norton
FB Darryl Johnston	LCB Issiac Holt (11)
	Kevin Smith (5)
	RCB Larry Brown
	SS Thomas Everett (9)
	James Washington (6)
	FS James Washington (9)
	Ray Horton (7)

PASSING	ATT	COMP	YDS	PCT	AVG	TD	PCT TD	PCT INT	PCT LG	SKS/YDS	RATING
Aikman	473	302	3,445	63.8	7.28	28	23	4.9	14	3.0	87†
Beuerlein	18	12	152	66.7	8.44	0	0.0	1	5.6	27	0/0
COWBOYS	491	314	3,597	64.0	7.33	23	4.7	15	3.1	87†	23/112
Opponents	484	263	3,036	54.3	6.27	16	3.3	17	3.5	67	44/347

1993 ★ DALLAS COWBOYS STATISTICS ★ 1993

RECORD: 12-4,
FIRST PLACE, NFC EAST
HEAD COACH: JIMMY JOHNSON

PRESEASON (1-3-1)			
Date	W/L	Score	Opponent
8/1	L	7-13	MINNESOTA
8/8	T	13-13	Det. @ London (OT)
8/14	W	13-7	L.A. RAIDERS
8/21	L	20-23	Houston @ San Ant.
8/27	L	21-23	@ Chicago
REGULAR SEASON (12-4)			
Date	W/L	Score	Opponent
9/6	L	16-35	@ Washington
9/12	L	10-13	BUFFALO
9/19	W	17-10	@ Phoenix
9/26			- Bye -
10/3	W	36-14	GREEN BAY
10/10	W	27-3	@ Indianapolis
10/17	W	26-17	SAN FRANCISCO
10/24			- Bye -
10/31	W	23-10	@ Philadelphia
11/7	W	31-9	N.Y. GIANTS
11/14	W	20-15	PHOENIX
11/21	L	14-27	@ Atlanta
11/25	L	14-16	MIAMI
12/6	W	23-17	PHILADELPHIA
12/12	W	37-20	@ Minnesota
12/18	W	28-7	@ New York Jets
12/26	W	38-3	WASHINGTON
1/2/94	W	16-13	@ N.Y. Giants (OT)
DIVISIONAL PLAYOFF			
1/16/94	W	27-17	GREEN BAY
NFC CHAMPIONSHIP GAME			
1/23/94	W	38-21	SAN FRANCISCO
SUPER BOWL XXVIII (Atlanta)			
1/30/94	W	30-13	Buffalo

TEAM STATISTICS	DALLAS	OPP
FIRST DOWNS	322	297
Rushing	120	94
Passing	172	176
Penalty	30	27
Third Down-Made/Att.	83/198	87/219
Third Down Efficiency	41.9	39.7
Fourth Down-Made/Att.	7/12	6/17
TOTAL NET YARDS	5,615	4,767
Avg. Per Game	350.9	297.9
Total Plays	994	1012
Avg. Per Play	5.6	4.7
NET YARDS RUSHING	2,161	1,651
Avg. Per Game	135.1	103.2
Total Rushes	490	423
Avg. Per Rush	4.4	3.9
NET YARDS PASSING	3,454	3,116
Avg. Per Game	215.9	194.8
Sacks/Yards Lost	29/163	34/231
Gross Yards	3,617	3,347
Attempts/Completions	475/317	555/334
Pct. of Completions	66.7	60.2
Had Intercepted	6	14
PUNTS/AVERAGE	56/41.8	78/41.3
Net Punting Average	37.7	34.8
PUNT RET./AVG.	37/10.3	32/5.3
KICKOFF RET./AVG.	36/21.1	66/18.6
INT./AVG. RET.	14/12.2	6/7.8
PENALTIES/YARDS	94/744	87/653
FUMBLES/BALL LOST	33/16	22/14
TOUCHDOWNS	41	23
Rushing	20	7
Passing	18	14
Returns	3	2
EXTRA POINTS/ATTEMPTS	40/41	23/23
FIELD GOALS/ATTEMPTS	30/37	22/27
AVG TIME OF POSSESSION	30:56	29:04

RUSHING	ATT	YDS	AVG	LG	TD
E. Smith	283	1,486	5.3	62	9
Lassic	75	269	3.6	15	3
Coleman	34	132	3.9	16	2
Aikman	32	125	3.9	20	0
Johnston	24	74	3.1	11	3
Gainer	9	29	3.2	8	0
K. Williams	7	26	3.7	12	2
Agee	6	13	2.2	6	0
Kosar	9	7	0.8	4	0
Irvin	2	6	3.0	9	0
Novacek	1	2	2.0	21	1
J. Garrett	8	-8	-1.0	0	0

COWBOYS	ATT	YDS	AVG	LG	TD
Opponents	490	2,161	4.4	62	20
Opponents	423	1,651	3.9	77	7

RECEIVING	ATT	YDS	AVG	LG	TD
Irvin	88	1,330	15.1	61	7
E. Smith	57	414	7.3	86	1
Johnston	50	372	7.4	20	1
Novacek	44	445	10.1	30	1
Harper	36	777	21.6	80	5
K. Williams	20	151	7.6	33	2
Lassic	9	37	4.1	9	0
Gainer	6	37	6.3	8	0
Coleman	4	24	6.0	10	0
T. Williams	1	25	25.0	45	0
Price	1	4	4.0	4	0
Galbraith	1	1	1.0	11	1

COWBOYS	ATT	YDS	AVG	LG	TD
Opponents	317	3,617	11.4	86	18
Opponents	334	3,347	10.0	70	14

INTERCEPTIONS	NO	YDS	AVG	LG	TD
K. Smith	6	56	9.3	32	1
Bates	2	25	12.5	22	0
Everett	2	25	12.5	17	0
Washington	1	38	38.0	24	0
Norton	1	25	25.0	25	0
Marion	1	2	2.0	2	0
Gant	1	0	0.0	0	0

COWBOYS	NO	YDS	AVG	LG	TD
Opponents	14	171	12.2	32	1
Opponents	6	47	7.8	26	0

PUNTING	NO	YDS	AVG	TB	20 LG	BL	NET
Jett	56	2,342	41.8	3	22	59	0 37.7
COWBOYS	56	2,342	41.8	3	22	59	0 37.7
Opp.	78	3,219	41.3	6	21	60	0 34.8

PUNT RETURNS	NO	FC	YDS	AVG	LG	TD
K. Williams	36	14	381	10.6	64	2
Washington	1	0	0	0.0	0	0

COWBOYS	NO	FC	YDS	AVG	LG	TD
Opponents	37	14	381	10.3	64	2
Opponents	32	12	169	5.3	20	0

KICKOFF RETURNS	NO	YDS	AVG	LG	TD
K. Williams	31	689	22.2	49	0
K. Smith	1	33	33.0	33	0
Gant	1	18	18.0	18	0
R. Jones	1	12	12.0	12	0
Hennings	1	7	7.0	7	0
Novacek	1	-1	-1.0	-1	0
Vanderbeek	0	0	0.0	0	0

303

SCORE BY QUARTERS	1	2	3	4	OT	T
COWBOYS	76	124	86	87	3	376
Opponents	43	46	79	61	0	229

FIELD GOALS	11-19	20-29	30-39	40-49	50+
Murray	4-4	4-4	9-12	8-8	3-5
Elliott	0-0	1-1	0-1	1-2	0-0
COWBOYS	4-4	5-5	9-13	9-10	3-5
Opponents	3-3	11-11	5-6	3-7	0-0

Murray: (1,1), (23,50M), (33,19,19,50,48), (30,32), (48,39,29,35M 18), (35,23,40), (34,54M), (44,43), (-), (32M), (23,19,47), (51,52,46), (1,39M,38), (32,38,41).
Elliott: (22), (49M,43,30M).
Opponents: (32M), (48,35), (20), (42M), (27), (25), (33), (21,45,29), (19,47), (26,24), (44M), (20,31,41B,19), (25,44M), (19,21), (1), (32), (29,31).

SCORING	TDR	TDP	TDR1	FG	PAT	S	TP
Murray	0	0	0	28/33	38/38	0	122
E. Smith	9	1	0	0/0	0/0	0	60
Irvin	0	7	0	0/0	0/0	0	42
K. Williams	2	2	2a	0/0	0/0	0	36
Harper	0	5	0	0/0	0/0	0	30
Johnston	3	1	0	0/0	0/0	0	24
Lassic	3	0	0	0/0	0/0	0	18
Coleman	0	2	0	0/0	0/0	0	12
Novacek	1	1	0	0/0	0/0	0	12
Elliott	0	0	0	2/4	2/3	0	8
Galbraith	0	1	0	0/0	0/0	0	6
K. Smith	0	0	1b	0/0	0/0	0	6

COWBOYS	20	18	3	30/37	40/41	0	376
Opponents	7	14	2	22/27	23/23	1a	229

a 64 yd. punt return, vs. Miami (11/25)
 b 62 yd. punt return, vs. Washington (12/26)
 c 32 yd. interception return, @ N.Y. Jets (12/18)
 * 95 yd. kickoff ret., R. Brooks, vs. G. Bay (10/3)
 47 yd. fum. ret., E. Davis, vs. S.F. (10/17)
 # Kosar intentional grounding in end zone vs. Phoenix (11/14)

USUAL STARTERS

WR Alvin Harper	LE Tony Tolbert
LT Mark Tuinei	LT Tony Casillas
LG Nate Newton	RT Russell Maryland (12)
C Mark Stepanoski (13)	RE Leon Lett (4)
Frank Cornish (3)	RE Charles Haley (11)
RG Kevin Gogan	RE Jim Jeffcoat (3)
RT Erik Williams	LLB Dixon Edwards (3)
TE Jay Novacek	MLB Ken Norton (13)
WR Michael Irvin	RB Robert Jones (3)
QB Troy Aikman	RLB Darren Smith (12)
RB Emmitt Smith (13)	Ken Norton (3)
Derrick Lassic (3)	LCB Kevin Smith
FB Daryl Johnston	RCB Larry Brown
	SS Darren Woodson
	FS Thomas Everett

1994 ★ DALLAS COWBOYS STATISTICS ★ 1994

FIRST PLACE, NFC EAST HEAD COACH: BARRY SWITZER

PRESEASON (2-3)

Date	W/L	Score	Opponent	Att.
7/31	W	17-9	MINNESOTA	59,062
8/7	L	19-27	L.A. RAIDERS	61,932
8/15	L	0-6	Hous. @ Mex. City	112,376
8/21	W	34-10	DENVER	63,923
8/25	L	10-28	@ New Orleans	57,281

REGULAR SEASON (12-4)

9/4	W	26-9	@ Pittsburgh	60,156
9/11	W	20-17	HOUSTON	64,402
9/19	L	17-20	DETROIT (OT)	64,102
9/25			— Bye —	
10/2	W	34-7	@ Washington	55,394
10/9	W	38-3	ARIZONA	64,518
10/16	W	24-13	PHILADELPHIA	64,703
10/23	W	28-21	@ Arizona	71,023
10/30	W	23-20	@ Cincinnati	57,096
11/7	W	38-10	N.Y. GIANTS	64,836
11/13	L	14-21	@ San Francisco	69,014
11/20	W	31-7	WASHINGTON	64,644
11/24	W	42-31	GREEN BAY	64,597
12/4	W	31-19	@ Philadelphia	65,947
12/10	L	14-19	CLEVELAND	64,826
12/19	W	24-16	@ New Orleans	67,323
12/24	L	10-15	@ N.Y. Giants	66,943

DIVISIONAL PLAYOFF

11/8/95	W	35-9	GREEN BAY	64,475
---------	---	------	-----------	--------

NFC CHAMPIONSHIP GAME

1/15/96	L	28-38	@ San Francisco	69,125
---------	---	-------	-----------------	--------

TEAM STATISTICS

	DALLAS	OPP
FIRST DOWNS	322	273
Rushing	136	86
Passing	160	157
Penalty	26	30
Third Down-Made/Att.	93/209	91/229
Third Down Efficiency	44.5	39.7
Fourth Down-Made/Att.	6/7	8/17
TOTAL NET YARDS	5,321	4,313
Avg. Per Game	332.6	269.6
Total Plays	1,018	1,006
Avg. Per Play	5.2	4.3
NET YARDS RUSHING	1,953	1,561
Avg. Per Game	122.1	97.6
Total Rushes	550	437
Avg. Per Rush	3.6	3.6
NET YARDS PASSING	3,368	2,752
Avg. Per Game	210.5	172.0
Sacks/Yards Lost	20/93	47/299
Gross Yards	3,461	3,051
Attempts/Completions	48/282	522/269
Pct. of Completions	62.9	51.5
Had Intercepted	14	22
PUNTS/AVERAGE	70/41.9	84/43.3
Net Punting Average	35.4	36.8
PUNT RET./AVG.	44/9.2	36/10.5
KICKOFF RET./AVG.	50/25.7	82/20.8
INT./AVG. RET.	22/13.5	14/12.9
PENALTIES/YARDS	100/895	102/826
FUMBLES/BALL LOST	22/10	15/9
TOUCHDOWNS	50	27
Rushing	26	8
Passing	19	19
Returns	5	0
EXTRA POINT/ATTEMPTS	48/50	24/27
Kicking Made-Attempts	48/48	24/24
Passing Made-Attempts	0/0	0/2
Rushing Made-Attempts	0/2	0/1
FIELD GOALS/ATTEMPTS	22/29	20/25
AVG. TIME OF POSSESSION	31:35	28:25

RUSHING	ATT	YDS	AVG	LG	TD
E. Smith	368	1,484	4.0	46	21
Coleman	64	180	2.8	13	1
Johnston	40	138	3.5	9	2
B. Thomas	24	70	2.9	11	1
Aikman	30	62	2.1	13	1
K. Williams	6	20	3.3	8	0
Agee	5	4	0.8	3	0
Wilson	1	-1	-1.0	-1	0
Garrett	3	-2	-0.7	0	0
Peete	9	-2	-0.2	2	0
COWBOYS	550	1,953	3.6	46	26
Opponents	437	1,561	3.6	40	8

RECEIVING	NO	YDS	AVG	LG	TD
Irvin	79	1,241	15.7	65	6
E. Smith	50	341	6.8	68	1
Novacek	47	475	10.1	27	2
Johnston	44	325	7.4	24	2
Harper	33	821	24.9	90	8
K. Williams	13	181	13.9	29	0
Coleman	8	46	5.8	14	0
Galbraith	4	31	7.8	15	0
B. Thomas	2	1	0.5	5	0
Agee	1	2	2.0	2	0
Kenard	1	-3	-3.0	-3	0
COWBOYS	282	3,461	12.3	90	19
Opponents	269	3,051	11.3	67	19

INTERCEPTIONS	NO	YDS	AVG	LG	TD
Woodson	5	140	28.0	94	1
Washington	5	43	8.6	25	0
Brown	4	21	5.3	14	0
D. Smith	2	13	6.5	13	1
K. Smith	2	11	5.5	11	0
Tolbert	1	54	54.0	54	1
Marion	1	11	11.0	11	0
Halley	1	1	1.0	1	0
Gant	1	0	0.0	0	0
Holmes	0	3	3.0	3	0
COWBOYS	22	297	13.5	94	3
Opponents	14	180	12.9	56	0

PUNTING	NO	YDS	AVG	TB	IN20	LG	BL	NET
Jett	70	2,935	41.9	4	26	58	0	35.4
COWBOYS	70	2,935	41.9	4	26	58	0	35.4
Opp.	84	3,637	43.3	7	31	80	0	36.8
PUNT RETURNS	NO	FC	YDS	AVG	LG	TD		
K. Williams	39	13	349	8.9	83	1		
Holmes	5	1	55	11.0	19	0		
COWBOYS	44	14	404	9.2	83	1		
Opponents	36	14	378	10.5	58	0		

KICKOFF RETURNS	NO	YDS	AVG	LG	TD
K. Williams	43	1,148	26.7	87	1
Holmes	4	89	22.3	32	0
Marion	2	39	19.5	21	0
R. Jones	1	8	8.0	8	0
COWBOYS	50	1,284	25.7	87	1
Opponents	62	1,709	20.8	67	0

PASSING	ATT	COMP	YDS	PCT	ATT	AVG
Aikman	361	233	2,676	64.5	7.41	
Peete	56	33	470	58.9	8.39	
Garrett	31	16	315	51.6	10.16	
COWBOYS	448	282	3,461	62.9	7.73	
Opponents	522	269	3,051	51.5	5.84	

SCORE BY QUARTERS	1	2	3	4	OT	T
COWBOYS	100	122	104	88	0	414
Opponents	34	93	46	72	3	248

FIELD GOALS	11-19	20-29	30-39	40-49	50+
Boniot	3-3	3-4	10-12	6-9	0-1
COWBOYS	3-3	3-4	10-12	6-9	0-1
Opponents	1-1	6-6	8-8	5-6	0-4

Boniot: (40,31,21,32), (45,29), (19), (28,47), (41M, 19), (37), (43B), (38M, 37, 43, 38), (45), (43M), (32,51M), (41,37,35), (19), (1), (30,20B), (37, 37M)
Opponents: (41), (41), (32,51M, 57B, 51B, 44), (1), (42), (1), (22,33), (23), (1), (53M), (28), (22, 19), (34,32,43,32), (40M, 21, 32, 29), (36,30)

SCORING	TDR	TDP	TDR1	FG	PAT	S	TP
E. Smith	21	1	0	0/0	0/0	0	132
Boniot	0	0	0	22/29	48/48	0	114
Harper	0	8	0	0/0	0/0	0	48
Irvin	0	6	0	0/0	0/0	0	36
Johnston	2	2	0	0/0	0/0	0	24
Novacek	0	2	0	0/0	0/0	0	12
K. Williams	0	0	2a	0/0	0/0	0	12
Aikman	1	0	0	0/0	0/0	0	6
Coleman	1	0	0	0/0	0/0	0	6
D. Smith	0	0	1b	0/0	0/0	0	6
B. Thomas	1	0	0	0/0	0/0	0	6
Tolbert	0	0	1c	0/0	0/0	0	6
Woodson	0	0	1d	0/0	0/0	0	6
COWBOYS	26	19	5	22/29	48/48	0	414
Opponents	8	19	0	20/25	24/24	1	248

2-Pt Conversions: Team 0-2, Opponents 0-3

- a 87 yd. kickoff return vs. Arizona (10/9)
- 83 yd. punt return vs. Washington (11/20)
- b 13 yd. interception return @ New Orleans (12/19)
- c 54 yd. interception return @ New Orleans (12/19)
- d 94 yd. interception return @ Philadelphia (12/4)
- * R Peete fumble out of end zone, @ NY Giants (12/24)

USUAL STARTERS

WR Alvin Harper	LE Tony Tolbert
LT Mark Tuinei	LT Russell Maryland
LG Nate Newton	RT Leon Lett
C Mark Stepnoski	RE Charles Haley
RG Derrek Kennard	LLB Dixon Edwards
RT Larry Allen (9)	MLB Robert Jones
Erik Williams (7)	RLB Darrin Smith
TE Jay Novacek	LCB Kevin Smith
WR Michael Irvin	RCB Larry Brown
QB Troy Aikman	SS Darren Woodson
RB Emmitt Smith	FS James Washington
FB Daryl Johnston	

	PCT	TD	INT	PCT	INT	LG	SKS/YDS	RATING
COWBOYS	19	4.2	14	3.1	90	20/93	87.8	
Opponents	19	3.6	22	4.2	67	47/299	64.0	

1995 ★ DALLAS COWBOYS STATISTICS ★ 1995

FIRST PLACE, NFC EAST HEAD COACH: BARRY SWITZER

PRESEASON (2-3)

Date	W/L	Score	Opponent	Att.
7/29	W	21-15	BUFFALO	62,752
8/5	L	14-27	OAKLAND	62,031
8/12	L	7-9	Buffalo @ Toronto	55,799
8/21	L	17-20	@ Denver	72,451
8/26	W	10-0	Houston @ San Ant.	52,512

REGULAR SEASON (12-4)

Date	W/L	Score	Opponent	Att.
9/4	W	35-0	@ N.Y. Giants	77,454
9/10	W	31-21	DENVER	64,578
9/17	W	23-17	@ Minnesota (OT)	60,088
9/24	W	34-20	ARIZONA	64,560
10/1	L	23-27	@ Washington	55,489
10/8	W	34-24	GREEN BAY	64,806
10/15	W	23-9	@ San Diego	62,664
10/22			- Bye -	
10/29	W	28-13	@ Atlanta	70,089
11/6	W	34-12	PHILADELPHIA	64,876
11/12	L	20-32	SAN FRANCISCO	65,180
11/19	W	24-21	@ Oakland	54,092
11/23	W	24-12	KANSAS CITY	64,901
12/3	L	17-20	WASHINGTON	64,866
12/10	L	17-20	@ Philadelphia	66,198
12/17	W	20-20	N.Y. GIANTS	64,400
12/25	W	37-13	@ Arizona	72,394

DIVISIONAL PLAYOFF

1/7/96	W	30-11	PHILADELPHIA	64,372
--------	---	-------	--------------	--------

NFC CHAMPIONSHIP GAME

1/14/96	W	38-27	GREEN BAY	65,135
---------	---	-------	-----------	--------

SUPER BOWL XXX (Phoenix)

1/28/96	W	27-17	Pittsburgh	76,347
---------	---	-------	------------	--------

RUSHING	ATT	YDS	AVG	LG	TD
E. Smith	377	1,773	4.7	60t	25
S. Williams	48	205	4.3	44t	1
Johnston	25	111	4.4	18	2
K. Williams	10	53	5.3	14	0
Aikman	21	32	1.5	12	1
Wilson	10	12	1.2	11	0
Sanders	2	9	4.5	8	0
Lang	1	7	7.0	7	0
Garrett	1	-1	1.0	-1	0

COWBOYS	495	2,201	4.4	60t	29
Opponents	442	1,772	4.0	48t	1

RECEIVING	ATT	YDS	AVG	LG	TD
Irvin	111	1,603	14.4	50	10
Novacek	62	705	11.4	33t	5
E. Smith	62	375	6.0	40	0
K. Williams	38	613	16.1	48t	2
Johnston	30	248	8.3	24	1
Bjornson	7	53	7.6	16	0
Fleming	6	83	13.8	16	0
S. Williams	3	28	9.3	24	0
Sanders	2	25	12.5	19	0
Watkins	1	8	8.0	8	0

COWBOYS	322	3,741	11.6	50	18
Opponents	293	3,491	11.9	81t	17

INTERCEPTIONS	NO	YDS	AVG	LG	TD
Brown	6	124	20.7	65t	2
Marion	6	40	6.7	32t	1
Woodson	2	46	23.0	37t	1
Sanders	2	34	17.0	34	0
Myles	1	15	15.0	15	0
Brice	1	2	2.0	2	0
Holmes	1	0	0.0	0	0

COWBOYS	19	261	13.7	65t	4
Opponents	10	155	15.5	48t	1

PUNTING	NO	YDS	AVG	TRIN20	LG	BL	NET
Jett	53	2,166	40.9	6	17	58	0 34.5
Boniol	2	77	38.5	0	2	56	0 38.5
COWBOYS	55	2,243	40.8	6	19	58	0 34.7
Opp.	65	2,775	42.7	3	22	60	0 37.8

PUNT RETURNS	NO	FC	YDS	AVG	LG	TD
K. Williams	18	15	166	9.2	30	0
Holmes	4	1	35	8.8	13	0
Sanders	1	1	54	54.0	43	0
COWBOYS	23	17	255	11.1	43	0
Opponents	22	10	216	9.8	21	0

KICKOFF RETURNS	NO	YDS	AVG	LG	TD
K. Williams	49	1,108	22.6	43	0
Holmes	5	134	26.8	46	0
Marion	1	16	16.0	16	0
Sanders	1	15	15.0	15	0
Schwartz	1	9	9.0	9	0
Watkins	1	-6	-6.0	-6	0
COWBOYS	58	1,276	22.0	46	0
Opponents	85	1,661	19.5	59	0

SCORE BY QUARTERS	1	2	3	4	OT	T
COWBOYS	102	133	83	111	6	435
Opponents	38	104	78	71	0	291

FIELD GOALS	11-19	20-29	30-39	40-49	50+
Boniol	0-0	11-12	13-13	3-3	0-0
COWBOYS	0-0	11-12	13-13	3-3	0-0
Opponents	1-1	7-7	7-8	7-10	0-1

Boniol: (1), (45), (39,20M), (25,30), (32,34,23), (24, 35), (30), (1), (42,37), (26,37), (26,38), (20), (37), (21), (27,32,23,45), (39,23,24)
Opponents: (42B), (1), (42,48M), (54M,31,19), (38, 46), (42), (1), (21,40), (36,37), (26), (31M), (34,37), (47), (42,27,38,42), (40M,20, 27), (21,23)

SCORING	TD	TD	TD	2P	FG	PAT	\$	TP
E. Smith	25	0	0	0	0/0	0/0	0	150
Boniol	0	0	0	0	27/28	46/48	0	127
Irvin	0	0	0	0	0/0	0/0	0	60
Novacek	0	5	0	1	0/0	0/0	0	32
Johnston	2	1	0	0	0/0	0/0	0	18
Brown	0	0	2a	0	0/0	0/0	0	12
K. Williams	0	2	0	0	0/0	0/0	0	12
Aikman	1	0	0	0	0/0	0/0	0	6
Marion	0	0	1b	0	0/0	0/0	0	6
S. Williams	1	0	0	0	0/0	0/0	0	6
Woodson	0	0	1c	0	0/0	0/0	0	6
COWBOYS	29	18	4	1	27/28	46/48	0	435
Opponents	13	17	2	1	22/27	29/29	1	291

2-Pt Conversions: Team 1-2, Opponents 1-3

- a 20 yd. interception return vs Philadelphia (11/6)
- 65 yd. interception return @ Philadelphia (12/10)
- b 32 yd. interception return @ Arizona (11/25)
- c 37 yd. interception return - Washington (10/1)
- * Hanks 38 yd. fumble return vs San Francisco (11/12)
- A. Williams 48 yd. int. return @ Arizona (12/25)
- + Aikman sacked in end zone @ San Diego (10/15)

TEAM STATISTICS	DALLAS	OPP
FIRST DOWNS	364	303
Rushing	141	113
Passing	195	165
Penalty	28	25
Third Down-Made/Att.	83/186	97/216
Third Down Efficiency	.44.6	.44.9
Fourth Down-Made/Att.	8/13	8/19
TOTAL NET YARDS	5,824	5,044
Avg. Per Game	364.0	315.3
Total Plays	1,007	1,001
Avg. Per Play	5.8	5.0
NET YARDS RUSHING	2,201	1,772
Avg. Per Game	137.6	110.8
Total Rushes	495	442
Avg. Per Rush	4.4	4.0
NET YARDS PASSING	3,623	3,272
Avg. Per Game	226.4	204.5
Sacked/Yards Lost	18/118	36/219
Gross Yards	3,741	3,491
Attempts/Completions	494/322	523/293
Pct. of Completions	65.2	56.0
Had Intercepted	10	19
PUNTS/AVERAGE	55/40.8	65/42.7
Net Punting Average	34.7	37.8
PUNT RET./AVG.	23/11.1	22/9.8
KICKOFF RET./AVG.	58/22.0	85/19.5
INT./AVG. RET.	19/13.7	10/15.5
PENALTIES/YARDS	90/695	112/913
FUMBLES/BALL LOST	24/13	16/6
TOUCHDOWNS	51	32
Rushing	29	13
Passing	18	17
Returns	4	2
EXTRA POINT/ATTEMPTS	47/50	30/32
Kicking Made-Attempts	46/48	29/29
Passing Made-Attempts	1/2	1/3
Rushing Made-Attempts	0/0	0/0
FIELD GOALS/ATTEMPTS	27/28	22/27
AVG. TIME OF POSSESSION	31:15	28:45

PASSING	ATT	COMP	YDS	PCT	AVG	TD	PCT	PCT	LG	SKS/YDS	RATING	
Aikman	432	280	3,304	64.8	7.65	16	3.7	7	1.6	50	14/89	93.6
Wilson	57	38	391	66.7	6.86	1	1.8	3	5.3	38	4/29	70.1
Garrett	5	4	46	80.0	9.20	1	20.0	0	0.0	24	0/0	144.6
COWBOYS	494	322	3,741	65.2	7.57	18	3.6	10	2.0	50	18/118	91.7
Opponents	523	293	3,491	56.0	6.67	17	3.3	19	3.6	81t	36/219	72.3

1996 ★ DALLAS COWBOYS STATISTICS ★ 1996

FIRST PLACE, NFC EAST HEAD COACH: BARRY SWITZER

PRESEASON (2-3)

Date	W/L	Score	Opponent	Air.
7/27	W	35-34	OAKLAND	61.524
8/5	L	6-32	Kan. City @ Mont.	45.128
8/12	L	7-31	NEW ENGLAND	57.874
8/17	L	3-20	DENVER	56.115
8/24	W	24-19	Houston @ Orlando	44.296

REGULAR SEASON (10-6)

Date	W/L	Score	Opponent	Air.
9/2	L	6-22	@ Chicago	63.076
9/8	W	27-0	N.Y. GIANTS	63.069
9/15	L	24-25	INDIANAPOLIS	63.021
9/22	L	7-10	@ Buffalo	78.098
9/30	W	23-19	@ Philadelphia	67.201
10/6			- Bye -	
10/13	W	17-3	ARIZONA	64.096
10/20	W	32-28	ATLANTA	64.091
10/27	W	29-10	@ Miami	75.283
11/3	L	21-31	PHILADELPHIA	64.952
11/10	W	20-17	@ San Fran. (OT)	68.919
11/18	W	21-6	GREEN BAY	65.032
11/24	L	6-20	@ N.Y. Giants	77.081
11/28	W	21-10	WASHINGTON	64.955
12/10	W	10-6	@ Arizona	70.763
12/15	W	12-6	NEW ENGLAND	65.578
12/22	L	10-37	@ Washington	56.454

1996 NFC WILD CARD GAME

12/28	W	40-15	MINNESOTA	64.682
-------	---	-------	-----------	--------

1996 DIVISIONAL PLAYOFF

1/5/97	L	17-26	@ Carolina	72.808
--------	---	-------	------------	--------

RUSHING	ATT	YDS	AVG	LG	TD
E. Smith	327	1,204	3.7	42	12
Sh. Williams	69	269	3.9	27	0
Walker	10	83	8.3	39t	1
Johnston	22	48	2.2	7	0
Aikman	35	42	1.2	10	1
K. Williams	4	11	2.8	9	0
Wilson	4	5	1.3	8	0
Sanders	3	2	0.7	3	0
Jett	1	-23	-23.0	-23	0

COWBOYS	475	1,641	3.5	42	14
Opponents	437	1,576	3.6	37	10

RECEIVING	NO	YDS	AVG	LG	TD
Irvin	64	962	15.0	61	2
Bjornson	48	388	8.1	25	3
E. Smith	47	249	5.3	21	3
Johnston	43	278	6.5	23	1
Sanders	36	475	13.2	41	1
K. Williams	27	323	12.0	31	1
Martin	25	380	15.2	60t	1
Walker	7	89	12.7	24	0
Sh. Williams	5	41	8.2	13	0
Armstrong	2	10	5.0	6	0
St. Williams	1	32	32.0	32	0
Mitchell	1	17	17.0	17	0
Ware	1	5	5.0	5	0

COWBOYS	307	3,249	10.6	61	12
Opponents	271	3,025	11.2	52	10

INTERCEPTIONS	NO	YDS	AVG	LG	TD
K. Smith	5	45	9.0	24	0
Woodson	5	43	8.6	21	0
Teague	4	47	11.8	22	0
Harper	2	30	15.0	15	0
Sanders	2	3	1.5	2	0
Strickland	1	0	0.0	0	0

COWBOYS	19	168	8.8	24	0
Opponents	14	250	17.9	104t	1

PUNTING	NO	YDS	AVG	TB	IN20	LG	BL	NET
Jett	74	3,150	42.6	9	22	60	0	36.8

COWBOYS	74	3,150	42.6	9	22	60	0	36.8
Opp.	75	3,459	46.1	5	23	67	0	39.5

PUNT RETURNS	NO	FC	YDS	AVG	LG	TD
Martin	41	10	373	9.1	22	0
K. Williams	2	0	17	8.5	9	0
Sanders	1	1	4	4.0	4	0
COWBOYS	44	11	394	9.0	22	0
Opponents	32	23	249	7.8	52	0

KICKOFF RETURNS	NO	YDS	AVG	LG	TD
Walker	27	779	28.9	89	0
K. Williams	21	471	22.4	39	0
Marion	3	68	22.7	37	0
C. Williams	2	21	10.5	21	0
COWBOYS	53	1,339	25.3	89	0
Opponents	70	1,431	20.4	50	0

PASSING	ATT	COMP	YDS	PCT	AVG	ATT
Aikman	465	296	3,126	63.7	6.72	
Wilson	18	8	79	44.4	4.39	
Garrett	3	3	44	100.0	14.67	
Sh. Williams	1	0	0	0.0	0.00	
COWBOYS	487	307	3,249	63.0	6.67	
Opponents	484	271	3,025	56.0	6.25	

SCORE BY QUARTERS	1	2	3	4	OT	T
COWBOYS	60	85	57	81	3	286
Opponents	52	80	51	67	0	250

FIELD GOALS	11-19	20-29	30-39	40-49	50+
Bonioli	1-1	13-13	12-13	5-7	1-2
COWBOYS	1-1	13-13	12-13	5-7	1-2
Opponents	1-1	10-11	8-10	7-8	2-2

Bonioli	(28,43M,28),(23,29),(52,40M,57M), (36B),(46,30,21),(23),(49),(33,29,24), (19,37),(26,29),(45,37,42,45,35,39,28), (31,37),(1),(31),(23,36,35,29),(34)
Opponents:	(31,35M,42,34),(1),(23,25,52,43), (32),(46,29B),(49),(23,54,32,28), (37),(26),(30),(28),(32M),(45,46), (40B,21),(33,28),(21,30),(46,29,18)

SCORING	TDR	TD	TD	2P	FG	PAT	TP
Bonioli	0	0	0	0	32/36/24/25	0	120
E. Smith	12	3	0	0	0/0	0/0	90
Bjornson	0	3	0	1	0/0	0/0	20
Irvin	0	2	0	1	0/0	0/0	14
Sanders	0	1	1a	0	0/0	0/0	12
Aikman	1	0	0	0	0/0	0/0	6
Johnston	0	1	0	0	0/0	0/0	6
Martin	0	1	0	0	0/0	0/0	6
Walker	1	0	0	0	0/0	0/0	6
K. Williams	0	1	0	0	0/0	0/0	6

COWBOYS	14	12	1	0	32/36/24/25	0	286
Opponents	10	10	4	0	28/32/20/20	1	250

2-Pt Conversions: Cowboys 2-2 Opponents 0-4

a 22 yard fumble return vs. Indianapolis (9/15)
 * Cox fumble recovery in end zone @ Chicago (9/2)
 Hall 32 yard interception return @ Philadelphia (9/30)
 Vincent 90 yard interception return vs. Philadelphia (11/3)
 Wooten 54 fumble return @ N.Y. Giants (11/24)
 + Jett runs out of end zone for safety @ Philadelphia (9/30)

USUAL STARTERS

WR Kevin Williams (9)	LE Tony Tolbert
DE Don Sanders (3)	LT Chad Hennings
LT Mark Tuinei	RT Leon Lett
LG Nate Newton	RE Shante Carter (7)
C Ray Donaldson	Charles Haley (5)
RG Larry Allen	Hurvin McCormack (3)
RT Erik Williams	LLB Broderick Thomas (8)
TE Eric Bjornson (10)	Randall Godfrey (6)
Tyji Armstrong (5)	MLB Fred Strickland
WR Michael Irvin (11)	RLB Darin Smith
DE Don Sanders (5)	LCB Kevin Smith
QB Troy Aikman	RCB Deion Sanders
RB Emmitt Smith	SS Darren Woodson
FB Daryl Johnston	FS Brock Marion (10)
	George Teague (6)

PCT	TD	INT	PCT	LG	SKS/YDS	RATING
12	2.6	13	2.8	61	18/120	80.1
0	0.0	1	5.6	20	1/7	34.3
0	0.0	0	0	32	0/0	118.8
0	0.0	0	0	0	0/0	39.6
12	2.5	14	2.9	61	19/127	78.6
10	2.1	19	3.9	52	37/219	65.3

1997 ★ DALLAS COWBOYS STATISTICS ★ 1997

FOURTH PLACE, NFC EAST
HEAD COACH: BARRY SWITZER

PRESEASON (2-2)				
Date	W/L	Score	Opponent	Att.
8/3	L	27-34	OAKLAND	61,028
8/8	L	10-16	@ New England	58,440
8/15	W	34-31	ST. LOUIS	60,402
8/22	W	34-10	TENNESSEE	61,001
REGULAR SEASON (6-10)				
8/31	W	37-7	@ Pittsburgh	60,396
9/7	L	22-25	@ Arizona (OT)	71,578
9/15	W	21-20	PHILADELPHIA	63,942
9/21			- Bye -	
9/28	W	27-3	CHICAGO	64,082
10/5	L	17-20	@ N. Y. Giants	77,137
10/13	L	16-21	@ Washington	76,159
10/19	W	26-22	JACKSONVILLE	64,464
10/26	L	12-13	@ Philadelphia	67,106
11/2	L	10-17	@ San Francisco	68,657
11/9	W	24-6	ARIZONA	64,302
11/16	W	17-14	WASHINGTON	60,559
11/23	L	17-45	@ Green Bay	64,111
11/27	L	14-21	TENNESSEE	63,421
12/8	L	13-23	CAROLINA	63,251
12/14	L	24-31	@ Cincinnati	60,043
12/21	L	20-20	N. Y. GIANTS	63,746

TEAM STATISTICS	DALLAS	OPPOSITE
FIRST DOWNS	279	281
Rushing	82	104
Passing	170	139
Penalty	27	38
Third Down-Made/Att	83/229	89/233
Third Down Efficiency	36.2	38.2
Fourth Down-Made/Att	6/13	5/11
TOTAL NET YARDS	4,778	4,516
Avg. Per Game	298.6	282.2
Total Plays	1,015	1,022
Avg. Per Play	4.7	4.4
NET YARDS RUSHING	1,637	1,994
Avg. Per Game	102.3	124.4
Total Rushes	423	511
Avg. Per Rush	3.9	3.9
NET YARDS PASSING	3,141	2,522
Avg. Per Game	196.3	157.7
Sacked/Yards Lost	39/313	38/195
Gross Yards	3,454	2,717
Attempts/Completions	553/314	473/253
Pct. of Completions	56.8	53.9
Had Intercepted	12	10
PUNTS/AVERAGE	86/41.8	95/43.9
Net Punting Average	35.4	36.7
POINT RET./AVG.	46/11.1	40/9.9
KICKOFF RET./AVG.	63/24.1	65/18.8
INT./AVG. RET.	7/18.6	12/17.7
PENALTIES/YARDS	116/1,058	99/757
FUMBLES/BALL LOST	23/11	27/12
TOUCHDOWNS	29	36
Rushing	6	12
Passing	19	20
Returns	4	4
EXTRA POINT/ATTEMPTS	26/29	36/36
Kicking Made-Attempts	24/24	34/34
Passing Made-Attempts	2/5	2/2
Rushing Made-Attempts	0/0	0/0
FIELD GOALS/ATTEMPTS	34/38	30/27
AVG TIME OF POSS.	29:53	20:21

RUSHING	ATT	YDS	AVG	LG	TD
E. Smith	261	1,074	4.1	44	4
Sh. Williams	121	468	3.9	18	2
Aikman	25	79	3.2	13	0
Walker	6	20	3.3	11	0
Miller	1	6	6.0	6	0
Johnston	2	3	1.5	3	0
Wilson	6	-2	-0.3	3	0
Sanders	1	-11	-11.0	-11	0
COWBOYS	423	1,637	3.9	44	6
Opponents	511	1,994	3.9	41	12

RECEIVING	ATT	YDS	AVG	LG	TD
Irvin	75	1,180	15.7	55	9
Bjornson	47	442	9.4	32	0
Miller	46	645	14.0	54	4
E. Smith	40	234	5.9	24	0
St. Williams	30	308	10.3	20	1
Sh. Williams	21	159	7.6	18	0
Johnston	18	166	9.2	21	1
LaFleur	18	122	6.8	17	2
Walker	14	149	10.6	64†	2
B. Davis	3	33	11.0	12	0
Galbraith	2	16	8.0	11	0
COWBOYS	314	3,454	11.0	64†	19
Opponents	253	2,717	10.7	61	20

INTERCEPTIONS	NO	YDS	AVG	LG	TD
Sanders	2	81	40.5	50t	1
Stoutmire	2	8	4.0	8	0
K. Smith	1	21	21.0	21	0
Woodson	1	14	14.0	14	0
Coakley	1	6	6.0	6	0
COWBOYS	7	130	18.6	50t	1
Opponents	12	211	17.6	61t	1

PUNTING	NO	YDS	AVG	TB	IN20	LG	BL	NET
Gowin	86	3,592	41.8	9	26	72	0	35.4
COWBOYS	86	3,592	41.8	9	26	72	0	35.4
Opp.	95	4,142	43.6	10	27	66	0	36.0

PUNT RETURNS	NO	FC	YDS	AVG	LG	TD
Sanders	33	12	407	12.3	83½	1
Mathis	11	2	91	8.3	45	0
St. Williams	2	0	14	7.0	14	0
Pittman	1	0	0	0.0	0	0
COWBOYS	47	14	512	10.9	83½	1
Opponents	40	19	365	9.1	37	0

KICKOFF RETURNS	NO	YDS	AVG	LG	TD
Walker	50	1,167	23.3	49	0
Marion	10	311	31.1	49	0
Galbraith	2	24	12.0	11	0
Sanders	1	18	18.0	18	0
COWBOYS	63	1,520	24.1	49	0
Opponents	65	1,172	18.0	34	0

SCORE BY QUARTERS	1	2	3	4	OT	T
COWBOYS	41	95	86	82	0	304
Opponents	64	71	86	90	3	314

FIELD GOALS	11-19	20-29	30-39	40-49	50+
Cunningham	1-1	16-16	9-9	7-10	1-1
Gowin	0-0	0-0	0-0	0-0	0-1

COWBOYS	1-1	16-16	9-9	7-10	1-2
Opponents	2-2	8-8	4-6	6-9	0-2

Cunningham: (52,24,28),(24,47,37,34,28,40B),
(46,48,25,23,22),(33,23),(38,40M,
31,27),(19),(37,21),(26,24,35,43)

Gowin: 0 0 0 0 0 0 (63M) 0 0 0 0 0 0 0 0 0 0

Opponents: (1), (20), (49-45M, 44), (21), (27, 22), (1),
(1), (52M, 47M, 29, 37), (28), (46M, 42,
39, 51M), (1), (34M, 32), (29, 19), (34,
40, 18), (42), (28, 42, 38M)

SCORING	TDR	TOP	TDR1	2P1	FG	PAT	S	TP
Cunningham	0	0	0	0	34/37	24/24	0	126
Irvin	0	9	0	0	0/0	0/0	0	0
E. Smith	4	0	0	1	0/0	0/0	0	26
Miller	0	4	0	0	0/0	0/0	0	24
LaFleur	0	2	0	0	0/0	0/0	0	12
Sanders	0	0	2	a	0/0	0/0	0	12
Walker	0	2	0	0	0/0	0/0	0	12
Sh. Williams	2	0	0	0	0/0	0/0	0	12
Coakley	0	0	1	b	0/0	0/0	0	6
Hennings	0	0	1	c	0/0	0/0	0	6
Johnston	0	1	0	0	0/0	0/0	0	6
St. Williams	0	1	0	0	0/0	0/0	0	6
Bjornson	0	0	1	0	0/0	0/0	0	2
Gowin	0	0	0	0	0/1	0/0	0	0

COWBOYS	6	19	4	2	34/38	24/24	0	304
Opponents	12	20	4*	2	20/27	34/34	0	314

2-Pt Conversions: Cowboys 2-5; Opponents 2-2

a 83 yard punt return vs. Chicago (9/28)
50 yard interception return @ Green Bay
(11/23)

b 16 yard fumble return @ Washington (10/13)
c 4 yard fumble return @ Arizona (9/7)

* Thomas 37 yard fumble return vs. Philadelphia (9/15)

Wooten 61 interception return @ N.Y. Giants
(10/5)

Sharper 34 yard fumble return @ Green Bay
(11/23)

Robertson 42 yard fumble return vs. Tennessee (11/27)

USUAL STARTERS

WR	Anthony Miller	LE	Tony Tolbert
LT	George Hegamin (7)	LT	Tony Cassilas
	Mark Tuiene (6)	RT	Chad Hennings (8)
	Larry Allen (3)		Antonio Anderson (5)
LG	Nate Newton		Leon Lett (3)
C	Clay Shiver	RE	Shante Carver
RG	Larry Allen (13)	LLB	Randall Godfrey
	John Flannery (3)	MLB	Fred Strickland
RT	Erk Williams	RLB	DeDe Coakley
TE	Eric Bjornson	LCB	Kevin Smith
WR	Michael Irvin	RCB	Dion Sanders (13)
QB	Troy Aikman		Kevin Mathis (3)
RB	Emmitt Smith	SS	Darren Woodson
FB	Daryl Johnson (6)	FS	Brock Marion
	Herschel Walker (6)		
	David LaFleur (3)		

PASSING	ATT	COMP	YDS	PCT	AVG	PCT	PCT	PCT	LG	SKS/YDS	RATING
					ATT	TD	INT	INT			
Aikman	518	292	3,283	56.4	6.34	19	3.7	12	2.3	64t	33/269 78.0
Wilson	21	12	115	57.1	5.47	0	0.0	0	0.0	32	4/26 72.5
Garrett	14	10	156	71.4	4.00	0	0.0	0	0.0	12	2/18 78.3
COWBOYS	553	314	3,454	56.8	6.25	19	3.4	12	2.2	64t	39/313 77.8
Opponents	473	253	2,717	53.5	6.54	20	4.2	7	1.5	61	38/195 78.5

1998 ★ DALLAS COWBOYS STATISTICS ★ 1998

FIRST PLACE, NFC EAST HEAD COACH: CHAN GAILEY

PRESEASON (0-5)					
Date	W/L	Score	Opponent	Air.	
8/1	L	19-20	SEATTLE	59,357	
8/8	L	3-16	OAKLAND	61,048	
8/17	L	3-21	@ Mex. City	106,424	
8/22	L	14-22	@ St. Louis	56,461	
8/22	L	20-42	@ Jacksonville	71,526	
REGULAR SEASON (10-6)					
9/6	W	38-10	ARIZONA	63,602	
9/13	L	23-42	@ Denver	75,013	
9/21	W	31-7	@ N.Y. Giants	78,039	
9/27	L	12-13	OAKLAND	63,544	
10/4	W	31-10	@ Washington	72,284	
10/11	W	27-20	CAROLINA	64,181	
10/18	L	12-13	@ Chicago	59,201	
10/25			- Bye -		
11/2	W	34-0	@ Philadelphia	67,002	
11/8	W	16-6	N.Y. GIANTS	64,316	
11/15	W	35-28	@ Arizona	69,923	
11/22	W	30-22	SEATTLE	64,142	
11/26	L	36-46	MINNESOTA	64,366	
12/6	L	3-22	@ New Orleans	65,065	
12/13	L	17-20	@ Kansas City	77,697	
12/20	W	13-9	PHILADELPHIA	62,722	
12/27	W	23-7	WASHINGTON	63,565	
1998 NFC WILD CARD GAME					
1/2/99	L	7-20	ARIZONA	62,969	

TEAM STATISTICS			DALLAS	OPP
FIRST DOWNS			308	276
Rushing			125	84
Passing			154	162
Penalty			29	30
Third Down-Made/Att.			76/206	71/210
Third Down Efficiency			36.9	33.8
Fourth Down-Made/Att.			8/12	5/20
TOTAL NET YARDS			5,450	5,164
Avg. Per Game			340.6	322.8
Total Plays			992	988
Avg. Per Play			5.5	5.2
NET YARDS RUSHING			2,014	1,619
Avg. Per Game			125.9	101.2
Total Rushes			499	401
Avg. Per Rush			4.0	4.0
NET YARDS PASSING			3,436	3,545
Avg. Per Game			214.8	221.6
Sacked/Yards Lost			19/110	34/222
Gross Yards			3,546	3,767
Attempts/Completions			474/279	553/290
Pct. of Completions			58.9	52.4
Had Intercepted			8	14
PUNTS/AVERAGE			78/42.8	85/42.4
Net Punting Average			36.6	35.0
PUNT RET./AVG.			39/12.6	34/6.2
KICKOFF RET./AVG.			51/23.4	69/18.5
INT./AVG. RET.			14/17.9	8/15.1
PENALTIES/YARDS			128/1,108	120/917
FUMBLES/BALL LOST			18/7	23/12
TOUCHDOWNS			42	32
Rushing			21	10
Passing			17	21
Returns			4	1
EXTRA POINT/ATTEMPTS			40/42	31/32
Kicking Made-Attempts			40/40	29/30
Passing Made-Attempts			0/2	1/1
Rushing Made-Attempts			0/0	0/1
FIELD GOALS/ATTEMPTS			29/35	16/19
AVG TIME OF POSS.			31:50	28:10

RUSHING	ATT	YDS	AVG	LG	TD
E. Smith	319	1,332	4.2	32	13
Warren	59	291	4.9	49	4
S. Williams	64	220	3.4	24	1
Aikman	22	69	3.1	23	2
Gowin	1	33	33.0	33	0
Johnston	8	17	2.1	6	0
B. Davis	4	15	3.8	8	0
Garrett	11	14	1.3	5	0
Ogden	1	12	12.0	12	0
Mills	3	9	3.0	5	0
Bjornson	1	7	7.0	7	1
Irvin	1	1	1.0	1	0
Quinn	5	-6	-1.2	-1	0
COWBOYS	499	2,014	4.0	49	21
Opponents	401	1,619	4.0	63	10

RECEIVING	NO	YDS	AVG	LG	TD
Irvin	74	1,057	14.3	51	1
B. Davis	39	691	17.7	80	3
Mills	28	479	17.1	43	4
E. Smith	27	175	6.5	24	2
LaFleur	20	176	8.8	24	2
Jeffers	18	330	18.3	67	2
Johnston	18	60	3.3	9	1
Bjornson	15	218	14.5	43	1
Warren	13	66	5.1	15	1
S. Williams	11	104	9.5	30	0
Ogden	8	63	7.9	12	0
Sanders	7	100	14.3	55	0
Clay	1	27	27.0	27	0
COWBOYS	279	3,546	12.7	80	17
Opponents	290	3,767	13.0	89	21

INTERCEPTIONS	NO	YDS	AVG	LG	TD
Sanders	5	153	30.6	71	1
K. Smith	2	31	15.5	22	0
M. Smith	2	0	0.0	0	0
Wheaton	1	41	41.0	41	0
Coakley	1	18	18.0	18	0
Reese	1	6	6.0	6	0
Woodson	1	1	1.0	1	0
Godfrey	1	0	0.0	0	0
COWBOYS	14	250	17.9	71	1
Opponents	8	121	15.1	30	1

PUNTING	NO	YDS	AVG	TB	LG	BL	NET
Gowin	77	3,342	43.4	14	31	65	136.6
COWBOYS	78	3,342	42.8	14	31	65	136.6
Opp.	85	3,604	42.4	7	22	65	0.35.0

USUAL STARTERS

WR Billy Davis	LE Kavika Pittman
LT Larry Allen	LT Leon Lett
LG Nate Newton	RT Chad Hennings
C Clay Shiver (9)	RE Greg Ellis
Michael Kisekel (7)	LLB Randall Godfrey
RG Flozell Adams (10)	MLB Fred Strickland
Everett McIver (6)	RLB Dexter Coakley
RT Erik Williams	LCB Kevin Smith (12)
TE David LaFleur	Kevin Mathis (4)
WR Michael Irvin	RCB Deion Sanders (11)
QB Troy Aikman (11)	Charlie Williams (3)
Jason Garrett (5)	SS Darren Woodson
RB Emmitt Smith	FS Omar Stoutmire (12)
FB Darryl Johnston	George Teague (4)

PUNT RETURNS	NO	FC	YDS	AVG	LG	TD
Sanders	24	8	375	15.6	69	2
Hughes	10	3	93	9.3	35	0
Warren	2	1	11	5.5	6	0
Mathis	2	1	3	1.5	5	0
K. Smith	1	0	11	11.0	11	0
COWBOYS	39	13	493	12.6	69	2
Opponents	34	13	210	6.2	18	0

KICKOFF RETURNS	NO	YDS	AVG	LG	TD
Mathis	25	621	24.8	42	0
Hughes	11	274	24.9	36	0
Warren	5	90	18.0	23	0
S. Williams	4	103	25.8	40	0
Ogden	3	65	21.7	28	0
Sanders	1	16	16.0	16	0
LaFleur	1	12	12.0	12	0
B. Davis	1	10	10.0	10	0
COWBOYS	51	1,191	23.4	42	0
Opponents	69	1,274	18.5	44	0

SCORE BY QUARTERS	1	2	3	4	OT	T
COWBOYS	72	124	80	105	-	381
Opponents	77	82	66	50	-	275

FIELD GOALS	11-19	20-29	30-39	40-49	50+
Cunningham	1-1	9-9	8-11	10-11	1-3
COWBOYS	1-1	9-9	8-11	10-11	1-3
Opponents	0-0	6-6	5-5	3-6	2-2

Cunningham: (25), (30.54, 26), (40, 38M), (40, 37M), (42), (27.55M, 38), (23.23), (33.25), (37.38M, 40), (19), (1), (47.44, 28), (30.46, 47), (33), (32), (51M, 42, 41), (49M, 34, 23, 26)

Opponents: (22), (1), (1), (30.48M, 38), (31), (1), (22), (29), (1), (32.23), (40B), (1), (45), (53), (53), (24, 43), (21, 48M, 41, 39), (1)

SCORING	TOR	TDP	TOR	2P	FG	PAT	S	TP
Cunningham	0	0	0	0	29/35	40/40	0	127
E. Smith	13	2	0	0	0/0	0/0	0	90
Warren	4	1	0	0	0/0	0/0	0	30
Mills	0	4	0	0	0/0	0/0	0	24
B. Davis	0	3	0	0	0/0	0/0	0	18
Sanders	0	0	3a	0	0/0	0/0	0	18
Aikman	2	0	0	0	0/0	0/0	0	12
Bjornson	1	1	0	0	0/0	0/0	0	12
Jeffers	0	2	0	0	0/0	0/0	0	12
LaFleur	0	2	0	0	0/0	0/0	0	12
Wheaton	0	0	1b	0	0/0	0/0	1+	8
Irvin	0	1	0	0	0/0	0/0	0	6
Johnston	0	1	0	0	0/0	0/0	0	6
S. Williams	1	0	0	0	0/0	0/0	0	6
COWBOYS	21	17	4	0	39/35	40/40	1	381
Opponents	10	21	1*	2	16/19	29/30	#	275

2-Pt Conversions: Cowboys 0-2; Opponents 2-2

a 59 yard punt return @ N.Y. Giants (9/21)
71 yard interception return @ N.Y. Giants (9/21)
69 yard punt return @ Philadelphia (11/2)
b 15 yard fumble return vs. Arizona (9/6)
+ tackled Araguz in end zone vs. Oakland (9/27)
* Adams 25 yard interception return vs. Seattle (11/22)
Aikman intentional grounding in end zone @ New Orleans. (12/6)

PASSING	ATT	COMP	YDS	PCT	AVG	TD	PCT	PCT	LG	SKS/YDS	RATING
Aikman	315	187	2,330	59.4	7.4	12	3.8	5	1.6	671	9/58 88.5
Garrett	158	91	1,206	57.6	7.6	5	3.2	3	1.9	801	10/52 84.5
Quinn	1	1	10	100.0	10.0	0	0.0	0	0.0	10	0/0 108.3
COWBOYS	474	279	3,546	58.9	7.48	17	3.6	8	1.7	801	19/110 87.2
Opponents	553	290	3,767	52.4	6.81	21	3.8	14	2.5	891	34/222 76.3

1999 ★ DALLAS COWBOYS STATISTICS ★ 1999

SECOND PLACE, NFC EAST
HEAD COACH: CHAN GAILEY

PRESEASON (1-4)				
Date	W/L	Score	Opponent	Att.
8/9	L	17-20	Clev. @ Canton (OT)	25,156
8/15	L	3-10	@ Oakland	35,909
8/21	L	14-34	@ New England	50,816
8/29	W	22-12	DENVER	61,893
9/2	L	6-27	JACKSONVILLE	58,872
REGULAR SEASON (8-8)				
9/12	W	41-35	@ Wash. (OT)	79,237
9/20	W	24-17	ATLANTA	63,663
9/26			- Bye -	
10/3	W	35-7	ARIZONA	64,169
10/10	L	10-13	@ Philadelphia	66,669
10/18	L	10-13	@ N.Y. Giants	78,204
10/24	W	38-20	WASHINGTON	64,377
10/31	L	24-34	@ Indianapolis	56,860
11/8	L	17-27	@ Minnesota	64,111
11/14	W	27-13	GREEN BAY	64,634
11/21	L	9-13	@ Arizona	72,015
11/25	W	20-0	MIAMI	64,328
12/5	L	6-13	@ New England	58,444
12/12	W	20-10	PHILADELPHIA	64,086
12/19	L	21-22	N.Y. JETS	64,271
12/24	L	24-31	@ New Orleans	47,835
1/2/00	W	26-18	N.Y. GIANTS	63,767
1999 NFC Wild Card Game				
1/9/00	L	10-27	@ Minnesota	64,056

TEAM STATISTICS	DALLAS	OPP
FIRST DOWNS	295	266
Rushing	129	81
Passing	139	154
Penalty	27	31
Third Down-Made/Att	77/129	71/121
Third Down Efficiency	35.2	32
Fourth Down-Made/Att	6/17	4/9
TOTAL NET YARDS	5,178	4,840
Avg. Per Game	323.6	302.5
Total Plays	1,024	997
Avg. Per Play	5.1	4.9
NET YARDS RUSHING	2,051	1,442
Avg. Per Game	128.2	90.1
Total Rushes	493	417
Avg. Per Rush	4.2	3.5
NET YARDS PASSING	3,127	3,398
Avg. Per Game	195.4	212.4
Sacked/Yards Lost	24/151	35/217
Gross Yards	3,278	3,615
Attempts/Completions	507/295	545/297
Pct. of Completions	58.2	54.5
Had Intercepted	13	24
PUNTS/AVERAGE	81/43.2	93/41.2
Net Punting Average	35.1	34.2
PUNT RET./AVG.	41/10.7	43/10.7
KICKOFF RET./AVG.	58/23.7	62/20.3
INT./AVG. RET.	24/18.4	13/7.7
PENALTIES/YARDS	136/1,196	107/862
FUMBLES/BALL LOST	22/10	23/9
TOUCHDOWNS	42	28
Rushing	16	6
Passing	20	19
Returns	6	3
EXTRA POINT/ATTEMPTS	41/41	27/28
Kicking Made-Attempts	41/41	24/24
Passing Made-Attempts	0/0	1/1
Rushing Made-Attempts	0/0	2/3
FIELD GOALS/ATTEMPTS	19/31	26/33
AVG TIME OF POSS.	31:51	28:09

PASSING	ATT	COMP	YDS	PCT	AVG
Aikman	442	263	2,964	59.5	6.7
Garrett	64	32	314	50.0	4.9
Sanders	1	0	0	0.0	0.0
COWBOYS	507	295	3,278	58.2	6.4
Opponents	545	297	3,615	54.5	6.6

RUSHING	ATT	YDS	AVG	LG	TD
E. Smith	329	1,397	4.2	63	11
Warren	99	403	4.1	25	2
Ismail	13	110	8.5	27	1
Chancey	14	57	4.1	11	0
Thomas	8	35	4.4	10	0
Bjornson	1	20	20.0	20†	1
Garrett	6	12	2.0	9	0
Aikman	21	10	0.5	7	1
Tucker	1	8	8.0	8	0
Mills	1	-1	-1.0	-1	0
COWBOYS	493	2,051	4.2	63†	16
Opponents	417	1,442	3.5	37	6

RECEIVING	ATT	YDS	AVG	LG	TD
Ismail	80	1,097	13.7	76†	6
aFlare	35	322	9.2	25	7
Warren	34	224	6.6	24	0
Mills	30	325	10.8	36	0
E. Smith	27	119	4.4	14	2
Tucker	23	439	19.1	90†	2
Ogden	12	144	12.0	25	0
Irvine	10	167	16.7	37†	3
Bjornson	10	131	13.1	32	0
Thomas	10	64	6.4	13	0
McGarity	7	70	10.0	18	0
Brazzell	5	114	22.8	53	0
Lucky	5	25	5.0	8	0
Sanders	4	24	6.0	9	0
Lester	2	9	4.5	6	0
Johnston	1	4	4.0	4	0
COWBOYS	295	3,278	11.1	90†	20
Opponents	297	2,615	12.2	71	19

INTERCEPTIONS	NO	YDS	AVG	LG	TD
Coakley	4	119	29.8	46	1
Teague	3	127	42.3	95†	2
Reese	3	28	9.3	24	0
Sanders	3	2	0.7	2	0
Hawthorne	3	-2	-0.7	0	0
Hambrick	2	44	22.0	25	0
Woodson	2	5	2.5	5	0
Ellis	1	87	87.0	87†	1
K. Smith	1	16	16.0	16	0
Godfrey	1	10	10.0	10	0
Nguyen	1	6	6.0	6	0
COWBOYS	24	442	18.4	95†	4
Opponents	13	100	7.7	30	0

USUAL STARTERS

WR	Raghib Ismail	LE	Kavika Pittman
LT	Flozell Adams	LT	Alonzo Spellman
LG	Larry Allen (11)	RT	Chad Hennings
	Solomon Page (5)	RE	Greg Ellis
C	Mark Stepanoski	LB	Darren Hambrick
RG	Everett McIver	MLB	Randall Godfrey
TE	Erik Williams	RLB	Deater Coker
RT	David LaFleur	LCB	Smith (8)
WR	Ernie Mills (5)		Kevin Mathis (4)
	Michael Irvin (4)	RCB	Deion Sanders (14)
	Tyson Tucker (3)		Charlie Williams (1)
QB	Troy Aikman	SS	Darren Woodson
RB	Emmitt Smith	FS	George Teague
FR	Robert Thomas		

	PCT		PCT			
TD	TD	INT	INT	LG	SKS/YDS	RATING
17	3.8	12	2.7	90t	19/130	81.1
3	4.7	1	1.6	37t	5/21	73.3
0	0.0	0	0.0	0	0/0	39.6
20	3.9	13	2.6	90t	24/151	80.0
19	3.5	24	4.4	71	35/217	68.8

PUNTING	NO	YDS	AVG	TBIN20	LG	BL	NET
Gowin	81	3,500	43.2	10	24	64	0 35.1
COWBOYS	81	3,500	43.2	10	24	64	0 35.1
Opp	93	3,836	41.2	11	17	59	1 34.2

PUNT RETURNS	NO	FC	YDS	AVG	LG	TD
Sanders	30	1	344	11.5	76	1
Tucker	4	2	52	13.0	41	0
Ogden	4	2	28	7.0	10	0
McGarity	3	4	16	5.3	9	0

COWBOYS	41	9	440	10.7	76	1
Opponents	43	14	459	10.7	85t	1

KICKOFF RETURNS	NO	YDS	AVG	LG	TD
-----------------	----	-----	-----	----	----

Tucker	22	613	27.9	79	0
Mathis	18	408	22.7	37	0
Ogden	12	252	21.0	29	0
Sanders	4	87	21.8	31	0
Noble	1	9	9.0	9	0
Coakley	1	3	3.0	3	0

COWBOYS	58	1,372	23.7	79	0
Opponents	62	1,259	20.3	22	0

SCORE BY

SCORE BY						
QUARTERS	1	2	3	4	OT	T
COWBOYS	87	92	80	87	6	352

Opponents	28	56	76	116	0	276
-----------	----	----	----	-----	---	-----

FIELD GOALS	11-19	20-29	30-39	40-49	50+
Cunningham	0-0	4-6	5-6	3-9	0-1

Birmingham	0-0	4-0	3-3	0-3	0-1
Murray	0-0	3-3	3-4	1-2	0-0
COMBOS	0-0	7-3	6-10	4-11	0-1

COWBOYS	0-0	7-9	8-10	4-11	0-1
Opponents	0-0	8-8	11-11	7-13	0-1

Cunningham: (), (23.47M), (24M), (42.50M),
(48M 38.41M) (32) (24) (42M

(36.23), (20.43M.34), (), (), (), ()

[illegible]

Opponents: (25,42), (49M), (), (48,31), (27,21),
(36,24), (43,30,33,27), (49M,31,40).

(38,44B,31),(24,38),(52M,47B,
47M),(41,23),(44),(47,33,49M,37),

(32),(29)

SCORING	TDR	TDP	TDRi	2Pi	FG	PAT	S	TP
E. Smith	11	2	0	0	0/0	0/0	0	78

Cunningham	0	0	0	0	12/22	31/31	0	67
Ismail	1	6	0	0	0/0	0/0	0	42
LeFlore	0	3	0	0	0/0	0/0	0	41

Lafleur	0	7	0	0	0/0	0/0	0	42
Murray	0	0	0	0	7/9	10/10	0	31
Irwin	0	2	0	0	0/0	0/0	0	19

Ellis	0	0	2a	0	0/0	0/0	0	12
Teague	0	0	2b	0	0/0	0/0	0	12

League	0	0	20	0	0/0	0/0	0	12
Tucker	0	2	0	0	0/0	0/0	0	12
Warren	2	0	0	0	0/0	0/0	0	12

Aikman	1	0	0	0	0/0	0/0	0	6
Bjornson	1	0	0	0	0/0	0/0	0	6

Coakley	0	0	1c	0	0/0	0/0	0	6
Sanders	0	0	1d	0	0/0	0/0	0	6

Hambrick	0	0	0	0	0/0	0/0	1+	2
COWBOYS	16	20	6	0	19/31	41/41	1	352

Opponents	6	19	3*	0	26/33	24/24	0	276
-----------	---	----	----	---	-------	-------	---	-----

a 87 yard interception return vs. Atlanta (9/20)

b 32 yard interception return vs. Arizona (10/3)

95 yard interception return vs. Green Bay
(11/14)

d 70 yard punt return vs. Washington (10/24)

- * Forced punter out of end zone @ Arizona (11/21)
- * Barber 85 yard punt return @ N.Y. Giants

Wilkins fumble recovery in end zone @

Wilkins fumble recovery in end zone @ Indianapolis (10/31)
Weary 58 yard fumble return @ N.O. (12/24)

2000 ★ DALLAS COWBOYS STATISTICS ★ 2000

FOURTH PLACE, NFC EAST
HEAD COACH: DAVE CAMPO

PRESEASON (0-5)

Date	W/L	Score	Opponent	Att.
7/30	L	10-38	PITTSBURGH	56,391
8/5	L	9-20	Atlanta @ Tokyo	42,178
8/13	L	20-21	OAKLAND	56,878
8/19	L	23-36	@ Denver	76,632
8/24	L	17-24	ST. LOUIS	57,261

PRESEASON (5-11)

9/3	L	14-41	PHILADELPHIA	62,872
9/10	L	31-32	@ Arizona	66,009
9/18	W	27-21	@ Washington	84,431
9/24	L	24-41	SAN FRANCISCO	64,127
10/1	W	16-13	@ Carolina (OT)	73,310
10/8			- Bye -	
10/15	L	14-19	@ N.Y. Giants	78,189
10/22	W	48-7	ARIZONA	62,981
10/29	L	17-23	JACKS'VL (OT)	63,554
11/5	L	13-16	@ Philadelphia (OT)	65,636
11/12	W	23-6	CINCINNATI	62,170
11/19	L	0-27	@ Baltimore	69,416
11/23	L	15-27	MINNESOTA	63,878
12/3	L	7-27	@ Tampa Bay	65,621
12/10	W	32-13	WASHINGTON	63,467
12/17	L	13-17	N.Y. GIANTS	61,311
12/25	L	0-31	@ Tennessee	68,498

TEAM STATISTICS

	DALLAS	OPP
FIRST DOWNS	276	309
Rushing	116	137
Passing	128	145
Penalty	32	27
Third Down-Made/Att.	70/195	84/208
Third Down Efficiency	35.9	40.4
Fourth Down-Made/Att.	10/18	8/18
TOTAL NET YARDS	4,475	5,329
Avg. Per Game	279.7	333.1
Total Plays	943	1,021
Avg. Per Play	4.7	5.2
NET YARDS RUSHING	1953	2636
Avg. Per Game	122.1	164.8
Total Rushes	463	538
Avg. Per Rush	4.2	4.9
NET YARDS PASSING	2,522	2,693
Avg. Per Game	157.6	168.3
Sacked/Yards Lost	35/249	26/189
Gross Yards	2,771	2,882
Att./Completions	445/255	458/277
Completion Pct.	57.3	60.5
Had Intercepted	21	16
PUNTS/AVERAGE	68/41.9	70/40.5
Net Punting Avg.	35.4	33.3
PENALTIES/YARDS	108/963	108/999
FUMBLES/BALL LOST	31/18	23/9
TOUCHDOWNS	31	41
Rushing	15	17
Passing	14	20
Returns	2	4
EXTRA POINT/ATTEMPTS	29/31	37/40
Kicking Made-Attempts	27/27	37/37
Passing Made-Attempts	2/3	0/1
Rushing Made-Attempts	0/1	0/2
FIELD GOALS/ATTEMPTS	25/33	26/31
AVG TIME OF POSS.	28:40	31:20

RUSHING	ATT	YDS	AVG	LG	TD
E. Smith	294	1,203	4.1	52	9
Warren	59	254	4.3	32t	2
Cunningham	23	89	3.9	19	1
Wiley	24	88	3.7	11	0
Ismail	8	73	9.1	37	0
Thomas	15	51	3.4	9	0
McGarity	6	49	8.2	22t	1
Tucker	4	42	10.5	17t	1
Wright	12	36	3.0	19	0
T. Hambrick	6	28	4.7	13	0
Coakley	1	26	26.0	26	0
Aikman	10	13	1.3	5	0
Seder	1	1	1.0	1t	1
COWBOYS	463	1,953	4.2	52	15
Opponents	538	2,636	4.9	70t	17

RECEIVING	ATT	YDS	AVG	LG	TD
McKnight	52	926	17.8	48	2
Harris	39	306	7.8	21	5
Warren	31	302	9.7	76t	1
Ismail	25	350	14.0	44	1
McGarity	25	250	10.0	25	0
Thomas	23	117	5.1	14	2
Wiley	14	72	5.1	15t	1
Tucker	13	126	9.7	18	0
LaFleur	12	109	9.1	19	1
E. Smith	11	79	7.2	19	0
Galloway	4	62	15.5	22	1
Hodge	4	60	15.0	20	0
Brazzell	2	12	6.0	10	0
COWBOYS	255	2,771	10.9	76t	14
Opponents	277	2,882	10.4	68t	19

INTERCEPTIONS	NO	YDS	AVG	LG	TD
Sparks	5	59	11.8	43	0
Reese	2	60	30.0	46	0
Nguyen	2	31	15.5	24	0
Woodson	2	12	6.0	12	0
McNeil	2	4	2.0	4	0
Wortham	2	1	0.5	1	0
C. Williams	1	0	0.0	0	0
COWBOYS	16	167	10.4	46	0
Opponents	21	179	8.5	42	3

PUNTING	NO	YDS	AVG	TB IN 20	LG	BL	NET
Knorr	58	2,485	42.8	8	12	60	35.8
Cantrell	10	367	36.7	0	3	40	0.33
COWBOYS	68	2,852	41.9	8	15	60	0.35
Opp.	70	2,838	40.5	7	22	63	0.33

PUNT RETURNS	NO	FC	YDS	AVG	LG	TD
McGarity	30	9	353	11.8	64t	2
Tucker	4	5	9	2.3	8	0
Galloway	1	0	2	2.0	2	0
COWBOYS	35	14	364	10.4	64t	2
Opponents	29	18	282	9.7	54	0

KICKOFF RETURNS	NO	YDS	AVG	LG	TD
Tucker	51	1,099	21.5	90	0
Wiley	13	303	23.3	38	0
LaFleur	2	21	10.5	13	0
Santiago	1	13	13.0	13	0
Goodrich	1	12	12.0	12	0
Noble	1	8	8.0	8	0
Larrimore	0	0	0.0	0	0
COWBOYS	69	1,456	21.1	90	0
Opponents	56	1,205	21.5	42	0

SCORE BY QUARTERS	1	2	3	4	OT	T
COWBOYS	51	92	73	75	3	294
Opponents	61	101	84	106	9	361

FIELD GOALS	11-19	20-29	30-39	40-49	50+
Seder	2-2	5-6	9-11	9-13	0-1
COWBOYS	2-2	5-6	9-11	9-13	0-1
Opponents	2-2	9-9	9-9	4-9	2-2

Seder: (34,38),(44),(32,38),(40),(27,45M,24), (1),(32,23),(19),(48,27),(39M,44M,43,35, 42,51M),(46M),(37,26M,43,36),(34M), (33,19,47M,20,43),(47,43),(1)
Opponents: (33,37),(19,54,35,51),(1),(38,47), (39,23),(24,20),(1),(42,49B),(40M, 34,34,32),(22,37),(25,47M,49),(49, 29),(28,25),(1),(45B,40M,44),(21)

SCORING	TD	R	TD	FG	PAT	S	TP
Seder	1	0	0	0	25/37	2/7	0
E. Smith	9	0	0	0	0/0	0/0	54
Harris	0	5	0	1	0/0	0/0	32
McGarity	1	0	2a	0	0/0	0/0	18
Warren	2	1	0	0	0/0	0/0	18
McKnight	0	2	0	0	0/0	0/0	12
Thomas	0	2	0	0	0/0	0/0	12
Ismail	0	1	0	1	0/0	0/0	8
Cunningham	1	0	0	0	0/0	0/0	6
Galloway	0	1	0	0	0/0	0/0	6
LaFleur	1	1	0	0	0/0	0/0	6
Tucker	1	0	0	0	0/0	0/0	6
Wiley	0	1	0	0	0/0	0/0	6
Reese	0	0	0	0	0/0	1r	2
COWBOYS	15	14	2	25	37/37	2/7	1
Opponents	17	20	4*	0	26/31	37/37	0

2-Pt Conversions: Cowboys 2-4; Opponents 0-3

a 64-yard punt return @ Arizona (9/10);
59-yard punt return vs. Arizona (10/22)
* Trotter 27-yard interception return vs.
Philadelphia (9/3)
Kelly 9 interception return @ Tampa Bay (12/3)
Ford 30 fumble return @ Tennessee (12/25)
Bulluck 8 interception return @ Tennessee (12/25)
* Tackled punter in end zone @ Carolina (10/1)

USUAL STARTERS

WR	Raghib Ismail (9)	LE	Greg Ellis
WR	Jason Tucker (7)	LT	Chad Hennings (8)
LT	Flozell Adams	LB	Brandon Noble (8)
LG	Larry Allen	RT	Leon Lett (7)
C	Mark Stepnoski (11)	RE	Michael Myers (7)
RG	Ben Fricke (5)	RE	Alonzo Spellman
RG	Solomon Page	LLB	Darren Hambrick
RT	Erik Williams	MLB	Barron Wortham (11)
TE	David LaFleur (10)	OLB	Dat Nguyen (5)
TE	Jackie Harris (6)	RLB	Dexter Cocken
WR	James McKnight	LDB	Phillippi Sparks (11)
QB	Troy Aikman (11)	CB	Kareem Larrimore (4)
RB	Randal Cunningham (3)	RCB	Ryan McNeil
RB	Emmitt Smith	SS	Darren Woodson (11)
FB	Robert Thomas	FS	Greg Myers (5)
		FS	George Teague (9)
			Izell Reese (7)

PASSING	ATT	COMP	YDS	PCT	AVG	TD	PCT	INT	PCT	LG	SKS/YDS	RATING
Aikman	262	156	1,632	59.5	6.23	7	2.7	14	5.3	48	13/91	64.3
Cunningham	125	74	849	59.2	6.79	6	4.8	4	3.2	76t	8/45	82.4
Wright	53	22	237	41.5	4.47	0	0.0	3	5.7	46	12/92	31.7
Stoerner	5	3	53	60.0	10.60	1	20.0	0	0.0	29	2/21	135.8
COWBOYS	445	255	2,771	57.3	6.23	14	3.1	21	4.7	76t	35/249	66.6
Opponents	458	277	2,882	60.5	6.29	20	4.4	16	3.5	68t	26/189	78.7

2001 ★ DALLAS COWBOYS STATISTICS ★ 2001

FIFTH PLACE, NFC EAST HEAD COACH: DAVE CAMPO

PRESEASON (2-3)

Date	W/L	Score	Opponent	Att.
8/4	L	14-21	@ Oakland	37,978
8/11	L	6-20	DENVER	46,883
8/18	L	10-16	@ New Orleans	53,249
8/27	W	21-6	Oak. @ Mexico City	88,309
8/30	W	27-17	JACKSONVILLE	35,228

REGULAR SEASON (5-11)

Date	W/L	Score	Opponent	Att.
9/9	L	6-10	TAMPA BAY	61,521
9/23	L	21-32	SAN DIEGO	63,430
9/30	L	18-40	@ Philadelphia	66,621
10/7	L	21-28	@ Oakland	61,535
10/15	W	9-7	WASHINGTON	63,941
10/21			- Bye -	
10/28	W	17-3	ARIZONA	63,114
11/4	L	24-27	@ N.Y. Giants (OT)	78,673
11/11	L	13-20	@ Atlanta	69,010
11/18	L	3-36	PHILADELPHIA	63,204
11/22	L	24-26	DENVER	64,104
12/2	W	20-14	@ Washington	85,112
12/9	W	20-13	N.Y. GIANTS	81,821
12/16	L	3-29	@ Seattle	63,366
12/23	L	10-17	@ Arizona	48,883
12/30	W	27-21	SAN FRANCISCO	64,366
1/6/02	L	10-15	@ Detroit	77,512

TEAM STATISTICS

	DALLAS	OPP
FIRST DOWNS	247	272
Rushing	114	90
Passing	110	160
Penalty	23	22
Third Down-Made/Att.	71/215	76/214
Third Down Efficiency	33.0	35.5
Fourth Down-Made/Att.	4/16	8/15
TOTAL NET YARDS	4,402	4,599
Avg. Per Game	275.1	287.4
Total Plays	952	985
Avg. Per Play	4.6	4.7
NET YARDS RUSHING	2,184	1,710
Avg. Per Game	136.5	106.9
Total Rushes	505	472
Avg. Per Rush	4.3	3.6
NET YARDS PASSING	2,218	2,889
Avg. Per Game	138.6	180.6
Sacked/Yards Lost	34/190	24/130
Gross Yards	2,408	3,019
Att./Completions	413/210	489/287
Completion Pct.	50.8	58.7
Had Intercepted	20	9
PUNTS/AVERAGE	81/38.7	79/41.7
Net Punting Avg.	31.1	34.5
PUNT RET./AVG.	41/12.0	38/13.0
KICKOFF RET./AVG.	64/23.1	54/21.6
INT./AVG. RET.	9/21.2	20/17.2
PENALTIES/YARDS	92/744	69/634
FUMBLES/BALL LOST	25/14	29/16
TOUCHDOWNS	26	37
Rushing	8	12
Passing	14	20
Returns	4	5
EXTRA POINT/ATTEMPTS	24/26	33/37
Kicking Made-Attempts	24/24	33/34
Passing Made-Attempts	0/2	0/3
Rushing Made-Attempts	0/0	0/0
FIELD GOALS/ATTEMPTS	22/33	27/36
AVG TIME OF POSS.	30:13	29:47

RUSHING	ATT	YDS	AVG	LG	TD
E. Smith	261	1,021	3.9	44	3
T. Hambrick	113	579	5.1	80	2
Wiley	34	247	7.3	58	0
Carter	45	150	3.3	17	1
Wright	17	57	3.4	12	0
Thomas	6	40	6.7	24	0
Galloway	3	32	10.7	16	0
Ismail	8	31	3.9	11	0
Stoerner	9	27	3.0	13	1
Seder	1	8	8.0	8	1
Chiaverini	1	3	3.0	3	0
Knorr	1	0	0.0	0	0
Taylor	1	0	0.0	0	0
Swinton	1	-4	-4.0	-4	0
Leaf	4	-7	-1.8	0	0

COWBOYS	505	2,184	4.3	80	8
Opponents	472	1,710	3.6	48	12

RECEIVING	ATT	YDS	AVG	LG	TD
Ismail	53	834	15.7	80	2
Galloway	52	699	13.4	47	3
E. Smith	17	116	6.8	22	0
Wiley	16	99	6.2	17	1
Harris	15	141	9.4	28	2
Lucky	13	96	7.4	16	1
Chiaverini	10	107	10.7	21	2
Higgins	8	36	4.5	10	0
Swinton	7	117	16.7	45	1
McGarity	6	45	7.5	11	1
Thomas	5	19	3.8	6	1
Hambrick	4	62	15.5	27	0
Rambo	3	28	9.3	14	0
Witherspoon	1	9	9.0	9	0

COWBOYS	210	2,408	11.5	80	14
Opponents	287	3,019	10.5	78	20

INTERCEPTIONS	NO	YDS	AVG	LG	TD
Woodson	3	11	3.7	6	0
Coakley	2	39	19.5	29	2
Hawthorne	2	28	14.0	22	0
Edwards	1	71	71.0	71	1
Reese	1	42	42.0	42	0
COWBOYS TOT.	9	191	21.2	71	3
Opp. Totals	20	344	17.2	50	4

USUAL STARTERS

WR	Raghib Ismail	LE	Greg Ellis
LT	Flozell Adams	NT	Brandon Noble
LG	Larry Allen	DT	Mike Myers
C	Mark Stepnoski	RE	Peppi Zeller
RG	Kevin Garmon	WLB	Dexter Coakley
RT	Solomon Page	MLB	Dat Nguyen
TE	Jackie Harris (12/)	SLB	Markus Steele (10/)
	Mike Lucky (4)		Darren Hambrick (5)
WR	Joey Galloway	RCB	Mario Edwards
QB	Quincy Carter (8/)	LCS	Duane Hawthorne
	Ryan Leaf (3/)		(11/)
	Anthony Wright (3/)	SS	Darren Woodson
	Clint Stoerner (2)	FS	George Teague
RB	Emmitt Smith		
FB	Troy Hambrick (9/)		
	Robert Thomas (5)		

PUNTING	NO	YDS	AVG	TB	IN20	LG	BL	NET
Knorr	78	3,135	40.2	6	25	57	3	31.1
COWBOYS	81	3,135	38.7	6	25	57	3	31.1
Opponents	79	3,298	41.7	4	29	62	0	34.4

PUNT RETURNS	NO	FC	YDS	AVG	LG	TD
Swinton	31	8	414	13.4	65	1
McGarity	6	2	38	6.3	17	0
Rambo	2	0	15	7.5	13	0
Ismail	1	3	20	20.0	20	0
Galloway	1	0	6	6.0	6	0

COWBOYS	41	13	493	12.0	65	1
Opponents	38	18	493	13.0	74	0

KICKOFF RETURNS	NO	YDS	AVG	LG	TD
Swinton	56	1,327	23.7	77	0
Wiley	4	90	22.5	40	0
Rambo	2	30	15.0	19	0
Larrimore	1	22	22.0	22	0
Evans	1	7	7.0	7	0

COWBOYS TOT.	64	1,476	23.1	77	0
Opp. Totals	54	1,164	21.6	61	0

SCORE BY QUARTERS	1	2	3	4	OT	T
COWBOYS	38	81	45	82	0	246
Opponents	60	131	54	90	3	338

FIELD GOALS	11-19	20-29	30-39	40-49	50+
Seder	0-0	5-5	3-5	3-6	0-1
Hilbert	0-0	3-3	6-6	2-7	0-0
COWBOYS	0-0	8-8	9-11	5-13	0-1
Opponents	2-2	10-10	6-8	8-11	1-5

Seder: (22,46), (1), (41), (348,418), (41M, 28, 52M, 39, 26), (31), (22,47M, 34M), (28, 39), (0,0,0,0,0,0,0,0,0,0)
Hilbert: (0,0,0,0,0,0,0,0,0,0), (478,41M, 30), (43), (44M, 38, 39), (38,41, 48M), (37), (27), 41M), (22, 20), (33)
Opponents: (39, 52M), (22, 24, 23, 41M, 43), (40, 19), (1), (44M), (27), (40, 59M, 42), (31, 36M, 19), (24, 46, 26, 28, 30), (24, 50, 48, 28), (1), (35, 41), (22, 37), (34, 35M), (46M), (51M, 51M, 27)

SCORING	TDR	TDP	TDR1	2P	FG	PAT	S	TP
Seder	1	0	0	0	11/17	12/12	0	51
Hilbert	0	0	0	0	11/15	12/12	0	45
Galloway	0	3	0	0	0/0	0/0	0	18
Smith	3	0	0	0	0/0	0/0	0	18
Chiaverini	0	2	0	0	0/0	0/0	0	12
Coakley	0	0	2	0	0/0	0/0	0	12
Hambrick	2	0	0	0	0/0	0/0	0	12
Harris	0	2	0	0	0/0	0/0	0	12
Ismail	0	2	0	0	0/0	0/0	0	12
Swinton	0	1	1	0	0/0	0/0	0	12
Carter	1	0	0	0	0/0	0/0	0	6
Edwards	0	0	1	0	0/0	0/0	0	6
Lucky	0	1	0	0	0/0	0/0	0	6
McGarity	0	1	0	0	0/0	0/0	0	6
Stoerner	1	0	0	0	0/0	0/0	0	6
Thomas	0	1	0	0	0/0	0/0	0	6
Wiley	0	1	0	0	0/0	0/0	0	6

COWBOYS	8	14	4	0	22/33	24/24	0	246
Opponents	12	20	5	0	27/36	33/34	1	338

2-Pt Conversions: Cowboys 0-2; Opponents 0-3
 10-yard interception return vs. Arizona (10/28)
 29-yard interception return vs. N.Y. Giants (11/4)
 b 71-yard interception return vs. N.Y. Giants (11/4)
 c 65-yard punt return vs. Denver (11/22)
 Moore 10 fumble return @ Philadelphia (9/30)
 Trotter 50 interception ret. vs. Philadelphia (11/18)
 Hampton 33 interception ret. vs. Philadelphia (11/18)
 Charlton 38 interception return vs. Seattle (12/16)
 McKinnon 24 interception return @ Arizona (12/23)
 Swinton fumble punt out of end zone @ Seattle (12/16)

PASSING	ATT	COMP	YDS	PCT	AVG	ATT	TD	PCT	INT	LG	SKS/YDS	RATING
Carter	176	90	1,072	51.1	6.09	5	2.8	7	4.0	64	12/56	63.0
Wright	98	48	529	49.0	5.40	5	5.1	80	5/30	5/30	61.1	
Leaf	88	45	494	51.1	5.61	1	1.1	3	3.4	38	12/82	57.7
Stoerner	49	26	314	53.1	6.41	3	6.1	5	10.2	28	5/22	53.8
Galloway	1	1	-1	100.0	-1.00	0	0.0	0	0.0	-1	0/0	79.2
Knorr	1	0	0	0.0	0.00	0	0.0	0	0.0	0	0/0	39.6
COWBOYS	413	210	2,408	50.8	5.83	14	3.4	20	4.8	80	34/190	59.9
Opponents	489	287	3,019	58.7	6.17	20	4.1	9	1.8	78	24/130	82.7

2002 ★ DALLAS COWBOYS STATISTICS ★ 2002

FOURTH PLACE, NFC EAST
HEAD COACH: DAVE CAMPO

PRESEASON (3-1)

Date	W/L	Score	Opponent	Att.
8/9	W	20-6	OAKLAND	61,836
8/17	W	19-16	@ Carolina	72,624
8/24	L	19-21	ATLANTA	62,942
8/29	W	28-25	@ Jacksonville	48,809

REGULAR SEASON (5-11)

9/8	L	10-19	@ Houston	69,604
9/15	W	21-13	TENNESSEE	62,527
9/22	L	13-44	@ Philadelphia	65,537
9/29	W	13-10	@ St. Louis	66,165
10/6	L	17-21	N.Y. GIANTS	63,447
10/13	W	14-13	CAROLINA	61,773
10/20	L	6-9	@ Arizona (OT)	59,702
10/27	L	14-17	SEATTLE	63,854
11/3	L	7-9	@ Detroit	61,789
11/10			BYE	
11/17	L	3-20	@ Indianapolis	57,057
11/24	W	21-19	JACKSONVILLE	62,204
11/28	W	27-20	WASHINGTON	63,606
12/8	L	27-31	SAN FRANCISCO	64,097
12/15	L	7-37	@ N.Y. Giants	78,698
12/21	L	3-27	PHILADELPHIA	63,209
12/29	L	14-20	@ Washington	64,142

TEAM STATISTICS

	DALLAS	OPP
FIRST DOWNS	237	291
Rushing	87	90
Passing	129	178
Penalty	21	23
Third Down-Made/Att.	50/208	92/246
Third Down Efficiency	24.0%	37.4%
Fourth Down-Made/Att.	4/12	9/11
TOTAL NET YARDS	4,375	5,267
Avg. Per Game	273.4	329.2
Total Plays	948	1,079
Avg. Per Play	4.6	4.9
NET YARDS RUSHING	1,754	1,818
Avg. Per Game	109.6	113.6
Total Rushes	423	481
Avg. Per Rush	4.1	3.8
NET YARDS PASSING	2,621	3,449
Avg. Per Game	163.8	215.6
Sacked/Yards Lost	54/399	24/137
Gross Yards	3,020	3,586
Attempts/Completions	471/252	574/334
Pct. of Completions	53.5	58.2
Had Intercepted	16	19
PUNTS/AVERAGE	113/40.4	94/41.4
Net Punting Average	33.0	36.0
PUNT RET./AVG.	39/8.3	58/11.0
KICKOFF RET./AVG.	68/22.4	48/22.8
INT./AVG. RET.	19/11.9	16/15.8
PENALTIES/YARDS	105/974	119/919
FUMBLES/BALL LOST	33/17	23/11
TOUCHDOWNS	26	35
Rushing	7	10
Passing	14	22
Returns	5	3
EXTRA POINT ATTEMPTS	25/26	34/35
TWO POINT CONV./ATTS.	0/0	0/0
FIELD GOALS/ATTEMPTS	12/19	27/38
AVG. TIME OF POSS.	28:04	31:56

SCORE BY

QUARTERS	1	2	3	4	OT	T
COWBOYS	23	47	51	96	0	217
Opp. Totals	55	103	48	120	3	329

RUSHING	ATT	YDS	AVG	LG	TD
Smith	254	975	3.8	30t	5
Hambrick	79	317	4.0	18	1
Wiley	22	168	7.6	46t	1
Carter	27	91	3.4	16	0
Hutchinson	18	74	4.1	18	0
Bryant	6	40	6.7	24	0
Galloway	4	31	7.8	21	0
Thomas	10	31	3.1	14	0
Swinton	1	23	23.0	23	0
D. Scott	1	14	14.0	14	0
Knorr	1	-10	-10.0	-10	0

COWBOYS	423	1,754	4.1	46t	7
Opponents	481	1,818	3.8	60	10

RECEIVING	ATT	YDS	AVG	LG	TD
Galloway	61	908	14.9	80t	6
Bryant	44	733	16.7	78t	6
McGee	23	294	12.8	58	1
D. Scott	22	218	9.9	17t	1
Hambrick	21	99	4.7	14	0
Whalen	17	152	8.9	33	0
Smith	16	89	5.6	17	0
Rambo	14	211	15.1	47	0
Wiley	13	144	11.1	31	0
Thomas	12	80	6.7	23	0
Swinton	7	63	9.0	16	0
Lucky	1	22	22.0	22	0
McKie	1	7	7.0	7	0

COWBOYS	252	3,020	12.0	80t	14
Opponents	334	3,586	10.7	65t	22

INTERCEPTIONS	NO	YDS	AVG	LG	TD
Ro Williams	5	90	18.0	85t	2
Ross	5	17	3.4	12	0
Edwards	2	29	14.5	29	0
Coakley	1	52	52.0	52t	1
Hunter	1	16	16.0	16	0
Hawthorne	1	15	15.0	15	0
Glover	1	7	7.0	7	0
Woodson	1	1	1.0	1	0
Ellis	1	0	0.0	0	0
Dixon	1	0	0.0	0	0

COWBOYS	19	227	11.9	85t	3
Opp. Totals	16	252	15.8	80t	1

USUAL STARTERS

WR	Antonio Bryant	LE	Greg Ellis
LT	Flozell Adams	NT	Brandon Noble
LG	Larry Allen (3)	DT	La'Roi Glover
	Ross Tucker (7)	RE	Ebenezer Ekuban
C	Andre Gurode (6)	WLB	Dexter Coakley
	Tyson Walter (8)	MLB	Dat Nguyen (8)
RG	Kevin Garmon (3)		Keith Adams (5)
	Solomon Page (5)	SLB	Kevin Hardy
	Andre Gurode (8)	RCB	Mario Edwards
RT	Solomon Page (10)	LCB	D. Hawthorne (4)
	Javier Collins (4)		Derek Ross (9)
TE	Tony McGee	SS	Darren Woodson
	Joey Galloway		(10)
WR	Quincy Carter (7)		Tony Dixon (6)
	Chad Hutchinson (9)	FS	Roy Williams
RB	Ermitt Smith		
FB	Robert Thomas		

PUNTING	NO	YDS	AVG	TB	IN20	LG	BL	NET
Filipovic	65	2,640	40.6	6	14	60	1	31.5
Knorr	47	1,928	41.0	4	11	56	0	35.1
COWBOYS	112	4,568	40.4	10	25	60	1	33.0
Opponents	93	3,893	41.4	9	39	64	1	36.0

PUNT RETURNS	NO	FC	YDS	AVG	LG	TD
Swinton	19	9	141	7.4	26	0
Galloway	15	8	181	12.1	71	0
Rambo	5	2	3	0.6	4	0
COWBOYS	39	19	325	8.3	71	0
Opponents	58	20	637	11.0	52	0

KICKOFF RETURNS	NO	YDS	AVG	LG	TD
Swinton	28	697	24.9	100t	1
Dantzier	27	602	22.3	84t	1
Rambo	7	127	18.1	24	0
Wiley	4	62	15.5	27	0
Noble	2	33	16.5	17	0

COWBOYS	68	1,521	22.4	100t	2
Opp. Totals	48	1,095	22.8	47	0

FIELD GOALS	11-19	20-29	30-39	40-49	50+
Cundiff	0-0	3-3	5-7	4-8	0-1

COWBOYS	0-0	3-3	5-7	4-8	0-1
Opponents	0-0	5-7	10-11	9-14	3-6
Cundiff:	(33.42M);(47.33);(35.48);(45M.32);(49M);(1);(1);(21.52M);(33M);(21.37M.42);(23.37.47M);(42);(1)				
Opponents:	(42);(38.52);(51.20.32);(27.49M);(44M.50.44);(41.53M.23.28M.51M.40);(20);(42.44.43);(23M.48.42M.32);(41M.31);(36B);(44M.55M.47);(38.35.31);(32.39);(22.38)				

SCORING	TDR	TDP	TDR1	2P	FG	PAT	S	TP
Cundiff	0	0	0	0	12/19	25/25	0	61
Bryant	0	6	0	0	0/0	0/0	0	36
Galloway	0	6	0	0	0/0	0/0	0	36
Smith	5	0	0	0	0/0	0/0	0	30
Ro Williams	0	2c	0	0	0/0	0/0	0	12
Coakley	0	0	1a	0	0/0	0/0	0	6
Dantzier	0	0	1d	0	0/0	0/0	0	6
Hambrick	1	0	0	0	0/0	0/0	0	6
McGee	0	1	0	0	0/0	0/0	0	6
D. Scott	0	1	0	0	0/0	0/0	0	6
Swinton	0	0	1b	0	0/0	0/0	0	6
Wiley	1	0	0	0	0/0	0/0	0	6

COWBOYS	7	14	5	0	12/19	25/25	0	217
Opponents	10	22	3*	0	27/38	34/35	2	329

2-Pt. Conversions: Cowboys 0-1, Opponents 0-0
a- 52-yard interception return vs. Tennessee (9/15)

b- 100-yard kickoff return @ Philadelphia (9/22)

c- 5-yard interception return vs. Washington (11/28) 85-yard interception return @ Washington (12/29)

d- 84-yard kickoff return vs. San Francisco (12/8/02)

* 50-yard Kenny Holmes fumble recovery @ N.Y. Giants (12/15)

80-yard Shawn Barber interception return vs. Philadelphia (12/21)
Lavar Arrington fumble recovery in endzone @ Washington (12/29)

Seth Payne sacked Quincy Carter in end zone @ Houston (9/8)

Rob Meier tackles Ross Tucker in end zone vs. Jacksonville (11/24)

PASSING	ATT	COMP	YDS	PCT	AVG	ATT	TD	PCT	INT	PCT	INT	LG	SKS/YDS	RATING
Hutchinson	250	127	1,555	50.8	6.22	7	2.8	8	3.2	58	34/265	66.3		
Carter	221	125	1,465	56.6	6.63	7	3.2	8	3.6	80t	19/130	72.3		
Wiley	0	0	0	0.0	0.00	0	0.0	0	0.0	0	0	0	1/4	
COWBOYS	471	252	3,020	53.5	6.41	14	3.0	16	3.4	80t	54/399	69.1		
Opp. Totals	574	334	3,586	58.2	6.25	22	3.8	19	3.3	65t	24/137	75.6		

2003 ★ DALLAS COWBOYS STATISTICS ★ 2003

SECOND PLACE, NFC EAST HEAD COACH: BILL PARCELLS

PRESEASON (2-2)

Date	W/L	Score	Opponent	Att.
8/9	L	0-13	@ Arizona	23,838
8/15	W	34-6	HOUSTON	60,058
8/21	L	14-15	@ Pittsburgh	58,099
8/28	W	52-13	OAKLAND	53,078

REGULAR SEASON (10-6)

9/7	L	13-27	ATLANTA	64,104
9/15	W	35-32	@ N.Y. Giants (OT)	78,907
9/21			BYE	
9/28	W	17-6	@ New York Jets	77,863
10/5	W	24-7	ARIZONA	63,601
10/12	W	23-21	PHILADELPHIA	63,648
10/19	W	38-7	@ Detroit	61,160
10/26	L	0-16	@ Tampa Bay	65,602
11/2	W	21-14	WASHINGTON	64,002
11/9	W	10-6	BUFFALO	63,770
11/16	L	0-12	@ New England	68,436
11/23	W	24-20	CAROLINA	63,871
11/27	L	21-40	MIAMI	64,110
12/7	L	10-36	@ Philadelphia	69,773
12/14	W	27-0	@ Washington	70,284
12/21	W	19-3	N.Y. GIANTS	64,118
12/28	L	7-13	@ New Orleans	68,451

2003 NFC Wild Card Game

1/3/04	L	10-29	@ Carolina	73,014
--------	---	-------	------------	--------

TEAM STATISTICS

	DALLAS	OPP
FIRST DOWNS	286	228
Rushing	115	68
Passing	149	127
Penalty	22	33
Third Down-Made/Att	88/241	69/227
Third Down Efficiency	36.5%	30.4%
Fourth Down-Made/Att	4/12	7/15
TOTAL NET YARDS	5,161	4,056
Avg. Per Game	322.6	253.5
Total Plays	1,062	937
Avg. Per Play	4.9	4.3
NET YARDS RUSHING	1,999	1,425
Avg. Per Game	124.9	89.1
Total Rushes	515	413
Avg. Per Rush	3.9	3.5
NET YARDS PASSING	3,162	2,631
Avg. Per Game	197.6	164.4
Sacked/Yards Lost	37/185	32/189
Gross Yards	3,347	2,820
Attempts/Completions	510/294	492/239
Pct. of Completions	57.6	48.6
Had Intercepted	21	13
PUNTS/AVERAGE	95/38.9	105/42.6
Net Punting Average	34.6	37.5
PUNT RET./AVG.	51/7.6	34/6.7
KICKOFF RET./AVG.	60/21.5	66/21.9
INT./AVG. RET.	13/14.1	21/13.6
PENALTIES/YARDS	98/837	88/763
FUMBLES/BALL LOST	26/8	24/12
TOUCHDOWNS	31	28
Rushing	11	7
Passing	17	18
Returns	3	3
EXTRA POINTS/ATTEMPTS	30/31	23/26
TWO POINT CONV./ATTS	0/0	2/2
FIELD GOALS/ATTEMPTS	23/29	21/23
AVG. TIME OF POSS.	32:34	27:26

RUSHING	ATT	YDS	AVG	LG	TD
Hambrick	275	972	3.5	42	5
Anderson	70	306	4.4	19	1
Carter	68	257	3.8	19	2
Cason	40	220	5.5	63	2
Murrell	28	107	3.8	17	0
Bickerstaff	19	56	2.9	9	1
Glenn	3	55	18.3	47	0
Galloway	4	22	5.5	10	0
Martin	4	7	1.8	3	0
Bryant	2	0	0.0	2	0
Hutchinson	2	-3	-1.5	-1	0

COWBOYS	515	1,999	3.9	63	11
Opponents	413	1,425	3.5	64	7

RECEIVING

Anderson	69	493	7.1	37	4
Glenn	52	754	14.5	51	5
Bryant	39	550	14.1	54	2
Witten	35	347	9.9	36	1
Galloway	34	672	19.8	64	2
Campbell	20	195	9.8	23	1
Cason	17	142	8.4	28	0
Hambrick	17	99	5.8	13	0
Murrell	4	32	8.0	14	0
Smith	3	46	15.3	32	0
Martin	2	9	4.5	6	0
Robinson	2	8	4.0	5	2

COWBOYS	294	3,347	11.4	64	17
Opponents	239	2,820	11.8	76	18

INTERCEPTIONS

Newman	4	23	5.8	25	0
Williams	2	69	34.5	39	0
Singleton	2	42	21.0	41t	1
Edwards	1	27	27.0	27t	1
Coakley	1	24	24.0	24	0
Hunter	1	0	0.0	0	0
Ross	1	0	0.0	0	0
Woodson	1	-2	-2.0	-2	0

COWBOYS	13	183	14.1	41	2
Opponents	21	285	13.6	70	1

SCORE BY QUARTERS

COWBOYS	1	2	3	4	OT	T
COWBOYS	72	106	57	51	3	289
Opponents	52	69	70	69	0	260

USUAL STARTERS

WR	Joey Galloway	RE	Ebenezer Ekuban
LT	Flozell Adams	RT	La'Roi Glover
LG	Larry Allen	LT	Willie Blade
C	Matt Lehr	LE	Greg Ellis
RG	Andre Gurode	SLB	Al Singleton
RT	Ryan Young (7)	MLB	Dat Nguyen
K	Kurt Vollers (8)	WLB	Dexter Cowley
TE	Dan Campbell	LCB	Terrence Newman
WR	Terry Glenn	RCB	Mario Edwards
QB	Quincy Carter	SS	Daren Woodson
RB	Troy Hambrick	FS	Roy Williams
FB	Richie Anderson		

PUNTING	NO	YDS	AVG	TB	IN	20	LG	BL	NET
Gowin	94	3,665	39.0	8	25	59	0	34.9	
Cundiff	1	32	32.0	1	0	32	0	12.0	
COWBOYS	95	3,697	38.9	9	25	59	0	34.6	
Opp.	105	4,471	42.6	7	33	60	0	37.5	

PUNT RETURNS	NO	FC	YDS	AVG	LG	TD
Smith	30	212	7.1	13	46	0
Galloway	20	178	8.9	8	36	0
Swinton	1	0	0.0	3	0	0

COWBOYS	51	390	7.6	24	46	0
Opponents	34	227	6.7	26	19	0

KICKOFF RETURNS

Smith	23	495	21.5	54	0
Ross	18	434	24.1	37	0
Cason	5	81	16.2	19	0
Bates	4	90	22.5	30	0
Swinton	3	65	21.7	25	0
Williams, Ra.	2	60	30.0	37	1
Galloway	2	38	19.0	22	0
Bickerstaff	2	24	12.0	15	0
Ogboju	1	5	5.0	5	0

COWBOYS	60	1,292	21.5	54	1
Opponents	66	1,448	21.9	63	0

FIELD GOALS

Field Goals	11-19	20-29	30-39	40-49	50+
Cundiff	0-0	11-11	5-6	4-7	3-5
COWBOYS	0-0	11-11	5-6	4-7	3-5
Opponents	0-0	9-9	7-7	4-5	1-2

Cundiff:	(33M);(37,49,53M,42,21,36,52,25);(26);(33,36);(51,22,28);(23);(41M);(51);(24,49,44M);(29);(50M,34,20);(24,42,21,49);(50M,34,20);(30);(34,38);(41);(24,26,50,48M);(41,29);(23,26);(44,52M,34);(33,42);(22,21);(45);(24,27)
----------	---

SCORING

TDR	TD	TD	TD	2P	FG	PAT	S	TP
Cundiff	0	0	0	0	23/29	30/31	0	99
Anderson	1	4	0	0	0/0	0/0	0	30
Glenn	0	5	0	0	0/0	0/0	0	30
Hambrick	5	0	0	0	0/0	0/0	0	30
Bryant	0	2	0	0	0/0	0/0	0	12
Carter	2	0	0	0	0/0	0/0	0	12
Cason	2	0	0	0	0/0	0/0	0	12
Galloway	0	2	0	0	0/0	0/0	0	12
Robinson	0	2	0	0	0/0	0/0	0	12
Bickerstaff	1	0	0	0	0/0	0/0	0	6
Campbell	0	1	0	0	0/0	0/0	0	6
Edwards	0	0	1e	0	0/0	0/0	0	6
Singleton	0	0	1a	0	0/0	0/0	0	6
Williams, Ra	0	0	1d	0	0/0	0/0	0	6
Witten	0	1	0	0	0/0	0/0	0	6
Coleman	0	0	0	0	0/0	0/0	1c	2
Glover	0	0	0	0	0/0	0/0	1b	2
COWBOYS	11	17	3	0	23/29	30/31	2	289
Opponents	7	18	3	2	21/23	23/26	1	260

2-Pt. Conversions: Cowboys 0-0, Opponents 2-2
a- 41-yard interception return at N.Y. Giants (9/15)
b- Sacked Jeff Blake in the endzone vs. Arizona (10/5)

c- Sacked Jeff Blake in the endzone vs. Arizona (10/5)
d- 38-yard kickoff return vs. Philadelphia (10/12)
e- 27-yard interception return at Detroit (10/19)

* 29-yard Ralph Brown interception return @ N.Y. Giants (9/15)
67-yard Dre Blye fumble return @ Detroit (10/19)
34-yard Jason Taylor fumble return vs. Miami (11/27)

+ Ball snapped through endzone @ Philadelphia (12/7)

PASSING	ATT	COMP	YDS	PCT	AVG	ATT	TD	PCT	PCT	LG	SKS/YDS	RATING
Carter	505	292	3,302	57.8	6.54	17	3.4	21	4.2	64	37/185	71.4
Hutchinson	2	1	8	50.0	4.00	0	0.0	0	0.0	8	0/0	60.4
Cason	1	1	37	100.0	37.0	0	0.0	0	0.0	37	0/0	118.8
Anderson	1	0	0	0.0	0.0	0	0.0	0	0.0	0	0/0	39.6
Glenn	1	0	0	0.0	0.0	0	0.0	0	0.0	0	0/0	39.6
COWBOYS	510	294	3,347	57.6	6.56	17	3.3	21	4.1	64	37/185	71.4
Opponents	492	239	2,820	48.6	5.73	18	3.7	13	2.6	76	32/189	67.6

2004 ★ DALLAS COWBOYS STATISTICS ★ 2004

THIRD PLACE, NFC EAST HEAD COACH: BILL PARCELLS

PRESEASON (3-1)			
Date	W/L	Score	Opponent
8/14	L	0-18	@ Houston
8/21	W	21-20	@ Oakland
8/30	W	20-17	TENNESSEE
9/2	W	24-20	KANSAS CITY
REGULAR SEASON (6-10)			
Date	W/L	Score	Opponent
9/12	L	17-35	@ Minnesota
9/19	W	19-12	CLEVELAND
9/27	W	21-18	@ Washington
10/3			BYE
10/10	L	10-26	N.Y. GIANTS
10/17	L	20-24	PITTSBURGH
10/24	L	20-41	@ Green Bay
10/31	W	31-21	DETROIT
11/7	L	3-26	@ Cincinnati
11/15	L	21-49	PHILADELPHIA
11/21	L	10-30	@ Baltimore
11/25	W	21-7	CHICAGO
12/6	W	43-39	@ Seattle
12/12	L	13-27	NEW ORLEANS
12/19	L	7-12	@ Philadelphia
12/26	W	13-10	WASHINGTON
1/2/05	L	24-28	@ N.Y. Giants

TEAM STATISTICS	DALLAS	OPP
First Downs	296	297
Rushing	101	88
Passing	171	180
Penalty	24	29
Third Down-Made/Att	78/214	75/192
Third Down Efficiency	36.4	39.1
Fourth Down-Made/Att	9/17	2/7
TOTAL NET YARDS	5,197	5,285
Avg. Per Game	324.8	330.3
Total Plays	1,004	960
Avg. Per Play	5.2	5.5
NET YARDS RUSHING	1,769	1,764
Avg. Per Game	110.6	110.3
Total Rushes	449	425
Avg. Per Rush	3.9	4.2
NET YARDS PASSING	3,428	3,521
Avg. Per Game	214.3	220.1
Sacked/Yards Lost	36/208	33/197
Gross Yards	3,636	3,718
Attempts/Completions	519/308	502/310
Pct. of Completions	59.3	61.8
Had Intercepted	23	13
PUNTS/AVERAGE	76-42.3	78-41.8
Net Punting Average	35.1	35.8
PUNT RET./AVG.	44/8.9	39/10.5
KICKOFF RET./AVG.	78/20.6	62/17.5
INT./AVG. RET.	13/8.4	23/22.9
PENALTIES/YARDS	105-867	104-879
FUMBLES/BALL LOSS	26-14	20-9
TOUCHDOWNS	33	49
Rushing	14	14
Passing	19	31
Returns	0	4
EXTRA POINTS/ATTEMPTS	31/31	44/45
TWO POINT CONV./ATTS	1/2	2/4
FIELD GOALS/ATTEMPTS	20/26	21/23
AVG. TIME OF POSS.	30:37	29:23

	ATT	YDS	AVG	LG	TD
RUSHING					
Jones, J.	197	819	4.2	53	7
George	132	432	3.3	24	4
Anderson	57	246	4.3	27	1
Lee	27	128	4.7	14	1
Testaverde	21	38	1.8	10	1
Coakley	1	33	33.0	33	0
Morgan	2	23	11.5	24	0
Johnson, K.	2	13	6.5	13	0
Williams, Ra.	1	13	13.0	13	0
Ward	1	11	11.0	11	0
Barnes	5	10	2.0	8	0
Henson	1	7	7.0	7	0
Copper	1	-1	-1.0	-1	0
Glenn	1	-3	-3.0	-3	0
COWBOYS	449	1,769	3.9	53	14
Opp. Totals	425	1,764	4.2	90	14

	ATT	YDS	AVG	LG	TD
RECEIVING					
Witten	87	980	11.3	42	6
Johnson, K.	70	981	14.0	39	6
Anderson	26	207	8.0	28	0
Glenn	24	400	16.7	48	2
Morgan	22	260	11.8	53	0
Jones, J.	17	109	6.4	37	0
Bryant	16	266	16.6	48	0
Crayton	12	162	13.5	39	1
Barnes	10	59	5.9	14	1
George	9	83	9.2	28	0
Copper	7	84	12.0	22	1
Campbell	2	16	8.0	9	0
Robinson	2	2	1.0	11	2
Williams, Ra.	1	14	14.0	14	0
Ward	1	5	5.0	5	0
Lee	1	4	4.0	4	0
Polite	1	4	4.0	4	0
COWBOYS	308	3,636	11.8	53	19
Opp. Totals	310	3,718	12.0	76	31

	NO	YDS	AVG	LG	TD
INTERCEPTIONS					
Newman	4	31	7.8	21	0
Nguyen	3	19	6.3	19	0
Williams, Ro.	2	53	26.5	33	0
Frazier	2	2	1.0	2	0
Hunter	1	2	2.0	2	0
Scott	1	2	2.0	2	0
COWBOYS	13	109	8.4	33	0
Opp. Totals	23	526	22.9	101	4

	NO	YDS	AVG	LG	TD
USUAL STARTERS					
WR Keyshawn Johnson	RE Marcellus Wiley				
LT Flozell Adams	RT La'Roi Glover				
LG Larry Allen	RT Leonardo Carson				
C Al Johnson	LE Greg Ellis				
RG Andre Gurode	SLB Al Singleton (12)				
RT Torrin Tucker (12)	Scott Shanle (3)				
Kurt Vollers (3)	MLB Dat Nguyen				
TE Jason Witten	WLB Dexter Coakley				
WR Terry Glenn (6)	LCB Terence Newman				
Quincy Morgan (7)	RCB Pete Hunter (3)				
DB Vinny Testaverde	Lance Frazier (8)				
RB Eddie George (8)	SS Tony Dixon (7)				
Julian Jones (7)	Lynn Scott (9)				
FB Darrian Barnes (10)	FS Roy Williams				
Richie Anderson (3)					

	PASSING	ATT	COMP	YDS	PCT	AVG	TD	PCT	INT	LG	SKS/YDS	RATING
Testaverde	495	297	3,532	60.0	7.13	17	3.4	20	4	53	34/182	76.4
Henson	18	10	78	55.6	4.34	1	5.6	1	5.6	16	2/26	61.8
Anderson	1	1	26	100.0	26.00	1	100.0	0	0.0	26	0/0	158.3
Johnson, K.	2	0	0	0.0	0.00	0	0.0	1	50.0	0	0/0	0.0
Crayton	1	0	0	0.0	0.00	0	0.0	1	100.0	0	0/0	0.0
Glenn	1	0	0	0.0	0.00	0	0.0	0	0.0	0	0/0	39.6
McBriar	1	0	0	0.0	0.00	0	0.0	0	0.0	0	0/0	39.6
COWBOYS	519	308	3,636	59.3	7.01	19	3.7	23	4.4	53	36/208	74.5
Opp. Totals	502	310	3,718	61.8	7.41	31	6.2	13	2.6	76	33/197	94.2

	NO	YDS	AVG	TD	LG	BL	NET
PUNTING							
McBriar	75	3,182	42.4	7	22	68	0 35.1
Cundiff	1	34	34.0	0	1	34	0 34.0
COWBOYS	76	3,216	42.3	7	23	68	0 35.1
Opp. Totals	78	3,260	41.8	4	22	58	0 35.8

	NO	FC	YDS	AVG	LG	TD
PUNT RETURNS						
Frazier	24	229	9.5	9	55	0
Ward	14	114	8.1	6	13	0
Crayton	4	34	8.5	1	17	0
Newman	2	13	6.5	0	7	0
COWBOYS	44	390	8.9	16	55	0
Opp. Totals	39	410	10.5	16	43	0

	NO	YDS	AVG	LG	TD
KICKOFF RETURNS					
Lee	41	964	23.5	62	0
Copper	16	307	19.2	39	0
Reeves	13	199	15.3	27	0
Jones, N.	2	43	21.5	25	0
Thornton, B.	2	43	21.5	24	0
Morgan	2	25	12.5	19	0
Pierce	1	13	13.0	13	0
Lehr	1	9	9.0	9	0
COWBOYS	78	1,603	20.6	62	0
Opp. Totals	62	1,083	17.5	34	0

	1	2	3	4	OT	T
SCORE BY QUARTERS						
COWBOYS	63	82	72	76	-	293
Opponents	47	120	83	155	-	405

	11-19	20-29	30-39	40-49	50+
FIELD GOALS					
Cundiff	1-1	6-6	4-4	9-13	0-2
COWBOYS	1-1	6-6	4-4	9-13	0-2
Opponents	1-1	6-6	4-4	9-13	3-4
Cundiff:	(27);(30,49M);(41,52M);(47,39);(46,24);(40);(24);(1);(19,41M);(52M);(39,49,47);(42M,34,41);(46M);(26,23);(40,24,45).				
Opponents:	(45,23,49,22);(19);(31,51,47,26);(51);(26,40);(1);(35,47,45,30);(41);(50);(48M);(21);(39,44);(1);(25,57M);(1).				

	TDR	TD	TD	TD	2P	FG	PAT	S	TP
SCORING									
Cundiff	0	0	0	0	0	20/26	31/31	91	
Jones, J.	7	0	0	0	0	0/0	0/0	42	
Witten	0	6	0	1	0/0	0/0	0/0	38	
Johnson, K.	0	6	0	0	0/0	0/0	0/0	36	
George	4	0	0	0	0/0	0/0	0/0	24	
Glenn	0	2	0	0	0/0	0/0	0/0	12	
Robinson	0	2	0	0	0/0	0/0	0/0	12	
Anderson	1	0	0	0	0/0	0/0	0/0	6	
Barnes	0	1	0	0	0/0	0/0	0/0	6	
Copper	0	1	0	0	0/0	0/0	0/0	6	
Crayton	0	1	0	0	0/0	0/0	0/0	6	
Lee	1	0	0	0	0/0	0/0	0/0	6	
Testaverde	1	0	0	0	0/0	0/0	0/0	6	
Team	0	0	0	0	0/0	0/0	1	2	
COWBOYS	14	19	0	1	20/26	31/31	*293		
Opp. Totals	14	31	4	#	21/23	44/45	0	405	

2-Pt. Conversions: Team 1-2, Opponents 2-4

* J. Gonzalez holding in end zone vs. Cleveland (9/19)
D. Bly 55-yard interception return vs. Detroit (10/31)

L. Sheppard 101-yard interception return vs. Philadelphia (11/15)
C. Williams 44-yard interception return at Baltimore (11/21)
R. McQuarters 45-yard interception return vs. Chicago (11/25)

Cowboys All-Time Results

All-Time Regular Season Record: 383-285-6

Playoff Record: 32-22

Preseason Record: 106-114-1

The Opponents

Arizona Cardinals (Dallas Leads Series 53-28-1)

Year	Site	Winner-Score	Att.
1960	St. Louis	St. Louis, 12-10	23,128
1961	Dallas	St. Louis, 31-17	20,500
1961	St. Louis	St. Louis, 31-13	15,384
1962	Dallas	St. Louis, 28-24	16,027
1962	St. Louis	St. Louis, 52-20	14,201
1963	Dallas	St. Louis, 34-7	36,432
1963	St. Louis	Dallas, 28-24	12,695
1964	Dallas	St. Louis, 16-6	36,605
1964	St. Louis	Dallas, 31-13	28,253
1965	St. Louis	St. Louis, 20-13	32,034
1965	Dallas	Dallas, 27-13	38,499
1966	St. Louis	Tie, 10-10	50,673
1966	St. Louis	Dallas, 31-17	76,965
1967	Dallas	Dallas, 46-21	68,787
1968	Dallas	Dallas, 27-10	48,296
1969	Dallas	Dallas, 24-3	62,134
1970	St. Louis	St. Louis, 20-7	50,780
1970	Dallas	St. Louis, 38-0	69,323
1971	St. Louis	Dallas, 16-13	50,486
1971	Dallas	Dallas, 31-12	66,672
1972	Dallas	Dallas, 33-24	65,218
1972	St. Louis	Dallas, 27-6	49,787
1973	Dallas	Dallas, 45-10	64,729
1973	St. Louis	Dallas, 30-3	43,946
1974	St. Louis	St. Louis, 31-28	49,885
1974	Dallas	Dallas, 17-14	64,146
1975	Dallas	Dallas, 37-31 (OT)	52,417
1975	St. Louis	St. Louis, 31-17	49,701
1976	St. Louis	St. Louis, 21-17	50,317
1976	Dallas	Dallas, 19-14	62,498
1977	St. Louis	Dallas, 30-24	50,129
1977	Dallas	St. Louis, 24-17	64,038
1978	Dallas	Dallas, 21-12	62,760
1978	St. Louis	Dallas, 24-21 (OT)	48,991
1979	St. Louis	Dallas, 22-21	50,855
1979	Dallas	Dallas, 22-13	64,300
1980	St. Louis	Dallas, 27-24	50,701
1980	Dallas	Dallas, 31-21	52,567
1981	Dallas	Dallas, 30-17	63,602
1981	St. Louis	St. Louis, 20-17	49,777
1982	St. Louis	Dallas, 24-7	50,705
1983	St. Louis	Dallas, 34-17	48,532
1983	Dallas	Dallas, 35-17	60,764
1984	Dallas	St. Louis, 31-20	61,438
1984	St. Louis	Dallas, 24-17	48,721
1985	St. Louis	St. Louis, 21-10	49,347
1985	Dallas	Dallas, 35-17	54,125
1986	St. Louis	Dallas, 31-7	49,077
1986	Dallas	Dallas, 37-6	60,756
1987	St. Louis	St. Louis, 24-13	47,241
1987	Dallas	Dallas, 21-16	36,788
1988	Phoenix	Dallas, 17-14	67,139
1988	Dallas	Phoenix, 16-10	42,196
1989	Dallas	Phoenix, 19-10	44,431
1989	Phoenix	Phoenix, 24-20	49,657
1990	Phoenix	Phoenix, 20-3	45,235
1990	Dallas	Dallas, 41-10	60,190
1991	Phoenix	Dallas, 17-9	68,814
1991	Dallas	Dallas, 27-7	61,190
1992	Dallas	Dallas, 31-20	62,575
1992	Phoenix	Dallas, 16-10	72,439
1993	Phoenix	Dallas, 17-10	73,025
1993	Dallas	Dallas, 20-15	64,224
1994	Dallas	Dallas, 38-3	64,518
1994	Arizona	Dallas, 28-21	71,023

1995	Dallas	Dallas, 34-20	64,560
1995	Arizona	Dallas, 37-13	72,394
1996	Dallas	Dallas, 17-3	64,096
1996	Arizona	Dallas, 10-6	70,763
1997	Arizona	Arizona, 25-22 (OT)	71,578
1997	Dallas	Dallas, 24-6	64,302
1998	Dallas	Dallas, 38-10	63,602
1998	Arizona	Dallas, 35-28	69,923
1998*	Dallas	Arizona, 20-7	62,969
1999	Dallas	Dallas, 35-7	64,169
1999	Arizona	Arizona, 13-9	72,015
2000	Arizona	Arizona, 32-31	66,009
2000	Dallas	Dallas, 48-7	62,981
2001	Dallas	Dallas, 17-3	63,114
2001	Arizona	Arizona, 17-10	48,883
2002	Arizona	Arizona, 6-9 (OT)	59,702
2003	Dallas	Dallas, 24-7	63,601

2005 Oct. 30 at Dallas

*NFC Wild Card Game

ARIZONA CARDINALS

2004 Results (6-10)

10	at St. Louis	17
12	New England	23
3	at Atlanta	6
34	New Orleans	10
28	at San Francisco (OT)	31
25	Seattle	17
14	at Buffalo	38
24	at Miami	23
17	New York Giants	14
10	at Carolina	35
3	New York Jets	13
12	at Detroit	26
28	San Francisco (OT)	31
31	St. Louis	7
21	at Seattle	24
12	Tampa Bay	7

2005 Schedule

9/11	at New York Giants
9/18	St. Louis
9/25	at Seattle
10/2	San Fran. (Mexico)
10/9	Carolina
10/16	Open
10/23	Tennessee
10/30	at Dallas
11/6	Seattle
11/13	at Detroit
11/20	at St. Louis
11/27	Jacksonville
12/4	at San Francisco
12/11	Washington
12/18	at Houston
12/24	Philadelphia (Sat.)
1/1/06	at Indianapolis

Atlanta Falcons

(Dallas Leads Series, 14-8)

Year	Site	Winner-Score	Att.
1966	Atlanta	Dallas, 47-14	56,990
1967	Dallas	Dallas, 37-7	54,751
1969	Atlanta	Dallas, 24-17	53,833
1970	Dallas	Dallas, 13-0	53,611
1974	Atlanta	Dallas, 24-0	52,322
1976	Atlanta	Atlanta, 17-10	54,972
1978*	Dallas	Dallas, 27-20	60,388
1980*	Atlanta	Dallas, 30-27	60,022
1985	Dallas	Dallas, 24-10	57,941
1986	Dallas	Atlanta, 37-35	62,880
1987	Dallas	Atlanta, 21-10	40,103
1988	Dallas	Dallas, 26-20	39,702
1989	Atlanta	Atlanta, 27-21	55,285
1990	Atlanta	Atlanta, 26-7	50,097
1991	Dallas	Dallas, 31-27	60,962
1992	Atlanta	Dallas, 41-17	67,036
1993	Atlanta	Atlanta, 27-14	67,337
1995	Atlanta	Dallas, 28-13	70,089
1996	Dallas	Dallas, 32-28	64,091
1999	Dallas	Dallas, 24-7	63,663
2001	Atlanta	Atlanta, 20-13	69,101
2003	Dallas	Atlanta, 27-13	64,104

*NFC Divisional Playoffs

continued

ATLANTA FALCONS

2004 Results (11-5)			2005 Schedule		
21	at San Francisco	19	9/12	Philadelphia (Mon.)	
34	St. Louis	17	9/18	at Seattle	
6	Arizona	3	9/25	at Buffalo	
27	at Carolina	10	10/2	Minnesota	
10	Detroit	17	10/9	New England	
21	San Diego	20	10/16	at New Orleans	
10	at Kansas City	56	10/24	New York Jets (Mon.)	
41	at Denver	28	10/30	Open	
24	Tampa Bay	14	11/6	at Miami	
14	at New York Giants	10	11/13	Green Bay	
24	New Orleans	21	11/20	Tampa Bay	
0	at Tampa Bay	27	11/24	at Detroit (Thu.)	
35	Oakland	10	12/4	at Carolina	
34	Carolina (Sat.)	31	12/12	New Orleans (Mon.)	
13	at New Orleans	26	12/18	at Chicago	
26	at Seattle	28	12/24	at Tampa Bay (Sat.)	
			1/1/06	Carolina	

Baltimore Ravens

(Baltimore Leads Series 2-0)

Year	Site	Winner-Score	Att.
2000	Baltimore	Baltimore, 27-0	69,416
2004	Baltimore	Baltimore 30-10	69,924

BALTIMORE RAVENS

2004 Results (9-7)			2005 Schedule		
3	at Cleveland	20	9/11	Indianapolis	
30	Pittsburgh	13	9/18	at Tennessee	
23	at Cincinnati	9	9/25	Open	
24	Kansas City (Mon.)	27	10/2	New York Jets	
17	at Washington	10	10/9	at Detroit	
20	Buffalo	6	10/16	Cleveland	
10	at Philadelphia	15	10/23	at Chicago	
27	Cleveland	13	10/31	at Pittsburgh (Mon.)	
20	at New York Jets (OT)	17	11/6	Cincinnati	
30	Dallas	10	11/13	at Jacksonville	
3	at New England	24	11/20	Pittsburgh	
26	Cincinnati	27	11/27	at Cincinnati	
37	New York Giants	14	12/4	Houston	
10	at Indianapolis	20	12/11	at Denver	
7	at Pittsburgh	20	12/19	Green Bay (Mon.)	
30	Miami	23	12/25	Minnesota	
			1/1/06	at Cleveland	

Buffalo Bills

(Dallas Leads Series, 6-3)

Year	Site	Winner-Score	Att.
1971	Buffalo	Dallas, 49-37	46,206
1976	Dallas	Dallas, 17-10	51,779
1981	Dallas	Dallas, 27-14	62,583
1984	Buffalo	Buffalo, 14-3	74,391
1992*	Pasadena	Dallas, 52-17	98,374
1993	Dallas	Buffalo, 13-10	63,226
1993**	Atlanta	Dallas, 30-13	72,817
1996	Buffalo	Buffalo, 10-7	78,098
2003	Dallas	Dallas, 10-6	63,770

*Super Bowl XXVII, Jan. 31, 1993

**Super Bowl XXVIII, Jan. 30, 1994

BUFFALO BILLS

2004 Results (9-7)			2005 Schedule		
10	Jacksonville	13	9/11	Houston	
10	at Oakland	13	9/18	at Tampa Bay	
17	New England	31	9/25	Atlanta	
14	at New York Jets	16	10/2	at New Orleans	
20	Miami	13	10/9	Miami	
6	at Baltimore	20	10/16	New York Jets	
38	Arizona	14	10/23	at Oakland	
22	New York Jets	17	10/30	at New England	
6	at New England	29	11/6	Open	
37	St. Louis	17	11/13	Kansas City	
38	at Seattle	9	11/20	at San Diego	
42	at Miami	32	11/27	Carolina	
37	Cleveland	7	12/4	at Miami	
33	at Cincinnati	17	12/11	New England	
41	at San Francisco	7	12/17	Denver (Sat.)	
24	Pittsburgh	29	12/24	at Cincinnati (Sat.)	
			1/1/06	at New York Jets	

Carolina Panthers

(Dallas Leads Series, 4-3)

Year	Site	Winner-Score	Att.
1996*	Carolina	Carolina, 26-17	72,808
1997	Dallas	Carolina, 23-13	63,251
1998	Dallas	Dallas, 27-20	64,181
2000	Carolina	Dallas, 16-13 (OT)	73,310
2002	Dallas	Dallas, 14-13	61,733
2003	Dallas	Dallas, 24-20	63,871
2003**	Carolina	Carolina, 29-10	73,014

2005 Dec. 24 at Carolina

*NFC Divisional Playoffs

**NFC Wild Card Playoffs

CAROLINA PANTHERS

2004 Results (7-9)			2005 Schedule		
14	Green Bay (Mon.)	24	9/11	New Orleans	
28	at Kansas City	17	9/18	New England	
10	Atlanta	27	9/25	at Miami	
17	at Denver	20	10/3	Green Bay (Mon.)	
8	at Philadelphia	30	10/9	at Arizona	
6	San Diego	17	10/16	at Detroit	
17	at Seattle	23	10/23	Open	
24	Oakland	27	10/30	Minnesota	
37	at San Francisco	27	11/6	at Tampa Bay	
35	Arizona	10	11/13	New York Jets	
21	Tampa Bay	14	11/20	at Chicago	
32	at New Orleans	21	11/27	at Buffalo	
20	St. Louis	7	12/4	Atlanta	
31	at Atlanta (Sat.)	34	12/11	Tampa Bay	
37	at Tampa Bay	20	12/18	at New Orleans	
18	New Orleans	21	12/24	Dallas (Sat.)	
			1/1/06	at Atlanta	

Chicago Bears

(Dallas Leads Series, 12-8)

Year	Site	Winner-Score	Att.
1960	Chicago	Chicago, 17-7	39,951
1962	Dallas	Chicago, 34-33	12,692
1964	Chicago	Dallas, 24-10	47,527
1968	Chicago	Dallas, 34-3	46,667
1971	Chicago	Chicago, 23-19	55,049
1973	Chicago	Dallas, 20-17	55,701
1976	Dallas	Dallas, 31-21	61,346
1977*	Dallas	Dallas, 37-7	62,920
1979	Dallas	Dallas, 24-20	64,056
1981	Dallas	Dallas, 10-9	63,499
1984	Chicago	Dallas, 23-14	63,623
1985	Dallas	Chicago, 44-0	63,855
1986	Dallas	Chicago, 24-10	57,256
1988	Chicago	Chicago, 17-7	64,759
1991**	Chicago	Dallas, 17-13	62,594
1992	Dallas	Dallas, 27-14	63,101
1996	Chicago	Chicago, 22-6	63,076
1997	Dallas	Dallas, 27-3	64,082
1998	Chicago	Chicago, 13-12	59,201
2004	Dallas	Dallas, 21-7	64,026

*NFC Divisional Playoffs

**NFC First-Round Playoffs

CHICAGO BEARS

2004 Results (5-11)			2005 Schedule		
16	Detroit	20	9/11	at Washington	
21	at Green Bay	10	9/18	Detroit	
22	at Minnesota	27	9/25	Cincinnati	
9	Philadelphia	19	10/2	Open	
10	Washington	13	10/9	at Cleveland	
7	at Tampa Bay	19	10/16	Minnesota	
23	San Francisco	13	10/23	Baltimore	
28	at New York Jets	21	10/30	at Detroit	
19	at Tennessee (OT)	17	11/6	at New Orleans	
10	Indianapolis	41	11/13	San Francisco	
7	at Dallas (Thu.)	21	11/20	Carolina	
24	Minnesota	14	11/27	at Tampa Bay	
3	at Jacksonville	22	12/4	Green Bay	
5	Houston	24	12/11	at Pittsburgh	
13	at Detroit	19	12/18	Atlanta	
14	Green Bay	31	12/25	at Green Bay	
			1/1/06	at Minnesota	

Cincinnati Bengals

(Dallas Leads Series, 5-4)

Year	Site	Winner-Score	Att.
1973	Dallas	Dallas, 38-10	58,802
1979	Dallas	Dallas, 38-13	63,179
1985	Cincinnati	Cincinnati, 50-24	56,936
1988	Dallas	Cincinnati, 38-24	37,865
1991	Dallas	Dallas, 35-23	63,275
1994	Cincinnati	Dallas, 23-20	57,096
1997	Cincinnati	Cincinnati, 31-24	60,043
2000	Dallas	Dallas, 23-6	62,170
2004	Cincinnati	Cincinnati, 26-3	65,721

CINCINNATI BENGALS

2004 Results (8-8)		2005 Schedule	
24	at New York Jets	31	9/11 at Cleveland
16	Miami	13	9/18 Minnesota
9	Baltimore	23	9/25 at Chicago
17	at Pittsburgh	28	10/2 Houston
17	at Cleveland	34	10/9 at Jacksonville
23	Denver (Mon.)	10	10/16 at Tennessee
20	at Tennessee	27	10/23 Pittsburgh
26	Dallas	3	10/30 Green Bay
17	at Washington	10	11/6 at Baltimore
14	Pittsburgh	19	11/13 Open
58	Cleveland	48	11/20 Indianapolis
27	at Baltimore	26	11/27 Baltimore
28	at New England	35	12/4 at Pittsburgh
17	Buffalo	33	12/11 Cleveland
23	New York Giants	22	12/18 at Detroit
38	at Philadelphia	10	12/24 Buffalo (Sat.)
			1/1/06 at Kansas City

Cleveland Browns

(Cleveland Leads Series, 17-11)

Year	Site	Winner-Score	Att.
1960	Dallas	Cleveland, 48-7	28,500
1961	Cleveland	Cleveland, 25-7	43,638
1961	Dallas	Cleveland, 38-17	23,500
1962	Cleveland	Cleveland, 19-10	40,040
1962	Dallas	Dallas, 45-21	24,226
1963	Dallas	Cleveland, 41-24	28,710
1963	Cleveland	Cleveland, 27-17	55,096
1964	Cleveland	Cleveland, 27-6	72,062
1964	Dallas	Cleveland, 20-16	37,456
1965	Cleveland	Cleveland, 23-17	80,451
1965	Dallas	Cleveland, 24-17	76,251
1966	Cleveland	Cleveland, 30-21	84,721
1966	Dallas	Dallas, 26-14	80,259
1967	Cleveland	Dallas, 21-14	81,039
1967*	Dallas	Dallas, 52-14	70,786
1968	Dallas	Dallas, 28-7	68,733
1968*	Cleveland	Cleveland, 31-20	81,497
1969	Cleveland	Cleveland, 42-10	84,850
1969*	Dallas	Cleveland, 38-14	69,321
1970	Cleveland	Dallas, 6-2	75,458
1974	Dallas	Dallas, 41-17	48,754
1979	Cleveland	Cleveland, 26-7	80,123
1982	Dallas	Dallas, 31-14	46,267
1985	Dallas	Dallas, 20-7	61,456
1988	Cleveland	Cleveland, 24-21	77,683
1991	Cleveland	Dallas, 26-14	78,860
1994	Dallas	Cleveland, 19-14	64,826
2004	Dallas	Dallas, 19-12	63,119

*Eastern Conference Championship Game

CLEVELAND BROWNS

2004 Results (4-12)		2005 Schedule	
20	Baltimore	3	9/11 Cincinnati
12	at Dallas	19	9/18 at Green Bay
17	at New York Giants	27	9/25 at Indianapolis
17	Washington	13	10/2 Open
23	at Pittsburgh	34	10/9 Chicago
34	Cincinnati	17	10/16 at Baltimore
31	Philadelphia (OT)	34	10/23 Detroit
13	at Baltimore	27	10/30 at Houston
10	Pittsburgh	24	11/6 Tennessee
7	New York Jets	10	11/13 at Pittsburgh
48	at Cincinnati	58	11/20 Miami
15	New England	42	11/27 at Minnesota
7	at Buffalo	37	12/4 Jacksonville
0	San Diego	21	12/11 at Cincinnati
7	at Miami	10	12/18 at Oakland
22	at Houston	14	12/24 Pittsburgh (Sat.)
			1/1/06 Baltimore

Denver Broncos

(Dallas Leads Series, 5-4)

Year	Site	Winner-Score	Att.
1973	Denver	Dallas, 22-10	51,706
1977	Dallas	Dallas, 14-6	63,450
1978*	New Orleans	Dallas, 27-10	76,702
1980	Denver	Denver, 41-20	74,919
1986	Denver	Denver, 29-14	76,082
1992	Denver	Dallas, 31-27	74,946
1995	Dallas	Dallas, 31-21	64,578
1998	Denver	Denver, 42-23	75,013
2001	Dallas	Denver, 26-24	64,104

2005 Nov. 24 at Dallas

*Super Bowl XII, Jan. 15, 1978

DENVER BRONCOS

2004 Results (10-6)		2005 Schedule	
34	Kansas City	24	9/11 at Miami
6	at Jacksonville	7	9/18 San Diego
23	San Diego	13	9/26 Kansas City (Mon.)
16	at Tampa Bay	13	10/2 at Jacksonville
20	Carolina	17	10/9 Washington
31	at Oakland	3	10/16 New England
10	at Cincinnati (Mon.)	23	10/23 at New York Giants
28	Atlanta	41	10/30 Philadelphia
31	Houston	13	11/6 Open
34	at New Orleans	13	11/13 at Oakland
24	Oakland	25	11/20 New York Jets
17	at San Diego	20	11/24 at Dallas (Thu.)
20	Miami	17	12/4 at Kansas City
17	at Kansas City	45	12/11 Baltimore
37	at Tennessee (Sat.)	16	12/17 at Buffalo (Sat.)
33	Indianapolis	14	12/24 Oakland (Sat.)
			12/31 at San Diego (Sat.)

Detroit Lions

(Dallas Leads Series 10-9)

Year	Site	Winner-Score	Att.
1960	Detroit	Detroit, 23-14	43,272
1963	Dallas	Dallas, 17-14	27,262
1968	Dallas	Dallas, 59-13	61,382
1970*	Dallas	Dallas, 5-0	73,167
1972	Dallas	Dallas, 28-24	65,378
1975	Detroit	Dallas, 36-10	79,784
1977	Dallas	Dallas, 37-0	63,160
1981	Detroit	Detroit, 27-24	79,694
1985	Detroit	Detroit, 26-21	72,985
1986	Detroit	Dallas, 31-7	73,812
1987	Detroit	Detroit, 27-17	45,325
1991	Detroit	Detroit, 34-10	74,906
1991*	Detroit	Detroit, 38-6	78,290
1992	Detroit	Dallas, 37-3	74,816
1994	Dallas	Detroit, 20-17 (OT)	64,102
2001	Detroit	Detroit, 15-10	77,512
2002	Detroit	Detroit, 7-9	61,789
2003	Detroit	Dallas, 38-7	61,160
2004	Dallas	Dallas 31-21	63,616

2005 Nov. 20 at Dallas

*NFC Divisional Playoffs

DETROIT LIONS

2004 Results (6-10)		2005 Schedule	
20	at Chicago	16	9/11 Green Bay
28	Houston	16	9/18 at Chicago
13	Philadelphia	30	9/25 Open
17	at Atlanta	10	10/2 at Tampa Bay
10	Green Bay	38	10/9 Baltimore
28	at New York Giants	13	10/16 Carolina
21	at Dallas	31	10/23 at Cleveland
10	Washington	17	10/30 Chicago
17	at Jacksonville (OT)	23	11/6 at Minnesota
19	at Minnesota	22	11/13 Arizona
9	Indianapolis (Th.)	41	11/20 at Dallas
26	Arizona	12	11/24 Atlanta (Thu.)
13	at Green Bay	16	12/4 Minnesota
27	Minnesota	28	12/11 at Green Bay
19	Chicago	13	12/18 Cincinnati
19	at Tennessee	24	12/24 at N. Orleans (Sat.)
			1/1/06 at Pittsburgh

Green Bay Packers

(Dallas Leads Series, 14-12)

Year	Site	Winner-Score	Att.
1960	Green Bay	Green Bay, 41-7	32,294
1964	Dallas	Green Bay, 45-21	44,975
1965	Milwaukee	Green Bay, 13-3	48,311
1966*	Dallas	Green Bay, 34-27	75,504
1967*	Green Bay	Green Bay, 21-17	50,861
1968	Dallas	Green Bay, 28-17	74,604
1970	Dallas	Dallas, 16-3	67,182
1972	Milwaukee	Green Bay, 16-14	47,103
1975	Dallas	Green Bay, 19-17	64,934
1978	Milwaukee	Dallas, 42-14	55,256
1980	Milwaukee	Dallas, 28-7	54,776
1982**	Dallas	Dallas, 37-26	63,972
1984	Dallas	Dallas, 20-6	64,222
1989	Green Bay	Green Bay, 31-13	56,656
1989	Dallas	Green Bay, 20-10	41,265
1991	Milwaukee	Dallas, 20-17	53,695
1993	Dallas	Dallas, 36-14	63,568
1993S	Dallas	Dallas, 27-17	64,790
1994	Dallas	Dallas, 42-31	64,597
1994S	Dallas	Dallas, 35-9	64,745
1995	Dallas	Dallas, 34-24	64,806
1995#	Dallas	Dallas, 38-27	65,135
1996	Dallas	Dallas, 21-6	65,032
1997	Green Bay	Green Bay, 45-17	60,111
1999	Dallas	Dallas, 27-13	64,634
2004	Green Bay	Green Bay, 41-20	70,679

#NFC Divisional Playoffs

#NFC Championship Game

*NFL Championship Game

**Super Bowl Tournament

GREEN BAY PACKERS

2004 Results (10-6)		2005 Schedule	
24	at Carolina (Mon.)	14	9/11 at Detroit
10	Chicago	21	9/18 Cleveland
31	at Indianapolis	45	9/25 Tampa Bay
7	New York Giants	14	10/3 at Carolina (Mon.)
27	Tennessee (Mon.)	48	10/9 New Orleans
38	at Detroit	10	10/16 Open
41	Dallas	20	10/23 at Minnesota
28	at Washington	14	10/30 at Cincinnati
34	Minnesota	31	11/6 Pittsburgh
16	at Houston	13	11/13 at Atlanta
45	St. Louis (Mon.)	17	11/21 Minnesota (Mon.)
17	at Philadelphia	47	11/27 at Philadelphia
16	Detroit	13	12/4 at Chicago
25	Jacksonville	28	12/11 Detroit
34	at Minnesota (Fri.)	31	12/19 at Baltimore (Mon.)
31	at Chicago	14	12/25 Chicago
			1/1/06 Seattle

Houston Texans

(Houston Leads Series, 1-0)

Year	Site	Winner-Score	Att.
2002	Houston	Houston, 10-19	69,604

HOUSTON TEXANS

2004 Results (7-9)		2005 Schedule	
20	San Diego	27	9/11 at Buffalo
16	at Detroit	28	9/18 Pittsburgh
24	at Kansas City	21	9/25 Open
30	Oakland	17	10/2 at Cincinnati
28	Minnesota (OT)	34	10/9 Tennessee
20	at Tennessee	10	10/16 at Seattle
20	Jacksonville	6	10/23 Indianapolis
13	at Denver	31	10/30 Cleveland
14	at Indianapolis	49	11/6 at Jacksonville
16	Green Bay	13	11/13 at Indianapolis
31	Tennessee	21	11/20 Kansas City
7	at New York Jets	29	11/27 St. Louis
14	Indianapolis	23	12/4 at Baltimore
24	at Chicago	5	12/11 at Tennessee
21	at Jacksonville	0	12/18 Arizona
22	Cleveland	14	12/24 Jacksonville (Sat.)
			1/1/06 at San Francisco

Indianapolis Colts

(Dallas Leads Series, 7-6)

Year	Site	Winner-Score	Att.
1960	Dallas	Baltimore, 45-7	25,500
1967	Baltimore	Baltimore, 23-17	60,238
1969	Dallas	Dallas, 27-10	63,191
1970*	Miami	Baltimore, 16-13	80,055
1972	Baltimore	Dallas, 21-0	58,992
1976	Dallas	Dallas, 30-27	64,237
1978	Dallas	Dallas, 38-0	64,224
1981	Baltimore	Dallas, 37-13	54,871
1984	Dallas	Dallas, 22-3	58,724
1993	Indianapolis	Dallas, 27-3	60,453
1996	Dallas	Indianapolis, 25-24	63,021
1999	Indianapolis	Indianapolis, 34-24	56,860
2002	Indianapolis	Indianapolis, 3-20	57,057

*Super Bowl V, Jan. 17, 1971

INDIANAPOLIS COLTS

2004 Results (12-4)		2005 Schedule	
24	at New England (Th.)	27	9/11 at Baltimore
31	at Tennessee	17	9/18 Jacksonville
45	Green Bay	31	9/25 Cleveland
24	at Jacksonville	17	10/2 at Tennessee
35	Oakland	14	10/9 at San Francisco
24	Jacksonville	27	10/17 St. Louis (Mon.)
35	at Kansas City	45	10/23 at Houston
31	Minnesota (Mon.)	28	10/30 Open
49	Houston	14	11/7 at New England (M.)
41	at Chicago	10	11/13 Houston
41	at Detroit (Thu.)	9	11/20 at Cincinnati
51	Tennessee	24	11/28 Pittsburgh (Mon.)
23	at Houston	14	12/4 Tennessee
20	Baltimore	10	12/11 at Jacksonville
34	San Diego (OT)	31	12/18 San Diego
14	at Denver	33	12/24 at Seattle (Sat.)
			1/1/06 Arizona

Jacksonville Jaguars

(Dallas Leads Series, 2-1)

Year	Site	Winner-Score	Att.
1997	Dallas	Dallas, 26-22	64,464
2000	Dallas	Jacksonville, 23-17 (OT)	63,554
2002	Dallas	Dallas, 21-19	62,204

JACKSONVILLE JAGUARS

2004 Results (9-7)		2005 Schedule	
13	at Buffalo	10	9/11 Seattle
7	Denver	6	9/18 at Indianapolis
15	at Tennessee	12	9/25 at New York Jets
17	Indianapolis	24	10/2 Denver
21	at San Diego	34	10/9 Cincinnati
22	Kansas City	16	10/16 at Pittsburgh
27	at Indianapolis	24	10/23 Open
6	at Houston	20	10/30 at St. Louis
15	Tennessee	17	11/6 Houston
16	at Minnesota	27	11/13 Baltimore
16	Pittsburgh	17	11/20 at Tennessee
22	Chicago	3	11/27 at Arizona
28	at Green Bay	25	12/4 at Cleveland
0	Houston	21	12/11 Indianapolis
13	at Oakland	6	12/18 San Francisco
			12/24 at Houston (Sat.)
			1/1/06 Tennessee

Kansas City Chiefs

(Dallas Leads Series, 4-3)

Year	Site	Winner-Score	Att.
1970	Kansas City	Dallas, 27-16	51,158
1975	Dallas	Kansas City, 34-31	63,539
1983	Dallas	Dallas, 41-21	64,103
1989	Kansas City	Kansas City, 36-28	76,841
1992	Dallas	Dallas, 17-10	64,115
1995	Dallas	Dallas, 24-12	64,901
1998	Kansas City	Kansas City, 20-17	77,697

2005 Dec. 11 at Dallas

continued

KANSAS CITY CHIEFS

2004 Results (7-9)

24	at Denver	34
17	Carolina	28
21	Houston	24
27	at Baltimore (Mon.)	24
16	at Jacksonville	22
56	Atlanta	10
45	Indianapolis	35
31	at Tampa Bay	34
20	at New Orleans (M.)	27
19	New England	27
31	San Diego	34
34	at Oakland	27
49	at Tennessee (Mon.)	38
45	Denver	17
31	Oakland (Sat.)	30
17	at San Diego	24

2005 Schedule

9/11	New York Jets
9/18	at Oakland
9/26	at Denver (Mon.)
10/2	Philadelphia
10/9	Open
10/16	Washington
10/23	at Miami
10/30	at San Diego
11/6	Oakland
11/13	at Buffalo
11/20	at Houston
11/27	New England
12/4	Denver
12/11	at Dallas
12/17	at N.Y. Giants (Sat.)
12/24	San Diego (Sat.)
1/1/06	Cincinnati

Miami Dolphins

(Miami Leads Series, 7-4)

Year	Site	Winner-Score	Att.
1971*	N. Orleans	Dallas, 24-3	81,035
1973	Dallas	Miami, 14-7	64,100
1978	Miami	Miami, 23-16	69,414
1981	Dallas	Dallas, 28-27	64,221
1984	Miami	Miami, 28-21	74,139
1987	Dallas	Miami, 20-14	56,519
1989	Dallas	Miami, 17-14	56,044
1993	Dallas	Miami, 16-14	60,198
1996	Miami	Dallas, 29-10	75,283
1999	Dallas	Dallas, 20-0	64,328
2003	Dallas	Miami, 40-21	64,101

*Super Bowl VI, Jan. 16, 1972

MIAMI DOLPHINS

2004 Results (4-12)

7	Tennessee	17
13	at Cincinnati	16
3	Pittsburgh	13
9	New York Jets	17
10	at New England	24
13	at Buffalo	20
31	St. Louis	14
19	at New York Jets (M.)	41
23	Arizona	24
17	at Seattle	24
24	at San Francisco	17
32	Buffalo	42
17	at Denver	20
29	New England (M.)	28
10	Cleveland	7
23	at Baltimore	30

2005 Schedule

9/11	Denver
9/18	at New York Jets
9/25	Carolina
10/2	Open
10/9	at Buffalo
10/16	at Tampa Bay
10/23	Kansas City
10/30	at New Orleans
11/6	Atlanta
11/13	New England
11/20	at Cleveland
11/27	at Oakland
12/4	Buffalo
12/11	at San Diego
12/18	New York Jets
12/24	Tennessee (Sat.)
1/1/06	at New England

Minnesota Vikings

(Dallas Leads Series, 13-12)

Year	Site	Winner-Score	Att.
1961	Dallas	Dallas, 21-7	20,500
1961	Minnesota	Dallas, 28-0	33,070
1966	Dallas	Dallas, 28-17	64,116
1968	Dallas	Dallas, 20-7	47,644
1970	Minnesota	Minnesota, 54-13	47,900
1971*	Minnesota	Dallas, 20-12	49,100
1973**	Dallas	Minnesota, 27-10	64,524
1974	Dallas	Minnesota, 23-21	57,847
1975*	Minnesota	Dallas, 17-14	48,341
1977	Minnesota	Dallas, 16-10 (OT)	47,678
1977**	Dallas	Dallas, 23-6	61,968
1978	Dallas	Minnesota, 21-10	61,848
1979	Minnesota	Dallas, 36-20	47,572
1982	Minnesota	Minnesota, 31-27	60,007
1983	Minnesota	Dallas, 37-24	60,774
1987	Dallas	Minnesota, 44-38 (OT)	54,229
1988	Dallas	Minnesota, 43-3	57,830
1993	Minnesota	Dallas, 37-20	63,321
1995	Minnesota	Dallas, 23-17 (OT)	60,088
1996	Dallas	Dallas, 40-15	64,682
1998	Dallas	Minnesota, 46-36	64,366
1999	Minnesota	Minnesota, 27-17	64,111

1999\$	Minnesota	Minnesota, 27-10	64,056
2000	Dallas	Minnesota, 27-15	63,878
2004	Minnesota	Minnesota, 35-17	64,105

\$NFC Wild Card Game

*NFC Divisional Playoff Game

**NFC Championship Game

MINNESOTA VIKINGS

2004 Results (8-8)

35	Dallas
16	at Philadelphia (M.)
27	Chicago
34	at Houston (OT)
38	at New Orleans
20	Tennessee
13	New York Giants
28	at Indianapolis (M.)
31	at Green Bay
22	Detroit
27	Jacksonville
14	at Chicago
23	Seattle
28	at Detroit
31	Green Bay (Fri.)
18	at Washington

2005 Schedule

9/11	Tampa Bay
9/18	at Cincinnati
9/25	New Orleans
10/2	at Atlanta
10/9	Open
10/16	at Chicago
10/23	Green Bay
10/30	at Carolina
31	Detroit
11/13	at New York Giants
10/21	at Green Bay (Mon.)
11/27	Cleveland
12/4	at Detroit
12/11	St. Louis
12/18	Pittsburgh
12/25	at Baltimore
1/1/06	Chicago

New England Patriots

(Dallas Leads Series, 7-2)

Year	Site	Winner-Score	Att.
1971	Dallas	Dallas, 44-21	65,708
1975	New England	Dallas, 34-31	60,905
1978	Dallas	Dallas, 17-10	63,263
1981	New England	Dallas, 35-21	60,311
1984	Dallas	Dallas, 20-17	55,341
1987	New England	Dallas, 23-17 (OT)	60,567
1996	Dallas	Dallas, 12-6	64,578
1999	New England	New England, 13-6	58,444
2003	New England	New England, 12-0	68,436

NEW ENGLAND PATRIOTS

2004 Results (14-2)

27	Indianapolis (Thu.)
23	at Arizona
31	at Buffalo
24	Miami
30	Seattle
13	New York Jets
20	at Pittsburgh
40	at St. Louis
29	Buffalo
27	at Kansas City (Mon.)
24	Baltimore
42	at Cleveland
35	Cincinnati
28	at Miami (Mon.)
23	at New York Jets
21	San Francisco

2005 Schedule

9/8	Oakland (Thu.)
9/18	at Carolina
9/25	at Pittsburgh
10/2	San Diego
10/9	at Atlanta
10/16	at Denver
10/23	Open
10/30	Buffalo
6/10/7	Indianapolis (Mon.)
11/13	at Miami
11/20	New Orleans
11/27	at Kansas City
12/4	New York Jets
12/11	at Buffalo
12/17	Tampa Bay (Sat.)
12/26	at N.Y. Jets (Mon.)
1/1/06	Miami

New Orleans Saints

(Dallas Leads Series, 14-7)

Year	Site	Winner-Score	Att.
1967	Dallas	Dallas, 14-10	52,562
1967	New Orleans	Dallas, 27-10	83,437
1968	New Orleans	Dallas, 17-3	84,728
1969	New Orleans	Dallas, 21-17	79,567
1969	Dallas	Dallas, 33-17	68,282
1971	New Orleans	New Orleans, 24-14	83,088
1973	Dallas	Dallas, 40-3	53,972
1976	New Orleans	Dallas, 24-6	61,413
1978	Dallas	Dallas, 27-7	57,920
1982	Dallas	Dallas, 21-7	64,506
1983	Dallas	Dallas, 21-20	62,136
1984	Dallas	Dallas, 30-27 (OT)	50,966
1988	New Orleans	New Orleans, 20-17	68,474
1989	New Orleans	New Orleans, 28-0	66,977
1990	Dallas	Dallas, 17-13	60,087
1991	Dallas	Dallas, 23-14	64,530
1994	New Orleans	Dallas, 24-16	67,323
1998	New Orleans	New Orleans, 22-3	65,065

continued

STAFF

PLAYERS

2004 SEASON

RECORDS

PLAYOFF RECORDS

OPPONENTS

SIDELINES

1999	New Orleans	New Orleans, 31-24	47,835
2003	New Orleans	New Orleans, 13-7	68,451
2004	Dallas	New Orleans, 27-13	64,056

NEW ORLEANS SAINTS

2004 Results (8-8)		2005 Schedule	
7	Seattle	21	9/11 at Carolina
30	San Francisco	27	9/18 New York Giants
28	at St. Louis	25	9/25 at Minnesota
10	at Arizona	34	10/2 Buffalo
17	Tampa Bay	20	10/9 at Green Bay
31	Minnesota	38	10/16 Atlanta
31	at Oakland	26	10/23 at St. Louis
17	at San Diego	43	10/30 Miami
27	Kansas City	20	11/6 Chicago
13	Denver	34	11/13 Open
21	at Atlanta	24	11/20 at New England
21	Carolina	32	11/27 at New York Jets
27	at Dallas	13	12/4 Tampa Bay
21	at Tampa Bay	17	12/12 at Atlanta (Mon.)
26	Atlanta	13	12/18 Carolina
21	at Carolina	18	12/24 Detroit (Sat.)
			1/1/06 at Tampa Bay

New York Giants
(Dallas Leads Series, 50-33-2)

Year	Site	Winner-Score	Att.
1960	New York	Tie, 31-31	55,033
1961	Dallas	New York, 31-10	41,500
1961	New York	Dallas, 17-16	60,254
1962	Dallas	New York, 41-10	45,668
1962	New York	New York, 41-31	62,694
1963	New York	New York, 37-21	62,889
1963	Dallas	New York, 34-27	29,635
1964	Dallas	Tie, 13-13	33,225
1964	New York	Dallas, 31-21	63,031
1965	Dallas	Dallas, 31-2	59,366
1965	New York	Dallas, 38-20	62,871
1966	Dallas	Dallas, 52-7	60,010
1966	New York	Dallas, 17-7	62,735
1967	Dallas	Dallas, 38-24	66,209
1968	Dallas	New York, 27-21	72,163
1968	New York	Dallas, 28-10	62,617
1969	Dallas	Dallas, 25-3	58,964
1970	Dallas	Dallas, 28-10	57,236
1970	New York	New York, 23-20	62,938
1971	Dallas	Dallas, 20-13	68,378
1971	New York	Dallas, 42-14	62,815
1972	New York	Dallas, 23-14	62,725
1972	Dallas	New York, 23-3	64,602
1973	Dallas	Dallas, 45-28	64,898
1973	N. Haven	Dallas, 23-10	70,128
1974	Dallas	New York, 14-6	46,353
1974	N. Haven	Dallas, 21-7	61,191
1975	New York	Dallas, 13-7	56,511
1975	Dallas	Dallas, 14-3	53,329
1976	New York	Dallas, 24-14	76,042
1976	Dallas	Dallas, 9-3	58,870
1977	Dallas	Dallas, 41-21	64,215
1977	New York	Dallas, 24-10	74,532
1978	New York	Dallas, 34-24	73,265
1978	Dallas	Dallas, 24-3	64,869
1979	New York	Dallas, 16-14	76,490
1979	Dallas	Dallas, 28-7	63,787
1980	Dallas	Dallas, 24-3	59,126
1980	New York	New York, 38-35	68,343
1981	Dallas	Dallas, 18-10	63,499
1981	New York	New York, 13-10 (OT)	73,009
1983	Dallas	Dallas, 28-13	62,347
1983	New York	Dallas, 38-20	76,142
1984	New York	New York, 28-7	75,921
1984	Dallas	New York, 19-7	60,235
1985	New York	Dallas, 30-29	74,981
1985	Dallas	Dallas, 28-21	62,310
1986	Dallas	Dallas, 31-28	59,804
1986	New York	New York, 17-14	74,871
1987	New York	Dallas, 16-14	73,426
1987	Dallas	Dallas, 33-24	55,730
1988	Dallas	New York, 12-10	55,325
1988	New York	New York, 29-21	75,826
1989	Dallas	New York, 30-13	51,785
1989	New York	New York, 15-0	72,141
1990	Dallas	New York, 28-7	61,090
1990	New York	New York, 31-17	75,923

1991	Dallas	Dallas, 21-16	64,010
1991	New York	New York, 22-9	76,410
1992	New York	Dallas, 34-28	76,430
1992	Dallas	Dallas, 30-3	62,416
1993	Dallas	Dallas, 31-9	64,735
1993	New York	Dallas, 16-13 (OT)	77,356
1994	Dallas	Dallas, 38-10	64,836
1994	New York	New York, 15-10	66,943
1995	New York	Dallas, 35-0	77,454
1995	Dallas	Dallas, 21-20	64,400
1996	Dallas	Dallas, 27-0	63,069
1996	New York	New York, 20-6	77,081
1997	New York	New York, 20-17	77,137
1997	Dallas	New York, 20-7	63,746
1998	New York	Dallas, 31-7	78,039
1998	Dallas	Dallas, 16-6	64,316
1999	New York	New York, 13-10	78,204
1999	Dallas	Dallas, 26-18	63,767
2000	New York	New York, 19-14	78,189
2000	Dallas	New York, 17-13	61,311
2001	New York	New York, 27-24 (OT)	78,673
2001	Dallas	Dallas, 20-13	61,821
2002	Dallas	New York, 17-21	63,447
2002	New York	New York, 7-37	78,698
2003	New York	Dallas, 35-32 (OT)	78,907
2003	Dallas	Dallas, 19-3	64,118
2004	Dallas	New York, 26-10	64,018
2004	New York	New York, 28-24	78,500

2005 Oct. 16 at Dallas
Dec. 4 at New York

NEW YORK GIANTS

2004 Results (6-10)		2005 Schedule	
17	at Philadelphia	31	9/11 Arizona
20	Washington	14	9/18 at New Orleans
27	Cleveland	10	9/25 at San Diego
14	at Green Bay	7	10/2 St. Louis
26	at Dallas	10	10/9 Open
13	Detroit	28	10/16 at Dallas
34	at Minnesota	13	10/23 Denver
21	Chicago	28	10/30 Washington
14	at Arizona	17	11/6 at San Francisco
10	Atlanta	14	11/13 Minnesota
6	Philadelphia	27	11/20 Philadelphia
7	at Washington	31	11/27 at Seattle
14	at Baltimore	37	12/4 Dallas
30	Pittsburgh (Sat.)	33	12/11 at Philadelphia
22	at Cincinnati	23	12/17 Kansas City (Sat.)
28	Dallas	24	12/24 at Washington (Sat.)
			12/31 at Oakland (Sat.)

New York Jets
(Dallas Leads Series, 6-2)

Year	Site	Winner-Score	Att.
1971	Dallas	Dallas, 52-10	66,689
1975	New York	Dallas, 31-21	37,279
1978	New York	Dallas, 30-7	52,532
1987	New York	Dallas, 38-24	12,370
1990	New York	New York Jets, 24-9	68,086
1993	New York	Dallas, 28-7	73,233
1999	Dallas	New York Jets, 22-21	64,271
2003	New York	Dallas, 17-6	77,863

NEW YORK JETS

2004 Results (10-6)		2005 Schedule	
31	Cincinnati	24	9/11 at Kansas City
34	at San Diego	28	9/18 Miami
17	at Miami	9	9/25 Jacksonville
16	Buffalo	14	10/2 at Baltimore
22	San Francisco	14	10/9 Tampa Bay
7	at New England	13	10/16 at Buffalo
41	Miami (Mon.)	19	10/24 at Atlanta (Mon.)
17	at Buffalo	22	10/30 Open
17	Baltimore (OT)	20	11/6 San Diego
10	at Cleveland	7	11/13 at Carolina
13	at Arizona	3	11/20 at Denver
29	Houston	7	11/27 New Orleans
6	at Pittsburgh	17	12/4 at New England
37	Seattle	14	12/11 Oakland
7	New England	23	12/18 at Miami
29	at St. Louis (OT)	32	12/26 New England (Mon.)
			1/1/06 Buffalo

Oakland Raiders (Oakland Leads Series, 5-3)

Year	Site	Winner-Score	Att.
1974	Oakland	Oakland, 27-23	45,850
1980	Oakland	Dallas, 19-13	53,194
1983	Dallas	Los Angeles, 40-38	64,991
1986	Dallas	Los Angeles, 17-13	61,706
1992	Los Angeles	Dallas, 28-13	91,505
1995	Oakland	Dallas, 34-21	54,092
1998	Dallas	Oakland, 13-12	63,544
2001	Oakland	Oakland, 28-21	61,535

2005 Oct. 2 at Oakland

OAKLAND RAIDERS

2004 Results (5-11)

21	at Pittsburgh	24
13	Buffalo	10
30	Tampa Bay	20
17	at Houston	30
14	at Indianapolis	35
3	Denver	31
31	New Orleans	26
14	at San Diego	42
27	at Carolina	24
17	San Diego	23
25	at Denver	24
27	Kansas City	34
10	at Atlanta	35
40	Tennessee	35
30	at Kansas City (Sat.)	31
6	Jacksonville	13

2005 Schedule

9/8	at New England (Th.)
9/18	Kansas City
9/25	at Philadelphia
10/2	Dallas
10/9	Open
10/16	San Diego
10/23	Buffalo
10/30	at Tennessee
11/6	at Kansas City
11/13	Denver
11/20	at Washington
11/27	Miami
12/4	at San Diego
12/11	at New York Jets
12/18	Cleveland
12/24	at Denver (Sat.)
12/31	N.Y. Giants (Sat.)

Philadelphia Eagles (Dallas Leads Series 51-40)

Year	Site	Winner-Score	Att.
1960	Dallas	Philadelphia, 27-25	18,500
1961	Dallas	Philadelphia, 43-7	25,000
1961	Philadelphia	Philadelphia, 35-13	60,127
1962	Dallas	Dallas, 41-19	18,645
1962	Philadelphia	Philadelphia, 28-14	58,070
1963	Philadelphia	Philadelphia, 24-21	60,671
1963	Dallas	Dallas, 27-20	23,694
1964	Dallas	Philadelphia, 17-14	55,972
1964	Philadelphia	Philadelphia, 24-14	60,671
1965	Dallas	Philadelphia, 35-24	56,249
1965	Philadelphia	Dallas, 21-19	54,714
1966	Dallas	Dallas, 56-7	69,372
1966	Philadelphia	Philadelphia, 24-23	60,658
1967	Philadelphia	Philadelphia, 21-14	60,740
1967	Dallas	Dallas, 38-17	55,834
1968	Philadelphia	Dallas, 45-13	60,858
1968	Dallas	Dallas, 34-14	72,083
1969	Philadelphia	Dallas, 38-7	60,658
1969	Dallas	Dallas, 49-14	71,509
1970	Philadelphia	Dallas, 17-7	59,728
1970	Dallas	Dallas, 21-17	55,736
1971	Philadelphia	Dallas, 42-7	65,358
1971	Dallas	Dallas, 20-7	60,178
1972	Dallas	Dallas, 28-6	55,850
1972	Philadelphia	Dallas, 28-7	65,720
1973	Philadelphia	Philadelphia, 30-16	65,954
1973	Dallas	Dallas, 31-10	61,985
1974	Philadelphia	Philadelphia, 13-10	64,088
1974	Dallas	Dallas, 31-24	43,586
1975	Philadelphia	Dallas, 20-17	64,889
1975	Dallas	Dallas, 27-17	57,893
1976	Dallas	Dallas, 27-7	54,052
1976	Philadelphia	Dallas, 26-7	55,072
1977	Philadelphia	Dallas, 16-10	65,507
1977	Dallas	Dallas, 24-14	60,289
1978	Dallas	Dallas, 14-7	60,525
1978	Philadelphia	Dallas, 31-13	64,667
1979	Dallas	Philadelphia, 31-21	62,417
1979	Philadelphia	Dallas, 24-17	71,434
1980	Philadelphia	Philadelphia, 17-10	70,696
1980	Dallas	Dallas, 35-27	62,548
1980**	Philadelphia	Philadelphia, 20-7	70,696
1981	Philadelphia	Dallas, 17-14	72,111
1981	Dallas	Dallas, 21-10	64,955
1982	Dallas	Philadelphia, 24-20	46,199

1983	Dallas	Dallas, 37-7	63,070
1983	Philadelphia	Dallas, 27-20	71,236
1984	Dallas	Dallas, 23-17	64,521
1984	Philadelphia	Dallas, 26-10	66,322
1985	Philadelphia	Philadelphia, 16-14	70,114
1985	Dallas	Dallas, 35-17	54,047
1986	Philadelphia	Dallas, 17-14	68,572
1986	Dallas	Philadelphia, 23-21	46,117
1987	Dallas	Dallas, 41-22	40,622
1987	Philadelphia	Philadelphia, 37-20	61,630
1988	Philadelphia	Philadelphia, 24-23	66,309
1988	Dallas	Philadelphia, 23-7	46,131
1989	Dallas	Philadelphia, 27-0	54,444
1989	Philadelphia	Philadelphia, 20-10	59,842
1990	Dallas	Philadelphia, 21-20	62,605
1990	Philadelphia	Philadelphia, 17-3	63,895
1991	Dallas	Philadelphia, 24-0	62,656
1991	Philadelphia	Dallas, 25-13	65,854
1992	Philadelphia	Philadelphia, 31-7	66,572
1992	Dallas	Dallas, 20-10	65,012
1992*	Dallas	Dallas, 34-10	63,721
1993	Philadelphia	Dallas, 23-10	61,912
1993	Dallas	Dallas, 23-17	64,521
1994	Dallas	Dallas, 24-13	64,703
1994	Philadelphia	Dallas, 31-19	65,947
1995	Dallas	Dallas, 34-12	64,876
1995	Philadelphia	Philadelphia, 20-17	66,198
1995*	Dallas	Dallas, 30-11	64,371
1996	Philadelphia	Dallas, 23-19	67,201
1996	Dallas	Philadelphia, 31-21	64,952
1997	Dallas	Dallas, 21-20	63,942
1997	Philadelphia	Philadelphia, 13-12	67,106
1998	Philadelphia	Dallas, 34-0	67,002
1998	Dallas	Dallas, 13-9	62,722
1999	Philadelphia	Philadelphia, 13-10	66,669
1999	Dallas	Dallas, 20-10	64,086
2000	Dallas	Philadelphia, 41-14	62,872
2000	Philadelphia	Philadelphia, 16-13 (OT)	65,636
2001	Philadelphia	Philadelphia, 40-18	66,621
2001	Dallas	Philadelphia, 36-3	63,204
2002	Philadelphia	Philadelphia, 13-44	65,537
2002	Dallas	Philadelphia, 3-27	63,209
2003	Dallas	Dallas, 23-21	63,648
2003	Philadelphia	Philadelphia, 36-10	69,773
2004	Dallas	Philadelphia, 49-21	64,190
2004	Philadelphia	Philadelphia, 12-7	67,723

2005 Oct. 9 at Dallas
2005 Nov. 14 at Philadelphia

*NFC Divisional Playoffs

**NFC Championship Game

PHILADELPHIA EAGLES

2004 Results (13-3)

31	New York Giants	17
27	Minnesota (Mon.)	16
30	at Detroit	13
19	at Chicago	9
30	Carolina	8
34	at Cleveland (OT)	31
15	Baltimore	10
3	at Pittsburgh	27
49	at Dallas (Mon.)	21
28	Washington	6
27	at New York Giants	6
47	Green Bay	17
17	at Washington	14
12	Dallas	7
7	at St. Louis (Mon.)	20
10	Cincinnati	38

2005 Schedule

9/12	at Atlanta (Mon.)
9/18	San Francisco
9/25	Oakland
10/2	at Kansas City
10/9	at Dallas
10/16	Open
10/23	San Diego
10/30	at Denver
11/6	at Washington
11/14	Dallas (Mon.)
11/20	at New York Giants
11/27	Green Bay
12/5	Seattle (Mon.)
12/11	New York Giants
12/18	at St. Louis
12/24	at Arizona (Sat.)
1/106	Washington

Pittsburgh Steelers

(Dallas Leads Series, 15-14)

Year	Site	Winner-Score	Att.
1960	Dallas	Pittsburgh, 35-28	30,000
1961	Dallas	Dallas, 27-24	23,500
1961	Pittsburgh	Pittsburgh, 37-7	17,519
1962	Dallas	Pittsburgh, 30-28	19,478
1962	Pittsburgh	Dallas, 42-27	23,106
1963	Pittsburgh	Pittsburgh, 27-21	19,047
1963	Dallas	Pittsburgh, 24-19	24,136
1964	Pittsburgh	Pittsburgh, 23-17	35,594
1964	Dallas	Dallas, 17-14	35,271
1965	Pittsburgh	Pittsburgh, 22-13	37,804
1965	Dallas	Dallas, 24-17	57,293
1966	Dallas	Dallas, 52-21	58,453
1966	Pittsburgh	Dallas, 20-7	42,185
1967	Pittsburgh	Dallas, 24-21	39,641
1968	Dallas	Dallas, 28-7	55,069
1969	Pittsburgh	Dallas, 10-7	24,990
1972	Dallas	Dallas, 17-13	65,682
1975*	Miami	Pittsburgh, 21-17	80,187
1977	Pittsburgh	Pittsburgh, 28-13	49,761
1978**	Miami	Pittsburgh, 35-31	78,656
1979	Pittsburgh	Pittsburgh, 14-3	50,199
1982	Dallas	Pittsburgh, 36-28	63,431
1985	Dallas	Dallas, 27-13	62,932
1988	Pittsburgh	Pittsburgh, 24-21	56,813
1991	Dallas	Dallas, 20-10	62,253
1994	Pittsburgh	Dallas, 26-9	60,156
1995\$	Arizona	Dallas, 27-17	76,347
1997	Pittsburgh	Dallas, 37-7	60,396
2004	Dallas	Pittsburgh, 24-20	64,162

*Super Bowl X, Jan. 18, 1976

**Super Bowl XIII, Jan. 21, 1979

\$Super Bowl XXX, Jan. 28, 1996

PITTSBURGH STEELERS

2004 Results (15-1)		2005 Schedule	
24	Oakland	21	9/11 Tennessee
13	at Baltimore	30	9/18 at Houston
13	at Miami	3	9/25 New England
28	Cincinnati	17	10/2 Open
34	Cleveland	23	10/10 at San Diego (Mon.)
24	at Dallas	20	10/16 Jacksonville
34	New England	20	10/23 at Cincinnati
27	Philadelphia	3	10/31 Baltimore (Mon.)
24	at Cleveland	10	11/6 at Green Bay
19	at Cincinnati	14	11/13 Cleveland
16	Washington	7	11/20 at Baltimore
17	at Jacksonville	16	11/28 at Indianapolis (Mon.)
33	at N.Y. Giants (Sat.)	6	12/4 Cincinnati
20	Baltimore	7	12/11 Chicago
29	at Buffalo	7	12/18 at Minnesota
		14	12/24 at Cleveland (Sat.)
		1/1/06	Detroit

St. Louis Rams

(Series Tied, 13-13)

Year	Site	Winner-Score	Att.
1960	Dallas	Dallas, 38-13	16,000
1962	Los Angeles	Dallas, 27-17	26,907
1967	Dallas	Los Angeles, 35-13	75,229
1969	Los Angeles	Los Angeles, 24-23	79,105
1971	Dallas	Dallas, 28-21	66,595
1973	Los Angeles	Los Angeles, 37-31	81,428
1973*	Dallas	Dallas, 27-16	64,291
1975	Dallas	Dallas, 18-7	49,091
1975**	Los Angeles	Dallas, 37-7	84,483
1976*	Dallas	Los Angeles, 14-12	62,436
1978	Los Angeles	Los Angeles, 27-14	65,749
1978**	Los Angeles	Dallas, 28-0	67,470
1979	Dallas	Dallas, 30-6	64,462
1979*	Dallas	Los Angeles, 21-19	64,792
1980	Los Angeles	Los Angeles, 38-14	62,548
1980\$	Dallas	Dallas, 34-13	64,533
1981	Dallas	Dallas, 29-17	64,649
1983\$	Dallas	Los Angeles, 24-17	43,521
1984	Los Angeles	Dallas, 20-13	65,403
1985*	Los Angeles	Los Angeles, 20-0	66,351

1986	Los Angeles	Los Angeles, 29-10	64,949
1987	Los Angeles	Dallas, 29-21	60,700
1989	Dallas	Los Angeles, 35-31	46,100
1990	Los Angeles	Dallas, 24-21	58,589
1992	Dallas	Los Angeles, 27-23	63,690
2002	St. Louis	Dallas, 13-10	66,165

2006 Jan. 1 at Dallas

SNFC Wild Card Game

*NFC Division Playoff Game

**NFC Championship Game

ST. LOUIS RAMS

2004 Results (8-8)		2005 Schedule	
17	Arizona	10	9/11 at San Francisco
17	at Atlanta	34	9/18 at Arizona
25	New Orleans	28	9/25 Tennessee
24	at San Francisco	14	10/2 at New York Giants
33	at Seattle (OT)	27	10/9 Seattle
28	Tampa Bay (Mon.)	21	10/17 at Indianapolis (Mon.)
14	at Miami	31	10/23 New Orleans
22	New England	40	10/30 Jacksonville
23	Seattle	12	11/6 Open
17	at Buffalo	37	11/13 at Seattle
17	at Green Bay (Mon.)	45	11/20 Arizona
16	San Francisco	6	11/27 at Houston
7	at Carolina	20	12/4 Washington
7	at Arizona	31	12/11 at Minnesota
20	Philadelphia (M.)	7	12/18 Philadelphia
32	New York Jets (OT)	29	12/24 San Francisco (Sat.)
			1/1/06 at Dallas

San Diego Chargers

(Dallas Leads Series, 5-2)

Year	Site	Winner-Score	Att.
1972	San Diego	Dallas, 34-28	54,476
1980	Dallas	Dallas, 42-31	60,639
1983	San Diego	San Diego, 24-23	46,192
1986	San Diego	Dallas, 24-21	55,622
1990	Dallas	Dallas, 17-14	48,063
1995	San Diego	Dallas, 23-9	62,664
2001	Dallas	San Diego, 32-21	63,433

2005 Sept. 11 at San Diego

SAN DIEGO CHARGERS

2004 Results (12-4)		2005 Schedule	
27	at Houston	20	9/11 Dallas
28	New York Jets	34	9/18 at Denver
13	at Denver	23	9/25 New York Giants
38	Tennessee	17	10/2 at New England
34	Jacksonville	21	10/10 Pittsburgh (Mon.)
20	at Atlanta	21	10/16 at Oakland
17	at Carolina	6	10/23 at Philadelphia
42	Oakland	14	10/30 Kansas City
43	New Orleans	17	11/6 at New York Jets
23	at Oakland	17	11/13 Open
34	at Kansas City	31	11/20 Buffalo
20	Denver	17	11/27 at Washington
31	Tampa Bay	24	12/4 Oakland
21	at Cleveland	0	12/11 Miami
31	at Indianapolis (OT)	34	12/18 at Indianapolis
24	Kansas City	17	12/24 at Kansas City (Sat.)
			12/31 Denver (Sat.)

San Francisco 49ers

(San Francisco Leads Series 16-13-1)

Year	Site	Winner-Score	Att.
1960	Dallas	San Francisco, 26-14	10,000
1963	San Fran.	San Francisco, 31-24	29,563
1965	Dallas	Dallas, 39-31	33,677
1967	San Fran.	San Francisco, 24-16	27,182
1969	Dallas	Tie, 24-24	62,348
1970**	San Fran.	Dallas, 17-10	59,625
1971**	Dallas	Dallas, 14-3	66,311
1972	Dallas	San Francisco, 31-10	65,124
1972*	San Fran.	Dallas, 30-28	61,214
1974	Dallas	Dallas, 20-14	50,018
1977	San Fran.	Dallas, 42-35	55,848

continued

1979	San Fran.	Dallas, 21-13	56,728
1980	Dallas	Dallas, 59-14	63,399
1981	San Fran.	San Francisco, 45-14	57,574
1981*	San Fran.	San Francisco, 28-27	60,525
1983	San Fran.	San Francisco, 42-17	59,957
1985	San Fran.	San Francisco, 31-16	60,114
1989	Dallas	San Francisco, 31-14	61,077
1990	Dallas	San Francisco, 24-6	62,966
1992**	San Fran.	Dallas, 30-20	64,920
1993	Dallas	Dallas, 26-17	65,099
1993**	Dallas	Dallas, 38-21	64,902
1994	San Fran.	San Francisco, 21-14	69,014
1994**	San Fran.	San Francisco, 38-28	69,125
1995	Dallas	San Francisco, 38-20	65,180
1996	San Fran.	Dallas, 20-17 (OT)	68,919
1997	San Fran.	San Francisco, 17-10	68,657
2000	Dallas	San Francisco, 41-24	64,127
2001	Dallas	Dallas, 27-21	64,366
2002	Dallas	San Francisco, 27-31	64,097

2005 Sept. 25 at San Francisco

*NFC Divisional Playoff Game

**NFC Championship Game

SAN FRANCISCO 49ERS

2004 Results (2-14)		2005 Schedule	
19	at Atlanta	21	9/11 at St. Louis
27	at New Orleans	30	9/18 at Philadelphia
0	at Seattle	34	9/25 Dallas
31	St. Louis	24	10/2 at Arizona (Mexico)
14	Arizona (OT)	28	10/9 Indianapolis
31	at New York Jets	22	Open Date
13	at Chicago	23	10/23 at Washington
27	Seattle	42	10/30 Tampa Bay
3	Carolina	37	11/6 New York Giants
3	at Tampa Bay	35	11/13 at Chicago
17	Miami	24	11/20 Seattle
6	at St. Louis	16	11/27 at Tennessee
31	at Arizona (OT)	28	12/4 Arizona
16	Washington (Sat.)	26	12/11 at Seattle
7	Buffalo	41	12/18 at Jacksonville
7	at New England	21	12/24 at St. Louis (Sat.)
			1/1/06 Houston

Seattle Seahawks

(Dallas Leads Series, 6-3)

Year	Site	Winner-Score	Att.
1976	Seattle	Dallas, 28-13	62,027
1980	Dallas	Dallas, 51-7	57,540
1983	Seattle	Dallas, 35-10	63,352
1986	Dallas	Seattle, 31-14	58,023
1992	Dallas	Seattle, 27-0	62,311
1998	Dallas	Dallas, 30-22	64,142
2001	Seattle	Seattle, 29-3	63,366
2002	Dallas	Seattle, 14-17	63,854
2004	Seattle	Dallas, 43-39	68,093

2005 Oct. 23 at Seattle

SEATTLE SEAHAWKS

2004 Results (9-7)		2005 Schedule	
21	at New Orleans	6	9/11 at Jacksonville
10	at Tampa Bay	7	9/18 Atlanta
34	San Francisco	0	9/25 Arizona
27	St. Louis (OT)	33	10/2 at Washington
20	at New England	30	10/9 at St. Louis
17	at Arizona	25	10/16 Houston
23	Carolina	17	10/23 Dallas
42	at San Francisco	27	10/30 Open
12	at St. Louis	23	11/6 at Arizona
24	Miami	17	11/13 St. Louis
9	Buffalo	38	11/20 at San Francisco
39	Dallas (Mon.)	43	11/27 New York Giants
27	at Minnesota	23	12/5 at Philadelphia (Mon.)
14	at New York Jets	37	12/11 San Francisco
24	Arizona	21	12/18 at Tennessee
28	Atlanta	26	12/24 Indianapolis (Sat.)
			1/1/06 at Green Bay

Tampa Bay Buccaneers

(Dallas Leads Series, 8-3)

Year	Site	Winner-Score	Att.
1977	Dallas	Dallas, 23-7	55,316
1980	Dallas	Dallas, 28-17	62,750
1981*	Dallas	Dallas, 38-0	64,848
1982	Dallas	Dallas, 14-9	49,578
1982**	Dallas	Dallas, 30-17	65,042
1983	Dallas	Dallas, 27-24 (OT)	63,308
1990	Dallas	Dallas, 14-10	60,076
1990	Tampa	Dallas, 17-13	68,315
2000	Tampa	Tampa Bay, 27-7	65,621
2001	Dallas	Tampa Bay, 10-6	61,521
2003	Tampa	Tampa Bay, 16-0	65,602

*NFC Divisional Playoff

**Super Bowl Tournament

TAMPA BAY BUCCANEERS

2004 Results (5-11)		2005 Schedule	
10	at Washington	16	9/11 at Minnesota
6	Seattle	10	9/18 Buffalo
20	at Oakland	30	9/25 at Green Bay
13	Denver	16	10/2 Detroit
20	at New Orleans	17	10/9 at New York Jets
21	at St. Louis (Mon.)	28	10/16 Miami
19	Chicago	7	Open Date
34	Kansas City	31	10/30 at San Francisco
14	at Atlanta	24	11/6 Carolina
35	San Francisco	3	11/13 Washington
14	at Carolina	21	11/20 at Atlanta
27	Atlanta	0	11/27 Chicago
24	at San Diego	31	12/4 at New Orleans
17	New Orleans	21	12/11 at Carolina
20	Carolina	37	12/17 at New England (Sa.)
7	at Arizona	12	12/24 Atlanta (Sat.)
			1/1/06 New Orleans

Tennessee Titans

(Dallas Leads Series, 6-5)

Year	Site	Winner-Score	Att.
1970	Dallas	Dallas, 52-10	50,504
1974	Houston	Dallas, 10-0	49,775
1979	Dallas	Houston, 30-24	63,897
1982	Houston	Dallas, 37-7	51,808
1985	Houston	Dallas, 17-10	49,686
1988	Dallas	Houston, 25-17	50,845
1991	Houston	Houston, 26-23 (OT)	63,001
1994	Dallas	Dallas, 20-17	64,402
1997	Dallas	Tennessee, 27-14	63,421
2000	Tennessee	Tennessee, 31-0	68,498
2002	Dallas	Dallas, 21-13	62,527

TENNESSEE TITANS

2004 Results (5-11)		2005 Schedule	
17	at Miami	7	9/11 at Pittsburgh
17	Indianapolis	31	9/18 Baltimore
12	Jacksonville	15	9/25 at St. Louis
17	at San Diego	38	10/2 Indianapolis
48	at Green Bay (Mon.)	27	10/9 at Houston
10	Houston	20	10/16 Cincinnati
3	at Minnesota	20	10/23 at Arizona
27	Cincinnati	20	10/30 Oakland
17	Chicago (OT)	19	11/6 at Cleveland
18	at Jacksonville	15	11/13 Open
21	at Houston	31	11/20 Jacksonville
24	at Indianapolis	51	11/27 San Francisco
38	Kansas City (Mon.)	49	12/4 at Indianapolis
35	at Oakland	40	12/11 Houston
16	Denver (Sat.)	37	12/18 Seattle
24	Detroit	19	12/24 at Miami (Sat.)
			1/1/06 at Jacksonville

Washington Redskins

(Dallas Leads Series 54-34-2)

Year	Site	Winner-Score	Att.
1960	Washington	Washington, 26-14	21,142
1961	Dallas	Tie, 28-28	17,500
1961	Washington	Washington, 34-24	21,451
1962	Dallas	Tie, 35-35	15,730
1962	Washington	Dallas, 38-10	49,888
1963	Washington	Washington, 21-17	40,101
1963	Dallas	Dallas, 35-20	18,838
1964	Dallas	Dallas, 24-18	25,158
1964	Washington	Washington, 28-16	49,219
1965	Dallas	Dallas, 27-7	61,577
1965	Washington	Washington, 34-31	50,205
1966	Washington	Dallas, 31-30	50,927
1966	Dallas	Washington, 34-31	64,198
1967	Washington	Dallas, 17-14	50,566
1967	Dallas	Washington, 27-20	75,538
1968	Dallas	Dallas, 29-20	66,076
1968	Washington	Dallas, 44-24	50,816
1969	Washington	Dallas, 41-28	50,474
1969	Dallas	Dallas, 20-10	56,924
1970	Washington	Dallas, 45-21	50,415
1970	Dallas	Dallas, 34-0	57,936
1971	Dallas	Washington, 20-16	72,000
1971	Washington	Dallas, 13-0	53,041
1972	Washington	Washington, 24-20	53,039
1972	Dallas	Dallas, 34-24	65,136
1972*	Washington	Washington, 26-3	53,129
1973	Washington	Washington, 14-7	54,314
1973	Dallas	Dallas, 27-7	64,458
1974	Washington	Washington, 28-21	54,395
1974	Dallas	Dallas, 24-23	63,243
1975	Washington	Washington, 30-24 (OT)	55,004
1975	Dallas	Dallas, 31-10	61,091
1976	Washington	Dallas, 20-7	55,004
1976	Dallas	Washington, 27-14	59,916
1977	Dallas	Dallas, 34-16	62,115
1977	Washington	Dallas, 14-7	55,031
1978	Washington	Washington, 9-5	55,031
1978	Dallas	Dallas, 37-10	64,905
1979	Washington	Washington, 34-20	55,031
1979	Dallas	Dallas, 35-34	62,867
1980	Washington	Dallas, 17-3	55,045
1980	Dallas	Dallas, 14-10	58,809
1981	Washington	Dallas, 26-10	55,045
1981	Dallas	Dallas, 24-10	64,583
1982	Washington	Dallas, 24-10	54,633
1982*	Washington	Washington, 31-17	55,045
1983	Washington	Dallas, 31-30	55,045
1983	Dallas	Washington, 31-10	65,074
1984	Washington	Washington, 34-14	55,431
1984	Dallas	Washington, 30-28	64,286
1985	Dallas	Dallas, 44-14	62,292
1985	Washington	Dallas, 13-7	55,750
1986	Dallas	Dallas, 30-6	63,264
1986	Washington	Washington, 41-14	55,642
1987	Dallas	Washington, 13-7	60,415

1987	Washington	Washington, 24-20	54,882
1988	Dallas	Washington, 35-17	63,235
1988	Washington	Dallas, 24-17	51,526
1989	Dallas	Washington, 30-7	63,200
1989	Washington	Dallas, 13-3	53,187
1990	Washington	Washington, 19-15	53,804
1990	Dallas	Dallas, 27-17	60,355
1991	Dallas	Washington, 33-31	63,025
1991	Washington	Dallas, 24-21	55,561
1992	Dallas	Dallas, 23-10	63,538
1992	Washington	Washington, 20-17	56,437
1993	Washington	Washington, 35-16	53,345
1993	Dallas	Dallas, 38-3	64,497
1994	Washington	Dallas, 34-7	55,394
1994	Dallas	Dallas, 31-7	64,644
1995	Washington	Washington, 27-23	55,489
1995	Dallas	Washington, 24-17	64,866
1996	Dallas	Dallas, 21-10	64,955
1996	Washington	Washington, 37-10	56,454
1997	Washington	Washington, 16-21	76,159
1997	Dallas	Dallas, 17-14	64,559
1998	Washington	Dallas, 31-10	72,284
1998	Dallas	Dallas, 23-7	63,565
1999	Washington	Dallas, 41-35 (OT)	79,327
1999	Dallas	Dallas, 38-20	64,377
2000	Washington	Dallas, 27-21	84,431
2000	Dallas	Dallas, 32-13	63,467
2001	Dallas	Dallas, 9-7	63,941
2001	Washington	Dallas, 20-14	85,112
2002	Dallas	Dallas, 27-20	63,606
2002	Washington	Washington, 14-20	84,142
2003	Dallas	Dallas, 21-14	64,002
2003	Washington	Dallas, 27-0	70,284
2004	Washington	Dallas, 21-18	90,367
2004	Dallas	Dallas, 13-10	63,705

2005 Sept. 19 at Dallas
 2005 Dec. 18 at Washington
 *NFC Championship Game

WASHINGTON REDSKINS

2004 Results (6-10)		2005 Schedule	
16	Tampa Bay	10	9/11 Chicago
18	at New York Giants	20	9/19 at Dallas (Mon.)
14	Dallas (Mon.)	21	9/25 Open
13	at Cleveland	17	10/2 Seattle
10	Baltimore	17	10/9 at Denver
13	at Chicago	10	10/16 at Kansas City
14	Green Bay	28	10/23 San Francisco
17	at Detroit	10	10/30 at New York Giants
10	Cincinnati	17	11/6 Philadelphia
6	at Philadelphia	28	11/13 at Tampa Bay
7	at Pittsburgh	16	11/20 Oakland
31	New York Giants	7	11/27 San Diego
14	Philadelphia	17	12/4 at St. Louis
26	at San Francisco (Sa.)	16	12/11 at Arizona
10	at Dallas	13	12/18 Dallas
21	Minnesota	18	12/24 N.Y. Giants (Sat.)
			1/1/06 at Philadelphia

All-Time Preseason Record

(106-114-1)

Arizona	0-2	Miami	3-1
Atlanta	1-2	Minnesota	3-4
Baltimore	0-0	New England	1-4
Buffalo	1-2	New Orleans	3-3
Carolina	1-0	New York Giants	1-1
Chicago	3-5	New York Jets	2-1
Cincinnati	0-0	Oakland	9-16
Cleveland	1-1	Philadelphia	0-0
College All-Stars	1-0	Pittsburgh	7-7
Denver	5-6	St. Louis	10-13
Detroit	3-1-1	San Diego	6-4
Green Bay	6-9	San Francisco	8-4
Houston	1-1	Seattle	0-3
Indianapolis	3-5	Tampa Bay	0-0
Jacksonville	2-2	Tennessee	20-13
Kansas City	5-4	Washington	0-0

Ring of Honor

The Cowboys honor those who made outstanding contributions to the club by inducting them into the Ring of Honor at Texas Stadium. Their names and the years of service are prominently displayed in silver on the wall above the Cowboys' bench at Texas Stadium. Members of the Cowboys Ring of Honor:




★ TONY DORSETT ★

Running back, 1977-87. Tony Dorsett finished his career as the second leading rusher in NFL history and played in five NFC Championship Games, two Super Bowls and four Pro Bowls. After guiding the University of Pittsburgh to the 1976 national title and claiming the Heisman Trophy, Dorsett captured rookie of the year honors in 1977. He also holds the NFL record with a 99-yard touchdown run. Inducted into the Ring of Honor in 1994, Dorsett was also elected to the Pro Football Hall of Fame in 1994. Dorsett was inducted into the Ring of Honor at halftime of the Cowboys against Arizona on Oct. 9, 1994.



★ CLIFF HARRIS ★

Cliff Harris, safety, 1970-79. Nicknamed "Captain Crash," Cliff Harris went undrafted in 1971 out of tiny Quachita Baptist in Arkansas, but he eventually found the starting lineup as a rookie and went on to start nine consecutive years. He was named to six Pro Bowls and four All-NFL teams, and he was a member of two Super Bowl winning teams. Harris was at his best in the postseason, finishing his career with six interceptions in 21 playoff games. Harris was a member of the 1970s NFL all-decade team. Harris was inducted into the Ring of Honor in 2004.





★ BOB HAYES ★

Wide receiver, 1965-74. Bob Hayes led the Cowboys in receptions three times and accumulated 365 receptions for 7,295 receiving yards during his 10-year career. His 71 career touchdown receptions remains the Cowboys club record. Hayes also registered remarkable career numbers for average yards-per-catch (20.0) and average yards-per-punt return (11.1). He was a three-time Pro Bowl selection and four-time All-Pro. One of the greatest sprinters in the history of track and field, Hayes joined the Cowboys with the title of "World's Fastest Human" after winning the Olympic gold medal in the 100 meters in Tokyo in 1964. Hayes was inducted into the Ring of Honor at halftime of the Cowboys against San Diego on Sept 23, 2001.



★ CHUCK HOWLEY ★

Linebacker, 1961-73. When Chuck Howley retired in 1973, Tom Landry said "I don't know that I've seen anybody better at linebacker than Howley." A six-time All-Pro, Howley was the most valuable player in Super Bowl V. The Cowboys traded for Howley, who was drafted by Chicago in 1958. He was an All-America center at West Virginia. A six-time Pro Bowl selection, Howley was inducted into the Ring of Honor at halftime of the Cowboys against Detroit, Oct. 30, 1977.




★ LEE ROY JORDAN ★

Linebacker, 1963-76. The inspirational leader of the Cowboys first championship teams was Lee Roy Jordan. The Cowboys first-round draft choice in 1963 following an All-America career at Alabama, Jordan anchored the "Doomsday Defense" from his middle linebacker position for 14 years. He was named to the Pro Bowl five times and All-Pro twice. Jordan was inducted into the Ring of Honor at halftime of the Cowboys against Arizona on Oct. 29, 1989.

★ TOM LANDRY ★

Head Coach, 1960-88. The first head coach of the Cowboys, Tom Landry led Dallas to two Super Bowl wins and five NFC titles in his 29 years at the Cowboys helm. He compiled a career record of 270-178-6, the third most wins in NFL history, and was elected to the Pro Football Hall of Fame in 1990. Landry was inducted into the Ring of Honor at halftime of the Cowboys against N.Y. Giants on Nov. 7, 1993.




★ BOB LILLY ★

Defensive tackle, 1961-74. Nicknamed "Mr. Cowboy," Bob Lilly was the franchise's first draft choice in 1961, the first name in the Ring of Honor in 1975 and its first inductee into the Pro Football Hall of Fame in 1980. A seven-time All-Pro, Lilly was named to a club-record 11 Pro Bowls. He was a two-time All-SWC pick and an All-America at Texas Christian University before being drafted by Dallas. Lilly was inducted into the Ring of Honor at halftime of the Cowboys against Philadelphia on Nov. 23, 1975.

★ DON MEREDITH ★

Quarterback, 1960-68. Don Meredith led the Cowboys to their first winning season and their first NFL Championship Game in 1966. Signed by Clint Murchison, Jr. before Dallas was granted its NFL franchise, "Dandy Don" played in two Pro Bowls and was named NFL Player of the Year in 1966. A two-time All-America at SMU, Meredith was inducted into the Ring of Honor at halftime of the Cowboys against N.Y. Giants on Nov. 7, 1976.




★ DON PERKINS ★

Running back, 1961-68. Don Perkins was the first Cowboys player to rush for more than 6,000 yards. A six-time Pro Bowl selection, Perkins finished among the top 10 NFL rushers in each of his eight seasons. He was named NFL Rookie of the Year in 1961 and All-Pro in 1962. Perkins was signed before Dallas was granted its NFL franchise. A three-time All-Skyline pick at New Mexico, Perkins was inducted into the Ring of Honor at halftime of the Cowboys against N.Y. Giants on Nov. 7, 1976.



★ MEL RENFRO ★

Defensive back, 1964-77. Mel Renfro was named to the Pro Bowl his first 10 seasons in the NFL. He is the club's all-time interceptor with 52 and kickoff returner with a 26.4-yard career average. Renfro was drafted in the second round in 1964 after a career as an All-America halfback and world class sprinter at Oregon. A five-time All-Pro, Renfro was inducted into the Ring of Honor at halftime of the Cowboys against Miami, Oct. 25, 1981. In 1996 Renfro was elected to the Pro Football Hall of Fame.




★ TEX SCHRAMM ★

Texas Earnest Schramm Jr., served 29 seasons as president and general manager of the Cowboys, turning a 1960 expansion team into one of the most successful franchises in NFL history. Under Schramm, the team reached five Super Bowls, winning two, made 18 playoff appearances and compiled an NFL-record 20 consecutive winning seasons. Schramm was instrumental in creating the Dallas Cowboys Cheerleaders, developing the Cowboys Ring of Honor and bringing an annual



Cowboys Thanksgiving Day game to the nation. Schramm, as chairman of the NFL Competition Committee from 1966 to 1988, was a driving force behind the development of instant replay, giving the head referee a microphone for penalty announcements and developing the wild-card playoff system. One of Schramm's most significant accomplishments was coordinating the merger of the NFL and the American Football League in 1966. He was inducted into the Pro Football Hall of Fame in 1991. Schramm was inducted into the Ring of Honor at halftime of the Cowboys game against Philadelphia on Oct. 12, 2003.




★ ROGER STAUBACH ★

Quarterback, 1969-79. Roger Staubach led the Cowboys to six NFC Championship Games, four Super Bowls and two Super Bowl titles. A great clutch performer, Staubach led Dallas to comeback victories 23 times, 14 in the last two minutes or over-time. A five-time Pro Bowler, he was drafted by Dallas in 1964 after winning the Heisman Trophy and Maxwell Award at the Naval Academy. Staubach was inducted into the Ring of Honor at halftime of the Cowboys against Tampa Bay, Oct. 9, 1983. Roger was elected to the Pro Football Hall of Fame in 1985.

★ RANDY WHITE ★

Defensive tackle, 1975-88. A nine-time Pro Bowler during his 14 years with Dallas, Randy White established a club-record with eight straight All-Pro selections. White was co-MVP (with teammate Harvey Martin) in the Cowboys Super Bowl XII victory over Denver. A consensus All-America defensive end for Maryland in 1974, White won both the Outland Trophy and the Vince Lombardi Awards. White was inducted into the Ring of Honor at halftime of the Cowboys against Arizona on Oct. 9, 1994. Randy was also elected to the Pro Football Hall of Fame in 1994.



★ RAYFIELD WRIGHT ★

Rayfield Wright, tackle, 1967-79. Rayfield Wright is the only offensive lineman in the Ring of Honor. A seventh-round draft choice, Wright made the conversion from tight end to tackle and became the Cowboys most decorated offensive lineman of the 1970s. During his 13-year career, the "Big Cat" was selected to the Pro Bowl six times, named All-Pro on four occasions and was on two Super Bowl-winning teams in the 1970s. He was the leader of Dallas offensive line units that produced the club's first five 1,000-yard individual rushing seasons. Wright was inducted into the Ring of Honor in 2004.



On stage at the Ring of Honor induction ceremony for Cliff Harris and Rayfield Wright on Oct. 10, 2004, were (left to right): Bob Lilly, Chuck Howley, Roger Staubach, Randy White, Harris, Wright, Jerry Jones, Don Perkins, and Mel Renfro.

Cowboys in the Hall of Fame

Seven members of the Pro Football Hall of Fame in Canton, Ohio, have been elected based on their accomplishments with the Cowboys – Bob Lilly in 1980, Roger Staubach in 1985, Tom Landry in 1990, Tex Schramm in 1991, Tony Dorsett and Randy White in 1994 and Mel Renfro in 1996. In addition, six other players with ties to the Cowboys have also been enshrined in Canton: Herb Adderly, Lance Alworth, Mike Ditka, Forrest Gregg, Tommy McDonald, and Jackie Smith.



33 ★ TONY DORSETT ★ Running Back, 1977-87 INDUCTED – 1994

Tony Dorsett arrived in Dallas in 1977 via a draft-day deal the Cowboys swung with the Seattle Seahawks for the sole intention of selecting the Heisman Trophy winner from the University of Pittsburgh. Then Cowboys president and General Manager Tex Schramm paid what seemed like a bundle for the right to draft Dorsett: One first-round, and three second-round choices. As his 11-career turned out in Dallas, a steal of a deal for an eventual Pro Football Hall of Fame player.

The Dorsett deal paid dividends in his very first year with the Cowboys, the four-time All-American picking up where he left off in college, rushing for 1,007 yards to earn NFL Offensive Rookie of the Year honors and set the rushing bar for rookie running backs in Dallas.

"A lot of the people said I wouldn't last in this league," Dorsett said in 1987. "I was the skinny little kid from Aliquippa, Pa., who wasn't supposed to make it."

Dorsett did make it, in fact he became one of the greatest running backs in NFL history. On Sept. 26, 1988 while playing his final NFL season with the Denver Broncos, Dorsett moved into second place on the NFL all-time rushing list with 12,306 rushing yards, and eventually finished his career with 12,739 yards. At the time, Dorsett trailed only Walter Payton when he retired after suffering a knee injury the following summer, but now ranks fifth behind Payton, Emmitt Smith, Barry Sanders and Eric Dickerson.

By the time Dorsett completed his 12-year career, he had collected a victory in Super Bowl XII, four Pro Bowl selections, one All-Pro honor and three All-NFC selections.

One of the most notable moments of Dorsett's career came on Jan. 2, 1983, before a Monday Night Football television audience playing against the Minnesota Vikings. Dorsett received a handoff from quarterback Danny White and proceeded to run 99-yards for a touchdown, thus recording an unbreakable NFL record. Dorsett's greatest season came in 1981 when he rushed for 1,646 yards, a franchise record at the time, a total that now ranks third to only Emmitt Smith's two, 1,700-yard seasons.

"When he came to us, we hadn't had a strong running attack for about three years," Hall of Fame quarterback Roger Staubach once said. "Tony Dorsett is one of the greatest backs in NFL history."

Dorsett was the Heisman Trophy winner in 1976 and was the first Pitt football player to have his jersey retired. Dorsett left Pitt as a four-time All-American and four-time 1,000-yard rusher. His final collegiate highlight was a 27-3 victory over Georgia in the Sugar Bowl to claim the national title.

In 1994 Dorsett became the ninth Cowboys player inducted into the Ring of Honor, and that same year he was inducted into the Pro Football Hall of Fame.

He was born April 7, 1954, in Rochester, Pa.

Dorsett's Accomplishments:

- ★ 4-Time Pro Bowl
- ★ 1-Time All-Pro
- ★ NFL Offensive Rookie of the Year
- ★ 3 All-NFC selections
- ★ Super Bowl XII Title
- ★ NFL Record 99-yard TD Run (Jan. 3, 1983 at Minnesota)
- ★ 5th All-Time NFL Career Rushing (12,739)
- ★ 1976 Heisman Trophy (University of Pittsburgh)

DORSETT'S COWBOYS TOTALS

Year Team	GP	Att	RUSHING			TD	RECEIVING			
			Yds	Avg			Rec	Yds	Avg	TD
1977 (Dallas)	14	208	1,007	4.8		12	29	273	9.4	1
1978 (Dallas)	16	290	1,325	4.6		7	37	378	10.2	2
1979 (Dallas)	14	250	1,107	4.4		6	45	375	8.3	1
1980 (Dallas)	15	278	1,185	4.3		11	34	263	7.7	0
1981 (Dallas)	16	342	1,646	4.8		4	32	325	10.2	2
1982 (Dallas)	9	177	745	4.2		5	24	179	7.5	0
1983 (Dallas)	16	289	1,321	4.6		8	40	287	7.2	1
1984 (Dallas)	16	302	1,189	3.9		6	51	459	9.0	1
1985 (Dallas)	16	305	1,307	4.3		7	46	449	9.8	3
1986 (Dallas)	13	184	748	4.1		5	25	267	10.7	1
1987 (Dallas)	12	130	456	3.5		1	19	177	9.3	1
1988 (Denver)	16	181	703	3.9		5	16	122	7.6	0
Totals		173	2,936	12,739		43	77	398	3,554	8.9
13										



★ TOM LANDRY ★ Head Coach, 1960-88 INDUCTED – 1990

Tom Landry paced the sidelines as the "only head coach" in Dallas Cowboys history for 29 years in his trademark fedora. By the time Landry's coaching career ended following the 1988 season, he had compiled a 270-178-6 record, the third most wins in NFL history.

That distinguished career was good enough for Landry to gain entry into the Pro Football Hall of Fame in 1990 and the Cowboys Ring of Honor in 1993, thanks to leading the Cowboys to two Super Bowl titles, five Super Bowl appearances, five NFC Championships, 13 division titles and an incredible 20 consecutive winning seasons.

"This team has always played for me," Landry said. "That was the key to why I continued coaching. If they wouldn't play for me, I would have been out a long time ago. They always played hard and tried hard."

Landry's head coaching career did not start out very smoothly, coming over from the N.Y. Giants staff to take over the expansion Cowboys in 1960. That first year ended with an 0-11-1 in 1960, the tie coming against Landry's former team the Giants, preventing the Cowboys from going winless. The Cowboys went on to suffer through losing seasons in the first five years, before going 7-7 in 1965.

But from that point on, Landry turned the franchise into "America's Team," the Cowboys reeling off 20 consecutive winning seasons from 1966-85, one of the longest winning streaks in all of professional sports.

As a player-coach with the Giants before coming to the Cowboys, Landry helped to develop what would eventually become a base defense in the NFL, the 4-3. It was innovations like this that caught the attention of Cowboys owner Clint Murchison Jr. and president Tex Schramm when it came time to select the franchise's first head coach.

As head coach of the Cowboys, Landry introduced more innovations to the game, including offensive motion. Very seldom did the Cowboys run a play from the formation they initially lined up in after breaking the huddle. Landry brought back the shotgun formation, popularized situational substitutions and concocted the "Flex" defense.

Walking the sidelines characteristically stoic, Landry was always thinking a couple of plays ahead and what the long-term effects of each play he called might be. He coached football as if it were a chess match, positioning his team in the best way to win in the end. And in the end, no one coached with more success for a longer period of time than Landry. That success was the impetus for Landry's induction into Pro Football Hall of Fame less than two years after he coached his last game.

The legendary coach, born Sept. 11, 1924, in Mission, Texas, died Feb. 12, 2000 of leukemia.

LANDRY'S ACCOMPLISHMENTS

- ★ 20 Consecutive Winning Seasons (1966-85)
- ★ Super Bowl VI and XII titles
- ★ 2 NFL Championship game appearances
- ★ 5 NFC Titles
- ★ 13 Divisional Titles
- ★ 1966 NFL Coach of the Year
- ★ 1975 NFC Coach of the Year

LANDRY'S CAREER STATISTICS

Year	W	L	T	Pct	Place	Playoff
1960	0	11	1	.000	7 NFL-E	-
1961	4	9	1	.308	6 NFL-E	-
1962	5	8	1	.385	5 NFL-E	-
1963	4	10	0	.286	5 NFL-E	-
1964	5	8	1	.385	5 NFL-E	-
1965	7	7	0	.500	2 NFL-E	-
1966	10	3	1	.769	1 NFL-E	**0-1
1967	9	5	0	.643	1 NFL-Cap	**1-1
1968	12	2	0	.857	1 NFL-Cap	0-1
1969	11	2	1	.846	1 NFL-Cap	0-1
1970	10	4	0	.714	1 NFC-E	*2-1
1971	11	3	0	.786	1 NFC-E	*3-0
1972	10	4	0	.714	2 NFC-E	1-1
1973	10	4	0	.714	1 NFC-E	1-1
1974	8	6	0	.571	3 NFC-E	-
1975	10	4	0	.714	2 NFC-E	*2-1
1976	11	3	0	.786	1 NFC-E	0-1
1977	12	2	0	.857	1 NFC-E	*3-0
1978	12	4	0	.750	1 NFC-E	*2-1
1979	11	5	0	.688	1 NFC-E	0-1
1980	12	4	0	.750	2 NFC-E	2-1
1981	12	4	0	.750	1 NFC-E	1-1
1982	6	3	0	.667	2 NFC***	2-1
1983	12	4	0	.750	2 NFC-E	0-1
1984	9	7	0	.563	4 NFC-E	-
1985	10	6	0	.625	1 NFC-E	0-1
1986	7	9	0	.438	3 NFC-E	-
1987	7	8	0	.467	2 NFC-E	-
1988	3	13	0	.188	5 NFC-E	-
Total	250	162	6	.605		20-16

* Super Bowl Appearance

** NFL Championship Game Appearance

*** NFL strike-shortened season



74

★ BOB LILLY ★
 Defensive Tackle, 1961-74
 INDUCTED – 1980

Before earning the nickname "Mr. Cowboy," Bob Lilly was the first player ever drafted by the Dallas Cowboys in 1961. So it is fitting that Lilly not only became the first Cowboys player inducted into the Ring of Honor in 1975, but also became the franchise's first player inducted into the Pro Football Hall of Fame in 1980.

During the course of 14 seasons with the Cowboys, Lilly was named Rookie of the Year in 1961, was selected to the Pro Bowl a club-record 11-times – 10 consecutive selections between 1964-74 – was named to the All-Pro team seven times and played in two Super Bowls, including the club's very first Super Bowl victory, 24-3 over Miami in Super Bowl VI.

As the foundation of the famed "Doomsday Defense," Lilly's intensity was readily apparent in an infamous scene after the Cowboys Super Bowl V loss to the Baltimore Colts when he ripped his helmet off and hurled it into the air. The following year, the Lilly-led Cowboys defense held Miami to only a field goal in Super Bowl VI, the fewest points every given up in Super Bowl history.

"The competition is what I love," Lilly once said. "That makes me a lot more intense. Personalities don't enter into it at all. My objective is to get the man with the ball. Nobody better get in my way."

Lilly is the Cowboys' all-time leader in consecutive games played at 196, is tied for second with 14 seasons played and second all-time with 194 games started. Lilly led the Cowboys in sacks three consecutive years, beginning with his rookie season.

"A man like that comes along once in a lifetime," late Cowboys head coach Tom Landry said in 1972. "He is something a little bit more than great. Nobody is better than Bob Lilly."

Lilly was a two-time All-American defensive end at Texas Christian University and a two-time all-Southwest Conference team selection.

He was born July 26, 1939, in Olney, Texas.

LILLY'S ACCOMPLISHMENTS

- ★ 11-Time Pro Bowl (Franchise Record)
- ★ 7-Time All-Pro
- ★ NFL 75th Anniversary Team
- ★ AFL-NFL 25-year Anniversary Team
- ★ National Football Foundation Hall of Fame
- ★ Super Bowl VI Title
- ★ 2 NFC Titles
- ★ 4 Eastern Conference Titles
- ★ November 23, 1975 declared "Bob Lilly Day" in Dallas, Texas
- ★ College Football Hall of Fame



20

★ MEL RENFRO ★ Defensive Back, 1964-77 INDUCTED – 1996

Mel Renfro first came to the Cowboys a highly-acclaimed running back out of the University of Oregon. But Cowboys head coach Tom Landry saw Renfro as a defensive back when they selected him in the second round of the 1964 draft.

And what a defensive back he was, becoming arguably the best safety-cornerback during his 14-year career to ever play for the Cowboys, and one of the best to ever play in the NFL. His 52 career interceptions and 26.4-yard career kickoff-return average still stand as team records, both a tribute to his running ability.

The NFL certainly got to know Renfro in a hurry, having been elected to the Pro Bowl in each of his first 10 seasons in the NFL – the first six at free safety and the final four at cornerback. His 10 Pro Bowl appearances is second to only Bob Lilly's 11 for the Cowboys.

On top of his 10 Pro Bowls, Renfro was a four-time All-Pro, playing in four Super Bowls and eight NFC Championships. He became the fifth member of the exclusive Ring of Honor in 1981, and was finally elected to the Pro Football Hall of Fame in 1996 in his 14th year of eligibility.

Renfro's 14 seasons with the Dallas Cowboys ties him for second in club history, just one shy of the record.

While at Oregon, Renfro led the team in rushing three consecutive years and was a two-time All-American. Despite coming to the NFL as an acclaimed runner, Renfro only ran the ball eight times during his career, all in 1966. Landry saw a free safety first, Renfro spending his first six seasons at safety and the final eight at corner.

In the middle of Renfro's All-Pro 1969 season, Landry was uncharacteristically complimentary toward one of his players, calling him "the best in the league at free safety."

But the Cowboys certainly figured out a way to capitalize on Renfro's running ability, having him return punts and kickoffs early in his career. He led the NFL in kickoff and punt returns his rookie season, and had seven interceptions, returning one for a touchdown. Renfro still is tied for the franchise lead with two career touchdown returns, and his 30-yard kick-off return average in 1965 still remains as the single-season high.

But it was interceptions Renfro was best known for during his career. In his first six years at free safety, Renfro totaled 30 interceptions. His interception totals declined somewhat when Landry moved him to cornerback for good in 1970. The decline had more to do with quarterbacks' reluctance to throw his way than any diminishing skills or quickness. His 626 interception return yards still stands as a career record for the Cowboys.

That 1971 Pro Bowl possibly was the greatest indication of Renfro's all-round ability. Not only did he play cornerback, but he also returned two punts for touchdowns, leading the NFC to a 27-6 win and earning the game's Most Valuable Player award.

He was born Dec. 30, 1941, in Houston, Texas.

RENFRO'S ACCOMPLISHMENTS

- ★ 4-Time All-Pro
- ★ 10-Time Pro Bowl
- ★ 3-Time All-NFC
- ★ Cowboys Career Record 52 interceptions
- ★ Cowboys Career Record 26.4-yard kickoff-return average
- ★ Cowboys Career Record 626 interception return yards
- ★ Super Bowl VI and XII Titles
- ★ 4 NFC Championships
- ★ 9 Division Titles
- ★ Consensus All-American, 1962

RENFRO'S CAREER STATISTICS

	Kickoff Returns				
	No.	Yds.	Avg.	Long	TD
Totals.....	85	2246	26.4	100	2
	Fum.		TD		
	Rec.				
Totals.....	12		3		

	Punt Returns				
	No.	Yds.	Avg.	Long	TD
Totals.....	109	842	7.7	69	1
	Interceptions		TD		
	No.	Yds.	Avg.		
Totals.....	52	626	12		3

*Official tackle and sack stats not tabulated until 1979.

★ **TEX SCHRAMM** ★
Cowboys President and General Manager
1959-1989
INDUCTED – 1991



Texas Earnest Schramm Jr., better known as "Tex," rose to Professional Football Hall of Fame status during his 29 seasons as president and general manager of the Dallas Cowboys, turning a 1960 expansion franchise in Dallas into one of the most successful franchises in NFL history.

With Schramm overseeing the birth and growth of the Cowboys organization, the team reached five Super Bowls, winning two, made 18 playoff appearances and compiled an NFL-record 20 consecutive winning seasons, one of the longest such streaks in all of professional sports.

Schramm was an NFL pioneer and innovator. Under his watch, the Dallas Cowboys were always on the cutting edge with revolutionary ideas and visions. He was instrumental in creating the Dallas Cowboys Cheerleaders, the first of their kind in professional football, developing the Cowboys' Ring of Honor and bringing an annual Cowboys Thanksgiving Day game to the nation.

Schramm's work was not just focused on the Dallas Cowboys, as his tireless efforts changed the face of the entire NFL. He was a driving force behind the development and implementation of instant replay, giving the head referee a microphone for penalty announcements, shortening the play-clock and helping to develop the wild-card playoff system.

A tough negotiator, Schramm was the engineer in building the Cowboys foundation from the ground up. His tough stance in labor negotiations was also evident in his support for using replacement players during the 1987 NFL strike. After just three weeks, the move proved successful and the players returned to work. The benefits of this would be apparent in future years as lasting labor peace was reached with the NFL Players Association in 1992 and has continued since.

His position as chairman of the NFL Competition Committee from 1966 to 1988 aided his innovative efforts. Schramm's impact on the league was widespread, and probably his most cherished legacy since the one-time TV-executive at CBS who first came up with the idea of televising the Winter Olympics in 1960 from Squaw Valley was such a firm believer in preserving and making history.

One of Schramm's most significant accomplishments in the NFL was coordinating the merger of the established NFL and the fledgling American Football League in 1966, holding what amounted to as secret meetings with Kansas City Chiefs owner Lamar Hunt at the insistence of NFL Commissioner Pete Rozelle.

The merger of the two warring leagues led to what became known as the Super Bowl, and when the leagues combined in 1970, the most powerful sports league in the world.

After Schramm departed the Cowboys in 1989 when Jerry Jones bought the club, he went international, becoming president of the upstart World League of American Football, later to become known as NFL Europe. He was inducted into the Pro Football Hall of Fame in 1991.

"I'm not one of the great athletes like the men behind me," a jubilant Schramm said during his Hall of Fame induction speech. "But I'm thrilled to be standing in front of them. Many of the men in here were my heroes. To be rubbing shoulders with them, it's beyond my comprehension."

In all, Schramm spent 44 years of his life in professional football, starting as a sportswriter for the *Austin American-Statesman* in 1947 – a natural step for the California-born Schramm who earned a bachelor's degree in journalism from the University of Texas. Schramm spent 10 seasons with the Los Angeles Rams (1947-56), where Schramm first came in contact with Rozelle, who originally hired him to be the Rams' public relations director. Schramm then spent a brief period (1957-59) at CBS before being hired by Clint Murchison in 1959 to oversee the startup of the Dallas expansion franchise.

Schramm was born on June 2, 1920, in San Gabriel, Calif.

TEX SCHRAMM'S NFL LEGACY

During Schramm's 25 years as chairman of the NFL's Competition Committee, the NFL implemented the following:

Year	Contribution
1970	Moved the official game time to the scoreboard clock
1972	Moved the hash marks toward the center of the field to aid offense
1974	Implemented stricter pass defense rules to influence scoring
1974	Moved goalposts from the goal line to the end line for safety and to help offensive play
1974	Developed the sudden-death overtime concept for breaking ties
1975	Gave the referee a microphone to announce calls to the crowd and TV audiences
1977	Made defensive linemen's head slaps illegal
1979	Implemented the in-the-grasp rule to protect quarterbacks
1986	Instituted Instant Replay to aid officials
	Enabled Quarterbacks to stop the clock by throwing the ball directly into the ground

★ ROGER STAUBACH ★

Quarterback, 1969-79

INDUCTED – 1985

12



Good things come to those who wait, and certainly the Dallas Cowboys patience in the mid-60's was supremely rewarded, landing one of the best players in franchise history because they were willing to wait for Roger Staubach to fulfill his military commitment.

For that five years of patience, the Cowboys landed the guy who became better known as "Roger The Dodger" over the next 11 years when he was selected to six Pro Bowls – including five consecutively – and was named the NFL Players Association Most Valuable Player in 1971. Staubach led the NFL in passing four times and was selected to the All-NFC team four times.

"He is one of the finest to ever play the game," Green Bay Packers Quarterback Bart Starr once said of Staubach. "I think if I had some of that Staubach competitiveness, I'd have been much better."

Staubach, the 1963 Heisman Trophy winner, was drafted by the Dallas Cowboys in 1964 from the Naval Academy, but did not join the team until 1969 due to his Navy commitment. Former president and general manager Tex Schramm signed Staubach to a futures contract in a hotel room in 1964, actually scribbling out the details on a legal-sized tablet that would have Staubach paid annually to participate in training camp practices when he had enough leave built up.

The 1963 Heisman Trophy winner showed up in Dallas as a 27-year-old rookie, but in those 11 seasons still managed to carve out the franchise's all-time leading quarterback rating of 83.42 and became a four-time NFL passing champion. But Staubach almost became better known for his scrambling ability, and to this day ranks eighth on the Cowboys' all-time rushing list with 2,264 yards.

Staubach owns the second-most passing yards in club history, 22,700, and his 3,586 in 1979 still ranks as the second most passing yards in a single season for the Cowboys. He also still leads the club with a career average of 7.67 yards per attempt, and his three 300-yard passing performances in 1979 has him tied for the single-season lead with Don Meredith and Danny White.

Staubach also became known as "Captain Comeback" for his 23 fourth-quarter come-from-behind victories in regular season and playoff games, including 14 in the final two minutes or overtime. Never was this more apparent than in a 1975 playoff game against the Minnesota Vikings when Staubach connected with wide receiver Drew Pearson on a desperation 50-yard "Hail Mary" touchdown pass that knocked the Vikings out of the playoffs.

"You could never defeat Roger mentally or physically," late Cowboys head coach Tom Landry said in 1983. "He was like that in a game, in practice, or in the business world."

Staubach ended his Cowboys career with four Super Bowl appearances, including wins in Super Bowls VI and XII. In Super Bowl VI, Staubach was named the game's Most Valuable Player.

Following the 1979 season, Staubach retired, fearing the after-effects of recurring concussions.

In 1983, Staubach became the sixth member of the Dallas Cowboys Ring of Honor and two years later was inducted into the Pro Football Hall of Fame.

He was born Feb. 5, 1942, in Cincinnati, Ohio.

STAUBACH'S ACCOMPLISHMENTS

- ★ 6-Time Pro Bowl
- ★ 4-Time NFL Passing Champion
- ★ MVP of Super Bowl VI
- ★ Super Bowl VI and XII Titles
- ★ 5 NFC Titles
- ★ 7 Division Titles
- ★ 1979 Byron "Whizzer" White Award
- ★ 1971 NFL Players Association Most Valuable Player
- ★ 1971 Bert Bell Award
- ★ 1975 Vince Lombardi Sportsman of the Year
- ★ 1963 Heisman Trophy
- ★ 1963 Walter Camp Memorial Trophy
- ★ 1965 Naval Academy Athletic Association Sword

STAUBACH'S CAREER PASSING STATISTICS

Year	G	Att	Comp	Comp %	Yds	YPA	TD	Int	Rating
1969	6	47	23	48.9	421	8.96	1	2	69.5
1970	8	82	44	53.7	542	6.61	2	8	42.9
1971	13	211	126	59.7	1882	8.92	15	4	104.8
1972	4	20	9	45.0	98	4.90	0	2	20.4
1973	14	286	179	62.6	2,428	8.49	23	15	94.6
1974	14	360	190	52.8	2,552	7.09	11	15	68.4
1975	13	348	198	56.9	2,666	7.66	17	16	78.5
1976	14	369	208	56.4	2,715	7.36	14	11	79.9
1977	14	361	210	58.2	2,620	7.26	18	9	87.0
1978	15	413	231	55.9	3,190	7.72	25	16	84.9
1979	16	461	267	57.9	3,586	7.78	27	11	92.3
Total	131	2,958	1,685	57.0	22,700	7.67	153	109	83.4

Additional Statistics: Rushing (410 carries for 2,264 yards and 20 touchdowns).

★ **RANDY WHITE** ★
Defensive Tackle, 1975-88
INDUCTED – 1994

54



Randy White came to the Cowboys from the University of Maryland as the No. 2 pick in the 1975 NFL Draft. Before his career was over, 14 years later, he would become known as the "Manster" – half man, half defensive monster – setting numerous franchise records as the heart-and-soul of the famed "Doomsday Defense".

White struggled in his first two years with the Cowboys when then head coach Tom Landry moved White from his familiar defensive tackle position to linebacker. But, after Landry moved White back to right tackle in 1977, White became one of the NFL's most dominating defensive linemen and a coveted co-Super Bowl MVP.

"Coming out of college a lot was expected of me," White said. "But I never did feel comfortable playing linebacker. Those first two years I was fighting for my life out there. Then they switched me to defensive tackle, where I was a lot more comfortable and from there my career took off."

White played 14 seasons, tying him for second all-time in franchise history, and he set a franchise record with eight All-Pro selections. White also was selected to nine Pro Bowls, ranking third in franchise history for Pro Bowl appearances. White's 16 sacks in 1978 rank third in franchise history for a single season, and he still remains third all-time in career tackles with 1,104 and second with 701 career solo tackles.

"His performances range anywhere from spectacular to spectacular," Landry once said. "He could outmatch anybody's intensity from game to game."

In his career, White played in six NFC Championship Games and three Super Bowls, claiming victory in Super Bowl XII and co-MVP honors with teammate Harvey Martin. Even more astounding, White only missed one game in his 14-year career.

In 1994, White was inducted into the Ring of Honor with teammate Tony Dorsett, the same year he was inducted into the Pro Football Hall of Fame.

"Any honor I receive is a reflection on the great teammates and coaches I had in my career," White said. "There's a real special group of guys with the Cowboys, and to be a part of that was a great honor."

He was born Jan. 15, 1953, in Pittsburgh, Pa.

WHITE'S ACCOMPLISHMENTS

- ★ 9-Time Pro Bowl
- ★ 8-Time All-Pro
- ★ Co-MVP Super Bowl XII
- ★ 1978 Defensive Player of the Year
- ★ 1982 NFL Defensive Lineman of the Year
- ★ Super Bowl XII Title
- ★ 3 NFC Titles
- ★ 5 Division Titles
- ★ 2nd Franchise History Career Solo Tackles (701)
- ★ 3rd Franchise History Career Combined Tackles (1,104)
- ★ 3rd Franchise History Games Played (209)
- ★ Outland Trophy – University of Maryland
- ★ Lombardi Trophy – University of Maryland

WHITE'S CAREER STATISTICS

Year	Games	Tackles			Sacks	Fum. Rec.
		Solo	Asst.	Total		
1975	14	13	6	19	7.0	2
1976	14	25	17	42	6.0	1
1977	14	70	48	118	13.0	2
1978	16	75	48	123	16.0	0
1979	15	50	41	91	5.0	1
1980	16	56	32	88	6.5	0
1981	16	61	33	94	8.5	0
1982	9	22	21	43	2.5	1
1983	16	67	33	100	12.5	1
1984	16	81	27	108	12.5	0
1985	16	61	34	95	10.5	0
1986	16	73	30	103	6.5	2
1987	15	39	25	64	6.0	0
1988	16	8	8	16	1.5	0
Total	209	701	403	1,104	111.0	10

Historical Highlights

1960

LANDRY HIRED – Clint Murchison, Jr., and Bedford Wynne sign N.Y. Giants defensive assistant Tom Landry to a personal services contract on Dec. 27, 1959, with the intention of naming him head coach once they are awarded an expansion franchise by the NFL.

NFL FRANCHISE – Clint Murchison, Jr., and Bedford Wynne were awarded an expansion franchise in the NFL at the annual league meeting in Miami Beach, Fla. The Cowboys were to play as a "swing" team, playing every other team one time during the first season, although listed in the Western Conference standings (January 28).

COWBOYS STOCKED – A player pool was set up in the league meeting in Los Angeles, with each of 12 NFL teams freezing 25 names on its roster and the Cowboys allowed to pick three from each team for a total of 36 veterans. Dallas, once given the list, had to select its 36 players within 24 hours (March 13).

TRAINING STARTS – Rookies report to first Cowboys camp at Pacific University in Forest Grove, Oregon (July 9).

FIRST PRE-SEASON GAME – The Cowboys, less than six months in existence, get their first test and drop a 16-10 preseason game to San Francisco in Seattle (August 6).

FIRST HOME GAME – In their Dallas debut, in the Salesmanship Club preseason game, the Cowboys led the world champion Baltimore Colts into the final minute before a 62-yard pass from Johnny Unitas to Lenny Moore gave the Colts a 14-10 victory (August 19).

FIRST VICTORY – In a preseason game at Louisville, KY, the Cowboys beat the New York's Giants, 14-3, with Frank Clarke catching touchdown passes for 73 yards (Eddie LeBaron) and 74 yards (Don Meredith) (August 27).

FIRST LEAGUE GAME – In their first league game, Dallas fell to Pittsburgh, 35-28, with Bobby Layne leading a fourth-period Steelers rally (Sept. 24, Saturday night).

STREAK SNAPPED – Dallas snaps a 10-game loss streak by tying New York, 31-31, at Yankee Stadium (Dec. 4).

1961

TRAINING STARTS – Rookies launch training at new campsite – St. Olaf College in Northfield, Minn. (July 9).

FIRST LEAGUE WIN – Scoring 10 points in the final 56 seconds, the Cowboys score their first NFL victory, 27-24, over Pittsburgh in the '61 league opener in the Cotton Bowl. Allen Green's 27-yard field goal on the game's final play won it before 23,500 spectators (Sept. 17).

1962

TRAINING STARTS – Team begins training at new campsite – Northern Michigan College in Marquette, Mich. (July 13).

PENALTY HISTORY – For the first time in anyone's memory in an NFL game, points were awarded for a penalty. The Cowboys were holding in the end zone on a 99-yd. TD pass from LeBaron to Clarke, and Pittsburgh was awarded a safety. The Steelers eventually won, 30-28 (Sept. 23).

100-YARD FIRSTS – Cowboys' Amos Marsh returned a kickoff 101 yards and Mike Gaechter returned a pass interception 100 yards, both plays for fourth-quarter TDs in a 41-19 win over Philadelphia in Dallas. It was the first time in NFL history that two 100-yard runs had been made in the same game, much less by the same team in the same quarter (Oct. 14).

1963

SHIFT TO KANSAS CITY – The rival Dallas Texans of the AFL announce they are moving the franchise to Kansas City (Feb. 8).

CALIFORNIA TRAINING SITE – The Cowboys open training at California Lutheran College in Thousand Oaks, Calif. (July 12).

HOWTON SETS RECORD – Bill Howton broke Don Hutson's all-time receiving mark with a 14-yard catch at Washington. Hutson's record was 7,991 yards and the catch gave Howton an even 8,000 yards (Sept. 29).

1964

LANDRY CONTRACT – With one year to go on his original contract, Tom Landry is signed to a 10-year extension, in effect giving him an 11-year pact, possibly the longest in major pro sports history (Feb. 5).

1965

FIRST SELLOUT – An overflow crowd of 76,251 jams the Cotton Bowl for the Cleveland game, notching the team's first home sellout. Cleveland won, 24-17 (Nov. 21).

1966

PLAYOFF BOWL – After defeating New York, 38-20, in the season finale (and winning five of their last seven games) to get into the Playoff Bowl at Miami, the Cowboys fall to Baltimore, 35-3 (Jan. 15).

MERGER – Peace comes to pro football with Cowboys General Manager Tex Schramm completing two months of negotiations with AFL's Lamar Hunt, merging the two leagues under the NFL banner (June 8).

SCHRAMM ELEVATED – Texas E. Schramm, Vice-President and General Manager of the Cowboys from the beginning, was named President of the club by Owner Clint Murchison, Jr., who retained the title of Chairman of the Board.

NEELY CASE SOLVED – Dallas and Houston reached agreement in the Ralph Neely case. Neely remained with Dallas with Houston receiving the Cowboys Nos. 1, 2 and two fifth round picks in the 1967 draft (Nov. 17).

THE CHAMPIONSHIP – The Cowboys won their first championship, capturing the Eastern Conference title with a 10-3-1 record, but lost the NFL Championship Game to Green Bay, 34-27.

1967

TEXAS STADIUM – On Dec. 23, Owner Clint Murchison, Jr., formally announced plans to build Texas Stadium in suburban Irving. The stadium, to be financed through a bond-option plan, would be ready for the 1970 season. The stadium would seat a minimum of 58,000.

SECOND CHAMPIONSHIP – Under the NFL's new format, the Cowboys easily won the Capitol Division and defeated Cleveland, Century Division winner, 52-14, in the Cotton Bowl for the Eastern conference championship. However, on Dec. 31 in Green Bay, the Cowboys lost their second bid for an NFL title, falling to the Packers, 21-17, in the 13 degree below weather.

1968

WIN CAPITOL – For the second straight year the Cowboys won the Capitol Division, but for the first time in three years the Cowboys did not win the Eastern Championship, being upset at Cleveland, 31-20, on Dec. 21. Dallas won the Runner-Up Bowl over Minnesota, 17-13.

1969

TEXAS STADIUM – Ground was broken for Texas Stadium in suburban Irving on January 25, and on June 29 Bert Rose was named general manager of the stadium.

ORIGINALS RETIRE – An era ended for the Cowboys in July. On July 5th at a press conference in Dallas, quarterback Don Meredith, the last of the original Cowboys, announced his retirement. Then, on July 18th, the day the veterans were to report to training camp, all-time rushing great Don Perkins officially retired.

REPEAT CAPITOL WINS – Once again the Cowboys rolled to the Capitol Division Championship with an 11-2-1 season. However, the Cowboys failed to win the Eastern Championship when on Dec. 28, the Cowboys lost to Cleveland, 38-14, in the Cotton Bowl.

1970

FIVE STRAIGHT PLAYOFFS – The Cowboys won their last five games to finish 10-4, claim the Eastern Division championship and make the playoffs for the fifth year in a row. They defeated Detroit, 5-0, in the opening round to get a shot at the National Conference championship.

FIRST NFC TITLE – The Cowboys captured the biggest prize of their 11-year history on Jan. 3, 1971 when they downed San Francisco, 17-10, for the NFC crown. A 16-13 loss to Baltimore in the Super Bowl Jan. 17 left Dallas with one major goal still unrealized.

1971

TEXAS STADIUM – The Cowboys opened a new era in their sparkling Irving, Tex., home with a 44-21 victory over the New England Patriots on Oct. 24. Duane Thomas scored the first touchdown in the new stadium, a 56-yard run just two minutes and 16 seconds after the opening kickoff. Attendance was 65,708.

SIX STRAIGHT PLAYOFFS – The Cowboys won their last seven games to finish 11-3, claim the Eastern Division championship and make the playoffs for the sixth year in a row. They defeated Minnesota, 20-12, in the opening round.

SECOND NFC TITLE – For the second consecutive year, the Cowboys met the San Francisco 49ers in the National Conference showdown. This time Dallas won 14-13, to qualify for its second straight Super Bowl.

FIRST WORLD CHAMPIONSHIP – The Cowboys downed the Miami Dolphins, 24-3, to win Super Bowl VI in New Orleans on Jan. 16. It was the 10th victory in a row for Dallas as Roger Staubach passed for two touchdowns and was named the game's Most Valuable Player.

1972

FIRST 1,000-YARD BACK – Calvin Hill became the first Dallas player to rush for 1,000 yards when he gained 111 on Dec. 9 against the Washington Redskins in Texas Stadium. Hill wound up with 1,036 yards for the season on a record 245 carries.

SEVEN STRAIGHT PLAYOFFS – The Cowboys qualified for the NFL playoffs a record seventh consecutive year, their 10-4 record earning them the National Conference Wild Card berth. Roger Staubach passed for two touchdowns in the last 1:30 to give the Cowboys a 30-28 victory at San Francisco in the first round. Then, at Washington on New Year's Eve, Dallas was foiled in its bid for a third straight NFL title with the Redskins win, 16-3.

1973

100 VICTORIES – The Cowboys and Coach Tom Landry recorded their 100th victory with a 40-3 Texas Stadium win over the New Orleans Saints on Sept. 24. Landry ended the season with a career mark of 108-80-6 to rank ninth on the list of the NFL's all-time winningest coaches.

EIGHT STRAIGHT PLAYOFFS – The Cowboys regained the NFC Eastern Division title with a 10-4 record and broke their own NFL record by reaching the playoffs for the eighth year in a row. Dallas defeated the Western Division champion Los Angeles Rams in the first round, 27-16, but fell to Central Division winner Minnesota in the NFC Championship Game, 27-10.

1974

FIRST TOP DRAFT CHOICE – For the first time in their history, the Cowboys had the very first choice in the NFL Draft. The No. 1 pick came to Dallas from Houston in exchange for Tody Smith and Billy Parks. The Cowboys selected Ed "Too Tall" Jones, a 6-9, 260-pound defensive end from Tennessee State.

PLAYOFFS MISSED – The Cowboys' record breaking string of eight straight years in the NFL playoffs was broken when the club's 8-6 record failed to qualify.

1975

LILLY HONORED – "Mr. Cowboy" was honored on Bob Lilly Day at Texas Stadium at halftime of the Philadelphia game on Nov. 23. It was first such recognition ever given to a Dallas player. Lilly never missed a game in 14 years with the Cowboys, earning All-Pro honors seven times at defensive tackle before retiring prior to the '75 season.

TEN STRAIGHT WINNING SEASONS – The Cowboys' 10-4 record earned them the NFC Wild Card berth in the playoffs. The composite record over 10 straight winning seasons was 101-37-2.

THIRD NFC TITLE – After shocking Minnesota in the first round, 17-14, on Roger Staubach's 50-yard "Hail Mary" pass to Drew Pearson, the Cowboys traveled to Los Angeles for the NFC showdown. Staubach threw four touchdown passes, three to Preston Pearson, and Dallas won, 37-7. Pittsburgh won Super Bowl X on Jan. 18 in Miami, 21-17.

1976

MEREDITH, PERKINS HONORED – Former Cowboys greats Don Meredith and Don Perkins joined Bob Lilly in the Ring of Honor at Texas Stadium during halftime ceremonies at the New York Giants game on Nov. 7.

ELEVEN STRAIGHT WINNING SEASONS – The Cowboys won the NFC Eastern Division title with their 11-3 record, giving them their 11th straight winning season and 10th playoff berth in that period. A 14-12

first round loss to Los Angeles – the first time Dallas had lost in the first round under the current playoff setup – ended the season.

1977

HOWLEY HONORED – Former All-Pro linebacker Chuck Howley, a Cowboy from 1961 through 1973, became the fourth member of the Ring of Honor. Howley was honored during ceremonies at halftime of the Detroit Lions game on Oct. 30.

TWELVE STRAIGHT WINNING SEASONS – Getting off to an 8-0 start, their best ever, the Cowboys rolled to a 12-2 record, the championship of the NFC East, and their 12th consecutive winning season. They opened their 11th visit to the playoffs in those 12 years with a 37-7 first-round victory over the Chicago Bears at Texas Stadium.

FOURTH NFC TITLE – Dallas crushed the Minnesota Vikings at Texas Stadium, 23-6, for National Conference crown No. 4 and the right to meet the Denver Broncos in Super Bowl XII.

SECOND WORLD CHAMPIONSHIP – The Cowboys stopped the Denver Broncos, 27-10, to win Super Bowl XII in New Orleans on Jan. 15, 1978. In the process, Dallas tied Minnesota for most Super Bowl appearances (four) and Green Bay, Miami and Pittsburgh for most Super Bowl victories (two). Defensive linemen Harvey Martin and Randy White were named co-MVPs in the game.

1978

THIRTEEN STRAIGHT WINNING SEASONS – After a mediocre 6-4 start, the Cowboys won six straight games to finish the expanded regular season with a 12-4 record and their 10th division crown. It marked the Cowboys' 13th consecutive winning season and 12th trip to the playoffs in that span. Dallas rallied to beat Atlanta 27-20 in a divisional playoff at Texas Stadium, sending the Cowboys to their seventh NFC championship game in the past nine years.

FIFTH NFC TITLE – Dallas shut out the Rams in Los Angeles 28-0 in the National Conference title game to advance to the Super Bowl a record fifth time, including three of the last four. In the first Super Bowl rematch, Pittsburgh edged the Cowboys 35-31 for the NFL championship on Jan. 21 in Miami's Orange Bowl.

1979

TWENTIETH ANNIVERSARY – The Cowboys celebrated their 20th anniversary season at halftime of the St. Louis Cardinals game at Texas Stadium on Oct. 21. Star players from each of those 20 seasons plus Coach Tom Landry were introduced during the halftime ceremonies.

FOURTH STRAIGHT NFC EAST TITLE – The Cowboys won their final three regular season games to finish with an 11-5 record, their 11th division championship, including the past four NFC East titles, and 14th consecutive winning season. The Cowboys made their 13th trip to the playoffs in those 14 years, but were eliminated by Los Angeles 21-19 in a divisional playoff at Texas Stadium.

1980

STAUBACH RETIRES – At a press conference at Texas Stadium on March 31, quarterback Roger Staubach announced his retirement after 11 record-breaking years with the Cowboys. Staubach held all major Cowboys' passing records and was the all-time leading NFL passer.

LILLY ENTERS HALL OF FAME – Bob Lilly, a seven-time All-Pro defensive tackle in his 14-year career with the Cowboys from 1961-74, became the first Cowboys' player to be inducted into the Pro Football Hall of Fame. Enshrined along with Lilly on Aug. 2 at Canton, Ohio, were Herb Adderley, who played for the Cowboys from 1970-71, Jim Otto and Deacon Jones.

FIFTEEN STRAIGHT WINNING SEASONS – Behind new starting quarterback Danny White, the Cowboys rolled to their 15th consecutive winning season with a surprising 12-4 record, tied for best in the league with Philadelphia and Atlanta. The Cowboys lost the NFC East title to Philadelphia on a tie-breaker, but entered the playoffs for the 14th time in 15 years, this time as a wild card team. The Cowboys beat Los Angeles 34-13 at Texas Stadium in the NFC Wild Card Game and rallied past the Falcons at Atlanta 30-27 to advance to the NFC Championship Game at Philadelphia. But the Cowboys lost 20-7 in their bid for a sixth Super Bowl appearance.

LANDRY'S 200TH VICTORY – Tom Landry joined George Halas and Curly Lambeau as the only coaches with 200 NFL victories when the Cowboys beat Los Angeles 34-13 on Dec. 28 at Texas Stadium in the NFC Wild Card Game, raising Landry's record to 200-119-6, counting regular season and playoff games.

1981

RENFRO HONORED – Former All-Pro defensive back Mel Renfro, the Cowboys' all-time leading pass interceptor, became the fifth member of the Cowboys' Ring of Honor. Renfro, who played for Dallas from 1964 through 1977, was honored during halftime ceremonies of the Cowboys-Miami Dolphins game at Texas Stadium on Oct. 25.

TWELFTH DIVISION CHAMPIONSHIP – The Cowboys regained the NFC Eastern Division Championship, their 12th division title since 1966, with a 12-4 record and tied Oakland's NFL mark of 16 consecutive winning seasons. Entering the playoffs for the 15th time in that span, the Cowboys advanced to the NFC Championship Game for the ninth time in 12 years by routing Tampa Bay 38-0 at Texas Stadium. But for the second year in a row Dallas lost the conference title game. San Francisco scored a last-minute touchdown at Candlestick Park to edge the Cowboys 28-27 for a berth in Super Bowl XVI.

1982

200TH REGULAR-SEASON VICTORY – The Cowboys beat Washington 24-10 at RFK Stadium on Dec. 5 for the club's and Coach Tom Landry's 200th regular season victory.

SEVENTEEN STRAIGHT WINNING SEASONS – The Cowboys finished the strike-shortened regular season 6-3 to establish an NFL record of 17 consecutive winning seasons. Entering the playoffs for a record-tying eighth straight year and for the 16th time in 17 years, the Cowboys beat Tampa Bay 30-17 and Green Bay 37-26, both at Texas Stadium, to advance to the NFC Championship Game for the third year in a row. But again the Cowboys come up short, losing 31-17 at Washington.

1983

STAUBACH HONORED – Former quarterback Roger Staubach, who led the Cowboys to four Super Bowls, became the sixth member of the Ring of Honor during halftime ceremonies of the Cowboys-Tampa Bay game on Oct. 9.

NEW HEADQUARTERS – Ground was broken on Nov. 29 for the Cowboys' new headquarters and training facility at The Valley Ranch in northwest Dallas County.

EIGHTEEN STRAIGHT WINNING SEASONS – The Cowboys extended their NFL record to 18 consecutive winning seasons with a 12-4 finish. The club also set a league record with its ninth straight playoff appearance, qualifying as a wild card entry. The L.A. Rams eliminated Dallas from the playoffs, however, with a 24-17 upset victory at Texas Stadium in the NFC Wild Card Game on Dec. 26.

1984

SILVER SEASON – The Cowboys kicked off their 25th anniversary with a news conference at Texas Stadium on Jan. 27. President Tex Schramm announced the Cowboys would celebrate their 25th anniversary during 1984 under the theme "Silver Season."

OWNERSHIP CHANGES HANDS – The sale of the Cowboys from the Murchison family to an 11-member limited partnership headed by Dallas businessman H.R. "Bum" Bright was approved by NFL owners on March 19 at the league's annual meeting in Honolulu. The sale was completed on May 18.

NINETEEN STRAIGHT WINNING SEASONS – The Cowboys defeated the Eagles 26-10 in Philadelphia to extend their NFL record to 19 consecutive winning seasons. The Cowboys finished 9-7 and missed the playoffs for the first time in 10 years and only the second time in 19 years.

1985

STAUBACH ENTERS HALL OF FAME – Roger Staubach, the master of the comeback victory during his 11-year career as a Cowboys quarterback, was inducted into the Pro Football Hall of Fame in his first year of eligibility. Enshrined with Staubach on Aug. 3 at Canton, Ohio, were Pete Rozelle, Joe Namath, O.J. Simpson and Frank Gatski. Staubach joined Bob Lilly as the only players who spent their entire career with the Cowboys to be elected to the Hall of Fame.

TEXAS STADIUM IMPROVEMENTS – Texas Stadium unveiled a new look when the Cowboys opened their preseason schedule against Green Bay on Aug. 10. The stadium became the first to have two DiamondVision color scoreboards, and the addition of 118 Crown Suites gave Texas Stadium more private suites, 296, than any stadium in the nation.

COWBOYS RANCH OPENS – Cowboys players and coaches reported on Aug. 27 to the team's new headquarters and training facility at Cowboys Center in Valley Ranch.

DORSETT PASSES 10,000 YARDS – On a 19-yard sweep around left end, Tony Dorsett, became the sixth player in NFL history to rush for 10,000 yards. Dorsett's feat highlighted a 27-13 victory over Pittsburgh at Texas Stadium on Oct. 13.

THIRTEENTH DIVISION CHAMPIONSHIP – The Cowboys edged the New York Giants 28-21 on Dec. 15 at Texas Stadium to capture the NFC Eastern Division championship for the first time since 1981. Picked in most season previews to finish third or fourth in the division, the Cowboys rallied for their NFL record 20th consecutive winning season, a 13th division title in 20 years and a playoff berth for the 18th time in that span. But in their NFL record 36th playoff game appearance, the Cowboys fell 20-0 to the Los Angeles Rams in Anaheim Stadium on Jan. 4.

1986

COWBOYS GO TO LONDON – The Cowboys began preparations for their first trip to a foreign country when the NFL announced on March 12 that the Cowboys would play the Super Bowl champion Chicago Bears in a preseason game at London's Wembley Stadium on Aug. 3.

100TH WIN AT TEXAS STADIUM – Dallas defeated St. Louis 37-6 for the club's 100th victory at Texas Stadium. Since the facility opened in 1971 the Cowboys have compiled a 100-25 (.800) record.

STREAK BROKEN – The Cowboys' streak of 20 consecutive winning seasons from 1966 through 1985, third longest in professional sports history, came to an end when the club finished with a 7-9 record after losing seven of its last eight games. Only baseball's New York Yankees (39 straight winning seasons, 1926-64) and hockey's Montreal Canadiens (32 from 1951-52 through 1982-83) surpassed the Cowboys' accomplishments.

1987

FOUNDER DIES – Cowboys founder Clint Murchison, Jr., died March 30 after a long illness. Murchison, 63, who owned the club until 1984, acquired the expansion Dallas franchise in the NFL in 1960. He hired Tex Schramm as general manager, gave Tom Landry a 10-year contract when his coaching career was in doubt in 1964 and was instrumental in the building of Texas Stadium.

DORSETT GETS 12,000 YARDS – Tony Dorsett became the fourth rusher in NFL history to gain more than 12,000 yards when he registered 52 yards against the Rams on Dec. 21 for a career total of 12,036. The only runners ahead of Dorsett were Walter Payton, Jim Brown and Franco Harris.

1988

LANDRY TIES LAMBEAU – Dallas opened the 1988 season against Pittsburgh on Sept. 12 and Tom Landry tied an NFL record held by Curly Lambeau by coaching in his 29th consecutive season with the same team. Lambeau led the Green Bay Packers from 1921-49.

1989

JONES ACQUIRES COWBOYS, NAMED JOHNSON COACH – Jerry Jones reached an agreement to purchase the Cowboys from Bum Bright on Feb. 25 and announced that University of Miami Coach Jimmy Johnson would replace Tom Landry.

SALE APPROVED, SCHRAMM RESIGNS – The sale of the Cowboys to Jerry Jones was unanimously approved by NFL owners on April 18 at a special meeting in New York. At the same meeting, Tex Schramm was named president of the new World League of American Football. He announced his resignation as president and general manager of the Cowboys after 29 years with the club.

AIKMAN SIGNED – The Cowboys, holding the No. 1 pick in the NFL Draft for only the second time in their history, announced the signing of quarterback Troy Aikman to a six-year contract on April 20.

WALKER TRADED – Herschel Walker is traded to Minnesota on Oct. 12 for five players, six conditional draft choices and a 1992 first round draft choice. Among the players who actually came to Dallas as a result of the trade include Emmitt Smith, Russell Maryland, Kevin Smith and Darren Woodson.

JORDAN HONORED – Former All-Pro linebacker Lee Roy Jordan, a Cowboy from 1963-76, became the seventh member of the Ring of Honor. Jordan was honored during ceremonies at halftime of the Phoenix Cardinals game on Oct. 29.

1990

AUSTIN TRAINING CAMP – Beginning on July 18, nearly 100,000 fans visit the Cowboys' first ever in-state training camp at St. Edward's University in Austin, Tex.

LANDRY ENTERS HALL OF FAME – Tom Landry, who led the Cowboys to five Super Bowls and 20 consecutive winning seasons as the Cowboys head coach from 1960-88, was inducted into the Pro Football Hall of Fame in his first year of eligibility. Enshrined on Aug. 4 at Canton, Ohio, Landry joined former Dallas players Bob Lilly and Roger Staubach as the only Hall of Fame members who built their achievements with the Cowboys.

SMITH ROOKIE OF THE YEAR, JOHNSON COACH OF THE YEAR – Following a dramatic turn-around season where the team posted a 7-9 record and missed the playoffs by one game, Jimmy Johnson was named the NFL Coach of the Year by the Associated Press. Running back Emmitt Smith, who led all NFL rookie running backs in rushing yardage and touchdowns, was named the A.P.'s NFC Offensive Rookie of the Year.

1991

RECORD DRAFT HAUL INCLUDES MARYLAND AS NO. 1 OVERALL PICK – After a pre-draft trade with the New England Patriots, the Cowboys used the No. 1 overall selection in the NFL Draft for only the third time in franchise history. Dallas chose Outland Trophy winner Russell Maryland (DT) with the top pick. The Cowboys went on to acquire 16 more choices, setting a club record for most selections in a 12-round draft with 17 overall.

SCHRAMM ENTERS HALL OF FAME – One of the NFL's true innovators, and the guiding force behind the development of America's Team, Tex Schramm was inducted into the Pro Football Hall of Fame on July 27, 1991. Schramm, who served as the President and General Manager of the Dallas Cowboys from the team's inception in 1960 until his retirement in 1989, joined Staubach, Lilly and Landry with his enshrinement in Canton, Ohio.

RETURN TO THE PLAYOFFS – After winning the final five games of the season, Dallas finished with an 11-5 record – the team's best mark since the 1983 season. The initial spark to the winning streak was a 24-21 win over the eventual World Champion Washington Redskins on Nov. 24. The win, at Washington's RFK Stadium, ended the Redskins' bid for a perfect regular season after 11 straight wins. Dallas finished second in the NFC East and qualified as the NFC's No. 2 Wild Card Playoff entry, marking the club's first postseason trip since 1985. Dallas traveled to Chicago and defeated the Bears 17-13 in the opening round Wild Card Game before dropping a 38-6 decision at Detroit the following week.

SMITH AND IRVIN LEAD NFL – Emmitt Smith and Michael Irvin became the first two players from the same team to lead the NFL in rushing yardage and receiving yardage in the same season. Smith had 1,563 yards rushing, while Irvin set single-season club records for receptions (93) and receiving yardage (1,523). Both players were named to the NFC Pro Bowl squad along with tight end Jay Novacek and quarterback Troy Aikman. The Cowboys sent four offensive players to the Pro Bowl for the first time since 1979, and Irvin was named the MVP of the Pro Bowl Game.

1992

JONES NAMED TO COMPETITION COMMITTEE – On May 1, Jerry Jones, was appointed to the NFL's Competition Committee by Commissioner Paul Tagliabue. Jones became the first owner to serve on the prestigious committee since the death of Cincinnati's Paul Brown.

FOURTEENTH DIVISION CHAMPIONSHIP – Before a national television audience on ABC's Monday Night Football, the Cowboys defeated the Atlanta Falcons (41-17) at the Georgia Dome to claim the NFC Eastern Division Championship. The victory marked the Cowboys' first divisional title since 1985.

RECORD NUMBER OF OFFENSIVE PRO BOWL SELECTIONS – Six players from the Cowboys offense were selected to play in the Pro Bowl: RB Emmitt Smith, TE Jay Novacek, QB Troy Aikman, WR Michael Irvin, G Nate Newton and C Mark Stepnoski. The six players establish a Dallas Cowboys' record for most offensive players selected to the Pro Bowl.

CLUB RECORD FOR VICTORIES/SMITH EARNS SECOND RUSHING TITLE – On Dec. 27, Dallas defeated Chicago by a 17-14 score at Texas Stadium. The victory was the 13th of the year for Dallas, establishing a new club record for victories in a season. Emmitt Smith finished the season with 1,713 rushing yards, enabling Smith to become the first player to win back-to-back NFL rushing titles since Eric Dickerson (1983-84).

ROAD ATTENDANCE RECORD SET – The Cowboys set a new team record for road attendance by averaging 72,523 fans-per-road game in 1992. The team also played before a sold-out stadium in all 16 regular season games for the first time since the 1981 season.

SIXTH NFC TITLE – On January 17, 1993, the Cowboys defeated the San Francisco 49ers by a 30-20 score at Candlestick Park. The victory sends Dallas to Super Bowl XXVII in Pasadena, marking the Cowboys first NFC title, and Super Bowl trip, since 1978.

THIRD WORLD CHAMPIONSHIP – While making an NFL record sixth Super Bowl appearance, the Cowboys defeated Buffalo 52-17 in Super Bowl XXVII at the Rose Bowl in Pasadena on Jan. 31, 1993. The victory enabled the Cowboys to become the only franchise in NFL history to win more than one Super Bowl under two different ownerships. The Super Bowl crowd of 98,374 was the largest crowd to ever witness a Dallas Cowboys game. The game was also witnessed by 133.4 million television viewers, making Super Bowl XXVII the most watched event in television history.

1993

WHITE HOUSE VISIT – The Super Bowl Champion Dallas Cowboys became the first athletic team to visit the White House under the Clinton administration. The Cowboys team visit to the White House was the first in club history. (March 5).

LANDRY HONORED – Former Head Coach Tom Landry, who led Dallas to two Super Bowl wins and five NFL titles in his 29 years at the Cowboys helm, became the eighth member of the Ring of Honor during halftime ceremonies of the Cowboys-New York Giants game on Nov. 7.

RECORD NUMBER OF PRO BOWL SELECTIONS – An NFC-record 11 Dallas players were selected to the Pro Bowl, including a club-record eight offensive selections (seven Pro Bowl starters).

FIFTEENTH DIVISION CHAMPIONSHIP – In the final game of the regular season, the Cowboys defeat the New York Giants 16-13 in overtime at Giants Stadium to claim their 15th division crown and their second consecutive NFC East title (Jan. 2).

SMITH EARNS THIRD RUSHING TITLE – Emmitt Smith finishes the season with 1,486 yards to earn his third straight NFL rushing crown. He becomes just the fourth man in NFL history to win three consecutive rushing titles.

SEVENTH NFC TITLE – Dallas defeats San Francisco 38-21 in the NFC Championship Game at Texas Stadium. The victory gives the Cowboys an NFL-record seventh conference championship in the first conference title game to be played at Texas Stadium since Jan. 1, 1978 (a 23-6 win over Minnesota).

FOURTH WORLD CHAMPIONSHIP – Dallas becomes one of just three NFL teams to win four Super Bowls by defeating Buffalo (30-13) in Super Bowl XXVIII. The game, played at the Georgia Dome in Atlanta, featured two rushing touchdowns by Super Bowl MVP Emmitt Smith. Dallas raised its NFL record number of Super Bowl appearances to seven (one fourth of all the Super Bowl games played).

1994

SWITZER NAMED HEAD COACH – Barry Switzer is named the new head coach of the Dallas Cowboys – and the third head coach in team history – on March 30. Switzer replaces Jimmy Johnson, who stepped down as the Cowboys' head coach the previous day.

DORSETT AND WHITE ENTER HALL OF FAME – Tony Dorsett, the Cowboys all-time leading rusher in his 11-year career with the Cowboys from 1977-87, and Randy White, a nine-time Pro Bowl defensive tackle in his 14-year career with the Cowboys from 1975-78, are both inducted into the Pro Football Hall of Fame in their first year of eligibility. Enshrined on July 30 at Canton, Ohio, both men join former Dallas players Bob Lilly and Roger Staubach as well as Tom Landry and Tex Schramm in the Hall of Fame.

NFL RECORD CROWD IN MEXICO CITY – The Cowboys travel to Mexico City to play the Houston Oilers in a preseason game in front of 112,376 fans, the largest crowd to ever witness an NFL game (Aug. 15).

DORSETT AND WHITE HONORED – Former All-Pro, running back Tony Dorsett and defensive tackle Randy White, became the ninth and tenth members of the Ring of Honor. They were honored during ceremonies at halftime of the Arizona Cardinals game on Oct. 9.

SIXTEENTH DIVISION CHAMPIONSHIP – The Cowboys clinched the NFC Eastern Division Crown in the first week of December with a 31-19 victory over the Eagles in Philadelphia (Dec. 4).

RECORD NUMBER OF PRO BOWL SELECTIONS – AGAIN – For the second straight year, the Cowboys send 11 players to the Pro Bowl, tying the NFC record that Dallas established in 1993.

NFL RECORD FOR TITLE GAME APPEARANCES – While making an NFL record 13th NFC Championship Game appearance, the Cowboys become the only team in NFL history to advance to at least two championship games in every decade of the team's existence. Dallas fell short of its third straight Super Bowl with a 38-28 loss to the San Francisco 49ers at Candlestick Park on Jan. 15, 1995.

1995

SEVENTEENTH DIVISION CHAMPIONSHIP – On Dec. 24, Dallas wrapped up its fourth straight NFC Eastern Division title – a feat that no other NFC East team has accomplished other than the Cowboys teams from 1976 to 1979.

SMITH WINS FOURTH RUSHING CROWN – Emmitt Smith closes the season with a team-record 1,773 rushing yards and an NFL record 25 touchdowns. Smith led the NFL in rushing for the fourth time in five years, becoming just the fifth player in NFL history to win at least four rushing titles.

TEN PRO BOWLERS SELECTED – Ten Cowboys are selected to the NFC Pro Bowl squad. Since 1993, Dallas has earned 32 Pro Bowl selections – the most ever by one team over a three year period of time.

EIGHTH NFC TITLE – The Cowboys win an NFL record eighth conference championship game by defeating the Green Bay Packers 38-27 at Texas Stadium on Jan. 14, 1996. The victory marked the Cowboys third NFC title in four years.

THREE SUPER BOWL TITLES IN FOUR YEARS – Dallas becomes the first team in NFL history to win three Super Bowls in a four year period by defeating the Pittsburgh Steelers 27-17 in Super Bowl XXX at Sun Devil Stadium in Tempe, AZ. The game, played on Jan. 28, 1996, is witnessed by 138.4 million television viewers, making Super Bowl XXX the most watched event in television history. The victory enables Dallas to earn its fifth Super Bowl title – joining the San Francisco 49ers as the only NFL franchises to win five Super Bowls. The Cowboys have now appeared in an NFL record eight Super Bowls – three more than any other team.

1996

SMITH PASSES 10,000 YARDS – On a six-yard dash up the middle against Washington on Thanksgiving Day, Emmitt Smith became the 12th player in NFL history to rush for 10,000 yards. Smith's feat highlighted a 21-10 win over the Redskins at Texas Stadium on Nov. 28.

NINE PRO BOWLERS SELECTED – A NFL-high nine players are selected to the NFC Pro Bowl squad, the fourth straight year Dallas has led the NFL in Pro Bowl selections. Over the past four seasons, Dallas has sent 41 players to Hawaii, the most ever in the NFL in a four-year period. The next highest total was posted by the 1971-74 Miami Dolphins with 38.

EIGHTEENTH DIVISION CHAMPIONSHIP – On Dec. 15, Dallas wrapped up its fifth straight NFC Eastern Division title – a feat never before achieved in the NFC East – and the eighteenth division title in team history with a 12-6 win over New England at Texas Stadium. The Carolina Panthers eliminated the Cowboys from the playoffs in a divisional playoff loss at Carolina.

1997

IRVIN TOPS 10,000 YARDS – On a 14-yard touchdown reception at Washington on Oct. 13, Michael Irvin became the 14th player in NFL history to record over 10,000 yards receiving.

PLAYOFF STREAK SNAPPED – The Cowboys close the 1997 season with a 6-10 record, marking the team's first non-playoff season since 1990.

1998

GAILEY NAMED HEAD COACH – Jerry Jones named Chan Gailey as the fourth head coach in the history of the Dallas Cowboys franchise on Feb. 12. Gailey, who had previously served as the Pittsburgh Steelers offensive coordinator, replaced Barry Switzer, who resigned from his position on January 9th.

TRAINING CAMP OPENS IN WICHITA FALLS – The Cowboys open training camp at Midwestern State University in Wichita Falls, Texas on July 15. Attendance figures for the four-week camp exceed 100,000.

SANDERS SETS RETURN MARK – On Sept. 21, Deion Sanders returned a punt 59 yards for a touchdown in the first half at the New York Giants and then ran back an interception 71 yards for a score in the fourth quarter. It was the first time in club history that one player had scored two touchdowns on returns of any kind in the same game.

SMITH BECOMES CLUB'S ALL-TIME RUSHER – With 163 yards on 29 carries in a 16-6 win over the New York Giants on Nov. 8, Emmitt Smith becomes the Dallas Cowboys all-time leading rusher. Smith's performance pushes him past Tony Dorsett (12,036) and into the Cowboys top spot.

NINETEENTH DIVISION CHAMPIONSHIP – After a one-year absence from postseason play, the Cowboys clinch their sixth NFC Eastern Division title in the last seven years with a 13-9 win over Philadelphia at Texas Stadium on Dec. 20. The 1998 division crown is the 19th division championship (15th NFC East title) in the club's 39-year history.

SMITH BECOMES NFL'S ALL-TIME RUSHING TOUCHDOWN LEADER – After scoring a first-half touchdown on a one-yard run against the Redskins at Texas Stadium, Emmitt Smith becomes the NFL's all-time leader in rushing touchdowns, moving ahead of Marcus Allen (123). Smith later added a 26-yard TD run to bring his record total to 125 rushing touchdowns by season's end.

COWBOYS POST 10 WINS AND SWEEP NFC EAST – The Cowboys closed the year with a 23-7 victory over Washington and a 10-6 record, marking the 23rd season in which Dallas recorded at least 10 wins – a NFL record. The win over the Redskins also enabled Dallas to become the first team in the history of the NFC East to post an 8-0 record in division play.

COWBOYS EXTEND NFL-RECORD WITH 25TH PLAYOFF APPEARANCE – The Cowboys extended their NFL record for postseason appearances to 25 with a 20-7 loss to Arizona in a NFC Wild Card Playoff Game at Texas Stadium on Jan. 2, 1999.

1999

COWBOYS COMEBACK – The Cowboys overcome a 21 point fourth quarter deficit and pull out an overtime win over the Washington Redskins in the season opener on Sept. 12. After the team scored 21 points in the fourth quarter to tie the game – tying the largest deficit overcome to win a game – Troy Aikman connected with Raghbir Ismail on a 76-yard bomb in overtime to provide the final margin of victory.

IRVIN RECORDS FINAL CATCH – On Oct. 10 at Veterans Stadium in Philadelphia, wide receiver Michael Irvin went across the middle and hauled in an eight-yard reception for the 750th catch of his career. The catch would be the last of his career as he suffered neck and back injuries on the play and was never able to return to the playing field. Irvin finished his career tied for 10th on the NFL's all-time reception list and was ninth all-time in receiving yards.

SELLOUT STREAK ENDS – The Dallas Cowboys NFL-record of consecutive games in front of sold out stadiums comes to an end on Dec. 24, 1999 in a Christmas Eve game against the New Orleans Saints in the Louisiana Superdome. The streak, which included home and away games, came to a halt after 160 games. It began on December 23, 1990 at Philadelphia's Veterans Stadium and included 79 straight sell-outs at Texas Stadium (including playoffs) and 81 straight sell-outs on the road (including playoffs).

AIKMAN NFL'S WINNINGEST QUARTERBACK – With eight wins in 1999, Troy Aikman became the winningest starting quarterback of any decade in NFL history with 90 wins in the 1990s. He broke the mark of 86 wins set by Joe Montana in the 1980s.

TEAM OF THE 90'S – The Cowboys close the century as the NFL's most successful team in the decade of the 1990s. From 1990 to 1999, Dallas qualified for the playoffs eight times, won six division titles, made four trips to the conference championship game and won three Super Bowls.

SMITH BECOMES NFL'S ALL-TIME LEADING POSTSEASON RUSHER – Emmitt Smith ran for 99 yards in a 27-10 loss at Minnesota in an NFC Wild Card Playoff Game on Jan. 9, 1999. The total gave Smith the NFL record with 1,586 career postseason rushing yards, moving him past Franco Harris (1,556).

2000

CAMPO NAMED HEAD COACH – Jerry Jones named Cowboys defensive coordinator Dave Campo as the fifth head coach in franchise history on Jan. 26. Campo spent the previous 11 seasons as an assistant coach in Dallas and was the defensive coordinator for the 1995 team that won Super Bowl XXX. He replaced Chan Gailey, who was fired on Jan. 11.

TOM LANDRY DIES – After a long battle with leukemia, Tom Landry died on Feb. 12 at the age of 75.

SMITH ECLIPSES 15,000 YARDS – With 150 yards rushing against Washington on Dec. 10, running back Emmitt Smith became just the third player in NFL history to rush for over 15,000 career yards, joining Walter Payton and Barry Sanders. Smith's effort also pushed him past the 1,000-yard mark for the season, marking the 10th consecutive season he has done so. Barry Sanders is the only other player to have accomplished this feat.

2001

AIKMAN RETIRES – At a press conference at Texas Stadium on April 9, quarterback Troy Aikman announced his retirement after 12 seasons with the Cowboys. Aikman departed holding or tied for 47 separate club passing records.

HAYES HONORED – Former All-Pro wide receiver Bob Hayes, the "World's Fastest Human," became the 11th member of the Ring of Honor. He was inducted during a ceremony at halftime of the San Diego game on Sept. 23.

2002

SMITH BECOMES NFL'S ALL-TIME LEADING RUSHER – On second-and-seven from the Dallas 30-yard line with 9:28 remaining in the fourth quarter against Seattle at Texas Stadium on Oct. 27, Emmitt Smith burst up the middle on an 11-yard run to become the NFL's all-time leading rusher. With that carry, he moved past Walter Payton's mark of 16,726 career rushing yards. Smith finished the day with 109 yards on 24 carries. By season's end, he had extended the record to 17,162 career rushing yards.

2003

PARCELLS BECOMES SIXTH COACH IN CLUB HISTORY – On Jan. 2, Bill Parcells was named the sixth head coach in club history, replacing Dave Campo who was fired on December 30. In 15 seasons as a head coach with the New York Giants, the New England Patriots and the New York Jets, Parcells has posted a 149-106-1 record, including victories in Super Bowls XXI and XXV with the Giants and an appearance in Super Bowl XXXI with the Patriots. His 149 career wins place him 13th in NFL history.

EMMITT SMITH RELEASED – On Feb. 27, Emmitt Smith was released after 13 seasons with the club. He departs as the NFL's all-time leading rusher and holds or is tied for 62 club records. On March 27, Smith signed a two-year contract with the Arizona Cardinals.

TEX SCHRAMM DIES – One of the founding fathers of the Dallas Cowboys, Tex Schramm died on July 15 at the age of 83.

SCHRAMM HONORED – The first president and general manager of the club, Tex Schramm became the 12th member of the Ring of Honor. He was a driving force in turning a 1960 expansion team into one of the most popular and successful sports franchises in the world. Schramm was honored during a half-time ceremony of the Philadelphia game on Oct. 12.

COWBOYS POST 10 WINS AND RETURN TO THE PLAYOFFS – The Cowboys topped the N.Y. Giants on Dec. 21 to record their 10th win of the season and secure a wild card berth in the playoffs. It was the club's 27th postseason appearance, extending their NFL record. It was also the 24th season in franchise history that the club had posted at least 10 wins, also a league record.

2004

HARRIS AND WRIGHT HONORED – Two members of the NFL's All-Decade team from the 1970s, Cliff Harris and Rayfield Wright, became the 13th and 14th members of the Ring of Honor. The duo were key members of the Cowboys teams that captured Super Bowl VI and XII titles and were both six-time Pro Bowl selections. Harris and Wright were honored during a ceremony at halftime of the N.Y. Giants game on Oct. 10.

ARLINGTON TEXAS AND THE DALLAS COWBOYS – With 55% of the vote, the citizens of Arlington, Texas, overwhelming support a stadium referendum at the polls on Nov. 2. The public-private partnership between the City of Arlington and the Dallas Cowboys will fund a retractable roof stadium with capacity for up to 90,000 people in the heart of Arlington's entertainment district. With over \$400 million committed by the team and stadium users, it will be the largest private investment in a stadium in NFL history, and the stadium will give North Texas the ability to bring major events like the Super Bowl and the NCAA Final Four to the region.

SMITH AND WOODSON RETIRE – Within one month's time, the NFL's all-time leading rusher and the Cowboys all-time leading tackler walk away from the game of football for the final time. At a December 29 press conference, Darren Woodson announced his retirement after 12 seasons with the Cowboys. Woodson departed with the club record for career tackles with 1,350. Just a few weeks later on February 3, 2005 at a press conference in Jacksonville, Florida, at Super Bowl XXXIX, Emmitt Smith announced his retirement after 13 seasons with the Cowboys and two with the Arizona Cardinals. In 15 NFL seasons he amassed league records with 18,355 rushing yards, 164 rushing touchdowns and 78 100-yard rushing games.

Cowboys Attendance Records

The Cowboys played in the Cotton Bowl (capacity 72,132 in 1970) from 1960 until Texas Stadium was opened on Oct. 24, 1971 against New England. In 1985 seats were removed from Texas Stadium to make room for 118 Crown Suites.

TOTAL ATTENDANCE

Year	Home Games (No.)	Avg.	Percent Change	Road Games (No.)	Pre-Season Games (No.)	Post-Season Games (No.)	Grand Total
1960	128,500 (6)	21,417	—	214,820 (6)	120,284 (6)	—	463,604
1961	172,000 (7)	24,571	+33.9%	251,443 (7)	97,584 (5)	—	521,027
1962	152,446 (7)	21,778	-11.4%	278,807 (7)	178,683 (5)	—	609,936
1963	188,727 (7)	26,961	+23.8%	280,062 (7)	214,290 (5)	—	683,079
1964	268,661 (7)	38,380	+42.3%	356,339 (7)	207,751 (5)	—	832,751
1965	388,912 (7)	55,559	+44.8%	366,390 (7)	199,395 (5)	65,569 (1)	1,020,266
1966	473,373 (7)	67,625	+21.7%	408,899 (7)	238,186 (5)	75,504 (1)	1,195,952
1967	460,476 (7)	65,782	-2.7%	402,843 (7)	278,511 (5)	121,647 (2)	1,263,477
1968	470,110 (7)	67,158	+2.1%	401,626 (7)	300,909 (6)	104,458 (2)	1,277,103
1969	443,352 (7)	63,336	-5.7%	434,477 (7)	384,095 (6)	100,472 (2)	1,362,396
1970	411,531 (7)	58,790	-7.2%	398,377 (7)	347,327 (6)	212,847 (3)	1,370,082
1971	466,220 (7)	66,603	+13.3%	416,043 (7)	375,250 (6)	195,716 (3)	1,454,229
1972	446,990 (7)	63,856	-4.1%	391,852 (7)	474,273 (7)	114,343 (2)	1,427,458
1973	433,030 (7)	61,861	-3.1%	423,177 (7)	355,994 (7)	128,815 (2)	1,341,016
1974	373,435 (7)	53,348	-13.8%	378,233 (7)	284,620 (6)	—	1,036,288
1975	402,294 (7)	57,471	+7.7%	404,073 (7)	273,567 (6)	211,095 (3)	1,291,029
1976	412,698 (7)	58,957	+2.6%	414,867 (7)	320,564 (6)	62,436 (1)	1,210,565
1977	432,885 (7)	61,840	+5.0%	398,486 (7)	329,549 (6)	201,288 (3)	1,362,208
1978	498,865 (8)	62,358	+0.9%	484,905 (8)	260,344 (4)	206,464 (3)	1,450,578
1979	508,965 (8)	63,621	+0.2%	488,432 (8)	268,989 (5)	64,792 (1)	1,331,178
1980	477,378 (8)	59,672	-6.2%	492,828 (8)	244,612 (4)	195,251 (3)	1,410,069
1981	511,541 (8)	63,943	+7.2%	502,392 (8)	243,849 (4)	125,373 (2)	1,383,155
1982	269,981 (5)	53,996	-15.6%	217,153 (4)	208,057 (4)	184,059 (3)	879,250
1983	505,793 (8)	63,224	+17.1%	481,230 (8)	217,621 (4)	43,521 (1)	1,248,165
1984	479,733 (8)	59,967	-5.2%	523,951 (8)	203,646 (4)	—	1,207,330
1985	478,958 (8)	59,870	-0.2%	489,913 (8)	193,795 (4)	66,351 (1)	1,229,017
1986	469,806 (8)	58,726	-1.9%	518,627 (8)	299,134 (5)	—	1,287,567
1987	344,406 (7)	49,201	-16.2%	416,141 (8)	199,327 (4)	—	959,874
1988	393,129 (8)	49,141	-0.1%	528,529 (8)	177,080 (4)	—	1,098,738
1989	418,346 (8)	52,293	+6.4%	490,586 (8)	215,219 (4)	—	1,124,151
1990	475,432 (8)	59,429	+13.7%	483,944 (8)	173,716 (4)	—	1,133,092
1991	501,901 (8)	62,738	+5.6%	537,101 (8)	219,022 (4)	140,884 (2)	1,398,908
1992	506,758 (8)	63,345	+1.0%	580,181 (8)	284,898 (5)	227,015 (3)	1,598,852
1993	510,068 (8)	63,759	+0.7%	533,380 (8)	283,409 (5)	202,509 (3)	1,529,366
1994	516,628 (8)	64,579	+1.3%	512,896 (8)	354,574 (5)	133,870 (2)	1,517,968
1995	518,167 (8)	64,771	+0.3%	518,468 (8)	305,545 (5)	205,853 (3)	1,548,033
1996	513,794 (8)	64,224	-0.8%	556,875 (8)	264,937 (5)	137,490 (2)	1,473,096
1997	511,767 (8)	63,971	-0.4%	541,187 (8)	240,871 (4)	—	1,293,825
1998	510,438 (8)	63,805	-0.3%	564,224 (8)	354,816 (5)	62,969 (1)	1,492,447
1999	513,295 (8)	64,162	+0.6%	523,375 (8)	232,646 (5)	64,056 (1)	1,333,372
2000	504,360 (8)	63,045	-1.7%	571,110 (8)	289,340 (5)	—	1,364,810
2001	505,501 (8)	63,187	+0.1%	550,712 (8)	261,647 (5)	—	1,317,860
2002	504,717 (8)	63,089	-0.1%	542,694 (8)	246,211 (4)	—	1,293,622
2003	511,244 (8)	63,903	+1.3%	560,476 (8)	195,073 (4)	73,014 (1)	1,339,787
2004	510,892 (8)	63,861	0.0%	575,112 (8)	225,759 (4)	—	1,311,763
Total	19,497,483(337)	57,586	—	20,407,226(337)	11,644,969(221)	3,728,661(54)	55,278,339

LARGEST CROWDS

HOME	
80,259	vs. Cleveland, Nov. 24, 1966
79,965	vs. St. Louis, Dec. 4, 1966
*66,689	vs. N.Y. Jets, Dec. 4, 1971
*65,180	vs. San Francisco, Nov. 12, 1995
Postseason	
75,504	vs. Green Bay, Jan. 1, 1967
*66,311	vs. San Francisco, Jan. 2, 1972
*65,135	vs. Green Bay, Jan. 14, 1996
Preseason	
78,807	vs. Green Bay, Aug. 28, 1967
*65,405	vs. Houston, Aug. 5, 1972
*63,923	vs. Denver, Aug. 21, 1994

*Texas Stadium record

†Texas Stadium record after 1985 improvements

AWAY

Regular Season	
91,505	@ L.A. Raiders, Oct. 25, 1992
90,367	@ Washington, Sept. 27, 2004
85,112	@ Washington, Dec. 2, 2001
Postseason	
84,483	@ L.A. Rams, Jan. 4, 1976
Preseason	
87,381	@ L.A. Rams, Aug. 8, 1969
NEUTRAL	
Postseason	
98,374	vs. Buffalo @ Pasadena, Jan. 31, 1993
Preseason	
112,376	vs. Houston @ Mexico City, Aug. 15, 1994
106,424	vs. N. Eng. @ Mexico City, Aug. 17, 1998

SMALLEST CROWDS

HOME	
†10,000	vs. San Francisco, Nov. 20, 1960
12,692	vs. Chicago, Nov. 18, 1962
AWAY	
4,954	vs. Minnesota, Aug. 5, 1961 in Sioux Falls, S.D.
12,370	@ N.Y. Jets, Oct. 4, 1987

†Estimated; no turnstiles in Cotton Bowl in 1960 and 1961

SELLOUT STREAKS

Longest home sellout streak – 120 straight games (began 9/9/91 vs. Washington, still active) regular season and playoffs

Last home non-sellout (regular season and playoffs) – 12/16/90 vs. Phoenix (120 straight)

Longest road sellout streak – 81 straight games (began 12/23/90 @ Philadelphia, ended 12/24/99 @ New Orleans) regular season and playoffs

Last road non-sellout (regular season and playoffs) – 10/20/02 @ Arizona (21 straight)

Longest sellout streak (home and away – regular season and playoffs) – 160 straight games (began 12/16/90 vs. Phoenix, ended 12/24/99 @ New Orleans)

Last non-sellout (regular season and playoffs) – 10/20/02 @ Arizona (42 straight)

Cowboys During the Week

The Dallas Cowboys have a tradition of showing up on the football schedule just about any day of the week. Besides the annual Thanksgiving Day games, the Cowboys have also played on Christmas Day. Besides Sundays, the Cowboys have shown up on Thursdays, Fridays, Saturdays and Mondays. When it comes to prime time, the Cowboys are also front and center on Sunday and Monday nights.

(All Games Regular Season Only Unless Indicated)

Thanksgiving Day Games (23-13-1)

Since 1966, the Cowboys have been a fixture on Thanksgiving Day, having hosted the annual contest for 38 of the last 40 years. In 1975 and 1977, the St. Louis Cardinals played host to the game in place of Dallas. In 1978, the game returned to Dallas for good. The Cowboys have posted a 23-13-1 record in the holiday classic and a 24-13 mark the following week. Here are the Cowboys' annual Thanksgiving Day results:

Date	Result	Win/Loss	TV
11/24/66	DALLAS 26, Cleveland 14	Win	CBS
11/23/67	DALLAS 46, St. Louis 21	Win	KRLD
11/28/68	DALLAS 29, Washington 20	Win	CBS
11/27/69	DALLAS 24, San Francisco 24	Tie	CBS
11/26/70	DALLAS 16, Green Bay 3	Win	CBS
11/25/71	DALLAS 28, Los Angeles 21	Win	CBS
11/23/72	San Francisco 31, DALLAS 10	Loss	CBS
11/22/73	Miami 14, DALLAS 7	Loss	
11/28/74	DALLAS 24, Washington 23	Win	CBS
11/25/76	DALLAS 19, St. Louis 14	Win	CBS
11/23/78	DALLAS 37, Washington 10	Win	
11/22/79	Houston 30, DALLAS 24	Loss	
11/27/80	DALLAS 51, Seattle 7	Win	NBC
11/26/81	DALLAS 10, Chicago 9	Win	CBS
11/25/82	DALLAS 31, Cleveland 14	Win	NBC
11/24/83	DALLAS 35, St. Louis 17	Win	CBS
11/22/84	DALLAS 20, New England 17	Win	NBC
11/28/85	DALLAS 35, St. Louis 17	Win	CBS
11/27/86	Seattle 31, DALLAS 14	Loss	NBC
11/26/87	Minnesota 44, DALLAS 38	Loss	CBS
11/24/88	Houston 25, DALLAS 17	Loss	NBC
11/23/89	Philadelphia 27, DALLAS 0	Loss	CBS
11/22/90	DALLAS 27, Washington 17	Win	CBS
11/28/91	DALLAS 20, Pittsburgh 10	Win	NBC
11/26/92	DALLAS 30, N.Y. Giants 3	Win	CBS
11/25/93	Miami 16, DALLAS 14	Loss	NBC
11/24/94	DALLAS 42, Green Bay 31	Win	FOX
11/23/95	DALLAS 24, Kansas City 12	Win	NBC
11/28/96	DALLAS 21, Washington 10	Win	FOX
11/27/97	Tennessee 27, DALLAS 14	Loss	NBC
11/26/98	Minnesota 46, DALLAS 36	Loss	FOX
11/25/99	DALLAS 20, Miami 0	Win	CBS
11/23/00	Minnesota 27, DALLAS 15	Loss	FOX
11/22/01	Denver 26, DALLAS 24	Loss	CBS
11/28/02	DALLAS 27, Washington 20	Win	FOX
11/27/03	Miami 40, DALLAS 21	Loss	CBS
11/25/04	DALLAS 21, Chicago 7	Win	FOX

Christmas Day Games (2-1)

The Cowboys have played three times on Christmas Day, twice in the regular season and once in the postseason. Here are the Cowboys' Christmas Day results:

Date	Result	Win/Loss	TV
12/25/71*	Dallas 20, MINNESOTA 12	Win	
12/25/95	Dallas 37, ARIZONA 13	Win	ABC
12/25/00	TENNESSEE 31, Dallas 0	Loss	ABC

*postseason game

Thursday Games (0-1)

Date	Result	Win/Loss	TV
10/26/78	Minnesota 21, DALLAS 10	Loss	ABC

Friday Games (0-1)

Date	Result	Win/Loss	TV
10/30/60	Philadelphia 27, DALLAS 25	Loss	
12/24/99	NEW ORLEANS 31, Dallas 24	Loss	FOX

Saturday Games (9-11)

Date	Result	Win/Loss	TV
10/24/60	Pittsburgh 35, DALLAS 28	Loss	
10/14/63	St. Louis 34, DALLAS 7	Loss	
10/12/64	St. Louis 16, DALLAS 6	Loss	
12/11/65	DALLAS 27, St. Louis 13	Win	
12/16/67	SAN FRANCISCO 24, Dallas 16	Loss	CBS
12/13/69	DALLAS 27, Baltimore 10	Win	CBS
12/12/70	CLEVELAND 6, Dallas 2	Loss	CBS
12/4/71	DALLAS 52, N.Y. Jets 10	Win	NBC
12/18/71	DALLAS 31, St. Louis 12	Win	
12/7/74	DALLAS 41, Cleveland 17	Win	NBC
12/14/74	OAKLAND 27, Dallas 23	Loss	ABC
12/13/75	DALLAS 31, Washington 10	Win	CBS
12/8/79	Dallas 24, PHILADELPHIA 17	Win	CBS
12/19/81	N.Y. GIANTS 13, Dallas 10 (OT)	Loss	CBS
12/16/89	N.Y. GIANTS 15, Dallas 0	Loss	CBS
10/31/93	Dallas 23, PHILADELPHIA 10	Win	CBS
12/18/93	DALLAS 28, N.Y. Jets 7	Win	CBS
12/10/94	Cleveland 19, DALLAS 14	Loss	NBC
12/24/94	N.Y. GIANTS 15, Dallas 10	Loss	FOX
12/21/02	Philadelphia 27, DALLAS 3	Loss	ESPN

Sunday Night Games (10-12)

Date	Result	Win/Loss	TV
10/14/79	DALLAS 30, Los Angeles 6	Win	ABC
10/26/80	DALLAS 42, San Diego 31	Win	ABC
10/18/81	DALLAS 29, Los Angeles 17	Win	ABC
10/23/83	L.A. Raiders 40, DALLAS 38	Loss	ABC
10/21/84	DALLAS 30, New Orleans 27 (OT)	Win	ABC
10/6/85	Dallas 30, N.Y. GIANTS 29	Win	ABC
12/7/86	L.A. RAMS 29, Dallas 10	Loss	ABC
11/22/87	Miami 20, DALLAS 14	Loss	ESPN
11/13/88	Minnesota 43, DALLAS 3	Loss	ESPN
11/5/89	Dallas 13, Washington 3	Win	ESPN
11/11/90	San Francisco 24, DALLAS 6	Loss	ESPN
9/22/91	Dallas 17, PHOENIX 9	Win	TNT
10/19/93	Dallas 17, PHOENIX 10	Win	TNT
9/17/95	Dallas 23, MINNESOTA 17 (OT)	Win	TNT
9/7/97	ARIZONA 25, Dallas 22 (OT)	Loss	TNT
12/27/98	DALLAS 23, Washington 7	Win	ESPN
12/5/99	NEW ENGLAND 13, Dallas 6	Loss	ESPN
9/10/00	ARIZONA 32, Dallas 31	Loss	ESPN
9/30/01	PHILADELPHIA 40, Dallas 18	Loss	ESPN
9/8/02	HOUSTON 19, Dallas 10	Loss	ESPN
11/16/03	NEW ENGLAND 12, Dallas 0	Loss	ESPN
12/05	N.Y. GIANTS 28, Dallas 0	Loss	ESPN

Monday Night Games (prior to the 1970 creation of ABC MNF) (1-2)

Date	Result	Win/Loss	TV
10/4/65	ST. LOUIS 20, Dallas 13	Loss	
10/28/68	Green Bay 28, DALLAS 17	Loss	CBS
10/27/69	DALLAS 25, New York 3	Win	CBS

Home team in CAPS

ABC Monday Night Football (38-27)

The Cowboys will be making their 66th and 67th appearance on ABC's Monday Night Football during the 2005 season. Only Miami, with 71 games entering this season, has appeared on the prime time telecast more. The Cowboys have posted a 38-27 record on Monday Night Football, including a 17-10 record at home and an 21-17 mark on the road. The 38 MNF wins are the second-most in league history behind Miami with 39. The week after playing on MNF, the Cowboys are 28-26 (five times the Cowboys final game of the season was on a Monday night and six times they followed with a bye). Here are the Cowboys ABC Monday Night Football results:

Date	Result	Win/Loss	Date	Result	Win/Loss
11/16/70	St. Louis 38, DALLAS 0	Loss	10/12/88	Dallas 17, PHOENIX 14	Win
10/11/71	DALLAS 20, N.Y. Giants 13	Win	10/3/88	NEW ORLEANS 20, Dallas 17	Loss
10/30/72	DALLAS 28, Detroit 24	Win	10/9/91	Washington 33, DALLAS 31	Loss
10/24/73	DALLAS 40, New Orleans 12	Win	10/7/92	DALLAS 23, Washington 10	Win
10/8/73	WASHINGTON 14, Dallas 7	Loss	10/5/92	PHILADELPHIA 31, Dallas 7	Loss
10/23/74	PHILADELPHIA 13, Dallas 10	Loss	12/21/92	Dallas 41, ATLANTA 17	Win
10/6/75	Dallas 36, DETROIT 10	Loss	10/6/93	WASHINGTON 35, Dallas 16	Loss
11/10/75	Kansas City 34, DALLAS 31	Loss	12/6/93	DALLAS 23, Philadelphia 17	Win
11/15/76	DALLAS 17, Buffalo 10	Win	10/19/94	Detroit 20, DALLAS 17 (OT)	Loss
11/14/77	St. Louis 24, DALLAS 17	Loss	11/7/94	DALLAS 38, N.Y. Giants 10	Win
12/12/77	Dallas 42, SAN FRANCISCO 35	Win	12/19/94	Dallas 24, NEW ORLEANS 16	Win
10/4/78	DALLAS 38, Baltimore 0	Win	10/4/95	Dallas 35, N.Y. GIANTS 0	Win
10/2/78	WASHINGTON 9, Dallas 5	Loss	11/6/95	DALLAS 34, Philadelphia 12	Win
10/24/79	CLEVELAND 26, Dallas 7	Win	12/25/95	Dallas 37, ARIZONA 13	Win
11/12/79	Philadelphia 31, DALLAS 21	Loss	10/2/96	CHICAGO 22, Dallas 6	Loss
10/8/80	Dallas 17, WASHINGTON 3	Win	10/30/96	Dallas 23, PHILADELPHIA 19	Win
12/15/80	LOS ANGELES 38, Dallas 14	Loss	11/18/96	DALLAS 21, Green Bay 7	Win
10/21/81	Dallas 35, NEW ENGLAND 21	Win	10/15/97	DALLAS 21, Philadelphia 20	Win
11/9/81	DALLAS 27, Buffalo 14	Win	10/13/97	WASHINGTON 21, Dallas 16	Loss
10/13/82	Pittsburgh 36, DALLAS 28	Loss	12/8/97	Carolina 23, DALLAS 13	Loss
12/13/82	Dallas 37, HOUSTON 7	Win	10/21/98	Dallas 31, N.Y. GIANTS 7	Win
1/3/83	MINNESOTA 31, Dallas 27	Loss	11/2/98	Dallas 34, PHILADELPHIA 0	Win
10/5/83	Dallas 31, WASHINGTON 30	Win	10/20/99	DALLAS 24, Atlanta 7	Win
12/19/83	SAN FRANCISCO 42, Dallas 17	Loss	10/18/99	N.Y. GIANTS 13, Dallas 10	Loss
9/3/84	Dallas 20, L.A. RAMS 13	Win	11/8/99	MINNESOTA 27, Dallas 17	Loss
12/17/84	MIAMI 28, Dallas 21	Loss	10/18/00	Dallas 27, WASHINGTON 21	Win
10/9/85	DALLAS 44, Washington 14	Win	12/25/00	TENNESSEE 31, Dallas 0	Loss
11/4/85	ST. LOUIS 21, Dallas 10	Loss	10/15/01	DALLAS 9, Washington 7	Win
10/8/86	DALLAS 31, N.Y. Giants 28	Win	9/15/03	Dallas 35, N.Y. GIANTS 32 (OT)	Win
10/29/86	Dallas 31, ST. LOUIS 7	Win	9/27/04	Dallas 21, WASHINGTON 18	Win
11/9/87	Washington 13, DALLAS 7	Loss	11/15/04	Philadelphia 49, DALLAS 21	Loss
11/2/87	DALLAS 33, N.Y. Giants 24	Win	12/6/04	Dallas 43, SEATTLE 39	Win
12/21/87	Dallas 29, L.A. RAMS 21	Win			

Cowboys Indoors (18-20)

The Dallas Cowboys played their first indoor football game Nov. 24, 1974 in the Houston Astrodome, posting a 10-0 win over the Oilers. Since that date, the Cowboys have gone 18-20 inside in the regular season. The club is 2-2 indoors in the postseason, with both wins coming in Super Bowls.

Dome Game Results

Atlanta Falcons (2-2)

12/21/92	Dallas 41, ATLANTA 17	Win
11/21/93	ATLANTA 27, Dallas 14	Loss
10/29/95	Dallas 28, ATLANTA 13	Win
11/11/01	ATLANTA 20, Dallas 13	Loss

Detroit Lions (4-6)

10/6/75	Dallas 36, DETROIT 10	Win
11/15/81	DETROIT 27, Dallas 24	Loss
9/15/85	DETROIT 26, Dallas 21	Loss
11/4/86	Dallas 31, Detroit 7	Win
11/8/87	DETROIT 27, Dallas 17	Loss
10/27/91	DETROIT 34, Dallas 10	Loss
11/8/92	Dallas 37, DETROIT 3	Win
1/6/02	DETROIT 15, Dallas 10	Loss
11/3/02	DETROIT 9, Dallas 7	Loss
10/19/03	Dallas 38, DETROIT 7	Win

Houston Texans (0-1)

9/8/02	HOUSTON 19, Dallas 10	Loss
--------	-----------------------	------

Indianapolis Colts (1-2)

10/10/93	Dallas 27, Indianapolis 3	Win
10/31/99	INDIANAPOLIS 34, Dallas 24	Loss
11/17/02	INDIANAPOLIS 20, Dallas 3	Loss

Minnesota Vikings (3-3)

1/3/83	MINNESOTA 31, Dallas 27	Loss
10/2/83	Dallas 37, MINNESOTA 24	Win
12/12/93	Dallas 37, MINNESOTA 20	Win
9/17/95	Dallas 23, MINNESOTA 17 (OT)	Win
11/8/99	MINNESOTA 27, Dallas 17	Loss
9/12/04	MINNESOTA 35, Dallas 17	Loss

New Orleans Saints (2-5)

9/19/76	Dallas 24, NEW ORLEANS 6	Win
10/3/88	NEW ORLEANS 20, Dallas 17	Loss
9/10/89	NEW ORLEANS 28, Dallas 0	Loss
12/19/94	Dallas 24, NEW ORLEANS 16	Win
12/6/98	NEW ORLEANS 22, Dallas 3	Loss
12/24/99	NEW ORLEANS 21, Dallas 24	Loss
12/28/03	NEW ORLEANS 13, Dallas 7	Loss

St. Louis Rams (1-0)

9/29/02	Dallas 13, ST. LOUIS 10	Win
---------	-------------------------	-----

Seattle Seahawks (2-0)

10/3/76	Dallas 28, SEATTLE 13	Win
12/4/83	Dallas 35, SEATTLE 10	Win

Tennessee Titans (3-1)

11/24/74	Dallas 10, HOUSTON 0	Win
12/13/82	Dallas 37, HOUSTON 7	Win
9/29/85	Dallas 17, HOUSTON 10	Win
11/10/91	HOUSTON 26, Dallas 23 (OT)	Loss

Postseason

Super Bowl XII - New Orleans, Superdome

1/15/78	Dallas 27, Denver 10	Win
---------	----------------------	-----

NFC Divisional Playoffs

1/5/92	DETROIT 38, Dallas 6	Loss
--------	----------------------	------

Super Bowl XXVIII - Atlanta, Georgia Dome

1/30/94	Dallas 30, Buffalo 13	Win
---------	-----------------------	-----

NFC Wild Card Game

1/9/00	MINNESOTA 27, Dallas 10	Loss
--------	-------------------------	------

Non-Traditional Playoff Games

The Cowboys have participated in a number of playoff games on days other than Sunday. Here are those results:

Date	Result	Win/Loss	TV	Date	Result	Win/Loss	TV
12/21/68	Sat. CLEVELAND 31, Dallas 20	Loss		1/22/83	Sat. WASHINGTON 31, Dallas 17	Loss	CBS
12/28/69	Fri. CLEVELAND 38, Dallas 14	Loss	CBS	12/26/83	Mon. L.A. Rams 24, DALLAS 17	Loss	CBS
12/25/71	Sat. Dallas 20, MINNESOTA 12	Win	CBS	1/4/86	Sat. L.A. RAMS 20, Dallas 0	Loss	CBS
12/23/72	Sat. Dallas 30, SAN FRAN. 28	Win	CBS	12/28/96	Sat. DALLAS 40, Minnesota 15	Win	ABC
12/26/77	Mon. DALLAS 37, Chicago 7	Win	CBS	1/2/99	Sat. Arizona 20, DALLAS 7	Loss	ABC
12/30/78	Sat. DALLAS 27, Atlanta 20	Win	CBS	1/3/04	Sat. CAROLINA 29, Dallas 10	Loss	ABC
12/2/82	Sat. DALLAS 38, Tampa Bay 0	Win	CBS				

COWBOYS OVERTIME GAMES

The Cowboys have played in 22 regular season overtime games with a record of 12-10 since the NFL adopted the extra session in 1974.

		Score by Quarters					Total	Winning Score
		1	2	3	4	OT		
<i>Sept. 28, 1975 at Texas Stadium</i>								
*St. Louis	0	3	14	14	0	—	31	DuPree 3 pass from Staubach at 7:07
DALLAS	0	7	21	3	6	—	37	
<i>Nov. 2, 1975 at RFK Stadium</i>								
*DALLAS	0	17	0	7	0	—	24	
Washington	3	7	7	7	6	—	30	Kilmer 1 run at 8:26
<i>Sept. 18, 1977 at Metropolitan Stadium</i>								
DALLAS	0	3	0	7	6	—	16	Staubach 4 run at 8:46
*Minnesota	7	0	0	3	0	—	10	
<i>Oct. 15, 1978 at Busch Stadium</i>								
*DALLAS	0	7	14	0	3	—	24	FG Septien 47 at 11:32
St. Louis	7	7	0	7	0	—	21	
<i>Dec. 19, 1981 at Giants Stadium</i>								
*DALLAS	0	0	0	10	0	—	10	
N.Y. Giants	0	0	7	3	3	—	13	FG Danelo 35 at 8:41
<i>Oct. 9, 1983 at Texas Stadium</i>								
Tampa Bay	10	0	7	7	0	—	24	
*DALLAS	7	7	3	7	3	—	27	FG Septien 42 at 10:22
<i>Oct. 21, 1984 at Texas Stadium</i>								
New Orleans	0	17	10	0	0	—	27	
*DALLAS	3	0	3	21	3	—	30	FG Septien 41 at 11:18
<i>Nov. 15, 1987 at Sullivan Stadium</i>								
*DALLAS	7	7	0	3	6	—	23	Walker 60 run at 13:10
New England	0	7	0	10	0	—	17	
<i>Nov. 26, 1987 at Texas Stadium</i>								
*Minnesota	14	7	7	10	6	—	44	Nelson 24 run at 7:09
DALLAS	0	14	10	14	0	—	38	
<i>Nov. 10, 1991 at The Astrodome</i>								
DALLAS	10	3	3	7	0	—	23	
*Houston	0	10	3	10	3	—	26	FG Del Greco 23 at 0:29
<i>Jan. 2, 1994 at Giants Stadium</i>								
DALLAS	3	10	0	0	3	—	16	FG Murray 41 at 4:16
*N.Y. Giants	0	0	10	3	0	—	13	
<i>Sept. 19, 1994 at Texas Stadium</i>								
*Detroit	3	7	7	0	3	—	20	FG Hanson 44 at 0:27
DALLAS	7	0	3	7	0	—	17	
<i>Sept. 17, 1995 at The Hubert H. Humphrey Metrodome</i>								
*DALLAS	6	3	0	8	6	—	23	Smith 31 run at 12:34
Minnesota	3	7	0	7	0	—	17	
<i>Nov. 10, 1996 at 3Com Park</i>								
*DALLAS	0	7	0	10	3	—	20	FG Boniol 29 at 8:43
San Francisco	10	0	0	7	0	—	17	
<i>Sept. 7, 1997 at Sun Devil Stadium</i>								
*DALLAS	6	13	3	0	0	—	22	
Arizona	0	7	7	8	3	—	25	FG Butler 20 at 6:30
<i>Sept. 12, 1999 at Redskins Stadium</i>								
DALLAS	7	7	0	21	6	—	41	Ismail 76 pass from Aikman at 10:51
*Washington	3	10	22	0	0	—	35	
<i>Oct. 1, 2000 at Ericsson Stadium</i>								
*DALLAS	0	10	3	0	3	—	16	FG Seder 24 at 11:08
Carolina	0	10	0	3	0	—	13	
<i>Oct. 29, 2000 at Texas Stadium</i>								
*Jacksonville	0	17	0	0	6	—	23	Whitted 37 pass from Brunell at 11:16
DALLAS	7	0	3	7	0	—	17	
<i>Nov. 5, 2000 at Veterans Stadium</i>								
DALLAS	0	7	3	3	0	—	13	
*Philadelphia	0	0	0	13	3	—	16	FG Akers 32 at 7:05
<i>Nov. 4, 2001 at Giants Stadium</i>								
*DALLAS	10	14	0	0	0	—	24	
N.Y. Giants	0	7	7	10	3	—	27	FG Anderson 42 at 7:55
<i>Oct. 20, 2002 at Sun Devil Stadium</i>								
*DALLAS	0	0	6	0	0	—	6	
Arizona	3	3	0	0	3	—	9	FG Gramatica 40 at 3:10
<i>Sept. 15, 2003 at Giants Stadium</i>								
*DALLAS	7	13	6	6	3	—	35	FG Cundiff 25 at 5:56
N.Y. Giants	7	0	7	18	0	—	32	

*Won toss to begin overtime

**The
Sidelines**





Texas Stadium

The glittering showcase of Cowboys football is Texas Stadium, a state-of-the-art modern football facility built at a cost of \$35 million in 1971. The Cowboys opened their facility on Oct. 24, 1971 with a 44-21 victory over New England. Since then, the Cowboys have posted a 192-88 record (.686) overall, including a 16-5 (.762) mark in postseason, at home. Prior to moving to Texas Stadium the Cowboys spent the 1960-71 seasons at the Cotton Bowl, where they posted a 45-33-4 record, including a 2-2 mark in postseason.

Located in the Dallas suburb of Irving, Texas Stadium has a seating capacity of 65,529 and features two Daktronics color replay screens, 380 luxury suites, three sports bars, 52 concession stands, 40 specialty stands, 86 restrooms, 115 drinking fountains and 130 acres of parking. Texas Stadium's most unique feature is the partial roof which covers fans from inclement weather, but leaves the game outdoors. Texas Stadium also boasts the luxurious Stadium Club, one of Dallas's premier locations for private parties, banquets and convention gatherings.

The Corral, outside Gate 8, features food, beverage, entertainment and large screen televisions for fan hospitality before, during and after all Cowboys home games and special events.

Complete banquet, catering and special event services are available for private groups at Texas Stadium. Information on hosting an event can be obtained by calling 972-785-4000.

Tours of Texas Stadium are available hourly Monday through Saturday from 10:00 a.m. to 3:00 p.m., and Sundays, when no events are scheduled, from 11:00 a.m. to 3:00 p.m. Call 972-785-4780 for more information.

The Cowboys souvenir shop, The Pro Shop, is also open daily on the grounds outside the stadium at Gate 8.

Texas Stadium
2401 E. Airport Freeway ★ Irving, TX 75062
972-785-4000

Cowboys Summer Training Camp

Tentative 2005 Training Camp Schedule

Friday, July 29

Noon Jerry Jones/Bill Parcells
Opening Press Conference

Saturday, July 30

9:00 a.m.-11:00 a.m. Practice
3:00 p.m.-5:00 p.m. Practice

Sunday, July 31

9:00 a.m.-11:00 a.m. Practice
3:00 p.m.-5:00 p.m. Practice

Monday, August 1

9:00 a.m.-11:00 a.m. Practice
3:00 p.m.-5:00 p.m. Practice

Tuesday, August 2

9:00 a.m.-11:00 a.m. Practice (special teams)
3:00 p.m.-5:00 p.m. Practice

Wednesday, August 3

9:00 a.m.-11:00 a.m. Practice
3:00 p.m.-5:00 p.m. Practice

Thursday, August 4

9:00 a.m.-11:00 a.m. Practice
3:00 p.m.-5:00 p.m. Practice

Friday, August 5

9:00 a.m.-11:00 a.m. Practice (special teams)
3:00 p.m.-5:00 p.m. Practice

Saturday, August 6

9:00 a.m.-11:00 a.m. Practice
3:00 p.m.-5:00 p.m. Practice

Sunday, August 7

*** PLAYERS OFF **

Monday, August 8

9:00 a.m.-11:00 a.m. Practice
3:00 p.m.-5:00 p.m. Practice

Tuesday, August 9

9:00 a.m.-11:00 a.m. Practice (special teams)
3:00 p.m.-5:00 p.m. Practice

Wednesday, August 10

9:00 a.m.-11:00 a.m. Practice
3:00 p.m.-5:00 p.m. Practice

Thursday, August 11

2:00 p.m.-4:30 p.m. Practice

Friday, August 12

9:00 a.m. Walkthrough
Depart For Arizona

Saturday, August 13

9:00 p.m. (CT) Kickoff at Arizona

Sunday, August 14

*** PLAYERS OFF **

Monday, August 15

2:00 p.m.-4:30 p.m. Practice

Tuesday, August 16

9:00 a.m.-11:00 a.m. Practice
3:00 p.m.-5:00 p.m. Practice

Wednesday, August 17

9:00 a.m.-11:00 a.m. Practice
3:00 p.m.-5:00 p.m. Practice

Thursday, August 18

2:00 p.m.-4:30 p.m. Practice

Friday, August 19

9:00 a.m.-11:00 a.m. Practice
3:00 p.m.-5:00 p.m. Practice

Saturday, August 20

9:00 a.m.-11:00 a.m. Practice
3:00 p.m.-5:00 p.m. Practice

Sunday, August 21

9:00 a.m. Walkthrough
*** BREAK CAMP ***

Depart For Seattle

Monday, August 22

7:00 p.m. (CT) Kickoff at Seattle
Return to Dallas following the game

Tuesday, August 23

*** PLAYERS OFF **



The Dallas Cowboys will open their 46th training camp on July 29 at the Marriott Residence Inn at River Ridge in Oxnard, Calif. For the second consecutive season, the team returns to its California roots as it makes preseason preparations for the 2005 season. This will mark the 30th year the Cowboys have held camp in California, but the second since 2001. The entire squad will open the 2005 training camp on Friday, July 29. The first practice session will take place on Saturday morning, July 30. Camp is set to break on Sunday, Aug. 21.

One of the annual highlights for Dallas Cowboys fans is the opportunity to visit Dallas Cowboys Training Camp. It offers a rare opportunity for Cowboys fans from all over the United States to get an "up close and personal look" at their favorite team with all practice sessions free and open to the public.

Training Camp History

June 3, 1960 – The newly formed Dallas Cowboys franchise announced that it will train at Pacific University in Forest Grove, Oregon. Rookies reported on July 9.

May 24, 1961 – Due to its proximity to their first exhibition game against Minnesota in Minneapolis, the Dallas Cowboys move training camp to St. Olaf College in Northfield, Minn. Camp opened on July 9.

June 8, 1962 – The Dallas Cowboys move their training camp site to the campus of Northern Michigan College on the shores of Lake Superior in Marquette, Mich. Rookies reported on July 13.

July 12, 1963 – Because the team played three of its first four preseason games on the west coast, the Dallas Cowboys moved training camp to California Lutheran College in Thousand Oaks, Calif. This camp, which was the first of 27 at CLC, opened on July 12.

Dec. 6, 1969 – For the first time in the 30-year history of the team, the Dallas Cowboys trained in Texas as the club announced its 1990 training camp would be held at St. Edward's University in Austin, Texas. This camp, the first of eight at St. Ed's, opened on July 22.

Feb. 17, 1998 – The Cowboys begin a four-year stay at Midwestern State University in Wichita Falls, Texas, with their 1998 camp. The first camp at Midwestern State University opened on July 16. In 2001, the Cowboys split camp between Midwestern State and the Residence Inn in Oxnard, Calif., spending two weeks at each location.

May 17, 2002 – The Cowboys continue their commitment to fans in the state of Texas by announcing the 2002 training camp will take place at the Alamodome in San Antonio, Texas. The camp, which ran for four weeks, opened on July 26. The Cowboys returned to the Alamodome again in 2003.

Oct. 24, 2003 – The Cowboys announce a return to California for training camp. For the 2004 season, the Cowboys will conduct their entire training camp in Oxnard, Calif. at the Residence Inn at River Ridge, using practice fields provided by The City of Oxnard. The Cowboys open camp on July 30.

www.dallascowboys.com

For breaking news, press releases, historical information, statistics, rosters, and more, visit the official website of the Dallas Cowboys, **www.dallascowboys.com**. Updated daily, **www.dallascowboys.com** has the most extensive information on upcoming games, including video of weekly press conferences and audio of weekly conference calls. The Cowboys website is also a great place to find information on the players and coaches, order tickets for upcoming games and order merchandise from the Cowboys Pro Shop.

Cowboys on the Road

Hotel Headquarters on the Road

Home Games

DFW Airport North Marriott(972) 929-8800

Arizona, August 13

Phoenix Airport Marriott(602) 273-7373

Seattle, August 22

Renaissance Seattle(206) 583-0300

San Diego, September 11

Hyatt Regency La Jolla(858) 552-1234

San Francisco, September 25

TBD

Oakland, October 2

TBD

Seattle, October 23

Renaissance Seattle(206) 583-0300

Philadelphia, November 14

Sofitel Philadelphia(215) 569-8300

New York Giants, December 4

TBD

Washington, December 18

TBD

Carolina, December 24

Hilton Charlotte Center City(704) 377-1500

Official Dallas Cowboys Fan Club



Official Dallas Cowboys #1 Fan Club

Be a part of the exciting action of the Dallas Cowboys all year long. The Official Dallas Cowboys #1 Fan Club offers members exclusive premium items, discounts on special items throughout the year, the *Dallas Cowboys Official Weekly*, and more. Call for more information or to join: 972-556-9978 between 2-5 p.m. (central time) Monday-Friday.

When first introduced at Texas Stadium in 1972 as a new form of entertainment for football fans, little did the Dallas Cowboys know that their cheerleaders were the start of something special, something so special, in fact, it has grown to be an international phenomenon. They initially captivated the Cowboys fans with their unique blend of glamour and dance. Then came the television viewers and the motion picture audiences. Today, crowds across America and around the world instantly recognize the women wearing the traditional star-spangled blue and white uniform as an American icon...The Dallas Cowboys Cheerleaders.

The image and style of the Cowboys Cheerleaders has had an enormous influence on entertainment in sports, but while the Cowboys Cheerleaders have been imitated throughout the sports world, no one has been able to equal their stature.

The strength of their national popularity was evident during the 1970's when two made-for-TV movies about the Cowboys Cheerleaders drew top ratings. That popularity grew through the '80's and 90's with annual ESPN Swimsuit Specials, guest appearances on Saturday Night Live, the Today Show, Late Night with David Letterman and many other television shows. More recently, the Cheerleaders had a featured role in Robert Altman's film "Dr. T and the Women" starring Richard Gere, have appeared in several national television commercials and are regularly the subject of magazine and newspaper articles.

Besides being an integral part of Cowboys games at Texas Stadium, the Cheerleaders have an ongoing demand for performances at numerous festivals, sporting events and corporate conventions around the country. They have performed alongside celebrities as diverse as Creed, Jessica Simpson, Leann Rimes, Wayne Newton, Neal McCoy, Reba McEntire, Randy Travis, Shania Twain and Clint Black at nationally televised Texas Stadium spectaculars and on stages around the world.

The Cowboys Cheerleaders also donate their time to many charitable and civic causes. Every year the Cheerleaders visit hospitals, nursing homes and schools. They perform at telethons and other fund-raising events around the United States. And they bring their special brand of goodwill and appreciation to the men and women of the American military on USO/DoD Tours in places like Korea, Iraq, Cuba, Afghanistan, Panama, Italy, the Indian Ocean, Bosnia, Kosovo and the Persian Gulf.

The Cowboys Cheerleaders annual trips every Christmas and spring have become a special tradition. Since 1979 the Cheerleaders have visited and entertained hundreds of thousands of United States soldiers, sailors, airmen and Marines all over the world on 54 USO/DoD tours. In 1997 the squad received the first-ever "Spirit of Hope Award" from the USO in recognition of distinguished service to American troops stationed overseas, they were also honored to receive the USO's 50th Anniversary Award, and in 2002 were inducted into the Veteran of Foreign Wars Hall of Fame.



Kelli McGonagill Finglass
Director



Judy Trammell
Choreographer

2005 VETERANS

Misty Cleveland5 Yrs.
Brandi Redmond5 Yrs.
Lynlee Allen4 Yrs.
Monica Cravinas4 Yrs.
Shenythia Frazier4 Yrs.
Lisa Henslin4 Yrs.
Crystal Risher4 Yrs.
Cheryl Andrews3 Yrs.

Emma Dawson3 Yrs.
Misty Duncan3 Yrs.
Tricia Adams2 Yrs.
Tavia Morris2 Yrs.
Elizabeth Davis2 Yrs.
Candice Estfan2 Yrs.
Megan Fox2 Yrs.
Becca Gambel2 Yrs.

Amberly Hix2 Yrs.
Jasmin Jones2 Yrs.
Irene Maddox2 Yrs.
Monica Moore2 Yrs.
Whitney Ott2 Yrs.
Christina Parker2 Yrs.
Leah Wilkins2 Yrs.

2005 ROOKIES

Carmen Butler
Sarah Gourley
Nicole Hamilton
Deanna Hernandez
Jennifer Hill

Chelsea Keifer
Shatera Kennedy
Taylor Miller
Justine Phillips
Andrea Richards

Cori Robinson
Melissa Rutigliano
Emily Starr Spangler
Makenzi Swicegood
Trisha Trevino

Cowboys on Radio

KLUV 98.7FM is the radio home for the Dallas Cowboys and flagship station of The Dallas Cowboys Radio Network. On Infinity's "98.7 KLUV, The Greatest Hits of the '60s & '70s," all Cowboys games are heard in brilliant digital stereo.

Brad Sham, the award-winning play-by-play Voice of the Dallas Cowboys, is celebrating his 27th season with the broadcast team. Brad is joined in the booth by former Cowboys quarterback Babe Laufenberg, who serves as color analyst. As the sideline reporter, Kristi Scales provides instant updates from the field.

KLUV pre- and post-game coverage is anchored by Wally Lynn. Former Cowboy All Pro safety Charlie Waters provides analysis during the pregame show, and former All Pro Cowboys wide receiver Drew Pearson co-hosts the postgame "Flashback" call-in show.

98.7 K[★] LUV
HOME OF THE DALLAS COWBOYS

The Dallas Cowboys Radio Network

TEXAS: Abilene KWKC 1340AM; Amarillo KGNC 710AM; Austin KZNX 1530AM; Beaumont KLVI 560AM; Belton KTON 940AM; Big Spring KBST 95.9FM; Brady KNEL 95.3FM; Brownwood KBWD 1380AM; Bryan-College Station KZNE 1150AM; Carthage KGAS 104.3FM; Comanche KCOM 1550AM; Corpus Christi KEYS 1440AM; Dallas-Fort Worth KLUV 98.7FM; Edinburg KURV 710AM; El Paso KROD 600AM; Fredricksburg KNAF 910AM; Gonzales KCTI 1450AM/106.3FM; Haskell KVRP 97.1FM/1400AM; Hereford KPAN 106.3FM/860AM; Horseshoe Bay KBEY 92.5FM; Junction KMBL 1450AM; Kerrville KERV 1230AM; Killeen KTON 940AM; Lamesa KPET 690AM; Laredo KHOY 88.1FM; Llano KBEY 92.5FM; Longview KEES 1430AM; Lubbock KUTV 950AM; Lufkin KTBQ 107.7FM; Marble Falls KBEY 92.5FM; Marshall KMHT 103.9FM; Mexia KYCX 104.9FM; Midland KHKX 99.1FM; Nacogdoches KTBQ 107.7FM; Odessa KHKX 99.1FM; Ozona KYXX 94.3FM; Palestine KNET 1450AM; Paris KITX 95.5FM; Pecos, KPTX 98.3FM; San Angelo KGKL 960AM/97.5FM; San Antonio KTSA 550AM; Sonora KHOS 92.1FM; Stamford KPAN 106.3FM/860AM; Stephenville KSTV 93.1/1510; Sulphur Springs KSST 1230; Sweetwater KXOX 1240AM; Temple KTON 940AM; Texarkana KCMC 740AM; Tyler KTBB 600AM; Uvalde KVOU 1400AM; Waco KRZX 1660AM/KRZI 1580AM; Wichita Falls KWFS 102.3FM/1290AM.

ARKANSAS: Little Rock/Conway KASR 92.7FM

LOUISIANA: Minden KASO 1240AM; Shreveport KSYB 560AM

NEW MEXICO: Albuquerque Kkob 770AM; Artesia KBIM 94.9FM; Carlsbad KBIM 94.9FM; Farmington KTRA 102.1FM; Hobbs KBIM 94.9FM; Lovington KBIM 94.9FM; Maljamar KBIM 94.9FM; Roswell KBIM 94.9FM

OKLAHOMA: Bartlesville KRIg 104.9FM; Hugo KITX 95.5FM; Oklahoma City WKY 930AM

The Dallas Cowboys Spanish Language Radio Network Cadena de Plata Radio

A tradition of Spanish-language excellence continues with Cadena de Plata, the official voice of the Vaqueros de Dallas. Throughout the great state of Texas and in principal cities in Mexico, those who enjoy the passion and drama of Español can follow Victor Villalba, Andres Arce and Luis Perez during the 2005 season.

TEXAS: Amarillo, KZIP 1310-AM; Austin, KTXZ 1560-AM; Corpus Christi, KMJR 105.5-FM; Dallas, KFLC 1270-AM; El Paso, NM, KAMA 750-AM; McAllen/Brownsville, KGBT 1530-AM; Midland/Odessa, KTXC 104.7FM; Plainview, KRIA 103.9FM; San Angelo, KSJT 107.5FM; San Antonio, KFNI 1380-AM; Tyler/Longview, KXAL 100.3FM.

NEW MEXICO: Clovis, KGRW 94.7FM; Las Cruces, KAMA 750-AM

MEXICO: Guadalajara, XEDKR 700-AM; Mexico City, XERC 97.7-FM; Monterrey, XESTN 1560-AM; Torreón, XETB 1350AM.

Cowboys on Television

Dallas Cowboys Broadcasting Network



The Dallas Cowboys Broadcasting Network is the television production and syndication unit of the Dallas Cowboys Football Club. Now in its 14th year, the

Dallas Cowboys Broadcasting Network produces and distributes some of the most-watched programs in the region – Dallas Cowboys preseason games, weekly programs and specials throughout the year. These programs are televised in Dallas/Fort Worth and over 25 other markets throughout Texas, Arkansas, Louisiana, New Mexico and Oklahoma.

The Cowboys weekly shows during the preseason and regular season keep Dallas Cowboys fans abreast of the latest Cowboys stories making news and of key issues in the National Football League:

“Cowboys Special Edition with Jerry Jones”

Cowboys owner/general manager Jerry Jones discusses the hottest topics with different members of the media. The show airs Saturdays at 6:30 p.m. from July 23, 2005 through the postseason on KTVT/CBS11 in Dallas/Fort Worth and at locally scheduled times throughout the Dallas Cowboys syndicated network.

“Cowboys Huddle”

Host Babe Laufenberg sits down with Coach Bill Parcells to give fans an inside look at the team. With regularly scheduled visits from Cowboys players and coaches, fans will be able to get a fresh perspective of the team. The show will air Sundays at 10:00 a.m. from Sept. 11, 2005 through the postseason on KTVT/CBS11 in Dallas/Fort Worth and at locally scheduled times throughout the Dallas Cowboys syndicated network.

Cadena de Plata

With its beginnings in 1995, Cadena de Plata Television, the official voice of the Vaqueros de Dallas en Español, has been a precursor in engaging the growing Spanish-speaking fan of the NFL and the Silver and Blue in the United States. Through its growing affiliate base stretching throughout Texas, New Mexico and Oklahoma, Cowboys fans who like their coverage in Spanish can participate in preseason game telecasts. Along with these preseason Spanish language game telecasts, Cadena de Plata produces four (4) one-hour specials throughout the Cowboys season.

Cowboys on Demand

Available for the first season ever, the Dallas Cowboys will produce exclusive programming available via local cable systems. This Video on Demand content will include Bill Parcells Press Conferences, Daily News Shows and interviews, making the Dallas Cowboys available 24 hours a day.

Cowboys in Print

DALLAS COWBOYS *Official* WEEKLY

Dallas Cowboys Official Weekly remains one of the largest team publications in sports with a circulation of nearly 30,000. The 30-year-old *Cowboys Weekly* reaches fans across the nation and around the world 32 times a year with action photos, game stories, inside information, profiles of players, and cheerleaders and much more.

Fans interested in subscribing to the *DCW* should call 972-556-9972 or 800-399-4465. An annual subscription, which includes free Internet access at www.dallascowboysweekly.com, for 32 issues is priced at \$39.00.

Community Outreach and the Dallas Cowboys



GENE AND JERRY JONES FAMILY DALLAS COWBOYS CHARITIES

For the past 16 years, Jerry Jones and his family have owned and operated the Dallas Cowboys with a management style that places just as much emphasis on community leadership as it does on the goal of winning the Super Bowl. The dominant theme which underscores the Cowboys role in the community is to maximize the visibility, energy and celebrity of the world's most recognizable sports franchise and use those dynamic forces as a powerful means to help others.

The results on the field have brought championships to Dallas. The results away from the field have touched the lives of thousands.

THE MISSION

"In the area of community service, our organization's mission is built upon an overall philosophy of helping those who don't have the strength, the resources or the means to help themselves," says Jones. "As a sports entity that has enjoyed unprecedented success and recognition for more than four decades, we feel a very strong obligation to transfer that championship tradition and the magic that it creates toward the bigger purpose of making a difference."

Jones enlists the talents, skills and resources of his entire family, all of the Cowboys players, and every member of the organization to provide a cutting edge approach to community outreach. "Any personal contact with an individual member of our organization can provide help for hundreds of people in need," adds Jones. "The star on the helmet can move mountains."

THE ARMY AND THE STAR

The Jones family's dynamic association with The Salvation Army is a visible example of the creative and innovative manner in which the Cowboys can make a difference in the world.

For the past eight seasons, the Jones family has dedicated the Cowboys annual Thanksgiving Day halftime show as a national showcase to kickoff The Salvation Army's annual Kettle Drive. The team's association with network television has spawned a donation of \$20 million worth of airtime to present nationally televised entertainment extravaganzas that have created a new holiday tradition.



As part of the Cowboy's commitment to youth football, Gene and Jerry Jones Family Dallas Cowboys Charities annually underwrites a one-day Coaches Clinic for 650 youth and middle school football coaches at Texas Stadium. The clinic instruction is provided by the entire Dallas Cowboys assistant coaching staff.



For the past eight years, the Dallas Cowboys have dedicated their nationally televised halftime shows, viewed by over 300 million people nationwide, to launch The Salvation Army National Red Kettle fundraising campaign which has helped raise over \$800 million dollars.

Under the direction of Charlotte Jones Anderson, the Cowboys have produced the annual half-time event and welcomed nationally renowned entertainers Reba McEntire, Randy Travis, Clint Black, Billy Gilman, Jessica Simpson, Creed, LeAnn Rimes, Toby Keith and Destiny's Child to highlight each of the Kettle Kickoff celebrations since 1997. The efforts have helped raise over \$800 million for the Army, while reaching over 300 million people nation-wide.

On the local Salvation Army front, The Gene and Jerry Jones Family Center for Children



opened in November of 1998 in conjunction with the Army. The center offers low-income families accessibility to affordable childcare programs that meet the needs of quality care and intellectual development. For 10 years, Gene and Jerry Jones served as host and underwrote the costs for the Super Lunch, a fundraising event for The Salvation Army Irving Corps Community Center and its special projects including the Family Center for Children. That event helped raise over \$1.2 million.

Gene and Jerry are members of The Salvation Army's Dallas County Board and the National Advisory Board.

The 2004 Dallas Cowboys Rookie Club joins Major William Mockabee of the Greater Metroplex Command to help load a truck full of Christmas gifts for the underprivileged as part of the Cowboys annual support of The Salvation Army Angel Tree Program.

respectively. The family was presented the Army's Partner of the Year Award in 1997 and in 1999 received the Evangeline Booth Award, one of the Army's highest national community service awards. Annually, the entire Cowboys organization supports the Army's Corporate Angel Tree Program, helping those in need during the holiday season. Individuals in the organization, including front office staff and players adopt "angels" to provide clothing and toys to underprivileged families.

The week before Thanksgiving in 2003 and 2004, Gene Jones led a group of Dallas Cowboys players and cheerleaders as they served an "early" Thanksgiving meal to 300 families receiving assistance from The Salvation Army Carr P. Collins Social Service Center.

MAGIC BY ASSOCIATION


Maximizing the "magic" of the Dallas Cowboys celebrity, and using that influence to assist others through community service, is the backbone of the organization's mission away from the field of competition. Each year, the team fulfills thousands of requests for ticket packages and autographed memorabilia items that can produce proceeds that range from \$100 to tens of thousands of dollars per donation. Non-profit player appearances for charity and "Make-A-Wish" visits are a staple item for every Cowboys player. In addition, the Gene and Jerry Jones Family Dallas Cowboys Charities is the active philanthropic arm of the organization that annually makes significant contributions to organizations on both the local and national levels. In April of 1999, Gene and Jerry Jones made a \$1 million gift to the Library of Congress for the purpose of promoting education on the national and international levels. In their continuing desire to enhance education and support young people in the community, the Jones family served as the underwriting sponsor for The Dallas Cowboys/Gene and Jerry Jones Family - Dallas Morning News All-State Scholar-Athlete Team in 2001. The program honored and provided scholarships for 12 college-bound student-athletes from across the State of Texas who distinguished themselves through academic and athletic excellence.

A wide variety of charitable efforts highlight the Jones family's continued activity in the local community. Some of those programs and events include support of


The Rise School of Dallas, a unique school for children with down syndrome; a record setting celebrity roast of Jerry Jones for St. Philips School in Dallas, a facility where the team had previously funded a new playground; the Ticket Art Program, which featured the artwork of regional children's hospital patients on the 1997 Dallas Cowboys season tickets and raised money for the children's respective hospitals; the annual Cystic



Terence Newman joins Gene Jones and several teammates for the team's annual United Way Hometown Huddle event to serve an early Thanksgiving meal to 300 men and women receiving assistance from The Salvation Army Carr P. Collins Social Service Center.



The Dallas Cowboys were host to the City of Dallas and Irving's fire-fighters at Texas Stadium for the annual MDA Fill the Boot campaign to help raise funds for the Muscular Dystrophy Association.



In the Cowboys on-going support of youth football in the community, Keyshawn Johnson spends time with 150 young football players participating in the team's complimentary 12-day Junior Player Development football camp — to rebuild youth tackle football, focusing on fundamentals and life skills — hosted at The Salvation Army Pleasant Grove.



Greg Ellis is interviewed by youth at the team's annual Kickoff Luncheon — the event serves as a major revenue producer for Happy Hill Farm Academy & Home for abused and neglected youth and home to the Dallas Cowboys Ed Block Courage House.

Fibrosis Sports Challenge hosted at Texas Stadium; support of the 2001-2005 Dallas Mayor's Summer Reading Programs; in 1998-99, the "Be Cool, Go To School" program, which rewarded Dallas city elementary schools who boasted the best attendance with a visit from a Cowboys player and team mascot Rowdy; in 2002, participation and support of The NFL Hometown Anti-Drug Challenge in cooperation with The White House Office of National Drug Control Policy, and in 2004, MDA Fill the Boot Campaign at Texas Stadium — a joint effort with the cities of Dallas and Irving and their firefighters to help raise money in the fight against Muscular Dystrophy.

Jerry Jones's passion for helping those who have been hit with adversity has inspired him to enlist the assistance of his players on several goodwill missions that have touched the hearts of those in need. The organization's presence in these areas often extends far beyond the boundaries of the Dallas-Fort Worth area. In the spring of 1997, Jones joined Cowboys Troy Aikman, Herschel Walker and Charles Haley on a relief trip to the tornado-ravaged state of Arkansas. Three years earlier, the entire World Champion Cowboys team went to the Oklahoma City bombing site within



Roy Williams poses for a photo and pre-game chat following the team's warm-up with the young man who "wished" to meet Williams and attend a Cowboys game at Texas Stadium as his "Make-A-Wish".

two weeks of the tragedy. For years, Gene and Jerry Jones have been avid supporters of the Susan G. Komen Foundation and Race for the Cure for Breast Cancer. Annually, the Cowboys participate in the Komen Dallas Race for the Cure events. Additionally, the Dallas Cowboys honored the Komen Foundation and 450 breast cancer survivors in a special halftime tribute at Texas Stadium on Oct. 24, 1999.


The Cowboys are also very active in raising a large portion of the annual funds for the Happy Hill Farm and Academy. The Dallas Cowboys Family Cookbook and the team's annual Kickoff Luncheon serve as major revenue producers for the local academy that

houses and educates abused and neglected children. The academy is also home to the Dallas Cowboys Ed Block Courage House.

Under the enthusiastic guidance of Gene Jones, who serves as a member of the board of trustees for Children's Medical Center of Dallas, the entire Cowboys team has conducted annual Christmas visits to local children's hospitals in each of the past 16 years. The holiday visitation program, which involves not only every player, but also the Dallas Cowboys Cheerleaders, now extends to five different hospitals throughout Dallas and Ft. Worth.

Over the last eight years, the Cowboys have underwritten and produced the "Dallas Cowboys Let Us Play! Sports Camp for Girls," a three-day camp for inner-city girls between the ages of 12 to 15 which encourages involvement in athletics with a focus on building character and self-esteem in at-risk youths. From 1998-2002 and 2004-2005 the team sponsored a free coaching clinic for 650 regional youth league and middle school coaches, from 14 states, who spent a day at Texas Stadium with the entire Cowboys coaching staff.

The Dallas Cowboys Rookie Club Program, launched in 2001, was designed to introduce rookie team members to the importance of community service. Over the last four years, rookie players have participated in monthly charity visits during the season to various non-profit organizations serving children and adults. Visits have included time with The Salvation Army, Children's Medical Center Dallas, Boys & Girls Clubs of Greater Dallas, The United Way of Metropolitan Dallas, ChildCareGroup, The Brady Center/Catholic Charities and Kid's Café at The Voice of Hope Ministries.



Keith Davis helps the preschoolers at ChildCareGroup carve a pumpkin for Halloween during a Rookie Club Alumni visit - The Dallas Cowboys Rookie Club introduces new players to the importance of community service.


POWERFUL PARTNERSHIP WITH THE NFL

Through national public service announcements, local promotional events and their association with the NFL, the Cowboys are responsible for \$1 million in annual support of the United Way each year. In 2003, Safety Roy Williams was selected to serve as the Cowboys NFL United Way spokesman in the league's nationally televised PSA campaign.

The inaugural NFL United Way Hometown Huddle took place in 1999 when the Dallas Cowboys and NFL players nationwide showed support in their communities. The second Annual Hometown Huddle in 2000 involved the Dallas Cowboys secondary serving lunch to the homeless and visiting with children at The Salvation Army, Carr P. Collins Social Service Center. In 2001 and 2002, the team hosted the Hometown Huddle event at their training facility, inviting 100 boys and girls to participate in a junior training camp. Playing Bingo with over 100 senior citizens was the game of choice for the 2004 Hometown Huddle event hosted by the Cowboys and the United Way of Metropolitan Dallas at the Brady Center. And, in 2005, the Cowboys, along with the United Way, served up an early Thanksgiving Day feast for 300 deserving men and women at The Salvation Army a week before the holiday.

In addition, the Cowboys and the entire NFL have formed a partnership that designates over \$1.5 million of annual support to the development of youth football programs throughout the country. Additionally, as part of the Cowboys commitment to Arlington, Texas, future home of the club's new stadium, Jerry Jones Family Charities will donate \$16.5 million to youth sports over 33 years. Local Cowboys youth football initiatives include NFL-Cowboys Flag Football leagues; NFL Punt Pass and Kick competitions; Dallas Cowboys-Gatorade Junior Training Camps at area elementary schools; Junior Player Development – a 12-session football camp to rebuild youth tackle football, focusing on fundamentals and life skills; Dallas Cowboys Coaches Clinic for 650 youth and middle school coaches; Bank of America/Dallas Cowboys High School Coach of the Week and Coach of the Year program to honor area football coaches, and award grants to high school football programs, Texas high school football playoff games and Pee Wee football games at Texas Stadium. In conjunction with the league initiatives and the community football field program, the Cowboys have made possible three new or refurbished football fields in the Dallas-Ft. Worth area including; a \$100,000 grant in 2002 to Pierce Football Field, located in Joppa, one of Dallas's most impoverished neighborhoods, a \$100,000 grant in 1999 to the St. Philips School and Community Center in South Dallas to help fund a new \$750,000 recreation center that will include a football field and in 1998, the Cowboys presented Dallas Moorland YMCA with the funding to build new football fields to support their growing youth football program.

Since 2000, the club has participated in the Dallas Cowboys Community Quarterback Award, a league-wide volunteer recognition program that donates nearly \$1 million to community organizations served by outstanding volunteers. Award recipients the last five years received a \$10,000 grant from the Gene and Jerry Jones Family Dallas Cowboys Charities donated to their charity. Grant recipients include St. Philip's School & Community Center, Texas Scottish Rite Hospital for Children, Dallas CAN! Academy, Children's Medical Center Dallas and MDA Dallas.



Head Coach Eddie Peach of Arlington Lamar High School received a \$2000 grant for his high school football program presented by Dallas Cowboys Stephen Peterman, Cheerleaders, Rowdy and Pam McQuitty on behalf of Bank of America/Dallas Cowboys Coach of the Week – designed to recognize high school head coaches for the higher standards they bring to their team, school and community.



Muscular Dystrophy Association Dallas received a \$10,000 grant from Gene and Jerry Jones Family Dallas Cowboys Charities on behalf of Jennifer Wells (center) a volunteer nominated by Carolyn Minnerly (far right), who was recognized with the 2004 Dallas Cowboys Community Quarterback Award. Panelists joining Cowboys Vice President Charlotte Anderson for the on-field presentation (left to right) are Brad Sham-Voice of the Dallas Cowboys/KLUV Radio; Calvin Hill-former Cowboy and team consultant and Babe Laufenberg – CBS11 Sports Anchor and former Cowboy.

AMBASSADORS OF GOOD CHEER

The world famous Dallas Cowboys Cheerleaders organization is completely subsidized by the club for the primary purpose of providing goodwill and a sense of caring on a local, national and international platform. Aside from their obvious presence on game days and their diligent work in local hospitals and homes for the elderly, the Dallas Cowboys Cheerleaders have now made more U.S.O. visits to U.S. military troops stationed overseas than the legendary Bob Hope.

A FAMILY PASSION

The operation of the Dallas Cowboys is a very visible family passion for Gene and Jerry Jones and their three children. Jerry Jones serves as the club's owner and general manager, while Stephen Jones-Chief Operating Officer/Executive Vice President/Director of Player Personnel, Charlotte Jones Anderson-Vice President/Director of Charities and Special Events and Jerry Jones, Jr.-Chief



Dallas Cowboys Cheerleaders pose for a photo with a U.S. soldier during one of many USO Tour meet & greet visits while overseas performing for United States Military Troops.

Sales and Marketing Officer/Vice President are all actively involved with the daily management of the club. Their shared dedication to community involvement has been a family source of pride for several years, and it extends far beyond the realm of the athletic world.

In the spring of 1998, the Jones's hosted a celebrity fundraiser at their home with Lauren Bacall as the featured guest. On that one evening, for the benefit of SMU's Meadows Foundation, the family helped produce the single largest fund raising event in University history. As a result of her efforts, the University established the Gene Jones Scholarship in her honor. More recently, the Jones Family has hosted fundraising affairs for the John Goodwin Tower Center Medal of Freedom with President George H. W. Bush and the Dallas Center for Performing Arts with Beverly Sills.

The Lone Star Chapter of the National Multiple Sclerosis Society recognized Gene and Jerry Jones as community champions in the area of philanthropy at its annual Dinner of Champions during the 2005 offseason. The honorees impact the lives of men, women and children through their service to the community and were awarded the Hope Award, the highest honor bestowed on an individual by the National MS Society in recognition of civic and community service. The chairman for the 2005 dinner was Bruce Hardy, General Manager of Texas Stadium.

Family Gateway, a Dallas community outreach organization, recognized the work of Gene and Jerry Jones in the spring of 2003 with the Annette G. Strauss Humanitarian Award. The award is given annually to recognize those who are dedicated to enhancing the well being of others, who champion causes for the betterment of individuals and by example, encourage people to do the same. In June of 2002, the Joneses were recognized as the recipients of the Children's Champion Award for Philanthropy that was presented by the Dallas for Children organization.

Gene Jones is also a current member of the executive board for the Meadows School for the Arts at Southern Methodist University, the board of directors for the John G. Tower Center for Political Studies at SMU, the executive board for the Dallas Center for Performing Arts Foundation, the advisory board for Family Gateway and the Children's Medical Center Trustees. She has previously served on the advisory board for the March of Dimes, the executive board of TACA and the executive board of the Mental Health Center. She has also been a member of the Associates of the Dallas Museum of Art.

Jerry Jones has a lifetime association with the Boys and Girls Clubs of America. In 2001, the Joneses were awarded the Chairman's Award by The Boys and Girls Clubs of America. This award is given to recognize individuals who made a positive difference in people's lives – particularly in the lives of children. The Chairman's Dinner, chaired by daughter, Charlotte Anderson, raised \$1.9 million for The Boys and Girls Clubs. Jerry currently serves as a national trustee for the Southwest region of the organization and was previously named the Man of the Year by the Boys and Girls Clubs of Little Rock, Arkansas.



Gene Jones is joined by Jason Witten and Dallas Cowboys Cheerleaders for the team's annual holiday hospital visit to Children's Medical Center Dallas to deliver Cowboys Christmas gifts to pediatric patients.



2004 Final Standings

AMERICAN FOOTBALL CONFERENCE

East Division

	W	L	T	Pct.	Pts.	OP
* New England	14	2	0	.875	437	260
* N.Y. Jets	10	6	0	.625	333	261
Buffalo	9	7	0	.563	395	284
Miami	4	12	0	.250	275	354

North Division

	W	L	T	Pct.	Pts.	OP
* Pittsburgh	15	1	0	.938	372	251
Baltimore	9	7	0	.563	317	268
Cincinnati	8	8	0	.500	374	372
Cleveland	4	12	0	.250	276	390

South Division

	W	L	T	Pct.	Pts.	OP
* Indianapolis	12	4	0	.750	522	351
Jacksonville	9	7	0	.563	261	280
Houston	7	9	0	.438	309	339
Tennessee	5	11	0	.313	344	439

West Division

	W	L	T	Pct.	Pts.	OP
* San Diego	12	4	0	.750	446	313
* Denver	10	6	0	.625	381	304
Kansas City	7	9	0	.438	483	435
Oakland	5	11	0	.313	320	442

NATIONAL FOOTBALL CONFERENCE

East Division

	W	L	T	Pct.	Pts.	OP
* Philadelphia	13	3	0	.813	386	260
N.Y. Giants	6	10	0	.375	303	347
Dallas	6	10	0	.375	293	405
Washington	6	10	0	.375	240	265

North Division

	W	L	T	Pct.	Pts.	OP
* Green Bay	10	6	0	.625	424	380
* Minnesota	8	8	0	.500	405	395
Detroit	6	10	0	.375	296	350
Chicago	5	11	0	.313	231	331

South Division

	W	L	T	Pct.	Pts.	OP
* Atlanta	11	5	0	.688	340	337
New Orleans	8	8	0	.500	348	405
Carolina	7	9	0	.438	355	339
Tampa Bay	5	11	0	.313	301	304

West Division

	W	L	T	Pct.	Pts.	OP
* Seattle	9	7	0	.563	371	373
* St. Louis	8	8	0	.500	319	392
Arizona	6	10	0	.375	284	322
San Francisco	2	14	0	.125	259	452

* Division Champion; # Wild Card Team

2004 NFL POSTSEASON AT A GLANCE

(home team in caps)

AFC Wild Card Playoff Games

New York Jets 20, SAN DIEGO 17 (OT)
INDIANAPOLIS 49, Denver 24

AFC Divisional Playoff Games

PITTSBURGH 20, New York Jets 17 (OT)
NEW ENGLAND 20, Indianapolis 3

AFC Championship Game

New England 41, PITTSBURGH 27

NFC Wild Card Playoff Games

St. Louis 27, SEATTLE 20
Minnesota 31, GREEN BAY 17

NFC Divisional Playoff Games

ATLANTA 47, St. Louis 17
PHILADELPHIA 27, Minnesota 14

NFC Championship Game

PHILADELPHIA 27, Atlanta 10

Super Bowl XXXIX at Alltel Stadium, Jacksonville, Florida

New England (AFC) 24, Philadelphia (NFC) 21

AFC-NFC Pro Bowl at Aloha Stadium, Honolulu, Hawaii

AFC 38, NFC 27



2005 NATIONAL FOOTBALL LEAGUE SCHEDULE

(All Times Local)

THURSDAY, SEPTEMBER 8 (First Weekend)

Oakland at New England 9:00

SUNDAY, SEPTEMBER 11

Houston at Buffalo 1:00
 New Orleans at Carolina 1:00
 Cincinnati at Cleveland 1:00
 Seattle at Jacksonville 1:00
 New York Jets at Kansas City 12:00
 Denver at Miami 1:00
 Tampa Bay at Minnesota 12:00
 Tennessee at Pittsburgh 1:00
 Chicago at Washington 1:00
 Green Bay at Detroit 4:15
 Arizona at New York Giants 4:15
 Dallas at San Diego 1:15
 St. Louis at San Francisco 1:15
 Indianapolis at Baltimore 8:30

MONDAY, SEPTEMBER 12

Philadelphia at Atlanta 9:00

SUNDAY, SEPTEMBER 18 (Second Weekend)

New England at Carolina 1:00
 Detroit at Chicago 12:00
 Minnesota at Cincinnati 1:00
 Pittsburgh at Houston 12:00
 Jacksonville at Indianapolis 12:00
 New York Giants at New Orleans 12:00
 San Francisco at Philadelphia 1:00
 Buffalo at Tampa Bay 1:00
 Baltimore at Tennessee 12:00
 St. Louis at Arizona 1:05
 Atlanta at Seattle 1:05
 San Diego at Denver 2:15
 Cleveland at Green Bay 3:15
 Miami at New York Jets 4:15
 Kansas City at Oakland 5:30

MONDAY, SEPTEMBER 19

Washington at Dallas 8:00

SUNDAY, SEPTEMBER 25 (Third Weekend)

(Bye: Baltimore, Detroit, Houston, Washington)

Atlanta at Buffalo 1:00
 Cincinnati at Chicago 12:00
 Tampa Bay at Green Bay 12:00
 Cleveland at Indianapolis 12:00
 Carolina at Miami 1:00
 New Orleans at Minnesota 12:00
 Jacksonville at New York Jets 1:00
 Oakland at Philadelphia 1:00
 Tennessee at St. Louis 12:00
 Dallas at San Francisco 1:05
 Arizona at Seattle 1:05
 New England at Pittsburgh 4:15
 New York Giants at San Diego 5:30

MONDAY, SEPTEMBER 26

Kansas City at Denver 7:00

SUNDAY, OCTOBER 2 (Fourth Weekend)

(Bye: Chicago, Cleveland, Miami, Pittsburgh)

Houston at Cincinnati 1:00
 Denver at Jacksonville 1:00
 Philadelphia at Kansas City 12:00
 San Diego at New England 1:00
 Buffalo at New Orleans 12:00
 St. Louis at New York Giants 1:00
 Detroit at Tampa Bay 1:00
 Indianapolis at Tennessee 12:00
 Seattle at Washington 1:00
 New York Jets at Baltimore 4:05
 Minnesota at Atlanta 4:15
 Dallas at Oakland 1:15
 San Francisco at Arizona (Mexico) 7:30

MONDAY, OCTOBER 3

Green Bay at Carolina 9:00

SUNDAY, OCTOBER 9 (Fifth Weekend)

(Bye: Kansas City, Minnesota, New York Giants, Oakland)

New England at Atlanta 1:00

Miami at Buffalo 1:00
 Chicago at Cleveland 1:00
 Baltimore at Detroit 1:00
 New Orleans at Green Bay 12:00
 Tennessee at Houston 12:00
 Tampa Bay at New York Jets 1:00
 Seattle at St. Louis 12:00
 Indianapolis at San Francisco 1:05
 Carolina at Arizona 1:15
 Philadelphia at Dallas 3:15
 Washington at Denver 2:15
 Cincinnati at Jacksonville 8:30

MONDAY, OCTOBER 10

Pittsburgh at San Diego 6:00

SUNDAY, OCTOBER 16 (Sixth Weekend)

(Bye: Arizona, Green Bay, Philadelphia, San Francisco)

Cleveland at Baltimore 1:00
 Minnesota at Chicago 12:00
 New York Giants at Dallas 12:00
 Carolina at Detroit 1:00
 Washington at Kansas City 12:00
 Atlanta at New Orleans 12:00
 Jacksonville at Pittsburgh 1:00
 Miami at Tampa Bay 1:00
 Cincinnati at Tennessee 12:00
 New York Jets at Buffalo 4:15
 New England at Denver 2:15
 San Diego at Oakland 1:15
 Houston at Seattle 5:30

MONDAY, OCTOBER 17

St. Louis at Indianapolis 8:00

SUNDAY, OCTOBER 23 (Seventh Weekend)

(Bye: Carolina, Jacksonville, New England, Tampa Bay)

Pittsburgh at Cincinnati 1:00
 Detroit at Cleveland 1:00
 Indianapolis at Houston 12:00
 Kansas City at Miami 1:00
 Green Bay at Minnesota 12:00
 San Diego at Philadelphia 1:00
 New Orleans at St. Louis 12:00
 San Francisco at Washington 1:00
 Dallas at Seattle 1:05
 Tennessee at Arizona 1:15
 Baltimore at Chicago 3:15
 Denver at New York Giants 4:15
 Buffalo at Oakland 1:15

MONDAY, OCTOBER 24

New York Jets at Atlanta 9:00

SUNDAY, OCTOBER 30 (Eighth Weekend)

(Bye: Atlanta, Indianapolis, New York Jets, Seattle)

Minnesota at Carolina 1:00
 Green Bay at Cincinnati 1:00
 Arizona at Dallas 12:00
 Chicago at Detroit 1:00
 Cleveland at Houston 12:00
 Miami at New Orleans 12:00
 Washington at New York Giants 1:00
 Jacksonville at St. Louis 12:00
 Oakland at Tennessee 12:00
 Kansas City at San Diego 1:05
 Philadelphia at Denver 2:15
 Tampa Bay at San Francisco 1:15
 Buffalo at New England 8:30

MONDAY, OCTOBER 31

Baltimore at Pittsburgh 9:00

SUNDAY, NOVEMBER 6 (Ninth Weekend)

(Bye: Buffalo, Dallas, Denver, St. Louis)

Cincinnati at Baltimore 1:00
 Tennessee at Cleveland 1:00
 Houston at Jacksonville 1:00
 Oakland at Kansas City 12:00
 Atlanta at Miami 1:00
 Detroit at Minnesota 12:00
 Chicago at New Orleans 12:00

San Diego at New York Jets	1:00
Carolina at Tampa Bay	1:00
Seattle at Arizona	2:05
New York Giants at San Francisco	1:05
Pittsburgh at Green Bay	3:15
Philadelphia at Washington	8:30

MONDAY, NOVEMBER 7

Indianapolis at New England	9:00
-----------------------------	------

SUNDAY, NOVEMBER 13 (Tenth Weekend)

(Bye: Cincinnati, New Orleans, San Diego, Tennessee)

Kansas City at Buffalo	1:00
San Francisco at Chicago	12:00
Arizona at Detroit	1:00
Houston at Indianapolis	1:00
Baltimore at Jacksonville	1:00
New England at Miami	1:00
Minnesota at New York Giants	1:00
Washington at Tampa Bay	1:00
New York Jets at Carolina	4:05
Denver at Oakland	1:05
Green Bay at Atlanta	4:15
St. Louis at Seattle	1:15
Cleveland at Pittsburgh	8:30

MONDAY, NOVEMBER 14

Dallas at Philadelphia	9:00
------------------------	------

SUNDAY, NOVEMBER 20 (Eleventh Weekend)

Tampa Bay at Atlanta	1:00
Carolina at Chicago	12:00
Indianapolis at Cincinnati	1:00
Miami at Cleveland	1:00
Detroit at Dallas	12:00
New Orleans at New England	1:00
Philadelphia at New York Giants	1:00
Arizona at St. Louis	12:00
Jacksonville at Tennessee	12:00
Oakland at Washington	1:00
Seattle at San Francisco	1:05
Pittsburgh at Baltimore	4:15
New York Jets at Denver	2:15
Buffalo at San Diego	1:15
Kansas City at Houston	7:30

MONDAY, NOVEMBER 21

Minnesota at Green Bay	8:00
------------------------	------

THURSDAY, NOVEMBER 24 (Twelfth Weekend)

Atlanta at Detroit	12:30
Denver at Dallas	3:15

SUNDAY, NOVEMBER 27

Carolina at Buffalo	1:00
Baltimore at Cincinnati	1:00
St. Louis at Houston	12:00
New England at Kansas City	12:00
Cleveland at Minnesota	12:00
Chicago at Tampa Bay	1:00
San Francisco at Tennessee	12:00
San Diego at Washington	1:00
Jacksonville at Arizona	2:05
Miami at Oakland	1:05
Green Bay at Philadelphia	4:15
New York Giants at Seattle	1:15
New Orleans at New York Jets	8:30

MONDAY, NOVEMBER 28

Pittsburgh at Indianapolis	9:00
----------------------------	------

SUNDAY, DECEMBER 4 (Thirteenth Weekend)

Houston at Baltimore	1:00
Atlanta at Carolina	1:00
Green Bay at Chicago	12:00
Jacksonville at Cleveland	1:00
Minnesota at Detroit	1:00
Tennessee at Indianapolis	1:00
Buffalo at Miami	1:00
Tampa Bay at New Orleans	12:00
Dallas at New York Giants	1:00
Cincinnati at Pittsburgh	1:00
Washington at St. Louis	3:05
Arizona at San Francisco	1:05
Denver at Kansas City	3:15
New York Jets at New England	4:15
Oakland at San Diego	5:30

MONDAY, DECEMBER 5

Seattle at Philadelphia	9:00
-------------------------	------

SUNDAY, DECEMBER 11 (Fourteenth Weekend)

New England at Buffalo	1:00
Tampa Bay at Carolina	1:00
Cleveland at Cincinnati	1:00
Indianapolis at Jacksonville	1:00
St. Louis at Minnesota	12:00
Oakland at New York Jets	1:00
Chicago at Pittsburgh	1:00
Houston at Tennessee	12:00
Washington at Arizona	2:05
New York Giants at Philadelphia	4:05
San Francisco at Seattle	1:05
Kansas City at Dallas	3:15
Baltimore at Denver	2:15
Miami at San Diego	1:15
Detroit at Green Bay	7:30

MONDAY, DECEMBER 12

New Orleans at Atlanta	9:00
------------------------	------

SATURDAY, DECEMBER 17 (Fifteenth Weekend)

Tampa Bay at New England	1:30
Kansas City at New York Giants	5:00
Denver at Buffalo	8:30

SUNDAY, DECEMBER 18

Arizona at Houston	12:00
San Diego at Indianapolis	1:00
San Francisco at Jacksonville	1:00
New York Jets at Miami	1:00
Pittsburgh at Minnesota	12:00
Carolina at New Orleans	12:00
Seattle at Tennessee	12:00
Dallas at Washington	1:00
Cincinnati at Detroit	4:05
Cleveland at Oakland	1:05
Philadelphia at St. Louis	3:15
Atlanta at Chicago	7:30

MONDAY, DECEMBER 19

Green Bay at Baltimore	9:00
------------------------	------

SATURDAY, DECEMBER 24 (Sixteenth Weekend)

Dallas at Carolina	1:00
Buffalo at Cincinnati	1:00
Pittsburgh at Cleveland	1:00
Jacksonville at Houston	12:00
San Diego at Kansas City	12:00
Tennessee at Miami	1:00
Detroit at New Orleans	12:00
San Francisco at St. Louis	12:00
Atlanta at Tampa Bay	1:00
New York Giants at Washington	1:00
Philadelphia at Arizona	2:05
Oakland at Denver	2:15
Indianapolis at Seattle	1:15

SUNDAY, DECEMBER 25

Chicago at Green Bay	4:00
Minnesota at Baltimore	8:30

MONDAY, DECEMBER 26

New England at New York Jets	9:00
------------------------------	------

SATURDAY, DECEMBER 31 (Seventeenth Weekend)

Denver at San Diego	1:30
New York Giants at Oakland	5:00

SUNDAY, JANUARY 1

Carolina at Atlanta	1:00
Baltimore at Cleveland	1:00
Arizona at Indianapolis	1:00
Cincinnati at Kansas City	12:00
Chicago at Minnesota	12:00
Miami at New England	1:00
Buffalo at New York Jets	1:00
Detroit at Pittsburgh	1:00
New Orleans at Tampa Bay	1:00
Tennessee at Jacksonville	4:05
Houston at San Francisco	1:05
Seattle at Green Bay	3:15
Washington at Philadelphia	4:15
St. Louis at Dallas	7:30



Winning on your own terms can turn lives around.

In work and play, success comes to those who give everything they've got. In that spirit, Bank of America is proud to be the Official Bank of the Dallas Cowboys.

Visit us at www.bankofamerica.com.



Bank of America, N.A. Member FDIC.
©2005 Bank of America Corporation.
SPT-107-AD

Bank of America




The Official Bank of the Dallas Cowboys



THE TASTE OF A COWBOYS TAILGATE

1 TEAM
4 HARD-HITTING QUARTERS
30 POUNDS OF ICE
50 POUNDS OF BARBECUE
53 HUNGRY PLAYERS
65,600 SCREAMING FRIENDS
AND PLENTY OF MILLER LITE
THE STAR OF THE TAILGATE

WITH MORE TASTE AND HALF THE CARBS OF BUD LIGHT,
MILLER LITE IS THE TOAST OF ANY COWBOYS TAILGATE.*



GREAT TASTE. LESS FILLING.® MILLER LITE

OFFICIAL BEER SPONSOR
OF THE
COWBOYS

Miller
Good call.

*Miller Lite has approximately 170 calories, 100 carbs, 3.2g protein, 47g protein, 0.1g fat, and 10g sugar per 12 oz. serving. © 2005 Miller Brewing Co. All rights reserved.

Live Responsibly.®
©2005 Miller Brewing Co. All rights reserved.