


2020 TAMPA BAY RAYS
POSTSEASON GUIDE

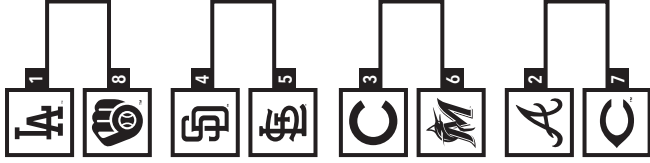
TB



20  20
AL EAST
DIVISION
CHAMPS


POSTSEASON²⁰

NL
WILD CARD
SERIES




HIGHER SEED
IS HOME TEAM
BEST OF 3

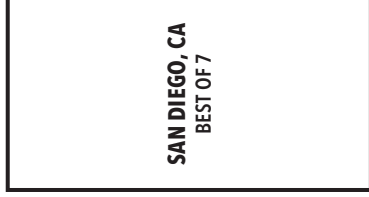
NLDS



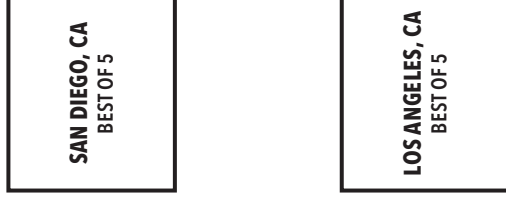
NLCS



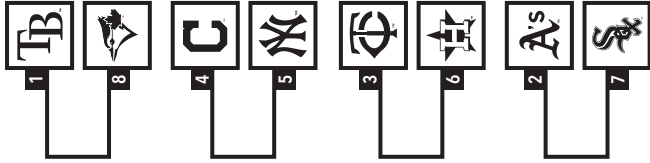
ALCS



ALDS



AL
WILD CARD
SERIES



HIGHER SEED
IS HOME TEAM
BEST OF 3

WORLD²⁰ SERIES

TABLE OF CONTENTS

SEASON REVIEW 4

Season Review	4
Rays Season Day-by-Day	7
Year-by-Year Comparison	8
Season Highs	10
Players Used	11
Statistical Breakdown	12
Transactions	16

FIELD STAFF & PLAYER BIOS 19

Cash, Kevin	19
Boroski, Stan	23
Erlchman, Jonathan	24
Hoover, Paul	25
Linares, Rodney	26
Mottola, Chad	27
Quatraro, Matt	28
Snyder, Kyle	29
Timmons, Ozzie	30
Postseason Player Pool	31
How the Rays Were Built	32
Adames, Willy	33
Anderson, Nick	36
Arozarena, Randy	39
Brosseau, Mike	42
Castillo, Diego	45
Choi, Ji-Man	48
Curtiss, John	52
Diaz, Yandy	55
Drake, Oliver	58

Fairbanks, Pete	61
Fleming, Josh	64
Glasnow, Tyler	66
Kiermaier, Kevin	69
Loup, Aaron	73
Lowe, Brandon	76
Lowe, Nate	79
Margot, Manuel	82
Meadows, Austin	85
Morton, Charlie	88
Perez, Michael	93
Renfro, Hunter	96
Snell, Blake	99
Thompson, Ryan	102
Tsutsugo, Yoshi	104
Wendle, Joey	106
Yarbrough, Ryan	109
Zunino, Mike	112

OTHER RAYS USED 115

Alvarado, José	115
Beeks, Jalen	116
Chirinos, Yonny	117
García, Édgar	118
Gilmartin, Sean	119
Kittredge, Andrew	120
O'Grady, Brian	121
Phillips, Brett	122
Reed, Cody	123
Richards, Trevor	124
Roe, Chaz	125

Sherriff, Ryan	126
Slegers, Aaron	127
Smith, Kevan	128
Other Eligible Players	129

RAYS STATISTICS 130

Final Statistics	130
Starting Pitchers	131
Home Run Log	134
Batting Splits	136
Pitching Splits	138
Pitchers vs. Batters	139
Fielding Statistics	140
At Home	141
On the Road	142
RISP	143
Bases Loaded	144
vs. Left-handers	145
vs. Right-handers	146

OPPONENTS 147

GAME SUMMARIES 159

POSTSEASON HISTORY 179

TROPICANA FIELD & MISC. 208

The 2020 Rays Postseason Guide was published by the Rays Communications department: Dave Haller, Ryan Sheets, Craig Vanderkam, Karly Fisher and Alex Kryah. Layout and design by Erik Ruiz. Additional data provided by Stats LLC, the Elias Sports Bureau and Baseball Reference. Front cover photos by Maddie Meyer / Getty Images; Todd Kirkland / Getty Images; Will Vragovic / Tampa Bay Rays. Back cover photos by Mike Carlson / Getty Images; Douglas P. DeFelice / Getty Images; Will Vragovic / Tampa Bay Rays.



SEASON REVIEW

POSTSEASON BOUND

The Rays clinched the AL East title for the first time in 10 years and third time in club history (2010, 2008)...the Rays made the postseason for a second straight season and sixth time in club history...this is the second time the Rays made the postseason in back-to-back seasons (2010-11).

- The Rays clinched a postseason spot on Sep 17, won the AL East on Sep 23 and secured the No. 1 seed on Sep 26...this is the second time in club history the Rays finished with the best record in the AL, following 2010 (96-66)...the Rays ended the season having held sole possession of the AL's No. 1 seed for 10 consecutive days and for 22 of 29 days beginning on Aug 30.
- The Rays have reached the postseason six times since 2008, an achievement topped by only three clubs—the Dodgers (10), Yankees (9) and Cardinals (8)—and matched by four others (Athletics, Braves, Cubs, Red Sox)...the Rays are seeking their sixth trip to the Division Series since 2008, a feat matched by only the Dodgers (seeking a 10th), Cardinals (seeking eighth), Yankees (seeking eighth) and Red Sox (6).
- The Rays and Diamondbacks are the majors' youngest franchises, joining the league in 1998, and each have been to the postseason six times in their first 23 seasons (26.1 pct.)...only the Yankees, who have gone in 56 of 118 seasons (47.5 pct.), have reached the postseason at a higher rate...the only franchise with more postseason appearances in their first 23 seasons of existence was the Royals (7)...the Rays and Diamondbacks have matched or exceeded the number of postseason appearances of five older franchises: the Nationals/Expos (six in 52 seasons), Padres (six in 52), Rockies (five in 28), Mariners (four in 44) and Marlins (three in 28).
- Over the past 10 full-length seasons (2010-19), seven teams won at least 40 of their first 60 games as the Rays (and Dodgers) just did...all seven of them finished with at least 100 wins and three of them won the World Series: 2018 Red Sox, 2017 Astros and 2016 Cubs.
- The Rays won their last 4 games, went 9-2 in their last 11 games and 12-4 in their last 16 games to finish the season at a season-high 20 games over .500...the Rays went 21-9 in their last 30 games, 28-11 in their last 39 games and 34-12 in their last 46 games after a 6-8 start.
- The Rays went 21-9 (.700) against teams that finished .500 or better, best in the majors.
- The Rays only lost once in their last 16 series (11-1-4) beginning on Aug 4...the Rays only had two losing streaks all season: July 29-Aug 2 (5) and Sep 7-10 (3)...aside from that, they didn't lose back-to-back games on any other occasion.
- The Rays trailed in 40 of their 60 games but had 20 come-from-behind wins, most in the AL and 2nd in the majors behind the Padres (22).

BEASTS OF THE EAST

The Rays won the AL East by 7 games over the Yankees, matching the Athletics for the largest cushion for a division winner in 2020...prior to this season, the largest divisional lead in franchise history was 6 games through May 23, 2010.

- The Rays went 27-13 (.675) against the AL East, the best intradivision winning pct. in club history...the Rays won the season series against all four AL East teams for the second time (2010).
- The Rays were a season-high 4.5 GB of the Yankees through Aug 5, but after that the Rays went 35-13 and the Yankees went 24-25.
- The Rays claimed sole possession of first place in the AL East on Aug 22 and ended the season on a run of 37 consecutive days alone in first.

HOW THEY GOT HERE

The Rays went 40-20 (.667), finishing the season with the best winning pct. in club history, ahead of their 97-65 (.599) mark in 2008...albeit in a shortened season, the Rays won two-thirds of their games—a benchmark reached by only seven other teams in the last 50 seasons: 2020 Dodgers (.717), 2018 Red Sox (.667), 2001 Mariners (.716), 1998 Yankees (.704), 1995 Indians (.694), 1986 Mets (.667) and 1975 Reds (.667)...five of the past six reached the World Series, and four of those six won it.

ABOUT THE OFFENSE

The Rays averaged 4.82 R/G, their highest since 2010 (4.95)...they finished among AL leaders with 197 XBH (2nd), 105 2B (2nd), 12 3B (tied for 1st), 243 BB (2nd) and 48 SB (4th)...the Rays led the AL in runs as late as the end of play on Sep 2.



- From Aug 12 through season's end, the Rays ranked 3rd in the AL with 66 HR behind the White Sox (73) and Blue Jays (72)—they were tied for 25th in the majors and ranked 13th in the AL with 14 HR through Aug 11...the Rays hit multiple homers in 22 of their last 42 games, after doing it only twice in their first 18 games.
- The Rays had 18 different players with a homer, most in the majors...the Rays were held without a homer 19 times but went 14-5 (.737) in those games, the highest winning pct. since the 1906 Cubs went 99-34 (.744) in homerless games... their 14 wins without the benefit of a homer were the most in the majors, ahead of the Indians (11) and Nationals (11).
- The Rays offense struck out a major-league-most 608 times, ahead of the Brewers (582)... this included double-digit strikeouts in seven consecutive games to end the season and 18 of their last 25 games beginning on Aug 31.
- The Rays were successful on 84.2 pct. of their stolen base attempts, 4th in the majors and a club record over 2010 (.785)...from Aug 23 through the end of the season, the Rays led the majors with 38 SB, ahead of the Royals (31), and were caught only six times over that stretch.
- The Rays were one of three teams (Brewers, Reds) without a sacrifice bunt...prior to 2020, no team ever went all season without one.
- The Rays hit .244 (117-for-480) with RISP, 8th-lowest in the majors, and an AL-low .207 (52-for-251) from Aug 24 through season's end.
- The Rays used 59 different batting orders in 60 games, and the only one they used twice had two players at different defensive positions.
- On Sep 11 vs. BOS, the Rays were the first team in modern baseball history (since 1900) to start nine left-handed batters, according to the Elias Sports Bureau...the official Rays lineup card from that game was donated to the National Baseball Hall of Fame in Cooperstown, N.Y.

PITCHING PROPERLY

The Rays ranked 3rd in the majors with a 3.56 ERA behind the Dodgers (3.02) and Indians (3.29)... this was the second consecutive season the Rays finished among the majors' top three in ERA, and fourth straight season they finished among the top ten...beginning on Aug 18, the Rays lowered their season ERA from 4.28 to 3.56, improving their major league rank from 16th to 3rd in the process.

- No Rays pitcher qualified for the ERA leaderboard...Tyler Glasnow led the club with 57.1 IP... the Rays, Braves and Dodgers all won their divisions without a qualifying pitcher...prior to this season, the only teams in major league history to win a division without a qualifying pitcher were the 2018 Dodgers (won NL pennant) and 2017 Astros (won World Series).
- The Rays ranked 7th in the majors and 3rd in the AL in starter ERA (3.77)...they ranked 3rd in the majors in bullpen ERA (3.37) behind the Athletics (2.72) and Dodgers (2.74)...the Rays bullpen ranked 3rd in the majors with 269.2 IP.
- Rays starters completed 6 IP only nine times, tied with the Tigers and Red Sox—two teams that finished 23-35 and 24-36, respectively—for fewest in the majors.
- The Rays used 12 starting pitchers, tied for 4th in the majors behind the Red Sox (16), Braves (14) and Marlins (13)...this tied 2018 for the most in franchise history through 60 games.
- The Rays used an opener to start seven times, including four times in the last 13 games, and went 6-1 (.857) when doing so...including post-season, since the debut of the opener on May 19, 2018 at LAA, the Rays have used one 106 times and have gone 65-41 (.613) in those games.
- On July 27 vs. ATL, Rays pitchers recorded 19 SO, setting a franchise record for a 9-inning game...the Rays finished one shy of tying the major league record for a 9-inning game.

SAVE SAVVY

The Rays had 12 pitchers with a save, tying the major league record set by the 1973 Rangers... saves became an official stat in 1969, but even when retroactively applied the only other teams to have 12 pitchers with one were the 1961 A's and 1959 A's...the Rays had a 12th pitcher record a save in their 53rd game, while the 1973 Rangers had their 12th pitcher get one in their 148th game.

- The 1973 Rangers went 57-105 (.352) in their second year in Arlington, moving after 11 seasons as the Washington Senators (1961-71)...they used 12 pitchers to record 27 saves, and were credited a save in 16.7 pct. of their games...the 2020 Rays used 12 pitchers to record 23 saves and had one in 38.3 pct. of their games.

CLOSE SHAVES

The Rays played 33 games decided by 2 runs (or fewer), tied with the Astros and Blue Jays for most



in the majors...the Rays went 23-10 (.697) in those games, the best winning pct. in the majors.

- ♦ The Rays were a major-league-best 14-5 (.737) in 1-run games (10-2 at home, 4-3 on the road), and went 13-3 (.813) beginning on Aug 7.

KING OF THE ROAD

The Rays went 20-11 (.645) on the road, best in the AL and 2nd in the majors behind the Dodgers (22-8)...their 47 HR on the road ranked 4th in the majors and 2nd in the AL...the Rays went 0-5 on their first trip to Atlanta (0-2) and Baltimore (0-3) but after that were 20-6 (.769) on the road, best in the majors from Aug 10 through season's end.

- ♦ After being swept by the Orioles, the Rays went 15-3 (.833) against the AL East on the road.
- ♦ The Rays went 9-3 in the state of New York this season, going 5-1 at Yankee Stadium, 2-1 at Sahlen Field and 2-1 at Citi Field.
- ♦ The Rays went 9-1 from Aug 10-20 on their season-high 10-game road trip to Boston (4-0), Buffalo (2-1) and New York (3-0)...the 9-1 road trip tied April 12-22, 2010 at BAL/BOS/CWS for the best 3-city trip in franchise history...according to Stats LLC, the Rays became the fifth team in major league history to sweep series of 3 games (or more) at both Fenway Park and Yankee Stadium on the same road trip, joining the 1990 Athletics, 1971 Athletics, 1965 Orioles and 1953 White Sox.
- ♦ The Rays swept the Red Sox from Aug 10-13, outscoring them, 42-22...in the sweep, the Rays set single-series franchise records with 42 runs, 59 hits and 24 XBH...the 42 runs tied the 1978 Yankees for the most by a visiting team in a 4-game series at Fenway Park.
- ♦ Over the last two seasons, the Rays are 68-44 (.607) on the road, 3rd in the majors over that stretch behind the Dodgers and Twins.

HOME SWEET HOME

The Rays went 20-9 (.690) at home, 5th in the majors...they won in walk-off fashion four times, tied for 2nd in the majors behind the Athletics (6)...the Rays went 6-0-4 in home series and are 11-0-4 in home series dating back to Aug 30, 2019.

- ♦ The Rays are 35-11 (.761) in their last 46 home games since Aug 21, 2019, the best home winning pct. in the majors over that stretch.

- ♦ The Rays haven't lost back-to-back home games since Aug 19-20, 2019 vs. SEA.

NO EXCUSES

Excluding the COVID-19 Related IL, 15 different players totaled 16 stints on the injured list...this included three from their season-opening starting rotation (Chirinos, Morton, Yarbrough), seven of their planned Opening Day bullpen (Alvarado, Anderson, Beeks, Drake, Kittredge, Poche, Roe) and four starting position players (Choi, Diaz, Meadows, Zunino)...the Rays injured list peaked at 13 players on Sep 1 at NYY, tying the single-game club record...from Aug 9-Sep 1, their injured list grew from four to 13 players—and they went a major-league-best 18-4 (.818) over that stretch.

SHORTENED SEASONS

As a result of the COVID-19 pandemic, first pitch on Opening Day (July 24 vs. TOR) came 134 days, 2 hours and 7 minutes after the final out was recorded in the club's last game against an opponent (Grapefruit League game on March 12 vs. PHI)...their Opening Day took place 288 days after their 2019 season ended in the Division Series.

- ♦ Major League Baseball announced an abbreviated 60-game format for the 2020 season on June 23 and released the modified schedule on July 6...MLB designed the 2020 schedule to include 40 games within the division and 20 interleague games against the corresponding geographical division.
- ♦ Major League Baseball officially opened the season on July 23, ending a stretch of 266 days without a regular season or postseason game...this was the longest drought in major league history, according to Stats LLC, passing the 256 days between games in 1994-95 (players' strike).
- ♦ In modern baseball history (since 1901), there have been six other seasons shortened for a variety of reasons...these came in 1918 (World War I), 1919 (World War I, Spanish Flu), 1972 (players' strike), 1981 (players' strike), 1994 (players' strike) and 1995 (players' strike).



DAY-BY-DAY

#	GAME	FINAL	WINNER	LOSER	SAVE	W-L	POS. GA/GB
1	7/24 vs. TOR	L, 4-6	Romano (1-0)	Morton (0-1)	Giles (1)	0-1	T-4/-1.0
2	7/25 vs. TOR	W, 4-1	Yarbrough (1-0)	Gaviglio (0-1)	Drake (1)	1-1	T-1/--
3	7/26 vs. TOR	W, 6-5 (10)	Roe (1-0)	Yamaguchi (0-1)	--	2-1	T-1/+1.0
4	7/27 vs. ATL	W, 14-5	Castillo (1-0)	Foltynewicz (0-1)	--	3-1	1/+0.5
5	7/28 vs. ATL	W, 5-2	Fairbanks (1-0)	Wright (0-1)	Drake (2)	4-1	1/+1.0
6	7/29 at ATL	L, 4-7	O'Day (1-0)	Drake (0-1)	Melancon (1)	4-2	T-1/--
7	7/30 at ATL	L, 1-2	Fried (1-0)	Yarbrough (0-1)	Melancon (2)	4-3	2/-1.0
8	7/31 at BAL	L, 3-6	Fry (1-0)	Fairbanks (1-1)	Sulser (2)	4-4	T-2/-2.0
JULY 4-4 (4-1 Home, 0-3 Road)							
9	8/1 at BAL	L, 4-5 (11)	Lakins (1-0)	Drake (0-2)	--	4-5	T-3/-3.0
10	8/2 at BAL	L, 1-5	Phillips (1-0)	Beeks (0-1)	Sulser (3)	4-6	4/-4.0
	8/3 - OFF (1)					4-6	4/-4.5
11	8/4 vs. BOS	W, 5-1	Morton (1-1)	Eovaldi (1-1)	Anderson (1)	5-6	3/-4.0
12	8/5 vs. BOS	L, 0-5	Pérez (2-1)	Yarbrough (0-2)	--	5-7	4/-4.5
	8/6 vs. NYY - Rescheduled for August 8 (Schedule change due to COVID-19 pandemic)					5-7	T-2/-4.0
13	8/7 vs. NYY	W, 1-0	Roe (2-0)	Ottavino (2-1)	--	6-7	T-2/-3.0
14	8/8 vs. NYY (1)	L, 4-8	Green (2-0)	Glasnow (0-1)	--	6-8	3/-4.0
15	8/8 vs. NYY (2)	W, 5-3	Fairbanks (2-1)	King (0-1)	Anderson (2)	7-8	3/-3.0
16	8/9 vs. NYY	W, 4-3	Thompson (1-0)	Britton (0-1)	--	8-8	T-2/-2.0
17	8/10 at BOS	W, 8-7	Loup (1-0)	Springs (0-1)	Kittredge (1)	9-8	2/-1.5
18	8/11 at BOS	W, 8-2	Curtiss (1-0)	Pérez (2-2)	--	10-8	2/-1.5
19	8/12 at BOS	W, 9-5	Snell (1-0)	Godley (0-2)	--	11-8	2/-1.5
20	8/13 at BOS	W, 17-8	Beeks (1-1)	Hart (0-1)	Banda (1)	12-8	2/-1.0
21	8/14 at TOR	L, 4-12	Font (1-1)	Thompson (1-1)	--	12-9	T-2/-2.0
	8/15 at TOR - Game suspended with Rays leading, 1-0, in bottom of 4th					12-9	3/-2.5
22	8/15 at TOR	W, 3-2	Loup (2-0)	Romano (1-1)	Anderson (3)	13-9	T-2/-2.0
23	8/16 at TOR	W, 7-5 (8)	Loup (3-0)	Font (1-2)	Slegers (1)	14-9	2/-2.0
	8/17 - OFF (2)					14-9	2/-2.5
24	8/18 at NYY	W, 6-3	Snell (2-0)	Tanaka (0-1)	Roe (1)	15-9	2/-1.5
25	8/19 at NYY	W, 4-2	Fairbanks (3-1)	Britton (0-2)	Beeks (1)	16-9	2/-0.5
26	8/20 at NYY	W, 10-5	Castillo (2-0)	Ottavino (2-2)	--	17-9	1/+0.5
27	8/21 vs. TOR	L, 5-6 (10)	Hatch (1-1)	Loup (3-1)	Romano (1)	17-10	T-1/--
28	8/22 vs. TOR	W, 2-1 (10)	Banda (1-0)	Bass (1-1)	--	18-10	1/+0.5
29	8/23 vs. TOR	W, 5-4	Fleming (1-0)	Borucki (1-1)	Curtiss (1)	19-10	1/+1.0
30	8/24 vs. TOR	L, 4-6	Hatch (2-1)	Loup (3-2)	Romano (2)	19-11	1/+0.5
31	8/25 vs. BAL	W, 4-2	Glasnow (1-1)	Milone (1-4)	García (1)	20-11	1/+1.0
32	8/26 vs. BAL	W, 4-3	Sherriff (1-0)	Givens (0-1)	Castillo (1)	21-11	1/+2.5
	8/27 vs. BAL - PPD (1) - Social Injustice - Rescheduled for Sep 17					21-11	1/+2.5
33	8/28 at MIA	W, 2-0	Fairbanks (4-1)	Bleier (1-1)	Castillo (2)	22-11	1/+4.0
34	8/29 at MIA	W, 4-0	Fleming (2-0)	López (3-2)	--	23-11	1/+4.0
35	8/30 at MIA	W, 12-7	Snell (3-0)	Alcantara (1-1)	--	24-11	1/+3.5
36	8/31 at NYY	W, 5-3	Glasnow (2-1)	Cole (4-2)	Castillo (3)	25-11	1/+4.5
AUGUST 21-7 (8-4 Home, 13-3 Road)							
37	9/1 at NYY	L, 3-5	Tanaka (1-1)	Thompson (1-2)	Chapman (1)	25-12	1/+3.5
38	9/2 at NYY	W, 5-2	Curtiss (2-0)	Montgomery (2-2)	--	26-12	1/+4.5
	9/3 - OFF (3)					26-12	1/+5.0
39	9/4 vs. MIA	W, 5-4	Fleming (3-0)	López (3-3)	Anderson (4)	27-12	1/+5.5
40	9/5 vs. MIA	L, 3-7	Alcantara (2-1)	Snell (3-1)	Kintzler (9)	27-13	1/+5.5
41	9/6 vs. MIA	W, 5-4 (10)	Curtiss (3-0)	Kintzler (1-3)	--	28-13	1/+5.5
42	9/7 at WAS	L, 1-6	Scherzer (4-2)	Morton (1-2)	--	28-14	1/+4.5
43	9/8 at WAS	L, 3-5	Sánchez (2-4)	Yarbrough (0-3)	Hudson (9)	28-15	1/+3.5
	9/9 - OFF (4)					28-15	1/+4.0



#	GAME	FINAL	WINNER	LOSER	SAVE	W-L	POS. GA/GB
44	9/10 vs. BOS	L, 3-4	Weber (1-2)	Fairbanks (4-2)	Barnes (5)	28-16	1/+3.5
45	9/11 vs. BOS	W, 11-1	Snell (4-1)	Hall (0-3)	--	29-16	1/+4.5
46	9/12 vs. BOS	W, 5-4	Glasnow (3-1)	Walden (0-2)	Castillo (4)	30-16	1/+4.5
47	9/13 vs. BOS	L, 3-6	Pérez (3-4)	Fairbanks (4-3)	Barnes (6)	30-17	1/+3.5
	9/14 - OFF (5)					30-17	1/+3.5
48	9/15 vs. WAS	W, 6-1	Yarbrough (1-3)	Sánchez (2-5)	Anderson (5)	31-17	1/+4.0
49	9/16 vs. WAS	L, 2-4 (10)	Hudson (2-2)	Anderson (1-1)	McGowin (1)	31-18	1/+3.0
50	9/17 at BAL (1)	W, 3-1	Castillo (3-0)	Valdez (1-1)	--	32-18	1/+3.5
51	9/17 at BAL (2)	W, 10-6	Fairbanks (5-3)	Sulser (1-5)	--	33-18	1/+3.5
52	9/18 at BAL	W, 2-1	Glasnow (4-1)	Cobb (1-4)	Sherriff (1)	34-18	1/+3.5
53	9/19 at BAL	W, 3-1	Morton (2-2)	López (2-1)	Thompson (1)	35-18	1/+3.5
54	9/20 at BAL	L, 1-2	Means (2-3)	Yarbrough (1-4)	Valdez (2)	35-19	1/+3.5
55	9/21 at NYM	W, 2-1	Fleming (4-0)	deGrom (4-2)	Anderson (6)	36-19	1/+4.5
56	9/22 at NYM	L, 2-5	Lugo (3-3)	Snell (4-2)	Díaz (5)	36-20	1/+3.5
57	9/23 at NYM	W, 8-5	Glasnow (5-1)	Wacha (1-4)	--	37-20	1/+4.5
	9/24 - OFF (6)					37-20	1/+5.0
58	9/25 vs. PHI	W, 6-4	Anderson (2-1)	Morgan (0-1)	Curtiss (2)	38-20	1/+6.0
59	9/26 vs. PHI	W, 4-3	Fairbanks (6-3)	Wheeler (4-2)	Slegers (2)	39-20	1/+6.0
60	9/27 vs. PHI	W, 5-0	Fleming (5-0)	Nola (5-5)	--	40-20	1/+7.0
SEPTEMBER 15-9 (8-4 Home, 7-5 Road)							

TEAM BATTING YEAR-BY-YEAR COMPARISON

YEAR	AVG	AB	R	H	2B	3B	HR	SB	OBP	SLG
1998	.261	5555	620	1450	267	43	111	120	.321	.385
1999	.274	5586	772	1531	272	29	145	73	.343	.411
2000	.257	5505	733	1414	253	22	162	90	.329	.399
2001	.258	5524	672	1426	311	21	121	115	.320	.388
2002	.253	5604	673	1418	297	35	133	102	.314	.390
2003	.265	5654	715	1501	298	38	137	142	.320	.404
2004	.258	5483	714	1416	278	46	145	132	.320	.405
2005	.274	5552	750	1519	289	40	157	151	.329	.425
2006	.255	5474	689	1395	267	33	190	134	.314	.420
2007	.268	5593	782	1500	291	36	187	131	.336	.433
2008	.260	5541	774	1443	284	37	180	142	.340	.422
2009	.263	5462	803	1434	297	36	199	194	.343	.439
2010	.247	5439	802	1343	295	37	160	172	.333	.403
2011	.244	5436	707	1324	273	37	172	155	.322	.402
2012	.240	5398	697	1293	250	30	175	134	.317	.394
2013	.257	5538	700	1421	296	23	165	73	.329	.408
2014	.247	5516	612	1361	263	24	117	63	.317	.367
2015	.252	5485	644	1383	278	32	167	87	.314	.406
2016	.243	5481	672	1333	288	32	216	60	.307	.426
2017	.256	5478	694	1340	226	32	228	88	.317	.422
2018	.258	5475	716	1415	274	43	150	128	.333	.406
2019	.254	5628	769	1427	291	29	217	94	.325	.431
2020	.238	1975	289	470	105	12	80	48	.328	.425



TEAM PITCHING YEAR-BY-YEAR COMPARISON

YEAR	ERA	IP	H	R	HR	AVG	BB	SO
1998	4.35	1443.0	1425	751	171	.261	643	1008
1999	5.06	1433.0	1606	913	172	.286	695	1055
2000	4.86	1431.1	1553	842	198	.278	533	955
2001	4.94	1423.2	1513	887	207	.273	569	1030
2002	5.29	1440.1	1567	918	215	.279	620	925
2003	4.93	1436.2	1454	852	196	.264	639	877
2004	4.81	1417.0	1459	842	192	.265	580	923
2005	5.39	1421.2	1570	936	194	.280	615	949
2006	4.96	1420.1	1600	856	180	.286	606	979
2007	5.53	1429.2	1649	944	199	.290	568	1194
2008	3.82	1457.2	1349	671	166	.246	526	1143
2009	4.33	1427.1	1421	754	183	.257	515	1125
2010	3.78	1453.2	1347	649	175	.244	478	1189
2011	3.58	1449.0	1263	614	161	.234	504	1143
2012	3.19	1459.2	1233	577	139	.228	469	1383
2013	3.74	1464.0	1315	646	153	.240	482	1310
2014	3.56	1463.2	1292	625	145	.234	482	1437
2015	3.74	1453.1	1314	642	175	.240	477	1355
2016	4.20	1426.1	1395	713	210	.255	491	1357
2017	3.97	1445.0	1324	704	193	.242	503	1352
2018	3.74	1448.1	1236	646	164	.230	501	1421
2019	3.65	1474.1	1274	656	181	.230	453	1621
2020	3.56	527.2	475	229	70	.238	168	552

STANDINGS YEAR-BY-YEAR COMPARISON

YEAR	W	L	POS	PCT.	GB
1998	63	99	5th	.389	51.0
1999	69	93	5th	.426	29.0
2000	69	92	5th	.429	18.0
2001	62	100	5th	.383	34.0
2002	55	106	5th	.342	48.0
2003	63	99	5th	.389	38.0
2004	70	91	4th	.435	30.5
2005	67	95	5th	.414	28.0
2006	61	101	5th	.377	36.0
2007	66	96	5th	.407	30.0
2008	97	65	1st	.599	+2.0
2009	84	78	3rd	.519	19.0

YEAR	W	L	POS	PCT.	GB
2010	96	66	1st	.593	+1.0
2011	91	71	*2nd	.562	6.0
2012	90	72	3rd	.556	5.0
2013	92	71	*2nd	.564	5.5
2014	77	85	4th	.475	19.0
2015	80	82	4th	.494	13.0
2016	68	94	5th	.420	25.0
2017	80	82	3rd	.494	13.0
2018	90	72	3rd	.556	18.0
2019	96	66	*2nd	.593	7.0
2020	40	20	1st	.667	+7.0

* AL WILD CARD



TEAM GENERAL SEASON HIGHS

Longest Win Streak

6 2x, last 8/25 thru 8/31

Longest Loss Streak

5 7/29 thru 8/2

Most SB, Game, TB

5 9/15 vs WAS

Most SB, Game, Opp.

6 9/12 vs. BOS

Most LOB, Game, TB

13 3x, last 8/31 at NYY

Most LOB, Game, Opp.

11 7/26 vs. TOR

Most Errors, Game, TB

2 9x, last 9/26 vs. PHI

Most Errors, Game, Opp.

4 8/13 at BOS

Longest Game, Time

4:24 8/10 at BOS

Longest Game, Time (9 inn.)

4:24 8/10 at BOS

Shortest Game, Time

2:28 9/17 at BAL (G1)

Shortest Game, Time (9 inn.)

2:31 9/20 at BAL

TEAM BATTING SEASON HIGHS

Most Runs, Game, TB

17 8/13 at BOS

Most Runs, Game, Opp.

12 8/14 at TOR

Most Runs, Inning, TB

8 7/27 vs. ATL (4th inn.)

Most Runs, Inning, Opp.

5 2x, last 8/14 at TOR (6th inn.)

Most Hits, Game, TB

19 8/13 at BOS

Most Hits, Game, Opp.

13 2x, last 8/13 at BOS

Most Hits, Inning, TB

6 2x, last 8/30 at MIA (5th inn.)

Most Hits, Inning, Opp.

7 8/12 at BOS (8th inn.)

Most Doubles, Game, TB

5 3x, last 8/30 at MIA

Most Doubles, Game, Opp.

7 8/13 at BOS

Most Home Runs, Game, TB

5 7/27 vs. ATL

Most Home Runs, Game, Opp.

6 8/14 at TOR

Most XBH, Game, TB

9 8/30 at MIA

Most XBH, Game, Opp.

8 8/13 at BOS

Most Walks, Game, TB

9 8/8 vs. NYY (G2)

Most Walks, Game, Opp.

6 8/22 vs. TOR

TEAM PITCHING SEASON HIGHS

Most Strikeouts, Game, TB

19 7/27 vs. ATL

Most Strikeouts, Game, Opp.

17 9/10 vs. BOS

Low-Hit Game, TB

2 8/7 vs. NYY

Low-Hit Game, Opp.

2 8/7 vs. NYY



INDIVIDUAL BATTING SEASON HIGHS

Most Runs, Game, TB

3 8x, last Arozarena, 9/23 at NYM

Most Runs, Game, Opp.

3 3x, last McCutchen, 9/26 vs. PHI

Most Hits, Game, TB

4 2x, last Margot, 8/13 at BOS

Most Hits, Game, Opp.

4 3x, last McCutchen, 9/26 vs. PHI

Most Doubles, Game, TB

2 7x, last Wendle, 8/29 at MIA

Most Doubles, Game, Opp.

2 3x, last Bradley, 9/11 vs. BOS

Most Home Runs, Game, TB

2 6x, last Arozarena, 9/23 at NYM

Most Home Runs, Game, Opp.

2 2x, last LeMahieu, 9/1 at NYY

Most RBI, Game, TB

4 4x, last N. Lowe, 9/11 vs. BOS

Most RBI, Game, Opp.

4 3x, last Cooper, 8/30 at MIA

Most XBH, Game, TB

3 Renfro, 8/13 at BOS

Most XBH, Game, Opp.

2 11x, last McCutchen, 9/26 vs. PHI

Most SB, Game, TB

2 4x, last B. Lowe, 9/11 vs. BOS

Most SB, Game, Opp.

2 3x, last Bogaerts, 9/12 vs. BOS

Longest Hitting Streak

10 2x, last Wendle, 8/18 thru 8/30

INDIVIDUAL PITCHING SEASON HIGHS

Most SO, TB Starter

13 Glasnow, 8/25 vs. BAL

Most SO, Opp. Starter

14 deGrom, 9/21 at NYM

Most SO, TB Reliever

7 Beeks, 7/27 vs. ATL

Most Walks, Game, TB

3 12x, last Snell, 9/22 at NYM

Most Walks, Game, Opp.

5 King, 8/8 vs. NYY (G2)

Consecutive Scoreless IP

12.0 Anderson, 7/25 thru 9/16

PLAYERS USED IN 2020 : 44

PITCHERS (24) *

José Alvarado, Nick Anderson, Anthony Banda, Jalen Beeks, Diego Castillo, Yonny Chirinos, John Curtiss, Oliver Drake, Pete Fairbanks, Josh Fleming, Édgar García, Sean Gilmartin, Tyler Glasnow, Andrew Kittredge, Aaron Loup, Charlie Morton, Cody Reed, Trevor Richards, Chaz Roe, Ryan

Sheriff, Aaron Slegers, Blake Snell, Ryan Thompson, Ryan Yarbrough

CATCHERS (3)

Michael Perez, Kevan Smith, Mike Zunino

INFIELDERS (9)

Willy Adames, Mike Brosseau, Ji-Man Choi, Yandy Díaz, Brandon

Lowe, Nate Lowe, José Martínez, Daniel Robertson, Joey Wendle

OUTFIELDERS (8)

Randy Arozarena, Kevin Kiermaier, Manuel Margot, Austin Meadows, Brian O'Grady, Brett Phillips, Hunter Renfro, Yoshi Tsutsugo

* EXCLUDES APP BY MIKE BROSSEAU



HOME RUNS : 80

Solo (49)

B. Lowe 9, Renfroe 5, Adames 4, Arozarena 4, Meadows 4, Tsutsugo 4, Brosseau 3, N. Lowe 3, Wendle 3, Choi 2, Zunino 2, Díaz 1, Kiermaier 1, Margot 1, Martínez 1, Perez 1, Phillips 1

2-Run (23)

B. Lowe 4, Arozarena 3, Tsutsugo 3, Adames 2, Brosseau 2, Kiermaier 2, Renfroe 2, Choi 1, Díaz 1, Martínez 1, Smith 1, Wendle 1

3-Run (7)

Zunino 2, Adames 1, B. Lowe 1, N. Lowe 1, Renfroe 1, Tsutsugo 1

Grand Slams (1)

Adames 1

MISCELLANEOUS

Game-Tying RBI

B. Lowe 7, Kiermaier 4, Wendle 3, Margot 2, Meadows 2, Tsutsugo 2, Zunino 2, Arozarena 1, Choi 1, N. Lowe 1, Martínez 1, Phillips 1

Go-Ahead RBI

B. Lowe 9, Tsutsugo 8, Renfroe 6, Díaz 5, Perez 5, Wendle 5, Adames 4, Choi 4, N. Lowe 4, Arozarena 3, Brosseau 3, Kiermaier 3, Meadows 3, Margot 2, Phillips 2, Smith 2

2-Out RBI

Adames 10, B. Lowe 10, Tsutsugo 10, Wendle 10, Renfroe 8, Choi 7, Perez 7, Kiermaier 6, Martínez 5, Zunino 5, Arozarena 3, Brosseau 3, Díaz, Smith 3, N. Lowe 2, Margot 2, Meadows 2, Phillips 2

Catcher Efficiency (CS Pct.)

Perez 31.6 (6-19), Zunino 26.7 (4-15), Smith 0.0 (0-3)

2-HR Games (6)

Arozarena, 9/23 at NYM (Wacha/Matz); N. Lowe, 9/11 vs. BOS (Tapia, Leyer), Arozarena, 9/6 vs. MIA (Rogers), Brosseau, 9/2 at NYY (Montgomery/Holder), Renfroe, 8/13 at BOS (Hart/Walden), Renfroe, 7/27 vs. ATL (Foltynewicz/Toussaint)

Back-to-Back (5)

Renfroe/B. Lowe, 9/10 vs. BOS (Kickham); Renfroe/Margot, 8/25 vs. BAL (Milone); Renfroe/B. Lowe, 8/13 at BOS (Hart); Brosseau/B. Lowe, 8/9 vs. NYY (Paxton); Renfroe/Wendle, 7/27 vs. ATL (Foltynewicz)

Leadoff (3)

Meadows, 9/12 vs. BOS (Eovaldi); Wendle, 8/30 at MIA (Alcantara); Brosseau, 8/11 at BOS (Pérez)

Outfield Assists

Kiermaier 6, Arozarena 1, Renfroe 1

Bunt Singles

Margot 5

Ejections

Cash-2 (9/1 at NYY, 9th inn.; 8/23 vs. TOR, 6th inn.)

Batted Around

9/26 vs. PHI (5th inn., 9 batters); 9/23 at NYM (8th inn., 9 batters); 9/15 vs. WAS (5th inn., 9 batters), 9/2 at NYY (1st inn., 10 batters), 8/30 at MIA (5th inn., 12 batters), 8/20 at NYY (6th inn. 9 batters); 8/13 at BOS (3rd inn., 9 batters; 6th inn., 9 batters); 8/11 at BOS (7th inn., 10 batters), 7/28 vs. ATL (3rd inn., 9 batters); 7/27 vs. ATL (4th inn., 11 batters)



W-L RECORD BY PLAYER | BY POSITION, STARTS |

	C	1B	2B	3B	SS	LF	CF	RF	DH
Adames					33-18				
Arozarena						7-5		1-0	2-0
Brosseau		4-3	5-2	7-1		0-1			
Choi		22-9							
Díaz		0-2		15-7					11-8
Kiermaier							26-15		
Lowe, B			23-12			3-1		5-2	7-3
Lowe, N		11-4		0-1					0-1
Margot						5-4	13-5	7-3	1-0
Martínez		2-2							5-1
Meadows						15-6		2-1	
O'Grady						1-0			
Perez	20-7								
Phillips							1-0	6-1	2-1
Renfroe		1-0						19-13	9-4
Smith	5-3								3-1
Tsutsugo				7-4		9-3			0-1
Wendle			12-6	11-7	7-2				
Zunino	15-10								

W-L RECORD BY PLAYER | BY BATTING ORDER, STARTS |

	1ST	2ND	3RD	4TH	5TH	6TH	7TH	8TH	9TH
Adames			3-1	2-0	9-5	7-2	8-8	4-2	
Arozarena	3-0	4-3	4-3						
Brosseau	5-0	0-2	1-0	4-2	3-1	2-2		1-0	
Choi	5-2	1-1	0-1	15-5	1-0	1-0			
Díaz	1-6	3-0	16-3		0-1				
Kiermaier					3-0	2-1	7-6	14-7	0-1
Lowe, B	0-1	26-10	6-2		1-0	1-2			
Lowe, N			1-0	5-2	1-1	2-2	2-0	0-1	2-0
Margot	2-3				1-3	4-2	12-0	5-4	1-0
Martínez		1-1	3-2	5-3	2-0				
Meadows	16-6	2-1	3-1	1-2	1-0				
O'Grady						1-0			
Perez								1-0	19-7
Phillips							1-0	6-1	
Renfroe		2-1		2-2	4-4	2-3	9-3	1-1	
Smith				0-1				3-1	2-2
Tsutsugo	6-1		0-3	6-3	4-3	6-3	1-1	4-1	
Wendle	2-1	1-1	3-4		10-2	12-3	0-1	1-0	1-3
Zunino							0-1	0-2	15-7



RAYS BY THE NUMBERS

Season Ending Streak
W4
Final Record
40-20
Home/Road
20-9/20-11
Day/Night
11-6/29-14
Grass/Turf
17-11/23-9
vs. AL East
27-13
Interleague
13-7
vs. RH/LH Starters
31-12/9-8
Series W-L-T (Home)
6-0-4
Series W-L-T (Road)
7-3-0

When Commit Error
16-8
Ahead After 6-7-8
28-1/25-0/31-0
Behind after 6-7-8
3-16/1-18/1-17
Tied after 6-7-8
9-3/11-1/4-2
1-Run Games
14-5
Extra Innings
4-3
Win in Last At-Bat
11
Come-from-Behind Wins
20
Opp. Come-from-Behind Wins
8
Hit Homer
26-14

Hit Multiple Homers
20-3
Score First
25-6
Score 5 or More
25-1
Score Less than 5
15-19
Outhit Opponents
24-2
Outhit by Opponents
8-14
Collect 10 or More Hits
12-1
Opp. 10 or More Hits
9-10

RAYS PITCHING BY THE NUMBERS

	W-L-S	G	ERA	IP	H	ER	BB	SO	HR
Totals	40-20-23	60	3.56	527.2	475	209	168	552	70
Starters	15-9-0	60	3.77	258.0	241	108	81	289	44
Relievers	25-11-23	60	3.37	269.2	234	101	87	263	26
Home	20-9-12	29	2.99	262.0	229	87	83	275	30
Away	20-11-11	31	4.13	265.2	246	122	85	277	40
July	4-4-2	8	3.60	70.0	67	28	26	85	8
August	21-7-13	28	3.76	248.2	227	104	82	251	37
September	15-9-8	24	3.32	209.0	181	77	60	216	25

RUN SUPPORT FOR STARTING PITCHERS

PITCHER	STARTS	RUNS	RUNS/START	RUNS/9-IP	CLUB RECORD	QUALITY STARTS
Chirinos	3	5	1.67	3.97	2-1	0
Curtiss	3	2	0.67	6.75	3-0	0
Fairbanks	2	1	0.50	27.00	1-1	0
Fleming	5	11	2.20	5.94	4-1	1
Glasnow	11	43	3.91	6.75	9-2	3
Kittredge	1	1	1.00	4.50	1-0	0
Morton	9	22	2.44	5.21	5-4	0
Richards	4	11	2.75	2.12	2-2	0
Slegers	1	0	0.00	0.00	1-0	0
Snell	11	38	3.45	6.84	7-4	0
Thompson	1	0	0.00	0.00	1-0	0
Yarbrough	9	16	1.78	5.61	4-5	3



BULLPEN ANALYSIS

PITCHER	APPS	SV	SVO	BSV	SV%	HLD	IR	IRS	IRS%
Alvarado	9	0	0	0	-	1	2	2	100.0
Anderson	19	6	6	0	100.0	6	14	1	7.1
Banda	4	1	1	0	100.0	0	0	0	-
Beeks	12	1	1	0	100.0	2	6	0	0.0
Brosseau	1	0	0	0	-	0	1	0	0.0
Castillo	22	4	5	1	80.0	5	8	2	25.0
Curtiss	14	2	2	0	100.0	0	4	2	50.0
Drake	11	2	4	2	50.0	1	2	1	50.0
Fairbanks	25	0	3	3	0.0	7	8	2	25.0
Fleming	2	0	0	0	-	0	3	0	0.0
García	4	1	1	0	100.0	2	1	0	0.0
Gilmartin	2	0	0	0	-	0	1	0	0.0
Kittredge	7	1	1	0	100.0	1	6	3	50.0
Loup	24	0	1	1	0.0	4	8	2	25.0
Reed	2	0	0	0	-	0	0	0	-
Richards	5	0	0	0	-	0	3	0	0.0
Roe	10	1	1	0	100.0	2	6	2	33.3
Sherriff	10	1	1	0	100.0	1	0	0	-
Slegers	10	2	2	0	100.0	2	5	0	0.0
Thompson	24	1	1	0	100.0	4	10	0	0.0
Yarbrough	2	0	0	0	-	0	3	0	0.0

WALK-OFF WINS

DATE	BATTER	PITCHER	PLAY DETAILS	WINNING RUN	FINAL
7/26 vs. TOR	K. Kiermaier	S. Yamaguchi	2-run triple to right field	J. Martínez	6-5 (10)
8/9 vs. NYY	M. Perez	Z. Britton	Single to right field	B. Lowe	4-3
8/22 vs. TOR	K. Kiermaier	A. Bass	Single to left field	M. Margot	2-1 (10)
9/6 vs. MIA	B. Lowe	B. Kintzler	Sacrifice fly to center field	B. Phillips	5-4 (10)

INSTANT REPLAY CHALLENGES

	TOTAL	OVERTURNED	STANDS	CONFIRMED
Rays	20	7 (35.0 pct.)	10	3

RUNS BY INNING

	1	2	3	4	5	6	7	8	9	X	Total
Opp	23	17	27	34	23	43	27	19	9	7	229
TB	26	21	31	47	52	38	28	27	13	6	289

FAIR BALLS OFF THE CATWALKS

DATE	BATTER	PITCHER	PLAY DETAILS
8/8 vs. NYY	A. Judge	S. Gilmartin	Home run off the C-ring catwalk in left-center field (407 feet)



TRANSACTIONS

March

- 8 Optioned INF **Vidal Bruján**, INF/OF **Lucius Fox**, C **Ronaldo Hernández**, RH **Brent Honeywell Jr.** and INF **Kevin Padlo** to the minor leagues; reassigned RH **Paul Campbell** and INF **Tristan Gray** to minor league camp.
- 11 Reassigned 1B/OF **Dalton Kelly**, OF **Ryan LaMarre**, INF/OF **Miles Mastrobuoni**, C **René Pinto**, RH **Joe Ryan** and RH **Tyler Zombro** to minor league camp.
- 12 Reassigned RH **Dylan Covey**, LH **Shane McClanahan**, RH **Deck McGuire**, RH **Phoenix Sanders** and LH **D.J. Snelten** to minor league camp.
- 26 Optioned OF **Randy Arozarena**, LH **Anthony Banda**, INF/OF **Mike Brosseau**, 1B/3B **Nate Lowe**, LH/1B **Brendan McKay**, INF/OF **Brian O'Grady** and RH **Trevor Richards** to the minor leagues.

May

- 28 Released RH **Deck McGuire** and RH **Brooks Pounders**.

June

- 28 Announced 60-man player pool for the 2020 season.

July

- 16 Placed OF **Austin Meadows** on the COVID-19 Related IL; selected LH **Aaron Loup** to the major league roster.
- 18 Released C/OF **Chris Herrmann** and OF **Ryan LaMarre**.
- 21 Traded the unrestricted rights to Rule 5 Draft selection RH **Stephen Woods Jr.** to the Kansas City Royals for a player to be named (OF **Michael Gigliotti**); placed LH **Colin Poche** (torn left UCL) on the 45-day IL; selected C **Kevan Smith** to the major league roster; sent RH **Dylan Covey** to the Red Sox per the assignment clause in his minor league contract.
- 23 Optioned INF **Daniel Robertson** to the alternate training site; assigned OF **Randy Arozarena** to the alternate training site and placed him on the COVID-19 Related IL; assigned LH **Anthony Banda**, 1B/3B **Nate Lowe** and LH/1B **Brendan McKay** to the alternate training site; recalled INF/OF **Mike Brosseau** and RH **Trevor Richards** to the active roster; selected RH **Ryan Thompson** to the major league roster.
- 24 Added C **René Pinto** to the 60-man player pool; placed RH **Diego Castillo** on the paternity list; recalled INF **Daniel Robertson** from the alternate training site.

Opening Day Roster

Pitchers (15)

LH José Alvarado, RH Nick Anderson, LH Jalen Beeks, RH Yonny Chirinos, RH Oliver Drake, RH Pete Fairbanks, RH Tyler Glasnow, RH Andrew Kittredge, LH Aaron Loup, RH Charlie Morton, RH Trevor Richards, RH Chaz Roe, LH Blake Snell, RH Ryan Thompson, LH Ryan Yarbrough

Catchers (3)

Michael Perez, Kevan Smith, Mike Zunino

Infielders (8)

Willy Adames, Mike Brosseau, Ji-Man Choi, Yandy Díaz, Brandon Lowe, José Martínez, Daniel Robertson, Joey Wendle

Outfielders (4)

Kevin Kiermaier, Manuel Margot, Hunter Renfroe, Yoshi Tsutsugo

10-Day IL (2)

OF Austin Meadows, LH Colin Poche

- 27 Optioned INF **Daniel Robertson** to the alternate training site; reinstated RH **Diego Castillo** from the paternity list.
- 28 Added C/OF **Brett Sullivan** to the 60-man player pool; added LH **Anthony Banda** and INF **Daniel Robertson** to the taxi squad.

August

- 1 Placed C **Kevan Smith** on the COVID-19 Related IL, recalled INF **Daniel Robertson** from the alternate training site.
- 2 Optioned INF **Daniel Robertson** to the alternate training site; reinstated C **Kevan Smith** from the COVID-19 Related IL.
- 4 Optioned RH **Trevor Richards** to the alternate training site; placed OF **Manuel Margot** on the bereavement list; reinstated OF **Austin Meadows** from the COVID-19 Related IL; recalled INF/OF **Brian O'Grady** from the alternate training site.



- 6 Optioned INF/OF **Brian O'Grady** and RH **Ryan Thompson** to the alternate training site; placed RH **Yonny Chirinos** (right triceps inflammation) on the 10-day IL, retroactive to Aug 3; recalled RH **Trevor Richards** from the alternate training site.
- 7 Reinstated OF **Manuel Margot** from the bereavement list and placed him on the COVID-19 Related IL (intake screening); placed LH **José Alvarado** on the paternity list; selected LH **Sean Gilmartin** to the major league roster.
- 8 Added RH **Ryan Thompson** per MLB's 29th Man Rule.
- 8 Returned RH **Ryan Thompson** per MLB's 29th Man Rule; optioned LH **Sean Gilmartin** to the alternate training site.
- 9 Placed RH **Oliver Drake** (right biceps tendinitis) on the 10-day IL; designated LH **Sean Gilmartin** and C **Kevan Smith** for assignment; reinstated OF **Manuel Margot** from the COVID-19 Related IL; recalled RH **Ryan Thompson** from the alternate training site; selected RH **John Curtiss** to the major league roster; added LH **Anthony Banda**, C **Ronaldo Hernández**, 1B/OF **Brian O'Grady**, INF **Daniel Robertson** and RH **Aaron Slegers** to the taxi squad.
- 10 Placed RH **Charlie Morton** (right shoulder inflammation) on the 10-day IL; reinstated LH **José Alvarado** from the paternity list.
- 11 Outrighted LH **Sean Gilmartin** to the alternate training site.
- 12 Placed RH **Andrew Kittredge** (right UCL sprain) on the 45-day IL; selected RH **Aaron Slegers** to the major league roster; outrighted C **Kevan Smith** to the alternate training site.
- 13 Optioned RH **Aaron Slegers** to the alternate training site; recalled LH **Anthony Banda** from the alternate training site.
- 14 Added INF **Xavier Edwards** to the 60-man player pool.
- 15 Placed LH **José Alvarado** (left shoulder inflammation) on the 10-day IL; recalled RH **Aaron Slegers** from the alternate training site.
- 16 Added RH **Sam McWilliams** to the taxi squad; reinstated RH **Yonny Chirinos** (right triceps inflammation) from the 10-day IL and added him to the active roster per MLB's 29th Man Rule.
- 17 Optioned RH **Aaron Slegers** to the alternate training site.
- 18 Designated INF **Daniel Robertson** for assignment; acquired RH **Édgar García** from the Philadelphia Phillies in exchange for a player to be named or cash considerations and assigned him to the alternate training site; signed LH **Dietrich Enns** to a minor league contract and added him to the 60-man player pool.
- 19 Added LH **Sean Gilmartin** to the taxi squad; placed RH **Yonny Chirinos** (torn right UCL) on the 10-day IL, retroactive to Aug 17; recalled RH **Aaron Slegers** from the alternate training site.
- 22 Added LH **Josh Fleming** to the taxi squad; placed RH **Chaz Roe** (right elbow soreness) on the 10-day IL, retroactive to Aug 20; transferred RH **Yonny Chirinos** (torn right UCL) to the 45-day IL; selected LH **Sean Gilmartin** to the major league roster.
- 23 Placed RH **Nick Anderson** (right forearm inflammation) on the 10-day IL, retroactive to Aug 20; designated LH **Sean Gilmartin** for assignment; selected LH **Josh Fleming** to the major league roster; recalled RH **Édgar García** from the alternate training site; traded INF **Daniel Robertson** to the San Francisco Giants for a player to be named or cash considerations.
- 25 Outrighted LH **Sean Gilmartin** to the alternate training site.
- 26 Placed LH **Jalen Beeks** (left elbow sprain) on the 45-day IL; selected LH **Ryan Sherriff** to the major league roster.
- 27 Added RH **Brent Honeywell Jr.** to the 60-man player pool; acquired OF **Brett Phillips** from the Kansas City Royals in exchange for INF/OF **Lucius Fox**.
- 28 Added LH **Dietrich Enns**, C **Ronaldo Hernández**, INF **Nate Lowe**, RH **Sam McWilliams** and INF/OF **Brian O'Grady** to the taxi squad; added RH **Riley O'Brien** to the 60-man player pool; acquired LH **Cody Reed** from the Cincinnati Reds in exchange for RH **Riley O'Brien**; placed OF **Brett Phillips** on the COVID-19 Related IL (intake screening).
- 29 Placed LH **Ryan Yarbrough** (left groin tightness) on the 10-day IL; placed C **Mike Zunino** (left oblique strain) on the 10-day IL, retroactive to Aug 26; transferred RH **Chaz Roe** (right elbow soreness) to the 45-day IL; selected C **Kevan Smith** to the major league roster; recalled INF/OF **Brian O'Grady** from the alternate training site.
- 30 Traded 1B/DH **José Martínez** to the Chicago Cubs in exchange for a player to be named (INF **Pedro Martínez**) and a player to be named or cash considerations; recalled OF **Randy Arozarena** from the alternate training site.
- 31 Designated LH **Anthony Banda** for assignment and traded him to the San Francisco Giants in exchange for cash considerations; reinstated LH/1B **Brendan McKay** from COVID-19 Related Rehab and kept him on option at the alternate training site; added LH **Cody Reed** to the active roster.

September

- 1 Added INF **Greg Jones** to the 60-man player pool; placed INF **Yandy Díaz** (right hamstring strain) on the 10-day IL; recalled 1B/3B **Nate Lowe** from the alternate training site.
- 2 Optioned INF/OF **Brian O'Grady** to the alternate training site; reinstated RH **Charlie Morton** (right shoulder inflammation) from the 10-day IL.
- 3 Optioned RH **Édgar García** to the alternate training site.



- 4 Optioned LH **Ryan Sherriff** to the alternate training site; transferred LH **José Alvarado** (left shoulder inflammation) to the 45-day IL; reinstated OF **Brett Phillips** from the COVID-19 Related IL (intake screening); reinstated RH **Nick Anderson** (right forearm inflammation) from the 10-day IL.
- 7 Optioned RH **Trevor Richards** to the alternate training site; reinstated LH **Ryan Yarbrough** (left groin tightness) from the 10-day IL.
- 9 Added RH **Seth Johnson** and INF **Ford Proctor** to the 60-man player pool.
- 10 Placed LH **Cody Reed** (left pinky finger irritation) on the 10-day IL, retroactive to Sep 7; recalled LH **Ryan Sherriff** from the alternate training site; acquired INF **Pedro Martínez** from the Chicago Cubs as one of the players to be named in the Aug 30 trade and added him to the 60-man player pool.
- 12 Acquired OF **Michael Gigliotti** from the Kansas City Royals as the player to be named in the July 21 trade and added him to the 60-man player pool; placed INF **Pedro Martínez** on the alternate training site COVID-19 Related IL (intake screening).
- 15 Placed 1B **Ji-Man Choi** (left hamstring strain) on the 10-day IL, retroactive to Sep 13; reinstated RH **Oliver Drake** (right biceps tendinitis) from the 10-day IL.
- 17 Added RH **Trevor Richards** per MLB's 29th Man Rule; added LH **Dietrich Enns**, RH **Édgar García**, LH **Sean Gilmartin**, C **Ronaldo Hernández** and INF/OF **Brian O'Grady** to the taxi squad.
- 17 Returned RH **Trevor Richards** per MLB's 29th Man Rule.
- 18 Transferred LH **Cody Reed** (left pinky finger irritation) to the 45-day IL; placed OF **Austin Meadows** (left oblique strain) on the 10-day IL; selected LH **Sean Gilmartin** to the major league roster.
- 20 Optioned LH **Sean Gilmartin** to the alternate training site; reinstated C **Mike Zunino** (left oblique strain) from the 10-day IL.

Rays on the Injured List

LH **José Alvarado** (39, left shoulder inflammation, 28-11), RH **Nick Anderson** (13, right forearm inflammation, 10-3), LH **Jalen Beeks** (28, left elbow sprain, 19-9), RH **Yonny Chirinos** (12, right triceps inflammation, 9-3; 37, torn right UCL, 26-11), 1B **Ji-Man Choi** (14, left hamstring strain, 10-4), INF **Yandy Díaz** (24, right hamstring strain, 15-9), RH **Oliver Drake** (32, right biceps tendinitis, 23-9), RH **Andrew Kittredge** (42, right UCL sprain, 30-12), OF **Manuel Margot** (3, COVID-19 Related IL, 2-1), OF **Austin Meadows** (10, COVID-19 Related IL, 4-6; 9, left oblique strain, 7-2), RH **Charlie Morton** (21, right shoulder inflammation, 17-4), OF **Brett Phillips** (6, COVID-19 Related IL, 5-1), LH **Colin Poche** (60, torn left UCL, 40-20), LH **Cody Reed** (19, left pinky finger irritation, 12-7), RH **Chaz Roe** (35, right elbow soreness, 24-11), C **Kevan Smith** (1, COVID-19 Related IL, 0-1), LH **Ryan Yarbrough** (9, left groin tightness, 6-3), C **Mike Zunino** (22, left oblique strain, 15-7)



16

MANAGER

KEVIN CASH

Kevin Forrest Cash

SEASON-ENDING AGE **42**POSITION PLAYED **Catcher**BORN **12/6/77** in Tampa, FLRESIDES **St. Petersburg, FL**TENURE **This is his 21st season in professional baseball, 18th at the major league level, sixth as a major league manager.**

2020 SEASON

- Finishes his sixth season as Rays manager... is baseball's 3rd-longest tenured manager with his current team, behind OAK Bob Melvin and CLE Terry Francona.
- Captured his first division title as a manager and steered the Rays to a second consecutive post-season and third straight winning season... their 40-20 (.667) record was the best winning pct. in franchise history...it was the fourth consecutive season the Rays improved their winning pct., all under his watch.
- The Rays went 27-13 against AL East opponents, including an 8-2 mark against the Yankees.
- Used 59 different batting orders in 60 games.
- Survived 15 different players (11 pitchers) being placed on the injured list in the shortened season, excluding the COVID-19 Related IL... this included three from their season-opening starting rotation (Chirinos, Morton, Yarbrough), seven of their planned Opening Day bullpen (Alvarado, Anderson, Beeks, Drake, Kittredge, Poche, Roe) and four starting position players (Choi, Díaz, Meadows, Zunino)...the Rays injured list peaked at 13 players on Sep 1, tying the club record...from Aug 9-Sep 1, their injured list grew from four to 13 players—and they went a major-league-best 18-4 (.818) over that stretch.
- The Rays won the division despite no pitcher qualifying for the ERA leaderboard, one of five teams in major league history to do so along with the 2020 Dodgers, 2020 Braves, 2018 Dodgers and 2017 Astros...Cash used seven pitchers who entered spring training as non-roster invites, including five of them for at least 25 IP (Curtiss, Fleming, Loup, Slegers, Thompson).
- The Rays went 6-1 when using an opener... including postseason, since the debut of the opener on May 19, 2018, the Rays have used one 106 times and are 65-41 (.613) in those games...

LONGEST TENURED MANAGERS WITH CURRENT TEAM

MANAGER, TEAM	CURRENT SEASON	HIRE DATE
Bob Melvin, OAK	10th, 9th full	6/9/11
Terry Francona, CLE	8th	10/6/12
Kevin Cash, TB	6th	12/5/14
Craig Counsell, MIL	6th, 5th full	5/4/15
Scott Servais, SEA	5th	10/23/15

RAYS MANAGERS, ALL-TIME

	W	L	PCT.
Kevin Cash (2015-)	454	416	.522
Joe Maddon (2006-14)	754	705	.517
Lou Piniella (2003-05)	200	285	.412
Hal McRae (2001-02)	113	196	.369
Larry Rothschild (1998-2001)	205	294	.411

the Rays used 12 different starting pitchers, tied for 4th in the majors behind the Red Sox (16), Braves (14) and Marlins (13).

- Used 12 different pitchers to record a save, tying the major league record held by the 1973 Rangers...six pitchers recorded their first career save (Banda, Curtiss, García, Kittredge, Sherriff, Thompson).
- Served a 1-game suspension on Sep 2 at NYY, the first of his career, for his postgame comments the night before...after Aroldis Chapman threw at Mike Brosseau's head in the 9th inning on Sep 1, Cash stated "I have a whole damn stable full of guys that throw 98 mph."
- Has been ejected 11 times as Rays manager, 3rd in club history behind Joe Maddon (37) and Larry Rothschild (15).

MANAGING & COACHING CAREER

- His career 454-416 (.522) record is the best winning pct. of any manager in club history...named



the fifth manager in Rays history on Dec 5, 2014, and is the 2nd-longest tenured behind his predecessor, Joe Maddon (2006-14)...on Oct 9, 2018, Kevin agreed to a contract extension through the 2024 season with a club option for 2025.

- Finished 3rd in the BBWAA's AL Manager of the Year voting in each of the past two seasons after guiding the Rays to 90-plus wins each year... finished behind MIN Rocco Baldelli and NYY Aaron Boone in 2019 and OAK Bob Melvin and BOS Alex Cora in 2018.
- Three other current managers are former members of his coaching staff: Rocco Baldelli (Twins), Charlie Montoyo (Blue Jays) and Derek Shelton (Pirates)...Montoyo and Baldelli were both hired away on Oct 25, 2018...became the first manager to lose two members of his coaching staff to big league managing jobs in one offseason since FLA Jim Leyland after winning the 1997 World Series.
- In 2019, steered the Rays to a 96-66 record and their first postseason since 2013...used a club-record 57 players, tied with the 2015 Rangers for 2nd-most in baseball history for a postseason club, behind the 2018 Braves (58)...used a club-record 33 pitchers and survived 30 injured list stints by 24 different players...only three players remained on the active roster for the entirety of the season: Charlie Morton, Tommy Pham and Willy Adames.
- At age 41 in 2019, was the youngest AL East manager to lead his team to the postseason since 1995, when NYY Buck Showalter (age 39) and BOS Kevin Kennedy (age 41) both did it...was the 3rd-youngest manager/head coach among the three major franchises in Tampa Bay sports history to reach the postseason...Buccaneers head coach Jon Gruden won Super Bowl XXXVIII (2002-03) at age 39, and Lightning head coach Guy Boucher advanced to the 2011 NHL Eastern Conference Finals at age 39...was also the first native to the Tampa Bay area to lead one of these three franchises to the postseason.
- Spent the 2015-18 seasons as the majors' youngest manager until Rocco Baldelli was hired by the Twins...was hired the day before his 37th birthday, and became the youngest manager since AJ Hinch piloted the 2009 Diamondbacks at the age of 34.
- Twice was selected to the AL coaching staff for the All-Star Game (2018, 2017).
- Is the sixth Tampa-born manager in major league history, and second to manage the Rays... that list includes Hall of Famers Al Lopez and Tony La Russa, Lou Piniella (for whom Cash played in 2005), Dave Miley and John Hart.

- Is the second Florida State University alumnus to manage the Rays, joining the franchise's first manager, Larry Rothschild.
- For two seasons (2013-14) before joining the Rays, served as the bullpen coach for the Indians under Terry Francona, whom he played for in Boston (2007-08, 2010)...in his two seasons there, with Cash and pitching coach Mickey Callaway in place, Indians pitchers posted the AL's 4th-best ERA at 3.69, just behind the Rays (3.65)... Indians pitchers also led the majors in strikeouts those two seasons and fanned a then-major-league-record 1,450 batters in 2014.
- Finished his playing career with Triple-A Round Rock in the Rangers organization in 2011... after the minor league season, he served as an advance scout for the major league team for the rest of 2011 and was at Tropicana Field the night Evan Longoria hit his walk-off homer in "Game 162" to send the Rays to the ALDS vs. TEX.
- In 2012, he was a major league advance scout for the Blue Jays.

PLAYING CAREER

- Played professionally for 12 seasons with six organizations from 2000-11, including parts of eight seasons in the major leagues with five different teams from 2002-10...played all but 20 games in his career with AL East teams... played for four of the five teams in the division... appeared in 241 games (189 starts), all at catcher.
- Threw out 26.7 pct. (43 of 161) of attempted base stealers in his career...the major league average during his career was 24.4 pct.
- Caught two seasons in the Rays organization, including 13 games with the major league club in 2005...became the second former Devil Rays/Rays player to manage in the major leagues, joining Ozzie Guillén (White Sox/Marlins)... since then, Mickey Callaway (Mets), Gabe Kapler (Phillies/Giants), Dave Martinez (Nationals) and Rocco Baldelli (Twins) have joined this group.
- Started for the U.S. team in the Futures Game in Milwaukee in 2002 and later that year was a September call up by the Blue Jays.
- Delivered his first major league hit on Sep 11, 2002 at CLE, a single off Dave Burba...his first home run came the next season on Sep 27 vs. CLE off Terry Mulholland.
- Was in the Opening Day lineup for the Blue Jays in 2004 and started a career-high 50 games...was the Jays regular catcher until mid-May, when he went on the injured list with a rib injury... returned in June and served as a backup to Gregg



Zaun the rest of the season...threw out 42.4 pct. (14 of 33) of attempted base stealers, 4th-best among major league catchers (min. 50 starts).

- Acquired by the Devil Rays from the Blue Jays for Chad Gaudin at the 2004 Winter Meetings in Anaheim...was up with the Devil Rays in 2005 for 39 days (June 13–July 22) replacing veteran Charles Johnson, who was released...homered in his first at-bat as a Ray, and remains one of 14 who have done that...it came on June 15 vs. MIL off Victor Santos...in that same game, he caught Hideo Nomo's 200th career win, automatically qualifying Nomo for Meikyukai, one of Japan's two baseball halls of fame...of his 5 hits as a Ray, two were home runs...Cash's only other homer as a Devil Ray came off Hall of Famer Randy Johnson on June 21 at NYY in a 20-11 loss.
- Was on the 40-man roster for former Rays Manager Joe Maddon's first spring training camp in 2006, but spent the entire season at Triple-A Durham and never played for Joe...signed a minor league contract with the Red Sox after the season.
- Received World Series rings from the 2007 Red Sox and 2009 Yankees...joined the Red Sox for the last six weeks of the 2007 season when catcher Doug Mirabeli went on the injured list...was on the Red Sox ALDS postseason roster, but did not play.
- Started 42 games for the Red Sox in 2008, including all 30 of Tim Wakefield's starts...homered in Game 4 of the ALCS vs. the Rays at Fenway Park off Andy Sonnanstine...was in the visitors' dug-out at Tropicana Field when the Rays clinched the AL pennant with a 3-1 win in Game 7...was up with the Yankees for two weeks in 2009 (May 12-27) and appeared in 10 games while Jorge Posada was on the injured list.
- In his last major league season in 2010, he was traded from the Astros back to the Red Sox on July 1 when catchers Jason Varitek and Victor Martinez went on the injured list...in the final start of his career on Oct 2 vs. NYY, he played a key role in a Red Sox win that helped propel the eventual AL East champion Rays into a first-place tie with the Yankees with a game to play...his bases-loaded walk in the 8th inning tied the game that was eventually won, 7-6, by the Red Sox.

AMATEUR CAREER

- Played infield in high school and college...played three seasons at Florida State University...his junior year (1999), hit .317 (80-for-252) with 14 HR and 58 RBI, earning second team All-ACC honors...

named Most Valuable Player of the Tallahassee Regional in the 1999 College World Series.

- Kevin, his father, Mike, and his late uncle, Ron, all played in the College World Series; Ron with Florida State in 1970 and Mike with Georgia Southern in 1973...all three were infielders...Mike was drafted in the 27th round by the Giants in 1974 and played five seasons in the Giants and Phillies chains...in 1976 with Fresno in the Class-A California League, he had 22 HR and 102 RBI...only one other player in the Giants organization hit more home runs that season: Bobby Murcer hit 23 with the big league club...Ron played two seasons in the majors with the Tigers (1973-74) and hit .297 in 34 career games.
- At FSU, he played in the first-ever Devil Rays game, a spring exhibition at Al Lang Field on Feb 26, 1998...Cash played first base for FSU and went 0-for-2 in the Devil Rays 6-3 win.
- Undrafted out of FSU in 1999...he spent that summer with the Falmouth Commodores in the Cape Cod League, where he was named the team's Most Valuable Player...that summer he went to Manager Jeff Trundy and volunteered to move from infielder to catcher after illness and injury sidelined the team's two catchers...Kevin threw out two baserunners in his first inning behind the plate, and the position switch stuck.
- Kevin is the only current major league manager to have played in the Little League World Series, although Tigers interim manager Lloyd McClendon did...he is one of four to play in the College World Series (Florida State), joining CHC David Ross (Florida, 1998; Auburn, 1997), CLE Terry Francona (Arizona, 1980) and OAK Bob Melvin (Cal, 1980).
- On Aug 7, 1999—the same day Wade Boggs delivered his 3,000th career hit at Tropicana Field—he signed as a non-drafted free agent with the Blue Jays...he then worked with Ernie Whitt to develop his craft behind the plate.
- Graduated from Gaither High School in North Tampa, where he was All-State in 1996 under coach Frank Permuy, who passed away in April 2020...was cut from the school's fall team his sophomore season.

KEVIN CASH POSTSEASON HISTORY (5TH YEAR)

Tampa Bay Rays, Manager	2019, 2020
Cleveland Indians, Bullpen Coach	2013
Boston Red Sox, Player	2007, 2008



MANAGERIAL RECORD

YEAR	CLUB	LEAGUE	WON	LOST	PCT.	POSITION
2015	Tampa Bay	American	80	82	.494	Fourth
2016	Tampa Bay	American	68	94	.420	Fifth
2017	Tampa Bay	American	80	82	.494	Third
2018	Tampa Bay	American	90	72	.556	Third
2019	Tampa Bay	American	96	66	.593	Second
2020	Tampa Bay	American	40	20	.667	First
Major League Totals			454	416	.522	

CAREER BATTING

YEAR	CLUB	AVG	G	AB	R	H	2B	3B	HR	RBI	SH	SF	HB	BB-I	SO	SB	CS	GDP	OBP	SLG
2000	Hagerstown	.245	59	196	28	48	10	1	10	27	1	1	1	22-1	54	5	3	7	.323	.459
2001	Dunedin	.283	105	371	55	105	27	0	12	66	4	1	8	43-2	80	4	3	11	.369	.453
2002	Tennessee	.277	55	213	38	59	15	1	8	44	0	2	1	36-2	44	5	2	4	.381	.469
	Syracuse	.220	67	236	27	52	18	0	10	26	2	1	2	25-0	72	0	1	3	.299	.424
	Toronto	.143	7	14	1	2	0	0	0	0	0	0	0	1-0	4	0	0	1	.200	.143
2003	Syracuse	.270	93	326	37	88	28	2	8	37	0	3	2	29-1	81	1	0	14	.331	.442
	Toronto	.142	34	106	10	15	3	0	1	8	5	1	1	4-0	22	0	0	6	.179	.198
2004	Toronto	.193	60	181	18	35	9	0	4	21	0	2	4	10-0	59	0	0	3	.249	.309
2005	Durham	.293	42	147	25	43	10	0	9	27	1	2	3	12-0	42	0	0	3	.354	.544
	Tampa Bay	.161	13	31	4	5	1	0	2	2	0	0	1	1-0	13	0	0	3	.212	.387
2006	Durham	.183	78	240	17	44	10	1	2	21	3	1	5	24-0	74	1	2	7	.270	.258
	Pawtucket	.176	59	176	22	31	7	0	7	25	5	2	2	23-0	56	0	0	4	.276	.335
2007	Boston	.111	12	27	2	3	1	0	0	4	0	1	1	4-0	13	0	0	2	.242	.148
	Boston	.225	61	142	11	32	7	0	3	15	0	2	0	18-1	50	0	0	6	.309	.338
2009	Scranton/W-B	.221	23	68	7	15	1	0	2	9	0	0	0	9-0	23	0	0	4	.312	.324
	New York-AL	.231	10	26	1	6	2	0	0	3	0	1	1	0-0	5	0	0	1	.250	.308
2010	Round Rock	.235	10	34	3	8	0	0	0	4	0	0	0	3-0	10	0	0	1	.297	.235
	Houston	.204	20	54	3	11	1	0	2	4	2	0	0	5-0	13	0	0	2	.271	.333
	Boston	.133	29	60	1	8	1	0	0	1	1	0	1	6-0	16	0	0	2	.224	.150
	Pawtucket	.250	1	4	1	1	0	0	0	1	0	0	0	0-0	1	0	0	0	.250	.250
	Lowell	.250	1	4	0	1	1	0	0	0	0	0	0	0-0	0	0	0	0	.250	.500
2011	Round Rock	.244	85	291	36	71	15	2	6	45	0	1	4	44-0	63	0	1	7	.350	.371
Minor League Totals		.245	678	2306	296	566	142	7	74	332	16	14	28	270-6	600	16	12	65	.330	.409
Major League Totals		.183	246	641	51	117	25	0	12	58	8	7	9	49-1	195	0	0	26	.248	.278

POSTSEASON BATTING

YEAR	SERIES	CLUB	AVG	G	AB	R	H	2B	3B	HR	RBI	SH	SF	HB	BB-I	SO	SB	CS	GDP	OBP	SLG
2008	ALDS	BOS vs. LAA	-	1	0	0	0	0	0	0	0	0	0	0	0-0	0	0	0	0	-	-
	ALCS	BOS vs. TB	.333	3	3	1	1	0	0	1	1	0	0	0	0-0	1	0	0	0	.333	1.333
Postseason Totals			.333	4	3	1	1	0	0	1	1	0	0	0	0-0	1	0	0	0	.333	1.333



41

BULLPEN COACH

STAN BOROSKI

Stanley Joseph Boroski Jr. (buh-ROSS-key)



SEASON-ENDING AGE **57**

POSITION PLAYED **Catcher, Pitcher**

BORN **7/14/63 in Martins Ferry, OH**

RESIDES **St. Cloud, FL**

TENURE **This is his 35th season in professional baseball, 29th as a coach or scout, 11th in the Rays organization.**

- ◆ Is the longest tenured member of the Rays coaching staff, as he finishes his 11th season on the staff and ninth full season as bullpen coach... is the seventh bullpen coach in Rays history and the longest tenured...was the only Rays uniformed personnel to witness both the 2010 AL East clinch in Kansas City and the 2020 AL East clinch at Citi Field...joined the Rays as assistant to the pitching coach on Dec 17, 2009...midway through 2011 began filling in for bullpen coach Bobby Ramos, who was ill, and officially replaced him on Nov 30, 2011.
- ◆ In 2020, the Rays bullpen ranked 3rd in the majors with 269.2 IP and relievers covered 51.1 pct. of the team's innings...Rays relievers recorded 25 wins, most in the AL and 2nd in the majors behind the Dodgers (26)...they ranked 3rd in the majors in bullpen ERA (3.37) behind the A's (2.72) and Dodgers (2.74)...the Rays used 12 different pitchers to record a save, tying the major league record held by the 1973 Rangers, who finished 6th in the AL West at 57-105...six pitchers recorded their first career save (Banda, Curtiss, Garcia, Kittredge, Sherriff, Thompson).
- ◆ The Rays bullpen in 2019 set a major league record with 56 wins, and its 772 IP ranked 2nd

all-time behind the 2018 Rays (824.1)...the Rays bullpen led the majors with a 3.66 ERA (772-IP, 314-ER), ahead of the Indians (3.67).

- ◆ Was the pitching coach for the Class-A Salem Avalanche, the Astros affiliate in the Carolina League, from 2003-06...served in the same capacity for Class-A Michigan in the Midwest League for two seasons and had previously been a coach with the Astros Gulf Coast League and Appalachian League affiliates...served as a scout from 1991-93, and combined coaching and scouting duties at various other times during his career with the Astros.
- ◆ Selected as a catcher by the Brewers in the 20th round of the 1981 June Draft...two years later, switched to pitcher and was signed by the Royals, where he remained for four years...underwent two rotator cuff surgeries.

STAN BOROSKI POSTSEASON HISTORY (5TH YEAR)

Tampa Bay Rays, Bullpen Coach	2013, 2019, 2020
Tampa Bay Rays, Assistant Pitching Coach	2010, 2011



97

PROCESS & ANALYTICS COACH

JONATHAN ERLICHMAN

Jonathan Aaron Erlichman (URR-lick-min)



SEASON-ENDING AGE 30

BORN 4/11/90 in Toronto, CAN

RESIDES St. Petersburg, FL

TENURE **This is his ninth season in professional baseball, eighth with the Rays, second as a coach.**

- ♦ Finishing his second season coaching at the major league level...named process and analytics coach on Dec 4, 2018...in this role, he works to improve decision-making processes and practice methods, and gather feedback from players and coaches alike.
- ♦ Finishes his eighth season with the Rays, seventh full-time...spent two seasons (2017-18) as director of analytics, overseeing the club's research efforts and coordinating improvements to decision-making processes.
- ♦ Joined the Rays as an intern in January 2013, before earning promotions to assistant and then analyst in baseball research and development.
- ♦ Is the first Canadian-born coach in Rays history.
- ♦ Interned with the Blue Jays baseball operations department in 2012.
- ♦ His nickname is J-Money.
- ♦ Earned a mathematics degree from Princeton University.
- ♦ Played three years of club hockey at Princeton, primarily as a goalie and occasionally as a forward.
- ♦ His cousin, Mike Cammalleri, played 15 seasons as a center/wing in the NHL for the Kings, Canadiens, Flames, Oilers and Devils.

JONATHAN ERLICHMAN
POSTSEASON HISTORY
[2ND YEAR]

Tampa Bay Rays, Process & Analytics Coach 2019, 2020



24

MAJOR LEAGUE FIELD COORDINATOR

PAUL HOOVER

Paul Chester Hoover

SEASON-ENDING AGE **44**POSITION PLAYED **Catcher**BORN **4/14/76 in Columbus, OH**RESIDES **Cuyahoga Falls, OH**

TENURE This is his **23rd** season in professional baseball, **16th** in the Rays organization, **eighth** as a coach or instructor, **second** as a major league coach.

- ◆ Finishes his second season coaching at the major league level...on Dec 4, 2018 was named the Rays second major league field coordinator, replacing Rocco Baldelli who filled the newly-created role in 2018 before he was hired as manager of the Twins...in this role, he assists Manager Kevin Cash and bench coach Matt Quatraro during games, works defensively with catchers and focuses on continued development of major league players.
- ◆ Spent the previous six seasons (2013-18) as the Rays minor league catching coordinator... entered the coaching ranks in 2012 as manager of the Gulf Coast League Rays.
- ◆ Is the sixth to join the Rays coaching staff after playing for Tampa Bay, following Rocco Baldelli, Wade Boggs, Kevin Cash, Dave Martinez and Ozzie Timmons.
- ◆ Spent 14 seasons catching professionally, including parts of seven years in the majors with the

Devil Rays (2001-02), Marlins (2006-08) and Phillies (2009-10)...appeared in 8 games for the Devil Rays, including a pinch-hit single in his first at-bat on Sep 8, 2001 at OAK...drafted as a shortstop in the 23rd round of the 1997 June Draft, and converted to catcher the following winter...was a teammate of Kevin Cash at Triple-A Durham in 2005...had 100 SB in the minors, including 28 SB in 1998, but never attempted one in the majors.

PAUL HOOVER POSTSEASON HISTORY (3RD YEAR)

Tampa Bay Rays, Major League Field Coord. 2019, 2020
Philadelphia Phillies, Player 2009 *

* traveled with team, not on postseason roster



27

THIRD BASE COACH

RODNEY LINARES

Rodney Linares (lih-NAHR-ehs)



SEASON-ENDING AGE **44**

POSITION PLAYED **Infielder**

BORN **8/7/76 in Brooklyn, NY**

RESIDES **San Pedro de Macoris, DR**

TENURE **This is his 24th season in professional baseball, 22nd as a coach or manager, second as a major league coach.**

- ◆ Finishes his second season as Rays third base coach...named the seventh third base coach in club history on Nov 21, 2018, replacing Matt Quatraro who had been named bench coach... follows Greg Riddoch (1998-99), Billy Hatcher (2000), Terry Collins (2001), Tom Foley (2002-14), Charlie Montoyo (2015-17) and Quatraro (2018).
- ◆ Willy Adames has attributed his defensive strides made over the past two years largely to his work with Linares.
- ◆ Prior to joining the Rays, he spent 21 years in the Astros organization, including the last 12 as a manager...compiled a 761-694 (.523) record managing Triple-A Fresno (2018), Double-A Corpus Christi (2015-17), Class-A Lancaster (2012-14), Class-A Lexington (2010-11) and Rookie-level Greenville (2007-09)...managed José Altuve, Carlos Correa, Alex Bregman, J.D. Martinez and many other future big leaguers.
- ◆ In 2018, managed Fresno to an 82-57 (.590) record, winning the Pacific Coast League North Division title...named the PCL's Best Manager Prospect by *Baseball America*.
- ◆ Guided his teams to the postseason in six of his last seven seasons...led Corpus Christi to the two

winningest seasons in franchise history (2015-16) and was named Texas League Manager of the Year in 2015...won a pair of California League championships (2012, 2014) and was named the league's Manager of the Year in 2012.

- ◆ Was involved with the Dominican Winter League for 13 straight seasons (2006-18)...this included time as a manager for the Aguilas Cibaenas (2018), Gigantes del Cibao (2017) and Estrellas de Oriente (2016).
- ◆ Began his coaching career in 1999 as a coach and scout for the Astros Dominican Republic operations and remained in that role through the 2004 season...served as the hitting coach at Lexington from 2005-06.
- ◆ Former infielder was originally signed by the Tigers in 1997 and spent parts of two seasons in the minors in the Tigers and Astros (1998) systems.

RODNEY LINARES POSTSEASON HISTORY (2ND YEAR)

Tampa Bay Rays, Third Base Coach

2019, 2020



51

HITTING COACH

CHAD MOTTOLA

Charles Edward Mottola (muh-TOLE-uh)



SEASON-ENDING AGE 48

POSITION PLAYED **Outfielder**

BORN 10/15/71 in Augusta, GA

RESIDES **Orlando, FL****TENURE This is his 29th season in professional baseball, 13th as a coach or instructor, seventh in the Rays organization, sixth as a major league coach.**

- ◆ Completes his fourth full season as Rays hitting coach...named to the post on Sep 6, 2016, replacing Derek Shelton, and filled the role for the last 24 games of the season...is the seventh hitting coach in club history, following Steve Henderson (1998, 2006-09), Leon Roberts (1999-2000), Wade Boggs (2001), Milt May (2002), Lee Elia (2003-05) and Shelton (2010-16).
- ◆ The 2020 Rays averaged 4.82 R/G, their highest since 2010 (4.95)...they finished among AL leaders with 197 XBH (2nd), 105 2B (2nd), 12 3B (tied for 1st), 243 BB (2nd) and 48 SB (4th)...the Rays led the AL in runs as late as the end of play on Sep 2 and were tied for the major league lead as late as the end of play on Aug 13.
- ◆ The Rays had 18 different players with a homer, most in the majors...from Aug 12 through season's end, the Rays ranked 3rd in the AL with 66 HR behind the White Sox (73) and Blue Jays (72).
- ◆ Joined the Rays organization in 2014 as a minor league hitting coordinator and remained in that role for three seasons until his promotion to major league hitting coach.
- ◆ Was the hitting coach for the Blue Jays under Manager John Gibbons in 2013...prior to that, spent three seasons (2010-12) as hitting coach for

the Blue Jays Triple-A affiliate, the Las Vegas 51s... after his playing career ended in 2007, he served as a coach for the GCL Blue Jays for one season and a roving hitting instructor for the Jays in 2009.

- ◆ During his 16-year pro career as an outfielder he played in exactly 1,800 games in the minors and 59 games in the majors over parts of five seasons with the Reds (1996), Blue Jays (2000, 2006), Marlins (2001) and Orioles (2004)...selected by the Reds in the first round (fifth overall) of the 1992 June Draft, immediately before the Yankees drafted Derek Jeter...was a teammate of Kevin Cash in 2002 at Triple-A Syracuse.
- ◆ Elected to the Triple-A International League Hall of Fame on Jan 28, 2020...spent nine seasons in the IL with six different franchises...won the Governors' Cup with Charlotte in 1999 and IL MVP honors with Syracuse in 2000.

CHAD MOTTOLA POSTSEASON HISTORY (2ND YEAR)

Tampa Bay Rays, Hitting Coach

2019, 2020



33

BENCH COACH

MATT QUATRARO

Matthew John Quatraro (kwuh-TRAH-roe)



SEASON-ENDING AGE **46**

POSITION PLAYED **Catcher**

BORN **11/14/73** in **Albany, NY**

RESIDES **St. Petersburg, FL**

TENURE **This is his 25th season in professional baseball, 21st in the Rays organization, 17th as a coach, manager or instructor, seventh as a major league coach.**

- ◆ Finishes his second season as Rays bench coach, and third on the Rays coaching staff...named the 10th bench coach in Rays history on Oct 31, 2018, after spending a season as the third base coach...he follows Frank Howard (1998-99), Bill Russell (2000), Hal McRae (2001), Billy Hatcher (2001-02), John McLaren (2003-05), Bill Evers (2006-07), Dave Martinez (2008-14), Tom Foley (2015-17) and Charlie Montoyo (2018)...in addition to his bench coach duties, he works with outfielders on positioning.
- ◆ Rejoined the Rays organization on Oct 24, 2017 after a four-year stint (2014-17) as the assistant hitting coach on Terry Francona's staff with the Indians...over his time there, the Indians ranked 5th in the majors with 4.55 R/G, 2nd with 1,518 2B, 2nd with 2,734 BB and 5th with a .327 OBP.
- ◆ Spent four years (2010-13) as the Rays minor league hitting coordinator before joining the major league staff with the Indians...became the first Rays minor league player to join the organization's coaching staff in 2004, when he began

the year as a minor league catching instructor and finished as the hitting coach for Short-A Hudson Valley...managed four seasons, making stops at Hudson Valley (2006-07), Class-A Columbus (2008) and Class-A Bowling Green (2009).

- ◆ Former catcher for parts of seven seasons in the minors, all with the Rays organization, topping out at Triple-A Durham in 2002...became the first player in the organization's history to hit for the cycle, on July 6, 1997 for Class-A Charleston, vs. Hickory (White Sox)...retired with a career .286 avg. in the minors...selected by the Rays in the eighth round of the 1996 June Draft, the club's first-ever amateur draft.

MATT QUATRARO POSTSEASON HISTORY [4TH YEAR]

Tampa Bay Rays, Bench Coach

2019, 2020

Cleveland Indians, Assistant Hitting Coach

2016, 2017



23

PITCHING COACH

KYLE SNYDER

Kyle Ehren Snyder



SEASON-ENDING AGE **43**

POSITION PLAYED **Pitcher**

BORN **9/9/77 in Houston, TX**

RESIDES **St. Petersburg, FL**

TENURE **This is his 22nd season in professional baseball, ninth as a coach or instructor, third as a major league coach.**

- ◆ Finishes his third season as major league pitching coach...hired on Oct 3, 2017 as the eighth pitching coach in franchise history, following Rick Williams (1998–2000), Bill Fischer (2000–01), Jackie Brown (2002), Chris Bosio (2003), Chuck Hernandez (2004–05), Mike Butcher (2006) and Jim Hickey (2007–17).
- ◆ The 2020 Rays ranked 3rd in the majors with a 3.56 ERA behind the Dodgers (3.02) and Indians (3.29)...this was the second consecutive season the Rays finished among the majors' top three in ERA, and fourth straight season they finished among the top ten...beginning on Aug 18, the Rays lowered their season ERA from 4.28 to 3.56, improving their major league rank from 16th to 3rd in the process.
- ◆ The Rays ranked 7th in the majors and 3rd in the AL in starter ERA (3.77)...they ranked 3rd in the majors in bullpen ERA (3.37) behind the Athletics (2.72) and Dodgers (2.74).
- ◆ No Rays pitcher qualified for the ERA leaderboard...Tyler Glasnow led the club with 57.1 IP...the Rays, Braves and Dodgers all won their divisions without a qualifying pitcher...prior to 2020, the only teams in major league history to win a division without a qualifying pitcher were the 2018 Dodgers (won NL pennant) and 2017 Astros (won World Series)...the Rays used 12 starting pitchers, tied for 4th in the majors...they used 12 pitchers to record a save, tying the major league record held by the 1973 Rangers.
- ◆ During his three years as pitching coach, the Rays staff has compiled a 3.68 ERA and .231 opp avg., both 3rd in the majors behind the Dodgers and Astros...the Rays introduced the opener concept in May 2018 and since then have gone 65-41 in 106 games when using one—including a 6-1 mark in 2020.
- ◆ The 2019 Rays, who used a club-record 33 pitchers, ranked 2nd in the majors with a 3.65 ERA (1,474.1-

IP, 598-ER) behind the Dodgers (3.37)...they became the first team in major league history to lead their league in ERA while using at least 33 pitchers...the Rays staff set a club record with 1,621 SO, surpassing 2014 (1,437)...in a season where MLB set a single-season home run record, the Rays allowed the fewest home runs in the majors (181).

- ◆ Spent three seasons (2015-17) as the pitching coach for Triple-A Durham...in three seasons under Snyder, Bulls pitchers combined for a 3.61 ERA and twice established strikeout records...in 2016, they set an International League record with 1,287 SO...in 2017, they shattered their own record with 1,421 SO—an all-time mark for Minor League Baseball...this mark has been passed by other clubs in recent seasons.
- ◆ Has spent the entirety of his coaching career in the Rays system...his first assignment was as pitching coach for Short-A Hudson Valley in 2012...promoted to Class-A Bowling Green in 2013...served as a pitching coordinator in 2014.
- ◆ Pitched professionally for 11 seasons, including parts of five years in the majors with the Royals (2003, 2005-06) and Red Sox (2006-08)...named to the Red Sox 2007 World Series roster, but did not pitch...underwent a total of five surgeries during his playing career, including Tommy John surgery in 2001...selected by the Royals in the first round (seventh overall) of the 1999 June Draft.

KYLE SNYDER POSTSEASON HISTORY (3RD YEAR)

Tampa Bay Rays, Pitching Coach
Boston Red Sox, Player

2019, 2020
2007



30

FIRST BASE COACH

OZZIE TIMMONS

Osborne Llewellyn Timmons



SEASON-ENDING AGE **50**

POSITION PLAYED **Outfielder**

BORN **9/18/70 in Tampa, FL**

RESIDES **Tampa, FL**

TENURE **This is his 30th season in professional baseball, 15th in the Rays organization, 14th as a coach, third as a major league coach.**

- ◆ Finishes his third season as Rays first base coach...was named the seventh first base coach in club history on Nov 3, 2017, following Billy Hatcher (1998-99, 2003-05), José Cardenal (2000-01), Lee May (2001-02), George Hendrick (2006-14), Dave Martinez (2007, as a fill-in for Hendrick, who was recovering from knee surgery) and Rocco Baldelli (2015-17)...also serves as an assistant hitting coach alongside Chad Mottola and provides baserunning instruction.
- ◆ Has spent his entire coaching career in the Rays system...before being named to the major league staff, spent two seasons as the hitting coach for Triple-A Durham (2016-17)...coached seven seasons with Double-A Montgomery (2009-15), one with Class-A Columbus (2008) and one with Short-A Hudson Valley (2007).
- ◆ Is one of four major league coaches in Rays history who were born in the Tampa Bay area, following Manager Kevin Cash (Tampa), former Manager Lou Piniella (Tampa) and former pitching coach Chuck Hernandez (Tampa).
- ◆ Since May 29, 2018 at OAK, when he began doing 10 push-ups in the dugout for every run

the Rays score, he has tallied 15,770 push-ups... that includes the 2019 postseason.

- ◆ Played 16 seasons professionally as an outfielder, including parts of five seasons in the majors with the Cubs (1995-96), Reds (1997), Mariners (1999) and Devil Rays (2000)...also played in the Japanese Central League, Mexican League and independent Atlantic League...finished his big league career with Tampa Bay on a 9-game hitting streak, and hit .341 (14-for-41) with 4 HR and 13 RBI in 12 games...hit 301 HR in his professional career, including abroad...selected by the Cubs in the fifth round of the 1991 June Draft out of the University of Tampa.
- ◆ Selected by the White Sox in the 44th round of the 1988 June Draft out of Brandon (Fla.) High School, but did not sign.

OZZIE TIMMONS POSTSEASON HISTORY (2ND YEAR)

Tampa Bay Rays, First Base Coach

2019, 2020



POSTSEASON PLAYER POOL

POSITIONAL

MANAGER & COACHES

- 16 Cash, Kevin (Manager)
- 41 Boroski, Stan (Bullpen)
- 97 Erlichman, Jonathan
(Process & Analytics)
- 24 Hoover, Paul (Field Coord.)
- 27 Linares, Rodney (3B)
- 51 Mottola, Chad (Hitting)
- 33 Quattraro, Matt (Pitching)
- 65 Snyder, Kyle (Pitching)
- 30 Timmons, Ozzie (1B)

PITCHERS (19)

- 46 Alvarado, José (L)
- 70 Anderson, Nick (R)
- 63 Castillo, Diego (R)
- 84 Curtiss, John (R)
- 47 Drake, Oliver (R)
- 29 Fairbanks, Pete (R)
- 61 Fleming, Josh (L)
- 85 Gilmartin, Sean (L)

- 20 Glasnow, Tyler (R)
- 45 Honeywell Jr., Brent (R)
- 15 Loup, Aaron (L)
- 62 McClanahan, Shane (L)
- 50 Morton, Charlie (R)
- 34 Richards, Trevor (R)
- 71 Sherriff, Ryan (L)
- 57 Slegers, Aaron (R)
- 4 Snell, Blake (L)
- 81 Thompson, Ryan (R)
- 48 Yarbrough, Ryan (L)

CATCHERS (4)

- 55 Hernández, Ronaldo
- 7 Perez, Michael
- 44 Smith, Kevan
- 10 Zunino, Mike

INFIELDERS (9)

- 1 Adames, Willy
- 43 Brosseau, Mike

- 22 Bruján, Vidal
- 26 Choi, Ji-Man
- 2 Díaz, Yandy
- 5 Franco, Wander
- 8 Lowe, Brandon
- 35 Lowe, Nate
- 18 Wendle, Joey

OUTFIELDERS (8)

- 56 Arozarena, Randy
- 39 Kiermaier, Kevin
- 13 Margot, Manuel
- 17 Meadows, Austin
- 31 O'Grady, Brian
- 14 Phillips, Brett
- 11 Renfroe, Hunter
- 25 Tsutsugo, Yoshi

NUMERICAL

- 1 Adames, Willy (SS)
- 2 Díaz, Yandy (INF)
- 4 Snell, Blake (LHP)
- 5 Franco, Wander (INF)
- 7 Perez, Michael (C)
- 8 Lowe, Brandon (INF/OF)
- 10 Zunino, Mike (C)
- 11 Renfroe, Hunter (OF)
- 13 Margot, Manuel (OF)
- 14 Phillips, Brett (OF)
- 15 Loup, Aaron (LHP)
- 46 Cash, Kevin (Manager)
- 17 Meadows, Austin (OF)
- 18 Wendle, Joey (INF/OF)
- 20 Glasnow, Tyler (RHP)
- 22 Bruján, Vidal (INF)
- 23 Snyder, Kyle (Pitching Coach)

- 24 Hoover, Paul (Field Coord.)
- 25 Tsutsugo, Yoshi (3B/OF)
- 26 Choi, Ji-Man (1B)
- 27 Linares, Rodney (3B Coach)
- 29 Fairbanks, Pete (RHP)
- 30 Timmons, Ozzie (1B Coach)
- 31 O'Grady, Brian (INF/OF)
- 33 Quattraro, Matt (Bench Coach)
- 34 Richards, Trevor (RHP)
- 35 Lowe, Nate (1B/3B)
- 39 Kiermaier, Kevin (CF)
- 41 Boroski, Stan (Bullpen Coach)
- 43 Brosseau, Mike (INF/OF)
- 44 Smith, Kevan (C)
- 45 Honeywell Jr., Brent (RHP)
- 46 Alvarado, José (LHP)
- 47 Drake, Oliver (RHP)

- 48 Yarbrough, Ryan (LHP)
- 50 Morton, Charlie (RHP)
- 51 Mottola, Chad (Hitting Coach)
- 55 Hernández, Ronaldo (C)
- 56 Arozarena, Randy (OF)
- 57 Slegers, Aaron (RHP)
- 61 Fleming, Josh (LHP)
- 62 McClanahan, Shane (LHP)
- 63 Castillo, Diego (RHP)
- 70 Anderson, Nick (RHP)
- 71 Sherriff, Ryan (LHP)
- 81 Thompson, Ryan (RHP)
- 84 Curtiss, John (RHP)
- 85 Gilmartin, Sean (LHP)
- 97 Erlichman, Jonathan
(Process & Analytics Coach)

ALPHABETICAL

- 1 Adames, Willy (SS)
- 46 Alvarado, José (LHP)
- 70 Anderson, Nick (RHP)
- 56 Arozarena, Randy (OF)
- 41 Boroski, Stan (Bullpen Coach)
- 43 Brosseau, Mike (INF/OF)
- 22 Bruján, Vidal (INF)
- 16 Cash, Kevin (Manager)
- 63 Castillo, Diego (RHP)
- 26 Choi, Ji-Man (1B)
- 84 Curtiss, John (RHP)
- 2 Díaz, Yandy (INF)
- 47 Drake, Oliver (RHP)
- 97 Erlichman, Jonathan
(Process & Analytics Coach)
- 29 Fairbanks, Pete (RHP)
- 61 Fleming, Josh (LHP)

- 5 Franco, Wander (INF)
- 85 Gilmartin, Sean (LHP)
- 20 Glasnow, Tyler (RHP)
- 55 Hernández, Ronaldo (C)
- 45 Honeywell Jr., Brent (RHP)
- 24 Hoover, Paul (Field Coord.)
- 39 Kiermaier, Kevin (CF)
- 27 Linares, Rodney (3B Coach)
- 15 Loup, Aaron (LHP)
- 8 Lowe, Brandon (INF/OF)
- 35 Lowe, Nate (1B/3B)
- 13 Margot, Manuel (OF)
- 62 McClanahan, Shane (LHP)
- 17 Meadows, Austin (OF)
- 50 Morton, Charlie (RHP)
- 51 Mottola, Chad (Hitting Coach)
- 31 O'Grady, Brian (INF/OF)

- 7 Perez, Michael (C)
- 14 Phillips, Brett (OF)
- 33 Quattraro, Matt (Bench Coach)
- 11 Renfroe, Hunter (OF)
- 34 Richards, Trevor (RHP)
- 71 Sherriff, Ryan (LHP)
- 57 Slegers, Aaron (RHP)
- 44 Smith, Kevan (C)
- 4 Snell, Blake (LHP)
- 23 Snyder, Kyle (Pitching Coach)
- 81 Thompson, Ryan (RHP)
- 30 Timmons, Ozzie (1B Coach)
- 25 Tsutsugo, Yoshi (3B/OF)
- 18 Wendle, Joey (INF/OF)
- 48 Yarbrough, Ryan (LHP)
- 10 Zunino, Mike (C)



HOW THE RAYS WERE BUILT

ACQUIRED BY TRADE : 19

DATE	PLAYER	HOW ACQUIRED
July 31, 2014	Willy Adames	From the Detroit Tigers in a three-team trade with the Seattle Mariners, along with LHP Drew Smyly and INF Nick Franklin for LHP David Price
Jan 11, 2017	Ryan Yarbrough	From the Seattle Mariners along with OF Mallex Smith and INF Carlos Vargas for LHP Drew Smyly
Dec 11, 2017	Joey Wendle	From the Oakland Athletics for a player to be named (C Jonah Heim)
June 10, 2018	Ji-Man Choi	From the Milwaukee Brewers for INF Brad Miller and cash considerations
July 25, 2018	Michael Perez	From the Arizona Diamondbacks along with RHP Brian Shaffer for RHP Matt Andriese
July 31, 2018	Tyler Glasnow Austin Meadows	From the Pittsburgh Pirates along with a player to be named (RHP Shane Baz) for RHP Chris Archer
Nov 8, 2018	Mike Zunino	From the Seattle Mariners along with OF Guillermo Heredia and LHP Michael Plassmeyer for OF Mallex Smith and OF Jake Fraley
Dec 13, 2018	Yandy Díaz	From the Cleveland Indians in a three-team trade with the Seattle Mariners, along with RHP Cole Sulser for 1B Jake Bauers and cash considerations
Jan 4, 2019	Oliver Drake	From the Toronto Blue Jays for cash considerations
March 30, 2019	Aaron Slegers	From the Pittsburgh Pirates for cash considerations
July 13, 2019	Pete Fairbanks	From the Texas Rangers for INF Nick Solak
July 31, 2019	Nick Anderson Trevor Richards	From the Miami Marlins for OF Jesús Sánchez and RHP Ryne Stanek
Nov 27, 2019	Brian O'Grady	From the Cincinnati Reds for a player to be named and cash considerations
Dec 6, 2019	Hunter Renfroe	From the San Diego Padres along with INF Xavier Edwards and a player to be named (INF Esteban Quiroz) for OF Tommy Pham and INF/RHP Jake Cronenworth
Jan 9, 2020	Randy Arozarena	From the St. Louis Cardinals along with 1B/DH José Martínez, a Competitive Balance Round A draft selection for LHP Matthew Liberatore, C Edgardo Rodríguez and a Competitive Balance Round B draft selection
Feb 8, 2020	Manuel Margot	From the San Diego Padres along with C/OF Logan Driscoll for RHP Emilio Pagán
Aug 27, 2020	Brett Phillips	From the Kansas City Royals for INF Lucius Fox

JUNE DRAFT : 7

YEAR	PLAYER	ROUND
2010	Kevin Kiermaier	31st
2011	Blake Snell	1st
2014	Brent Honeywell Jr.	2nd
2015	Brandon Lowe	3rd
2016	Nate Lowe	13th
2017	Josh Fleming	5th
2018	Shane McClellan	1st

RULE 5 DRAFT : 1

YEAR	PLAYER	PHASE
2018	Ryan Thompson	Triple-A

SIGNED AS FREE AGENT : 2

DATE	PLAYER	PRIOR CLUB
Dec 21, 2018	Charlie Morton	Houston Astros
Dec 16, 2019	Yoshi Tsutsugo	Yokohama (Japan)

MINOR LEAGUE CONTRACT : 11

DATE	PLAYER	TYPE
March 13, 2012	José Alvarado	International
March 5, 2014	Diego Castillo	International
Aug 9, 2014	Ronaldo Hernández	International
Oct 17, 2014	Vidal Bruján	International
June 14, 2016	Mike Brosseau	Non-drafted
July 2, 2017	Wander Franco	International
Oct 17, 2018	Ryan Sherriff	Free Agent
Jan 13, 2020	Kevan Smith	Free Agent
Jan 24, 2020	John Curtiss	Free Agent
Feb 6, 2020	Sean Gilmartin	Free Agent
Feb 11, 2020	Aaron Loup	Free Agent



1

SHORTSTOP

WILLY ADAMES

Willy Rafael Adames Luna (ah-DAH-mes)

BATS **RIGHT**THROWS **RIGHT**HEIGHT **6'0"**WEIGHT **210**SEASON-ENDING AGE **25**MAJOR LEAGUE SERVICE **2 years, 105 days**BORN **9/2/95 in Santiago, DR**RESIDES **Santiago, DR**CONTRACT STATUS **Signed through 2020**SIGNING SCOUT **Aldo Perez, Ramon Perez and Miguel Garcia (Tigers)**

ACQUIRED **From the Detroit Tigers along with INF Nick Franklin and LH Drew Smyly in a three-team trade with the Seattle Mariners in exchange for LH David Price, 7/31/14**

2020 SEASON

- ◆ Appeared in 54 games and made 51 starts, all at shortstop, in his second full season in the majors...hit .319/.396/.596 (15-for-47) vs. LHP and .308/.449/.615 (12-for-39) with RISP.
- ◆ Hit .330/.403/.632 (35-for-106) with 7 HR on the road, compared to .165/.233/.278 (13-for-79) with 1 HR at home...over the last two seasons, has a .310 avg. (117-for-377) on the road and 22 of his 28 HR (78.6 pct.) have come away from Tropicana Field, highest rate in the majors (min. 20 HR).
- ◆ Led the team and tied for 9th in the AL with 15 2B...led the majors with 14 2B through Sep 2, but after that only had one in his last 18 games.
- ◆ His 74 SO were most on the team and 5th in the AL...struck out in 33 of 67 AB (49.3 pct.) in his last 18 games, from Sep 4 through season's end.
- ◆ In 2019, his 12 Defensive Runs Saved tied for most among shortstops...in 2020, was credited 2 DRS and committed 9 errors in 450 innings...his 9 errors tied for most among AL shortstops.
- ◆ Hit .203 (15-for-74) in 20 games (all starts) in September, dropping his season avg. from .297 to .259...hit 3 HR in his last 8 games, compared to 2 HR in 18 games (17 starts) from Aug 25-Sep 17.
- ◆ Was the youngest player on the Rays Opening Day roster for a second consecutive year.
- ◆ On Aug 16 at TOR, gave the Rays a 7-5 lead in a 7-inning game with a 2-run homer in the 8th inning, the first extra-inning homer of his career...it was the first scheduled 7-inning game to go to extras in 2020...therefore, he became the first player under the modified rules to hit an extra-inning homer in the 8th or 9th inning.

- ◆ On Aug 30 at MIA, hit a grand slam in the 5th inning, upheld after the Marlins challenged that he passed a runner on the bases...was the second grand slam of his career, following June 4, 2019 at DET, and first by the Rays since Austin Meadows on Aug 23, 2019 at BAL...became the second shortstop in franchise history with multiple grand slams (while playing the position), joining Ben Zobrist (both in 2008).
- ◆ Recorded multiple hits in four consecutive games from Aug 30-Sep 2, the longest such streak of his career...totaled 10 hits in 17 AB.
- ◆ On Sep 17 at BAL (G2), hit a 3-run homer off Bruce Zimmermann in the 1st inning to snap a 0-for-15 skid and the club's 0-for-20 drought with RISP...on Sep 23 at NYM, hit a RBI single in the 8th to snap the club's 0-for-27 skid with RISP.

POSTSEASON HISTORY

- ◆ **2019:** Homered in Games 3-4 of the ALDS, the first Ray to homer in back-to-back games in the postseason since B.J. Upton in Games 5-6 of the 2008 ALCS at vs. BOS.
- ◆ In Game 4 vs. HOU, threw out José Altuve at home in a highlight-reel relay in the top of the 4th inning, then homered to lead off the bottom of the frame...became the first player in postseason history to throw out a runner at the plate (excluding force-outs) and then lead off the next half inning with a homer...his home run hit the D-ring catwalk, the third time a fair ball struck a catwalk in the postseason.



CAREER HIGHS

HITS

3, 13x-last 9/1/20 at NYY

HITTING STREAK

10G, 4/6/19 - 4/18/19

HOME RUNS

1, 38x-last 9/22/20 at NYM

RBI

4, 2x-last 8/30/20 at MIA

RUNS

3, 4x-last 9/13/19 at LAA

WALKS

2, 13x-last 9/8/20 at WAS

STRIKEOUTS

4, 5x-last 9/17/20 at BAL

STOLEN BASES

1, 12x-last 9/22/20 at NYM

HOME RUN HIGHLIGHTS

GRAND SLAMS (2)

8/30/20 at MIA (Robert Dugger); 6/4/19 at DET (Buck Farmer)

WALK-OFF (1)

8/7/18 vs. BAL (Miguel Castro)

CAREER BATTING

YEAR	CLUB	AVG	G	AB	R	H	2B	3B	HR	RBI	SH	SF	HB	BB-I	SO	SB	CS	GDP	OBP	SLG
2013	DSL Tigers	.245	60	200	48	49	12	5	1	21	2	3	6	56-0	44	9	12	2	.419	.370
2014	West Michigan	.269	98	353	40	95	14	12	6	50	4	1	3	39-0	96	3	6	4	.346	.428
	Bowling Green	.278	27	97	15	27	5	2	2	11	0	1	1	15-1	30	3	0	2	.377	.433
2015	Charlotte	.258	106	396	51	102	24	6	4	46	0	6	0	54-1	123	10	1	12	.342	.379
2016	Montgomery	.274	132	486	89	133	31	6	11	57	1	3	4	74-1	121	13	6	12	.372	.430
2017	Durham	.277	130	506	74	140	30	5	10	62	1	3	3	65-0	132	11	5	15	.360	.415
2018	Durham	.286	64	245	36	70	9	5	4	34	0	5	1	27-2	66	3	3	6	.353	.412
	Tampa Bay	.278	85	288	43	80	7	0	10	34	1	2	1	31-3	95	6	5	6	.348	.406
2019	Tampa Bay	.254	152	531	69	135	25	1	20	52	3	1	3	46-1	153	4	2	9	.317	.418
2020	Tampa Bay	.259	54	185	29	48	15	1	8	23	0	0	0	20-0	74	2	1	4	.332	.481
Minor League Totals		.270	617	2283	353	616	125	41	38	281	8	22	18	330-5	612	52	33	53	.363	.410
Major League Totals		.262	291	1004	141	263	47	2	38	109	4	3	4	97-4	322	12	8	19	.329	.426

1: Signed by the Detroit Tigers as a free agent, July 2, 2012....signed by Aldo Perez, Ramon Perez and Miguel Garcia. 2: Acquired by the Tampa Bay Rays along with LH Drew Smyly from Detroit as part of a three-team trade, July 31, 2014. The Seattle Mariners sent INF Nick Franklin to Tampa Bay. Tampa Bay sent LH David Price to Detroit. Detroit sent OF Austin Jackson to Seattle.

CAREER FIELDING

YEAR	POSITION	PCT	G	PO	A	E	TC	DP
2018	Shortstop	.947	75	72	161	13	246	38
	Second Base	.981	10	20	31	1	52	6
2019	Shortstop	.970	152	157	388	17	562	68
2020	Shortstop	.953	53	53	131	9	193	27
Totals Shortstop		.961	280	282	680	39	1001	133
Second Base		.981	10	20	31	1	52	6

POSTSEASON BATTING

YEAR	SERIES	CLUB	AVG	G	AB	R	H	2B	3B	HR	RBI	SH	SF	HB	BB-I	SO	SB	CS	GDP	OBP	SLG
2019	ALWC	TB vs. OAK	.000	1	4	0	0	0	0	0	0	0	0	0	0-0	2	0	0	0	.000	.000
	ALDS	TB vs. HOU	.385	5	13	3	5	1	0	2	2	0	0	0	3-0	3	0	1	0	.500	.923
Postseason Totals			.294	6	17	3	5	1	0	2	2	0	0	0	3-0	5	0	1	0	.400	.706



CAREER BREAKDOWN

	2020					CAREER				
	AVG	AB	H	HR	RBI	AVG	AB	H	HR	RBI
Total	.259	185	48	8	23	.262	1004	263	38	109
vs. Left	.319	47	15	2	7	.222	311	69	12	35
vs. Right	.239	138	33	6	16	.280	693	194	26	74
Home	.165	79	13	1	6	.224	508	114	13	46
Away	.330	106	35	7	17	.300	496	149	25	63
Grass	.340	94	32	6	13	.288	427	123	21	48
Turf	.176	91	16	2	10	.243	577	140	17	61
Interleague	.194	62	12	2	9	.238	160	38	4	16
Pre-All Star	.259	185	48	8	23	.241	577	139	21	58
Post-All Star	-	-	-	-	-	.290	427	124	17	51
March	-	-	-	-	-	.000	10	0	0	0
April	-	-	-	-	-	.225	80	18	1	4
May	-	-	-	-	-	.270	100	27	4	10
June	-	-	-	-	-	.265	151	40	7	19
July	.333	21	7	0	2	.200	160	32	4	10
August	.289	90	26	4	12	.304	270	82	13	36
September	.203	74	15	4	9	.275	233	64	9	30
October	-	-	-	-	-	-	-	-	-	-
vs. ARI	-	-	-	-	-	.333	9	3	0	0
vs. ATL	.333	9	3	0	1	.333	18	6	0	2
vs. BAL	.226	31	7	2	4	.260	127	33	4	10
vs. BOS	.259	27	7	1	3	.179	123	22	6	13
vs. CLE	-	-	-	-	-	.297	37	11	1	2
vs. COL	-	-	-	-	-	.077	13	1	0	0
vs. CWS	-	-	-	-	-	.321	28	9	0	3
vs. DET	-	-	-	-	-	.206	34	7	2	6
vs. HOU	-	-	-	-	-	.132	38	5	1	2
vs. KC	-	-	-	-	-	.313	32	10	1	5
vs. LAA	-	-	-	-	-	.280	25	7	2	4
vs. LAD	-	-	-	-	-	.133	15	2	0	2
vs. MIA	.150	20	3	1	4	.186	43	8	2	5
vs. MIN	-	-	-	-	-	.345	29	10	2	4
vs. NYM	.273	11	3	1	2	.267	15	4	2	3
vs. NYY	.353	34	12	1	2	.250	152	38	5	11
vs. OAK	-	-	-	-	-	.370	27	10	2	4
vs. PHI	.250	8	2	0	2	.250	8	2	0	2
vs. SD	-	-	-	-	-	.636	11	7	0	1
vs. SEA	-	-	-	-	-	.250	20	5	0	0
vs. SF	-	-	-	-	-	.273	11	3	0	0
vs. TEX	-	-	-	-	-	.276	29	8	2	6
vs. TOR	.323	31	10	2	5	.350	143	50	6	23
vs. WAS	.071	14	1	0	0	.118	17	2	0	1
As DH	-	-	-	-	-	-	-	-	-	-
As PH	.000	1	0	0	0	.500	6	3	0	1



70

RIGHT-HANDED PITCHER

NICK ANDERSON

Nick Paul Anderson

BATS **RIGHT**THROWS **RIGHT**HEIGHT **6'4"**WEIGHT **205**SEASON-ENDING AGE **30**MAJOR LEAGUE SERVICE **2 years**BORN **7/5/90 in Crosby, MN**RESIDES **Brainerd, MN**CONTRACT STATUS **Signed through 2020**SIGNING SCOUT **Bill Milos (Twins)**

ACQUIRED **From the Miami Marlins along with RH Trevor Richards in exchange for OF Jesús Sánchez and RH Ryne Stanek, 7/31/19**

2020 SEASON

- Made 19 apps in his first full season with the Rays...missed 13 games from Aug 20-Sep 3 while on the injured list (right forearm inflammation).
- Finished with a 0.55 ERA (16.1-IP, 1-ER) and .091 opp avg. (5-for-55), including a .034 opp avg. (1-for-29) against right-handed batters...struck out 26 of his 58 BF (44.8 pct.).
- Led the Rays bullpen with 6 saves, converting each of his chances...limited opponents to a .061 avg. (2-for-33) in save opportunities.
- Among pitchers with as many innings (16.1), his 0.55 ERA ranked 6th in the majors while his .091 opp avg. ranked 3rd behind KC Jesse Hahn (.071) and MIL Devin Williams (.090).
- Went 1-0 with a 0.00 ERA (9.1-IP, 0-ER) in 11 apps before the injury and 1-1 with a 1.29 ERA (7-IP, 1-ER) in 8 apps after being reinstated.
- Eighteen of his 19 apps were scoreless, and he did not allow a hit in 14 of his 19 apps...entered with the Rays tied or ahead in all 19 apps.
- His first 14 apps were scoreless, tied with Scott Aldred in 1999 for the longest streak of scoreless apps to start a season in franchise history (excluding in-season acquisitions).
- Only one of his 14 IR came around to score (7.1 pct.), 4th in the majors according to Stats LLC.
- Since he was traded to the Rays on July 31, 2019, has struck out 67 of 136 BF (49.3 pct.) with 5 BB, and has a 1.43 ERA with the club...since his Rays debut on Aug 1, 2019, his 49.3 pct. strikeout rate is the highest in the majors (min. 20 IP).
- Made his second consecutive Opening Day roster, following 2019 (with MIA).
- On Aug 4 vs. BOS, recorded his first save since the trade to the Rays...inherited the bases loaded

with 1 out and tying run at the plate in the 9th inning and struck out both batters faced.

- On Aug 8 vs. NYY (G2), entered with 1-on, 2-out in the 7th and final inning to face the potential tying run, and got an Aaron Judge flyout.
- On Sep 4 vs. MIA, was reinstated from the 10-day IL and recorded the save against his former team...went walk, E6 to start the 9th inning but got a fielder's choice, pop out and strikeout.
- On Sep 15 vs. WAS, inherited the bases loaded with 1 out in the 9th inning and the potential tying run on deck and struck out both batters faced for the save...extended his scoreless streak to 14 straight apps to start the season.
- On Sep 16 vs. WAS, suffered his first loss since July 13, 2019 vs. NYM (with MIA), allowing a 2-run homer to Luis García on the first pitch of the 10th inning...was his first run allowed since Game 2 of the 2019 ALDS at HOU.

POSTSEASON HISTORY

- **2019:** Went 1.1 IP in the Wild Card Game at OAK...allowed a leadoff single in the 8th inning but struck out his next 4 BF.
- Made 3 apps in the ALDS, including a career-high 2.1 IP in Game 4 vs. HOU.



CAREER HIGHS

LONGEST OUTING	WALKS	RUNS ALLOWED	WIN STREAK
2.0, 2x-last 7/18/19 vs. SD	2, 3x-last 7/28/19 vs. ARI	5, 5/4/19 vs. ATL	3G, 8/3/19 - 9/7/19
STRIKEOUTS	HR ALLOWED	HITS ALLOWED	LOSS STREAK
5, 2x-last 7/18/19 vs. SD	1, 9x-last 9/16/20 vs. WAS	4, 5/4/19 vs. ATL	2G, 6/16/19 - 7/13/19

CAREER PITCHING

YEAR	CLUB	W	L	ERA	G	GS	CG	SHO	SV	IP	H	R	ER	HR	HB	BB-I	SO	WP	BK
2012	Rockford (IND)	1	4	7.71	7	7	0	0	0	32.2	42	35	28	5	0	21-0	20	4	0
2013	Rockford (IND)	5	10	6.42	16	16	0	0	0	81.1	94	67	58	11	5	38-0	69	11	0
2014		Did Not Play																	
2015	Frontier (IND)	2	0	0.65	25	0	0	0	13	27.2	17	2	2	0	0	6-0	35	0	0
	Cedar Rapids	0	1	0.75	9	0	0	0	4	12.0	7	1	1	1	1	0-0	12	0	0
2016	Cedar Rapids	4	0	0.90	12	0	0	0	3	20.0	6	3	2	0	0	3-0	28	0	0
	Fort Myers	0	3	3.58	30	0	0	0	10	37.2	33	16	15	2	1	13-1	47	2	0
2017	Fort Myers	2	0	0.89	15	0	0	0	2	20.1	13	2	2	0	0	3-0	20	2	0
	Chattanooga	2	1	1.07	29	0	0	0	9	33.2	19	4	4	0	1	7-0	37	1	0
2018	Rochester	8	2	3.30	39	4	0	0	4	60.0	49	26	22	8	1	19-2	88	3	0
2019	Miami	2	4	3.92	45	0	0	0	1	43.2	40	19	19	5	1	16-3	69	2	0
	Tampa Bay	3	0	2.11	23	0	0	0	0	21.1	12	5	5	3	1	2-1	41	2	0
2020	Tampa Bay	2	1	0.55	19	0	0	0	6	16.1	5	2	1	1	0	3-0	26	0	0
Minor League Totals		16	7	2.25	134	4	0	0	32	183.2	127	52	46	11	4	45-3	232	8	0
Rays Totals		5	1	1.43	42	0	0	0	6	37.2	17	7	6	4	1	5-1	67	2	0
Major League Totals		7	5	2.77	87	0	0	0	7	81.1	57	26	25	9	2	21-4	136	4	0

1: Signed by the Minnesota Twins as a free agent, August 7, 2015...signed by Bill Milos. 2: Acquired by the Miami Marlins from Minnesota in exchange for INF Brian Schales, November 20, 2018. 3: Acquired by the Tampa Bay Rays along with RH Trevor Richards from Miami in exchange for OF Jesús Sánchez and RH Ryne Stanek, July 31, 2019.

CAREER FIELDING

YEAR	POSITION	PCT	G	PO	A	E	TC	DP
2019	Pitcher	.857	68	2	4	1	7	0
2020	Pitcher	1.000	19	1	0	0	1	0
Totals		.875	87	3	4	1	8	0

POSTSEASON PITCHING

YEAR	SERIES	CLUB	W	L	ERA	G	GS	CG	SHO	SV	IP	H	R	ER	HR	HB	BB-I	SO	WP	BK
2019	ALWC	TB vs. OAK	0	0	0.00	1	0	0	0	0	1.1	1	0	0	0	0	0-0	4	0	0
	ALDS	TB vs. HOU	0	0	2.08	3	0	0	0	0	4.1	4	1	1	0	0	0-0	4	1	0
Postseason Totals			0	0	1.59	4	0	0	0	0	5.2	5	1	1	0	0	0-0	8	1	0



CAREER BREAKDOWN

	2020										CAREER									
	W	L	SV	ERA	G	GS	IP	H	ER		W	L	SV	ERA	G	GS	IP	H	ER	
Total	2	1	6	0.55	19	0	16.1	5	1		7	5	7	2.77	87	0	81.1	57	25	
Home	2	1	4	1.13	10	0	8.0	3	1		5	4	4	3.68	48	0	44.0	36	18	
Away	0	0	2	0.00	9	0	8.1	2	0		2	1	3	1.69	39	0	37.1	21	7	
Grass	0	0	2	0.00	9	0	8.1	2	0		3	4	3	3.21	65	0	61.2	47	22	
Turf	2	1	4	1.13	10	0	8.0	3	1		4	1	4	1.37	22	0	19.2	10	3	
Starter	-	-	-	-	-	-	-	-	-		-	-	-	-	-	-	-	-	-	
Reliever	2	1	6	0.55	19	0	16.1	5	1		7	5	7	2.77	87	0	81.1	57	25	
Pre-All Star	2	1	6	0.55	19	0	16.1	5	1		4	4	7	3.02	58	0	53.2	39	18	
Post-All Star	-	-	-	-	-	-	-	-	-		3	1	0	2.28	29	0	27.2	18	7	
Interleague	1	1	3	1.69	7	0	5.1	2	1		4	1	3	0.55	18	0	16.1	6	1	
March	-	-	-	-	-	-	-	-	-		0	0	0	0.00	2	0	1.1	0	0	
April	-	-	-	-	-	-	-	-	-		0	0	0	2.31	11	0	11.2	9	3	
May	-	-	-	-	-	-	-	-	-		2	2	0	9.31	10	0	9.2	11	10	
June	-	-	-	-	-	-	-	-	-		0	1	1	3.09	13	0	11.2	11	4	
July	1	0	0	0.00	2	0	1.2	2	0		1	1	0	1.64	11	0	11.0	11	2	
August	0	0	3	0.00	9	0	7.2	2	0		2	0	3	0.47	21	0	19.1	7	1	
September	1	1	3	1.29	8	0	7.0	1	1		2	1	3	2.70	19	0	16.2	8	5	
October	-	-	-	-	-	-	-	-	-		-	-	-	-	-	-	-	-	-	
vs. ARI	-	-	-	-	-	-	-	-	-		0	0	0	0.00	2	0	1.1	1	0	
vs. ATL	0	0	0	0.00	1	0	0.1	1	0		0	1	0	6.43	7	0	7.0	8	5	
vs. BAL	0	0	0	0.00	2	0	2.0	0	0		0	0	0	0.00	4	0	4.0	0	0	
vs. BOS	0	0	1	0.00	4	0	3.2	2	0		0	0	1	2.35	8	0	7.2	6	2	
vs. CHC	-	-	-	-	-	-	-	-	-		0	0	0	3.00	3	0	3.0	2	1	
vs. CIN	-	-	-	-	-	-	-	-	-		0	0	0	0.00	1	0	1.1	1	0	
vs. CLE	-	-	-	-	-	-	-	-	-		0	0	0	0.00	3	0	3.0	0	0	
vs. COL	-	-	-	-	-	-	-	-	-		0	0	0	0.00	2	0	1.1	0	0	
vs. CWS	-	-	-	-	-	-	-	-	-		0	0	0	0.00	2	0	2.0	1	0	
vs. DET	-	-	-	-	-	-	-	-	-		1	0	0	0.00	2	0	3.0	0	0	
vs. HOU	-	-	-	-	-	-	-	-	-		0	0	0	9.00	1	0	1.0	1	1	
vs. LAA	-	-	-	-	-	-	-	-	-		0	0	0	9.00	1	0	1.0	1	1	
vs. LAD	-	-	-	-	-	-	-	-	-		0	0	0	0.00	2	0	1.2	1	0	
vs. MIA	0	0	1	0.00	1	0	1.0	0	0		1	0	1	0.00	2	0	2.0	0	0	
vs. MIL	-	-	-	-	-	-	-	-	-		0	0	0	0.00	1	0	1.0	2	0	
vs. NYM	0	0	1	0.00	2	0	1.1	0	0		0	1	1	12.46	6	0	4.1	10	6	
vs. NYY	0	0	1	0.00	4	0	3.0	0	0		0	0	1	0.00	5	0	3.1	0	0	
vs. PHI	1	0	0	0.00	1	0	1.0	0	0		1	0	1	1.23	7	0	7.1	3	1	
vs. PIT	-	-	-	-	-	-	-	-	-		0	1	0	9.00	2	0	2.0	3	2	
vs. SD	-	-	-	-	-	-	-	-	-		1	0	0	0.00	3	0	4.0	1	0	
vs. SEA	-	-	-	-	-	-	-	-	-		0	0	0	0.00	4	0	4.0	3	0	
vs. SF	-	-	-	-	-	-	-	-	-		1	0	0	0.00	1	0	1.0	0	0	
vs. STL	-	-	-	-	-	-	-	-	-		0	0	0	5.40	3	0	1.2	3	1	
vs. TB	-	-	-	-	-	-	-	-	-		0	0	0	0.00	2	0	1.1	2	0	
vs. TEX	-	-	-	-	-	-	-	-	-		0	0	0	6.75	2	0	1.1	1	1	
vs. TOR	1	0	1	0.00	2	0	2.1	1	0		2	0	1	0.00	4	0	4.1	2	0	
vs. WAS	0	1	1	5.40	2	0	1.2	1	1		0	2	1	5.68	7	0	6.1	5	4	



56

OUTFIELDER

RANDY AROZARENA

Randy Arozarena Gonzalez (ah-row-sah-RAY-nah)

BATS RIGHT

THROWS RIGHT

HEIGHT 5'11"

WEIGHT 185

SEASON-ENDING AGE 25

MAJOR LEAGUE SERVICE 129 days

BORN 2/28/95 in Havana, Cuba

RESIDES Tijuana, MEX

CONTRACT STATUS Signed through 2020

SIGNING SCOUT Ramon Garcia (Cardinals)

ACQUIRED From the St. Louis Cardinals along with OF José Martínez and a Competitive Balance Round A draft selection in exchange for LH Matthew Liberatore, C Edgardo Rodriguez and a Competitive Balance Round B draft selection, 1/9/20

2020 SEASON

- Appeared in 23 games and made 17 starts (12-LF, 4-DH, 1-RF) after his Aug 30 recall, when 1B/DH José Martínez was traded to the Cubs...from the date of his recall through season's end, ranked 3rd among AL rookies with 7 HR and 15 runs and tied for 3rd with 4 SB.
- Was on the alternate training site COVID-19 Related IL/Rehab from July 22-Aug 29.
- Hit all 7 HR in September, which led the team and tied for 7th in the AL...fell 4 PA shy of qualifying in September, but his .678 SLG would have ranked 3rd in the AL and his 1.055 OPS would have ranked 4th...also led the team in September with 14 runs and 11 RBI (tied with Nate Lowe).
- Hit .400 (8-for-20) with 4 HR vs. LHP.
- Hit 4 HR in his first 16 AB with the Rays and was the first player in club history with 4 HR in his first 16 AB of a season, passing Steven Souza Jr. (3) in 2016, Sean Rodríguez (3) in 2014, Evan Longoria (3) in 2009 and Jorge Cantú (3) in 2005.
- He also became the first player in franchise history to hit 4 HR in his first 16 career at-bats with the Rays, passing in-season acquisitions Lucas Duda (3) in 2017 and Chris Gomez (3) in 2001.
- Recorded a pair of multi-HR games, both in a span of 15 games (12 starts) from Sep 6-23... became the fastest in club history with a pair of multi-HR games, coming in his 25th and 39th career games...broke the mark previously held by Curt Casali (49th and 50th career games).
- On Aug 30 at MIA, was recalled from the alternate training site and made his Rays debut as a defensive replacement in left field.

- On Aug 31 at NYY, made his first start with the Rays and started out of the leadoff spot for the first time in his career...recorded his first hit as a Ray, a 6th-inning single off Nick Nelson, and stole second base with 2 outs in the inning.
- On Sep 2 at NYY, his 2-run homer off Jordan Montgomery in the 1st inning was the second of his career, joining Sep 25, 2019 at ARI (with STL).
- On Sep 6 vs. MIA, hit solo homers off Trevor Rogers in the 1st and 6th innings for the first multi-HR game of his career...became the fourth Cuban-born player with a multi-HR game for the Rays, joining Yandy Diaz, Yuliel Escobar and José Canseco (twice).
- On Sep 23 at NYM, recorded his second multi-HR game, with a go-ahead, 2-run homer off Michael Wacha in the 6th inning and a solo shot off Steven Matz in the 9th...his solo homer went a career-long 431 feet, according to StatCast.
- In the season finale on Sep 27 vs. PHI, was originally written into the starting lineup at second base, which would have been his debut in the infield...a late lineup change (sore foot for Manuel Margot) forced him back to the outfield.

POSTSEASON HISTORY

- 2019: Was used four times as a pinch-hitter and once as a defensive replacement...became the third Cuban-born player to appear in a postseason game for the Cardinals, joining Eli Marrero and Tony Fossas.



CAREER HIGHS

HITS

3, 2x-last 9/23/20 at NYM

HITTING STREAK

4G, 9/2/20 – 9/7/20

HOME RUNS

2, 2x-last 9/23/20 at NYM

RBI

3, 9/23/20 at NYM

RUNS

3, 9/23/20 at NYM

WALKS

2, 2x-last 9/27/20 vs. PHI

STRIKEOUTS

3, 2x-last 9/25/20 vs. PHI

STOLEN BASES

1, 6x-last 9/25/20 vs. PHI

HOME RUN HIGHLIGHTS

MULTI-HR GAMES (2)

2 – 9/23/20 at NYM; 9/6/20 vs. MIA

CAREER BATTING

YEAR	CLUB	AVG	G	AB	R	H	2B	3B	HR	RBI	SH	SF	HB	BB-I	SO	SB	CS	GDP	OBP	SLG
2013	Pinar del Rio (Cuba)	.077	19	13	6	1	0	0	0	0	1	0	0	6-0	3	0	1	0	.368	.077
2014	Pinar del Rio (Cuba)	.291	74	227	49	66	12	4	3	24	6	3	13	36-1	37	15	6	4	.412	.419
2015		Did Not Play																		
2016	Tijuana (MEX)	.100	5	20	3	2	1	0	0	0	0	0	0	2-0	3	0	0	1	.182	.150
2017	Palm Beach	.275	70	265	38	73	22	3	8	40	1	4	12	13-0	53	10	4	3	.333	.472
	Springfield	.252	51	163	34	41	10	1	3	9	1	1	3	27-0	34	8	3	8	.366	.380
2018	Memphis	.232	89	267	42	62	16	0	5	28	3	2	11	28-1	59	17	5	6	.328	.348
	Springfield	.396	24	91	22	36	5	0	7	21	1	0	4	6-0	25	9	3	1	.455	.681
2019	Springfield	.309	28	97	14	30	7	2	3	15	0	0	6	13-2	23	8	5	4	.422	.515
	Memphis	.358	64	246	51	88	18	2	12	38	0	2	11	24-0	48	9	7	5	.435	.593
	St. Louis	.300	19	20	4	6	1	0	1	2	0	0	1	2-0	4	2	1	0	.391	.500
2020	Tampa Bay	.281	23	64	15	18	2	0	7	11	0	1	5	6-0	22	4	0	2	.382	.641
Minor League Totals		.292	326	1129	201	330	78	8	38	151	6	9	47	111-3	242	61	27	27	.377	.477
Major League Totals		.286	42	84	19	24	3	0	8	13	0	1	6	8-0	26	6	1	2	.384	.607
Cuban Nat'l. Series		.279	93	240	55	67	12	4	3	24	7	3	13	42-1	40	15	7	4	.409	.400
Mexican League Totals		.100	5	20	3	2	1	0	0	0	0	0	0	2-0	3	0	0	1	.182	.150

1: Signed by the St. Louis Cardinals as a free agent, August 1, 2016...signed by Ramon Garcia. 2: Acquired by the Tampa Bay Rays along with OF José Martínez and a Competitive Balance Round A draft selection from St. Louis in exchange for LH Matthew Liberatore, C Edgardo Rodríguez and a Competitive Balance Round B draft selection, January 9, 2020.

CAREER FIELDING

YEAR	POSITION	PCT	G	PO	A	E	TC	DP
2019	Right Field	1.000	6	4	0	0	4	0
	Center Field	1.000	5	7	1	0	8	0
	Left Field	-	1	0	0	0	0	0
2020	Left Field	1.000	14	14	1	0	15	1
	Right Field	-	3	0	0	0	0	0
	Center Field	1.000	2	3	0	0	3	0
Totals Left Field		1.000	15	14	1	0	15	1
Right Field		1.000	9	4	0	0	4	0
Center Field		1.000	7	10	1	0	11	0

POSTSEASON BATTING

YEAR	SERIES	CLUB	AVG	G	AB	R	H	2B	3B	HR	RBI	SH	SF	HB	BB-I	SO	SB	CS	GDP	OBP	SLG
2019	NLDS	STL vs. ATL	.000	3	3	0	0	0	0	0	0	0	0	0	0-0	2	0	0	0	.000	.000
	NLCS	STL vs. WAS	.000	2	1	0	0	0	0	0	0	0	0	1	0-0	1	1	0	0	.500	.000
Postseason Totals			.000	5	4	0	0	0	0	0	0	0	0	1	0-0	3	1	0	0	.200	.000



CAREER BREAKDOWN

	2020					CAREER				
	AVG	AB	H	HR	RBI	AVG	AB	H	HR	RBI
Total	.281	64	18	7	11	.286	84	24	8	13
vs. Left	.400	20	8	4	5	.391	23	9	4	5
vs. Right	.227	44	10	3	6	.246	61	15	4	8
Home	.333	27	9	2	2	.313	32	10	2	2
Away	.243	37	9	5	9	.269	52	14	6	11
Grass	.250	36	9	5	9	.235	51	12	5	10
Turf	.321	28	9	2	2	.364	33	12	3	3
Interleague	.364	33	12	5	6	.378	37	14	5	7
Pre-All Star	.281	64	18	7	11	.281	64	18	7	11
Post-All Star	-	-	-	-	-	.300	20	6	1	2
March	-	-	-	-	-	-	-	-	-	-
April	-	-	-	-	-	-	-	-	-	-
May	-	-	-	-	-	-	-	-	-	-
June	-	-	-	-	-	-	-	-	-	-
July	-	-	-	-	-	-	-	-	-	-
August	.200	5	1	0	0	.231	13	3	0	1
September	.288	59	17	7	11	.296	71	21	8	12
October	-	-	-	-	-	-	-	-	-	-
vs. ARI	-	-	-	-	-	.600	5	3	1	1
vs. BAL	.214	14	3	1	3	.214	14	3	1	3
vs. BOS	.111	9	1	0	0	.111	9	1	0	0
vs. CHC	-	-	-	-	-	.000	1	0	0	0
vs. CIN	-	-	-	-	-	.000	4	0	0	0
vs. COL	-	-	-	-	-	-	0	0	0	0
vs. KC	-	-	-	-	-	.500	4	2	0	1
vs. MIA	.714	7	5	2	2	.714	7	5	2	2
vs. MIL	-	-	-	-	-	.000	1	0	0	0
vs. NYM	.333	9	3	2	3	.333	9	3	2	3
vs. NYY	.250	8	2	1	2	.250	8	2	1	2
vs. PHI	.300	10	3	0	0	.300	10	3	0	0
vs. PIT	-	-	-	-	-	.000	2	0	0	0
vs. SF	-	-	-	-	-	.333	3	1	0	0
vs. WAS	.143	7	1	1	1	.143	7	1	1	1
As DH	.308	13	4	1	2	.308	13	4	1	2
As PH	.500	2	1	0	0	.429	7	3	0	0



43

INFILDER

MIKE BROSSAU

Michael Dillon Brosseau (BRAH-so)



BATS RIGHT

THROWS RIGHT

HEIGHT 5'10"

WEIGHT 205

SEASON-ENDING AGE 26

MAJOR LEAGUE SERVICE 1 year, 100 days

BORN 3/15/94 in Munster, IN

RESIDES Portage, IN

CONTRACT STATUS Signed through 2020

SIGNING SCOUT James Bonnici (Rays)

ACQUIRED Signed as a non-drafted free agent, 6/14/16

2020 SEASON

- Was on the active roster for the entire season, appearing in 36 games and making 23 starts (8-3B, 7-1B, 7-2B, 1-LF)...sixteen of his 23 starts came against left-handed starters.
- Hit .333/.383/.738 (14-for-42) vs. LHP, with nine of his 14 hits going for extra bases (5-2B, 4-HR)...his .738 SLG vs. LHP ranked 7th in the AL and his 1.121 OPS ranked 11th...eight of 11 HR in his career have come against lefties.
- Hit .188 (3-for-16) with RISP and was hitless in 8 AB with RISP and 2 out...in comparison, hit .306 (15-for-49) with the bases empty and .297 (11-for-37) with runner(s) on base.
- Hit .429 (6-for-14) with 3 HR and 7 RBI in 7 games (3 starts) against the Yankees.
- Made his first career Opening Day roster and started at second base facing Hyun Jin Ryu.
- On July 30 at ATL, started at first base for the first time in the majors.
- On Aug 9 vs. NYY, hit a 2-run homer off James Paxton in the 7th inning, the front end of back-to-back shots with Brandon Lowe as the Rays overcame a 3-0 deficit and won in the 9th.
- On Aug 11 at BOS, started out of the leadoff spot in the lineup for the first time in his career and led off the 1st inning with a homer off Martín Pérez...was the seventh time in franchise history the Rays hit a leadoff homer at Fenway Park.
- On Aug 14 at TOR, made his fourth career pitching app and struck out Randal Grichuk, his only batter faced...became the second position player in franchise history to record a strikeout on the mound, following Wade Boggs on Aug 10, 1999 vs. BAL (struck out Delino DeShields)...according to StatCast, his 63.6 mph curveball was the slowest pitch to result in a strikeout since HOU Zack

Greinke's 63.6 mph eephus got a swinging strike-out of Kyle Seager on Sep 25, 2019 at SEA.

- On Aug 19 at NYY, hit a go-ahead, pinch-hit RBI single off Zack Britton in the 8th inning...marked his second career hit as a pinch-hitter, following his walk-off single on Aug 17, 2019 vs. DET.
- On Sep 2 at NYY, hit a 2-run homer in the 1st inning and a solo homer in the 4th...was the second multi-HR game of his career, following July 13, 2019 at BAL (G2)...it came a day after he was nearly hit in the head by a 100.5 mph fastball from Aroldis Chapman, which led to the ejection of Manager Kevin Cash.

POSTSEASON HISTORY

- 2019: Started at third base in the AL Wild Card Game at OAK, and moved to second base in the 3rd inning...made a throwing error to start the 3rd, leading to an unearned run.
- Was not on the Rays ALDS roster.



CAREER HIGHS

HITS	HOME RUNS	RUNS	STRIKEOUTS
3, 3x-last 8/4/19 vs. MIA	2, 2x-last 9/2/20 at NYY	2, 3x-last 9/20/20 at NYY	3, 3x-last 9/26/20 vs. PHI
HITTING STREAK	RBI	WALKS	STOLEN BASES
7G, 8/9/20 - 8/20/20	3, 2x-last 9/2/20 at NYY	2, 2x-last 8/13/20 at BOS	1, 3x-last 9/17/20 at BAL (G2)

HOME RUN HIGHLIGHTS

MULTI-HR GAMES (2)	LEADOFF (1)
2 - 9/2/20 at NYY, 7/13/19 at BAL (G2)	8/11/20 at BOS (Martín Pérez)

CAREER BATTING

YEAR	CLUB	AVG	G	AB	R	H	2B	3B	HR	RBI	SH	SF	HB	BB-I	SO	SB	CS	GDP	OBP	SLG
2016	GCL Rays	.319	35	113	20	36	12	1	0	21	3	3	8	15-2	19	7	3	5	.424	.442
2017	Bowling Green	.318	80	302	50	96	21	2	6	32	3	1	12	26-0	48	5	7	9	.393	.460
	Charlotte	.333	19	69	13	23	3	0	1	10	0	0	6	5-0	15	4	3	2	.425	.420
2018	Montgomery	.262	104	370	53	97	24	3	13	61	1	7	10	29-2	74	11	4	4	.327	.449
2019	Durham	.304	73	270	53	82	21	1	16	60	0	3	8	34-0	58	2	3	10	.394	.567
	Tampa Bay	.273	51	132	17	36	7	0	6	16	1	0	2	7-0	39	1	0	3	.319	.462
2020	Tampa Bay	.302	37	86	12	26	5	1	5	12	0	1	3	8-0	31	2	0	1	.378	.558
Minor League Totals		.297	311	1124	189	334	81	7	36	184	7	14	44	109-4	214	29	20	30	.377	.478
Major League Totals		.284	88	218	29	62	12	1	11	28	1	1	5	15-0	70	3	0	4	.343	.500

1: Signed by the Tampa Bay Rays as a non-drafted free agent, June 14, 2016...signed by James Bonnici.

CAREER FIELDING

YEAR	POSITION	PCT	G	PO	A	E	TC	DP
2019	Second Base	1.000	26	25	39	0	64	8
	Third Base	.968	18	12	18	1	31	2
	Right Field	1.000	6	5	0	0	5	0
	Left Field	1.000	5	2	0	0	2	0
	Pitcher	1.000	3	0	1	0	1	0
	First Base	1.000	1	1	0	0	1	0
2020	First Base	1.000	12	51	8	0	59	9
	Third Base	.935	11	6	23	2	31	1
	Second Base	1.000	9	15	17	0	32	8
	Left Field	1.000	2	4	0	0	4	0
	Pitcher	-	1	0	0	0	0	0
	Right Field	1.000	1	1	0	0	1	0
Totals	Second Base	1.000	35	40	56	0	96	16
	Third Base	.952	29	18	41	3	62	3
	First Base	1.000	13	52	8	0	60	9
	Left Field	1.000	7	6	0	0	6	0
	Right Field	1.000	7	6	0	0	6	0
	Pitcher	1.000	4	0	1	0	1	0

POSTSEASON BATTING

YEAR	SERIES	CLUB	AVG	G	AB	R	H	2B	3B	HR	RBI	SH	SF	HB	BB-I	SO	SB	CS	GDP	OBP	SLG
2019	ALWC	TB vs. OAK	.000	1	2	0	0	0	0	0	0	0	0	0	1-0	1	0	0	0	.333	.000



CAREER BREAKDOWN

	2020					CAREER				
	AVG	AB	H	HR	RBI	AVG	AB	H	HR	RBI
Total	.302	86	26	5	12	.284	218	62	11	28
vs. Left	.333	42	14	4	10	.313	112	35	8	20
vs. Right	.273	44	12	1	2	.255	106	27	3	8
Home	.239	46	11	1	5	.271	107	29	3	11
Away	.375	40	15	4	7	.297	111	33	8	17
Grass	.368	38	14	4	7	.300	100	30	8	17
Turf	.250	48	12	1	5	.271	118	32	3	11
Interleague	.292	24	7	0	1	.278	36	10	1	3
Pre-All Star	.302	86	26	5	12	.321	112	36	6	17
Post-All Star	-	-	-	-	-	.245	106	26	5	11
March	-	-	-	-	-	-	-	-	-	-
April	-	-	-	-	-	-	-	-	-	-
May	-	-	-	-	-	-	-	-	-	-
June	-	-	-	-	-	.375	8	3	0	3
July	.400	5	2	0	1	.288	73	21	4	9
August	.317	41	13	3	6	.292	89	26	5	11
September	.275	40	11	2	5	.250	48	12	2	5
October	-	-	-	-	-	-	-	-	-	-
vs. ATL	.333	3	1	0	0	.333	3	1	0	0
vs. BAL	.238	21	5	1	1	.333	45	15	6	9
vs. BOS	.333	18	6	1	2	.294	34	10	1	2
vs. CWS	-	-	-	-	-	.200	5	1	0	1
vs. DET	-	-	-	-	-	.333	6	2	0	1
vs. LAD	-	-	-	-	-	.000	1	0	0	0
vs. MIA	.286	7	2	0	0	.455	11	5	1	2
vs. MIN	-	-	-	-	-	.667	3	2	0	3
vs. NYY	.429	14	6	3	7	.286	42	12	3	7
vs. OAK	-	-	-	-	-	.200	5	1	0	0
vs. PHI	.222	9	2	0	1	.222	9	2	0	1
vs. SD	-	-	-	-	-	.000	7	0	0	0
vs. SEA	-	-	-	-	-	.250	16	4	0	1
vs. TEX	-	-	-	-	-	.000	1	0	0	0
vs. TOR	.222	9	2	0	1	.200	25	5	0	1
vs. WAS	.400	5	2	0	0	.400	5	2	0	0
As DH	.000	1	0	0	0	.000	2	0	0	0
As PH	.500	4	2	0	1	.333	9	3	0	2



63

RIGHT-HANDED PITCHER

DIEGO CASTILLO

Diego Castillo

BATS **RIGHT**

THROWS **RIGHT**

HEIGHT **6'3"**

WEIGHT **250**

SEASON-ENDING AGE **26**

MAJOR LEAGUE SERVICE **2 years, 118 days**

BORN **1/18/94 in Cabrera, DR**

RESIDES **Cabrera, DR**

CONTRACT STATUS **Signed through 2020**

SIGNING SCOUT **Braly Guzman and Daniel Santana (Rays)**

ACQUIRED **Signed as a free agent, 3/5/14**

2020 SEASON

- Yielded only 4 runs in 22 apps spanning 21.2 IP in his second full season...all but three of his outings were scoreless, including his first 9 apps and last 6 apps.
- All 4 runs allowed were on homers...yielded 2-run homers to Gio Urshela (1 run charged to Trevor Richards) and Lourdes Gurriel Jr. and a solo homer to Clint Frazier.
- Opponents hit .156 (12-for-77) against him, 10th among AL relievers...has held righties to a .194 avg. (.42-for-216) over the past two seasons.
- Held opponents to 1 hit in 17 AB with RISP.
- Entered with the Rays tied or ahead in 20 of his 22 apps...his 4 saves ranked 2nd on the team behind Nick Anderson (6).
- Averaged 14.8 pitches per inning, down from 16.3 in 2019 and 15.8 in 2018...min. 20 IP, his groundball rate of 58.5 pct. ranked 9th in the AL.
- In 2019, missed three weeks due to right shoulder inflammation...since returning from the injured list, is 7-2 with a 2.41 ERA (56-IP, 15-ER) and 66 SO in 54 apps (6 starts).
- Originally was named to his second straight Opening Day roster but was placed on the paternity list prior to first pitch...was on the paternity list from July 24-26 for the birth of his daughter, Diannelys.
- On Aug 26 vs. BAL, pitched a perfect 9th inning for the save, becoming the 10th Ray with one.
- On Sep 17 at BAL (G1), was the only reliever used in the 3-1 win...threw a season-high 34 pitches and yielded a career-high-tying 3 BB...allowed an inherited runner to score in the 6th inning and got out of a 2-on, 2-out jam in the 7th.

POSTSEASON HISTORY

- 2019:** Made four scoreless apps spanning 5.2 IP in his first postseason.
- In the Wild Card Game at OAK, went two scoreless innings...pitched around a 1-out single in the 6th inning and a 2-out single in the 7th.
- In Game 4 of the ALDS vs. HOU, made his first start since Aug 31 vs. CLE...pitched around a leadoff single in the 1st inning with three consecutive strikeouts, then yielded a 1-out walk in the 2nd and was replaced with 1-on, 2-out.

CAREER HIGHS

LONGEST OUTING

2.2, 8/11/18 at TOR

STRIKEOUTS

5, 4/21/19 vs. BOS

WALKS

3, 2x-last 9/17/20 at BAL (G1)

HR ALLOWED

2, 4/19/19 vs. BOS

RUNS ALLOWED

4, 6/20/19 at OAK

HITS ALLOWED

3, 6x-last 8/31/19 vs. CLE

WIN STREAK

6G, 9/3/19 - Current

LOSS STREAK

3G, 2x-last 5/31/19 - 6/22/19



CAREER PITCHING

YEAR	CLUB	W	L	ERA	G	GS	CG	SHO	SV	IP	H	R	ER	HR	HB	BB-I	SO	WP	BK
2014	DSL Rays	3	3	3.96	18	0	0	0	2	25.0	26	11	11	0	0	11-0	26	8	0
2015	Hudson Valley	1	2	2.31	13	0	0	0	4	23.1	19	9	6	1	0	7-0	24	1	0
	Bowling Green	0	0	4.82	5	0	0	0	1	9.1	8	6	5	0	1	4-0	4	2	0
2016	Bowling Green	1	3	2.03	24	0	0	0	7	40.0	34	12	9	1	2	11-1	50	11	2
	Charlotte	2	3	4.87	14	0	0	0	3	20.1	28	12	11	3	1	6-0	17	2	0
2017	Montgomery	1	3	1.86	21	0	0	0	8	29.0	20	8	6	1	0	7-1	32	4	1
	Durham	3	2	3.38	30	1	0	0	7	42.2	38	18	16	2	3	13-0	58	3	1
2018	Durham	0	1	1.03	19	0	0	0	4	26.1	15	4	3	1	0	7-0	32	1	1
	Tampa Bay	4	2	3.18	43	11	0	0	0	56.2	36	21	20	6	2	18-0	65	5	1
2019	Tampa Bay	5	8	3.41	65	6	0	0	8	68.2	59	32	26	8	5	26-4	81	5	0
	GCL Rays	0	0	0.00	1	0	0	0	0	1.0	0	0	0	0	0	1-0	1	0	0
2020	Tampa Bay	3	0	1.66	22	0	0	0	4	21.2	12	4	4	3	1	11-0	23	0	0
Minor League Totals		11	17	2.78	145	1	0	0	36	217.0	188	80	67	9	7	67-2	244	32	5
Major League Totals		12	10	3.06	130	17	0	0	12	147.0	107	57	50	17	8	55-4	169	10	1

1: Signed by the Tampa Bay Rays as a free agent, March 5, 2014...signed by Braly Guzman and Daniel Santana.

CAREER FIELDING

YEAR	POSITION	PCT	G	PO	A	E	TC	DP
2018	Pitcher	.833	43	2	3	1	6	0
2019	Pitcher	.889	65	2	6	1	9	0
2020	Pitcher	1.000	22	2	1	0	3	0
Totals		.889	130	6	10	2	18	0

POSTSEASON PITCHING

YEAR	SERIES	CLUB	W	L	ERA	G	GS	CG	SHO	SV	IP	H	R	ER	HR	HB	BB-I	SO	WP	BK
2019	ALWC	TB vs. OAK	0	0	0.00	1	0	0	0	0	2.0	2	0	0	0	0	0-0	3	0	0
	ALDS	TB vs. HOU	0	0	0.00	3	1	0	0	0	3.2	3	0	0	0	0	2-0	5	0	0
Postseason Totals			0	0	0.00	4	1	0	0	0	5.2	5	0	0	0	0	2-0	8	0	0



CAREER BREAKDOWN

	2020									CAREER								
	W	L	SV	ERA	G	GS	IP	H	ER	W	L	SV	ERA	G	GS	IP	H	ER
Total	3	0	4	1.66	22	0	21.2	12	4	12	10	12	3.06	130	17	147.0	107	50
Home	1	0	2	1.69	11	0	10.2	5	2	9	5	6	3.08	71	9	84.2	56	29
Away	2	0	2	1.64	11	0	11.0	7	2	3	5	6	3.03	59	8	62.1	51	21
Grass	2	0	1	1.80	10	0	10.0	6	2	2	5	4	3.31	50	6	51.2	45	19
Turf	1	0	3	1.54	12	0	11.2	6	2	10	5	8	2.93	80	11	95.1	62	31
Starter	-	-	-	-	-	-	-	-	-	0	1	0	3.70	17	17	24.1	24	10
Reliever	3	0	4	1.66	22	0	21.2	12	4	12	9	12	2.93	113	0	122.2	83	40
Pre-All Star	3	0	4	1.66	22	0	21.2	12	4	5	6	11	2.92	73	0	77.0	55	25
Post-All Star	-	-	-	-	-	-	-	-	-	7	4	1	3.21	57	17	70.0	52	25
Interleague	1	0	1	0.00	6	0	6.1	3	0	1	1	2	1.59	26	3	28.1	15	5
March	-	-	-	-	-	-	-	-	-	0	0	1	0.00	2	0	3.0	2	0
April	-	-	-	-	-	-	-	-	-	0	2	2	2.92	13	0	12.1	10	4
May	-	-	-	-	-	-	-	-	-	1	2	3	1.93	12	0	14.0	7	3
June	-	-	-	-	-	-	-	-	-	1	2	1	5.12	16	0	19.1	18	11
July	1	0	0	0.00	2	0	1.1	0	0	2	1	1	5.03	24	1	19.2	19	11
August	1	0	3	2.19	13	0	12.1	6	3	3	3	3	3.35	34	8	40.1	31	15
September	1	0	1	1.13	7	0	8.0	6	1	5	0	1	1.41	29	8	38.1	20	6
October	-	-	-	-	-	-	-	-	-	-	-	-	-	-	-	-	-	-
vs. ARI	-	-	-	-	-	-	-	-	-	0	0	0	0.00	2	0	2.2	1	0
vs. ATL	1	0	0	0.00	1	0	1.0	0	0	1	0	0	9.00	2	1	3.0	3	3
vs. BAL	1	0	1	0.00	4	0	4.0	1	0	2	2	2	2.45	13	2	14.2	12	4
vs. BOS	0	0	1	0.00	3	0	3.0	2	0	2	1	2	3.52	17	2	15.1	16	6
vs. CLE	-	-	-	-	-	-	-	-	-	0	0	0	5.06	4	3	5.1	6	3
vs. COL	-	-	-	-	-	-	-	-	-	0	0	0	0.00	2	0	2.0	0	0
vs. CWS	-	-	-	-	-	-	-	-	-	0	1	0	4.50	3	0	4.0	4	2
vs. DET	-	-	-	-	-	-	-	-	-	0	0	0	2.25	4	0	4.0	3	1
vs. HOU	-	-	-	-	-	-	-	-	-	0	1	1	3.38	6	0	8.0	6	3
vs. KC	-	-	-	-	-	-	-	-	-	0	0	1	0.00	2	0	2.0	1	0
vs. LAA	-	-	-	-	-	-	-	-	-	0	0	1	6.00	3	0	3.0	3	2
vs. LAD	-	-	-	-	-	-	-	-	-	0	0	0	0.00	1	0	1.0	0	0
vs. MIA	0	0	1	0.00	3	0	3.0	2	0	0	1	2	2.25	9	1	8.0	6	2
vs. MIN	-	-	-	-	-	-	-	-	-	0	1	0	18.00	3	0	2.0	2	4
vs. NYM	0	0	0	0.00	1	0	1.1	0	0	0	0	0	0.00	3	0	3.2	1	0
vs. NYY	1	0	1	3.60	6	0	5.0	5	2	2	1	1	1.93	20	1	23.1	14	5
vs. OAK	-	-	-	-	-	-	-	-	-	0	2	0	9.53	5	2	5.2	6	6
vs. PHI	0	0	0	0.00	1	0	1.0	1	0	0	0	0	0.00	1	0	1.0	1	0
vs. SD	-	-	-	-	-	-	-	-	-	0	0	0	0.00	2	1	2.0	3	0
vs. SEA	-	-	-	-	-	-	-	-	-	0	0	0	7.36	3	1	3.2	4	3
vs. SF	-	-	-	-	-	-	-	-	-	0	0	0	0.00	2	0	2.0	0	0
vs. TEX	-	-	-	-	-	-	-	-	-	0	0	0	0.00	2	1	3.2	3	0
vs. TOR	0	0	0	5.40	3	0	3.1	1	2	5	0	2	2.25	19	2	24.0	12	6
vs. WAS	-	-	-	-	-	-	-	-	-	0	0	0	0.00	2	0	3.0	0	0



26

FIRST BASEMAN

JI-MAN CHOI

Ji-Man Choi (GEE-man CHOY)

BATS **LEFT**THROWS **RIGHT**HEIGHT **6'1"**WEIGHT **260**SEASON-ENDING AGE **29**MAJOR LEAGUE SERVICE **3 years, 76 days**BORN **5/19/91 in Incheon, South Korea**RESIDES **Incheon, South Korea**CONTRACT STATUS **Signed through 2020**SIGNING SCOUT **Jamey Storvick and Pat Kelly (Mariners)**

ACQUIRED **From the Milwaukee Brewers in exchange for INF Brad Miller and cash considerations, 6/10/18**

2020 SEASON

- Has been sidelined since Sep 13 with a left hamstring strain...was eligible to be reinstated from the injured list on Sep 23.
- Began the season as a switch-hitter but last batted right-handed on Aug 14 at TOR, then abandoned the switch-hitting experiment.
- Hit .300/.404/.500 (12-for-40) with 5 2B, 1 HR and 6 RBI in his last 13 games (11 starts).
- Went 5-for-7 with 2 2B, 2 HR and 4 RBI against Gerrit Cole...both his homers as a left-handed batter came off Cole, and was the only player in the majors to homer off him twice...has 3 HR against Cole dating back to Aug 28, 2019 at HOU.
- Made his fourth Opening Day roster and third straight, but did not start vs. Hyun Jin Ryu.
- On July 26 vs. TOR, batted right-handed for the first time in his major league career and homered in his second at-bat from that side, coming in the 6th inning off Anthony Kay.
- Prior to the homer off Kay as a right-handed batter, Choi had hit 36 HR in his career—the most of any player before hitting a home run from the opposite side since Stats LLC data is available (1974)...Choi logged 861 PA as a left-handed batter before his first plate appearance as a right-handed batter—3rd-most of any player since 1974 before "switching sides" behind CHC Javier Báez (2,394 PA as a righty, first hit lefty on Aug 8, 2019 at CIN against a position player pitching) and TEX Geno Petralli (1,898 PA as a lefty, first hit righty on July 24, 1992 at BAL).
- According to MLB.com's Sarah Langs, Choi's 861 PA batting lefty were the most from one side of

the plate before hitting a homer from the other side since CLE Hal Trosky in 1935.

- His homer as a righty featured a 109.9 mph exit velocity and estimated distance of 429 feet, according to StatCast—a combination he never reached as a left-handed hitter.
- Is the only Korean-born player to homer from both sides of the plate.
- As a result of his right-handed homer, reporter Jeff Passan said on *Baseball Tonight*: "Ji-Man Choi is the most interesting man in baseball."
- On Aug 31 at NYY, reached base in all 5 PA, tying a career high...recorded 3 hits, including a 2-run homer off Gerrit Cole in the 1st inning.

POSTSEASON HISTORY

- 2019:** Grounded out in the 9th inning as a pinch-hitter in the AL Wild Card Game at OAK...started at first base for all 5 games of the ALDS against the Astros and finished with 7 BB in 22 PA...his 7 BB were the most in a Division Series since SF Barry Bonds (8) in 2003.
- In Game 3 of the ALDS vs. HOU, hit a 3rd-inning solo homer off Zack Greinke.



CAREER HIGHS

HITS	HOME RUNS	RUNS	STRIKEOUTS
3, 7x-last 8/31/20 at NYY	2, 2x-last 9/11/19 at TEX	3, 2x-last 4/17/19 vs. BAL	4, 2x-last 9/22/19 vs. BOS
HITTING STREAK	RBI	WALKS	STOLEN BASES
9G, 8/9/18 - 8/22/18	4, 4x-last 9/11/19 at TEX	4, 9/12/19 at TEX	1, 6x-last 7/19/19 vs. CWS

HOME RUN HIGHLIGHTS

GRAND SLAMS (2)	WALK-OFF (2)
9/7/18 vs. BAL (Ryan Meisinger); 6/9/18 at PHI (Luis García)	9/24/19 vs. NYY (Cory Gearrin); 9/10/18 vs. CLE (Brad Hand)
MULTI-HR GAMES (2)	PINCH-HIT (1)
2 - 9/11/19 at TEX; 8/4/16 vs. OAK	6/9/18 at PHI (Luis García)

CAREER BATTING

YEAR	CLUB	AVG	G	AB	R	H	2B	3B	HR	RBI	SH	SF	HB	BB-I	SO	SB	CS	GDP	OBP	SLG
2010	AZL Mariners	.378	39	135	23	51	15	2	1	23	0	2	1	21-0	30	10	1	3	.459	.541
	High Desert	.302	11	43	7	13	1	1	1	7	0	1	0	6-0	9	0	0	3	.380	.442
2011														Injured—Did Not Play						
2012	Clinton	.298	66	242	43	72	14	1	8	43	1	0	12	39-5	55	0	2	7	.420	.463
2013	High Desert	.337	48	181	34	61	24	3	7	40	0	1	2	27-1	33	0	1	5	.427	.619
	Jackson	.268	61	198	21	53	10	3	9	39	0	2	4	32-2	28	2	2	5	.377	.485
	Tacoma	.244	13	45	9	11	2	0	2	6	1	0	2	4-0	7	0	0	2	.333	.422
2014	Tacoma	.283	70	237	41	67	7	2	5	30	3	2	3	36-0	42	2	2	10	.381	.392
	Jackson	.273	4	11	3	3	1	0	1	5	0	0	0	4-2	2	0	0	0	.467	.636
2015	AZL Mariners	.250	5	12	1	3	1	0	0	2	0	0	0	1-0	2	0	0	0	.308	.333
	Tacoma	.298	18	57	8	17	4	0	1	16	0	0	0	10-1	14	0	1	2	.403	.421
2016	Los Angeles-AL	.170	54	112	9	19	4	0	5	12	0	1	0	16-1	27	2	4	2	.271	.339
	Salt Lake	.346	53	188	31	65	17	1	5	31	1	5	2	31-1	34	4	3	4	.434	.527
2017	Scranton/W-B	.288	87	288	42	83	25	1	15	69	0	7	4	39-3	86	3	1	2	.373	.538
	New York-AL	.267	6	15	2	4	1	0	2	5	0	1	0	2-0	5	0	0	1	.333	.733
2018	Milwaukee	.233	12	30	4	7	2	0	2	5	0	0	0	2-1	14	0	0	1	.281	.500
	Colorado Springs	.302	40	129	17	39	9	0	5	23	0	2	0	32-0	31	1	0	2	.436	.488
	Durham	.270	22	74	9	20	4	0	2	14	0	1	0	11-0	18	0	0	4	.360	.405
	Tampa Bay	.269	49	160	21	43	12	1	8	27	0	2	3	24-0	41	2	0	0	.370	.506
2019	Tampa Bay	.261	127	410	54	107	20	2	19	63	0	7	6	64-2	108	2	3	7	.363	.459
2020	Tampa Bay	.230	42	122	16	28	13	0	3	16	0	3	0	20-2	36	0	0	1	.331	.410
Minor League Totals		.303	537	1840	289	558	134	14	62	348	6	23	30	293-15	391	22	13	49	.403	.492
Rays Totals		.257	218	692	91	178	45	3	30	106	0	12	9	108-4	185	4	3	8	.359	.461
Major League Totals		.245	290	849	106	208	52	3	39	128	0	14	9	128-6	231	6	7	12	.345	.451

1: Signed by the Seattle Mariners as a free agent, July 2, 2009...signed by Jamey Storvick and Pat Kelly. **2:** Signed by the Baltimore Orioles as a free agent, November 24, 2015. **3:** Selected by the Los Angeles Angels from Baltimore in the major league phase of the Rule 5 Draft, December 10, 2015.

4: Signed by the New York Yankees as a free agent, January 16, 2017. **5:** Signed by the Milwaukee Brewers as a free agent, January 16, 2018.

6: Acquired by the Tampa Bay Rays from Milwaukee in exchange for INF Brad Miller and cash considerations, June 10, 2018.



CAREER FIELDING

YEAR	POSITION	PCT	G	PO	A	E	TC	DP
2016	First Base	.993	27	127	11	1	139	15
	Left Field	1.000	20	26	0	0	26	0
2017	First Base	.973	6	35	1	1	37	3
2018	First Base	1.000	3	13	2	0	15	5
	Left Field	-	1	0	0	0	0	0
2019	First Base	.992	103	749	36	6	791	66
2020	First Base	.989	38	255	11	3	269	25
Totals	First Base	.991	177	1178	61	11	1250	114
	Left Field	1.000	21	26	0	0	26	0

POSTSEASON BATTING

YEAR	SERIES	CLUB	AVG	G	AB	R	H	2B	3B	HR	RBI	SH	SF	HB	BB-I	SO	SB	CS	GDP	OBP	SLG
2019	ALWC	TB vs. OAK	.000	1	1	0	0	0	0	0	0	0	0	0	0-0	0	0	0	0	.000	.000
	ALDS	TB vs. HOU	.200	5	15	2	3	0	0	1	1	0	0	0	7-0	10	0	0	0	.455	.400
Postseason Totals			.188	6	16	2	3	0	0	1	1	0	0	0	7-0	10	0	0	0	.435	.375



CAREER BREAKDOWN

	2020					CAREER				
	AVG	AB	H	HR	RBI	AVG	AB	H	HR	RBI
Total	.230	122	28	3	16	.245	849	208	39	128
vs. Left	.118	17	2	1	2	.176	125	22	4	11
vs. Right	.248	105	26	2	14	.257	724	186	35	117
Home	.241	54	13	1	9	.236	428	101	19	65
Away	.221	68	15	2	7	.254	421	107	20	63
Grass	.200	55	11	2	7	.237	427	101	21	68
Turf	.254	67	17	1	9	.254	422	107	18	60
Interleague	.216	37	8	0	3	.232	151	35	5	17
Pre-All Star	.230	122	28	3	16	.239	439	105	16	58
Post-All Star	-	-	-	-	-	.251	410	103	23	70
March	-	-	-	-	-	.308	13	4	0	2
April	-	-	-	-	-	.269	67	18	1	6
May	-	-	-	-	-	.216	116	25	5	13
June	-	-	-	-	-	.256	86	22	5	15
July	.200	20	4	1	4	.244	164	40	7	24
August	.244	78	19	2	9	.246	240	59	10	36
September	.208	24	5	0	3	.247	162	40	11	32
October	-	-	-	-	-	.000	1	0	0	0
vs. ARI	-	-	-	-	-	.188	16	3	0	2
vs. ATL	.111	9	1	0	1	.100	10	1	0	1
vs. BAL	.091	11	1	0	1	.216	74	16	3	14
vs. BOS	.190	21	4	0	3	.325	83	27	2	14
vs. CHC	-	-	-	-	-	.167	6	1	0	0
vs. CLE	-	-	-	-	-	.274	62	17	5	11
vs. COL	-	-	-	-	-	.286	7	2	0	0
vs. CWS	-	-	-	-	-	.159	44	7	0	6
vs. DET	-	-	-	-	-	.467	15	7	0	3
vs. HOU	-	-	-	-	-	.256	39	10	2	7
vs. KC	-	-	-	-	-	.242	33	8	1	5
vs. LAA	-	-	-	-	-	.105	19	2	1	2
vs. LAD	-	-	-	-	-	.250	16	4	1	3
vs. MIA	.300	20	6	0	1	.273	44	12	1	3
vs. MIL	-	-	-	-	-	.100	10	1	1	2
vs. MIN	-	-	-	-	-	.194	36	7	2	4
vs. NYY	.346	26	9	2	5	.293	82	24	4	9
vs. OAK	-	-	-	-	-	.171	41	7	4	10
vs. PHI	-	-	-	-	-	1.000	2	2	1	4
vs. SD	-	-	-	-	-	.444	9	4	1	2
vs. SEA	-	-	-	-	-	.080	25	2	0	1
vs. SF	-	-	-	-	-	.625	8	5	0	2
vs. STL	-	-	-	-	-	.000	1	0	0	0
vs. TB	-	-	-	-	-	.000	2	0	0	0
vs. TEX	-	-	-	-	-	.270	37	10	4	8
vs. TOR	.222	27	6	1	4	.233	120	28	6	14
vs. WAS	.125	8	1	0	1	.125	8	1	0	1
As DH	1.000	1	1	0	0	.230	235	54	11	33
As PH	.429	7	3	0	3	.237	38	9	1	9



84

RIGHT-HANDED PITCHER

JOHN CURTISS

John Pickens Curtiss

BATS **RIGHT**THROWS **RIGHT**HEIGHT **6'5"**WEIGHT **220**SEASON-ENDING AGE **27**MAJOR LEAGUE SERVICE **1 year, 45 days**BORN **4/5/93 in Dallas, TX**RESIDES **Keller, TX**CONTRACT STATUS **Signed through 2020**SIGNING SCOUT **Marty Esposito (Twins)**ACQUIRED **Signed as a free agent, 1/24/20**

2020 SEASON

- Selected from the alternate training site on Aug 9 and remained on the active roster for the remainder of the season...from the date of his selection through season's end, his 17 apps ranked 4th on the team behind Pete Fairbanks (21), Aaron Loup (20) and Ryan Thompson (20).
- Allowed run(s) in three of his first 4 apps, but beginning on Aug 22 went 2-0 with a 1.04 ERA (17.1-IP, 2-ER) in 13 apps (2 starts).
- Held opponents to a .223 avg. (21-for-94), including 3 BB and 25 SO...lefties hit .184 (7-for-38).
- Recorded 4 outs (or more) in nine of 17 apps.
- Made 10 consecutive apps without allowing an earned run from Aug 22-Sep 17.
- Was used as an opener three times, the first starts of his major league career...the Rays won all 3 games that he started.
- On Aug 9 vs. NYY, made his Rays debut and retired all 6 BF, including a career-high 4 SO.
- On Aug 11 at BOS, replaced injured starter Andrew Kittredge with 1-on, 1-out in the 1st inning and went a career-high 2.2 IP for his first career win...his only run allowed came in the 2nd on a Michael Chavis RBI single.
- On Aug 23 vs. TOR, retired all 5 BF and recorded his first career save in the 5-4 win.
- On Sep 6 vs. MIA, pitched the 10th inning and allowed an unearned run when the runner placed at second base scored on a 2-out RBI single by Matt Joyce...got the win when the Rays scored twice in the bottom half.
- On Sep 25 vs. PHI, struck out the side in a perfect 9th inning against his former organization for the save...the next night, started against them and allowed an unearned run in the 1st.

- Became the eighth pitcher since saves became an official stat in 1969 to record a save, then start the team's next game with no off days in between...he joined TB Andrew Kittredge (Aug 10-11, 2020 at BOS), LAA Noé Ramirez (Aug 27-28, 2018), TB Erasmo Ramirez (May 28-29, 2017), SF Andy McGaffigan (July 24-25, 1983), LAD Andy Messersmith (May 30-31, 1975), MIL Jim Lonborg (May 12-13, 1972) and SF Rich Robertson (April 30-May 1, 1971).

CAREER HIGHS

LONGEST OUTING

2.2, 8/11/20 at BOS

STRIKEOUTS

4, 8/9/20 vs. NYY

WALKS

3, 4/15/19 at TEX

HR ALLOWED

1, 5x-last 9/22/20 at NYM

RUNS ALLOWED

4, 9/10/17 at KC

HITS ALLOWED

4, 3x-last 9/22/20 at NYM

WIN STREAK

3G, 8/11/20 - Current



CAREER PITCHING

YEAR	CLUB	W	L	ERA	G	GS	CG	SHO	SV	IP	H	R	ER	HR	HB	BB-I	SO	WP	BK
2014	Elizabethton	2	1	2.30	9	6	0	0	0	31.1	33	8	8	1	0	7-0	41	3	0
2015	Cedar Rapids	3	3	6.07	16	7	0	0	2	46.0	62	33	31	10	3	10-0	44	3	0
	GCL Twins	1	0	1.13	5	0	0	0	0	8.0	7	2	1	0	1	4-0	7	1	0
2016	Cedar Rapids	0	0	0.00	6	0	0	0	2	8.0	2	0	0	0	1	2-0	17	2	0
	Fort Myers	0	2	3.06	38	0	0	0	3	53.0	42	20	18	0	2	23-1	68	5	0
2017	Chattanooga	2	0	0.72	21	0	0	0	13	25.0	12	3	2	0	0	12-0	35	3	0
	Rochester	0	0	1.85	18	0	0	0	6	24.1	11	5	5	0	0	10-0	33	3	0
	Minnesota	0	0	8.31	9	0	0	0	0	8.2	9	8	8	2	1	2-0	10	2	0
2018	Rochester	2	4	2.77	38	1	0	0	10	55.1	41	21	17	3	1	31-1	61	2	0
	Minnesota	0	1	5.68	8	0	0	0	0	6.1	8	4	4	0	0	4-1	7	3	0
2019	Salt Lake	2	0	5.91	13	0	0	0	1	21.1	20	14	14	4	1	13-0	29	4	1
	Los Angeles-AL	0	0	3.86	1	0	0	0	0	2.1	2	1	1	0	0	3-0	1	0	0
	Lehigh Valley	0	1	10.95	9	1	0	0	0	12.1	20	15	15	5	0	9-2	15	0	0
2020	Tampa Bay	3	0	1.80	17	3	0	0	2	25.0	21	7	5	3	2	3-0	25	0	0
Minor League Totals		12	11	3.51	173	15	0	0	37	284.2	250	121	111	23	9	121-4	350	26	1
Major League Totals		3	1	3.83	35	3	0	0	2	42.1	40	20	18	5	3	12-1	43	5	0

1: Selected by the Minnesota Twins in the sixth round of the 2014 June Draft...signed by Marty Esposito. 2: Acquired by the Los Angeles Angels from Minnesota in exchange for INF Daniel Ozoria, June 6, 2019. 3: Signed by the Philadelphia Phillies as a free agent, June 13, 2019. 4: Signed by the Tampa Bay Rays as a free agent, January 24, 2020.

CAREER FIELDING

YEAR	POSITION	PCT	G	PO	A	E	TC	DP
2017	Pitcher	1.000	9	1	2	0	3	0
2018	Pitcher	1.000	8	1	1	0	2	1
2019	Pitcher	1.000	1	0	1	0	1	0
2020	Pitcher	1.000	17	0	1	0	1	0
Totals		1.000	35	2	5	0	7	1



CAREER BREAKDOWN

	2020									CAREER								
	W	L	SV	ERA	G	GS	IP	H	ER	W	L	SV	ERA	G	GS	IP	H	ER
Total	3	0	2	1.80	17	3	25.0	21	5	3	1	2	3.83	35	3	42.1	40	18
Home	1	0	2	0.00	9	2	10.2	6	0	1	1	2	1.53	17	2	17.2	12	3
Away	2	0	0	3.14	8	1	14.1	15	5	2	0	0	5.47	18	1	24.2	28	15
Grass	2	0	0	3.38	7	1	13.1	15	5	2	1	0	4.45	22	1	28.1	31	14
Turf	1	0	2	0.00	10	2	11.2	6	0	1	0	2	2.57	13	2	14.0	9	4
Starter	0	0	0	2.70	3	3	3.1	6	1	0	0	0	2.70	3	3	3.1	6	1
Reliever	3	0	2	1.66	14	0	21.2	15	4	3	1	2	3.92	32	0	39.0	34	17
Pre-All Star	3	0	2	1.80	17	3	25.0	21	5	3	1	2	2.89	20	3	28.0	25	9
Post-All Star	-	-	-	-	-	-	-	-	-	0	0	0	5.65	15	0	14.1	15	9
Interleague	1	0	1	2.16	7	2	8.1	9	2	1	0	1	2.16	7	2	8.1	9	2
March	-	-	-	-	-	-	-	-	-	-	-	-	-	-	-	-	-	-
April	-	-	-	-	-	-	-	-	-	0	0	0	3.38	2	0	2.2	2	1
May	-	-	-	-	-	-	-	-	-	0	1	0	81.00	1	0	0.1	2	3
June	-	-	-	-	-	-	-	-	-	-	-	-	-	-	-	-	-	-
July	-	-	-	-	-	-	-	-	-	-	-	-	-	-	-	-	-	-
August	1	0	1	2.38	7	1	11.1	9	3	1	0	1	3.55	9	1	12.2	10	5
September	2	0	1	1.32	10	2	13.2	12	2	2	0	1	3.04	23	2	26.2	26	9
October	-	-	-	-	-	-	-	-	-	-	-	-	-	-	-	-	-	-
vs. BAL	0	0	0	0.00	1	0	2.0	0	0	0	0	0	0.00	1	0	2.0	0	0
vs. BOS	1	0	0	1.93	3	0	4.2	5	1	1	0	0	1.93	3	0	4.2	5	1
vs. CLE	-	-	-	-	-	-	-	-	-	0	0	0	0.00	1	0	1.2	0	0
vs. DET	-	-	-	-	-	-	-	-	-	0	0	0	0.00	3	0	3.2	1	0
vs. HOU	-	-	-	-	-	-	-	-	-	0	0	0	9.00	1	0	1.0	2	1
vs. KC	-	-	-	-	-	-	-	-	-	0	0	0	12.00	4	0	3.0	8	4
vs. MIA	1	0	0	0.00	2	0	2.0	1	0	1	0	0	0.00	2	0	2.0	1	0
vs. NYM	0	0	0	7.71	1	0	2.1	4	2	0	0	0	7.71	1	0	2.1	4	2
vs. NYY	1	0	0	1.59	3	1	5.2	5	1	1	0	0	1.08	6	1	8.1	6	1
vs. PHI	0	0	1	0.00	2	1	1.2	3	0	0	0	1	0.00	2	1	1.2	3	0
vs. TB	-	-	-	-	-	-	-	-	-	0	0	0	18.00	1	0	1.0	2	2
vs. TEX	-	-	-	-	-	-	-	-	-	0	0	0	3.86	1	0	2.1	2	1
vs. TOR	0	0	1	2.08	3	0	4.1	2	1	0	1	1	8.53	7	0	6.1	5	6
vs. WAS	0	0	0	0.00	2	1	2.1	1	0	0	0	0	0.00	2	1	2.1	1	0



2

INFIELDER

YANDY DÍAZ

Yandy Díaz Fernández (YAHN-dee)

BATS RIGHT

THROWS RIGHT

HEIGHT 6'2"

WEIGHT 215

SEASON-ENDING AGE 29

MAJOR LEAGUE SERVICE 2 years, 122 days

BORN 8/8/91 in Sagua la Grande, Cuba

RESIDES Miami, FL

CONTRACT STATUS Signed through 2020

SIGNING SCOUT Ramón Peña (Indians)

ACQUIRED From the Cleveland Indians along with RH Cole Sulser in a three-team trade with the Seattle Mariners in exchange for 1B Jake Bauers and cash considerations, 12/13/18

2020 SEASON

- Has been sidelined since Sep 1 with a right hamstring strain...was eligible to be reinstated from the injured list on Sep 11.
- At the time of his injury, ranked 2nd in the AL with a .428 OBP and 3rd with 23 BB...according to StatCast, his 18 opposite-field hits through Aug 31 tied for most in the majors.
- Hit .355/.444/.452 (33-for-93) with 3 2B, 2 HR and 11 RBI in August...led the AL in on-base pct. and ranked 2nd in avg....this came on the heels of a 2-for-21 start through 7 games.
- Made 7 starts batting leadoff and reached base safely leading off the 1st inning five times.
- Hit .325/.460/.425 (13-for-40) with 2 outs.
- Walked at least once in each of his first 7 games, the longest streak of his career and the longest streak by a Ray since Tommy Pham (7) from Aug 16-22, 2019...his streak was the longest to start a season in club history, passing Gabe Gross (5) in 2009...was the first player in the majors to start a season in this fashion since CIN Jonny Gomes (8) and ATL Jason Heyward (8) in 2011 and the first AL player since BAL Nick Markakis (7) in 2010.
- Reached base safely in his first 22 games, the 2nd-longest streak to start a season in franchise history behind Rocco Baldelli (24) in 2003...hit .301 (22-for-73) with 17 BB during the streak.
- Went 16 games (15 starts) before his first RBI, the longest by a Ray to start the season since Logan Morrison (28) in 2016.
- Both homers came in back-to-back games from Aug 20-21 at NYY, vs. TOR...hit 2 HR in a stretch of 3 AB after going 110 AB without one.
- Made his third Opening Day roster, following 2017 (with CLE) and 2019 (with TB).

- On Aug 24 vs. TOR, snapped a streak of reaching base in a club-record-tying 10 straight plate appearances...matched Ji-Man Choi's streak from Sep 11-12, 2019 at TEX...recorded 6 hits, including 2 HR, and 4 BB over that span.
- On Aug 28 at MIA, hit a go-ahead, RBI single off Brad Boxberger in the 8th inning, the latest in a game he ever delivered a go-ahead hit...the next night, delivered a go-ahead, RBI single in the 6th.

POSTSEASON HISTORY

- 2019:** Started at first base in the AL Wild Card Game at OAK and started the first 3 games of the ALDS against the Astros, one as the designated hitter and two at third base...was replaced in the 3rd inning of Game 3.
- Hit leadoff in the Wild Card Game and homered in the 1st and 3rd innings, becoming the fifth Ray with a multi-HR game in the postseason and the first to do it in a "winner take all" game.
- Was the 10th player in postseason history with a multi-HR effort in a "winner take all" game but only the second out of the leadoff spot, joining BOS Johnny Damon in Game 7 of the 2004 ALCS...he became the first leadoff hitter to homer in each of his first 2 AB of a postseason.
- According to Stats LLC, was the first position player to homer in the postseason after not having any hits after July in the regular season...he spent July 23-Sep 28 on the injured list with a left foot fracture.
- 2018:** Was the starting designated hitter in Game 3 of the ALDS vs. HOU and doubled in the 2nd inning off Dallas Keuchel.



CAREER HIGHS

HITS

4, 3x-last 6/19/19 at BOS

HITTING STREAK

11G, 9/24/18 – 4/5/19

HOME RUNS

2, 5/11/19 vs. NYY

RBI

4, 5/11/19 vs. NYY

RUNS

4, 8/24/17 vs. BOS

WALKS

2, 18x-last 8/23/20 vs. TOR

STRIKEOUTS

3, 4x-last 7/5/19 vs. NYY

STOLEN BASES

1, 4x-last 7/1/19 vs. BAL

HOME RUN HIGHLIGHTS

MULTI-HR GAMES (1)

2 – 5/11/19 vs. NYY

LEADOFF (2)

4/27/19 at BOS (David Price); 4/7/19 at SF (Drew Pomeranz)

CAREER BATTING

YEAR	CLUB	AVG	G	AB	R	H	2B	3B	HR	RBI	SH	SF	HB	BB-I	SO	SB	CS	GDP	OBP	SLG
2008	Villa Clara (Cuba)	.500	5	4	1	2	0	0	0	1	1	0	0	2-0	1	0	0	0	.667	.500
2009	Villa Clara (Cuba)	.292	67	168	28	49	5	1	1	18	9	0	3	33-0	26	3	3	8	.417	.351
2010	Villa Clara (Cuba)	.254	59	142	32	36	5	0	2	22	4	1	5	30-0	27	7	2	5	.399	.331
2014	Carolina	.286	76	283	42	81	7	5	2	37	2	1	3	49-1	35	3	3	4	.396	.367
2015	Akron	.315	132	476	61	150	13	5	7	55	3	4	3	78-0	65	8	7	15	.412	.408
	Columbus	.158	4	19	1	3	2	0	0	1	0	0	0	0-0	5	0	0	0	.158	.263
2016	Akron	.286	26	84	13	24	0	1	2	14	0	1	1	24-0	16	6	2	0	.445	.381
	Columbus	.325	95	360	53	117	22	3	7	44	2	6	1	47-1	70	5	1	7	.399	.461
2017	Cleveland	.263	49	156	25	41	8	1	0	13	0	1	1	21-0	35	2	0	5	.352	.327
	Columbus	.350	85	309	56	108	17	1	5	33	2	2	1	60-1	56	1	2	11	.454	.460
2018	Columbus	.293	98	348	53	102	24	0	3	40	1	5	2	70-3	75	2	3	8	.409	.388
	Cleveland	.312	39	109	15	34	5	2	1	15	0	0	0	11-1	19	0	0	6	.375	.422
2019	Tampa Bay	.267	79	307	53	82	20	1	14	38	0	4	1	35-1	61	2	2	9	.340	.476
2020	Tampa Bay	.307	34	114	16	35	3	0	2	11	0	0	1	23-1	17	0	0	6	.428	.386
Minor League Totals		.311	516	1879	279	585	85	15	26	224	10	19	11	328-6	322	25	18	45	.413	.414
Rays Totals		.278	113	421	69	117	23	1	16	49	0	4	2	58-2	78	2	2	15	.365	.451
Major League Totals		.280	201	686	109	192	36	4	17	77	0	5	3	90-3	132	4	2	26	.364	.418
Cuban National Series		.277	131	314	61	87	10	1	3	41	14	1	8	65-0	54	10	5	10	.412	.344

1: Signed by the Cleveland Indians as a free agent, September 20, 2013...signed by Ramón Peña. 2: Acquired by the Tampa Bay Rays along with RH Cole Sulser from Cleveland as part of a three-team trade, December 13, 2018. Tampa Bay sent 1B Jake Bauers to Cleveland and cash considerations to the Seattle. Cleveland sent DH Edwin Encarnación and a Competitive Balance Round B draft selection to Seattle. Seattle sent 1B Carlos Santana and cash considerations to Cleveland.

CAREER FIELDING

YEAR	POSITION	PCT	G	PO	A	E	TC	DP
2017	Third Base	.972	40	19	50	2	71	8
	Left Field	.667	3	2	0	1	3	0
2018	First Base	1.000	9	51	7	0	58	1
	Third Base	.909	9	0	10	1	11	1
2019	Third Base	.962	50	21	79	4	104	7
	First Base	.993	22	136	5	1	142	17
2020	Third Base	.981	25	12	41	1	54	4
	First Base	1.000	2	9	0	0	9	0
Totals Third Base		.967	124	52	180	8	240	20
First Base		.995	33	196	12	1	209	18
Left Field		.667	3	2	0	1	3	0



POSTSEASON BATTING

YEAR	SERIES	CLUB	AVG	G	AB	R	H	2B	3B	HR	RBI	SH	SF	HB	BB-I	SO	SB	CS	GDP	OBP	SLG
2018	ALDS	CLE vs. HOU	.333	1	3	0	1	1	0	0	0	0	0	0	0-0	1	0	0	0	.333	.667
2019	ALWC	TB vs. OAK	.750	1	4	2	3	0	0	2	2	0	0	0	0-0	0	0	0	0	.750	2.250
	ALDS	TB vs. HOU	.000	3	9	0	0	0	0	0	0	0	0	0	0-0	4	0	0	0	.000	.000
Postseason Totals			.250	5	16	2	4	1	0	2	2	0	0	0	0-0	5	0	0	0	.250	.688

CAREER BREAKDOWN

	2020						CAREER					
	AVG	AB	H	HR	RBI		AVG	AB	H	HR	RBI	
Total	.307	114	35	2	11		.280	686	192	17	77	
vs. Left	.265	34	9	0	3		.290	238	69	7	30	
vs. Right	.325	80	26	2	8		.275	448	123	10	47	
Home	.304	46	14	1	3		.293	341	100	9	39	
Away	.309	68	21	1	8		.267	345	92	8	38	
Grass	.310	58	18	1	6		.288	441	127	9	49	
Turf	.304	56	17	1	5		.265	245	65	8	28	
Interleague	.222	18	4	0	2		.274	73	20	2	6	
Pre-All Star	.307	114	35	2	11		.274	438	120	13	46	
Post-All Star	-	-	-	-	-		.290	248	72	4	31	
March	-	-	-	-	-		.333	15	5	1	1	
April	-	-	-	-	-		.269	134	36	6	19	
May	-	-	-	-	-		.169	71	12	2	5	
June	-	-	-	-	-		.338	80	27	2	10	
July	.095	21	2	0	0		.233	103	24	3	8	
August	.355	93	33	2	11		.336	149	50	2	22	
September	-	-	-	-	-		.285	130	37	1	12	
October	-	-	-	-	-		.250	4	1	0	0	
vs. ARI	-	-	-	-	-		.250	24	6	0	0	
vs. ATL	.125	8	1	0	0		.125	8	1	0	0	
vs. BAL	.235	17	4	0	1		.261	69	18	2	8	
vs. BOS	.423	26	11	0	4		.365	96	35	3	13	
vs. CIN	-	-	-	-	-		.500	2	1	0	1	
vs. COL	-	-	-	-	-		.333	6	2	0	0	
vs. CWS	-	-	-	-	-		.254	67	17	0	5	
vs. DET	-	-	-	-	-		.293	58	17	0	6	
vs. HOU	-	-	-	-	-		.333	15	5	1	1	
vs. KC	-	-	-	-	-		.293	58	17	2	8	
vs. LAA	-	-	-	-	-		.444	18	8	1	7	
vs. MIA	.300	10	3	0	2		.333	18	6	0	2	
vs. MIN	-	-	-	-	-		.074	27	2	0	3	
vs. NYY	.250	28	7	1	2		.239	92	22	5	12	
vs. OAK	-	-	-	-	-		.308	13	4	0	1	
vs. PIT	-	-	-	-	-		.333	3	1	0	0	
vs. SEA	-	-	-	-	-		1.000	1	1	0	0	
vs. SF	-	-	-	-	-		.250	12	3	2	3	
vs. TB	-	-	-	-	-		.167	12	2	0	1	
vs. TEX	-	-	-	-	-		.400	35	14	0	2	
vs. TOR	.360	25	9	1	2		.192	52	10	1	4	
As DH	.231	26	6	0	1		.274	164	45	4	26	
As PH	.000	1	0	0	1		.273	11	3	0	3	



47

RIGHT-HANDED PITCHER

OLIVER DRAKE

Oliver Gardner Drake

BATS **RIGHT**THROWS **RIGHT**HEIGHT **6'4"**WEIGHT **220**SEASON-ENDING AGE **33**MAJOR LEAGUE SERVICE **4 years, 45 days**BORN **1/13/87 in Worcester, MA**RESIDES **Westminster, MA**CONTRACT STATUS **Signed through 2020**SIGNING SCOUT **Dean Albany (Orioles)**ACQUIRED **From the Toronto Blue Jays in exchange for cash considerations, 1/4/19**

2020 SEASON

- Limited to 11 apps due to an Aug 9–Sep 14 stint on the injured list for right biceps tendinitis... pitched in six of the club's last 12 games after his reinstatement.
- Pitched to a 3.38 ERA (5.1-IP, 2-ER) in 5 apps before the injury and a 7.94 ERA (5.2-IP, 5-ER) in 6 apps after returning...yielded a 2-run homer in his first outing off the injured list and a second 2-run homer in his fourth app after his return.
- Since joining the Rays, has held lefties to a .156 avg. (19-for-122) with 2 HR, while righties have hit .211 (24-for-114) with 9 HR.
- Yielded 6 BB in addition to his 7 hits allowed.
- Made his third Opening Day roster, following 2017-18 (with MIL).
- Recorded 2 saves on the season-opening 5-game homestand, the first of 12 Rays pitchers with one in the shortened season...has 4 saves over parts of two seasons with the Rays, compared to one from 2015-18 combined.
- On Sep 16 vs. WAS, made his first app since Aug 8 vs. NYY (G1) and allowed a 2-run homer to Asdrúbal Cabrera in the 6th inning.
- On Sep 23 at NYM, entered with an 8-2 lead in the 9th inning but allowed a RBI groundout and 2-out, 2-run homer to Todd Frazier before being replaced by Nick Anderson, who got a strikeout for the last out in the AL East clincher.

POSTSEASON HISTORY

- **2019:** Made 2 apps in the ALDS against the Astros...in Game 1 at HOU, yielded 2 runs in the 7th inning after retiring his first 2 BF...allowed a walk, steal, RBI double and RBI ground-rule double...in Game 3 vs. HOU, pitched a perfect 7th inning and a scoreless 8th.

CAREER HIGHS

LONGEST OUTING

3.0, 5/23/15 at MIA

STRIKEOUTS

4, 6x-last 9/27/19 at TOR

WALKS

3, 2x-last 4/10/18 at STL

HR ALLOWED

2, 6/17/17 vs. SD

RUNS ALLOWED

6, 2x-last 5/25/18 vs. HOU

HITS ALLOWED

6, 4/16/18 vs. CIN

WIN STREAK

3G, 2x-last 8/9/19 - 8/30/19

LOSS STREAK

3G, 7/18/17 - 9/21/17



CAREER PITCHING

YEAR	CLUB	W	L	ERA	G	GS	CG	SHO	SV	IP	H	R	ER	HR	HB	BB-I	SO	WP	BK
2008	Bluefield	1	0	0.77	7	0	0	0	0	11.2	7	2	1	1	0	2-0	11	0	0
	Aberdeen	0	0	0.87	5	0	0	0	1	10.1	9	3	1	0	1	1-0	13	2	0
2009	Delmarva	8	9	4.34	25	24	0	0	0	130.2	138	72	63	6	4	42-1	104	9	1
2010	Frederick	6	6	4.36	24	21	0	0	0	128.0	135	70	62	19	6	37-0	100	5	0
	Frederick	8	3	2.14	14	13	2	1	0	96.2	78	27	23	1	4	18-1	80	6	0
	Bowie	3	5	3.08	12	12	2	0	0	64.0	77	39	37	8	4	24-0	47	3	0
2011	Norfolk	0	0	0.00	1	0	0	0	0	2.0	1	0	0	0	0	1-0	2	0	0
	Bowie	1	1	1.50	3	3	0	0	0	18.0	8	4	3	1	1	4-0	15	0	0
2012	Bowie	3	0	1.74	19	0	0	0	8	31.0	19	8	6	1	1	13-0	38	1	0
2014	Bowie	2	4	3.08	50	0	0	0	31	52.2	41	19	18	2	0	17-0	71	4	0
2015	Norfolk	1	2	0.82	42	0	0	0	23	44.0	23	4	4	1	0	16-0	66	2	0
	Baltimore	0	0	2.87	13	0	0	0	0	15.2	16	7	5	1	0	9-0	17	3	0
2016	Norfolk	1	4	2.72	47	1	0	0	10	56.1	44	20	17	5	1	25-0	79	2	0
	Baltimore	1	0	4.00	14	0	0	0	0	18.0	11	11	8	2	0	7-0	21	1	0
2017	Baltimore	0	0	8.10	3	0	0	0	0	3.1	6	3	3	0	0	3-0	3	1	0
	Milwaukee	3	5	4.44	61	0	0	0	1	52.2	57	28	26	6	0	22-2	59	2	1
2018	Milwaukee	1	0	6.39	11	0	0	0	0	12.2	14	9	9	0	0	8-1	15	2	0
	Cleveland	0	0	12.46	4	0	0	0	0	4.1	7	6	6	0	1	1-0	4	0	0
	Los Angeles-AL	0	1	5.19	8	0	0	0	0	8.2	15	5	5	2	0	1-0	8	0	0
	Salt Lake	0	0	1.17	6	0	0	0	0	7.2	3	1	1	0	1	1-0	8	1	0
	Toronto	0	0	16.20	2	0	0	0	0	1.2	4	3	3	0	0	0-0	2	1	0
2019	Minnesota	0	0	2.21	19	0	0	0	0	20.1	12	6	5	2	0	7-0	22	2	0
	Durham	1	2	4.94	19	2	0	0	6	23.2	20	13	13	2	1	7-0	40	0	0
2020	Tampa Bay	5	2	3.21	50	0	0	0	2	56.0	36	20	20	9	1	19-1	70	1	0
	Tampa Bay	0	2	5.73	11	0	0	0	2	11.0	7	8	7	2	0	6-1	7	1	0
Minor League Totals		35	36	3.31	274	76	4	1	79	676.2	603	282	249	47	24	208-2	674	35	1
Rays Totals		5	4	3.63	61	0	0	0	4	67.0	43	28	27	11	1	25-2	77	2	0
Major League Totals		10	10	4.27	196	0	0	0	5	204.1	185	106	97	24	2	83-5	228	14	1

1: Selected by the Baltimore Orioles in the 43rd round of the 2008 June Draft...signed by Dean Albany. 2: Acquired by the Milwaukee Brewers from Baltimore in exchange for cash considerations, April 13, 2017. 3: Acquired by the Cleveland Indians from Milwaukee in exchange for cash considerations, May 5, 2018. 4: Claimed by the Los Angeles Angels off waivers from Cleveland, May 31, 2018. 5: Claimed by the Toronto Blue Jays off waivers from Los Angeles, July 26, 2018. 6: Claimed by the Minnesota Twins off waivers from Toronto, August 3, 2018. 7: Claimed by the Tampa Bay Rays off waivers from Minnesota, November 1, 2018. 8: Claimed by the Toronto Blue Jays off waivers from Tampa Bay, November 26, 2018. 9: Acquired by the Tampa Bay Rays from Toronto in exchange for cash considerations, January 4, 2019.

CAREER FIELDING

YEAR	POSITION	PCT	G	PO	A	E	TC	DP
2015	Pitcher	1.000	13	1	3	0	4	0
2016	Pitcher	1.000	14	2	3	0	5	0
2017	Pitcher	1.000	64	10	5	0	15	0
2018	Pitcher	1.000	44	6	5	0	11	0
2019	Pitcher	1.000	50	6	2	0	8	0
2020	Pitcher	1.000	11	2	1	0	3	0
Totals		1.000	196	27	19	0	46	0

POSTSEASON PITCHING

YEAR	SERIES	CLUB	W	L	ERA	G	GS	CG	SHO	SV	IP	H	R	ER	HR	HB	BB-I	SO	WP	BK
2019	ALDS	TB vs. HOU	0	0	6.00	2	0	0	0	0	3.0	3	2	2	0	0	1-0	4	0	0



CAREER BREAKDOWN

	2020									CAREER								
	W	L	SV	ERA	G	GS	IP	H	ER	W	L	SV	ERA	G	GS	IP	H	ER
Total	0	2	2	5.73	11	0	11.0	7	7	10	10	5	4.27	196	0	204.1	185	97
Home	0	0	2	4.50	6	0	6.0	2	3	4	4	3	3.62	104	0	109.1	78	44
Away	0	2	0	7.20	5	0	5.0	5	4	6	6	2	5.02	92	0	95.0	107	53
Grass	0	2	0	7.20	5	0	5.0	5	4	7	8	2	4.46	155	0	161.1	157	80
Turf	0	0	2	4.50	6	0	6.0	2	3	3	2	3	3.56	41	0	43.0	28	17
Starter	-	-	-	-	-	-	-	-	-	-	-	-	-	-	-	-	-	-
Reliever	0	2	2	5.73	11	0	11.0	7	7	10	10	5	4.27	196	0	204.1	185	97
Pre-All Star	0	2	2	5.73	11	0	11.0	7	7	4	6	3	5.42	100	0	104.2	107	63
Post-All Star	-	-	-	-	-	-	-	-	-	6	4	2	3.07	96	0	99.2	78	34
Interleague	0	1	1	10.13	6	0	5.1	5	6	1	2	1	5.86	25	0	27.2	27	18
March	-	-	-	-	-	-	-	-	-	1	0	0	9.00	1	0	1.0	2	1
April	-	-	-	-	-	-	-	-	-	0	0	0	5.09	19	0	23.0	26	13
May	-	-	-	-	-	-	-	-	-	2	1	0	6.23	27	0	26.0	27	18
June	-	-	-	-	-	-	-	-	-	1	2	1	5.03	32	0	34.0	34	19
July	0	1	2	3.38	3	0	2.2	2	1	0	3	3	5.81	32	0	26.1	30	17
August	0	1	0	3.38	2	0	2.2	1	1	3	2	0	2.63	29	0	37.2	25	11
September	0	0	0	7.94	6	0	5.2	4	5	3	2	1	2.95	54	0	55.0	39	18
October	-	-	-	-	-	-	-	-	-	0	0	0	0.00	2	0	1.1	2	0
vs. ARI	-	-	-	-	-	-	-	-	-	1	0	0	23.14	4	0	2.1	7	6
vs. ATL	0	1	1	5.40	2	0	1.2	2	1	0	1	1	3.38	3	0	2.2	3	1
vs. BAL	0	1	0	0.00	3	0	3.2	1	0	1	2	0	0.90	9	0	10.0	6	1
vs. BOS	-	-	-	-	-	-	-	-	-	0	0	0	3.52	13	0	15.1	14	6
vs. CHC	-	-	-	-	-	-	-	-	-	0	1	0	4.35	11	0	10.1	12	5
vs. CIN	-	-	-	-	-	-	-	-	-	0	0	0	6.75	9	0	8.0	10	6
vs. CLE	-	-	-	-	-	-	-	-	-	1	0	0	1.50	5	0	6.0	4	1
vs. COL	-	-	-	-	-	-	-	-	-	0	0	0	0.00	1	0	0.2	0	0
vs. CWS	-	-	-	-	-	-	-	-	-	0	0	0	2.79	9	0	9.2	7	3
vs. DET	-	-	-	-	-	-	-	-	-	0	0	0	0.00	6	0	8.0	1	0
vs. HOU	-	-	-	-	-	-	-	-	-	0	0	0	11.25	8	0	8.0	10	10
vs. KC	-	-	-	-	-	-	-	-	-	0	0	0	0.00	3	0	3.1	2	0
vs. LAA	-	-	-	-	-	-	-	-	-	0	0	0	0.00	2	0	2.1	1	0
vs. LAD	-	-	-	-	-	-	-	-	-	0	0	0	1.35	6	0	6.2	4	1
vs. MIA	-	-	-	-	-	-	-	-	-	0	0	0	1.42	5	0	6.1	3	1
vs. MIN	-	-	-	-	-	-	-	-	-	0	1	0	2.08	7	0	8.2	6	2
vs. NYM	0	0	0	40.50	1	0	0.2	2	3	0	0	0	5.79	5	0	4.2	2	3
vs. NYY	0	0	0	9.00	1	0	1.0	1	1	0	1	1	4.91	17	0	14.2	14	8
vs. OAK	-	-	-	-	-	-	-	-	-	0	0	0	6.23	5	0	4.1	2	3
vs. PHI	0	0	0	0.00	2	0	2.0	0	0	0	0	0	9.82	5	0	3.2	4	4
vs. PIT	-	-	-	-	-	-	-	-	-	1	1	0	1.42	8	0	6.1	4	1
vs. SD	-	-	-	-	-	-	-	-	-	1	2	0	9.58	9	0	10.1	12	11
vs. SEA	-	-	-	-	-	-	-	-	-	1	1	0	6.14	6	0	7.1	11	5
vs. SF	-	-	-	-	-	-	-	-	-	0	0	0	0.00	2	0	2.0	3	0
vs. STL	-	-	-	-	-	-	-	-	-	2	0	1	1.38	10	0	13.0	10	2
vs. TB	-	-	-	-	-	-	-	-	-	0	0	0	3.86	7	0	9.1	10	4
vs. TEX	-	-	-	-	-	-	-	-	-	0	0	0	4.50	4	0	4.0	6	2
vs. TOR	0	0	1	0.00	1	0	1.0	0	0	2	0	2	6.23	14	0	13.0	13	9
vs. WAS	0	0	0	18.00	1	0	1.0	1	2	0	0	0	5.40	3	0	3.1	4	2



29

RIGHT-HANDED PITCHER

PETE FAIRBANKS

Peter Anderson Fairbanks

BATS **RIGHT**

THROWS **RIGHT**

HEIGHT **6'6"**

WEIGHT **225**

SEASON-ENDING AGE **26**

MAJOR LEAGUE SERVICE **1 year, 57 days**

BORN **12/16/93 in Milwaukee, WI**

RESIDES **St. Louis, MO**

CONTRACT STATUS **Signed through 2020**

SIGNING SCOUT **Dustin Smith (Rangers)**

ACQUIRED **From the Texas Rangers in exchange for INF Nick Solak, 7/13/19**

2020 SEASON

- ♦ Voted the club's Outstanding Rookie by the Tampa Bay Chapter of the BBWAA.
- ♦ His 6 wins led the team, ahead of Tyler Glasnow (5) and Josh Fleming (5), and tied CWS Matt Foster for most among major league relievers...marked the first time in franchise history a reliever led the team in wins...his 27 apps led the team and tied for 6th in the AL.
- ♦ Tied three others for the major league rookie lead in wins...tied for 2nd among rookies in apps, trailing SF Tyler Rogers (29)...his 35 SO ranked 4th among major league rookies.
- ♦ His 13.16 SO/9 IP ratio ranked 8th among AL relievers...it was the best mark for a rookie reliever in club history, ahead of Colin Poche (12.54) in 2019 and Kirby Yates (10.50) in 2014.
- ♦ Recorded a strikeout in each of his 16 apps, the 2nd-longest streak for a reliever to start the season in franchise history, behind Matt Andriese (18) in 2018.
- ♦ From Aug 12 through season's end, went 4-2 with a 1.37 ERA (19.2-IP, 3-ER) in 20 apps (2 starts)...this included a streak of 12 apps without an earned run from Aug 12-Sep 6.
- ♦ Entered with the Rays tied or ahead in 26 of his 27 apps...the only exception was on July 31 at BAL, when he entered with a 1-run deficit.
- ♦ Was one of two Rays relievers on the active roster for the entire season to not record a save, along with Aaron Loup.
- ♦ Allowed 2 HR, coming in his first (Reese McGuire) and last (Andrew McCutchen) apps.
- ♦ Averaged a team-high 18.4 pitches per inning.
- ♦ Made his first Opening Day roster in his second major league season.

- ♦ On Aug 22 vs. TOR, pitched a scoreless 7th inning, tagging out Cavan Biggio attempting to score from second for the final out...began the frame with a pair of 3-1 groundouts before a Biggio single and stolen base...became the first pitcher in franchise history to record three put-outs in one inning.
- ♦ On Sep 16 vs. WAS, made his first career start and pitched a scoreless 1st inning.

CAREER HIGHS

LONGEST OUTING

2.0, 6/9/19 vs. OAK

STRIKEOUTS

3, 5x-last 7/28/20 vs. ATL

WALKS

2, 3x-last 8/23/20 vs. TOR

HR ALLOWED

2, 6/29/19 at TB

RUNS ALLOWED

5, 9/17/19 at LAD

HITS ALLOWED

3, 9/17/19 at LAD

WIN STREAK

3G, 8/8/20 - 8/28/20

LOSS STREAK

2G, 2x-last 9/10/20 - 9/13/20



CAREER PITCHING

YEAR	CLUB	W	L	ERA	G	GS	CG	SHO	SV	IP	H	R	ER	HR	HB	BB-I	SO	WP	BK
2015	Spokane	1	2	3.14	13	11	0	0	0	57.1	52	23	20	3	6	22-0	47	10	1
2016	Hickory	4	5	4.88	24	16	0	0	2	101.1	112	61	55	9	10	31-0	80	10	3
2017	Down East	2	1	5.79	9	1	0	0	0	18.2	22	14	12	1	0	13-0	10	2	0
2018	Injured-Did Not Pitch																		
2019	Down East	1	0	2.92	11	0	0	0	2	12.1	10	4	4	0	0	4-0	15	0	0
	Frisco	1	0	0.00	6	0	0	0	0	7.1	2	0	0	0	0	0-0	14	0	0
	Nashville	0	0	11.37	7	0	0	0	0	6.1	10	8	8	1	0	2-0	11	1	0
	Texas	0	2	9.35	8	0	0	0	0	8.2	8	10	9	4	0	7-0	15	1	0
	Durham	1	2	5.09	16	1	0	0	0	17.2	15	11	10	3	0	6-0	30	2	0
	Tampa Bay	2	1	5.11	13	0	0	0	2	12.1	17	10	7	1	0	3-0	13	1	0
2020	Tampa Bay	6	3	2.70	27	2	0	0	0	26.2	23	9	8	2	2	14-0	39	6	0
Minor League Totals		10	10	4.44	86	29	0	0	4	221.0	223	121	109	17	16	78-0	207	25	4
Rays Totals		8	4	3.46	40	2	0	0	2	39.0	40	19	15	3	2	17-0	52	7	0
Major League Totals		8	6	4.53	48	2	0	0	2	47.2	48	29	24	7	2	24-0	67	8	0

1: Selected by the Texas Rangers in the ninth round of the 2015 June Draft...signed by Dustin Smith. 2: Acquired by the Tampa Bay Rays from Texas in exchange for INF Nick Solak, July 13, 2019.

CAREER FIELDING

YEAR	POSITION	PCT	G	PO	A	E	TC	DP
2019	Pitcher	.667	21	2	0	1	3	0
2020	Pitcher	1.000	27	5	1	0	6	0
Totals		.889	48	7	1	1	9	0



CAREER BREAKDOWN

	2020										CAREER									
	W	L	SV	ERA	G	GS	IP	H	ER		W	L	SV	ERA	G	GS	IP	H	ER	
Total	6	3	0	2.70	27	2	26.2	23	8		8	6	2	4.53	48	2	47.2	48	24	
Home	3	2	0	3.14	15	1	14.1	15	5		5	3	0	4.21	26	1	25.2	25	12	
Away	3	1	0	2.19	12	1	12.1	8	3		3	3	2	4.91	22	1	22.0	23	12	
Grass	2	1	0	2.45	11	1	11.0	8	3		2	4	2	5.96	23	1	22.2	24	15	
Turf	4	2	0	2.87	16	1	15.2	15	5		6	2	0	3.24	25	1	25.0	24	9	
Starter	0	0	0	0.00	2	2	2.2	1	0		0	0	0	0.00	2	2	2.2	1	0	
Reliever	6	3	0	3.00	25	0	24.0	22	8		8	6	2	4.80	46	0	45.0	47	24	
Pre-All Star	6	3	0	2.70	27	2	26.2	23	8		6	5	0	4.33	35	2	35.1	31	17	
Post-All Star	-	-	-	-	-	-	-	-	-		2	1	2	5.11	13	0	12.1	17	7	
Interleague	3	0	0	0.96	8	2	9.1	6	1		3	1	1	3.86	11	2	11.2	12	5	
March	-	-	-	-	-	-	-	-	-		-	-	-	-	-	-	-	-	-	
April	-	-	-	-	-	-	-	-	-		-	-	-	-	-	-	-	-	-	
May	-	-	-	-	-	-	-	-	-		-	-	-	-	-	-	-	-	-	
June	-	-	-	-	-	-	-	-	-		0	1	0	6.23	7	0	8.2	7	6	
July	1	1	0	6.00	3	0	3.0	5	2		1	2	0	15.00	4	0	3.0	6	5	
August	3	0	0	2.13	13	0	12.2	7	3		3	0	0	2.63	14	0	13.2	9	4	
September	2	2	0	2.45	11	2	11.0	11	3		4	3	2	3.63	23	2	22.1	26	9	
October	-	-	-	-	-	-	-	-	-		-	-	-	-	-	-	-	-	-	
vs. ATL	1	0	0	0.00	1	0	1.0	1	0		1	0	0	0.00	1	0	1.0	1	0	
vs. BAL	1	1	0	2.70	3	0	3.1	5	1		1	1	0	2.08	4	0	4.1	7	1	
vs. BOS	0	2	0	6.75	6	0	5.1	4	4		0	3	0	5.40	10	0	10.0	8	6	
vs. CIN	-	-	-	-	-	-	-	-	-		0	0	0	9.00	1	0	1.0	1	1	
vs. CLE	-	-	-	-	-	-	-	-	-		0	0	0	0.00	2	0	2.2	0	0	
vs. CWS	-	-	-	-	-	-	-	-	-		0	0	0	54.00	1	0	0.1	2	2	
vs. DET	-	-	-	-	-	-	-	-	-		0	0	0	9.00	1	0	1.0	2	1	
vs. LAA	-	-	-	-	-	-	-	-	-		0	1	0	27.00	2	0	1.0	2	3	
vs. LAD	-	-	-	-	-	-	-	-	-		0	1	1	20.25	2	0	1.1	5	3	
vs. MIA	1	0	0	0.00	3	0	3.2	2	0		1	0	0	0.00	3	0	3.2	2	0	
vs. NYM	0	0	0	0.00	2	1	2.2	1	0		0	0	0	0.00	2	1	2.2	1	0	
vs. NYY	2	0	0	1.80	6	0	5.0	5	1		3	0	0	1.50	7	0	6.0	6	1	
vs. OAK	-	-	-	-	-	-	-	-	-		0	0	0	0.00	1	0	2.0	0	0	
vs. PHI	1	0	0	9.00	1	0	1.0	1	1		1	0	0	9.00	1	0	1.0	1	1	
vs. TB	-	-	-	-	-	-	-	-	-		0	0	0	18.00	1	0	1.0	2	2	
vs. TEX	-	-	-	-	-	-	-	-	-		0	0	1	10.80	2	0	1.2	4	2	
vs. TOR	0	0	0	2.45	4	0	3.2	3	1		1	0	0	1.50	6	0	6.0	3	1	
vs. WAS	0	0	0	0.00	1	1	1.0	1	0		0	0	0	0.00	1	1	1.0	1	0	



61

LEFT-HANDED PITCHER

JOSH FLEMING

Joshua Randol Fleming



BATS LEFT

THROWS LEFT

HEIGHT 6'2"

WEIGHT 220

SEASON-ENDING AGE 24

MAJOR LEAGUE SERVICE 100 days

BORN 5/18/96 in Bridgeton, MO

RESIDES Columbia, IL

CONTRACT STATUS Signed through 2020

SIGNING SCOUT Matt Alison (Rays)

ACQUIRED Selected in the fifth round of the 2017 June Draft

2020 SEASON

- Selected from the alternate training site on Aug 23 and remained on the active roster for the rest of the season...from Aug 23 through season's end, his 5 wins tied Tyler Glasnow and SEA Marco Gonzales for the major league lead.
- From the date of his major league debut through the end of the season, ranked among major league rookie leaders in wins (1st), innings (32.1, tied for 5th), ERA (2.78, 2nd) and opp avg. (.230, 4th).
- His 5-game winning streak is the longest for a Rays pitcher to begin a major league career, breaking a tie with Adam Kolarek (2017-19), Jake Faria (2017), Jeremy Hellickson (2010), Tim Lincecum (2006) and James Shields (2006).
- Became the second Rays rookie to finish a season with 5 wins (or more) and no losses, joining Jalen Beeks (5-0) in 2018.
- Was the third Rays pitcher to start and win each of his first three major league apps, joining Jake Faria in 2017 and Jeremy Hellickson 2010...this streak ended when he received no decision in his fourth outing, a start on Sep 10 vs. BOS.
- Pitched twice in relief, both times following opener Pete Fairbanks and reliever Ryan Thompson...went 1-0 with a 1.35 ERA (6.2-IP, 1-ER) in 2 apps out of the bullpen.
- Two of his 5 starts were scoreless, and one of his 2 apps out of the bullpen was scoreless.
- Min. 20 IP, his groundball rate of 64.6 pct. led the AL and ranked 3rd in the majors.
- Yielded 7 BB in 32.1 IP for a 1.95 BB/9 IP ratio.
- Was the first player in Webster University and league (SLIAC) history to play in the majors.
- On Aug 23 vs. TOR, became the 10th starter in franchise history to win his major league debut...yielded 2 runs in 5 IP in the 5-4 victory...retired

10 of his first 11 BF, with the only exception over that stretch a Teoscar Hernández homer in the 2nd inning...allowed four consecutive 1-out baserunners in the 4th, including a Travis Shaw RBI single, before stranding the bases loaded.

- On Sep 27 vs. PHI, started the regular season finale and did not allow a run in a career-high 6 IP...was the first Rays rookie to make a scoreless start of 6 IP (or more) since Brendan McKay's major league debut on June 29, 2019 vs. TEX.

CAREER HIGHS

LONGEST OUTING

5.1, 8/29/20 at MIA

LONGEST RELIEF OUTING

4.1, 9/10/20 vs. BOS

STRIKEOUTS

6, 8/29/20 at MIA

WALKS

2, 2x-last 9/10/20 vs. BOS

HR ALLOWED

2, 2x-last 9/10/20 vs. BOS

RUNS ALLOWED

4, 9/4/20 vs. MIA

HITS ALLOWED

7, 9/4/20 vs. MIA

WIN STREAK

5G, 8/23/20 - Current



CAREER PITCHING

YEAR	CLUB	W	L	ERA	G	GS	CG	SHO	SV	IP	H	R	ER	HR	HB	BB-I	SO	WP	BK
2017	Princeton	1	2	5.40	12	9	0	0	0	35.0	42	23	21	5	0	7-0	26	1	0
2018	Bowling Green	6	1	1.20	10	10	0	0	0	60.0	41	9	8	1	0	10-0	42	2	0
	Charlotte	3	3	4.11	9	7	1	0	0	50.1	51	25	23	4	0	9-1	38	4	0
2019	Montgomery	11	4	3.31	21	17	3	1	0	127.2	127	57	47	9	3	19-0	92	0	0
	Durham	1	3	5.14	4	3	0	0	0	21.0	24	13	12	6	1	8-1	16	0	0
2020	Tampa Bay	5	0	2.78	7	5	0	0	0	32.1	28	10	10	5	1	7-0	25	0	0
Minor League Totals		22	13	3.40	56	46	4	1	0	294.0	285	127	111	25	4	53-2	214	7	0
Major League Totals		5	0	2.78	7	5	0	0	0	32.1	28	10	10	5	1	7-0	25	0	0

1: Selected by the Tampa Bay Rays in the fifth round of the 2017 June Draft...signed by Matt Alison.

CAREER FIELDING

YEAR	POSITION	PCT	G	PO	A	E	TC	DP
2020	Pitcher	1.000	7	0	8	0	8	1

CAREER BREAKDOWN

	2020										CAREER									
	W	L	SV	ERA	G	GS	IP	H	ER		W	L	SV	ERA	G	GS	IP	H	ER	
Total	5	0	0	2.78	7	5	32.1	28	10		5	0	0	2.78	7	5	32.1	28	10	
Home	3	0	0	3.38	5	4	24.0	22	9		3	0	0	3.38	5	4	24.0	22	9	
Away	2	0	0	1.08	2	1	8.1	6	1		2	0	0	1.08	2	1	8.1	6	1	
Grass	1	0	0	3.00	1	0	3.0	3	1		1	0	0	3.00	1	0	3.0	3	1	
Turf	4	0	0	2.76	6	5	29.1	25	9		4	0	0	2.76	6	5	29.1	25	9	
Starter	4	0	0	3.16	5	5	25.2	24	9		4	0	0	3.16	5	5	25.2	24	9	
Reliever	1	0	0	1.35	2	0	6.2	4	1		1	0	0	1.35	2	0	6.2	4	1	
Pre-All Star	5	0	0	2.78	7	5	32.1	28	10		5	0	0	2.78	7	5	32.1	28	10	
Post-All Star	-	-	-	-	-	-	-	-	-		-	-	-	-	-	-	-	-	-	
Interleague	4	0	0	1.96	5	3	23.0	18	5		4	0	0	1.96	5	3	23.0	18	5	
March	-	-	-	-	-	-	-	-	-		-	-	-	-	-	-	-	-	-	
April	-	-	-	-	-	-	-	-	-		-	-	-	-	-	-	-	-	-	
May	-	-	-	-	-	-	-	-	-		-	-	-	-	-	-	-	-	-	
June	-	-	-	-	-	-	-	-	-		-	-	-	-	-	-	-	-	-	
July	-	-	-	-	-	-	-	-	-		-	-	-	-	-	-	-	-	-	
August	2	0	0	1.74	2	2	10.1	7	2		2	0	0	1.74	2	2	10.1	7	2	
September	3	0	0	3.27	5	3	22.0	21	8		3	0	0	3.27	5	3	22.0	21	8	
October	-	-	-	-	-	-	-	-	-		-	-	-	-	-	-	-	-	-	
vs. BOS	0	0	0	6.23	1	1	4.1	6	3		0	0	0	6.23	1	1	4.1	6	3	
vs. MIA	2	0	0	3.48	2	2	10.1	10	4		2	0	0	3.48	2	2	10.1	10	4	
vs. NYM	1	0	0	3.00	1	0	3.0	3	1		1	0	0	3.00	1	0	3.0	3	1	
vs. PHI	1	0	0	0.00	1	1	6.0	4	0		1	0	0	0.00	1	1	6.0	4	0	
vs. TOR	1	0	0	3.60	1	1	5.0	4	2		1	0	0	3.60	1	1	5.0	4	2	
vs. WAS	0	0	0	0.00	1	0	3.2	1	0		0	0	0	0.00	1	0	3.2	1	0	



20

RIGHT-HANDED PITCHER

TYLER GLASNOW

Tyler Allen Glasnow (GLASS-now)

BATS **LEFT**THROWS **RIGHT**HEIGHT **6'8"**WEIGHT **225**SEASON-ENDING AGE **27**MAJOR LEAGUE SERVICE **3 years, 158 days**BORN **8/23/93 in Newhall, CA**RESIDES **Newhall, CA**CONTRACT STATUS **Signed through 2020**SIGNING SCOUT **Rick Allen (Pirates)**

ACQUIRED **From the Pittsburgh Pirates along with OF Austin Meadows and a player to be named (RH Shane Baz) in exchange for RH Chris Archer, 7/31/18**

2020 SEASON

- In his second full season with the Rays, led the team with 57.1 IP, 91 SO and tied for 2nd with 5 wins behind Pete Fairbanks (6).
- Went 5-0 with a 3.00 ERA (42-IP, 14-ER) and 64 SO in his last 7 starts beginning on Aug 19...this stretch lowered his season ERA from 7.04 to 4.08...all 5 wins came over his last 6 starts.
- His active 5-game winning streak is his longest since winning a career-high six consecutive decisions from March 30–May 3, 2019.
- His 91 SO were 4th in the AL behind CLE Shane Bieber (122), CWS Lucas Giolito (97) and NYY Gerrit Cole (94)...min. 50 IP, his 14.28 SO/9 IP ratio led the majors and was the 2nd-highest in club history behind Brad Boxberger (14.47) in 2014.
- According to the Elias Sports Bureau, his 81 SO through his first 50 IP of the season were the 2nd-most by a starting pitcher in major league history behind CLE Shane Bieber (82) in 2020.
- Ended the season with 7 SO (or more) in eight straight starts, the longest such streak in club history...passed David Price (June 24–July 30, 2012) and Scott Kazmir (July 24–Aug 25, 2007).
- Since March 30, 2019, the Rays are 19-4 in his last 23 starts in the regular season...they went 9-2 in his 11 starts in 2020, including wins in his last eight starts to finish the season.
- Hasn't lost on the road since Sep 22, 2018 at TOR, going 7-0 with a 1.96 ERA (64.1-IP, 14-ER) in 12 starts since then...min. 10 starts, is the only pitcher in the majors that did not suffer a road loss during the 2019-20 seasons.
- Limited batters to a .120 avg. (10-for-83) in at-bats ending with the curveball, 5th in the majors (min. 25 AB)...recorded 48 SO on a swing-and-

miss against his curveball, most in the majors... totaled 58 SO with the pitch, 2nd in the majors behind HOU Framber Valdez (60)...his avg. spin rate of 2,938 rpm on his curveball was 8th-highest in the majors (min. 100 curveballs thrown).

- His avg. fastball velocity, according to Fan-Graphs, was 97.0 mph, 2nd in the AL (min. 50 IP) behind CWS Dylan Cease (97.5)...reached 100 mph three times, including a career-high 100.9 mph on Sep 18 at BAL...it was the fastest pitch for a Rays non-opener starting pitcher since pitch velocities are available (2008), passing Edwin Jackson (100.5) on Sep 8, 2008 at BOS.
- Got 73 swings-and-misses against his fastball, 7th in the majors and 4th in the AL.
- Made his fourth straight Opening Day roster.
- On Aug 25 vs. BAL, recorded a career-high 13 SO, the most by a Rays pitcher since Blake Snell (13) on April 2, 2019 vs. COL...recorded a career-high 24 swings-and-misses, the most by a Rays pitcher since Snell (25) on July 21, 2019 vs. CWS—and Snell (five times) is the only Ray with more swings-and-misses in a game in the pitch-tracking era (2008)...retired his last 11 BF including nine of his last 10 BF on strikeouts.
- On Aug 31 at NYY, went six scoreless innings and his first hit allowed was an infield single to DJ LeMahieu with 1 out in the 6th inning.

POSTSEASON HISTORY

- **2019:** Took the loss in both starts...in his post-season debut in Game 1 of the ALDS at HOU, his only runs allowed in 4.1 IP came on a 2-run homer by José Altuve, his last batter faced, to break a scoreless tie...in the decisive Game 5 at HOU, yielded 4 runs on 5 hits in the 1st inning.



CAREER HIGHS

LONGEST OUTING

7.0, 6x-last 9/12/20 vs. BOS

LONGEST RELIEF OUTING

3.2, 2x-last 4/19/18 at PHI

STRIKEOUTS

13, 8/25/20 vs. BAL

WALKS

6, 9/13/17 at MIL

HR ALLOWED

3, 6/3/17 at NYM

RUNS ALLOWED

7, 3x-last 9/5/18 at TOR

HITS ALLOWED

10, 6/9/17 vs. MIA

WIN STREAK

6G, 3/30/19 - 5/3/19

LOSS STREAK

5G, 2x-last 6/22/18 - 9/11/18

CAREER PITCHING

YEAR	CLUB	W	L	ERA	G	GS	CG	SHO	SV	IP	H	R	ER	HR	HB	BB-I	SO	WP	BK
2012	GCL Pirates	0	3	2.10	11	10	0	0	0	34.1	19	15	8	3	2	16-0	40	4	0
	State College	0	0	0.00	1	1	0	0	0	4.0	4	2	0	0	0	1-0	4	1	0
2013	West Virginia	9	3	2.18	24	24	0	0	0	111.1	54	35	27	9	9	61-0	164	11	1
2014	Bradenton	12	5	1.74	23	23	0	0	0	124.1	74	29	24	3	3	57-0	157	5	2
2015	Altoona	5	3	2.43	12	12	0	0	0	63.0	41	22	17	2	0	19-0	82	4	0
	West Virginia	0	1	3.38	2	2	0	0	0	5.1	3	4	2	0	1	2-0	6	0	0
	Indianapolis	2	1	2.20	8	8	0	0	0	41.0	33	16	10	1	1	22-0	48	2	0
2016	Indianapolis	8	3	1.87	20	20	0	0	0	110.2	65	23	23	4	0	62-0	133	6	0
	Pittsburgh	0	2	4.24	7	4	0	0	0	23.1	22	13	11	2	3	13-0	24	2	1
	Altoona	0	0	3.00	2	2	0	0	0	6.0	4	2	2	1	0	6-0	11	0	0
2017	Pittsburgh	2	7	7.69	15	13	0	0	0	62.0	81	61	53	13	2	44-2	56	3	0
	Indianapolis	9	2	1.93	15	15	0	0	0	93.1	57	21	20	6	1	32-0	140	9	0
2018	Pittsburgh	1	2	4.34	34	0	0	0	0	56.0	47	28	27	5	1	34-2	72	1	1
	Tampa Bay	1	5	4.20	11	11	0	0	0	55.2	42	27	26	10	3	19-1	64	5	1
2019	Tampa Bay	6	1	1.78	12	12	0	0	0	60.2	40	13	12	4	0	14-0	76	2	0
	Durham	0	0	0.00	2	2	0	0	0	2.1	2	0	0	0	0	3-0	3	0	0
2020	Tampa Bay	5	1	4.08	11	11	0	0	0	57.1	43	26	26	11	0	22-0	91	7	0
Minor League Totals		45	21	2.01	120	119	0	0	0	595.2	356	169	133	29	17	281-0	788	42	3
Rays Totals		12	7	3.32	34	34	0	0	0	173.2	125	66	64	25	3	55-1	231	14	1
Major League Totals		15	18	4.43	90	51	0	0	0	315.0	275	168	155	45	9	146-5	383	26	3

1: Selected by the Pittsburgh Pirates in the 5th round of the 2011 June Draft...signed by Rick Allen. 2: Acquired by the Tampa Bay Rays from Pittsburgh along with OF Austin Meadows and a player to be named (RH Shane Baz) in exchange for RH Chris Archer, July 31, 2018.

CAREER FIELDING

YEAR	POSITION	PCT	G	PO	A	E	TC	DP
2016	Pitcher	.667	7	0	2	1	3	1
2017	Pitcher	.917	15	4	7	1	12	0
2018	Pitcher	.955	45	10	11	1	22	1
2019	Pitcher	1.000	12	1	5	0	6	0
2020	Pitcher	1.000	11	4	5	0	9	0
Totals		.942	90	19	30	3	52	2

POSTSEASON PITCHING

YEAR	SERIES	CLUB	W	L	ERA	G	GS	CG	SHO	SV	IP	H	R	ER	HR	HB	BB-I	SO	WP	BK
2019	ALDS	TB vs. HOU	0	2	7.71	2	2	0	0	0	7.0	9	6	6	1	0	3-0	8	0	0



CAREER BREAKDOWN

	2020									CAREER								
	W	L	SV	ERA	G	GS	IP	H	ER	W	L	SV	ERA	G	GS	IP	H	ER
Total	5	1	0	4.08	11	11	57.1	43	26	15	18	0	4.43	90	51	315.0	275	45
Home	2	1	0	4.85	5	5	26.0	21	14	5	8	0	4.57	46	25	153.2	157	30
Away	3	0	0	3.45	6	6	31.1	22	12	10	10	0	4.30	44	26	161.1	118	15
Grass	3	0	0	3.45	6	6	31.1	22	12	11	13	0	4.48	70	31	221.0	195	11
Turf	2	1	0	4.85	5	5	26.0	21	14	4	5	0	4.31	20	20	94.0	80	34
Starter	5	1	0	4.08	11	11	57.1	43	26	14	16	0	4.48	51	51	247.0	219	1
Reliever	-	-	-	-	-	-	-	-	-	1	2	0	4.24	39	0	68.0	56	44
Pre-All Star	5	1	0	4.08	11	11	57.1	43	26	14	11	0	4.64	64	32	217.1	203	38
Post-All Star	-	-	-	-	-	-	-	-	-	1	7	0	3.96	26	19	97.2	72	7
Interleague	1	0	0	3.52	3	3	15.1	8	6	3	0	0	2.16	8	5	33.1	22	7
March	-	-	-	-	-	-	-	-	-	1	0	0	1.80	1	1	5.0	6	0
April	-	-	-	-	-	-	-	-	-	4	2	0	3.98	16	9	61.0	56	6
May	-	-	-	-	-	-	-	-	-	4	4	0	4.99	17	8	57.2	60	14
June	-	-	-	-	-	-	-	-	-	0	3	0	6.38	12	2	24.0	24	12
July	0	0	0	2.25	1	1	4.0	1	1	0	1	0	4.24	11	3	23.1	19	7
August	2	1	0	4.50	6	6	30.0	25	15	2	3	0	3.86	12	12	60.2	41	3
September	3	0	0	3.86	4	4	23.1	17	10	4	5	0	4.43	21	16	83.1	69	3
October	-	-	-	-	-	-	-	-	-	-	-	-	-	-	-	-	-	3
vs. ARI	-	-	-	-	-	-	-	-	-	0	2	0	16.62	2	1	4.1	8	0
vs. ATL	0	0	0	2.25	1	1	4.0	1	1	0	0	0	2.70	2	2	10.0	10	0
vs. BAL	2	0	0	2.70	3	3	16.2	12	5	4	0	0	2.08	6	6	34.2	24	7
vs. BOS	1	0	0	7.36	2	2	11.0	14	9	2	1	0	4.68	6	6	32.2	28	3
vs. CHC	-	-	-	-	-	-	-	-	-	0	1	0	10.61	4	2	9.1	15	0
vs. CIN	-	-	-	-	-	-	-	-	-	1	1	0	3.97	11	2	22.2	17	4
vs. CLE	-	-	-	-	-	-	-	-	-	0	2	0	1.93	2	2	14.0	8	2
vs. COL	-	-	-	-	-	-	-	-	-	0	0	0	4.50	1	0	2.0	1	0
vs. CWS	-	-	-	-	-	-	-	-	-	2	0	0	0.00	2	1	8.1	3	1
vs. DET	-	-	-	-	-	-	-	-	-	0	0	0	0.00	1	0	2.0	1	0
vs. HOU	-	-	-	-	-	-	-	-	-	1	0	0	1.80	1	1	5.0	6	0
vs. KC	-	-	-	-	-	-	-	-	-	0	0	0	5.40	1	1	5.0	5	2
vs. LAA	-	-	-	-	-	-	-	-	-	0	0	0	1.50	2	2	6.0	4	1
vs. LAD	-	-	-	-	-	-	-	-	-	0	0	0	13.50	3	0	4.0	5	3
vs. MIA	0	0	0	5.06	1	1	5.1	4	3	0	1	0	8.68	2	2	9.1	14	0
vs. MIL	-	-	-	-	-	-	-	-	-	0	2	0	6.14	6	2	14.2	15	3
vs. MIN	-	-	-	-	-	-	-	-	-	0	0	0	3.00	1	0	3.0	2	0
vs. NYM	1	0	0	3.00	1	1	6.0	3	2	1	2	0	5.85	6	3	20.0	17	7
vs. NYY	1	1	0	3.77	3	3	14.1	9	6	1	2	0	3.70	5	5	24.1	21	0
vs. PHI	-	-	-	-	-	-	-	-	-	0	0	0	6.23	3	1	8.2	12	3
vs. SD	-	-	-	-	-	-	-	-	-	0	0	0	1.80	3	0	5.0	3	0
vs. SF	-	-	-	-	-	-	-	-	-	1	0	0	0.00	2	1	8.0	5	2
vs. STL	-	-	-	-	-	-	-	-	-	0	2	0	2.45	6	2	18.1	10	0
vs. TEX	-	-	-	-	-	-	-	-	-	1	0	0	0.00	1	1	6.0	2	3
vs. TOR	-	-	-	-	-	-	-	-	-	0	2	0	6.17	6	6	23.1	21	6
vs. WAS	-	-	-	-	-	-	-	-	-	1	0	0	7.53	5	2	14.1	18	0



39

CENTER FIELDER

KEVIN KIERMAIER

Kevin James Kiermaier (KEER-my-er)

BATS LEFT

THROWS RIGHT

HEIGHT 6'1"

WEIGHT 210

SEASON-ENDING AGE 30

MAJOR LEAGUE SERVICE 6 years, 131 days

BORN 4/22/90 in Fort Wayne, IN

RESIDES Tampa, FL

CONTRACT STATUS Fourth year of a six-year contract through 2022 plus one club option for 2023

SIGNING SCOUT Tom Couston (Rays)

ACQUIRED Selected in the 31st round of the 2010 June Draft

2020 SEASON

- ◆ Tied for 3rd among major league outfielders with 10 Defensive Runs Saved, behind TEX Joey Gallo (13) and MIN Byron Buxton (11)...since 2015, leads all outfielders with 121 DRS.
- ◆ His six outfield assists tied for 3rd in the majors and were one shy of the major league leaders, TOR Teoscar Hernández and BOS Alex Verdugo.
- ◆ Recorded his fourth outfield assist in the team's 19th game...joined Quinton McCracken (4) in 1998 as the only players in club history with four outfield assists in the team's first 19 games.
- ◆ Leads the AL with 44 3B since 2014, and ranks 3rd in the majors over that stretch behind LAD/MIA/SEA Dee Strange-Gordon (49) and COL Charlie Blackmon (46).
- ◆ Was one of four players in the majors with multiple walk-off hits, joining CHC Javier Báez, CLE César Hernández and CIN Joey Votto...both came in a span of 22 games (20 starts), compared to one in his first 682 career games (622 starts).
- ◆ Both walk-off hits were against the Blue Jays, becoming the fifth player in franchise history with two walk-off hits against the same team in a single season...joined José Lobaton (2013 vs. TOR), Johnny Damon (2011 vs. MIN), B.J. Upton (2007 vs. TOR) and Travis Lee (2003 vs. BAL).
- ◆ Homered in three straight games from Aug 30-Sep 1 at MIA/NYY, his only 3 HR in 2020...it was the fourth time in his career he homered in three consecutive games, first since Sep 12-15, 2017 vs. NYY/BOS...this came on the heels of opening the season without a homer in 85 AB.
- ◆ Hit .270 (20-for-74) with 3 HR on the road, compared to .156 (10-for-64) with 0 HR at home.

- ◆ Made his sixth straight Opening Day roster, all starts in center field...with his sixth Opening Day start, tied Ben Zobrist for 3rd in franchise history behind Evan Longoria (9) and Carl Crawford (8)...it was his first season without a trip to the injured list since 2015.
- ◆ On July 26 vs. TOR, snapped a 0-for-11 skid to start the season with a walk-off, 2-run triple in the 10th inning off Shun Yamaguchi.
- ◆ On Aug 22 vs. TOR, delivered a walk-off single in the 10th inning off Anthony Bass for a 5-4 win.
- ◆ Won the club's Paul C. Smith Champion Award, as voted by the Tampa Bay Chapter of the BBWAA, which is given to the player who best exemplifies the spirit of true professionalism on and off the field...became the first back-to-back winner since John Flaherty in 1998-99.

POSTSEASON HISTORY

- ◆ 2019: Started all 6 games in center field...in Game 3 of the ALDS vs. HOU, his 3-run homer off Zack Greinke in the 2nd inning gave the Rays their first lead of the series...was the Rays first postseason homer at Tropicana Field since José Lobaton's walk-off in Game 3 of the 2013 ALDS vs. BOS, and the two were hit to nearly identical spots...in Game 4 vs. HOU, recorded an outfield assist on an 8-6-2 relay with Willy Adames and Travis d'Arnaud.
- ◆ 2013: Entered the AL Wild Card Game at CLE as a late-inning defensive replacement, after doing the same in his major league debut in the Game 163 tiebreaker at TEX...the Rays beat the Indians, 4-0, but he was not on the ALDS roster.



CAREER HIGHS

HITS

4, 2x-last 9/8/16 at NYY

HITTING STREAK

13G, 8/27/16 - 9/9/16

HOME RUNS

2, 3x-last 9/5/18 at TOR

RBI

4, 5x-last 8/21/19 vs. SEA

RUNS

4, 4/19/17 vs. DET

WALKS

3, 5/29/19 vs. TOR

STRIKEOUTS

4, 2x-last 5/29/17 at TEX

STOLEN BASES

2, 12x-last 8/10/20 at BOS

HOME RUN HIGHLIGHTS

GRAND SLAMS (2)

6/25/18 vs. WAS (Gio Gonzalez); 7/9/14 vs. KC (Yordano Ventura)

MULTI-HR GAMES (3)

2 - 9/5/18 at TOR; 8/23/17 vs. TOR; 9/8/16 at NYY

LEADOFF (3)

9/24/17 at BAL (Chris Tillman); 9/12/17 vs. NYY (Sonny Gray); 8/20/17 vs. SEA (Yovani Gallardo)

INSIDE-THE-PARK (2)

5/23/19 at CLE (Adam Plutko); 5/31/14 at BOS (Alex Wilson)

CAREER BATTING

YEAR	CLUB	AVG	G	AB	R	H	2B	3B	HR	RBI	SH	SF	HB	BB-I	SO	SB	CS	GDP	OBP	SLG
2010	Princeton	.303	57	218	44	66	8	7	2	16	1	0	3	24-2	54	17	5	4	.380	.431
2011	Bowling Green	.241	120	402	54	97	11	8	4	39	9	3	8	37-0	99	27	10	3	.316	.338
2012	Charlotte	.260	57	177	16	46	7	6	0	12	7	0	2	26-0	38	10	4	1	.361	.367
	GCL Rays	.167	2	6	0	1	0	0	0	0	0	0	0	0-0	2	0	0	0	.167	.167
	Durham	.333	4	9	2	3	0	0	0	1	0	0	0	3-0	1	0	0	0	.500	.333
2013	Montgomery	.307	97	371	65	114	14	9	5	28	4	3	8	31-3	61	14	11	3	.370	.434
	Durham	.263	39	137	24	36	7	6	1	13	0	1	2	14-0	26	7	1	0	.338	.423
	Tampa Bay	-	1	0	0	0	0	0	0	0	0	0	0	0-0	0	0	0	0	-	-
2014	Durham	.305	34	128	28	39	7	2	3	13	2	1	0	12-0	23	11	1	1	.362	.461
	Tampa Bay	.263	108	331	35	87	16	8	10	35	5	2	3	23-2	71	5	4	3	.315	.450
2015	Tampa Bay	.263	151	505	62	133	25	12	10	40	2	2	2	24-0	95	18	5	7	.298	.420
2016	Tampa Bay	.246	105	366	55	90	20	2	12	37	0	1	7	40-1	74	21	3	5	.331	.410
	GCL Rays	.000	1	2	0	0	0	0	0	0	0	0	0	1-0	1	0	0	0	.333	.000
	Charlotte	.667	2	3	2	2	1	0	0	0	0	0	0	2-0	0	0	0	0	.800	1.000
2017	Tampa Bay	.276	98	380	56	105	15	3	15	39	4	1	5	31-2	99	16	7	3	.338	.450
	Charlotte	.125	7	24	2	3	1	1	0	1	0	0	0	2-0	7	0	1	0	.192	.250
	Tampa Bay	.217	88	332	44	72	12	9	7	29	2	2	6	25-2	91	10	5	4	.282	.370
2018	Charlotte	.500	2	6	1	3	0	1	0	0	0	0	0	2-0	0	0	0	0	.625	.833
	Durham	.364	3	11	2	4	1	0	0	1	0	0	0	2-0	2	1	0	0	.462	.455
	Tampa Bay	.228	129	447	60	102	20	7	14	55	1	1	5	26-2	104	19	5	8	.278	.398
2019	Charlotte	.125	2	8	1	1	1	0	0	3	0	0	0	1-0	3	0	0	0	.222	.250
	Tampa Bay	.217	49	138	16	30	5	3	3	22	0	0	1	20-1	42	8	1	2	.321	.362
Minor League Totals		.276	427	1502	241	415	58	40	15	127	23	8	23	157-5	317	87	33	12	.352	.398
Major League Totals		.248	729	2499	328	619	113	44	71	257	14	9	29	189-10	576	97	30	32	.307	.413

1: Selected by the Tampa Bay Rays in the 31st round of the 2010 June Draft...signed by Tom Coustoun.



CAREER FIELDING

YEAR	POSITION	PCT	G	PO	A	E	TC	DP
2013	Center Field	-	1	0	0	0	0	0
2014	Right Field	.966	68	137	3	5	145	1
	Center Field	.990	42	100	2	1	103	1
	Left Field	-	1	0	0	0	0	0
2015	Center Field	.988	148	410	15	5	430	3
	Right Field	1.000	2	2	0	0	2	0
2016	Center Field	.993	104	264	7	2	273	1
2017	Center Field	.976	97	242	5	6	253	1
2018	Center Field	1.000	88	232	5	0	237	1
2019	Center Field	.985	125	250	6	4	260	1
2020	Center Field	1.000	46	86	6	0	92	0
Totals	Center Field	.989	651	1584	46	18	1648	8
	Right Field	.966	70	139	3	5	147	1
	Left Field	-	1	0	0	0	0	0

POSTSEASON BATTING

YEAR	SERIES	CLUB	AVG	G	AB	R	H	2B	3B	HR	RBI	SH	SF	HB	BB-I	SO	SB	CS	GDP	OBP	SLG
2013	ALWC	TB vs. CLE	-	1	0	0	0	0	0	0	0	0	0	0	0-0	0	0	0	0	-	-
2019	ALWC	TB vs. OAK	.000	1	4	0	0	0	0	0	0	0	0	0	0-0	1	0	0	0	.000	.000
	ALDS	TB vs. HOU	.167	5	18	1	3	1	0	1	3	0	0	0	0-0	6	0	0	0	.167	.389
Postseason Totals			.136	7	22	1	3	1	0	1	3	0	0	0	0-0	7	0	0	0	.136	.318



CAREER BREAKDOWN

	2020					CAREER				
	AVG	AB	H	HR	RBI	AVG	AB	H	HR	RBI
Total	.217	138	30	3	22	.248	2499	619	71	257
vs. Left	.158	19	3	0	5	.245	677	166	13	82
vs. Right	.227	119	27	3	17	.249	1822	453	58	175
Home	.156	64	10	0	11	.247	1239	306	33	144
Away	.270	74	20	3	11	.248	1260	313	38	113
Grass	.265	68	18	2	8	.242	1126	273	34	96
Turf	.171	70	12	1	14	.252	1373	346	37	161
Interleague	.250	48	12	1	9	.238	345	82	9	46
Pre-All Star	.217	138	30	3	22	.246	1364	336	39	150
Post-All Star	-	-	-	-	-	.249	1135	283	32	107
March	-	-	-	-	-	.150	20	3	0	1
April	-	-	-	-	-	.248	347	86	8	27
May	-	-	-	-	-	.230	357	82	14	42
June	-	-	-	-	-	.281	334	94	11	35
July	.160	25	4	0	4	.227	365	83	6	41
August	.266	64	17	2	10	.246	568	140	13	58
September	.184	49	9	1	8	.257	499	128	19	53
October	-	-	-	-	-	.333	9	3	0	0
vs. ARI	-	-	-	-	-	.100	10	1	0	1
vs. ATL	.333	9	3	0	2	.281	32	9	1	5
vs. BAL	.167	18	3	0	1	.218	285	62	10	27
vs. BOS	.278	18	5	0	5	.259	301	78	7	27
vs. CHC	-	-	-	-	-	.133	15	2	0	2
vs. CIN	-	-	-	-	-	.000	4	0	0	0
vs. CLE	-	-	-	-	-	.195	82	16	2	6
vs. COL	-	-	-	-	-	.294	17	5	1	5
vs. CWS	-	-	-	-	-	.312	93	29	0	9
vs. DET	-	-	-	-	-	.231	91	21	2	14
vs. HOU	-	-	-	-	-	.181	94	17	1	4
vs. KC	-	-	-	-	-	.300	110	33	4	13
vs. LAA	-	-	-	-	-	.196	92	18	2	9
vs. LAD	-	-	-	-	-	.238	21	5	1	4
vs. MIA	.182	11	2	1	4	.241	87	21	3	12
vs. MIL	-	-	-	-	-	.143	7	1	0	0
vs. MIN	-	-	-	-	-	.297	111	33	4	18
vs. NYM	.000	7	0	0	0	.167	24	4	0	2
vs. NYY	.238	21	5	2	4	.236	326	77	12	25
vs. OAK	-	-	-	-	-	.237	93	22	2	7
vs. PHI	.143	7	1	0	1	.250	24	6	0	1
vs. PIT	-	-	-	-	-	.286	7	2	0	2
vs. SD	-	-	-	-	-	.200	20	4	1	3
vs. SEA	-	-	-	-	-	.274	84	23	5	10
vs. SF	-	-	-	-	-	.400	10	4	1	1
vs. STL	-	-	-	-	-	.185	27	5	0	2
vs. TEX	-	-	-	-	-	.217	69	15	3	7
vs. TOR	.152	33	5	0	3	.288	323	93	8	35
vs. WAS	.429	14	6	0	2	.325	40	13	1	6
As DH	-	-	-	-	-	.000	1	0	0	0
As PH	.400	5	2	0	2	.324	34	11	0	6



15

LEFT-HANDED PITCHER

AARON LOUP

Aaron Christopher Loup



BATS **LEFT**

THROWS **LEFT**

HEIGHT **5'11"**

WEIGHT **210**

SEASON-ENDING AGE **32**

MAJOR LEAGUE SERVICE **8 years, 40 days**

BORN **12/19/87 in Raceland, LA**

RESIDES **Hahnville, LA**

CONTRACT STATUS **Signed through 2020**

SIGNING SCOUT **Rob St. Julien (Blue Jays)**

ACQUIRED **Signed as a free agent, 2/11/20**

2020 SEASON

- Selected to the major league roster in the middle of summer camp and remained with the Rays for the entire season.
- Ten of his last 11 apps were scoreless, lowering his season ERA from 3.95 to 2.52...pitched to a 1.59 ERA (17-IP, 3-ER) in 17 apps from Aug 15 through the end of the season.
- Has limited left-handed hitters to a .232 avg. (128-for-551) in his career, including .212 (7-for-33) in 2020.
- Owens a career 1.60 ERA (33.2-IP, 6-ER) in 32 apps at Tropicana Field.
- Was one of two Rays relievers on the active roster for the entire season to not record a save, along with Pete Fairbanks.
- Had a 6.14 ERA (7.1-IP, 5-ER) and yielded 3 HR in 7 apps against the Blue Jays, his former team...in comparison, pitched to a 1.02 ERA (17.2-IP, 2-ER) and 0 HR in 17 apps against all other opponents...faced Cavan Biggio six times and only retired him once (single, hit by pitch, flyout, double, double, catcher's interference).
- Made his eighth consecutive Opening Day roster (2013-18 with TOR, 2019 with SD), seventh active...began the 2016 season on the IL.
- On July 26 vs. TOR, made his Rays debut and pitched a scoreless 8th inning, pitching around a 1-out single to Cavan Biggio.
- On Aug 10 at BOS, got the last out of the 6th inning and first 2 outs of the 7th...recorded his first win since May 26, 2017 vs. TEX (with TOR), going 1,171 days in between.
- On Aug 14 at TOR, yielded multiple homers for the first time in his career...allowed a 3-run homer to Bo Bichette and a solo shot to Teoscar Hernández.

- On Aug 16 at TOR, got the win in the resumption of a suspended game and the win in the regularly-scheduled game, the first pitcher in club history to win twice in the same day...in Game 2, faced the minimum in the 7th inning to send it to extras...was the first pitcher to win 2 games that finished on the same day since CWS David Robertson on July 24, 2016 vs. DET.
- On Aug 24 vs. TOR, inherited 1-on, 2-out in the 7th inning and his first batter faced, Cavan Biggio, reached on catcher interference...allowed a go-ahead, 3-run homer to Randal Grichuk and took his second loss of the season.

POSTSEASON HISTORY

- 2016:** Was on the Blue Jays postseason roster for the AL Wild Card Game, Division Series and Championship Series but did not pitch.
- 2015:** Made 4 apps for the Blue Jays, all 0.2 IP (or fewer)...his only run allowed came in Game 2 of the ALCS at KC on a Mike Moustakas RBI single.

CAREER HIGHS

LONGEST OUTING

3.0, 4/12/13 at KC

STRIKEOUTS

5, 4/7/17 at TB

WALKS

3, 3x-last 6/30/17 vs. BOS

HR ALLOWED

2, 8/14/20 at TOR

RUNS ALLOWED

4, 4x-last 7/9/17 vs. HOU

HITS ALLOWED

5, 9/4/12 vs. BAL

WIN STREAK

3G, 2x-last 8/10/20 - 8/16/20

LOSS STREAK

3G, 3x-last 6/23/17 - 9/1/17



CAREER PITCHING

YEAR	CLUB	W	L	ERA	G	GS	CG	SHO	SV	IP	H	R	ER	HR	HB	BB-I	SO	WP	BK
2009	GCL Blue Jays	2	1	3.86	13	0	0	0	3	16.1	17	9	7	0	3	3-0	19	1	0
2010	Lansing	3	2	4.54	35	5	0	0	2	73.1	79	37	37	4	5	22-1	73	3	0
2011	Dunedin	4	3	4.66	48	0	0	0	5	65.2	67	38	34	6	6	27-2	56	6	1
2012	New Hampshire	0	3	2.78	37	0	0	0	3	45.1	46	19	14	4	5	14-1	43	3	1
	Toronto	0	2	2.64	33	0	0	0	0	30.2	26	10	9	0	0	2-0	21	1	1
2013	Toronto	4	6	2.47	64	0	0	0	2	69.1	66	23	19	5	7	13-4	53	2	0
2014	Toronto	4	4	3.15	71	0	0	0	4	68.2	50	25	24	4	6	30-5	56	5	0
2015	Toronto	2	5	4.46	60	0	0	0	0	42.1	47	24	21	6	6	7-0	46	0	0
	Buffalo	0	0	4.50	5	0	0	0	0	6.0	9	3	3	0	1	4-0	5	0	1
2016	Dunedin	0	1	18.00	3	0	0	0	0	2.0	3	4	4	0	0	4-0	2	0	0
	Buffalo	3	0	1.83	20	0	0	0	1	19.2	21	4	4	0	0	3-0	26	0	0
	Toronto	0	0	5.02	21	0	0	0	0	14.1	15	8	8	2	3	4-0	15	3	0
2017	Toronto	2	3	3.75	70	0	0	0	0	57.2	59	27	24	4	6	29-5	64	3	0
2018	Toronto	0	0	4.54	50	0	0	0	0	35.2	44	21	18	4	3	13-0	42	0	0
	Philadelphia	0	0	4.50	9	0	0	0	0	4.0	4	2	2	0	1	1-0	2	0	0
2019	San Diego	0	0	0.00	4	0	0	0	0	3.1	2	0	0	0	1	1-0	5	0	0
2020	Tampa Bay	3	2	2.52	24	0	0	0	0	25.0	17	9	7	3	3	4-0	22	0	0
Minor League Totals		12	10	4.06	161	5	0	0	14	228.1	242	114	103	14	20	77-4	224	13	3
Major League Totals		15	22	3.38	406	0	0	0	6	351.0	330	149	132	28	36	104-14	326	14	1

1: Selected by the Toronto Blue Jays in the ninth round of the 2009 June Draft...signed by Rob St. Julien. 2: Acquired by the Philadelphia Phillies from Toronto in exchange for RH Jacob Waguespack, July 31, 2018. 3: Signed by the San Diego Padres as a free agent, February 17, 2019. 4: Signed by the Tampa Bay Rays as a free agent, February 11, 2020.

CAREER FIELDING

YEAR	POSITION	PCT	G	PO	A	E	TC	DP
2012	Pitcher	1.000	33	2	7	0	9	0
2013	Pitcher	.903	64	5	23	3	31	2
2014	Pitcher	.952	71	3	17	1	21	2
2015	Pitcher	1.000	60	0	4	0	4	0
2016	Pitcher	1.000	21	0	5	0	5	1
2017	Pitcher	.818	70	1	8	2	11	1
2018	Pitcher	.889	59	1	7	1	9	1
2019	Pitcher	1.000	4	0	2	0	2	0
2020	Pitcher	1.000	24	2	4	0	6	0
Totals		.929	406	14	77	7	98	7

POSTSEASON PITCHING

YEAR	SERIES	CLUB	W	L	ERA	G	GS	CG	SHO	SV	IP	H	R	ER	HR	HB	BB-I	SO	WP	BK
2015	ALDS	TOR vs. TEX	0	0	0.00	2	0	0	0	0	1.0	0	0	0	0	0	0-0	0	0	0
	ALCS	TOR vs. KC	0	0	9.00	2	0	0	0	0	1.0	1	1	1	0	0	2-0	0	0	0
Postseason Totals			0	0	4.50	4	0	0	0	0	2.0	1	1	1	0	0	2-0	0	0	0



CAREER BREAKDOWN

	2020									CAREER								
	W	L	SV	ERA	G	GS	IP	H	ER	W	L	SV	ERA	G	GS	IP	H	ER
Total	3	2	0	2.52	24	0	25.0	17	7	15	22	6	3.38	406	0	351.0	330	132
Home	0	2	0	2.08	12	0	13.0	10	3	5	7	2	3.23	216	0	184.0	171	66
Away	3	0	0	3.00	12	0	12.0	7	4	10	15	4	3.56	190	0	167.0	159	66
Grass	3	0	0	3.27	11	0	11.0	7	4	8	13	4	3.80	177	0	149.1	148	63
Turf	0	2	0	1.93	13	0	14.0	10	3	7	9	2	3.08	229	0	201.2	182	69
Starter	-	-	-	-	-	-	-	-	-	-	-	-	-	-	-	-	-	-
Reliever	3	2	0	2.52	24	0	25.0	17	7	15	22	6	3.38	406	0	351.0	330	132
Pre-All Star	3	2	0	2.52	24	0	25.0	17	7	14	13	4	3.58	247	0	221.1	198	88
Post-All Star	-	-	-	-	-	-	-	-	-	1	9	2	3.05	159	0	129.2	132	44
Interleague	0	0	0	0.00	7	0	8.0	2	0	0	0	2	3.54	50	0	40.2	37	16
March	-	-	-	-	-	-	-	-	-	0	0	0	0.00	3	0	2.1	3	0
April	-	-	-	-	-	-	-	-	-	3	4	1	3.51	55	0	56.1	48	22
May	-	-	-	-	-	-	-	-	-	4	3	2	2.67	67	0	64.0	54	19
June	-	-	-	-	-	-	-	-	-	2	3	1	5.03	64	0	48.1	49	27
July	0	0	0	0.00	3	0	3.0	2	0	2	3	2	3.39	71	0	63.2	59	24
August	3	2	0	4.63	11	0	11.2	10	6	4	7	0	3.92	69	0	64.1	70	28
September	0	0	0	0.87	10	0	10.1	5	1	0	2	0	2.17	74	0	49.2	45	12
October	-	-	-	-	-	-	-	-	-	0	0	0	0.00	3	0	2.1	2	0
vs. ARI	-	-	-	-	-	-	-	-	-	0	0	0	11.57	4	0	2.1	4	3
vs. ATL	0	0	0	0.00	1	0	1.1	0	0	0	0	0	5.63	12	0	8.0	9	5
vs. BAL	0	0	0	0.00	3	0	2.1	1	0	2	3	0	4.85	38	0	26.0	30	14
vs. BOS	1	0	0	3.38	5	0	5.1	6	2	2	2	0	3.06	50	0	47.0	35	16
vs. CHC	-	-	-	-	-	-	-	-	-	0	0	0	0.00	3	0	2.2	2	0
vs. CIN	-	-	-	-	-	-	-	-	-	0	0	0	0.00	3	0	1.2	1	0
vs. CLE	-	-	-	-	-	-	-	-	-	0	1	0	6.00	12	0	12.0	12	8
vs. COL	-	-	-	-	-	-	-	-	-	0	0	0	0.00	2	0	0.2	0	0
vs. CWS	-	-	-	-	-	-	-	-	-	0	0	0	1.26	18	0	14.1	15	2
vs. DET	-	-	-	-	-	-	-	-	-	2	0	0	4.05	15	0	13.1	13	6
vs. HOU	-	-	-	-	-	-	-	-	-	0	2	0	13.50	10	0	7.1	13	11
vs. KC	-	-	-	-	-	-	-	-	-	0	1	2	1.59	11	0	11.1	8	2
vs. LAA	-	-	-	-	-	-	-	-	-	0	1	0	3.14	15	0	14.1	17	5
vs. LAD	-	-	-	-	-	-	-	-	-	0	0	0	4.50	1	0	2.0	2	1
vs. MIA	0	0	0	0.00	3	0	3.2	1	0	0	0	0	0.00	6	0	5.2	1	0
vs. MIL	-	-	-	-	-	-	-	-	-	0	0	0	0.00	3	0	2.0	1	0
vs. MIN	-	-	-	-	-	-	-	-	-	1	1	0	4.67	18	0	17.1	22	9
vs. NYM	-	-	-	-	-	-	-	-	-	0	0	0	0.00	6	0	4.0	3	0
vs. NYY	0	0	0	0.00	2	0	2.0	0	0	0	3	0	2.98	53	0	45.1	39	15
vs. OAK	-	-	-	-	-	-	-	-	-	0	1	0	1.00	19	0	18.0	12	2
vs. PHI	0	0	0	0.00	1	0	1.0	1	0	0	0	1	1.93	7	0	4.2	5	1
vs. PIT	-	-	-	-	-	-	-	-	-	0	0	0	16.20	2	0	1.2	5	3
vs. SD	-	-	-	-	-	-	-	-	-	0	0	1	0.00	3	0	3.0	2	0
vs. SEA	-	-	-	-	-	-	-	-	-	0	3	0	3.78	19	0	16.2	20	7
vs. SF	-	-	-	-	-	-	-	-	-	0	0	0	0.00	2	0	1.1	2	0
vs. STL	-	-	-	-	-	-	-	-	-	0	0	0	9.82	3	0	3.2	3	4
vs. TB	-	-	-	-	-	-	-	-	-	4	2	0	1.55	41	0	40.2	30	7
vs. TEX	-	-	-	-	-	-	-	-	-	2	0	2	3.21	19	0	14.0	15	5
vs. TOR	2	2	0	6.14	7	0	7.1	8	5	2	2	0	6.14	7	0	7.1	8	5
vs. WAS	0	0	0	0.00	2	0	2.0	0	0	0	0	0	3.38	4	0	2.2	1	1



8

INFILDER / OUTFIELDER

BRANDON LOWE

Brandon Norman Lowe (rhymes with "now")

BATS LEFT

THROWS RIGHT

HEIGHT 5'10"

WEIGHT 185

SEASON-ENDING AGE 26

MAJOR LEAGUE SERVICE 2 years, 58 days

BORN 7/6/94 in Suffolk, VA

RESIDES Franklin, TN

CONTRACT STATUS Second year of a six-year contract plus two club options for 2025 and 2026

SIGNING SCOUT Lou Wieben (Rays)

ACQUIRED Selected in the third round of the 2015 June Draft



2020 SEASON

- Won the Don Zimmer Award, given to the club's Most Valuable Player...was the second player to win Outstanding Rookie and then MVP the next season, joining Jorge Cantú in 2004-2005.
- Ranked among AL leaders in homers (14, tied for 7th), slugging pct. (.554, 9th) and OPS (.916, 8th)...led the team in those categories as well as runs (36), hits (52), RBI (37) and extra-base hits (25).
- Hit .317 (19-for-60) with 4 HR and 9 RBI in his last 18 games after ending an 0-for-22 slump.
- Appeared in 56 games and made 49 starts (35-2B, 7-RF, 4-LF, 3-DH).
- Led major league second basemen (min. 50 pct. of games there) with 14 HR, ahead of MIL Keston Hiura (13)...ranked 1st with 25 XBH and 37 RBI and 3rd with 36 runs and 25 BB.
- His 14 HR and 37 RBI resulted in a 162-game pace of 38 HR and 100 RBI...the only primary second basemen in major league history to reach those numbers are SEA Robinson Canó (39 HR, 103 RBI) in 2016, CHC Ryne Sandberg (40 HR, 100 RBI) in 1990 and STL/CHC Rogers Hornsby three times (1929, 1925, 1922).
- Hit the 30th homer of his career in his 146th game, the 3rd-fastest Ray to get there, according to Stats LLC, behind Evan Longoria (126th career game) and Jonny Gomes (133rd game)...recorded his 100th RBI in his 151st game, 2nd-fastest in club history behind Longoria (135th game).
- Became the first Rays player with 8 HR through 24 games since Carlos Peña (10) in 2009...his 17 XBH were 2nd-most in club history through 24 games behind Evan Longoria (18) in 2009.
- Hit 6 HR vs. LHP, the most "left-on-left" homers in the majors...had six vs. lefties in 2018-19.

- Named AL Player of the Week for Aug 10-16, his first career weekly honor...hit .448/.500/1.000 (13-for-29) with 4 2B, 4 HR and 10 RBI in 7 games.
- Made his second consecutive Opening Day roster but did not start.
- On July 25 vs. TOR, hit a go-ahead, 2-run triple in the 8th inning...marked the first time the Rays hit a go-ahead triple that late in a game since Denard Span on Opening Day 2018 vs. BOS.
- On Aug 9 vs. NYY, his game-tying solo homer off James Paxton in the 7th inning was the second of back-to-back homers with Mike Brosseau.
- Homered in four consecutive games from Aug 12-15 at BOS/TOR...was the seventh player in club history to homer in four straight games, first since Evan Longoria (4) from June 2-5, 2016 at MIN...joined Fred McGriff in 1999 as the only Rays to do it with multiple hits in each game.
- On Sep 6 vs. MIA, recorded his first career walk-off RBI with a sacrifice fly off Brandon Kintzler in the 10th inning...was the fourth walk-off sacrifice fly in club history and first since Willy Aybar on June 27, 2009 vs. FLA.
- On Sep 16 vs. WAS, hit a game-tying homer off Daniel Hudson in the 9th inning...was the second Ray all-time to hit a game-tying homer with the team down to its final strike, joining Dan Johnson in "Game 162" on Sep 28, 2011 vs. NYY.

POSTSEASON HISTORY

- 2019: Entered the AL Wild Card Game at OAK as a pinch-hitter in the 3rd inning and remained in the game at second base...started the first 4 games of the ALDS...in Game 1 at HOU, made a 5th-inning error leading to two unearned runs...in Game 3 vs. HOU, homered off Zack Greinke on the first pitch of the 4th inning.



CAREER HIGHS

HITS	HOME RUNS	RUNS	STRIKEOUTS
3, 9x-last 9/16/20 vs. WAS	2, 2x-last 6/9/19 at BOS	3, 5x-last 8/21/20 vs. TOR	5, 5/8/19 vs. ARI
HITTING STREAK	RBI	WALKS	STOLEN BASES
12G, 4/22/19 - 5/8/19	4, 4/12/19 at TOR	2, 6x-last 9/17/20 at BAL	2, 9/11/20 vs. BOS

HOME RUN HIGHLIGHTS

MULTI-HR GAMES (2)	LEADOFF (1)
2 - 6/9/19 at BOS; 4/12/19 at TOR	5/7/19 vs. ARI (Taylor Clarke)

CAREER BATTING

YEAR	CLUB	AVG	G	AB	R	H	2B	3B	HR	RBI	SH	SF	HB	BB-I	SO	SB	CS	GDP	OBP	SLG
2016	Bowling Green	.248	107	379	67	94	15	3	5	42	3	2	5	60-1	77	6	3	6	.357	.343
2017	Charlotte	.311	90	315	62	98	34	3	9	46	0	2	3	47-2	65	6	3	2	.403	.524
	Montgomery	.253	24	95	8	24	5	1	2	12	1	2	1	2-0	26	1	1	0	.270	.389
2018	Montgomery	.291	54	199	37	58	17	1	8	41	0	3	3	35-1	55	8	2	3	.400	.508
	Durham	.304	46	181	36	55	14	0	14	35	0	1	1	22-0	47	0	1	1	.380	.613
	Tampa Bay	.233	43	129	16	30	6	2	6	25	0	1	2	16-0	38	2	1	3	.324	.450
2019	Tampa Bay	.270	82	296	42	80	17	2	17	51	0	1	5	25-0	113	5	0	1	.336	.514
	GCL Rays	.000	2	4	0	0	0	0	0	0	0	0	0	0-0	2	0	0	0	.000	.000
	Charlotte	.167	2	6	2	1	1	0	0	2	0	0	1	1-0	0	0	0	0	.375	.333
	Durham	.143	2	7	0	1	0	0	0	0	0	0	0	0-0	2	0	0	0	.143	.143
2020	Tampa Bay	.269	56	193	36	52	9	2	14	37	0	2	4	25-0	58	3	0	2	.362	.554
	Minor League Totals	.279	327	1186	212	331	86	8	38	178	4	10	14	167-4	274	21	10	12	.372	.461
	Major League Totals	.262	181	618	94	162	32	6	37	113	0	4	11	66-0	209	10	1	6	.342	.513

1: Selected by the Tampa Bay Rays in the third round of the 2015 June Draft...signed by Lou Wieben.

CAREER FIELDING

YEAR	POSITION	PCT	G	PO	A	E	TC	DP
2018	Second Base	.990	28	47	57	1	105	19
	Left Field	1.000	11	8	0	0	8	0
	Right Field	1.000	5	8	0	0	8	0
2019	Second Base	.989	69	107	161	3	271	49
	First Base	1.000	5	38	3	0	41	4
	Right Field	1.000	5	3	0	0	3	0
	Left Field	1.000	2	2	0	0	2	0
2020	Second Base	.984	44	54	68	2	124	21
	Right Field	1.000	7	16	0	0	16	0
	Left Field	1.000	5	5	0	0	5	0
	First Base	-	1	0	0	0	0	0
Totals	Second Base	.988	141	208	286	6	500	89
	Left Field	1.000	18	15	0	0	15	0
	Right Field	1.000	17	27	0	0	27	0
	First Base	1.000	6	38	3	0	41	4

POSTSEASON BATTING

YEAR	SERIES	CLUB	AVG	G	AB	R	H	2B	3B	HR	RBI	SH	SF	HB	BB-I	SO	SB	CS	GDP	OBP	SLG
2019	ALWC	TB vs. OAK	.000	1	3	0	0	0	0	0	0	0	0	0	0-0	2	0	0	0	.000	.000
	ALDS	TB vs. HOU	.250	4	16	1	4	1	0	1	1	0	0	0	1-0	8	0	0	0	.294	.500
	Postseason Totals		.211	5	19	1	4	1	0	1	1	0	0	0	1-0	10	0	0	0	.250	.421



CAREER BREAKDOWN

	2020					CAREER				
	AVG	AB	H	HR	RBI	AVG	AB	H	HR	RBI
Total	.269	193	52	14	37	.262	618	162	37	113
vs. Left	.300	50	15	6	9	.250	148	37	12	26
vs. Right	.259	143	37	8	28	.266	470	125	25	87
Home	.261	88	23	6	16	.252	313	79	16	57
Away	.276	105	29	8	21	.272	305	83	21	56
Grass	.292	96	28	8	21	.292	253	74	18	49
Turf	.247	97	24	6	16	.241	365	88	19	64
Interleague	.221	68	15	2	8	.254	118	30	5	17
Pre-All Star	.269	193	52	14	37	.273	472	129	30	86
Post-All Star	-	-	-	-	-	.226	146	33	7	27
March	-	-	-	-	-	.000	9	0	0	0
April	-	-	-	-	-	.321	81	26	6	17
May	-	-	-	-	-	.268	97	26	5	18
June	-	-	-	-	-	.256	86	22	4	12
July	.300	30	9	1	6	.333	36	12	2	8
August	.264	91	24	9	21	.245	139	34	10	29
September	.264	72	19	4	10	.247	170	42	10	29
October	-	-	-	-	-	-	-	-	-	-
vs. ARI	-	-	-	-	-	.267	15	4	1	3
vs. ATL	.200	15	3	0	2	.222	18	4	1	4
vs. BAL	.250	28	7	3	7	.254	67	17	6	15
vs. BOS	.389	36	14	4	9	.405	74	30	8	19
vs. CLE	-	-	-	-	-	.265	34	9	3	6
vs. COL	-	-	-	-	-	.364	11	4	1	2
vs. CWS	-	-	-	-	-	.250	16	4	1	2
vs. DET	-	-	-	-	-	.000	5	0	0	0
vs. HOU	-	-	-	-	-	.000	9	0	0	0
vs. KC	-	-	-	-	-	.343	35	12	1	6
vs. LAA	-	-	-	-	-	.500	10	5	1	1
vs. LAD	-	-	-	-	-	.250	8	2	0	1
vs. MIA	.059	17	1	0	1	.091	22	2	0	1
vs. MIN	-	-	-	-	-	.214	28	6	0	5
vs. NYM	.308	13	4	1	3	.308	13	4	1	3
vs. NYY	.125	24	3	2	4	.185	81	15	4	14
vs. OAK	-	-	-	-	-	.269	26	7	2	8
vs. PHI	.143	7	1	0	1	.143	7	1	0	1
vs. SF	-	-	-	-	-	.375	8	3	0	1
vs. TEX	-	-	-	-	-	.143	14	2	0	0
vs. TOR	.351	37	13	3	9	.248	101	25	6	20
vs. WAS	.375	16	6	1	1	.375	16	6	1	1
As DH	.231	13	3	1	1	.167	24	4	1	2
As PH	.167	6	1	0	2	.053	19	1	0	2



35

FIRST BASEMAN

NATE LOWE

David Nathaniel Lowe (low)

BATS LEFT

THROWS RIGHT

HEIGHT 6'4"

WEIGHT 220

SEASON-ENDING AGE 25

MAJOR LEAGUE SERVICE 145 days

BORN 7/7/95 in Norfolk, VA

RESIDES Montverde, FL

CONTRACT STATUS Signed through 2020

SIGNING SCOUT Rickey Drexler (Rays)

ACQUIRED Selected in the 13th round of the 2016 June Draft

2020 SEASON

- Recalled on Sep 1 and remained with the Rays through season's end...in September, his 11 RBI tied Randy Arozarena for most on the team and his 4 HR tied for 2nd behind Arozarena (7).
- All 4 HR and 11 RBI came over a stretch of 11 games (all starts) from Sep 11-21.
- Appeared in 21 games and made 19 starts (15-1B, 3-DH, 1-3B).
- Struck out in 28 of his 67 AB (41.8 pct.), including 10 SO in his last 24 AB from Sep 20-27.
- His younger brother, Josh, was part of the Rays 60-man player pool and spent the summer at the alternate site in Port Charlotte, Fla.
- On Sep 11 vs. BOS, recorded the second multi-HR game of his career, following July 13, 2019 at BAL (G2)...hit a solo homer in the 6th inning and a 3-run homer in the 7th.
- On Sep 16 vs. WAS, reached base safely a career-high-tying four times...was intentionally walked twice, the first Ray to do that since Brad Miller on June 6, 2017 vs. CWS.
- On Sep 21 at NYM, scored both of the Rays runs, including a solo homer off Jacob deGrom in the 4th inning...his homer had an exit velocity of 111.0 mph, the hardest-hit homer allowed by deGrom since June 6, 2017 at TEX.

CAREER HIGHS

HITS

4, 7/12/19 at BAL

HITTING STREAK

5G, 4/29/19 - 5/3/19

HOME RUNS

2, 2x-last 9/11/20 vs. BOS

RBI

4, 2x-last 9/11/20 vs. BOS

RUNS

3, 9/11/20 vs. BOS

WALKS

3, 9/16/20 vs. WAS

STRIKEOUTS

4, 2x-last 9/13/20 vs. BOS

HOME RUN HIGHLIGHTS

MULTI-HR GAMES (2)

2 - 9/11/20 vs. BOS; 7/13/19 at BAL (G2)

WALK-OFF (1)

9/21/19 vs. BOS (Josh Smith)

CAREER BATTING

YEAR	CLUB	AVG	G	AB	R	H	2B	3B	HR	RBI	SH	SF	HB	BB-I	SO	SB	CS	GDP	OBP	SLG
2016	Hudson Valley	.300	67	247	26	74	18	2	4	40	0	3	5	30-0	39	1	0	10	.382	.437
2017	Bowling Green	.293	63	229	34	67	13	0	5	35	0	3	1	36-0	53	0	1	3	.387	.415
	Charlotte	.249	52	173	21	43	10	1	2	24	0	1	1	28-1	53	1	1	3	.355	.353
2018	Charlotte	.356	51	194	39	69	15	0	10	44	0	0	1	25-1	33	0	0	3	.432	.588
	Montgomery	.340	51	188	36	64	11	0	13	42	0	1	1	35-4	30	1	1	6	.444	.606
	Durham	.260	28	100	18	26	6	1	4	16	0	0	2	8-1	27	0	0	0	.327	.460
2019	Durham	.289	93	329	63	95	24	0	16	63	0	1	4	72-1	82	1	0	11	.421	.508
	Tampa Bay	.263	50	152	24	40	8	0	7	19	0	2	2	13-0	50	0	0	4	.325	.454
2020	Tampa Bay	.224	21	67	10	15	2	0	4	11	0	0	0	9-2	28	1	0	2	.316	.433
Minor League Totals		.300	405	1460	237	438	97	4	54	264	0	9	15	234-8	317	4	3	36	.400	.483
Major League Totals		.251	71	219	34	55	10	0	11	30	0	2	2	22-2	78	1	0	6	.322	.447

1: Selected by the Tampa Bay Rays in the 13th round of the 2016 June Draft...signed by Rickey Drexler.

CAREER FIELDING

YEAR	POSITION	PCT	G	PO	A	E	TC	DP
2019	First Base	.994	21	158	5	1	164	11
	Third Base	1.000	4	1	0	0	1	0
2020	First Base	1.000	15	110	6	0	116	8
	Third Base	1.000	2	0	4	0	4	1
Totals	First Base	.996	36	268	11	1	280	19
	Third Base	1.000	6	1	4	0	5	1



CAREER BREAKDOWN

	2020					CAREER				
	AVG	AB	H	HR	RBI	AVG	AB	H	HR	RBI
Total	.224	67	15	4	11	.251	219	55	11	30
vs. Left	.133	15	2	0	1	.231	39	9	2	6
vs. Right	.250	52	13	4	10	.256	180	46	9	24
Home	.281	32	9	3	8	.215	93	20	7	17
Away	.171	35	6	1	3	.278	126	35	4	13
Grass	.171	35	6	1	3	.257	109	28	4	12
Turf	.281	32	9	3	8	.245	110	27	7	18
Interleague	.194	36	7	2	4	.226	53	12	2	4
Pre-All Star	.224	67	15	4	11	.231	117	27	6	15
Post-All Star	-	-	-	-	-	.275	102	28	5	15
March	-	-	-	-	-	-	-	-	-	-
April	-	-	-	-	-	.250	4	1	0	0
May	-	-	-	-	-	.258	31	8	0	1
June	-	-	-	-	-	.333	3	1	0	0
July	-	-	-	-	-	.313	64	20	5	12
August	-	-	-	-	-	-	-	-	-	-
September	.224	67	15	4	11	.214	117	25	6	17
October	-	-	-	-	-	-	-	-	-	-
vs. ARI	-	-	-	-	-	.333	12	4	0	0
vs. BAL	.235	17	4	0	2	.283	46	13	3	10
vs. BOS	.333	12	4	2	5	.258	31	8	3	8
vs. CLE	-	-	-	-	-	.667	3	2	1	2
vs. CWS	-	-	-	-	-	.000	10	0	0	0
vs. KC	-	-	-	-	-	.267	15	4	0	0
vs. LAA	-	-	-	-	-	.200	5	1	0	0
vs. LAD	-	-	-	-	-	.200	5	1	0	0
vs. MIA	.000	7	0	0	0	.000	7	0	0	0
vs. MIN	-	-	-	-	-	.333	3	1	0	0
vs. NYM	.083	12	1	1	1	.083	12	1	1	1
vs. NYY	.000	2	0	0	0	.238	21	5	2	4
vs. PHI	.250	8	2	0	0	.250	8	2	0	0
vs. TEX	-	-	-	-	-	.222	9	2	0	0
vs. TOR	-	-	-	-	-	.304	23	7	0	2
vs. WAS	.444	9	4	1	3	.444	9	4	1	3
As DH	.364	11	4	2	4	.247	81	20	4	9
As PH	.000	2	0	0	0	.083	12	1	0	2



13

OUTFIELDER

MANUEL MARGOT

Manuel Margot Gómez (man-WEHL mahr-GO)

BATS **RIGHT**THROWS **RIGHT**HEIGHT **5'11"**WEIGHT **180**SEASON-ENDING AGE **25**MAJOR LEAGUE SERVICE **4 years, 12 days**BORN **9/28/94 in San Cristobal, DR**RESIDES **San Cristobal, DR**CONTRACT STATUS **Signed through 2020**SIGNING SCOUT **Manny Nanita and Craig Shipley (Red Sox)**

ACQUIRED **From the San Diego Padres along with C/OF Logan Driscoll in exchange for RH Emilio Pagán, 2/8/20**

2020 SEASON

- In his first season with the Rays, appeared in 47 games and made 37 starts (18-CF, 10-RF, 9-LF)...after a slow start, hit .321/.374/.411 (36-for-112) in 36 games (28 starts) from Aug 10 through the end of the regular season.
- Was on the bereavement list from Aug 4-6 following the death of his father, Enmanuel...placed on the COVID-19 Related IL on Aug 7 for intake screening and reinstated on Aug 9.
- Tied for 4th in the majors and tied for 2nd in the AL with 12 SB behind KC Adalberto Mondesi (24)...had 10 SB in 14 games (all starts) from Aug 25-Sep 15, tied for the major league lead.
- Was the only Ray with a bunt hit and had five of them, tied for 4th in the majors.
- Hit .294 (25-for-85) in 27 games on the road and .233 (14-for-60) in 20 games at home.
- Hit .556 (15-for-27) in 7 games (6 starts) against the Red Sox, with multiple hits in his first 5 starts...was the third player in club history with multiple hits in five straight starts against them, joining Aubrey Huff (6) from Aug 3-12, 2004 and Carl Crawford (5) from May 2-10, 2009.
- Hit .233 (14-for-60) with 3 2B in September.
- Made his fourth consecutive Opening Day roster...started on Opening Day in left field, after his first three came in center field (with SD).
- On Aug 10 at BOS, his 4 hits passed his total from his first 11 games (9 starts) combined (3)...it was the second time in his career he recorded at least 4 hits, following July 8, 2018 at ARI (5, with SD)...became the first visiting player with 4 hits (or more) in his Fenway Park debut since BAL Jonathan Schoop in 2014.

- Added a second 4-hit game in the series finale on Aug 13 at BOS...totaled 10 hits in the 4-game series at Fenway Park, tied for the 2nd-most by a Ray in a single series behind Carl Crawford (11) from Aug 6-9, 2007 at DET.
- On Aug 25 vs. BAL, his 2nd-inning homer was his first since Sep 11, 2019 vs. CHC (with SD), going 107 AB in between...was the second of back-to-back homers with Hunter Renfroe.

CAREER HIGHS

HITS

5, 7/8/18 at ARI

HITTING STREAK

10G, 7/13/18 - 7/29/18

HOME RUNS

2, 2x-last 8/11/17 at LAD

RBI

5, 8/7/18 at MIL

RUNS

3, 2x-last 8/22/17 at STL

WALKS

4, 7/13/19 vs. ATL

STRIKEOUTS

3, 8x-last 9/16/20 vs. WAS

STOLEN BASES

2, 7x-last 9/10/20 vs. BOS

HOME RUN HIGHLIGHTS

MULTI-HR GAMES (2)

2 - 8/11/17 at LAD; 4/7/17 vs. SF

LEADOFF (6)

4/14/19 at ARI (Zack Greinke); 6/24/18 at SF (Dereck Rodríguez); 7/27/17 vs. NYM (Chris Flexen); 5/13/17 at CWS (Dylan Covey); 4/11/17 at COL (Antonio Senzatela); 4/7/17 vs. SF (Matt Cain)

PINCH-HIT (1)

8/3/19 at LAD (Walker Buehler)



CAREER BATTING

YEAR	CLUB	AVG	G	AB	R	H	2B	3B	HR	RBI	SH	SF	HB	BB-I	SO	SB	CS	GDP	OBP	SLG
2012	DSL Red Sox	.285	68	260	49	74	10	7	4	45	0	5	8	36-1	25	33	9	5	.382	.423
2013	Lowell	.270	49	185	29	50	8	2	1	21	5	3	1	22-1	40	18	8	0	.346	.351
2014	Greenville	.286	99	370	61	106	20	5	10	45	4	0	2	37-0	49	39	13	7	.355	.449
	Salem	.340	16	50	4	17	5	0	2	14	1	2	1	2-0	5	3	2	1	.364	.560
2015	Salem	.282	46	181	35	51	6	5	3	17	2	3	1	11-0	15	20	5	4	.321	.420
	Portland	.271	64	258	38	70	21	4	3	33	0	2	1	21-1	36	19	8	4	.326	.419
2016	El Paso	.304	124	517	98	157	21	12	6	55	5	4	4	36-0	64	30	11	2	.351	.426
	San Diego	.243	10	37	4	9	4	1	0	3	0	0	0	0-0	7	2	0	0	.243	.405
2017	San Diego	.263	126	487	53	128	18	7	13	39	1	4	2	35-0	106	17	7	6	.313	.409
	El Paso	.150	5	20	1	3	0	1	0	4	0	0	0	3-0	4	2	0	0	.261	.250
2018	San Diego	.245	141	477	50	117	26	8	8	51	1	7	2	32-4	88	11	10	9	.292	.384
2019	San Diego	.234	151	398	59	93	19	3	12	37	3	0	2	38-1	88	20	4	6	.304	.387
2020	Tampa Bay	.269	47	145	19	39	9	0	1	11	0	1	0	13-0	25	12	4	0	.327	.352
Minor League Totals		.287	471	1841	315	528	91	36	29	234	17	19	18	168-3	238	164	56	23	.349	.423
Major League Totals		.250	475	1544	185	386	76	19	34	141	5	12	6	118-5	314	62	25	21	.304	.390

1: Signed by the Boston Red Sox as a free agent, July 2, 2011...signed by Manny Nanita and Craig Shipley. **2:** Acquired by the San Diego Padres along with LH Logan Allen, INF Carlos Asuaje and RH Javy Guerra from Boston in exchange for RH Craig Kimbrel, November 13, 2015. **3:** Acquired by the Tampa Bay Rays along with C/OF Logan Driscoll from San Diego in exchange for RH Emilio Pagan, February 8, 2020.

CAREER FIELDING

YEAR	POSITION	PCT	G	PO	A	E	TC	DP
2016	Center Field	1.000	9	26	0	0	26	0
	Right Field	1.000	1	5	0	0	5	0
2017	Center Field	.989	123	273	6	3	282	0
2018	Center Field	.990	136	286	2	3	291	0
2019	Center Field	.992	135	249	2	2	253	0
2020	Center Field	.979	21	47	0	1	48	0
	Left Field	.958	18	23	0	1	24	0
	Right Field	1.000	15	22	0	0	22	0
Totals		.990	424	881	10	9	900	0
	Left Field	.958	18	23	0	1	24	0
	Right Field	1.000	16	27	0	0	27	0



CAREER BREAKDOWN

	2020					CAREER				
	AVG	AB	H	HR	RBI	AVG	AB	H	HR	RBI
Total	.269	145	39	1	11	.250	1544	386	34	141
vs. Left	.222	36	8	1	2	.273	439	120	8	39
vs. Right	.284	109	31	0	9	.241	1105	266	26	102
Home	.233	60	14	1	5	.244	730	178	16	66
Away	.294	85	25	0	6	.256	814	208	18	75
Grass	.295	78	23	0	6	.250	1441	360	31	132
Turf	.239	67	16	1	5	.252	103	26	3	9
Interleague	.214	42	9	0	2	.214	206	44	4	17
Pre-All Star	.269	145	39	1	11	.253	851	215	14	70
Post-All Star	-	-	-	-	-	.247	693	171	20	71
March	-	-	-	-	-	.200	25	5	0	3
April	-	-	-	-	-	.244	242	59	6	21
May	-	-	-	-	-	.229	201	46	1	12
June	-	-	-	-	-	.293	147	43	3	18
July	.136	22	3	0	0	.269	260	70	8	18
August	.349	63	22	1	7	.261	348	91	14	43
September	.233	60	14	0	4	.231	312	72	2	26
October	-	-	-	-	-	.000	9	0	0	0
vs. ARI	-	-	-	-	-	.236	191	45	5	17
vs. ATL	.125	8	1	0	0	.214	70	15	0	5
vs. BAL	.194	31	6	1	1	.195	41	8	2	4
vs. BOS	.556	27	15	0	5	.500	38	19	0	5
vs. CHC	-	-	-	-	-	.352	54	19	1	5
vs. CIN	-	-	-	-	-	.214	42	9	1	4
vs. CLE	-	-	-	-	-	.083	12	1	0	0
vs. COL	-	-	-	-	-	.230	148	34	4	12
vs. CWS	-	-	-	-	-	.625	8	5	1	1
vs. HOU	-	-	-	-	-	.154	13	2	0	0
vs. LAA	-	-	-	-	-	.111	9	1	0	1
vs. LAD	-	-	-	-	-	.250	172	43	7	13
vs. MIA	.167	12	2	0	0	.324	71	23	1	3
vs. MIL	-	-	-	-	-	.235	51	12	1	8
vs. MIN	-	-	-	-	-	.154	13	2	0	1
vs. NYM	.400	5	2	0	1	.381	63	24	2	9
vs. NYY	.174	23	4	0	2	.154	26	4	0	2
vs. OAK	-	-	-	-	-	.267	15	4	0	0
vs. PHI	.200	5	1	0	0	.132	53	7	0	2
vs. PIT	-	-	-	-	-	.177	62	11	2	7
vs. SEA	-	-	-	-	-	.200	20	4	1	3
vs. SF	-	-	-	-	-	.237	177	42	5	24
vs. STL	-	-	-	-	-	.328	64	21	0	2
vs. TB	-	-	-	-	-	.182	11	2	0	0
vs. TEX	-	-	-	-	-	.206	34	7	1	6
vs. TOR	.227	22	5	0	1	.222	27	6	0	1
vs. WAS	.250	12	3	0	1	.271	59	16	0	6
As DH	.333	3	1	0	0	.333	3	1	0	0
As PH	.000	2	0	0	0	.242	33	8	1	2



17

OUTFIELDER

AUSTIN MEADOWS

Austin Wade Meadows

BATS LEFT	THROWS LEFT	HEIGHT 6'3"	WEIGHT 225
------------------	--------------------	--------------------	-------------------

SEASON-ENDING AGE **25** MAJOR LEAGUE SERVICE **2 years, 74 days**

BORN **5/3/95 in Atlanta, GA** RESIDES **Atlanta, GA**

CONTRACT STATUS **Signed through 2020** SIGNING SCOUT **Jerry Jordan (Pirates)**

ACQUIRED **From the Pittsburgh Pirates along with RH Tyler Glasnow and a player to be named (RH Shane Baz) in exchange for RH Chris Archer, 7/31/18**

2020 SEASON

- Limited to 36 games in the season following his breakout campaign...began the season on the COVID-19 Related IL and was reinstated on Aug 4...placed on the 10-day IL (left oblique strain) on Sep 18 and missed the rest of the season.
- Made 33 starts (21-LF, 9-DH, 3-RF).
- Saw his season avg. drop from .244 to .205 over his 14 games (13 starts) in September...hit .140 (7-for-50) with 23 SO during the month.
- Hit .143 (5-for-35) vs. LHP, after .275 in 2019.
- In his season debut on Aug 4 vs. BOS, recorded a pair of hits, including a RBI triple.
- On Aug 8 vs. NYY (G2), hit a 2-run, go-ahead single off Luis Avilán in the 4th inning...it left the bat at 65.4 mph and its projected distance was 199 feet, according to StatCast.
- On Sep 10 vs. BOS, snapped a career-long 0-for-18 skid with a RBI double in the 5th inning.
- On Sep 12 vs. BOS, hit the fifth leadoff homer of his career and it came on a 99.6 mph pitch—the highest velocity to end in a Rays homer since StatCast data is available (2015).

POSTSEASON HISTORY

- 2019:** Started all 6 games but hit .130 (3-for-23) with 2 2B and 3 RBI...in Game 3 of the ALDS vs. HOU, hit a 2-run double off Wade Miley in the 4th inning.

CAREER HIGHS

HITS	RUNS
4, 2x-last 5/26/19 at CLE	3, 2x-last 8/12/20 at BOS
HITTING STREAK	WALKS
16G, 9/1/19 - 9/18/19	2, 10x-last 9/10/20 vs. BOS
HOME RUNS	STRIKEOUTS
2, 4/12/19 at TOR	4, 2x-last 9/8/20 at WAS
RBI	STOLEN BASES
4, 3x-last 8/23/19 at BAL	1, 19x-last 9/15/20 vs. WAS

HOME RUN HIGHLIGHTS

GRAND SLAMS (1)
8/23/19 at BAL (Ty Blach)
MULTI-HR GAMES (1)
2 - 4/12/19 at TOR
LEADOFF (5)
9/12/20 vs. BOS (Nathan Eovaldi); 7/18/19 (G1) at NYY (Domingo Germán); 5/26/19 at CLE (Trevor Bauer); 4/12/19 at TOR (Trent Thornton); 3/28/19 vs. HOU (Justin Verlander)



CAREER BATTING

YEAR	CLUB	AVG	G	AB	R	H	2B	3B	HR	RBI	SH	SF	HB	BB-I	SO	SB	CS	GDP	OBP	SLG
2013	GCL Pirates	.294	43	160	29	47	11	5	5	20	1	0	4	24-0	42	3	2	3	.399	.519
	Jamestown	.529	5	17	8	9	0	0	2	2	0	0	0	5-0	4	0	0	0	.636	.882
2014	GCL Pirates	1.000	2	4	1	4	2	1	0	1	0	0	0	2-0	0	0	0	0	1.000	2.000
	Bristol	.071	5	14	2	1	0	0	0	0	0	0	0	3-0	3	0	0	1	.235	.071
	West Virginia	.322	38	146	18	47	13	1	3	15	0	2	3	14-0	30	2	3	3	.388	.486
2015	Bradenton	.307	121	508	72	156	22	4	7	54	4	3	0	41-1	79	20	7	3	.357	.407
	Alttoona	.360	6	25	5	9	2	3	0	1	0	0	1	2-0	5	1	0	0	.429	.680
2016	Alttoona	.311	45	167	33	52	16	8	6	23	1	5	1	16-1	32	9	3	1	.365	.611
	Indianapolis	.214	37	126	16	27	7	3	6	24	0	3	1	15-0	34	8	2	0	.297	.460
	West Virginia	.200	5	15	0	3	2	0	0	0	0	0	0	2-0	1	0	0	1	.294	.333
2017	Indianapolis	.250	72	284	48	71	19	0	4	36	0	2	2	24-2	50	11	3	2	.311	.359
	GCL Pirates	.538	4	13	3	7	2	1	1	7	0	0	0	1-0	2	0	0	0	.571	1.077
	West Virginia	.238	5	21	2	5	1	0	0	3	0	0	0	3-0	3	0	0	0	.333	.286
2018	Indianapolis	.279	42	165	27	46	13	0	2	21	3	1	1	9-0	24	11	1	1	.318	.394
	Pittsburgh	.292	49	154	16	45	8	2	5	13	0	2	1	8-2	35	4	1	1	.327	.468
	Durham	.344	27	96	19	33	11	0	10	22	0	1	1	8-0	13	1	1	1	.396	.771
	Tampa Bay	.250	10	24	3	6	1	0	1	4	0	0	0	2-0	5	1	0	0	.308	.417
2019	Tampa Bay	.291	138	530	83	154	29	7	33	89	0	0	7	54-6	131	12	7	3	.364	.558
2020	Tampa Bay	.205	36	132	19	27	8	1	4	13	0	2	1	17-0	50	2	1	0	.296	.371
Minor League Totals		.294	457	1761	283	517	121	26	46	229	9	17	14	169-4	322	66	22	16	.357	.470
Rays Totals		.273	184	686	105	187	38	8	38	106	0	2	8	73-6	186	15	8	3	.349	.517
Major League Totals		.276	233	840	121	232	46	10	43	119	0	4	9	81-8	221	19	9	4	.345	.508

1: Selected by the Pittsburgh Pirates in the first round (ninth overall) of the 2013 June Draft...signed by Jerry Jordan. 2: Acquired by the Tampa Bay Rays from Pittsburgh along with RH Tyler Glasnow and a player to be named (RH Shane Baz) in exchange for RH Chris Archer, July 31, 2018.

CAREER FIELDING

YEAR	POSITION	PCT	G	PO	A	E	TC	DP
2018	Right Field	1.000	20	21	1	0	22	0
	Center Field	.950	15	38	0	2	40	0
	Left Field	1.000	13	22	0	0	22	0
2019	Right Field	.989	57	92	0	1	93	0
	Left Field	.983	34	57	2	1	60	1
	Center Field	1.000	3	3	0	0	3	0
2020	Left Field	1.000	23	32	0	0	32	0
	Right Field	1.000	4	6	0	0	6	0
Totals		.992	81	119	1	1	121	0
Left Field		.991	70	111	2	1	114	1
Center Field		.953	18	41	0	2	43	0

POSTSEASON BATTING

YEAR	SERIES	CLUB	AVG	G	AB	R	H	2B	3B	HR	RBI	SH	SF	HB	BB-I	SO	SB	CS	GDP	OBP	SLG
2019	ALWC	TB vs. OAK	.000	1	3	0	0	0	0	0	0	0	0	0	1-0	2	0	0	0	.250	.000
	ALDS	TB vs. HOU	.150	5	20	2	3	2	0	0	3	0	0	0	2-0	8	0	0	1	.227	.250
Postseason Totals			.130	6	23	2	3	2	0	0	3	0	0	0	3-0	10	0	0	1	.231	.217



CAREER BREAKDOWN

	2020					CAREER				
	AVG	AB	H	HR	RBI	AVG	AB	H	HR	RBI
Total	.205	132	27	4	13	.276	840	232	43	119
vs. Left	.143	35	5	0	6	.262	267	70	13	46
vs. Right	.227	97	22	4	7	.283	573	162	30	73
Home	.200	70	14	1	9	.284	433	123	17	52
Away	.210	62	13	3	4	.268	407	109	26	67
Grass	.189	53	10	3	4	.274	438	120	25	63
Turf	.215	79	17	1	9	.279	402	112	18	56
Interleague	.158	38	6	0	0	.205	88	18	3	6
Pre-All Star	.205	132	27	4	13	.272	556	151	21	67
Post-All Star	-	-	-	-	-	.285	284	81	22	52
March	-	-	-	-	-	.214	14	3	2	4
April	-	-	-	-	-	.383	60	23	4	15
May	-	-	-	-	-	.376	117	44	10	23
June	-	-	-	-	-	.228	184	42	1	12
July	-	-	-	-	-	.261	115	30	4	10
August	.244	82	20	3	9	.231	186	43	11	27
September	.140	50	7	1	4	.287	164	47	11	28
October	-	-	-	-	-	-	-	-	-	-
vs. ARI	-	-	-	-	-	.269	26	7	0	2
vs. BAL	.333	3	1	0	0	.351	57	20	5	10
vs. BOS	.273	33	9	2	6	.274	95	26	4	14
vs. CHC	-	-	-	-	-	.304	23	7	1	1
vs. CIN	-	-	-	-	-	.375	24	9	2	4
vs. CLE	-	-	-	-	-	.333	33	11	1	4
vs. COL	-	-	-	-	-	.222	9	2	0	0
vs. CWS	-	-	-	-	-	.550	20	11	2	8
vs. DET	-	-	-	-	-	.130	23	3	0	1
vs. HOU	-	-	-	-	-	.185	27	5	3	6
vs. IAA	-	-	-	-	-	.240	25	6	2	5
vs. LAD	-	-	-	-	-	.200	35	7	1	2
vs. MIA	.211	19	4	0	0	.192	26	5	1	1
vs. MIL	-	-	-	-	-	.000	3	0	0	0
vs. MIN	-	-	-	-	-	.290	31	9	0	6
vs. NYM	-	-	-	-	-	.091	11	1	0	1
vs. NYY	.206	34	7	1	3	.258	97	25	6	9
vs. OAK	-	-	-	-	-	.148	27	4	0	3
vs. PHI	-	-	-	-	-	.333	6	2	0	0
vs. SD	-	-	-	-	-	.345	29	10	2	5
vs. SEA	-	-	-	-	-	.217	23	5	1	5
vs. SF	-	-	-	-	-	.273	11	3	0	1
vs. STL	-	-	-	-	-	.375	16	6	1	2
vs. TEX	-	-	-	-	-	.167	24	4	1	4
vs. TOR	.167	24	4	1	4	.345	116	40	10	25
vs. WAS	.105	19	2	0	0	.174	23	4	0	0
As DH	.189	37	7	1	2	.278	216	60	11	29
As PH	.000	3	0	0	0	.190	21	4	0	3



50

RIGHT-HANDED PITCHER

CHARLIE MORTON

Charles Alfred Morton IV

BATS **RIGHT**THROWS **RIGHT**HEIGHT **6'5"**WEIGHT **215**SEASON-ENDING AGE **36**MAJOR LEAGUE SERVICE **12 years, 10 days**BORN **11/12/83 in Flemington, NJ**RESIDES **Bradenton, FL**CONTRACT STATUS **Second year of a two-year contract through 2020 plus one club option for 2021**SIGNING SCOUT **John Stewart (Braves)**ACQUIRED **Signed as a free agent, 12/21/18**

2020 SEASON

- Limited to 9 starts in his second season with the Rays due to a stint on the injured list for right shoulder inflammation (Aug 10–Sep 1).
- Went 1-1 with a 4.22 ERA (21.1-IP, 10-ER) in 5 starts after being reinstated, stretching out to 94 and 93 pitches in his last 2 starts.
- Was the club's nominee for the Roberto Clemente Award, which recognizes the player who best represents the game through extraordinary character, community involvement, philanthropy and positive contributions, both on and off the field...this was his third nomination, following 2014 (with PIT) and 2018 (with HOU).
- Opponents hit .313 (10-for-32) against him with RISP, a season after he held them to a major-league-low .179 avg. (27-for-151) with RISP.
- Twice hit a batter with the bases loaded (Aug 9 vs. NYY, Sep 19 at BAL) and has done that three times in two seasons with the Rays, compared to once in his first 11 major league seasons.
- Used his curveball for 32.7 pct. of his pitches, compared to 37.3 pct. in 2019—the highest rate in the majors (min. 100 IP)...57.4 pct. (24 of 42) of his strikeouts came on the curveball, 6th in the majors (min. 30 total strikeouts)...his curveball registered a horizontal movement of 17.9 inches, according to StatCast, tied for 2nd in the majors.
- Held opponents to a .154 avg. (4-for-26) in at-bats ending with his curveball through 5 starts, but allowed a .290 avg. (9-for-31) in his last 4 starts.
- Over the past three seasons, his .750 winning pct. (33-11) ranks 2nd in the majors behind HOU/NYY Gerrit Cole, who is 42-13 (.764).

- Has tallied 121 HBP in 1,439.1 IP, most of any active pitcher...next on this list is Johnny Cueto, with 107 HBP in 1,919.2 IP.
- Made his eighth active Opening Day roster, in addition to starting the season on the injured list in 2009, 2012, 2013 and 2015.
- On July 24 vs. TOR, allowed 6 runs in his first career Opening Day start...at 36 years and 255 days, became the oldest Opening Day starter in franchise history by over five years, passing Tanyon Sturtze (31.172) in 2002...became the fourth pitcher since 1978 to make his first Opening Day start at 36 years, 255 days or older, joining TOR R.A. Dickey in 2013, SEA Jamie Moyer in 2000 and TOR David Wells in 2000.
- Was the oldest pitcher in the majors to make an Opening Day start since NYM Bartolo Colon (41.317) in 2015, and the oldest in the AL since TOR R.A. Dickey (39.153) in 2014...he held this distinction for less than three hours, until 37-year-old HOU Justin Verlander (37.155) started later that night vs. SEA.
- On Sep 19 at BAL, recorded his first road win since Sep 13, 2019 at LAA...his only run allowed in 5 IP came in a 33-pitch 1st inning, when he hit Chance Sisco on an 0-2 pitch with 2 outs.
- On Sep 25 vs. PHI, faced his former team in his final start of the regular season and recorded a season-high 8 SO.

POSTSEASON HISTORY

- **2019:** Went 2-0 with a 0.90 ERA (10-IP, 1-ER) in two postseason starts.
- Yielded an unearned run in 5 IP in the AL Wild Card Game at OAK...with the win, became the first pitcher in major league history to record the win in three "winner take all" playoff games.



- ♦ Defeated his former team in Game 3 of the ALDS, helping the Rays avoid elimination...his only run allowed to the Astros in 5 IP was a solo homer to José Altuve...his 9 SO tied Matt Garza in Game 7 of the 2008 ALCS vs. BOS for the most by a Rays pitcher in a postseason game.
- ♦ His four career wins in potential elimination games are tied for the most in major league history...he joined DET/HOU Justin Verlander, ATL John Smoltz, PHI/ARI/BOS Curt Schilling, SEA/ARI Randy Johnson and CIN Clay Carroll.
- ♦ **2018:** Started Game 4 of the ALCS against the Red Sox and did not factor in the decision of an 8-6 loss...yielded 3 runs in 2.1 IP.
- ♦ **2017:** Went 2-1 with a 4.24 ERA (23.1-IP, 11-ER) in 5 apps (4 starts) as the Astros won their first World Series in franchise history...went 1-0 with a 1.74 ERA (10.1-IP, 2-ER) in 2 apps (1 start) in the World Series...was on the mound for the final out in Game 7.
- ♦ Earned the win in Game 7 of both the ALCS and World Series, becoming the first pitcher in major league history to win two Game 7s in a single postseason.
- ♦ Became the fifth pitcher in major league history to record the win in Game 7 of the World Series after throwing 4 IP (or more) in relief, and first in 59 years...joined NYY Bob Turley in 1958, NYY Joe Page in 1947, PIT Ray Kremer in 1925 and WAS-AL Walter Johnson in 1924.
- ♦ **2013:** Started and took the loss in Game 4 of the NLDS against the Cardinals...did not allow a run through 5 IP before yielding a 2-run homer to Carlos Beltrán in the 6th inning.

CAREER HIGHS

COMPLETE GAMES (3), SHUTOUTS (2)

5/18/11 at CIN - 5-hit SHO;
 4/15/11 at CIN - 5-hit CG;
 9/30/09 at CHC - 4-hit SHO

LONGEST RELIEF OUTING

2.0, 9/21/08 vs. NYM

STRIKEOUTS

14, 5/12/18 vs. TEX

WALKS

6, 6/9/18 at TEX

HR ALLOWED

3, 2x-last 5/19/17 vs. CLE

RUNS ALLOWED

10, 8/14/09 at CHC

HITS ALLOWED

11, 5/30/11 at NYM

WIN STREAK

11G, 8/22/18 - 6/10/19

LOSS STREAK

7G, 9/8/13 - 5/18/14



CAREER PITCHING

YEAR	CLUB	W	L	ERA	G	GS	CG	SHO	SV	IP	H	R	ER	HR	HB	BB-I	SO	WP	BK
2002	GCL Braves	1	7	4.54	11	5	0	0	0	39.2	37	34	20	1	2	30-0	32	5	0
2003	Danville	2	5	4.67	14	13	0	0	0	54.0	65	32	28	3	1	25-0	46	9	5
2004	Rome	7	9	4.82	27	18	0	0	2	117.2	140	76	63	7	7	68-2	102	10	0
2005	Rome	5	9	5.20	26	22	0	0	1	124.2	124	84	72	7	14	62-0	86	12	2
2006	Myrtle Beach	6	7	5.40	30	14	0	0	2	100.0	116	70	60	14	4	54-2	75	9	0
2007	Mississippi	4	6	4.29	41	6	0	0	0	79.2	80	41	38	3	6	37-2	67	11	0
2008	Richmond	5	2	2.05	13	12	0	0	0	79.0	51	20	18	0	2	27-0	72	2	0
	Atlanta	4	8	6.15	16	15	0	0	0	74.2	80	56	51	9	2	41-2	48	2	0
2009	Gwinnett	7	2	2.51	10	10	1	1	0	64.2	52	18	18	3	2	16-0	55	2	0
	Indianapolis	0	0	0.00	1	1	0	0	0	7.0	4	0	0	0	1	1-0	7	0	0
	Pittsburgh	5	9	4.55	18	18	1	1	0	97.0	102	49	49	7	5	40-0	62	4	0
2010	Pittsburgh	2	12	7.57	17	17	0	0	0	79.2	112	79	67	15	7	26-3	59	5	1
	Indianapolis	4	4	3.83	14	14	1	0	0	80.0	83	46	34	6	6	30-0	53	3	1
2011	Pittsburgh	10	10	3.83	29	29	2	1	0	171.2	186	82	73	6	13	77-5	110	9	1
2012	Indianapolis	0	0	1.17	1	1	0	0	0	7.2	6	1	1	0	0	1-0	8	0	0
	Pittsburgh	2	6	4.65	9	9	0	0	0	50.1	62	30	26	5	2	11-1	25	4	0
2013	Bradenton	0	0	6.00	1	1	0	0	0	3.0	3	2	2	1	1	0-0	2	0	0
	Altoona	1	1	2.41	4	4	0	0	0	18.2	10	5	5	2	0	6-0	11	1	0
	Indianapolis	0	1	3.79	4	4	0	0	0	19.0	16	10	8	1	1	10-0	12	0	0
	Pittsburgh	7	4	3.26	20	20	0	0	0	116.0	113	51	42	6	16	36-1	85	5	0
2014	Pittsburgh	6	12	3.72	26	26	0	0	0	157.1	143	76	65	9	19	57-2	126	8	0
	Altoona	0	0	4.50	1	1	0	0	0	4.0	4	2	2	0	0	1-0	6	0	0
2015	Altoona	1	0	0.00	1	1	0	0	0	7.0	2	0	0	0	0	2-0	5	0	0
	Indianapolis	1	1	2.03	2	2	0	0	0	13.1	13	4	3	0	0	4-0	17	1	0
	Pittsburgh	9	9	4.81	23	23	0	0	0	129.0	137	77	69	13	12	41-6	96	2	1
2016	Philadelphia	1	1	4.15	4	4	0	0	0	17.1	15	8	8	1	0	8-0	19	1	1
2017	Houston	14	7	3.62	25	25	0	0	0	146.2	125	65	59	14	13	50-1	163	4	0
	Fresno	0	1	1.50	2	2	0	0	0	6.0	4	1	1	1	0	2-0	3	0	0
	Corpus Christi	0	0	0.00	1	1	0	0	0	4.1	1	2	0	0	0	2-0	5	0	0
2018	Houston	15	3	3.13	30	30	0	0	0	167.0	130	63	58	18	16	64-0	201	4	0
2019	Tampa Bay	16	6	3.05	33	33	0	0	0	194.2	154	71	66	15	12	57-0	240	5	1
2020	Tampa Bay	2	2	4.74	9	9	0	0	0	38.0	43	21	20	4	4	10-0	42	1	0
Minor League Totals		44	55	4.05	204	132	2	1	5	829.1	811	448	373	49	47	378-6	664	65	8
Rays Totals		18	8	3.33	42	42	0	0	0	232.2	197	92	86	19	16	67-0	282	6	1
Major League Totals		93	89	4.08	259	258	3	2	0	1439.1	1402	728	653	122	121	518-21	1276	54	5

1: Selected by the Atlanta Braves in the third round of the 2002 June Draft...signed by John Stewart. 2: Acquired by the Pittsburgh Pirates along with OF Gorkys Hernández and LH Jeff Locke from Atlanta in exchange for OF Nate McLouth, June 3, 2009. 3: Acquired by the Philadelphia Phillies from Pittsburgh in exchange for RH David Whitehead, December 12, 2015. 4: Signed by the Houston Astros as a free agent, November 16, 2016. 5: Signed by the Tampa Bay Rays as a free agent, December 21, 2018.



CAREER FIELDING

YEAR	POSITION	PCT	G	PO	A	E	TC	DP
2008	Pitcher	1.000	16	3	7	0	10	0
2009	Pitcher	1.000	18	7	11	0	18	2
2010	Pitcher	.857	17	6	12	3	21	0
2011	Pitcher	.974	29	7	31	1	39	1
2012	Pitcher	.750	9	3	6	3	12	0
2013	Pitcher	1.000	20	4	13	0	17	0
2014	Pitcher	.970	26	9	23	1	33	2
2015	Pitcher	.926	23	9	16	2	27	1
2016	Pitcher	1.000	4	1	2	0	3	0
2017	Pitcher	.826	25	10	9	4	23	1
2018	Pitcher	1.000	30	2	12	0	14	1
2019	Pitcher	1.000	33	9	6	0	15	0
2020	Pitcher	1.000	9	2	1	0	3	0
Totals		.940	259	72	149	14	235	8

POSTSEASON PITCHING

YEAR	SERIES	CLUB	W	L	ERA	G	GS	CG	SHO	SV	IP	H	R	ER	HR	HB	BB-I	SO	WP	BK
2013	NLDS	PIT vs. STL	0	1	3.18	1	1	0	0	0	5.2	3	2	2	1	0	4-0	4	0	0
2017	ALDS	HOU vs. BOS	0	0	4.15	1	1	0	0	0	4.1	7	2	2	1	0	2-0	6	0	0
	ALCS	HOU vs. NYY	1	1	7.27	2	2	0	0	0	8.2	8	7	7	1	1	3-0	8	1	0
	WS	HOU vs. LAD	1	0	1.74	2	1	0	0	0	10.1	5	2	2	0	1	1-0	11	0	0
2018	ALCS	HOU vs. BOS	0	0	11.57	1	1	0	0	0	2.1	3	3	3	0	1	2-0	2	2	0
2019	ALWC	TB vs. OAK	1	0	0.00	1	1	0	0	0	5.0	5	1	0	0	0	3-0	4	0	0
	ALDS	TB vs. HOU	1	0	1.80	1	1	0	0	0	5.0	3	1	1	1	0	2-0	9	0	0
Postseason Totals			4	2	3.70	9	8	0	0	0	41.1	34	18	17	4	3	17-0	44	3	0



CAREER BREAKDOWN

	2020										CAREER									
	W	L	SV	ERA	G	GS	IP	H	ER		W	L	SV	ERA	G	GS	IP	H	ER	
Total	2	2	0	4.74	9	9	38.0	43	20		93	89	0	4.08	259	258	1439.1	1402	653	
Home	1	1	0	6.00	5	5	21.0	28	14		52	42	0	3.49	131	130	752.1	685	292	
Away	1	1	0	3.18	4	4	17.0	15	6		41	47	0	4.73	128	128	687.0	717	361	
Grass	1	1	0	3.18	4	4	17.0	15	6		83	82	0	4.19	232	231	1284.2	1275	598	
Turf	1	1	0	6.00	5	5	21.0	28	14		10	7	0	3.20	27	27	154.2	127	55	
Starter	2	2	0	4.74	9	9	38.0	43	20		93	89	0	4.09	258	258	1437.1	1402	653	
Reliever	-	-	-	-	-	-	-	-	-		0	0	0	0.00	1	0	2.0	0	0	
Pre-All Star	2	2	0	4.74	9	9	38.0	43	20		55	47	0	3.90	142	142	788.1	759	342	
Post-All Star	-	-	-	-	-	-	-	-	-		38	42	0	4.30	117	116	651.0	643	311	
Interleague	0	1	0	4.80	3	3	15.0	17	8		10	10	0	3.47	30	30	171.1	150	66	
March	-	-	-	-	-	-	-	-	-		1	0	0	3.60	1	1	5.0	3	2	
April	-	-	-	-	-	-	-	-	-		12	13	0	4.07	38	38	210.0	194	95	
May	-	-	-	-	-	-	-	-	-		17	15	0	3.43	40	40	239.0	233	91	
June	-	-	-	-	-	-	-	-	-		16	11	0	4.04	34	34	182.2	180	82	
July	0	1	0	8.00	2	2	9.0	13	8		17	16	0	4.67	48	48	272.0	263	141	
August	1	0	0	2.35	2	2	7.2	8	2		13	21	0	4.29	50	50	281.1	291	134	
September	1	1	0	4.22	5	5	21.1	22	10		17	12	0	3.92	47	46	243.1	234	106	
October	-	-	-	-	-	-	-	-	-		0	1	0	3.00	1	1	6.0	4	2	
vs. ARI	-	-	-	-	-	-	-	-	-		5	1	0	3.67	10	10	56.1	52	23	
vs. ATL	0	0	0	3.60	1	1	5.0	6	2		3	2	0	3.53	7	7	35.2	42	14	
vs. BAL	1	0	0	1.80	1	1	5.0	5	1		4	2	0	3.15	7	7	34.1	34	12	
vs. BOS	1	0	0	3.60	2	2	10.0	11	4		6	1	0	4.01	11	11	60.2	59	27	
vs. CHC	-	-	-	-	-	-	-	-	-		3	6	0	5.05	14	14	76.2	81	43	
vs. CIN	-	-	-	-	-	-	-	-	-		6	8	0	4.41	18	18	104.0	103	51	
vs. CLE	-	-	-	-	-	-	-	-	-		4	2	0	3.03	6	6	35.2	28	12	
vs. COL	-	-	-	-	-	-	-	-	-		2	2	0	3.77	10	10	59.2	59	25	
vs. CWS	-	-	-	-	-	-	-	-	-		3	0	0	3.57	3	3	17.2	12	7	
vs. DET	-	-	-	-	-	-	-	-	-		1	2	0	2.00	4	4	27.0	21	6	
vs. HOU	-	-	-	-	-	-	-	-	-		4	6	0	6.28	11	11	57.1	76	40	
vs. KC	-	-	-	-	-	-	-	-	-		1	2	0	4.44	4	4	24.1	23	12	
vs. LAA	-	-	-	-	-	-	-	-	-		4	1	0	4.34	9	9	45.2	39	22	
vs. LAD	-	-	-	-	-	-	-	-	-		0	1	0	6.55	2	2	11.0	16	8	
vs. MIA	-	-	-	-	-	-	-	-	-		7	4	0	3.77	13	13	76.1	71	32	
vs. MIL	-	-	-	-	-	-	-	-	-		4	7	0	4.23	15	15	78.2	80	37	
vs. MIN	-	-	-	-	-	-	-	-	-		2	1	0	4.50	4	4	24.0	21	12	
vs. NYM	-	-	-	-	-	-	-	-	-		1	3	0	3.78	9	8	47.2	53	20	
vs. NYY	0	0	0	2.25	2	2	4.0	3	1		4	2	0	3.83	10	10	51.2	38	22	
vs. OAK	-	-	-	-	-	-	-	-	-		2	1	0	2.97	7	7	39.1	30	13	
vs. PHI	0	0	0	5.40	1	1	5.0	7	3		2	3	0	6.17	7	7	35.0	44	24	
vs. SD	-	-	-	-	-	-	-	-	-		6	1	0	2.09	9	9	56.0	35	13	
vs. SEA	-	-	-	-	-	-	-	-	-		5	3	0	4.30	10	10	58.2	59	28	
vs. SF	-	-	-	-	-	-	-	-	-		4	4	0	2.48	13	13	83.1	74	23	
vs. STL	-	-	-	-	-	-	-	-	-		2	12	0	5.68	18	18	88.2	108	56	
vs. TB	-	-	-	-	-	-	-	-	-		2	3	0	3.23	5	5	30.2	22	11	
vs. TEX	-	-	-	-	-	-	-	-	-		2	1	0	2.97	6	6	33.1	28	11	
vs. TOR	0	1	0	13.50	1	1	4.0	7	6		2	2	0	3.46	7	7	41.2	38	16	
vs. WAS	0	1	0	5.40	1	1	5.0	4	3		2	6	0	6.14	10	10	48.1	56	33	



7

CATCHER

MICHAEL PEREZ

Michael Perez Mendez

BATS LEFT

THROWS RIGHT

HEIGHT 5'10"

WEIGHT 195

SEASON-ENDING AGE 28

MAJOR LEAGUE SERVICE 2 years

BORN 8/7/92 in Bayamon, PR

RESIDES Wesley Chapel, FL

CONTRACT STATUS Signed through 2020

SIGNING SCOUT Frankie Thon Jr. (D-backs)

ACQUIRED From the Arizona Diamondbacks along with RH Brian Shaffer in exchange for RH Matt Andriese, 7/25/18

2020 SEASON

- Spent the entire season on the active roster, taking over as the primary starting catcher while Mike Zunino was sidelined with an oblique strain...appeared in 38 games with 27 starts.
- Made his second consecutive Opening Day roster as a backup catcher.
- Threw out 31.6 pct. (6 of 19) of attempted base stealers, up from 11.8 pct. (2 of 17) in 2019.
- Ended the season hitless in his last 11 AB...hit .071 (2-for-28) from Sep 6 through season's end.
- Hit .240 (6-for-25) with RISP, but all 6 hits came in his first 15 AB in these situations.
- On Aug 7 vs. NYY, while celebrating his 28th birthday, hit a pinch-hit sacrifice fly in the 8th inning to give the Rays a 1-0 lead, and they went on to win by the same score...became the 13th player since Baseball Reference data is available (1901) to record the only RBI of a 1-0 win on his birthday...he was only the second player to do that in the last 22 seasons (since 1999), joining CLE José Ramírez, who hit a 10th-inning walk-off single on Sep 17, 2016 vs. DET (24th birthday).
- This was the second straight season he played a key role in a win on his birthday...caught Triple-A Durham's 9-inning no-hitter and went 1-for-3 with 1 2B and 1 BB at the plate in 2019.
- On Aug 9 vs. NYY, entered as a defensive replacement in the 9th inning and recorded his first hit of the season in the bottom half, a 2-out walk-off single off Zack Britton...was his first hit since May 4, 2019 at BAL, going 0-for-14 in between, and the first walk-off hit of his career...became the third catcher in franchise history with a walk-off hit against the Yankees, following Travis d'Arnaud (homer) on July 6, 2019 and Dioner Navarro (homer) on Sep 25, 2007.

- On Aug 26 vs. BAL, hit a go-ahead homer off Mychal Givens in the 8th inning...was his second career homer, following Aug 10, 2018 at TOR...was the third time in his last 13 games he gave the Rays a lead in the 8th inning (or later).
- On Sep 4 vs. MIA, recorded the first bases-loaded hit of his career, on a go-ahead, 3-run double in the 4th inning...the next night, tied a career high with 3 hits, including a RBI double in the 5th and 2-run single in the 9th...became the fourth Rays catcher with 3 RBI (or more) in back-to-back games, following Travis d'Arnaud in 2019, Curt Casali in 2015 and Mike Difelice in 1998.

CAREER HIGHS

HITS

3, 2x-last 9/5/20 vs. MIA

HITTING STREAK

5G, 7/26/18 - 8/1/18

HOME RUNS

1, 2x-last 8/26/20 vs. BAL

RBI

4, 8/24/18 vs. BOS

RUNS

2, 2x-last 8/22/20 vs. KC

WALKS

2, 2x-last 9/18/20 at BAL

STRIKEOUTS

3, 4x-last 8/28/20 at MIA

CAREER BATTING

YEAR	CLUB	AVG	G	AB	R	H	2B	3B	HR	RBI	SH	SF	HB	BB-I	SO	SB	CS	GDP	OBP	SLG
2011	AZL D-backs	.217	7	23	5	5	2	0	2	3	0	0	0	2-0	10	1	0	0	.280	.565
2012	Missoula	.293	58	225	43	66	16	5	10	60	0	4	5	20-0	72	0	1	3	.358	.542
2013	Visalia	.173	47	179	21	31	9	0	5	24	0	2	1	11-0	78	1	1	2	.223	.307
	South Bend	.247	46	162	20	40	12	2	2	14	0	2	0	14-1	55	0	0	3	.303	.383
2014	South Bend	.238	98	319	53	76	21	4	9	35	1	4	2	62-0	92	1	3	7	.362	.414
2015	Visalia	.188	34	117	15	22	6	0	3	20	1	2	2	9-0	37	1	0	0	.254	.316
	Kane County	.224	55	183	18	41	9	0	1	26	0	1	2	20-0	31	4	3	5	.306	.290
2016	Mobile	.205	39	122	7	25	4	1	3	10	0	1	1	7-0	29	0	1	4	.252	.328
	Visalia	.256	47	156	17	40	10	2	1	19	0	2	0	15-0	33	1	0	3	.318	.365
2017	Jackson	.279	80	262	29	73	23	0	5	39	1	2	2	35-2	61	0	2	2	.365	.424
	Reno	.444	3	9	2	4	1	1	1	6	0	0	0	1-0	0	0	0	1	.500	1.111
2018	Reno	.284	58	218	30	62	9	1	6	29	0	2	0	20-0	40	0	1	4	.342	.417
	Tampa Bay	.284	24	74	9	21	5	0	1	11	1	2	0	3-0	19	0	0	0	.304	.392
2019	Tampa Bay	.217	22	46	6	10	5	0	0	2	0	0	1	8-0	19	0	0	0	.345	.326
	Charlotte	.556	3	9	1	5	0	0	0	1	0	0	0	0-0	1	0	0	0	.556	.556
	Durham	.245	54	184	23	45	7	0	13	42	0	4	0	28-0	51	0	2	4	.338	.495
2020	Tampa Bay	.167	38	84	7	14	3	0	1	13	0	1	1	7-0	27	0	0	3	.237	.238
Minor League Totals		.247	629	2168	284	535	129	16	61	328	3	26	15	244-3	590	9	14	38	.324	.405
Major League Totals		.221	84	204	22	45	13	0	2	26	1	3	2	18-0	65	0	0	3	.286	.314

1: Selected by the Arizona Diamondbacks in the fifth round of the 2011 June Draft...signed by Frankie Thon Jr. 2: Acquired by the Tampa Bay Rays along with RH Brian Shaffer from Arizona in exchange for RH Matt Andriese, July 25, 2018.

CAREER FIELDING

YEAR	POSITION	PCT	G	PO	A	E	TC	DP	PB
2018	Catcher	1.000	24	175	18	0	193	0	0
2019	Catcher	.993	20	130	12	1	143	3	0
	First Base	1.000	2	4	0	0	4	0	-
2020	Catcher	.996	38	222	25	1	248	2	1
	First Base	1.000	1	10	2	0	12	2	-
Totals Catcher		.997	82	527	55	2	584	5	1
First Base		1.000	3	14	2	0	16	2	-



CAREER BREAKDOWN

	2020					CAREER				
	AVG	AB	H	HR	RBI	AVG	AB	H	HR	RBI
Total	.167	84	14	1	13	.221	204	45	2	26
vs. Left	.500	8	4	0	3	.375	32	12	0	4
vs. Right	.132	76	10	1	10	.192	172	33	2	22
Home	.175	40	7	1	9	.198	101	20	1	18
Away	.159	44	7	0	4	.243	103	25	1	8
Grass	.139	36	5	0	3	.214	84	18	0	5
Turf	.188	48	9	1	10	.225	120	27	2	21
Interleague	.194	31	6	0	7	.190	42	8	0	8
Pre-All Star	.167	84	14	1	13	.195	123	24	1	15
Post-All Star	-	-	-	-	-	.259	81	21	1	11
March	-	-	-	-	-	.667	3	2	0	1
April	-	-	-	-	-	.219	32	7	0	1
May	-	-	-	-	-	.250	4	1	0	0
June	-	-	-	-	-	-	-	-	-	-
July	.000	4	0	0	0	.389	18	7	0	1
August	.186	43	8	1	7	.214	103	22	2	17
September	.162	37	6	0	6	.136	44	6	0	6
October	-	-	-	-	-	-	-	-	-	-
vs. ATL	.000	3	0	0	0	.167	6	1	0	1
vs. BAL	.143	14	2	1	1	.257	35	9	1	2
vs. BOS	.167	18	3	0	2	.214	42	9	0	8
vs. COL	-	-	-	-	-	.000	4	0	0	0
vs. CWS	-	-	-	-	-	.111	9	1	0	0
vs. HOU	-	-	-	-	-	.667	3	2	0	1
vs. KC	-	-	-	-	-	.238	21	5	0	1
vs. LAA	-	-	-	-	-	.286	7	2	0	1
vs. LAD	-	-	-	-	-	.000	1	0	0	0
vs. MIA	.353	17	6	0	7	.353	17	6	0	7
vs. NYM	.000	2	0	0	0	.000	2	0	0	0
vs. NYY	.300	10	3	0	3	.211	19	4	0	3
vs. PHI	.000	3	0	0	0	.000	3	0	0	0
vs. SF	-	-	-	-	-	.333	3	1	0	0
vs. TEX	-	-	-	-	-	.000	4	0	0	0
vs. TOR	.000	11	0	0	0	.227	22	5	1	2
vs. WAS	.000	6	0	0	0	.000	6	0	0	0
As DH	-	-	-	-	-	-	-	-	-	-
As PH	-	0	0	0	1	.000	4	0	0	1



11

OUTFIELDER

HUNTER RENFROE

Dustin Hunter Renfroe

BATS **RIGHT**THROWS **RIGHT**HEIGHT **6'1"**WEIGHT **230**SEASON-ENDING AGE **28**MAJOR LEAGUE SERVICE **3 years, 165 days**BORN **1/28/92 in Crystal Springs, MS**RESIDES **Utica, MS**CONTRACT STATUS **Signed through 2020**SIGNING SCOUT **Andrew Salvo (Padres)**

ACQUIRED **From the San Diego Padres along with INF Xavier Edwards and a player to be named (INF Esteban Quiroz) in exchange for OF Tommy Pham and INF/RH Jake Cronenworth, 12/6/19**

2020 SEASON

- Appeared in 42 games and made 34 starts (32-RF, 1-1B, 1-DH) in his first season with the Rays...min. 100 AB, his .156 avg. was 2nd-lowest in the AL behind NYY Gary Sánchez (.147).
- Only started 11 of the 24 games in September, compared to 23 of 36 in July–August.
- Thirteen of his 19 hits (68.4 pct.) went for extra bases (6-1B, 5-2B, 8-HR)...42.1 pct. (8 of 19) of his hits were homers, the 3rd-highest rate in the majors (min. 100 AB) behind NYY Gary Sánchez (43.5) and TEX Rougned Odor (43.5).
- Had multi-HR games on July 27 vs. ATL and Aug 13 at BOS, becoming the second player in Rays history with two in the team's first 20 games.
- Since making his major league debut on Sep 21, 2016 vs. ARI, his 12 multi-HR games are tied for 7th in the majors behind Manny Machado (18), José Ramírez (16), Nelson Cruz (16), Khris Davis (15), Giancarlo Stanton (14) and J.D. Martinez (14).
- The Rays hit back-to-back homers five times and he was involved in four...was the front end of back-to-back homers on July 27 vs. ATL, Aug 13 at BOS, Aug 25 vs. BAL and Sep 10 vs. BOS.
- Has 29 outfield assists over the last four seasons (2017–20), 4th most in the majors and three shy of leader BOS Andrew Benintendi.
- Made his fourth consecutive Opening Day roster and second start, both in right field.
- On July 27 vs. ATL, recorded his first 3 hits with the Rays, all coming in consecutive at-bats: 2nd-inning single, 4th-inning 3-run homer and 5th-inning solo homer.
- On Sep 23 at NYM, when the Rays clinched the AL East, played the 9th inning at first base, his first career action there.

CAREER HIGHS

HITS

4, 3x-last 6/14/19 at COL

HITTING STREAK

11G, 8/23/18 – 9/3/18

HOME RUNS

3, 2x-last 6/14/19 at COL

RBI

7, 9/27/16 vs. LAD

RUNS

4, 3x-last 8/10/19 vs. COL

WALKS

3, 8/5/20 vs. BOS

STRIKEOUTS

4, 5x-last 8/4/19 at LAD

STOLEN BASES

1, 12x-last 8/30/20 at MIA

HOME RUN HIGHLIGHTS

GRAND SLAMS (5)

5/5/19 vs. LAD (Kenley Jansen); 8/9/18 at MIL (Joakim Soria); 6/3/18 vs. CIN (Luis Castillo); 5/29/17 vs. CHC (Kyle Hendricks); 9/27/16 vs. LAD (Louis Coleman)

MULTI-HR GAMES (10)

3 – 2x-last 6/14/19 at COL; 2 – 10x-last 8/13/20 at BOS

WALK-OFF (2)

5/5/19 vs. LAD (Kenley Jansen); 5/15/17 vs. MIL (Oliver Drake)

PINCH-HIT (5)

5/5/19 vs. LAD (Kenley Jansen); 4/5/19 at STL (Dominic Leone); 9/28/18 vs. ARI (Archie Bradley); 7/14/18 vs. CHC (Randy Rosario); 6/3/18 vs. CIN (Luis Castillo)



CAREER BATTING

YEAR	CLUB	AVG	G	AB	R	H	2B	3B	HR	RBI	SH	SF	HB	BB-I	SO	SB	CS	GDP	OBP	SLG
2013	Eugene	.308	25	104	20	32	9	0	4	18	0	2	0	5-0	26	2	0	1	.333	.510
	Fort Wayne	.212	18	66	6	14	5	0	2	7	1	0	1	4-1	23	0	0	2	.268	.379
2014	Lake Elsinore	.295	69	278	46	82	21	3	16	52	0	3	7	28-3	81	9	3	5	.370	.565
	San Antonio	.232	60	224	17	52	12	0	5	23	0	2	0	25-0	53	2	1	6	.307	.353
2015	San Antonio	.259	112	421	50	109	22	3	14	54	0	6	3	33-1	112	4	1	8	.313	.425
	El Paso	.333	21	90	15	30	5	2	6	24	0	1	0	4-0	20	1	0	3	.358	.633
2016	El Paso	.306	133	533	95	163	34	5	30	105	0	4	4	22-3	115	5	2	11	.336	.557
	San Diego	.371	11	35	8	13	3	0	4	14	0	0	0	1-1	5	0	0	1	.389	.800
2017	San Diego	.231	122	445	51	103	25	1	26	58	0	1	6	27-1	140	3	0	4	.284	.467
	El Paso	.509	14	55	18	28	7	1	4	18	0	0	0	6-1	7	1	0	2	.557	.891
2018	San Diego	.248	117	403	53	100	23	1	26	68	0	5	3	30-2	109	2	1	9	.302	.504
	El Paso	.220	10	41	6	9	1	0	2	4	0	0	0	2-1	10	0	0	0	.256	.390
2019	San Diego	.216	140	440	64	95	19	1	33	64	0	6	2	46-1	154	5	0	6	.289	.489
2020	Tampa Bay	.156	42	122	18	19	5	0	8	22	0	1	2	14-0	37	2	0	3	.252	.393
Minor League Totals		.286	462	1812	273	519	116	14	83	305	1	18	15	129-10	447	24	7	38	.336	.503
Major League Totals		.228	432	1445	194	330	75	3	97	226	0	13	13	118-5	445	12	1	23	.290	.486

1: Selected by the San Diego Padres in the first round (13th overall) of the 2013 June Draft...signed by Andrew Salvo. 2: Acquired by the Tampa Bay Rays along with INF Xavier Edwards and a player to be named (INF Esteban Quiroz) from San Diego in exchange for OF Tommy Pham and INF/RH Jake Cronenworth, December 6, 2019.

CAREER FIELDING

YEAR	POSITION	PCT	G	PO	A	E	TC	DP
2016	Right Field	.882	9	14	1	2	17	0
	Right Field	.959	120	204	9	9	222	1
2018	Left Field	.971	58	96	3	3	102	0
	Right Field	.952	50	96	3	5	104	1
2019	Right Field	.992	86	114	8	1	123	1
	Left Field	.990	67	96	5	1	102	2
	Center Field	1.000	4	11	0	0	11	0
2020	Right Field	.953	39	60	1	3	64	0
	First Base	1.000	2	5	2	0	7	0
Totals								
Right Field		.962	304	488	22	20	530	3
Left Field		.980	125	192	8	4	204	2
Center Field		1.000	4	11	0	0	11	0
First Base		1.000	2	5	2	0	7	0



CAREER BREAKDOWN

	2020					CAREER				
	AVG	AB	H	HR	RBI	AVG	AB	H	HR	RBI
Total	.156	122	19	8	22	.228	1445	330	97	226
vs. Left	.146	41	6	5	8	.258	431	111	36	74
vs. Right	.160	81	13	3	14	.216	1014	219	61	152
Home	.150	60	9	5	11	.222	671	149	50	124
Away	.161	62	10	3	11	.234	774	181	47	102
Grass	.158	57	9	3	10	.232	1343	311	89	208
Turf	.154	65	10	5	12	.186	102	19	8	18
Interleague	.205	39	8	3	9	.193	233	45	11	29
Pre-All Star	.156	122	19	8	22	.229	878	201	58	135
Post-All Star	-	-	-	-	-	.228	567	129	39	91
March	-	-	-	-	-	.167	12	2	0	0
April	-	-	-	-	-	.223	215	48	13	29
May	-	-	-	-	-	.270	189	51	14	38
June	-	-	-	-	-	.236	250	59	17	37
July	.192	26	5	2	7	.209	234	49	15	33
August	.148	61	9	3	11	.224	299	67	14	44
September	.143	35	5	3	4	.209	234	49	23	42
October	-	-	-	-	-	.417	12	5	1	3
vs. ARI	-	-	-	-	-	.228	162	37	13	24
vs. ATL	.250	16	4	2	6	.190	84	16	4	13
vs. BAL	.154	26	4	2	4	.146	41	6	3	5
vs. BOS	.286	21	6	3	8	.258	31	8	3	8
vs. CHC	-	-	-	-	-	.245	53	13	5	15
vs. CIN	-	-	-	-	-	.169	65	11	4	9
vs. CLE	-	-	-	-	-	.154	13	2	0	0
vs. COL	-	-	-	-	-	.234	137	32	13	26
vs. CWS	-	-	-	-	-	.250	8	2	1	3
vs. DET	-	-	-	-	-	.111	9	1	0	0
vs. HOU	-	-	-	-	-	.077	13	1	0	0
vs. KC	-	-	-	-	-	.111	9	1	0	0
vs. LAA	-	-	-	-	-	.182	11	2	0	1
vs. LAD	-	-	-	-	-	.257	175	45	12	28
vs. MIA	.182	11	2	1	2	.370	54	20	5	11
vs. MIL	-	-	-	-	-	.274	62	17	7	16
vs. MIN	-	-	-	-	-	.333	6	2	0	0
vs. NYM	.000	5	0	0	0	.271	59	16	6	10
vs. NYY	.000	14	0	0	0	.080	25	2	0	0
vs. OAK	-	-	-	-	-	.000	7	0	0	0
vs. PHI	.286	7	2	0	1	.222	54	12	0	3
vs. PIT	-	-	-	-	-	.320	50	16	2	7
vs. SD	-	-	-	-	-	-	0	0	0	0
vs. SEA	-	-	-	-	-	.231	26	6	2	7
vs. SF	-	-	-	-	-	.202	168	34	9	20
vs. STL	-	-	-	-	-	.267	15	4	1	4
vs. TB	-	-	-	-	-	.000	9	0	0	0
vs. TEX	-	-	-	-	-	.206	34	7	1	2
vs. TOR	.045	22	1	0	1	.229	35	8	3	7
vs. WAS	-	-	-	-	-	.300	30	9	3	7
As DH	.333	3	1	0	1	.154	13	2	0	2
As PH	.000	2	0	0	0	.293	41	12	5	15



4

LEFT-HANDED PITCHER

BLAKE SNELL

Blake Ashton Snell

BATS LEFT

THROWS LEFT

HEIGHT 6'4"

WEIGHT 225

SEASON-ENDING AGE 27

MAJOR LEAGUE SERVICE 4 years, 72 days

BORN 12/4/92 in Seattle, WA

RESIDES Lynnwood, WA

CONTRACT STATUS Second year of a five-year contract through 2023

SIGNING SCOUT Paul Kirsch (Rays)

ACQUIRED Selected in the first round (52nd overall) of the 2011 June Draft

2020 SEASON

- Made 11 starts, tied with Tyler Glasnow for the team lead...yielded 3 runs (or fewer) in 10 of 11 starts and 2 runs (or fewer) in seven of 11...enters the postseason having thrown a season-high 108 pitches in his final start of the regular season.
- Averaged just over 4.1 IP per start, using his first 3 starts as a continuation of the summer camp build up...went 2 IP, 3 IP and 3 IP in his first 3 starts, then recorded between 15-17 outs in each of his final 8 starts (from Aug 12-Sep 22).
- Only faced 23 batters the third time through the lineup...has gone fewer than 6 IP in 14 consecutive starts beginning on Sep 17, 2019 at LAD, when he returned from arthroscopic surgery to remove loose bodies from his left elbow...was one of six pitchers in the majors to make at least 10 starts and go fewer than 6 IP in all of them.
- Min. 50 IP, his 11.34 SO/9 IP ratio ranked 5th in the AL...struck out 31.0 pct. (63 of 203) of batters faced, the best mark among left-handed pitchers in the majors...walked 8.9 pct. (18 of 203) of batters faced, the lowest rate of his career.
- Allowed 10 HR for a 1.80 HR/9 IP ratio, 5th-highest in the AL (min. 50 IP), after yielding 14 HR in 107 IP in 2019...29.4 pct. of his fly balls were homers, according to FanGraphs, the highest rate in the majors...allowed multiple homers in four of his 11 starts...yielded 3 HR against lefties, compared to 5 HR vs. LHB from 2016-19.
- 50.8 pct. of his balls in play were grounders, which would have ranked 5th in the AL if he qualified...increased his ground ball rate from 38.6 pct. in 2019 and 42.5 pct. from 2016-19.
- Min. 10 starts, his 6.84 R/9 IP of run support was the 8th-highest in the AL.

- His avg. fastball velocity, according to FanGraphs, was 95.1 mph, 6th in the AL (min. 50 IP).
- Held opponents to a .132 avg. (5-for-38) in at-bats ending with his curveball, 5th in the AL (min. 25 AB), according to StatCast...61.8 pct. (34 of 55) of swings against his curveball were misses, the best rate of his career on any pitch.
- Opponents hit .033 (1-for-30) with 17 SO in at-bats ending with his slider...his combined .088 opp avg. (6-for-68) in at-bats ending with breaking balls was 3rd in the majors (min. 50 AB).
- His first three interleague innings were scoreless, extending his scoreless streak to 35.2 IP...this was the longest in interleague history, passing TOR/MIA Henderson Alvarez III (31 IP) in 2012-14...the streak was snapped on a solo homer by MIA Corey Dickerson, his first interleague run allowed since a Ronald Acuña Jr. homer on May 8, 2018 vs. ATL.
- In his career, is 23-12 with a 2.50 ERA (277.1-IP, 77-ER) in 51 starts at home and 19-18 with a 3.97 ERA (278.2-IP, 123-ER) in 57 starts on the road.
- Ranks among the top five in club history with 648 SO (5th), 3.24 ERA (2nd to David Price, 3.18), .223 opp avg. (1st) and .583 winning pct. (3rd)
- Made his fourth consecutive Opening Day roster, all as part of the starting rotation.
- On July 31 at BAL, allowed a 2-run homer and solo homer to his last 2 BF...it was the second time in his career he allowed back-to-back homers, both at Oriole Park at Camden Yards, following May 13, 2018 (2nd inning).
- On Aug 7 vs. NYY, pitched three hitless innings in the 100th start of his career...became the eighth pitcher all-time to reach 100 starts with the club, joining James Shields (217), Chris Archer (177), David Price (170), Scott Kazmir

- (144), Jake Odorizzi (124), Alex Cobb (115) and Jeremy Hellickson (108).
- On Sep 11 vs. BOS, pitched 5.1 scoreless innings and extended his winning streak over the Red Sox to six, passing Victor Zambrano in 2002-03 for the longest in club history against them... has yielded 1 run (or fewer) in six straight starts against the Red Sox, matching WAS-AL Walter Johnson in 1912-14 and PHI-AL Harry Krause in 1909-10 for the longest streak in major league history.

POSTSEASON HISTORY

- 2019:** Started Game 2 of the ALDS at HOU and took the loss, but his only run allowed in 3.1 IP was a solo homer to Alex Bregman in the 4th inning...pitched in relief in Games 4 and 5.
- In Game 4 vs. HOU, entered with 1 out in the 9th inning and the potential game-tying run at the plate, and got a Yordan Alvarez swinging strike-out and Yuli Gurriel groundout for the save.

- Became the second Rays pitcher to record his first career save in the postseason, following David Price in Game 7 of the 2008 ALCS vs. BOS.
- According to Stats LLC, became the second pitcher to have his first career relief appearance (regular season or postseason) end with a save in the postseason, joining ATL John Smoltz in Game 2 of the 1999 NLCS vs. NYM.

CAREER HIGHS

LONGEST OUTING

7.1, 3x-last 7/7/18 at NYM

STRIKEOUTS

13, 2x-last 4/2/19 vs. COL

WALKS

7, 6/19/18 at HOU

HR ALLOWED

3, 2x-last 3/28/19 vs. HOU

RUNS ALLOWED

7, 2x-last 6/25/19 at MIN

HITS ALLOWED

11, 6/25/19 at MIN

WIN STREAK

9G, 8/10/18 - 9/23/18

LOSS STREAK

6G, 4/6/17 - 7/24/17

CAREER PITCHING

YEAR	CLUB	W	L	ERA	G	GS	CG	SHO	SV	IP	H	R	ER	HR	HB	BB-I	SO	WP	BK
2011	GCL Rays	1	2	3.08	11	8	0	0	0	26.1	30	9	9	0	0	11-0	26	4	0
2012	Princeton	5	1	2.09	11	11	1	1	0	47.1	34	12	11	4	4	17-0	53	2	0
2013	Bowling Green	4	9	4.27	23	23	0	0	0	99.0	90	55	47	8	2	73-0	106	13	1
2014	Bowling Green	3	2	1.79	8	8	0	0	0	40.1	26	10	8	1	0	19-0	42	4	1
	Charlotte	5	6	3.94	16	16	1	1	0	75.1	69	40	33	1	5	37-0	77	9	0
2015	Charlotte	3	0	0.00	4	2	0	0	0	21.0	10	0	0	0	0	11-0	27	1	0
	Montgomery	6	2	1.57	12	12	0	0	0	68.2	45	13	12	5	1	29-0	79	5	0
	Durham	6	2	1.83	9	9	0	0	0	44.1	29	11	9	2	1	13-0	57	5	0
2016	Durham	3	5	3.29	12	12	0	0	0	63.0	56	23	23	4	2	28-0	90	6	0
	Tampa Bay	6	8	3.54	19	19	0	0	0	89.0	93	44	35	5	0	51-0	98	6	1
2017	Tampa Bay	5	7	4.04	24	24	0	0	0	129.1	113	65	58	15	0	59-1	119	8	0
	Durham	5	0	2.66	7	7	0	0	0	44.0	43	13	13	5	0	15-0	61	4	0
2018	Tampa Bay	21	5	1.89	31	31	0	0	0	180.2	112	41	38	16	1	64-2	221	13	0
2019	Tampa Bay	6	8	4.29	23	23	0	0	0	107.0	96	53	51	14	1	40-1	147	11	1
2020	Tampa Bay	4	2	3.24	11	11	0	0	0	50.0	42	19	18	10	0	18-0	63	7	0
Minor League Totals		41	29	2.81	113	108	2	2	0	529.1	432	186	165	30	15	253-0	618	53	2
Major League Totals		42	30	3.24	108	108	0	0	0	556.0	456	222	200	60	2	232-4	648	45	2

1: Selected by the Tampa Bay Rays in the first round (52nd overall) of the 2011 June Draft...signed by Paul Kirkish.

CAREER FIELDING

YEAR	POSITION	PCT	G	PO	A	E	TC	DP
2016	Pitcher	1.000	19	1	18	0	19	0
2017	Pitcher	1.000	24	6	13	0	19	1
2018	Pitcher	.950	31	1	18	1	20	1
2019	Pitcher	.938	23	1	14	1	16	1
2020	Pitcher	1.000	11	1	7	0	8	0
Totals		.976	108	10	70	2	82	3



POSTSEASON PITCHING

YEAR	SERIES	CLUB	W	L	ERA	G	GS	CG	SHO	SV	IP	H	R	ER	HR	HB	BB-I	SO	WP	BK
2019	ALDS	TB vs. HOU	0	1	1.69	3	1	0	0	1	5.1	4	1	1	1	0	0-0	7	0	0

CAREER BREAKDOWN

	2020										CAREER									
	W	L	SV	ERA	G	GS	IP	H	ER		W	L	SV	ERA	G	GS	IP	H	ER	
Total	4	2	0	3.24	11	11	50.0	42	18		42	30	0	3.24	108	108	556.0	456	200	
Home	1	1	0	2.57	5	5	21.0	18	6		23	12	0	2.50	51	51	277.1	206	77	
Away	3	1	0	3.72	6	6	29.0	24	12		19	18	0	3.97	57	57	278.2	250	123	
Grass	2	1	0	3.75	5	5	24.0	20	10		15	16	0	4.10	50	50	246.0	223	112	
Turf	2	1	0	2.77	6	6	26.0	22	8		27	14	0	2.55	58	58	310.0	233	88	
Starter	4	2	0	3.24	11	11	50.0	42	18		42	30	0	3.24	108	108	556.0	456	200	
Reliever	-	-	-	-	-	-	-	-	-		-	-	-	-	-	-	-	-	-	
Pre-All Star	4	2	0	3.24	11	11	50.0	42	18		22	23	0	3.57	65	65	342.2	291	136	
Post-All Star	-	-	-	-	-	-	-	-	-		20	7	0	2.70	43	43	213.1	165	64	
Interleague	1	2	0	5.17	3	3	15.2	16	9		8	4	0	2.07	16	16	91.1	56	21	
March	-	-	-	-	-	-	-	-	-		0	1	0	3.86	2	2	11.2	9	5	
April	-	-	-	-	-	-	-	-	-		6	4	0	2.58	15	15	83.2	57	24	
May	-	-	-	-	-	-	-	-	-		4	6	0	3.76	15	15	83.2	73	35	
June	-	-	-	-	-	-	-	-	-		6	7	0	5.30	15	15	74.2	78	44	
July	0	0	0	5.40	2	2	5.0	7	3		5	4	0	2.72	17	17	89.1	73	27	
August	3	0	0	2.66	5	5	23.2	16	7		10	3	0	2.74	20	20	98.2	78	30	
September	1	2	0	3.38	4	4	21.1	19	8		10	5	0	2.93	23	23	107.1	86	35	
October	-	-	-	-	-	-	-	-	-		1	0	0	0.00	1	1	7.0	2	0	
vs. ARI	-	-	-	-	-	-	-	-	-		1	0	0	0.00	1	1	6.0	1	0	
vs. ATL	-	-	-	-	-	-	-	-	-		0	1	0	1.42	1	1	6.1	4	1	
vs. BAL	0	0	0	4.32	2	2	8.1	6	4		2	2	0	4.58	7	7	35.1	31	18	
vs. BOS	2	0	0	0.00	2	2	10.1	9	0		7	3	0	2.59	12	12	62.2	54	18	
vs. CHC	-	-	-	-	-	-	-	-	-		1	0	0	0.00	2	2	12.0	6	0	
vs. CLE	-	-	-	-	-	-	-	-	-		2	1	0	1.62	5	5	33.1	24	6	
vs. COL	-	-	-	-	-	-	-	-	-		2	0	0	0.00	2	2	13.0	3	0	
vs. CWS	-	-	-	-	-	-	-	-	-		4	0	0	0.86	6	6	31.1	20	3	
vs. DET	-	-	-	-	-	-	-	-	-		0	2	0	6.06	3	3	16.1	16	11	
vs. HOU	-	-	-	-	-	-	-	-	-		2	2	0	4.73	6	6	32.1	32	17	
vs. KC	-	-	-	-	-	-	-	-	-		1	3	0	7.27	4	4	17.1	25	14	
vs. LAA	-	-	-	-	-	-	-	-	-		1	1	0	3.94	3	3	16.0	13	7	
vs. LAD	-	-	-	-	-	-	-	-	-		0	0	0	0.00	1	1	2.0	0	0	
vs. MIA	1	1	0	5.40	2	2	10.0	10	6		1	1	0	4.80	3	3	15.0	16	8	
vs. MIN	-	-	-	-	-	-	-	-	-		1	2	0	7.15	5	5	22.2	32	18	
vs. NYM	0	1	0	4.76	1	1	5.2	6	3		1	1	0	2.08	2	2	13.0	12	3	
vs. NYY	1	0	0	3.38	2	2	8.0	4	3		4	6	0	4.31	18	18	77.1	67	37	
vs. OAK	-	-	-	-	-	-	-	-	-		1	0	0	2.76	3	3	16.1	12	5	
vs. PIT	-	-	-	-	-	-	-	-	-		0	1	0	10.8	1	1	5.0	4	6	
vs. SD	-	-	-	-	-	-	-	-	-		1	0	0	1.80	1	1	5.0	5	1	
vs. SEA	-	-	-	-	-	-	-	-	-		2	1	0	0.81	4	4	22.1	19	2	
vs. STL	-	-	-	-	-	-	-	-	-		0	0	0	2.57	1	1	7.0	4	2	
vs. TEX	-	-	-	-	-	-	-	-	-		3	0	0	1.56	3	3	17.1	9	3	
vs. TOR	0	0	0	2.35	2	2	7.2	7	2		4	3	0	2.81	13	13	64.0	46	20	
vs. WAS	-	-	-	-	-	-	-	-	-		1	0	0	0.00	1	1	7.0	1	0	



81

RIGHT-HANDED PITCHER

RYAN THOMPSON

Ryan Scott Thompson

BATS **RIGHT**THROWS **RIGHT**HEIGHT **6'5"**WEIGHT **210**SEASON-ENDING AGE **28**MAJOR LEAGUE SERVICE **1 year**BORN **6/26/92 in Turner, OR**RESIDES **Turner, OR**CONTRACT STATUS **Signed through 2020**SIGNING SCOUT **Tim Bittner (Astros)**ACQUIRED **Selected from the Houston Astros in the Triple-A phase of the 2018 Rule 5 Draft**

2020 SEASON

- Selected to the major league roster on July 23 and made 25 apps in his rookie season.
- Was with the Rays for three stints: Opening Day–Aug 5, Aug 8 (29th Man) and Aug 9 through season's end...recalled for his third stint after Oliver Drake went on the 10-day IL...spent 59 of 60 games on the active roster.
- Pitched to a 6.75 ERA (9.1-IP, 7-ER) in 10 apps in September and a 6.61 ERA (16.1-IP, 12-ER) in 18 apps beginning on Aug 14.
- Inherited 10 runners and stranded them all... was one of three major league relievers with 10 IR (or more) and none scored, joining DET Bryan Garcia (11) and CWS Codi Heuer (10).
- Min. 20 IP, his groundball rate of 59.0 pct. ranked 8th in the AL.
- Allowed 4 HR, most among Rays relievers.
- Became the eighth player since Stats LLC began tracking minor league phases of the Rule 5 Draft (2000) to be picked and make an Opening Day roster for that team...joined STL John Brebbia in 2019, CWS Omar Narvaez in 2017, MIA Justin Bour in 2016, TEX Alexi Ogando in 2011, MIN Brian Buscher in 2009, SF Eugenio Vélez in 2008 and NYM Eric Valent in 2004.
- On Opening Day vs. TOR, made his major league debut and pitched two scoreless innings.
- On Aug 8 vs. NYY (G2), made his first career start and pitched two scoreless innings...his only hit allowed was a 2-out single to Aaron Hicks in the 1st...the next day, recorded his first career win with a perfect 9th inning.
- On Sep 19 at BAL, retired both batters faced in the 9th inning for his first career save...became the 12th Rays pitcher with a save, tying the major league record set by the 1973 Rangers.

CAREER HIGHS

LONGEST OUTING

2.0, 3x-last 8/8/20 vs. NYY (G2)

HR ALLOWED

1, 4x-last 9/13/20 vs. BOS

LONGEST RELIEF OUTING

2.0, 2x-last 7/31/20 at BAL

RUNS ALLOWED

3, 9/1/20 at NYY

STRIKEOUTS

3, 2x-last 9/4/20 vs. MIA

HITS ALLOWED

4, 7/31/20 at BAL

WALKS

2, 7/28/20 vs. ATL

LOSS STREAK

2G, 8/14/20 – Current



CAREER PITCHING

YEAR	CLUB	W	L	ERA	G	GS	CG	SHO	SV	IP	H	R	ER	HR	HB	BB-I	SO	WP	BK
2014	Tri-City	2	1	2.96	23	0	0	0	12	24.1	22	9	8	2	3	9-2	19	0	0
2015	Quad Cities	4	2	2.65	38	0	0	0	5	54.1	43	18	16	4	6	15-0	55	1	0
	Lancaster	1	0	5.19	5	0	0	0	2	8.2	8	5	5	0	0	2-0	5	0	0
2016	Lancaster	2	1	5.09	20	0	0	0	2	35.1	41	21	20	3	2	9-0	42	2	0
	Corpus Christi	3	1	1.80	23	0	0	0	3	40.0	32	9	8	0	1	10-0	23	3	0
2017	Corpus Christi	2	3	2.59	31	0	0	0	6	59.0	59	24	17	3	2	11-1	55	3	0
	Fresno	0	1	15.26	6	0	0	0	0	7.2	18	13	13	2	3	2-1	6	0	0
2018	Injured-Did Not Pitch																		
2019	Charlotte	0	0	0.00	2	0	0	0	1	3.0	2	0	0	0	0	0-0	5	0	0
	Montgomery	1	1	3.10	14	5	0	0	0	20.1	24	8	7	1	1	6-0	20	1	0
2020	Tampa Bay	1	2	4.44	25	1	0	0	1	26.1	29	15	13	4	0	8-0	23	0	1
Minor League Totals		15	10	3.35	162	5	0	0	31	252.2	249	107	94	15	18	64-4	230	10	0
Major League Totals		1	2	4.44	25	1	0	0	1	26.1	29	15	13	4	0	8-0	23	0	1

1: Selected by the Houston Astros in the 23rd round of the 2014 June Draft...signed by Tim Bittner. **2:** Selected by the Tampa Bay Rays from Houston in the Triple-A phase of the Rule 5 Draft, December 13, 2018.

CAREER FIELDING

YEAR	POSITION	PCT	G	PO	A	E	TC	DP
2020	Pitcher	1.000	25	1	5	0	6	1

CAREER BREAKDOWN

	2020										CAREER									
	W	L	SV	ERA	G	GS	IP	H	ER		W	L	SV	ERA	G	GS	IP	H	ER	
Total	1	2	1	4.44	25	1	26.1	29	13		1	2	1	4.44	25	1	26.1	29	13	
Home	1	0	0	1.23	13	1	14.2	11	2		1	0	0	1.23	13	1	14.2	11	2	
Away	0	2	1	8.49	12	0	11.2	18	11		0	2	1	8.49	12	0	11.2	18	11	
Grass	0	2	1	9.00	11	0	11.0	18	11		0	2	1	9.00	11	0	11.0	18	11	
Turf	1	0	0	1.17	14	1	15.1	11	2		1	0	0	1.17	14	1	15.1	11	2	
Starter	0	0	0	0.00	1	1	2.0	1	0		0	0	0	0.00	1	1	2.0	1	0	
Reliever	1	2	1	4.81	24	0	24.1	28	13		1	2	1	4.81	24	0	24.1	28	13	
Pre-All Star	1	2	1	4.44	25	1	26.1	29	13		1	2	1	4.44	25	1	26.1	29	13	
Post All-Star	-	-	-	-	-	-	-	-	-		-	-	-	-	-	-	-	-	-	
Interleague	0	0	0	0.00	7	0	6.2	3	0		0	0	0	0.00	7	0	6.2	3	0	
March	-	-	-	-	-	-	-	-	-		-	-	-	-	-	-	-	-	-	
April	-	-	-	-	-	-	-	-	-		-	-	-	-	-	-	-	-	-	
May	-	-	-	-	-	-	-	-	-		-	-	-	-	-	-	-	-	-	
June	-	-	-	-	-	-	-	-	-		-	-	-	-	-	-	-	-	-	
July	0	0	0	1.59	3	0	5.2	5	1		0	0	0	1.59	3	0	5.2	5	1	
August	1	1	0	3.97	12	1	11.1	14	5		1	1	0	3.97	12	1	11.1	14	5	
September	0	1	1	6.75	10	0	9.1	10	7		0	1	1	6.75	10	0	9.1	10	7	
October	-	-	-	-	-	-	-	-	-		-	-	-	-	-	-	-	-	-	
vs. ATL	0	0	0	0.00	1	0	1.2	0	0		0	0	0	0.00	1	0	1.2	0	0	
vs. BAL	0	0	1	5.40	4	0	5.0	8	3		0	0	1	5.40	4	0	5.0	8	3	
vs. BOS	0	0	0	4.91	4	0	3.2	4	2		0	0	0	4.91	4	0	3.2	4	2	
vs. MIA	0	0	0	0.00	2	0	1.2	0	0		0	0	0	0.00	2	0	1.2	0	0	
vs. NYM	0	0	0	0.00	1	0	1.0	1	0		0	0	0	0.00	1	0	1.0	1	0	
vs. NYY	1	1	0	6.00	5	1	6.0	8	4		1	1	0	6.00	5	1	6.0	8	4	
vs. PHI	0	0	0	0.00	1	0	1.0	0	0		0	0	0	0.00	1	0	1.0	0	0	
vs. TOR	0	1	0	7.20	5	0	5.0	6	4		0	1	0	7.20	5	0	5.0	6	4	
vs. WAS	0	0	0	0.00	2	0	1.1	2	0		0	0	0	0.00	2	0	1.1	2	0	



25

THIRD BASEMAN / OUTFIELDER

YOSHI TSUTSUGO

Yoshitomo Tsutsugo (tsoo-TSOO-go)



BATS LEFT

THROWS RIGHT

HEIGHT 6'1"

WEIGHT 225

SEASON-ENDING AGE 28

MAJOR LEAGUE SERVICE 1 year

BORN 11/26/91 in Hashimoto, Japan

RESIDES Hashimoto, Japan

CONTRACT STATUS First year of a two-year contract through 2021

SIGNING SCOUT Tateki Uchibori (Rays)

ACQUIRED Signed as a free agent, 12/16/19

2020 SEASON

- Appeared in 51 games and made 42 starts (19-DH, 12-LF, 11-3B) in his first major league season...led the team and ranked 2nd among major league rookies with 26 BB behind SEA Kyle Lewis (34)...tied for 3rd among rookies with 27 runs and tied for 4th with 8 HR.
- His on-base pct. (.314) was 117 points higher than his batting avg. (.197)...was one of nine AL players with at least 150 AB to hit below .200, but his .314 OBP was the 2nd-highest among this group behind CLE Carlos Santana (.349).
- Hit leadoff seven times, all in his last 10 games.
- Had a higher avg. against lefties (.243) than righties (.183), but 35 of his 42 starts came vs. RHP.
- Became the fourth player born in Japan to play for the Rays, joining Hideki Matsui (2012), Akinori Iwamura (2007-09) and Hideo Nomo (2005).
- On Opening Day vs. TOR, homered off Hyun Jin Ryu in the 5th inning, his first career hit...became the sixth Japanese-born player to homer in his major league debut, joining LAD Kenta Maeda in 2016, CHC Kosuke Fukudome in 2008, SEA Kenji Johjima in 2006, NYM Kazuo Matsui in 2004 and STL Keith McDonald in 2000...he was the first Japanese-born player to homer on Opening Day since MIL Nori Aoki in 2013 and first AL player since NYY Hideki Matsui in 2010.
- Was the 24th player to homer in his Rays debut, first since Willy Adames in 2018...became the sixth Ray to homer in his major league debut, joining Adames, Brandon Guyer in 2011, Elijah Dukes in 2007, Delmon Young in 2006 and Brent Abernathy in 2001.

- On Aug 1 at BAL, flied into a double play to lead off the 10th inning—the first leadoff double play in MLB history, according to Elias Sports Bureau.
- On Aug 16 at TOR, recorded his first career multi-XBH game, including a go-ahead, 3-run homer off Matt Shoemaker in the 3rd inning.
- On Sep 11 vs. BOS, his homer off Matt Hall in the 2nd inning went a career-long 437 feet.

CAREER HIGHS

HITS

2, 7x-last 9/18/20 at BAL

HITTING STREAK

3G, 2x-last 9/17/20 - 9/19/20

HOME RUNS

1, 8x-last 9/19/20 at BAL

RBI

3, 8/16/20 at TOR

RUNS

2, 7x-last 9/19/20 at BAL

WALKS

3, 2x-last 9/26/20 vs. PHI

STRIKEOUTS

3, 2x-last 9/21/20 at NYM



CAREER BATTING

YEAR	CLUB	AVG	G	AB	R	H	2B	3B	HR	RBI	SH	SF	HB	BB-I	SO	SB	CS	GDP	OBP	SLG
2010	Yokohama (Japan)	.143	3	7	1	1	0	0	1	1	0	0	1	2-0	1	0	0	0	.400	.571
2011	Yokohama (Japan)	.241	40	145	16	35	10	0	8	22	0	1	1	13-0	51	1	1	4	.306	.476
2012	Yokohama (Japan)	.218	108	386	31	84	16	3	10	45	2	5	2	51-1	102	1	2	4	.309	.352
2013	Yokohama (Japan)	.216	23	51	5	11	1	0	1	3	0	0	2	3-0	13	0	0	2	.286	.294
2014	Yokohama (Japan)	.300	114	410	58	123	24	2	22	77	0	2	2	47-6	100	2	1	7	.373	.529
2015	Yokohama (Japan)	.317	138	496	79	157	28	1	24	93	0	2	2	68-0	98	0	0	5	.400	.522
2016	Yokohama (Japan)	.322	133	469	89	151	28	4	44	110	0	2	3	87-1	105	0	1	6	.430	.680
2017	Yokohama (Japan)	.284	139	503	85	143	31	0	28	94	0	3	2	93-3	115	1	0	7	.396	.513
2018	Yokohama (Japan)	.295	139	495	77	146	33	1	38	89	0	3	2	80-7	107	0	0	10	.393	.596
2019	Yokohama (Japan)	.272	131	464	74	126	24	0	29	79	0	3	2	88-5	141	0	0	5	.388	.511
2020	Tampa Bay	.197	51	157	27	31	5	1	8	24	0	1	1	26-1	50	0	0	5	.314	.395
Major League Totals		.197	51	157	27	31	5	1	8	24	0	1	1	26-1	50	0	0	5	.314	.395
Nippon Pro Baseball		.285	968	3426	515	977	195	11	205	613	2	21	19	532-23	833	5	5	50	.382	.528

1: Signed by the Tampa Bay Rays as a free agent, December 16, 2019...signed by Tateki Uchibori.

CAREER FIELDING

YEAR	POSITION	PCT	G	PO	A	E	TC	DP
2020	Left Field	1.000	16	15	0	0	15	0
	Third Base	.846	14	6	16	4	26	3

CAREER BREAKDOWN

	2020					CAREER				
	AVG	AB	H	HR	RBI	AVG	AB	H	HR	RBI
Total	.197	157	31	8	24	.197	157	31	8	24
vs. Left	.243	37	9	2	4	.243	37	9	2	4
vs. Right	.183	120	22	6	20	.183	120	22	6	20
Home	.173	75	13	4	11	.173	75	13	4	11
Away	.220	82	18	4	13	.220	82	18	4	13
Grass	.213	75	16	3	11	.213	75	16	3	11
Turf	.183	82	15	5	13	.183	82	15	5	13
Interleague	.224	58	13	2	7	.224	58	13	2	7
Pre-All Star	.197	157	31	8	24	.197	157	31	8	24
Post-All Star	-	-	-	-	-	-	-	-	-	-
March	-	-	-	-	-	-	-	-	-	-
April	-	-	-	-	-	-	-	-	-	-
May	-	-	-	-	-	-	-	-	-	-
June	-	-	-	-	-	-	-	-	-	-
July	.231	26	6	1	6	.231	26	6	1	6
August	.169	59	10	4	11	.169	59	10	4	11
September	.208	72	15	3	7	.208	72	15	3	7
October	-	-	-	-	-	-	-	-	-	-
vs. ATL	.308	13	4	0	2	.308	13	4	0	2
vs. BAL	.207	29	6	1	3	.207	29	6	1	3
vs. BOS	.219	32	7	2	6	.219	32	7	2	6
vs. MIA	.333	12	4	2	3	.333	12	4	2	3
vs. NYM	.167	12	2	0	0	.167	12	2	0	0
vs. NYY	.067	15	1	0	1	.067	15	1	0	1
vs. PHI	.250	8	2	0	1	.250	8	2	0	1
vs. TOR	.174	23	4	3	7	.174	23	4	3	7
vs. WAS	.077	13	1	0	1	.077	13	1	0	1
As DH	.182	66	12	3	5	.182	66	12	3	5
As PH	.111	9	1	0	1	.111	9	1	0	1



18

INFIELDER

JOEY WENDLE

Joseph Patrick Wendle

BATS LEFT

THROWS RIGHT

HEIGHT 6'1"

WEIGHT 195

SEASON-ENDING AGE 30

MAJOR LEAGUE SERVICE 3 years, 88 days

BORN 4/26/90 in Wilmington, DE

RESIDES Kennett Square, PA

CONTRACT STATUS Signed through 2020

SIGNING SCOUT Brent Urcheck (Indians)

ACQUIRED From the Oakland Athletics in exchange for a player to be named (C Jonah Heim), 12/11/17

2020 SEASON

- Min. 150 AB, his .286 avg. was the highest on the club...ended the season on an 8-game hitting streak, and hit safely in 12 of 13 games beginning on Sep 11...hit .375 (18-for-48) over that span.
- Appeared in 50 games and made 45 starts (18-2B, 18-3B, 9-SS)...made 5 errors, including four at third base from July 27–Aug 14...was errorless in 62 chances at second base and hasn't made an error there since Sep 22, 2018 at TOR, with 219 chances since then.
- Hit 4 HR in 50 games, passing his total (3) from 75 games in 2019...three of his homers came in his last 22 games (all starts) from Aug 30–Sep 27.
- Made his fourth Opening Day roster and his third consecutive active roster.
- On July 27 vs. ATL, his first homer was the second of back-to-back with Hunter Renfroe.
- Hit safely in 10 consecutive games from Aug 18-30, one shy of matching a career long...hit .325 (13-for-40) with 5 2B over that stretch.
- On Aug 29 at MIA, hit a 2-run, bases-loaded double off James Hoyt in the 8th inning...the next day, hit a leadoff homer off Sandy Alcantara, the third of his career.
- On Sep 23 at NYM, gave the Rays a lead with a 2nd-inning homer off Michael Wacha...the Rays won, 8-5, to clinch the AL East title.
- On Sep 25 vs. PHI, made a running catch near the right field foul line to save a run in the top of the 8th inning, then delivered a go-ahead, 2-run single with the bases loaded and 2 outs in the bottom half of the frame...marked his first go-ahead hit in the 8th inning (or later) since a RBI single on May 15, 2018 at KC (9th inning).

POSTSEASON HISTORY

- 2019: Entered the AL Wild Card Game at OAK in the 7th inning as a pinch-runner and remained in the game at third base...appeared in 4 games and made 3 starts, all at third base, in the ALDS...in Game 4 vs. HOU, hit a RBI double off Justin Verlander in the 1st inning.

CAREER HIGHS

HITS

4, 3x-last 9/18/18 at TEX

HITTING STREAK

11G, 6/28/18 - 7/11/18

HOME RUNS

1, 16x-last 9/23/20 at NYM

RBI

4, 9/17/17 at PHI

RUNS

3, 2x-last 9/2/19 vs. BAL

WALKS

3, 4/10/18 at CWS

STRIKEOUTS

3, 4x-last 4/23/19 vs. KC

STOLEN BASES

2, 2x-last 7/2/19 vs. BAL

HOME RUN HIGHLIGHTS

GRAND SLAMS (1)

9/17/17 at PHI (Edubray Ramos)

LEADOFF (3)

8/30/20 at MIA (Sandy Alcantara); 9/25/19 vs. NYY (Jonathan Loaisiga); 9/17/16 at TEX (Yu Darvish)



CAREER BATTING

YEAR	CLUB	AVG	G	AB	R	H	2B	3B	HR	RBI	SH	SF	HB	BB-I	SO	SB	CS	GDP	OBP	SLG
2012	Mahoning Valley	.327	61	245	32	80	15	4	4	37	0	2	5	15-1	25	4	1	3	.375	.469
2013	Carolina	.295	107	413	73	122	32	5	16	64	1	6	10	44-1	79	10	2	10	.372	.513
2014	Akron	.253	87	336	46	85	20	5	8	50	0	4	4	26-1	56	4	2	4	.311	.414
	AZL Indians	.455	6	22	8	10	1	1	0	4	0	0	0	4-0	4	1	1	0	.538	.591
2015	Nashville	.289	137	577	80	167	42	8	10	57	5	5	9	22-1	114	12	2	9	.323	.442
2016	Nashville	.279	125	491	81	137	31	9	12	61	1	1	7	26-2	112	14	4	10	.324	.452
	Oakland	.260	28	96	11	25	1	0	1	11	0	2	0	6-0	16	2	0	3	.298	.302
2017	Nashville	.285	118	478	67	136	29	8	8	54	0	1	12	19-1	82	13	4	6	.327	.429
	Oakland	.308	8	13	3	4	1	0	1	5	0	0	0	1-1	3	0	0	0	.357	.615
2018	Tampa Bay	.300	139	487	62	146	33	6	7	61	2	10	9	37-4	96	16	4	11	.354	.435
2019	Tampa Bay	.231	75	238	32	55	13	2	3	19	0	3	8	14-0	47	8	3	4	.293	.340
	Charlotte	.364	3	11	3	4	1	0	1	3	0	0	0	2-0	1	1	0	1	.462	.727
	Durham	.263	5	19	3	5	2	0	0	0	0	0	0	2-0	4	1	0	0	.333	.368
	GCL Rays	.000	1	3	0	0	0	0	0	0	0	0	0	0-0	0	0	0	0	.000	.000
2020	Tampa Bay	.286	50	168	24	48	9	2	4	17	0	1	5	10-1	35	8	2	1	.342	.435
Minor League Totals		.287	650	2595	393	746	173	40	59	330	7	19	47	160-7	477	60	16	43	.338	.453
Rays Totals		.279	264	893	118	249	55	10	14	97	2	14	22	61-5	178	32	9	16	.335	.410
Major League Totals		.277	300	1002	132	278	57	10	16	113	2	16	22	68-6	197	34	9	19	.332	.402

1: Selected by the Cleveland Indians in the sixth round of the 2012 June Draft...signed by Brent Urchbeck. 2: Acquired by the Oakland Athletics from Cleveland in exchange for INF/OF Brandon Moss, December 8, 2014. 3: Acquired by the Tampa Bay Rays from Oakland in exchange for a player to be named (C Jonah Heim), December 11, 2017.

CAREER FIELDING

YEAR	POSITION	PCT	G	PO	A	E	TC	DP
2016	Second Base	.983	28	45	71	2	118	20
2017	Second Base	1.000	5	6	7	0	13	3
2018	Second Base	.989	101	149	222	4	375	57
	Third Base	1.000	20	13	39	0	52	4
	Left Field	.950	16	18	1	1	20	0
	Shortstop	.935	10	5	24	2	31	7
	Right Field	-	1	0	0	0	0	0
2019	Second Base	1.000	48	59	96	0	155	21
	Third Base	.945	27	17	35	3	55	2
	Shortstop	1.000	10	8	18	0	26	6
	Right Field	-	1	0	0	0	0	0
2020	Third Base	.934	28	17	40	4	61	5
	Second Base	1.000	20	26	36	0	62	7
	Shortstop	.974	10	7	30	1	38	5
Totals		.992	202	285	432	6	723	108
	Third Base	.958	75	47	114	7	168	11
	Shortstop	.968	30	20	72	3	95	18
	Left Field	.950	16	18	1	1	20	0
	Right Field	-	2	0	0	0	0	0

POSTSEASON BATTING

YEAR	SERIES	CLUB	AVG	G	AB	R	H	2B	3B	HR	RBI	SH	SF	HB	BB-I	SO	SB	CS	GDP	OBP	SLG
2019	ALWC	TB vs. OAK	-	1	0	0	0	0	0	0	0	0	0	0	0-0	0	0	0	0	-	-
	ALDS	TB vs. HOU	.200	4	10	1	2	1	0	0	1	0	0	0	0-0	5	0	0	1	.200	.300
Postseason Totals			.200	5	10	1	2	1	0	0	1	0	0	0	0-0	5	0	0	1	.200	.300



CAREER BREAKDOWN

	2020					CAREER				
	AVG	AB	H	HR	RBI	AVG	AB	H	HR	RBI
Total	.286	168	48	4	17	.277	1002	278	16	113
vs. Left	.294	34	10	0	3	.253	190	48	0	27
vs. Right	.284	134	38	4	14	.283	812	230	16	86
Home	.277	83	23	1	5	.258	466	120	5	48
Away	.294	85	25	3	12	.295	536	158	11	65
Grass	.296	71	21	2	9	.295	512	151	10	59
Turf	.278	97	27	2	8	.259	490	127	6	54
Interleague	.319	69	22	3	9	.289	142	41	6	17
Pre-All Star	.286	168	48	4	17	.269	527	142	8	52
Post-All Star	-	-	-	-	-	.286	475	136	8	61
March	-	-	-	-	-	.000	12	0	0	1
April	-	-	-	-	-	.325	83	27	1	10
May	-	-	-	-	-	.263	76	20	1	5
June	-	-	-	-	-	.192	130	25	0	9
July	.300	20	6	1	2	.302	162	49	4	17
August	.274	73	20	1	8	.292	185	54	4	28
September	.293	75	22	2	7	.286	346	99	6	41
October	-	-	-	-	-	.500	8	4	0	2
vs. ATL	.333	15	5	1	2	.321	28	9	1	4
vs. BAL	.389	18	7	1	3	.316	114	36	1	15
vs. BOS	.333	27	9	0	2	.317	101	32	2	11
vs. CLE	-	-	-	-	-	.278	36	10	0	2
vs. CWS	-	-	-	-	-	.375	32	12	2	5
vs. DET	-	-	-	-	-	.188	16	3	0	1
vs. HOU	-	-	-	-	-	.228	57	13	1	6
vs. KC	-	-	-	-	-	.341	44	15	0	8
vs. LAA	-	-	-	-	-	.208	53	11	0	3
vs. LAD	-	-	-	-	-	.125	8	1	0	0
vs. MIA	.231	26	6	1	3	.267	45	12	2	4
vs. MIN	-	-	-	-	-	.341	41	14	1	7
vs. NYM	.455	11	5	1	1	.474	19	9	2	2
vs. NYY	.111	27	3	0	3	.170	112	19	1	8
vs. OAK	-	-	-	-	-	.324	34	11	1	2
vs. PHI	.375	8	3	0	3	.227	22	5	1	7
vs. SEA	-	-	-	-	-	.227	44	10	0	5
vs. TEX	-	-	-	-	-	.356	59	21	1	9
vs. TOR	.259	27	7	0	0	.256	117	30	0	14
vs. WAS	.333	9	3	0	0	.250	20	5	0	0
As DH	-	-	-	-	-	-	-	-	-	-
As PH	.500	2	1	0	0	.412	17	7	0	4




48

LEFT-HANDED PITCHER

RYAN YARBROUGH

Ryan Christian Yarbrough (YAHR-bro)



BATS **RIGHT**

THROWS **LEFT**

HEIGHT **6'5"**

WEIGHT **205**

SEASON-ENDING AGE **28**

MAJOR LEAGUE SERVICE **2 years, 147 days**

BORN **12/31/91 in Austin, TX**

RESIDES **Tampa, FL**

CONTRACT STATUS **Signed through 2020**

SIGNING SCOUT **Devitt Moore (Mariners)**

ACQUIRED **From the Seattle Mariners along with OF Mallex Smith and INF Carlos Vargas in exchange for LH Drew Smyly, 1/11/17**

2020 SEASON

- Totaled 11 apps (9 starts), with his first 8 apps coming from the starting rotation.
- Missed a start while on the 10-day IL for left groin tightness, from Aug 29–Sep 6.
- Allowed 2 runs (or fewer) in seven of his 11 apps, including four scoreless outings, but yielded 4 runs (or more) in his other 4 apps.
- Ended the season winless in his last 17 starts, going 0-7 with a 4.72 ERA (89.2-IP, 47-ER) during that stretch...this tied the longest winless streak for a traditional starter in franchise history, joining Jason Hammel from April 11, 2006–Aug 28, 2007...his last win as a starter was Aug 11, 2019 at SEA...has received 1 run (or fewer) of support in 10 of 17 starts during this drought.
- His only win came in his first app in relief...in his career, is 23-5 with a 3.63 ERA (183.2-IP, 74-ER) in 48 apps out of the bullpen and 5-11 with a 4.30 ERA (161-IP, 77-ER) in 29 starts.
- Since 2018, leads the majors with 23 relief wins, ahead of SD Craig Stammen (20)...his 183.2 IP out of the bullpen since then ranks 3rd behind OAK Yusmeiro Petit (197.2) and Stammen (185).
- Threw first-pitch strikes to 67.2 pct. of batters faced, and 68.4 pct. of his pitches were strikes, the 4th- and 5th-highest rates in the majors (min. 50 IP)...averaged 15.0 pitches per inning, 6th in the majors and 4th in the AL (min. 50 IP).
- Yielded 2 BB (or fewer) in 10 of 11 apps...his start with 3 BB (July 30 at ATL) ended a run of 2 BB (or fewer) in 39 straight apps (16 starts).
- Batters had an avg. exit velocity of 82.6 mph, according to StatCast, 2nd-lowest in the majors (min. 50 batted balls)...the only pitcher ahead of him was MIL Alex Claudio (81.7).

- Over the last two seasons, has thrown his cutter for 36.5 pct. of his pitches, according to StatCast, 3rd-highest in the majors (min. 2,000 pitches).
- Made his third straight Opening Day roster, first as a regular member of the starting rotation.
- On July 30 at ATL, yielded 2 hits and became the first Rays pitcher to take the loss in an outing of 6 IP (or more) and 2 hits (or fewer) since Tyler Glasnow on Aug 31, 2018 at CLE.
- On Sep 8 at WAS, returned from a minimum 10-day stint on the injured list but lasted 2.2 IP, his shortest outing since April 12, 2019 at TOR (2 IP, relief) and the shortest start of his career.
- On Sep 15 vs. WAS, pitched in relief for the first time since Aug 6, 2019 vs. TOR...followed opener John Curtiss and his only run allowed in 5.2 IP was a RBI groundout in the 6th inning...marked his first win since Aug 11, 2019 at SEA.
- On Sep 20 at BAL, went 7 IP and faced the first batter of the 8th inning, becoming the first Rays starter to pitch into the 8th since he did so on Aug 11, 2019 at SEA (8.2 IP)...three of his 5 hits allowed came within his first 4 BF, including a 2-run single by Renato Núñez.

POSTSEASON HISTORY

- **2019:** Made three scoreless relief apps in the ALDS against the Astros, recording the win in a bullpen game in Game 4 vs. HOU...stranded an inherited runner with a Josh Reddick lineup to end the 2nd inning...pitched a perfect 3rd, then went single, flyout, double in the 4th and was replaced...was the beneficiary of a well-executed relay on a Yordan Álvarez double, with an 8-6-2 putout of José Altuve.



CAREER HIGHS

LONGEST OUTING

8.2, 8/11/19 at SEA

LONGEST RELIEF OUTING

7.0, 5/25/18 vs. BAL

STRIKEOUTS

10, 8/17/19 vs. DET

WALKS

3, 8x-last 7/30/20 at ATL

HR ALLOWED

2, 8x-last 8/21/20 vs. TOR

RUNS ALLOWED

7, 2x-last 6/2/19 vs. MIN

HITS ALLOWED

10, 3x-last 9/15/19 at LAA

WIN STREAK

7G, 7/26/18 - 9/19/18

LOSS STREAK

6G, 9/15/19 - 9/8/20

CAREER PITCHING

YEAR	CLUB	W	L	ERA	G	GS	CG	SHO	SV	IP	H	R	ER	HR	HB	BB-I	SO	WP	BK
2014	Pulaski	0	0	0.00	2	0	0	0	1	4.0	1	0	0	0	0	1-0	5	0	0
	Everett	0	1	1.40	12	10	0	0	0	38.2	25	7	6	1	2	4-0	53	0	0
2015	Bakersfield	4	7	3.76	16	16	0	0	0	81.1	86	44	34	7	5	18-0	74	3	1
	AZL Mariners	0	0	1.80	4	4	0	0	0	10.0	11	5	2	0	0	1-0	13	2	0
	Clinton	0	1	13.50	2	2	0	0	0	5.1	12	8	8	0	1	4-0	1	1	0
2016	Jackson	12	4	2.95	25	25	1	1	0	128.1	112	45	42	7	4	31-0	99	3	0
2017	Durham	13	6	3.43	26	26	0	0	0	157.1	144	65	60	20	8	39-1	159	2	0
2018	Tampa Bay	16	6	3.91	38	6	0	0	0	147.1	140	70	64	18	8	50-6	128	1	0
2019	Tampa Bay	11	6	4.13	28	14	0	0	0	141.2	121	69	65	15	9	20-2	117	0	1
	Durham	2	1	3.81	5	4	0	0	0	26.0	24	11	11	2	3	3-0	35	2	0
2020	Tampa Bay	1	4	3.56	11	9	0	0	0	55.2	54	22	22	5	7	12-1	44	2	0
Minor League Totals		31	20	3.25	92	87	1	1	1	451.0	415	185	163	37	23	101-1	439	13	1
Major League Totals		28	16	3.94	77	29	0	0	0	344.2	315	161	151	38	24	82-9	289	3	1

1: Selected by the Seattle Mariners in the fourth round of the 2014 June Draft...signed by Devitt Moore. 2: Acquired by the Tampa Bay Rays along with OF Mallex Smith and INF Carlos Vargas from Seattle in exchange for LH Drew Smyly, January 11, 2017.

CAREER FIELDING

YEAR	POSITION	PCT	G	PO	A	E	TC	DP
2018	Pitcher	1.000	38	6	16	0	22	2
2019	Pitcher	1.000	28	6	13	0	19	1
2020	Pitcher	1.000	11	2	8	0	10	0
Totals		1.000	77	14	37	0	51	3

POSTSEASON PITCHING

YEAR	SERIES	CLUB	W	L	ERA	G	GS	CG	SHO	SV	IP	H	R	ER	HR	HB	BB-I	SO	WP	BK
2019	ALDS	TB vs. HOU	1	0	0.00	3	0	0	0	0	3.0	2	0	0	0	0	1-0	1	0	0



CAREER BREAKDOWN

	2020										CAREER									
	W	L	SV	ERA	G	GS	IP	H	ER		W	L	SV	ERA	G	GS	IP	H	ER	
Total	1	4	0	3.56	11	9	55.2	54	22		28	16	0	3.94	77	29	344.2	315	151	
Home	1	1	0	3.51	5	3	25.2	28	10		12	9	0	4.46	38	13	169.2	169	84	
Away	0	3	0	3.60	6	6	30.0	26	12		16	7	0	3.45	39	16	175.0	146	67	
Grass	0	3	0	4.63	5	5	23.1	22	12		14	6	0	3.68	34	14	154.0	132	63	
Turf	1	1	0	2.78	6	4	32.1	32	10		14	10	0	4.15	43	15	190.2	183	88	
Starter	0	4	0	4.05	9	9	46.2	46	21		5	11	0	4.30	29	29	161.0	149	77	
Reliever	1	0	0	1.00	2	0	9.0	8	1		23	5	0	3.63	48	0	183.2	166	74	
Pre-All Star	1	4	0	3.56	11	9	55.2	54	22		16	11	0	3.88	49	18	208.2	192	90	
Post-All Star	-	-	-	-	-	-	-	-	-		12	5	0	4.04	28	11	136.0	123	61	
Interleague	1	2	0	2.55	5	3	24.2	20	7		2	6	0	4.34	13	6	56.0	53	27	
March	-	-	-	-	-	-	-	-	-		0	0	0	2.25	1	0	4.0	4	1	
April	-	-	-	-	-	-	-	-	-		3	2	0	6.47	11	1	32.0	29	23	
May	-	-	-	-	-	-	-	-	-		5	1	0	2.60	8	3	45.0	34	13	
June	-	-	-	-	-	-	-	-	-		6	4	0	4.17	12	4	58.1	58	27	
July	0	1	0	1.54	2	2	11.2	6	2		6	2	0	3.26	15	4	60.2	50	22	
August	0	1	0	4.62	5	5	25.1	29	13		3	1	0	2.81	15	10	77.0	62	24	
September	1	2	0	3.38	4	2	18.2	19	7		5	6	0	5.45	15	7	67.2	78	41	
October	-	-	-	-	-	-	-	-	-		-	-	-	-	-	-	-	-	-	
vs. ATL	0	1	0	2.84	1	1	6.1	2	2		0	2	0	5.56	2	2	11.1	8	7	
vs. BAL	0	1	0	2.57	1	1	7.0	5	2		3	1	0	3.24	8	3	41.2	42	15	
vs. BOS	0	1	0	8.68	2	2	9.1	13	9		3	2	0	5.64	11	5	44.2	49	28	
vs. CLE	-	-	-	-	-	-	-	-	-		2	0	0	2.19	2	1	12.1	6	3	
vs. COL	-	-	-	-	-	-	-	-	-		1	0	0	2.08	1	0	4.1	3	1	
vs. CWS	-	-	-	-	-	-	-	-	-		0	0	0	3.97	2	1	11.1	8	5	
vs. DET	-	-	-	-	-	-	-	-	-		1	0	0	0.00	2	1	9.1	4	0	
vs. HOU	-	-	-	-	-	-	-	-	-		0	1	0	2.92	2	1	12.1	11	4	
vs. KC	-	-	-	-	-	-	-	-	-		2	0	0	4.91	3	1	14.2	15	8	
vs. LAA	-	-	-	-	-	-	-	-	-		2	2	0	7.25	4	2	22.1	28	18	
vs. MIA	0	0	0	0.00	1	1	6.2	4	0		0	1	0	2.63	3	2	13.2	10	4	
vs. MIN	-	-	-	-	-	-	-	-	-		1	1	0	6.46	6	1	15.1	17	11	
vs. NYM	-	-	-	-	-	-	-	-	-		0	0	0	0.00	1	0	2.0	1	0	
vs. NYY	-	-	-	-	-	-	-	-	-		3	2	0	3.15	6	0	20.0	15	7	
vs. OAK	-	-	-	-	-	-	-	-	-		1	0	0	3.29	3	0	13.2	12	5	
vs. PHI	0	0	0	0.00	1	0	3.1	3	0		0	1	0	2.25	2	1	8.0	6	2	
vs. SEA	-	-	-	-	-	-	-	-	-		1	0	0	0.00	1	1	8.2	3	0	
vs. SF	-	-	-	-	-	-	-	-	-		0	1	0	12.00	1	0	3.0	4	4	
vs. TEX	-	-	-	-	-	-	-	-	-		1	0	0	4.91	2	1	11.0	8	6	
vs. TOR	0	0	0	2.45	3	3	14.2	16	4		6	1	0	2.45	12	5	51.1	44	14	
vs. WAS	1	1	0	5.40	2	1	8.1	11	5		1	1	0	5.93	3	1	13.2	21	9	



10

CATCHER

MIKE ZUNINO

Michael Accorsi Zunino (zoo-NEE-no)



BATS RIGHT

THROWS RIGHT

HEIGHT 6'2"

WEIGHT 235

SEASON-ENDING AGE 29

MAJOR LEAGUE SERVICE 6 years, 165 days

BORN 3/25/91 in Cape Coral, FL

RESIDES Gainesville, FL

CONTRACT STATUS First year of a one-year contract through 2020 plus one club option for 2021

SIGNING SCOUT Rob Mummau (Mariners)

ACQUIRED From the Seattle Mariners along with OF Guillermo Heredia and LH Michael Plassmeyer in exchange for OF Jake Fraley and OF Mallex Smith, 11/8/18

2020 SEASON

- ◆ Appeared in 28 games and made 25 starts, all at catcher, in an injury-shortened season...placed on the 10-day IL (left oblique strain) on Aug 29, retroactive to Aug 26, and reinstated on Sep 20.
- ◆ Made 5 starts after returning from injury.
- ◆ Threw out 26.7 pct. (4 of 15) of attempted base stealers, including his last two attempts.
- ◆ Recorded 3 HR and 9 RBI in his final 14 games, after 1 HR and 1 RBI in his first 14 games.
- ◆ Struck out in 37 of 84 PA (44.0 pct.), 4th in the majors (min. 50 PA)...the highest rate for a qualified hitter was MIN Miguel Sanó (43.9).
- ◆ Eight of his 11 hits (72.7 pct.) went for extra bases (4-2B, 4-HR), including eight of nine before hitting a pair of singles in his final start.
- ◆ Hit .045 (1-for-22) against left-handed pitching and his only hit was a 3-run homer on Aug 20 at NYY, off Luis Avilan...hit .189 (10-for-53) with 4 2B, 3 HR and 7 RBI against righties.
- ◆ Hit .250 (3-for-12) with 1 2B, 2 HR and 4 RBI in 5 games (all starts) against the Yankees and .127 (8-for-63) with 3 2B, 2 HR and 5 RBI in 23 games (20 starts) against all other opponents...doubled and homered in separate games off Gerrit Cole.
- ◆ Made his sixth Opening Day roster and fifth active roster, all starts at catcher.
- ◆ On Aug 8 vs. NYY (G1), snapped a 0-for-23 skid with a 5th-inning double off Gerrit Cole.
- ◆ On Aug 19-20 at NYY, homered in back-to-back games for the first time since Aug 7-10, 2019 (2)...the second of these was a 3-run homer in the 6th inning, helping the Rays complete a 3-game sweep and take over first place in the division.

POSTSEASON HISTORY

- ◆ 2019: Was on the Rays roster for both the Wild Card Game at OAK and Division Series against the Astros, but did not play.

CAREER HIGHS

HITS

4, 4/29/14 at NYY

HITTING STREAK

10G, 7/20/15 - 7/31/15

HOME RUNS

2, 7x-last 8/8/18 at TEX

RBI

7, 6/3/17 vs. TB

RUNS

3, 3x-last 8/8/18 at TEX

WALKS

3, 7/19/13 at HOU

STRIKEOUTS

4, 8x-last 9/28/18 vs. TEX

STOLEN BASES

1, 2x-last 9/14/17 at TEX

HOME RUN HIGHLIGHTS

GRAND SLAMS (1)

6/3/17 vs. TB (Alex Cobb)

MULTI-HR GAMES (7)

2 - 7x-last 8/8/18 at TEX

WALK-OFF (2)

5/26/18 vs. MIN (Matt Magill); 6/7/17 vs. MIN (Brandon Kintzler)



CAREER BATTING

YEAR	CLUB	AVG	G	AB	R	H	2B	3B	HR	RBI	SH	SF	HB	BB-I	SO	SB	CS	GDP	OBP	SLG
2012	Everett	.373	29	110	29	41	10	0	10	35	0	1	4	18-1	26	1	0	2	.474	.736
	Jackson	.333	15	51	6	17	4	0	3	8	0	1	0	5-1	7	0	0	0	.386	.588
2013	Tacoma	.227	52	203	38	46	12	3	11	43	0	4	5	17-1	66	0	0	3	.297	.478
	Seattle	.214	52	173	22	37	5	0	5	14	0	1	3	16-0	49	1	0	5	.290	.329
2014	Seattle	.199	131	438	51	87	20	2	22	60	0	4	17	17-1	158	0	3	12	.254	.404
2015	Seattle	.174	112	350	28	61	11	0	11	28	8	2	5	21-0	132	0	1	6	.230	.300
	Tacoma	.317	10	41	7	13	2	0	3	8	0	0	2	0-0	8	0	0	2	.349	.585
2016	Tacoma	.286	79	280	47	80	15	0	17	57	0	4	8	35-0	69	0	1	3	.376	.521
	Seattle	.207	55	164	16	34	7	0	12	31	0	1	6	21-0	65	0	0	0	.318	.470
2017	Seattle	.251	124	387	52	97	25	0	25	64	0	1	8	39-0	160	1	0	8	.331	.509
	Tacoma	.293	12	41	7	12	2	0	5	11	0	0	0	4-0	5	0	0	1	.356	.707
2018	Modesto	.091	3	11	1	1	1	0	0	0	0	0	0	1-0	4	0	0	0	.167	.182
	Seattle	.201	113	373	37	75	18	0	20	44	0	2	6	24-0	150	0	0	7	.259	.410
	Tacoma	.200	2	5	0	1	0	0	0	1	0	1	0	0-0	2	0	0	0	.167	.200
2019	Tampa Bay	.165	90	266	30	44	10	1	9	32	0	0	3	20-0	98	0	0	4	.232	.312
	Charlotte	.500	2	6	3	3	1	0	0	1	0	0	0	2-0	3	0	0	0	.625	.667
2020	Tampa Bay	.147	28	75	8	11	4	0	4	10	0	0	3	6-0	37	0	0	0	.238	.360
Minor League Totals		.286	204	748	138	214	47	3	49	164	0	11	19	82-3	190	1	1	11	.366	.553
Rays Totals		.161	118	341	38	55	14	1	13	42	0	0	6	26-0	135	0	0	4	.233	.323
Major League Totals		.200	705	2226	244	446	100	3	108	283	8	11	51	164-1	849	2	4	42	.270	.394

1: Selected by the Seattle Mariners in the first round (third overall) of the 2012 June Draft...signed by Rob Mummaw. 2: Acquired by the Tampa Bay Rays along with OF Guillermo Heredia and LH Michael Plassmeyer from Seattle in exchange for OF Jake Fraley and OF Mallex Smith, November 8, 2018.

CAREER FIELDING

YEAR	POSITION	PCT	G	PO	A	E	TC	DP	PB
2013	Catcher	.995	50	363	22	2	387	1	2
2014	Catcher	.995	130	1010	84	5	1099	5	8
2015	Catcher	.994	112	809	44	5	858	6	6
2016	Catcher	1.000	52	400	15	0	415	0	3
2017	Catcher	.993	120	894	56	7	957	5	10
2018	Catcher	.998	111	880	43	2	925	5	10
2019	Catcher	.993	89	763	38	6	807	7	4
2020	Catcher	.996	28	244	15	1	260	2	5
Totals		.995	692	5364	316	28	5708	31	48



CAREER BREAKDOWN

	2020					CAREER				
	AVG	AB	H	HR	RBI	AVG	AB	H	HR	RBI
Total	.147	75	11	4	10	.200	2226	446	108	283
vs. Left	.045	22	1	1	3	.202	643	130	28	62
vs. Right	.189	53	10	3	7	.200	1583	316	80	221
Home	.241	29	7	1	2	.203	1080	219	53	130
Away	.087	46	4	3	8	.198	1146	227	55	153
Grass	.087	46	4	3	8	.201	1983	398	97	252
Turf	.241	29	7	1	2	.198	243	48	11	31
Interleague	.211	19	4	1	2	.205	292	60	11	23
Pre-All Star	.147	75	11	4	10	.192	1259	242	57	158
Post-All Star	-	-	-	-	-	.211	967	204	51	125
March	-	-	-	-	-	.071	14	1	0	1
April	-	-	-	-	-	.207	285	59	10	34
May	-	-	-	-	-	.209	306	64	16	40
June	-	-	-	-	-	.199	417	83	22	58
July	.133	15	2	1	1	.197	391	77	19	45
August	.133	45	6	3	8	.181	420	76	23	59
September	.200	15	3	0	1	.221	389	86	18	46
October	-	-	-	-	-	.000	4	0	0	0
vs. ARI	-	-	-	-	-	.292	24	7	2	5
vs. ATL	.143	7	1	1	1	.250	24	6	1	1
vs. BAL	.000	15	0	0	0	.189	122	23	6	19
vs. BOS	.091	11	1	1	4	.177	130	23	9	18
vs. CHC	-	-	-	-	-	.278	18	5	0	1
vs. CIN	-	-	-	-	-	.083	12	1	0	0
vs. CLE	-	-	-	-	-	.208	77	16	5	12
vs. COL	-	-	-	-	-	.241	29	7	0	1
vs. CWS	-	-	-	-	-	.184	76	14	4	9
vs. DET	-	-	-	-	-	.181	105	19	2	12
vs. HOU	-	-	-	-	-	.166	235	39	9	30
vs. KC	-	-	-	-	-	.219	96	21	8	12
vs. LAA	-	-	-	-	-	.238	256	61	10	43
vs. LAD	-	-	-	-	-	.045	22	1	0	0
vs. MIA	-	-	-	-	-	.235	17	4	0	0
vs. MIL	-	-	-	-	-	.500	4	2	1	3
vs. MIN	-	-	-	-	-	.175	97	17	6	15
vs. NYM	.143	7	1	0	0	.182	22	4	2	2
vs. NYY	.250	12	3	2	4	.211	109	23	7	14
vs. OAK	-	-	-	-	-	.194	232	45	10	19
vs. PHI	.400	5	2	0	1	.235	17	4	0	3
vs. PIT	-	-	-	-	-	.182	11	2	0	0
vs. SD	-	-	-	-	-	.237	38	9	3	4
vs. SEA	-	-	-	-	-	.167	12	2	1	4
vs. SF	-	-	-	-	-	.185	27	5	0	1
vs. STL	-	-	-	-	-	.250	8	2	1	1
vs. TB	-	-	-	-	-	.224	76	17	4	16
vs. TEX	-	-	-	-	-	.216	194	42	11	23
vs. TOR	.167	18	3	0	0	.205	117	24	5	14
vs. WAS	-	-	-	-	-	.053	19	1	1	1
All DH	-	-	-	-	-	.100	10	1	0	0
All PH	-	-	-	-	-	.188	16	3	0	3



OTHER RAYS USED

JOSÉ ALVARADO

José Antonio Alvarado Lizarzabal

46

LHP



BATS **LEFT**

THROWS **LEFT**

HEIGHT **6'2"**

WEIGHT **245**

SEASON-ENDING AGE **25**

MAJOR LEAGUE SERVICE **3 years, 88 days**

BORN **5/21/95 in Maracaibo, VEN**

RESIDES **Maracaibo, VEN**

CONTRACT STATUS **Signed through 2020**

SIGNING SCOUT **Euclides Vargas and Ronnie Blanco (Rays)**

ACQUIRED **Signed as a free agent, 3/13/12**

2020 SEASON

- ♦ Limited to 9 apps due to left shoulder inflammation...placed on the 10-day IL on Aug 15 and transferred to the 45-day IL on Sep 4...became eligible to be reinstated on Sep 29.
- ♦ Yielded 9 hits, 6 BB and 2 HR in 9 IP...his first 3 apps were hitless and scoreless, but allowed run(s) in three of his last 6 apps and at least 1 hit in each of those outings (from July 29-Aug 14).
- ♦ Averaged 21.6 pitches per inning in his 9 apps.

- ♦ Made his third consecutive Opening Day roster...pitched on Opening Day for the first time in his career, a scoreless 9th inning in the 6-4 loss.
- ♦ Was on the paternity list from Aug 7-9 for the birth of his daughter.
- ♦ On Aug 14 at TOR, in his final app of the season, allowed 4 runs in 0.2 IP...started the 8th inning with a walk, hit batter and single to load the bases...yielded a run-scoring wild pitch, then got a strikeout before allowing a 3-run homer to Teoscar Hernández.

YEAR	CLUB	W	L	ERA	G	GS	CG	SHO	SV	IP	H	R	ER	HR	HB	BB-I	SO	WP	BK
2020	Tampa Bay	0	0	6.00	9	0	0	0	0	9.0	9	7	6	2	2	6-0	13	3	0
Major League Totals		2	15	3.46	149	1	0	0	15	132.2	104	58	51	6	3	71-8	161	15	0



JALEN BEEKS

68

LHP

Jalen Christopher Beeks



BATS **LEFT**

THROWS **LEFT**

HEIGHT **5'11"**

WEIGHT **215**

SEASON-ENDING AGE **27**

MAJOR LEAGUE SERVICE **2 years, 70 days**

BORN **7/10/93 in Fayetteville, AR**

RESIDES **Prairie Grove, AR**

CONTRACT STATUS **Signed through 2020**

SIGNING SCOUT **Chris Mears (Red Sox)**

ACQUIRED **From the Boston Red Sox in exchange for RH Nathan Eovaldi, 7/25/18**

2020 SEASON

- Underwent Tommy John surgery on Sep 2, performed by Dr. Keith Meister in Arlington, Texas...returned home to Arkansas to begin his initial phases of rehab.
- Placed on the 45-day IL on Aug 26...at the time of the injury, his 19.1 IP led major league relievers and his 26 SO ranked 2nd among relievers behind CLE James Karinchak (31).
- Recorded 4 outs (or more) in nine of his 12 apps and went 2 IP (or more) four times.
- In his last 10 apps, from July 30-Aug 25, went 1-1 with a 2.51 ERA (14.1-IP, 4-ER).

- Made his second consecutive Opening Day roster, both with the Rays.
- On Opening Day vs. TOR, struck out Cavan Biggio and Vladimir Guerrero Jr. in the 7th inning and struck out the side in the 8th...his 5 SO tied his own Opening Day club record among relievers, after doing it in 2019 vs. HOU.
- On July 27 vs. ATL, his 7 SO tied for the 2nd-most of his career and were one shy of matching his career high...recorded 3 SO in the 6th inning, 2 SO in the 7th and 2 SO in the 8th.
- On Aug 19 at NYY, inherited 2-on, 1-out in the 9th inning and struck out Miguel Andújar and Thairo Estrada for his second career save.

YEAR	CLUB	W	L	ERA	G	GS	CG	SHO	SV	IP	H	R	ER	HR	HB	BB-I	SO	WP	BK
2020	Tampa Bay	1	1	3.26	12	0	0	0	1	19.1	21	9	7	1	0	4-0	26	2	0
Major League Totals		12	5	4.54	59	4	0	0	2	174.1	188	96	88	19	12	68-1	157	5	0



YONNY CHIRINOS

72

RHP



Yonny Enrique Chirinos Mejias (chih-REE-nos)

BATS RIGHT

THROWS **RIGHT**

HEIGHT **6'2"**

WEIGHT **225**SEASON-ENDING AGE **26**

MAJOR LEAGUE SERVICE **2 years, 137 days**

BORN **12/26/93** in **Bachaquero, VEN**

RESIDES **Bachaquero, VEN**

CONTRACT STATUS **Signed through 2020**

SIGNING SCOUT **Euclides Vargas and Ronnie Blanco (Rays)**

ACQUIRED Signed as a free agent, 6/29/12

2020 SEASON

- Underwent Tommy John surgery on Aug 24, performed by Dr. Koco Eaton in St. Petersburg.
- Limited to 3 apps (all starts) due to two stints on the injured list...sidelined from Aug 3-15 due to right triceps inflammation...returned on Aug 16 to start the second game of a doubleheader

- ◆ Made his third Opening Day roster and started the club's fifth game of the season.

YEAR	CLUB	W	L	ERA	G	GS	CG	SHO	SV	IP	H	R	ER	HR	HB	BB-I	SO	WP	BK
2020	Tampa Bay	0	0	2.38	3	3	0	0	0	11.1	14	4	3	2	2	4-0	10	0	0
Major League Totals		14	10	3.65	47	28	0	0	0	234.1	210	105	95	32	10	57-3	199	9	3

Major League Totals	14	10	3.65	47	28	0	0	0	234.1	210	105	95	32	10	57-3	199	9	3
---------------------	----	----	------	----	----	---	---	---	-------	-----	-----	----	----	----	------	-----	---	---



ÉDGAR GARCÍA

58**RHP****Édgar Ernesto García Melendez****BATS RIGHT****THROWS RIGHT****HEIGHT 6'1"****WEIGHT 205****SEASON-ENDING AGE 23****MAJOR LEAGUE SERVICE 145 days****BORN 10/4/96 in Palenque, DR****RESIDES San Cristobal, DR****CONTRACT STATUS Signed through 2020****SIGNING SCOUT Carlos Salas (Phillies)****ACQUIRED From the Philadelphia Phillies in exchange for a player to be named or cash considerations, 8/18/20**

2020 SEASON

- ◆ Designated for assignment by the Phillies on Aug 13...acquired by the Rays on Aug 18 and assigned to the alternate training site...made 4 apps in his Aug 23-Sep 2 stint with the Rays.
- ◆ Yielded 4 BB to 16 BF and two of his 3 hits allowed were homers...recorded 1 SO in 3.1 IP, compared to 45 SO in 39 IP in 2019 (with PHI).
- ◆ On Aug 25 vs. BAL, in his second app with the Rays, inherited an 0-2 count from Jalen Beeks

with 1-on, 1-out in the 9th inning and got a strikeout and groundout for his first career save.

- ◆ On Aug 31 at NYY, allowed a solo homer to Gio Urshela in the 7th inning...replaced after a single and Luke Voit 2-run homer to his only 2 BF in the 8th...marked the fifth time in 41 career apps he allowed multiple homers.

YEAR	CLUB	W	L	ERA	G	GS	CG	SHO	SV	IP	H	R	ER	HR	HB	BB-I	SO	WP	BK
2020	Tampa Bay	0	0	10.80	4	0	0	0	1	3.1	3	4	4	2	0	4-0	1	0	0
Major League Totals		2	0	6.17	41	0	0	0	1	42.1	41	29	29	13	0	30-2	46	4	0



SEAN GILMARTIN

Sean Patrick Gilmartin

85

LHP



BATS **LEFT**

THROWS **LEFT**

HEIGHT **6'2"**

WEIGHT **205**

SEASON-ENDING AGE **30**

MAJOR LEAGUE SERVICE **1 year, 158 days**

BORN **5/8/90 in Thousand Oaks, CA**

RESIDES **Tampa, FL**

CONTRACT STATUS **Signed through 2020**

SIGNING SCOUT **Hugh Buchanan (Braves)**

ACQUIRED **Signed as a free agent, 2/6/20**

2020 SEASON

- ◆ Made 2 apps spanning three stints with the Rays, allowing run(s) in each outing...was on the active roster on Aug 7-8, Aug 22 and Sep 18-19.
- ◆ Designated for assignment twice (Aug 9, Aug 23), but each time cleared waivers and was out-righted to the alternate training site.
- ◆ Appeared in the majors for a sixth straight season...the Rays were his third different team.
- ◆ On Aug 8 vs. NYY (G1), made his Rays debut and allowed 3 runs, on a solo homer by Giancarlo Stanton and 2-run shot by Aaron Judge.

- ◆ On Aug 22 vs. TOR, allowed a run in a 30-pitch 5th inning...yielded 3 BB, including one with the bases loaded on a full count to Cavan Biggio.

POSTSEASON HISTORY

- ◆ **2015:** Was on the Mets ALCS and World Series roster but only pitched once in the postseason... in Game 2 of the World Series at KC, faced two batters in a 7-1 deficit: a Ben Zobrist groundout and Lorenzo Cain pop out.

YEAR	CLUB	W	L	ERA	G	GS	CG	SHO	SV	IP	H	R	ER	HR	HB	BB-I	SO	WP	BK
2020	Tampa Bay	0	0	8.31	2	0	0	0	0	4.1	7	4	4	2	0	4-0	5	0	0
Major League Totals		4	5	4.34	81	3	0	0	0	112.0	116	54	54	16	5	43-6	90	2	0



ANDREW KITTREDGE

36**RHP****Andrew Michael Kittredge** (KIT-rij)**BATS RIGHT****THROWS RIGHT****HEIGHT 6'1"****WEIGHT 230****SEASON-ENDING AGE 30****MAJOR LEAGUE SERVICE 2 years, 70 days****BORN 3/17/90 in Spokane, WA****RESIDES Spokane, WA****CONTRACT STATUS Signed through 2020****SIGNING SCOUT Joe Ross (Mariners)****ACQUIRED From the Seattle Mariners along with 1B Dalton Kelly and RH Dylan Thompson in exchange for INF/OF Richie Shaffer and INF/OF Taylor Motter, 11/18/16**

2020 SEASON

- ◆ Placed on the 45-day IL (right UCL sprain) on Aug 12, ending his season...made 8 apps (1 start) in the club's first 18 games before the injury.
- ◆ Made his second Opening Day roster.
- ◆ His last 6 apps (1 start) were scoreless.
- ◆ On Aug 10 at BOS, entered with 1 out in the 9th inning and allowed a single to J.D. Martinez, then got a flyout and strikeout for his first career save...the next night, made his first start of the season but was replaced due to injury after 2 BF.

- ◆ According to Stats LLC, he became the seventh pitcher since saves became an official stat in 1969 to record a save, then start the team's next game with no off days in between...he joined LAA Noé Ramirez (Aug 27-28, 2018), TB Erasmo Ramirez (May 28-29, 2017), SF Andy McGaffigan (July 24-25, 1983), LAD Andy Messersmith (May 30-31, 1975), MIL Jim Lonborg (May 12-13, 1972) and SF Rich Robertson (April 30-May 1, 1971).

YEAR	CLUB	W	L	ERA	G	GS	CG	SHO	SV	IP	H	R	ER	HR	HB	BB-I	SO	WP	BK
2020	Tampa Bay	0	0	2.25	8	1	0	0	1	8.0	8	2	2	0	0	2-0	3	0	0
Major League Totals		4	3	4.93	93	11	0	0	1	111.1	126	65	61	16	3	37-6	105	4	0



|||||

BRIAN O'GRADY

Brian Patrick O'Grady

BATS LEFT	THROWS RIGHT	HEIGHT 6'2"	WEIGHT 215
------------------	---------------------	--------------------	-------------------

SEASON-ENDING AGE **28**

MAJOR LEAGUE SERVICE **73 days**


BORN **5/17/92 in Philadelphia, PA**

RESIDES **Philadelphia, PA**

CONTRACT STATUS **Signed through 2020**

SIGNING SCOUT **Lee Seras (Reds)**

ACQUIRED **From the Cincinnati Reds in exchange for a player to be named or cash considerations, 11/27/19**



2020 SEASON

- ♦ In his first season with the Rays, appeared in 2 games and started once spanning two stints with the club: Aug 4-5 and Aug 29-Sep 1.
- ♦ Did not appear in a game during his first stint.

- ♦ On Aug 30 at MIA, made his Rays debut with a start in left field...singled off Sandy Alcantara in the 4th inning and doubled off Robert Dugger in the 5th...recorded his third career multi-hit game and his first career stolen base.

YEAR	CLUB	AVG	G	AB	R	H	2B	3B	HR	RBI	SH	SF	HB	BB-1	SO	SB	CS	GDP	OBP	SLG
2020	Tampa Bay	.400	2	5	2	2	1	0	0	0	0	0	0	0-0	1	1	0	0	.400	.600
Major League Totals		.213	30	47	6	10	3	1	2	3	0	0	2	4-0	18	1	0	0	.302	.447



BRETT PHILLIPS

14

OF

Brett Maverick Phillips

BATS **LEFT**

THROWS **RIGHT**

HEIGHT **6'0"**

WEIGHT **195**



SEASON-ENDING AGE **26**

MAJOR LEAGUE SERVICE **2 years, 13 days**

BORN **5/30/94 in Seminole, FL**

RESIDES **Largo, FL**

CONTRACT STATUS **Signed through 2020**

SIGNING SCOUT **John Martin (Astros)**

ACQUIRED **From the Kansas City Royals in exchange for INF Lucius Fox, 8/27/20**

2020 SEASON

- ◆ Acquired from the Royals on Aug 27 and placed on the COVID-19 Related IL for intake screening...reinstated on Sep 4 and remained on the active roster through season's end.
- ◆ Became the third product of Seminole High School to play for the Rays, following 1B Casey Kotchman (2011) and C Bobby Wilson (2015-16).
- ◆ Has spent time at all three outfield positions in his career and is errorless since making one in his major league debut on June 5, 2017 vs. SF.
- ◆ Appeared in 17 games and made 8 starts (7-RF, 1-CF) for the Rays...hit .150 (3-for-20) but all 3 hits tied the game or gave the Rays the lead.

- ◆ On Sep 4 vs. MIA, became the third player to make his Rays debut as a pinch-runner, following Jake Elmore in 2015 and Fernando Perez in 2008...was the first of those players to steal a base as a pinch-runner in his debut.
- ◆ On Sep 17 at BAL (G1), hit a RBI triple in the 2nd inning for his first hit with the Rays.
- ◆ On Sep 25 vs. PHI, hit a game-tying homer in the 6th inning, his first since July 27 at DET (with KC)...also singled in the 2nd and walked twice, reaching base a career-high four times.

YEAR	CLUB	AVG	G	AB	R	H	2B	3B	HR	RBI	SH	SF	HB	BB-I	SO	SB	CS	GDP	OBP	SLG
2020	Kansas City	.226	18	31	8	7	0	1	1	2	0	0	0	3-0	8	3	1	0	.294	.387
	Tampa Bay	.150	17	20	2	3	0	1	1	3	0	0	0	5-0	7	3	0	0	.320	.400
Major League Totals		.202	153	337	41	68	9	5	10	34	3	3	2	38-2	133	15	2	3	.284	.347





TREVOR RICHARDS

34

RHP

Trevor Michael Richards

BATS **RIGHT**

THROWS **RIGHT**

HEIGHT **6'2"**

WEIGHT **195**



SEASON-ENDING AGE **27**

MAJOR LEAGUE SERVICE **2 years, 98 days**

BORN **5/15/93 in Aviston, IL**

RESIDES **Aviston, IL**

CONTRACT STATUS **Signed through 2020**

SIGNING SCOUT **David Espinosa (Marlins)**

ACQUIRED **From the Miami Marlins along with RH Nick Anderson in exchange for OF Jesús Sánchez and RH Ryne Stanek, 7/31/19**

2020 SEASON

- ◆ Made 9 apps (4 starts) spanning three stints with the Rays: Opening Day–Aug 3, Aug 6–Sep 6 and Sep 17 (29th Man)...remains unbeaten (3-0) since making his Rays debut on Aug 18, 2019.
- ◆ Has a 3-game winning streak spanning 15 apps (6 starts) since Aug 23, 2019 at BAL, tying his career high from May 17–June 2, 2019...this is on the heels of a career-long 12-game winless drought from June 8–Aug 18, 2019, during which he was 0-7 with a 5.88 ERA (49-IP, 32-ER).
- ◆ Over the 2019-20 seasons, threw his changeup for 37.0 pct. of his pitches, according to StatCast...over that stretch, 84 of his 154 SO (54.5 pct.) came on the changeup, 3rd-highest in the majors (min. 100 SO) behind CIN Luis Castillo (65.7 pct.) and STL/NYM Michael Wacha (55.3)...has held

opponents to a .216 avg. (65-for-301) since then in at-bats ending with the changeup.

- ◆ Yielded 4 HR in his final 3 apps (2 starts) spanning 11 IP and 6 HR in his final 6 apps (4 starts).
- ◆ Faced the Yankees three times and had a 3.09 ERA (11.2-IP, 4-ER) and 11 SO against them.
- ◆ Made his third consecutive Opening Day roster, following 2018-19 (with MIA).
- ◆ On Aug 9 vs. NYY, replaced the injured Charlie Morton in the 3rd inning and went 4 IP...both runs allowed were unearned in the 5th, after a missed catch error by Manuel Margot...marked his longest app without allowing an earned run since Aug 23, 2019 at BAL (6 IP).

YEAR	CLUB	W	L	ERA	G	GS	CG	SHO	SV	IP	H	R	ER	HR	HB	BB-I	SO	WP	BK
2020	Tampa Bay	0	0	5.91	9	4	0	0	0	32.0	44	24	21	6	0	11-0	27	1	0
Major League Totals		10	21	4.41	64	52	0	0	0	293.2	292	152	144	40	10	121-11	284	13	1



CHAZ ROE

Chaz Daniel Roe

52

RHP



BATS **RIGHT**

THROWS **RIGHT**

HEIGHT **6'5"**

WEIGHT **190**

SEASON-ENDING AGE **33**

MAJOR LEAGUE SERVICE **5 years, 94 days**

BORN **10/9/86 in Steubenville, OH**

RESIDES **Lancaster, KY**

CONTRACT STATUS **Signed through 2020**

SIGNING SCOUT **Scott Corman (Rockies)**

ACQUIRED **From the Atlanta Braves in exchange for cash considerations, 7/18/17**

2020 SEASON

- ◆ Placed on the 10-day IL (right elbow soreness) on Aug 22, retroactive to Aug 20...transferred to the 45-day IL on Aug 29, ending his season.
- ◆ Opponents hit .294 (10-for-34) against him in his 10 apps...righties hit .333 (9-for-27) against him, compared to .211 (110-for-521) from 2013-19.
- ◆ Pitched to a 1.59 ERA (5.2-IP, 1-ER) in his last 5 apps, lowering his season ERA from 4.91 to 2.89.
- ◆ Made his fourth consecutive Opening Day roster and third straight with Rays.
- ◆ On Aug 1 at BAL, faced one batter and allowed an 11th-inning walk-off single to Pat Valaika

on a 0-2 pitch...it was the second walk-off hit allowed in his career, following José Bautista's grand slam on July 6, 2018 at NYM.

- ◆ On Aug 7 vs. NYY, pitched around a leadoff double in the 8th inning and pitched a perfect 9th... was the winning pitcher in the 1-0 victory.
- ◆ On Aug 18 at NYY, pitched a scoreless 9th inning for his third career save, all with the Rays, following July 31, 2019 at BOS and June 9, 2018 vs. SEA...the next night in the Bronx, walked two of his 3 BF in his final app of the season.

YEAR	CLUB	W	L	ERA	G	GS	CG	SHO	SV	IP	H	R	ER	HR	HB	BB-I	SO	WP	BK
2020	Tampa Bay	2	0	2.89	10	0	0	0	1	9.1	10	4	3	0	1	3-0	9	0	0
Major League Totals		11	8	3.82	244	0	0	0	3	216.2	188	101	92	19	13	102-9	243	8	1



RYAN SHERRIFF

71**LHP****Ryan Sebastian Sherriff****BATS LEFT****THROWS LEFT****HEIGHT 6'1"****WEIGHT 190****SEASON-ENDING AGE 30****MAJOR LEAGUE SERVICE 156 days****BORN 5/25/90 in Culver City, CA****RESIDES Los Angeles, CA****CONTRACT STATUS Signed through 2020****ACQUIRED Signed as a free agent, 10/17/18**

2020 SEASON

- ◆ Made 10 apps, all scoreless, spanning two stints with the Rays...was on the active roster from Aug 26-Sep 3 and Sep 10 through season's end.
- ◆ Struck out two in 9.2 IP and did not record a strikeout in his first 7 apps...was the 3rd-longest streak for a Rays pitcher without a strikeout to start the season behind Xavier Cedeño (9) in 2017 and Dan Jennings (8) in 2017.
- ◆ On Aug 26 vs. BAL, made his Rays debut and first app in the majors since May 7, 2018 vs. MIN (with STL), going 841 days in between...pitched a

perfect 8th inning and got the win after Michael Perez hit a go-ahead homer in the bottom half.

- ◆ On Sep 18 at BAL, pitched a perfect 9th inning for his first career save...became the 11th Rays pitcher with a save, tying the single-season club record...the Rays tied the major league record the next day when Ryan Thompson got one.
- ◆ On Sep 21 at NYM, pitched the 8th inning and recorded the second out with a strikeout of Jeff McNeil, who became his first strikeout victim since May 7, 2018 vs. MIN (Joe Mauer).

YEAR	CLUB	W	L	ERA	G	GS	CG	SHO	SV	IP	H	R	ER	HR	HB	BB-I	SO	WP	BK
2020	Tampa Bay	1	0	0.00	10	0	0	0	1	9.2	6	0	0	0	0	2-0	2	0	0
Major League Totals		3	1	2.73	28	0	0	0	1	29.2	27	9	9	3	2	8-0	20	0	0



AARON SLEGERS

Aaron Allan Slegers (SLEH-gurs)

57

RHP



BATS **RIGHT**

THROWS **RIGHT**

HEIGHT **6'10"**

WEIGHT **260**

SEASON-ENDING AGE **28**

MAJOR LEAGUE SERVICE **1 year, 86 days**

BORN **9/4/92 in Long Beach, CA**

RESIDES **Scottsdale, AZ**

CONTRACT STATUS **Signed through 2020**

SIGNING SCOUT **Jeff Pohl (Twins)**

ACQUIRED **From the Pittsburgh Pirates in exchange for cash considerations, 3/30/19**

2020 SEASON

- ◆ Made 11 apps (1 start) over three stints with the Rays (Aug 12, Aug 15-16, Aug 19 through season's end)...went 2 IP (or more) in nine of his 11 apps, including his last 8 apps beginning Aug 22.
- ◆ Allowed 1 run in his last 3 apps spanning 8.2 IP...yielded 5 runs in his third inning of work in his season debut, but after that had a 1.88 ERA (24-IP, 5-ER) in 10 apps (1 start), with 5 BB and 18 SO.
- ◆ Yielded 1 HR in 26 IP and it came in his first outing of the season...only allowed 1 XBH in his last 10 apps (1 start)—a double on Sep 5 vs. MIA.
- ◆ On Aug 12 at BOS, was selected to the active roster and made his season debut...yielded six consecutive hits to start the 8th inning, including a grand slam to J.D. Martinez, the first grand slam allowed in his career.
- ◆ On Aug 16 at TOR, pitched a perfect 8th inning to give the Rays a 7-5 extra-inning win, going

groundout, strikeout, groundout...was the second save of his career, but the first was of the 3-inning variety on Aug 23, 2019 at BAL.

- ◆ On Aug 22 vs. TOR, made his first start since July 10, 2018 vs. KC (with MIN) and retired 12 of his 13 BF...his only baserunner came on a E4 (fielding) to start the 3rd inning...marked his longest app since July 5, 2018 vs. BAL (6 IP).
- ◆ On Sep 2 at NYY, retired his first 6 BF and his only hit allowed was a 1-out single by Gary Sánchez, his last batter faced, in the 9th inning...the hit snapped a streak of 9.2 consecutive hitless innings, with 0 BB over that span.
- ◆ On Sep 26 vs. PHI, recorded his third career save, pitching the 7th, 8th and 9th innings of a 4-3 win...became the second reliever in club history to record a save and induce 2 GDP in a game, joining J.P. Howell on April 17, 2008 at MIN.

YEAR	CLUB	W	L	ERA	G	GS	CG	SHO	SV	IP	H	R	ER	HR	HB	BB-I	SO	WP	BK
2020	Tampa Bay	0	0	3.46	11	1	0	0	2	26.0	18	10	10	1	2	5-2	19	0	0
Major League Totals		1	2	4.66	20	6	0	0	3	58.0	50	31	30	8	4	13-2	34	0	0



KEVAN SMITH

44

C



Kevan Alan Smith

BATS RIGHT	THROWS RIGHT	HEIGHT 6'4"	WEIGHT 230
-------------------	---------------------	--------------------	-------------------

SEASON-ENDING AGE 32	MAJOR LEAGUE SERVICE 4 years, 1 day
BORN 6/28/88 in Pittsburgh, PA	RESIDES Pittsburgh, PA
CONTRACT STATUS Signed through 2020	SIGNING SCOUT Phil Gulley (White Sox)
ACQUIRED Signed as a free agent, 1/13/20	

2020 SEASON

- ◆ Appeared in 17 games and made 9 starts (8-C, 1-DH) in his first season in the organization...was on the active roster from Opening Day–Aug 8 and Aug 29 through the end of the season.
- ◆ Spent Aug 1 on the COVID-19 Related IL after reporting symptoms.
- ◆ Designated for assignment on Aug 9, but cleared waivers and accepted an outright assignment to the alternate training site.
- ◆ Four of his 8 hits went for extra bases (3-2B, 1-HR)...four of his last 5 hits drove in a run, totaling 5 RBI in 7 games (4 starts) beginning on Sep 13 vs. BOS...hit .333 (4-for-12) with RISP.
- ◆ Made his third Opening Day roster and second active roster, following 2019 (with LAA).
- ◆ On Aug 8 vs. NYY (G2), hit a 2-run single in the 5th inning in his first at-bat with the Rays.
- ◆ On Sep 13 vs. BOS, hit a 2-run homer off Martín Pérez in the 4th inning for his first homer since Sep 20, 2019 at HOU (with LAA)...was the fourth go-ahead homer of his career and first since April 21, 2019 vs. SEA (with LAA).
- ◆ On Sep 27 vs. PHI, hit a pinch-hit, RBI single in the 2nd inning and doubled in the 6th...was the second time in his career he recorded multiple hits in a game he did not start, following Aug 1, 2017 vs. TOR (with CWS).

YEAR	CLUB	AVG	G	AB	R	H	2B	3B	HR	RBI	SH	SF	HB	BB-I	SO	SB	CS	GDP	OBP	SLG
2020	Tampa Bay	.258	17	31	3	8	3	0	1	8	0	0	1	5-0	11	0	0	1	.378	.452
Major League Totals		.272	230	685	70	186	38	0	13	79	2	5	12	40-0	118	3	0	24	.321	.384



OTHER ELIGIBLE PLAYERS

VIDAL BRUJÁN / INFILDER / 22

- Would be making his major league debut...his full bio is on Page 72 of the 2020 Media Guide.
- Is currently ranked by *Baseball America* as the No. 46 overall prospect in baseball.
- Split the 2019 season between Class-A Charlotte and Double-A Montgomery, batting .277/.346/.389 (106-for-383) with 4 HR, 40 RBI and 48 SB between the two levels...named the 2019 Minor League Baserunner of the Year by the Rays Baseball Operations department for a second consecutive year.

WANDER FRANCO / INFILDER / 5

- Would be making his major league debut...his full bio is on Page 365 of the 2020 Media Guide.
- Is currently ranked by *Baseball America* as the No. 1 overall prospect in baseball.
- Named the 2019 Minor League Player of the Year by the Rays Baseball Operations department, batting .327/.398/.487 (139-for-425) with 27 2B, 7 3B, 9 HR and 53 RBI in 114 games between Class-A Bowling Green and Class-A Charlotte, with more walks (56) than strikeouts (35)...led Rays minor leaguers with 82 runs, tied for 1st in hits, ranked 2nd with 207 total bases and 4th in avg. (min. 150 AB).

RONALDO HERNÁNDEZ / CATCHER / 55

- Would be making his major league debut...his full bio is on Page 99 of the 2020 Media Guide.
- Is currently ranked by *Baseball America* as the No. 8 prospect in the Rays system.
- Spent the 2019 season with Class-A Charlotte, earning Florida State League postseason All-Star honors...hit .265/.299/.397 (104-for-393) with 19 2B, 9 HR and 60 RBI, and ranked 9th in the FSL in RBI.

BRENT HONEYWELL JR. / RIGHT-HANDED PITCHER / 45

- Would be making his major league debut...his full bio is on Page 101 of the 2020 Media Guide.
- Is currently ranked by *Baseball America* as the No. 20 prospect in the Rays system.
- Has not thrown a pitch in a professional game since Sep 3, 2017 at Gwinnett (with Triple-A Durham).
- Underwent a decompression procedure on his right ulnar nerve on May 20 in Los Angeles, performed by Dr. Neal ElAttrache...Dr. ElAttrache and Dr. Steven Shin removed scar tissue from the area of the nerve.
- Underwent Tommy John surgery on Feb 27, 2018, performed by Dr. James Andrews...on June 8, 2019, suffered a fracture of the right medial epicondyle (inside of the elbow) while throwing a bullpen session...the next day, underwent successful surgery to repair the fracture, performed by Dr. James Andrews.

SHANE McCLANAHAN / LEFT-HANDED PITCHER / 62

- Would be making his major league debut...his full bio is on Page 209 of the 2020 Media Guide.
- Is currently ranked by *Baseball America* as the No. 79 overall prospect in baseball.
- In 2019, advanced to Double-A Montgomery in his first full professional season...began the season with Class-A Bowling Green and was named to the Midwest League midseason All-Star Team...promoted to Class-A Charlotte on June 8 and to Montgomery on Aug 4...went 11-6 with a 3.36 ERA (120.2-IP, 45-ER) and 154 SO (11.49 SO/9 IP ratio) in 24 apps (22 starts) between the three levels.



FINAL STATISTICS

BATTERS	AVG	G	AB	R	H	2B	3B	HR	RBI	SH	SF	HBP	BB-I	SO	SB	CS	GDP	OBP	SLG
Adames, W	.259	54	185	29	48	15	1	8	23	0	0	0	20-0	74	2	1	4	.332	.481
Arozarena, R	.281	23	64	15	18	2	0	7	11	0	1	5	6-0	22	4	0	2	.382	.641
Brosseau, M	.302	36	86	12	26	5	1	5	12	0	1	3	8-0	31	2	0	1	.378	.558
Choi, J	.230	42	122	16	28	13	0	3	16	0	3	0	20-2	36	0	0	1	.331	.410
Díaz, Y	.307	34	114	16	35	3	0	2	11	0	0	1	23-1	17	0	0	6	.428	.386
Kiermaier, K	.217	49	138	16	30	5	3	3	22	0	0	1	20-1	42	8	1	2	.321	.362
Lowe, B	.269	56	193	36	52	9	2	14	37	0	2	4	25-0	58	3	0	2	.362	.554
Lowe, N	.224	21	67	10	15	2	0	4	11	0	0	0	9-2	28	1	0	2	.316	.433
Margot, M	.269	47	145	19	39	9	0	1	11	0	1	0	13-0	25	12	4	0	.327	.352
Martínez, J	.239	24	67	10	16	4	0	2	10	0	0	0	9-1	20	0	0	5	.329	.388
Meadows, A	.205	36	132	19	27	8	1	4	13	0	2	1	17-0	50	2	1	0	.296	.371
O'Grady, B	.400	2	5	2	2	1	0	0	0	0	0	0	0-0	1	1	0	0	.400	.600
Perez, M	.167	38	84	7	14	3	0	1	13	0	1	1	7-0	27	0	0	3	.237	.238
Phillips, B	.150	17	20	2	3	0	1	1	3	0	0	0	5-0	7	3	0	0	.320	.400
Renfroe, H	.156	42	122	18	19	5	0	8	22	0	1	2	14-0	37	2	0	3	.252	.393
Smith, K	.258	17	31	3	8	3	0	1	8	0	0	1	5-0	11	0	0	1	.378	.452
Tsutsugo, Y	.197	51	157	27	31	5	1	8	24	0	1	1	26-1	50	0	0	5	.314	.395
Wendle, J	.286	50	168	24	48	9	2	4	17	0	1	5	10-1	35	8	2	1	.342	.435
Zunino, M	.147	28	75	8	11	4	0	4	10	0	0	3	6-0	37	0	0	0	.238	.360
Team Total	.238	60	1975	289	470	105	12	80	274	0	14	28	243-9	608	48	9	38	.328	.425

PITCHERS	W	L	ERA	G	GS	CG	SHO	SV	IP	H	R	ER	HR	HB	BB-I	SO	WP	BK
Alvarado, J	0	0	6.00	9	0	0	0	0	9.0	9	7	6	2	2	6-0	13	3	0
Anderson, N	2	1	0.55	19	0	0	0	6	16.1	5	2	1	1	0	3-0	26	0	0
Banda, A	1	0	10.29	4	0	0	0	1	7.0	10	9	8	1	2	5-0	4	0	0
Beeks, J	1	1	3.26	12	0	0	0	1	19.1	21	9	7	1	0	4-0	26	2	0
Brosseau, M	0	0	0.00	1	0	0	0	0	0.1	0	0	0	0	0	0-0	1	0	0
Castillo, D	3	0	1.66	22	0	0	0	4	21.2	12	4	4	3	1	11-0	23	0	0
Chirinos, Y	0	0	2.38	3	3	0	0	0	11.1	14	4	3	2	2	4-0	10	0	0
Curtiss, J	3	0	1.80	17	3	0	0	2	25.0	21	7	5	3	2	3-0	25	0	0
Drake, O	0	2	5.73	11	0	0	0	2	11.0	7	8	7	2	0	6-1	7	1	0
Fairbanks, P	6	3	2.70	27	2	0	0	0	26.2	23	9	8	2	2	14-0	39	6	0
Fleming, J	5	0	2.78	7	5	0	0	0	32.1	28	10	10	5	1	7-0	25	0	0
García, E	0	0	10.80	4	0	0	0	1	3.1	3	4	4	2	0	4-0	1	0	0
Gilmartin, S	0	0	8.31	2	0	0	0	0	4.1	7	4	4	2	0	4-0	5	0	0
Glasnow, T	5	1	4.08	11	11	0	0	0	57.1	43	26	26	11	0	22-0	91	7	0
Kittredge, A	0	0	2.25	8	1	0	0	1	8.0	8	2	2	0	0	2-0	3	0	0
Loup, A	3	2	2.52	24	0	0	0	0	25.0	17	9	7	3	3	4-0	22	0	0
Morton, C	2	2	4.74	9	9	0	0	0	38.0	43	21	20	4	4	10-0	42	1	0
Reed, C	0	0	0.00	2	0	0	0	0	2.2	1	0	0	0	0	0-0	2	0	0
Richards, T	0	0	5.91	9	4	0	0	0	32.0	44	24	21	6	0	11-0	27	1	0
Roe, C	2	0	2.89	10	0	0	0	1	9.1	10	4	3	0	1	3-0	9	0	0
Sherriff, R	1	0	0.00	10	0	0	0	1	9.2	6	0	0	0	0	2-0	2	0	0
Slegers, A	0	0	3.46	11	1	0	0	2	26.0	18	10	10	1	2	5-2	19	0	0
Snell, B	4	2	3.24	11	11	0	0	0	50.0	42	19	18	10	0	18-0	63	7	0
Thompson, R	1	2	4.44	25	1	0	0	1	26.1	29	15	13	4	0	8-0	23	0	1
Yarbrough, R	1	4	3.56	11	9	0	0	0	55.2	54	22	22	5	7	12-1	44	2	0
Team Total	40	20	3.56	60	60	0	4	23	527.2	475	229	209	70	29	168-4	552	30	1



STARTING PITCHERS GAME LOG

YONNY CHIRINOS

GAME	DEC	ERA	IP	H	R	ER	HR	HB	BB	IBB	SO	#Pit	RS	RESULT
7/28 vs. ATL	--	0.00	4.0	4	1	0	0	0	2	0	4	68	5	W 5-2
8/2 at BAL	--	1.04	4.2	5	1	1	1	1	2	0	3	72	0	L 5-1
8/16 at TOR	--	2.38	2.2	5	2	2	1	1	0	0	3	50	0	W 7-5
Totals	0-0	2.38	11.1	14	4	3	2	2	4	0	10	190	5	2-1

JOHN CURTISS

GAME	DEC	ERA	IP	H	R	ER	HR	HB	BB	IBB	SO	#Pit	RS	RESULT
8/20 at NYY	--	6.75	1.1	3	1	1	1	0	1	0	1	38	0	W 10-5
9/15 vs. WAS	--	3.38	1.1	0	0	0	0	0	1	0	1	23	0	W 6-1
9/26 vs. PHI	--	2.70	0.2	3	1	0	0	0	0	0	0	15	0	W 4-3
Totals	0-0	2.70	3.1	6	2	1	1	0	2	0	2	76	0	3-0

PETE FAIRBANKS

GAME	DEC	ERA	IP	H	R	ER	HR	HB	BB	IBB	SO	#Pit	RS	RESULT
9/16 vs. WAS	--	0.00	1.0	1	0	0	0	0	0	0	2	20	1	L 4-2
9/21 at NYM	--	0.00	1.2	0	0	0	0	0	1	0	2	25	1	W 2-1
Totals	0-0	0.00	2.2	1	0	0	0	0	1	0	4	45	2	1-1

JOSH FLEMING

GAME	DEC	ERA	IP	H	R	ER	HR	HB	BB	IBB	SO	#Pit	RS	RESULT
8/23 vs. TOR	W-1	3.60	5.0	4	2	2	1	0	2	0	3	72	3	W 5-4
8/29 at MIA	W-2	1.74	5.1	3	0	0	0	0	0	0	6	74	1	W 4-0
9/4 vs. MIA	W-3	3.52	5.0	7	4	4	2	0	0	0	2	73	5	W 5-4
9/10 vs. BOS	--	4.12	4.1	6	3	3	2	0	2	0	5	75	2	L 4-3
9/27 vs. PHI	W-4	3.16	6.0	4	0	0	0	0	1	0	5	90	5	W 5-0
Totals	4-0	3.16	25.2	24	9	9	5	0	5	0	21	384	16	4-1

TYLER GLASNOW

GAME	DEC	ERA	IP	H	R	ER	HR	HB	BB	IBB	SO	#Pit	RS	RESULT
7/27 vs. ATL	--	2.25	4.0	1	1	1	1	0	2	0	9	72	9	W 14-5
8/1 at BAL	--	3.12	4.2	3	2	2	1	0	3	0	5	88	0	L 5-4
8/8 vs. NYY (G1)	L-1	5.56	2.2	5	4	4	1	0	3	0	5	71	0	L 8-4
8/13 at BOS	--	7.04	4.0	8	5	5	0	0	2	0	8	84	10	W 17-8
8/19 at NYY	--	6.00	5.2	2	2	2	1	0	3	0	8	88	2	W 4-2
8/25 vs. BAL	W-1	5.14	7.0	5	2	2	1	0	1	0	13	96	4	W 4-2
8/31 at NYY	W-2	4.24	6.0	2	0	0	0	0	1	0	9	87	5	W 5-3
9/6 vs. MIA	--	4.35	5.1	4	3	3	1	0	3	0	9	105	2	W 5-4
9/12 vs. BOS	W-3	4.47	7.0	6	4	4	2	0	1	0	7	102	5	W 5-4
9/18 at BAL	W-4	4.21	5.0	4	1	1	1	0	2	0	10	95	2	W 2-1
9/23 at NYM	W-5	4.08	6.0	3	2	2	2	0	1	0	8	76	4	W 8-5
Totals	5-1	4.08	57.1	43	26	26	11	0	22	0	91	964	43	9-2



ANDREW KITTREDGE

GAME	DEC	ERA	IP	H	R	ER	HR	HB	BB	IBB	SO	#Pit	RS	RESULT
8/11 at BOS	--	0.00	0.1	1	0	0	0	0	0	0	0	5	1	W 8-2

CHARLIE MORTON

GAME	DEC	ERA	IP	H	R	ER	HR	HB	BB	IBB	SO	#Pit	RS	RESULT
7/24 vs. TOR	L-1	13.50	4.0	7	6	6	1	0	1	0	4	80	1	L 6-4
7/29 at ATL	--	8.00	5.0	6	2	2	1	1	1	0	7	80	4	L 7-4
8/4 vs. BOS	W-1	5.52	5.2	5	1	1	1	0	0	0	5	93	4	W 5-1
8/9 vs. NYY	--	5.40	2.0	3	1	1	0	1	2	0	1	50	0	W 4-3
9/2 at NYY	--	4.82	2.0	0	0	0	0	0	2	0	4	36	4	W 5-2
9/7 at WAS	L-2	4.94	5.0	4	3	3	0	0	1	0	3	57	0	L 6-1
9/13 vs. BOS	--	5.14	4.1	6	3	3	1	0	0	0	4	77	3	L 6-3
9/19 at BAL	W-2	4.64	5.0	5	1	1	0	2	2	0	6	94	3	W 3-1
9/25 vs. PHI	--	4.74	5.0	7	4	3	0	0	1	0	8	93	3	W 6-4
Totals	2-2	4.74	38.0	43	21	20	4	4	10	0	42	660	22	5-4

TREVOR RICHARDS

GAME	DEC	ERA	IP	H	R	ER	HR	HB	BB	IBB	SO	#Pit	RS	RESULT
8/14 at TOR	--	6.23	4.1	4	3	3	2	0	3	0	3	82	3	L 12-4
8/26 vs. BAL	--	4.15	4.1	6	2	1	0	0	2	0	3	86	2	W 4-3
9/1 at NYY	--	4.05	4.2	5	2	2	2	0	0	0	5	64	2	L 5-3
9/17 at BAL (G2)	--	5.40	3.1	5	4	4	2	0	2	0	4	53	4	W 10-6
Totals	0-0	5.40	16.2	20	11	10	6	0	7	0	15	285	11	2-2

AARON SLEGRS

GAME	DEC	ERA	IP	H	R	ER	HR	HB	BB	IBB	SO	#Pit	RS	RESULT
8/22 vs. TOR	--	0.00	4.0	0	0	0	0	0	0	0	5	58	0	W 2-1

BLAKE SNELL

GAME	DEC	ERA	IP	H	R	ER	HR	HB	BB	IBB	SO	#Pit	RS	RESULT
7/26 vs. TOR	--	0.00	2.0	3	0	0	0	0	2	0	5	46	0	W 6-5
7/31 at BAL	--	5.40	3.0	4	3	3	2	0	0	0	4	53	2	L 6-3
8/7 vs. NYY	--	3.38	3.0	0	0	0	0	0	2	0	5	59	0	W 1-0
8/12 at BOS	W-1	2.08	5.0	4	0	0	0	0	0	0	6	70	8	W 9-5
8/18 at NYY	W-2	3.00	5.0	4	3	3	2	0	2	0	3	92	6	W 6-3
8/24 vs. TOR	--	3.04	5.2	4	2	2	1	0	1	0	9	101	3	L 6-4
8/30 at MIA	W-3	3.14	5.0	4	2	2	2	0	2	0	5	75	12	W 12-7
9/5 vs. MIA	L-1	3.74	5.0	6	5	4	1	0	3	0	8	92	1	L 7-3
9/11 vs. BOS	W-4	3.23	5.1	5	0	0	0	0	2	0	5	103	4	W 11-1
9/17 at BAL (G1)	--	3.05	5.1	2	1	1	0	0	1	0	4	73	1	W 3-1
9/22 at NYM	L-2	3.24	5.2	6	3	3	2	0	3	0	9	108	1	L 5-2
Totals	4-2	3.24	50.0	42	19	18	10	0	18	0	63	872	38	7-4



RYAN THOMPSON

GAME	DEC	ERA	IP	H	R	ER	HR	HB	BB	IBB	SO	#Pit	RS	RESULT
8/8 vs. NYY (G2)	--	0.00	2.0	1	0	0	0	0	0	0	1	20	1	W 5-3

RYAN YARBROUGH

GAME	DEC	ERA	IP	H	R	ER	HR	HB	BB	IBB	SO	#Pit	RS	RESULT
7/25 vs. TOR	--	0.00	5.1	4	0	0	0	0	1	0	1	69	0	W 4-1
7/30 at ATL	L-1	1.54	6.1	2	2	2	0	2	3	1	6	87	1	L 2-1
8/5 vs. BOS	L-2	3.78	5.0	8	5	5	2	2	1	0	5	82	0	L 5-0
8/10 at BOS	--	4.71	4.1	5	4	4	1	0	2	0	1	77	4	W 8-7
8/15 at TOR	--	4.13	3.0	4	0	0	0	0	0	0	2	51	1	W 3-2
8/21 vs. TOR	--	4.45	6.1	8	4	4	2	0	2	0	6	97	4	L 6-5
8/28 at MIA	--	3.65	6.2	4	0	0	0	0	0	0	5	80	0	W 2-0
9/8 at WAS	L-3	4.31	2.2	6	4	4	0	2	1	0	1	70	0	L 5-3
9/20 at BAL	L-4	4.05	7.0	5	2	2	0	0	2	0	8	100	1	L 2-1
Totals	0-4	4.05	46.2	46	21	21	5	6	12	1	35	713	11	4-5



RAYS HOME RUNS

WILLY ADAMES : 8

CAR. #	DATE	OPP	PITCHER	INN.	OUTS	RBI
31	8/12	@BOS	Godley	2	0	1
32	8/16	@TOR	Font	8	1	2
33	8/24	TOR	Roark	4	2	2
34	8/30	@MIA	Dugger	5	0	4
35	9/1	@NYY	Loaisiga	7	1	1
36	9/17 (G2)	@BAL	Zimmermann	1	2	3
37	9/20	@BAL	Means	4	2	1
38	9/22	@NYM	Lugo	2	2	1

RANDY AROZARENA : 7

CAR. #	DATE	OPP	PITCHER	INN.	OUTS	RBI
2	9/2	@NYY	Montgomery	1	0	2
3	9/6	MIA	Rogers	1	1	1
4	9/6	MIA	Rogers	6	0	1
5	9/7	@WAS	Rainey	8	0	1
6	9/19	@BAL	Lopez	5	2	2
7	9/23	@NYM	Wacha	6	1	2
8	9/23	@NYM	Matz	9	2	1

MIKE BROSSEAU : 5

CAR. #	DATE	OPP	PITCHER	INN.	OUTS	RBI
7	8/1	@BAL	LeBlanc	6	0	1
8	8/9	NYY	Paxton	7	1	2
9	8/11	@BOS	Perez	1	0	1
10	9/2	@NYY	Montgomery	1	0	2
11	9/2	@NYY	Holder	4	2	1

JI-MAN CHOI : 3

CAR. #	DATE	OPP	PITCHER	INN.	OUTS	RBI
37	7/26	TOR	Kay	6	0	1
38	8/19	@NYY	Cole	2	1	1
39	8/31	@NYY	Cole	1	2	2

YANDY DÍAZ : 2

CAR. #	DATE	OPP	PITCHER	INN.	OUTS	RBI
16	8/20	@NYY	Cessa	9	1	2
17	8/21	TOR	Shoemaker	3	2	1

KEVIN KIERMAIER : 3

CAR. #	DATE	OPP	PITCHER	INN.	OUTS	RBI
69	8/30	@MIA	Dugger	5	0	2
70	8/31	@NYY	Cole	2	1	1
71	9/1	@NYY	Tanaka	5	0	2

BRANDON LOWE : 14

CAR. #	DATE	OPP	PITCHER	INN.	OUTS	RBI
24	7/31	@BAL	Fry	5	0	1
25	8/2	@BAL	Milone	6	0	1
26	8/9	NYY	Paxton	7	1	1
27	8/12	@BOS	Godley	2	2	2
28	8/13	@BOS	Hart	3	0	1
29	8/14	@TOR	Roark	1	0	2
30	8/15	@TOR	Romano	9	0	1
31	8/18	@NYY	Tanaka	3	1	3
32	8/21	TOR	Shoemaker	1	1	1
33	8/26	BAL	Wojciechowski	3	1	2
34	9/10	BOS	Kickham	4	0	1
35	9/12	BOS	Walden	7	2	1
36	9/16	WAS	Hudson	9	2	1
37	9/23	@NYM	Shreve	8	0	2

NATE LOWE : 4

CAR. #	DATE	OPP	PITCHER	INN.	OUTS	RBI
8	9/11	BOS	Tapia	6	0	1
9	9/11	BOS	Leyer	7	1	3
10	9/15	WAS	Sanchez	2	1	1
11	9/21	@NYM	deGrom	4	0	1

MANUEL MARGOT : 1

CAR. #	DATE	OPP	PITCHER	INN.	OUTS	RBI
34	8/25	BAL	Milone	2	0	1

JOSÉ MARTÍNEZ : 2

CAR. #	DATE	OPP	PITCHER	INN.	OUTS	RBI
42	7/27	ATL	Dayton	8	1	1
43	8/8 (G1)	NYY	Cole	5	2	2

AUSTIN MEADOWS : 4

CAR. #	DATE	OPP	PITCHER	INN.	OUTS	RBI
40	8/12	@BOS	Weber	9	0	1
41	8/15	@TOR	Anderson	3	0	1
42	8/18	@NYY	Tanaka	5	0	1
43	9/12	BOS	Eovaldi	1	0	1

MICHAEL PEREZ : 1

CAR. #	DATE	OPP	PITCHER	INN.	OUTS	RBI
2	8/26	BAL	Givens	8	1	1



BRETT PHILLIPS : 1

CAR. #	DATE	OPP	PITCHER	INN.	OUTS	RBI
10	9/25	PHI	Hunter	6	1	1

HUNTER RENFROE : 8

CAR. #	DATE	OPP	PITCHER	INN.	OUTS	RBI
90	7/27	ATL	Foltynewicz	4	1	3
91	7/27	ATL	Toussaint	5	1	1
92	8/13	@BOS	Hart	3	0	2
93	8/13	@BOS	Walden	6	0	1
94	8/25	BAL	Milone	2	0	2
95	9/6	MIA	Rogers	5	0	1
96	9/10	BOS	Kickham	4	0	1
97	9/17 (G2)	@BAL	Zimmermann	3	0	1

KEVAN SMITH : 1

CAR. #	DATE	OPP	PITCHER	INN.	OUTS	RBI
13	9/13	BOS	Perez	4	1	2

YOSHI TSUTSUGO : 8

CAR. #	DATE	OPP	PITCHER	INN.	OUTS	RBI
1	7/24	TOR	Ryu	5	2	2
2	8/12	@BOS	Godley	3	1	2
3	8/16	@TOR	Shoemaker	4	2	3
4	8/24	TOR	Roark	2	1	1
5	8/30	@MIA	Alcantara	1	1	2
6	9/4	MIA	Lopez	2	1	1
7	9/11	BOS	Hall	2	0	1
8	9/19	@BAL	Lopez	3	0	1

JOEY WENDLE : 4

CAR. #	DATE	OPP	PITCHER	INN.	OUTS	RBI
13	7/27	ATL	Foltynewicz	4	1	1
14	8/30	@MIA	Alcantara	1	0	1
15	9/17 (G2)	@BAL	Lakins	4	2	2
16	9/23	@NYM	Wacha	2	2	1

MIKE ZUNINO : 4

CAR. #	DATE	OPP	PITCHER	INN.	OUTS	RBI
105	7/27	ATL	Foltynewicz	3	2	1
106	8/13	@BOS	Walden	6	0	3
107	8/19	@NYY	Cole	3	1	1
108	8/20	@NYY	Avilan	6	2	3



BATTING SPLITS

	G	AB	R	H	2B	3B	HR	RBI	BB	IBB	SO	HBP	SB	CS	AVG	OBP	SLG
Total	60	1975	289	470	105	12	80	274	243	9	608	28	48	9	.238	.328	.425
vs. Left	-	506	-	120	26	0	28	77	68	1	169	12	7	2	.237	.339	.455
vs. Right	-	1469	-	350	79	12	52	197	175	8	439	16	41	7	.238	.324	.415
Home	29	917	134	209	51	7	33	129	130	7	298	16	24	3	.228	.332	.407
Away	31	1058	155	261	54	5	47	145	113	2	310	12	24	6	.247	.324	.440
Day	17	563	95	138	35	5	25	89	69	3	171	8	6	1	.245	.333	.458
Night	43	1412	194	332	70	7	55	185	174	6	437	20	42	8	.235	.326	.411
Grass	28	947	137	230	46	5	43	128	103	2	287	11	21	5	.243	.322	.438
Turf	32	1028	152	240	59	7	37	146	140	7	321	17	27	4	.233	.333	.412
None on	-	1138	-	277	63	4	49	49	111	0	363	15	0	0	.243	.319	.435
None on/out	-	497	-	120	28	1	25	25	47	0	155	4	0	0	.241	.312	.453
Runners on	-	837	-	193	42	8	31	225	132	9	245	13	48	9	.231	.339	.411
Scoring Position	-	480	-	117	20	4	18	187	90	9	137	8	15	2	.244	.363	.415
ScPos/2 Out	-	234	-	51	8	1	6	76	55	6	69	4	5	1	.218	.375	.338
Bases Loaded	-	48	-	14	2	0	1	38	4	0	11	0	0	0	.292	.321	.396
As PH for DH	-	5	1	0	0	0	0	0	2	0	1	0	0	0	.000	.286	.000
As C	-	182	18	32	10	0	6	29	17	0	71	5	0	0	.176	.265	.330
As 1B	-	210	27	42	15	0	7	24	32	3	76	1	1	0	.200	.305	.371
As 2B	-	227	42	64	13	2	15	41	22	0	60	7	5	0	.282	.362	.555
As 3B	-	223	31	65	5	0	7	20	29	3	44	5	6	1	.291	.384	.408
As SS	-	218	33	60	18	3	8	26	22	0	80	1	4	2	.275	.344	.495
As LF	-	224	37	50	13	2	11	34	25	0	74	5	5	1	.223	.309	.446
As CF	-	203	28	50	8	3	4	27	28	1	48	1	13	4	.246	.341	.374
As RF	-	215	26	42	9	1	12	35	24	0	66	2	10	0	.195	.281	.414
As DH (not PH)	-	219	38	51	10	1	10	23	34	1	70	1	2	0	.233	.337	.425
As PH (not DH)	-	49	4	14	4	0	0	15	8	1	18	0	0	0	.286	.373	.367
As PR	-	0	4	0	0	0	0	0	0	0	0	0	2	1	-	-	-
All OF	-	642	91	142	30	6	27	96	77	1	188	8	28	5	.221	.310	.413
All DH	-	224	39	51	10	1	10	23	36	1	71	1	4	0	.228	.336	.415
All PH	-	54	5	14	4	0	0	15	10	1	19	0	0	0	.259	.364	.333
Batting #1	-	248	35	57	15	2	8	26	26	0	80	2	9	3	.230	.302	.403
Batting #2	-	241	39	62	14	2	16	37	22	0	81	5	3	0	.257	.331	.531
Batting #3	-	219	42	59	7	0	9	25	37	2	62	7	7	1	.269	.392	.425
Batting #4	-	217	28	46	14	0	7	27	35	3	62	2	1	0	.212	.324	.373
Batting #5	-	226	30	53	12	2	11	39	24	0	59	3	4	3	.235	.316	.451
Batting #6	-	220	41	56	8	2	12	32	24	1	66	2	6	0	.255	.332	.473
Batting #7	-	215	31	49	16	0	7	27	20	0	63	1	10	0	.228	.297	.400
Batting #8	-	200	22	51	9	4	4	27	26	1	63	2	8	2	.255	.343	.400
Batting #9	-	189	21	37	10	0	6	34	29	2	72	4	0	0	.196	.311	.344
With 0 Outs	60	696	-	171	40	5	35	81	65	0	213	8	6	4	.246	.316	.468
With 1 Out	60	643	-	152	32	3	26	95	70	3	201	10	24	4	.236	.316	.417
With 2 Outs	60	636	-	147	33	4	19	98	108	6	194	10	18	1	.231	.351	.385
Inning 1-6	-	1389	215	343	77	10	65	205	158	3	424	24	32	5	.247	.332	.457
Inning 7+	-	586	74	127	28	2	15	69	85	6	184	4	16	4	.217	.318	.348
Close and Late	-	314	-	70	12	2	7	40	49	3	106	2	10	3	.223	.329	.341
vs. AL	40	1307	195	312	77	9	57	187	173	4	391	20	22	5	.239	.334	.442
vs. NL	20	668	94	158	28	3	23	87	70	5	217	8	26	4	.237	.316	.391



	G	AB	R	H	2B	3B	HR	RBI	BB	IBB	SO	HBP	SB	CS	AVG	OBP	SLG
July	8	256	41	55	16	3	8	37	37	0	72	3	2	1	.215	.321	.395
August	28	943	147	243	57	5	39	139	121	4	261	9	15	3	.258	.345	.453
September	24	776	101	172	32	4	33	98	85	5	275	16	31	5	.222	.310	.401
vs. ATL	4	128	24	31	3	1	5	21	14	0	38	1	2	1	.242	.322	.398
vs. BAL	10	314	35	64	13	2	13	35	35	1	98	8	5	1	.204	.296	.382
vs. BOS	10	356	69	104	25	4	17	66	45	0	108	4	11	3	.292	.376	.528
vs. MIA	6	207	31	49	12	0	8	30	23	0	61	1	8	1	.237	.315	.411
vs. NYM	3	99	12	21	4	0	6	11	8	1	38	0	6	2	.212	.269	.434
vs. NYY	10	312	47	69	19	1	16	46	39	1	99	6	2	0	.221	.318	.442
vs. PHI	3	94	15	25	3	1	1	14	12	1	33	3	1	0	.266	.367	.351
vs. TOR	10	325	44	75	20	2	11	40	54	2	86	2	4	1	.231	.340	.406
vs. WAS	4	140	12	32	6	1	3	11	13	3	47	3	9	0	.229	.308	.350
0-0 Count	-	192	-	69	11	1	11	33	0	0	0	6	7	2	.359	.375	.599
0-1 Count	-	146	-	45	6	2	9	23	0	0	0	3	13	1	.308	.318	.562
0-2 Count	-	210	-	22	5	0	5	13	0	0	129	2	2	1	.105	.113	.200
1-0 Count	-	115	-	34	6	3	6	30	0	0	0	5	8	3	.296	.317	.557
1-1 Count	-	188	-	61	19	1	7	28	0	0	0	1	5	2	.324	.325	.548
1-2 Count	-	332	-	48	10	0	10	31	0	0	182	4	7	0	.145	.154	.265
2-0 Count	-	54	-	20	2	1	6	20	0	0	0	3	0	0	.370	.404	.778
2-1 Count	-	107	-	41	10	2	4	23	1	0	0	0	2	0	.383	.389	.626
2-2 Count	-	336	-	58	15	0	13	34	0	0	182	3	2	0	.173	.180	.333
3-0 Count	-	2	-	2	0	0	0	2	32	7	0	0	0	0	1.000	1.000	1.000
3-1 Count	-	47	-	18	6	1	2	11	69	2	0	1	0	0	.383	.752	.681
3-2 Count	-	246	-	52	15	1	7	26	141	0	115	0	2	0	.211	.496	.366
After (0-1)	-	1068	-	208	52	6	33	112	78	2	427	10	28	3	.195	.255	.347
After (0-2)	-	475	-	61	16	0	12	39	22	0	273	4	6	1	.128	.173	.238
After (1-0)	-	715	-	193	42	5	36	129	159	1	181	12	13	4	.270	.409	.494
After (1-1)	-	839	-	192	50	4	31	98	107	2	287	7	13	2	.229	.319	.409
After (1-2)	-	643	-	102	28	0	22	63	57	0	342	5	8	0	.159	.232	.305
After (2-0)	-	208	-	69	16	2	11	51	107	0	48	3	1	0	.332	.563	.587
After (2-1)	-	392	-	105	23	4	13	58	119	0	129	3	5	0	.268	.441	.446
After (2-2)	-	504	-	96	28	0	17	52	107	0	257	3	3	0	.190	.334	.347
After (3-0)	-	35	-	12	5	0	1	6	65	7	8	0	0	0	.343	.770	.571
After (3-1)	-	125	-	32	8	2	5	19	103	2	40	1	1	0	.256	.594	.472
After (3-2)	-	246	-	52	15	1	7	26	141	0	115	0	2	0	.211	.496	.366
Two strikes	-	1124	-	180	45	1	35	104	141	0	608	9	13	1	.160	.258	.295
vs P, 1st time in G	-	1330	-	304	64	9	47	175	173	6	427	20	26	5	.229	.324	.396
vs P, 2nd time in G	-	462	-	114	25	2	23	70	51	1	142	3	13	2	.247	.326	.459
vs P, 3rd time in G	-	179	-	52	16	1	10	29	18	2	37	5	2	1	.291	.369	.559
vs P, 4th+ time in G	-	4	-	0	0	0	0	0	1	0	2	0	0	0	.000	.200	.000



PITCHING SPLITS

	W	L	SV	SVO	G	CG	IP	H	R	ER	HR	BB	SO	ERA	AVG	OBP	SLG
Total	40	20	23	29	60	0	527.2	475	229	209	70	168	552	3.56	.238	.305	.391
Home	20	9	12	16	29	0	262.0	229	103	87	30	83	275	2.99	.232	.294	.369
Away	20	11	11	13	31	0	265.2	246	126	122	40	85	277	4.13	.244	.316	.412
Day	11	6	5	8	17	0	149.0	150	76	69	23	53	136	4.17	.259	.326	.440
Night	29	14	18	21	43	0	378.2	325	153	140	47	115	416	3.33	.230	.297	.371
Grass	17	11	10	12	28	0	238.2	229	119	115	37	78	251	4.34	.250	.323	.421
Turf	23	9	13	17	32	0	289.0	246	110	94	33	90	301	2.93	.228	.290	.366
Starter	15	9	0	0	60	0	258.0	241	113	108	44	81	289	3.77	.243	.307	.422
Reliever	25	11	23	29	60	0	269.2	234	116	101	26	87	263	3.37	.233	.304	.361
Interleague	13	7	7	9	20	0	177.0	142	72	63	19	57	191	3.20	.218	.292	.358
Start 0-3 Days Rest	0	0	0	0	8	0	12.1	9	2	1	1	3	12	0.73	.196	.245	.261
Start 4 Days Rest	2	4	0	0	15	0	70.0	66	33	33	12	25	74	4.24	.242	.316	.421
Start 5 Days Rest	12	2	0	0	24	0	128.1	118	54	51	24	33	150	3.58	.241	.294	.431
Start 6+ Days Rest	1	3	0	0	13	0	47.1	48	24	23	7	20	53	4.37	.262	.340	.437
Relief 0 Days Rest	7	4	3	5	22	0	37.0	31	16	12	2	9	36	2.92	.240	.301	.349
Relief 1 Day Rest	4	1	5	5	32	0	53.0	40	18	15	6	20	39	2.55	.208	.295	.365
Relief 2 Days Rest	2	5	8	9	34	0	58.1	54	37	33	9	19	74	5.09	.240	.313	.400
Relief 3-5 Days Rest	7	1	3	4	32	0	69.1	58	20	18	4	21	67	2.34	.224	.289	.309
Relief 6+ Days Rest	5	0	4	6	21	0	52.0	51	25	23	5	18	47	3.98	.256	.323	.387
Start 4 Days Since Last Start	2	3	0	0	14	0	60.1	57	28	28	10	21	65	4.18	.246	.320	.431
Start 5 Days Since Last Start	11	2	0	0	22	0	118.0	108	52	50	24	30	142	3.81	.241	.293	.445
Start 6+ Days Since Last Start	2	4	0	0	24	0	79.2	76	33	30	10	30	82	3.39	.245	.315	.381
July	4	4	2	4	8	0	70.0	67	34	28	8	26	85	3.60	.246	.314	.375
August	21	7	13	15	28	0	248.2	227	113	104	37	82	251	3.76	.241	.310	.412
September	15	9	8	10	24	0	209.0	181	82	77	25	60	216	3.32	.232	.296	.371
vs. ATL	2	2	1	2	4	0	34.0	25	16	12	3	15	49	3.18	.198	.295	.317
vs. BAL	6	4	4	6	10	0	84.2	76	32	28	10	25	98	2.98	.235	.299	.353
vs. BOS	7	3	4	4	10	0	90.0	101	43	43	11	18	93	4.30	.282	.327	.441
vs. MIA	5	1	2	2	6	0	55.0	41	22	20	7	19	56	3.27	.205	.281	.370
vs. NYM	2	1	1	1	3	0	26.0	20	11	11	6	8	32	3.81	.215	.291	.430
vs. NYY	8	2	4	4	10	0	85.0	69	34	32	13	35	88	3.39	.218	.301	.383
vs. PHI	3	0	2	2	3	0	27.0	25	7	5	1	5	26	1.67	.245	.280	.324
vs. TOR	6	4	4	6	10	0	91.0	87	48	43	17	33	82	4.25	.250	.317	.443
vs. WAS	1	3	1	2	4	0	35.0	31	16	15	2	10	28	3.86	.240	.317	.357



RAYS PITCHERS vs. BATTERS

	G	AB	R	H	2B	3B	HR	RBI	BB	IBB	SO	HBP	SB	CS	AVG	OBP	SLG
Total	60	1995	229	475	83	6	70	217	168	4	552	29	27	13	.238	.305	.391
vs. Left	-	721	-	155	24	3	19	66	59	3	217	15	6	6	.215	.287	.336
vs. Right	-	1274	-	320	59	3	51	151	109	1	335	14	21	7	.251	.315	.422
Home	29	986	103	229	39	3	30	95	83	0	275	5	15	5	.232	.294	.369
Away	31	1009	126	246	44	3	40	122	85	4	277	24	12	8	.244	.316	.412
Day	17	580	76	150	30	3	23	73	53	0	136	6	9	3	.259	.326	.440
Night	43	1415	153	325	53	3	47	144	115	4	416	23	18	10	.230	.297	.371
Grass	28	915	119	229	39	3	37	115	78	4	251	22	12	5	.250	.323	.421
Turf	32	1080	110	246	44	3	33	102	90	0	301	7	15	8	.228	.290	.366
Starter	60	991	113	241	37	4	44	105	81	1	289	12	13	11	.243	.307	.422
Reliever	60	1004	116	234	46	2	26	112	87	3	263	17	14	2	.233	.304	.361
With 0 Outs	60	703	-	183	28	2	30	71	53	0	182	12	4	3	.260	.321	.434
With 1 Out	60	652	-	146	23	2	24	74	47	1	194	6	14	3	.224	.280	.376
With 2 Outs	60	640	-	146	32	2	16	72	68	3	176	11	9	7	.228	.313	.359
Leading Off Inning	-	476	-	111	18	2	17	17	37	0	125	7	-	-	.233	.298	.387
Interleague	20	650	72	142	30	2	19	67	57	3	191	12	5	9	.218	.292	.358
None on	-	1184	-	273	44	5	41	41	90	0	328	14	0	0	.231	.293	.380
None on/out	-	502	-	119	18	2	19	19	40	0	131	8	0	0	.237	.304	.394
Runners on	-	811	-	202	39	1	29	176	78	4	224	15	27	13	.249	.323	.407
Scoring Position	-	440	-	109	21	0	13	139	54	4	122	8	9	2	.248	.334	.384
ScPos/2 Out	-	211	-	47	10	0	3	50	26	3	56	5	2	1	.223	.322	.313
Bases Loaded	-	50	-	9	2	0	1	23	1	0	19	2	0	0	.180	.218	.280
1st IP	-	936	-	200	38	2	26	99	89	0	282	16	16	7	.214	.292	.342
Inning 1-6	-	1384	167	350	58	4	57	158	117	3	372	20	18	12	.253	.319	.424
Inning 7+	-	611	62	125	25	2	13	59	51	1	180	9	9	1	.205	.274	.316
Close and Late	-	320	-	60	11	0	6	29	27	1	96	3	6	1	.188	.255	.278
vs. 1st Batter	-	195	-	37	7	0	6	14	19	0	57	4	3	0	.190	.275	.318
1st time thru Lineup	-	1374	-	305	58	2	40	129	129	2	399	21	20	7	.222	.297	.354
2nd time thru Lineup	-	475	-	131	19	3	24	71	27	1	105	5	6	4	.276	.320	.480
3rd time thru Lineup	-	144	-	38	6	1	6	17	12	1	48	3	1	2	.264	.331	.444
4th+ time thru Lineup	-	2	-	1	0	0	0	0	0	0	0	0	0	0	.500	.500	.500
0-0 Count	-	245	-	79	10	1	15	52	0	0	0	7	1	1	.322	.337	.555
After (0-1)	-	1050	-	239	46	3	30	99	61	0	365	14	12	7	.228	.279	.363
After (0-2)	-	453	-	66	13	0	8	30	23	0	236	5	5	3	.146	.195	.227
After (1-0)	-	700	-	157	27	2	25	66	104	1	187	8	14	5	.224	.329	.376
After (1-1)	-	791	-	183	30	4	27	77	79	0	271	7	10	5	.231	.306	.382
After (1-2)	-	619	-	90	7	2	13	33	44	0	309	3	7	5	.145	.205	.226
After (2-0)	-	183	-	41	10	0	6	15	62	0	45	1	2	3	.224	.418	.377
After (2-1)	-	380	-	87	18	0	10	34	82	0	121	5	1	3	.229	.371	.355
After (2-2)	-	466	-	83	13	0	10	27	69	0	217	5	2	4	.178	.290	.270
After (3-0)	-	20	-	7	3	0	1	3	42	4	2	0	0	0	.350	.778	.650
After (3-1)	-	93	-	26	8	0	4	15	75	0	21	0	0	0	.280	.594	.495
After (3-2)	-	202	-	42	12	0	5	13	92	0	75	1	1	3	.208	.456	.342
Two strikes	-	1103	-	171	33	2	18	64	92	0	552	8	10	8	.155	.225	.238
Pitch 1-15	-	803	-	185	35	2	25	76	73	1	214	12	9	6	.230	.303	.372
Pitch 16-30	-	449	-	90	17	0	14	45	37	1	151	7	9	1	.200	.270	.332
Pitch 31-45	-	264	-	73	11	1	7	29	24	0	52	6	2	0	.277	.350	.405
Pitch 46-60	-	210	-	59	7	2	13	34	16	1	48	2	3	0	.281	.338	.519
Pitch 61-75	-	163	-	43	9	1	7	22	7	0	43	0	3	4	.264	.289	.460
Pitch 76-90	-	78	-	18	3	0	2	8	10	1	32	2	0	1	.231	.330	.346
Pitch 91-105	-	27	-	7	1	0	2	3	1	0	12	0	1	1	.259	.286	.519
Pitch 106-120	-	1	-	0	0	0	0	0	0	0	0	0	0	0	.000	.000	.000



FIELDING STATISTICS

PITCHERS

PLAYER	PCT	G	GS	TC	PO	A	E	DP	TP
Alvarado	1.000	9	0	1	0	1	0	0	0
Anderson	1.000	19	0	1	1	0	0	0	0
Banda	-	4	0	0	0	0	0	0	0
Beeks	1.000	12	0	2	1	1	0	0	0
Brosseau	-	1	0	0	0	0	0	0	0
Castillo	1.000	22	0	3	2	1	0	0	0
Chirinos	1.000	3	3	1	0	1	0	0	0
Curtiss	1.000	17	3	1	0	1	0	0	0
Drake	1.000	11	0	3	2	1	0	0	0
Fairbanks	1.000	27	2	6	5	1	0	0	0
Fleming	1.000	7	5	8	0	8	0	1	0
Garcia	1.000	4	0	1	1	0	0	1	0
Gilmartin	-	2	0	0	0	0	0	0	0
Glasnow	1.000	11	11	9	4	5	0	0	0
Kittredge	1.000	8	1	2	0	2	0	0	0
Loup	1.000	24	0	6	2	4	0	0	0
Morton	1.000	9	9	3	2	1	0	0	0
Reed	-	2	0	0	0	0	0	0	0
Richards	1.000	9	4	3	0	3	0	1	0
Roe	-	10	0	0	0	0	0	0	0
Sherriff	1.000	10	0	1	1	0	0	0	0
Slegers	1.000	11	1	5	2	3	0	0	0
Snell	1.000	11	11	8	1	7	0	0	0
Thompson	1.000	25	1	6	1	5	0	1	0
Yarbrough	1.000	11	9	10	2	8	0	0	0

CATCHERS

PLAYER	PCT	G	GS	TC	PO	A	E	DP	TP	PB
Perez	.996	38	27	248	222	25	1	2	0	1
Smith	1.000	16	8	76	73	3	0	0	0	1
Zunino	.996	28	25	260	244	15	1	2	0	5

FIRST BASEMEN

PLAYER	PCT	G	GS	TC	PO	A	E	DP	TP
Brosseau	1.000	12	7	59	51	8	0	9	0
Choi	.989	38	31	269	255	11	3	25	0
Diaz	1.000	2	2	9	9	0	0	0	0
Lowe	1.000	15	15	116	110	6	0	8	0
Lowe	-	1	0	0	0	0	0	0	0
Martinez	1.000	6	4	33	31	2	0	2	0
O'Grady	1.000	1	0	1	1	0	0	0	0
Perez	1.000	1	0	12	10	2	0	2	0
Renfroe	1.000	2	1	7	5	2	0	0	0

SECOND BASEMEN

PLAYER	PCT	G	GS	TC	PO	A	E	DP	TP
Brosseau	1.000	9	7	32	15	17	0	8	0
Lowe	.984	44	35	124	54	68	2	21	0
Wendle	1.000	20	18	62	26	36	0	7	0

THIRD BASEMEN

PLAYER	PCT	G	GS	TC	PO	A	E	DP	TP
Brosseau	.935	11	8	31	6	23	2	1	0
Diaz	.981	25	22	54	12	41	1	4	0
Lowe	1.000	2	1	4	0	4	0	1	0
Tsutsugo	.846	14	11	26	6	16	4	3	0
Wendle	.934	28	18	61	17	40	4	5	0

SHORTSTOPS

PLAYER	PCT	G	GS	TC	PO	A	E	DP	TP
Adames	.953	53	51	193	53	131	9	27	0
Wendle	.974	10	9	38	7	30	1	5	0

OUTFIELDERS

PLAYER	PCT	G	GS	TC	PO	A	E	DP	TP
Arozarena	1.000	17	13	18	17	1	0	1	0
Brosseau	1.000	3	1	5	5	0	0	0	0
Kiermaier	1.000	46	41	92	86	6	0	0	0
Lowe	1.000	12	11	21	21	0	0	0	0
Margot	.979	46	37	94	92	0	2	0	0
Meadows	1.000	26	24	38	38	0	0	0	0
O'Grady	-	1	1	0	0	0	0	0	0
Phillips	1.000	15	8	15	15	0	0	0	0
Renfroe	.953	39	32	64	60	1	3	0	0
Tsutsugo	1.000	16	12	15	15	0	0	0	0



RAYS AT HOME

BATTERS	AVG	G	AB	R	H	2B	3B	HR	RBI	SH	SF	HBP	BB-I	SO	SB	CS	GDP	OBP	SLG
Adames, W	.165	24	79	8	13	6	0	1	6	0	0	0	7-0	33	1	0	3	.233	.278
Arozarena, R	.333	9	27	6	9	1	0	2	2	0	0	2	2-0	13	1	0	1	.419	.593
Brosseau, M	.239	19	46	4	11	3	1	1	5	0	0	2	2-0	19	1	0	1	.300	.413
Choi, J	.241	22	54	8	13	9	0	1	9	0	3	0	12-2	18	0	0	0	.362	.463
Díaz, Y	.304	15	46	3	14	2	0	1	3	0	0	0	12-0	8	0	0	4	.448	.413
Kiermaier, K	.156	25	64	8	10	1	2	0	11	0	0	1	12-1	19	3	0	0	.299	.234
Lowe, B	.261	27	88	16	23	4	2	6	16	0	1	2	14-0	24	3	0	1	.371	.557
Lowe, N	.281	10	32	6	9	1	0	3	8	0	0	0	4-2	14	1	0	0	.361	.594
Margot, M	.233	20	60	9	14	4	0	1	5	0	0	0	7-0	13	7	2	0	.313	.350
Martínez, J	.333	13	39	8	13	4	0	2	9	0	0	0	6-1	11	0	0	3	.422	.590
Meadows, A	.200	20	70	7	14	5	1	1	9	0	1	0	7-0	30	1	0	0	.269	.343
Perez, M	.175	22	40	3	7	2	0	1	9	0	1	1	3-0	10	0	0	2	.244	.300
Phillips, B	.200	9	10	2	2	0	0	1	2	0	0	0	2-0	3	1	0	0	.333	.500
Renfroe, H	.150	20	60	11	9	1	0	5	11	0	0	0	11-0	19	1	0	2	.282	.417
Smith, K	.333	10	15	3	5	1	0	1	6	0	0	1	2-0	5	0	0	1	.444	.600
Tsutsugo, Y	.173	27	75	15	13	1	0	4	11	0	0	1	19-1	25	0	0	2	.347	.347
Wendle, J	.277	24	83	13	23	3	1	1	5	0	0	3	6-0	18	4	1	1	.348	.373
Zunino, M	.241	14	29	4	7	3	0	1	2	0	0	3	2-0	16	0	0	0	.353	.448

PITCHERS	W	L	ERA	G	GS	CG	SHO	SV	IP	H	R	ER	HR	HB	BB-I	SO	WP	BK
Alvarado, J	0	0	0.00	4	0	0	0	0	4.0	1	0	0	0	0	1-0	7	0	0
Anderson, N	2	1	1.13	10	0	0	0	4	8.0	3	2	1	1	0	3-0	11	0	0
Banda, A	1	0	0.00	2	0	0	0	0	3.0	1	1	0	0	0	1-0	1	0	0
Beeks, J	0	0	4.50	6	0	0	0	0	10.0	11	6	5	1	0	2-0	17	1	0
Castillo, D	1	0	1.69	11	0	0	0	2	10.2	5	2	2	1	0	5-0	12	0	0
Chirinos, Y	0	0	0.00	1	1	0	0	0	4.0	4	1	0	0	0	2-0	4	0	0
Curtiss, J	1	0	0.00	9	2	0	0	2	10.2	6	2	0	0	0	1-0	11	0	0
Drake, O	0	0	4.50	6	0	0	0	2	6.0	2	3	3	1	0	3-0	3	0	0
Fairbanks, P	3	2	3.14	15	1	0	0	0	14.1	15	6	5	2	1	10-0	22	3	0
Fleming, J	3	0	3.38	5	4	0	0	0	24.0	22	9	9	5	0	6-0	17	0	0
García, E	0	0	6.75	2	0	0	0	1	1.1	0	1	1	0	0	2-0	1	0	0
Gilmartin, S	0	0	8.31	2	0	0	0	0	4.1	7	4	4	2	0	4-0	5	0	0
Glasnow, T	2	1	4.85	5	5	0	0	0	26.0	21	14	14	6	0	10-0	43	2	0
Kittredge, A	0	0	0.00	4	0	0	0	0	6.0	3	0	0	0	0	2-0	2	0	0
Loup, A	0	2	2.08	12	0	0	0	0	13.0	10	5	3	1	0	1-0	9	0	0
Morton, C	1	1	6.00	5	5	0	0	0	21.0	28	15	14	3	1	4-0	22	1	0
Reed, C	0	0	0.00	1	0	0	0	0	0.2	0	0	0	0	0	0-0	0	0	0
Richards, T	0	0	3.97	3	1	0	0	0	11.1	16	8	5	0	0	4-0	9	1	0
Roe, C	2	0	0.00	4	0	0	0	0	4.2	2	1	0	0	0	0-0	5	0	0
Sherriff, R	1	0	0.00	6	0	0	0	0	5.2	6	0	0	0	0	1-0	0	0	0
Slegers, A	0	0	2.25	4	1	0	0	1	12.0	9	3	3	0	0	2-0	10	0	0
Snell, B	1	1	2.57	5	5	0	0	0	21.0	18	7	6	2	0	10-0	32	3	0
Thompson, R	1	0	1.23	13	1	0	0	0	14.2	11	3	2	1	0	5-0	11	0	0
Yarbrough, R	1	1	3.51	5	3	0	0	0	25.2	28	10	10	4	3	4-0	21	1	0



RAYS ON THE ROAD

BATTERS	AVG	G	AB	R	H	2B	3B	HR	RBI	SH	SF	HBP	BB-I	SO	SB	CS	GDP	OBP	SLG
Adames, W	.330	30	106	21	35	9	1	7	17	0	0	0	13-0	41	1	1	1	.403	.632
Arozarena, R	.243	14	37	9	9	1	0	5	9	0	1	3	4-0	9	3	0	1	.356	.676
Brosseau, M	.375	17	40	8	15	2	0	4	7	0	1	1	6-0	12	1	0	0	.458	.725
Choi, J	.221	20	68	8	15	4	0	2	7	0	0	0	8-0	18	0	0	1	.303	.368
Díaz, Y	.309	19	68	13	21	1	0	1	8	0	0	1	11-1	9	0	0	2	.413	.368
Kiermaier, K	.270	24	74	8	20	4	1	3	11	0	0	0	8-0	23	5	1	2	.341	.473
Lowe, B	.276	29	105	20	29	5	0	8	21	0	1	2	11-0	34	0	0	1	.353	.552
Lowe, N	.171	11	35	4	6	1	0	1	3	0	0	0	5-0	14	0	0	2	.275	.286
Margot, M	.294	27	85	10	25	5	0	0	6	0	1	0	6-0	12	5	2	0	.337	.353
Martínez, J	.107	11	28	2	3	0	0	0	1	0	0	0	3-0	9	0	0	2	.194	.107
Meadows, A	.210	16	62	12	13	3	0	3	4	0	1	1	10-0	20	1	1	0	.324	.403
O'Grady, B	.400	2	5	2	2	1	0	0	0	0	0	0	0-0	1	1	0	0	.400	.600
Perez, M	.159	16	44	4	7	1	0	0	4	0	0	0	4-0	17	0	0	1	.229	.182
Phillips, B	.100	8	10	0	1	0	1	0	1	0	0	0	3-0	4	2	0	0	.308	.300
Renfroe, H	.161	22	62	7	10	4	0	3	11	0	1	2	3-0	18	1	0	1	.221	.371
Smith, K	.188	7	16	0	3	2	0	0	2	0	0	0	3-0	6	0	0	0	.316	.313
Tsutsugo, Y	.220	24	82	12	18	4	1	4	13	0	1	0	7-0	25	0	0	3	.278	.439
Wendle, J	.294	26	85	11	25	6	1	3	12	0	1	2	4-1	17	4	1	0	.337	.494
Zunino, M	.087	14	46	4	4	1	0	3	8	0	0	0	4-0	21	0	0	0	.160	.304

PITCHERS	W	L	ERA	G	GS	CG	SHO	SV	IP	H	R	ER	HR	HB	BB-I	SO	WP	BK
Alvarado, J	0	0	10.80	5	0	0	0	0	5.0	8	7	6	2	2	5-0	6	3	0
Anderson, N	0	0	0.00	9	0	0	0	2	8.1	2	0	0	0	0	0-0	15	0	0
Banda, A	0	0	18.00	2	0	0	0	1	4.0	9	8	8	1	2	4-0	3	0	0
Beeks, J	1	1	1.93	6	0	0	0	1	9.1	10	3	2	0	0	2-0	9	1	0
Brosseau, M	0	0	0.00	1	0	0	0	0	0.1	0	0	0	0	0	0-0	1	0	0
Castillo, D	2	0	1.64	11	0	0	0	2	11.0	7	2	2	2	1	6-0	11	0	0
Chirinos, Y	0	0	3.68	2	2	0	0	0	7.1	10	3	3	2	2	2-0	6	0	0
Curtiss, J	2	0	3.14	8	1	0	0	0	14.1	15	5	5	3	2	2-0	14	0	0
Drake, O	0	2	7.20	5	0	0	0	0	5.0	5	5	4	1	0	3-1	4	1	0
Fairbanks, P	3	1	2.19	12	1	0	0	0	12.1	8	3	3	0	1	4-0	17	3	0
Fleming, J	2	0	1.08	2	1	0	0	0	8.1	6	1	1	0	1	1-0	8	0	0
García, E	0	0	13.50	2	0	0	0	0	2.0	3	3	3	2	0	2-0	0	0	0
Glasnow, T	3	0	3.45	6	6	0	0	0	31.1	22	12	12	5	0	12-0	48	5	0
Kittredge, A	0	0	9.00	4	1	0	0	1	2.0	5	2	2	0	0	0-0	1	0	0
Loup, A	3	0	3.00	12	0	0	0	0	12.0	7	4	4	2	3	3-0	13	0	0
Morton, C	1	1	3.18	4	4	0	0	0	17.0	15	6	6	1	3	6-0	20	0	0
Reed, C	0	0	0.00	1	0	0	0	0	2.0	1	0	0	0	0	0-0	2	0	0
Richards, T	0	0	6.97	6	3	0	0	0	20.2	28	16	16	6	0	7-0	18	0	0
Roe, C	0	0	5.79	6	0	0	0	1	4.2	8	3	3	0	1	3-0	4	0	0
Sherriff, R	0	0	0.00	4	0	0	0	1	4.0	0	0	0	0	0	1-0	2	0	0
Slegers, A	0	0	4.50	7	0	0	0	1	14.0	9	7	7	1	2	3-2	9	0	0
Snell, B	3	1	3.72	6	6	0	0	0	29.0	24	12	12	8	0	8-0	31	4	0
Thompson, R	0	2	8.49	12	0	0	0	1	11.2	18	12	11	3	0	3-0	12	0	1
Yarbrough, R	0	3	3.60	6	6	0	0	0	30.0	26	12	12	1	4	8-1	23	1	0



BATTING WITH RISP

BATTERS	AVG	AB	R	H	2B	3B	HR	RBI	SH	SF	HBP	BB-I	SO	SB	CS	GDP	OBP	SLG
Adames, W	.308	39	23	12	0	0	4	17	0	0	0	10-0	18	1	0	0	.449	.615
Arozarena, R	.182	11	8	2	0	0	1	3	0	1	0	0-0	6	0	0	0	.167	.455
Brosseau, M	.188	16	7	3	0	1	1	5	0	1	1	1-0	6	0	0	0	.263	.500
Choi, J	.235	34	14	8	3	0	1	13	0	3	0	11-2	9	0	0	1	.396	.412
Díaz, Y	.320	25	11	8	0	0	1	10	0	0	0	9-1	4	0	0	0	.500	.440
Kiermaier, K	.245	49	15	12	1	1	2	21	0	0	1	10-1	13	4	0	1	.383	.429
Lowe, B	.250	40	21	10	1	2	1	19	0	2	3	4-0	12	1	0	1	.347	.450
Lowe, N	.235	17	6	4	0	0	1	7	0	0	0	6-2	9	0	0	1	.435	.412
Margot, M	.237	38	17	9	2	0	0	9	0	1	0	4-0	6	3	1	0	.302	.289
Martínez, J	.353	17	8	6	1	0	1	9	0	0	0	3-1	3	0	0	2	.450	.588
Meadows, A	.174	23	9	4	2	0	0	8	0	2	0	6-0	7	0	1	0	.323	.261
O'Grady, B	.000	2	2	0	0	0	0	0	0	0	0	0-0	1	0	0	0	.000	.000
Perez, M	.240	25	5	6	1	0	0	11	0	1	0	0-0	7	0	0	0	.231	.280
Phillips, B	.250	4	1	1	0	0	0	1	0	0	0	2-0	1	2	0	0	.500	.250
Renfroe, H	.212	33	10	7	4	0	1	13	0	1	0	4-0	10	1	0	2	.289	.424
Smith, K	.333	12	2	4	0	0	0	6	0	0	0	2-0	2	0	0	0	.429	.333
Tsutsugo, Y	.244	41	18	10	2	0	2	16	0	1	0	11-1	9	0	0	2	.396	.439
Wendle, J	.229	35	17	8	3	0	0	11	0	1	2	4-1	7	3	0	0	.333	.314
Zunino, M	.158	19	6	3	0	0	2	8	0	0	1	3-0	7	0	0	0	.304	.474



BATTING WITH BASES LOADED

BATTERS	AVG	AB	R	H	2B	3B	HR	RBI	SH	SF	HBP	BB-I	SO	SB	CS	GDP	OBP	SLG
Adames, W	.200	5	5	1	0	0	1	4	0	0	0	0-0	2	0	0	0	.200	.800
Arozarena, R	.000	1	0	0	0	0	0	0	0	0	0	0-0	1	0	0	0	.000	.000
Brosseau, M	.000	2	1	0	0	0	0	0	0	0	0	0-0	1	0	0	0	.000	.000
Choi, J	.000	1	4	0	0	0	0	3	0	2	0	1-0	0	0	0	0	.250	.000
Díaz, Y	.000	4	2	0	0	0	0	1	0	0	0	0-0	0	0	0	0	.000	.000
Kiermaier, K	1.000	1	4	1	0	0	0	3	0	0	0	1-0	0	0	0	0	1.000	1.000
Lowe, B	.200	5	3	1	0	0	0	2	0	0	0	0-0	1	0	0	0	.200	.200
Lowe, N	.000	0	1	0	0	0	0	1	0	0	0	1-0	0	0	0	0	1.000	.000
Margot, M	.333	6	2	2	0	0	0	2	0	0	0	0-0	1	0	0	0	.333	.333
Martínez, J	.500	2	0	1	0	0	0	1	0	0	0	0-0	0	0	0	0	.500	.500
Meadows, A	.500	2	4	1	0	0	0	2	0	0	0	0-0	0	0	0	0	.500	.500
O'Grady, B	.000	0	1	0	0	0	0	0	0	0	0	0-0	0	0	0	0	.000	.000
Perez, M	.400	5	0	2	1	0	0	5	0	0	0	0-0	2	0	0	0	.400	.600
Phillips, B	.000	0	0	0	0	0	0	0	0	0	0	0-0	0	0	0	0	.000	.000
Renfroe, H	.000	2	4	0	0	0	0	1	0	1	0	0-0	1	0	0	1	.000	.000
Smith, K	.667	3	0	2	0	0	0	4	0	0	0	0-0	0	0	0	0	.667	.667
Tsutsugo, Y	.500	2	5	1	0	0	0	3	0	0	0	1-0	0	0	0	0	.667	.500
Wendle, J	.400	5	4	2	1	0	0	6	0	1	0	0-0	1	0	0	0	.333	.600
Zunino, M	.000	2	0	0	0	0	0	0	0	0	0	0-0	1	0	0	0	.000	.000



RAYS vs. RIGHTHANDERS

BATTERS	AVG	AB	R	H	2B	3B	HR	RBI	SH	SF	HBP	BB-I	SO	SB	CS	GDP	OBP	SLG
Adames, W	.239	138	18	33	8	1	6	16	0	0	0	14-0	57	1	1	2	.309	.442
Arozarena, R	.227	44	11	10	2	0	3	6	0	1	3	5-0	20	4	0	1	.340	.477
Brosseau, M	.273	44	5	12	0	1	1	2	0	0	1	6-0	17	2	0	1	.373	.386
Choi, J	.248	105	15	26	13	0	2	14	0	3	0	19-2	28	0	0	1	.354	.429
Díaz, Y	.325	80	14	26	1	0	2	8	0	0	1	12-0	10	0	0	5	.419	.413
Kiermaier, K	.227	119	14	27	4	3	3	17	0	0	1	18-1	36	8	1	1	.333	.387
Lowe, B	.259	143	25	37	6	2	8	28	0	2	0	19-0	44	2	0	2	.341	.497
Lowe, N	.250	52	9	13	2	0	4	10	0	0	0	7-2	16	1	0	2	.339	.519
Margot, M	.284	109	11	31	8	0	0	9	0	1	0	9-0	20	9	2	0	.336	.358
Martínez, J	.250	32	4	8	0	0	1	6	0	0	0	6-1	8	0	0	4	.368	.344
Meadows, A	.227	97	18	22	7	1	4	7	0	0	1	13-0	35	2	1	0	.324	.443
O'Grady, B	.500	4	2	2	1	0	0	0	0	0	0	0-0	1	1	0	0	.500	.750
Perez, M	.132	76	5	10	3	0	1	10	0	1	1	4-0	25	0	0	2	.183	.211
Phillips, B	.176	17	2	3	0	1	1	3	0	0	0	4-0	6	3	0	0	.333	.471
Renfroe, H	.160	81	10	13	5	0	3	14	0	0	1	6-0	23	2	0	3	.227	.333
Smith, K	.333	21	2	7	3	0	0	6	0	0	0	2-0	4	0	0	1	.391	.476
Tsutsugo, Y	.183	120	21	22	4	1	6	20	0	1	0	21-1	34	0	0	5	.303	.383
Wendle, J	.284	134	18	38	8	2	4	14	0	1	5	6-1	29	6	2	1	.336	.463
Zunino, M	.189	53	7	10	4	0	3	7	0	0	2	4-0	26	0	0	0	.271	.434

PITCHERS	AVG	AB	H	HR	HB	BB	SO
Alvarado, J	.333	27	9	2	0	5	7
Anderson, N	.034	29	1	0	0	2	14
Banda, A	.400	20	8	1	2	2	1
Beeks, J	.294	51	15	0	0	4	16
Brosseau, M	.000	1	0	0	0	0	1
Castillo, D	.164	55	9	3	0	6	17
Chirinos, Y	.364	22	8	2	1	3	3
Curtiss, J	.250	56	14	3	0	3	14
Drake, O	.176	17	3	1	0	1	4
Fairbanks, P	.259	54	14	1	1	7	23
Fleming, J	.212	85	18	3	0	7	17
García, É	.375	8	3	2	0	3	1
Gilmartin, S	.455	11	5	2	0	3	1

PITCHERS	AVG	AB	H	HR	HB	BB	SO
Glasnow, T	.200	110	22	8	0	13	47
Kittredge, A	.286	21	6	0	0	2	1
Loup, A	.192	52	10	3	1	3	14
Morton, C	.304	92	28	1	2	3	21
Reed, C	.125	8	1	0	0	0	1
Richards, T	.361	83	30	3	0	6	15
Roe, C	.333	27	9	0	0	3	7
Sherriff, R	.211	19	4	0	0	2	1
Slegers, A	.175	57	10	1	2	2	13
Snell, B	.232	138	32	7	0	17	43
Thompson, R	.284	74	21	4	0	4	20
Yarbrough, R	.255	157	40	4	5	8	33



POSTSEASON OPPONENTS



**CHICAGO
WHITE SOX**
A.L. CENTRAL

SERIES AT A GLANCE

- ♦ The two clubs did not meet in 2020.
- ♦ The Rays went 4-2 against the White Sox in 2019 (1-2 at home, 3-0 on the road) and the road team won the first 5 games of the season series.
- ♦ The Rays swept a 3-game series in Chicago from April 8-10, 2019, the third sweep of the White Sox in franchise history and first on the road.
- ♦ The Rays won on July 21, 2019 to snap a 5-game home losing streak against the White Sox, which tied June 25, 2007–April 18, 2008 for the longest such streak in franchise history against them.
- ♦ C Kevan Smith is the only current Ray who once played for the White Sox (2016-18)...the only current White Sox who formerly played for the Rays are RH Steve Cishek (2017) and RH Alex Colomé (2013-18).

POSTSEASON HISTORY

- ♦ The first postseason series in franchise history came against the White Sox (2008 ALDS)...the Rays won the first 2 games at home and clinched the best-of-five with a Game 4 win in Chicago...the Rays recorded 6 HR and 7 SB in the 4 games.

ALL-TIME RESULTS

YEAR	OVERALL	HOME	ROAD
1998	6-5	3-3	3-2
1999	4-6	2-2	2-4
2000	4-6	2-4	2-2
2001	2-5	1-2	1-3
2002	3-4	2-2	1-2
2003	3-3	2-1	1-2
2004	2-4	1-2	1-2
2005	2-4	2-1	0-3
2006	3-3	2-1	1-2
2007	1-6	0-4	1-2
2008	6-4	4-3	2-1
2009	2-6	1-3	1-3
2010	4-3	2-2	2-1
2011	4-4	3-1	1-3
2012	3-4	0-3	3-1
2013	5-2	3-0	2-2
2014	2-5	1-2	1-3
2015	5-1	3-0	2-1
2016	3-4	2-1	1-3
2017	3-3	2-1	1-2
2018	2-4	0-3	2-1
2019	4-2	1-2	3-0
Totals	73-88	39-43	34-45





**CLEVELAND
INDIANS**
A.L. CENTRAL

SERIES AT A GLANCE

- ◆ The two clubs did not meet in 2020.
- ◆ The Rays went 6-1 against the Indians in 2019 (3-0 at home, 3-1 on the road), their best single-season record against them...the Rays outscored the Indians, 41-18, in the 7 games and held them to 3 runs (or fewer) in six of 7 games.
- ◆ The Rays have won five consecutive games against the Indians since May 25, 2019, one shy of tying the longest winning streak in club history against them (May 21, 2004–Aug 14, 2005).
- ◆ The Rays swept a 3-game home series from Aug 30–Sep 1, 2019...they entered the series 2.5 GB of the Indians for the first Wild Card spot and ended the series holding sole possession of the first Wild Card, 0.5 games ahead of the Indians.
- ◆ Manager Kevin Cash was the Indians bullpen coach under Terry Francona in 2013-14...bench coach Matt Quatraro served a four-year stint (2014-17) as the assistant hitting coach on Francona's staff with the Indians.
- ◆ INF Yandy Diaz signed with the Indians in 2013 and spent parts of two seasons in the majors with them...RH Oliver Drake made 4 apps for them in 2018...INF Joey Wendle was selected by the Indians in the 2012 June Draft and traded to Oakland for INF/OF Brandon Moss in 2014.

POSTSEASON HISTORY

- ◆ The Rays won the 2013 AL Wild Card Game, 4-0, at Progressive Field...it was the second postseason shutout in franchise history, following Game 1 of the 2011 ALDS at TEX...it was the Indians 44th postseason home game in their history, but only the second time they were shut out.

ALL-TIME RESULTS

YEAR	OVERALL	HOME	ROAD
1998	3-7	3-2	0-5
1999	4-5	2-1	2-4
2000	2-8	1-5	1-3
2001	1-5	0-3	1-2
2002	2-4	1-2	1-2
2003	2-5	0-3	2-2
2004	3-3	3-0	0-3
2005	6-4	1-3	5-1
2006	1-6	1-2	0-4
2007	2-8	2-4	0-4
2008	2-5	2-1	0-4
2009	3-5	3-1	0-4
2010	7-2	5-1	2-1
2011	4-2	2-1	2-1
2012	4-4	2-2	2-2
2013	4-2	2-1	2-1
2014	2-4	1-2	1-2
2015	2-5	0-4	2-1
2016	1-5	1-2	0-3
2017	3-4	1-3	2-1
2018	4-2	2-1	2-1
2019	6-1	3-0	3-1
Totals	68-96	38-44	30-52





**HOUSTON
ASTROS**
A.L. WEST

SERIES AT A GLANCE

- ♦ The two clubs did not meet in 2020.
- ♦ The Rays have not lost a season series to the Astros since 2008, going 8-0-1 since...the Rays went 4-3 in 2017, 2018 and 2019, and the Astros finished with 101, 103 and 107 wins in those seasons...according to Stats LLC, the Rays were the first team in major league history to win the season series in three consecutive years against an opponent who finished with 100 wins (or more) in each of those seasons.
- ♦ The Rays are 30-18 since the Astros joined the AL in 2013, with nine shutouts over that span.
- ♦ The only Rays player who formerly played for the Astros is RH Charlie Morton, who was on the mound for the final out in Game 7 of the 2017 World Series...he went 29-10 with a 3.36 ERA (313.2-IP, 117-ER) in two seasons with them.
- ♦ RH Ryan Thompson was selected by the Astros in the 23rd round of the 2014 June Draft...he was selected by the Rays from the Astros in the Triple-A phase of the 2018 Rule 5 Draft.
- ♦ Manager Kevin Cash played 20 games with the Astros in 2010, hitting 2 HR in 54 AB.
- ♦ Third base coach Rodney Linares spent 21 years (1998-2018) in the Astros organization, including 12 years (2007-18) as a minor league manager.
- ♦ The Astros hired General Manager James Click, who spent 14 seasons in the Rays Baseball Operations department, on Feb 3, 2020.

POSTSEASON HISTORY

- ♦ The Rays fell behind in the 2019 ALDS, 2-0, but pushed the eventual AL champion Astros to a decisive fifth game...the home team won every game...the Rays outscored them, 14-4, in 2 games at Tropicana Field but lost the 3 games at Minute Maid Park by a combined 15-4 score.

ALL-TIME RESULTS

YEAR	OVERALL	HOME	ROAD
2003	0-3	0-0	0-3
2008	1-2	1-2	0-0
2010	2-1	0-0	2-1
2011	3-0	0-0	3-0
2013	5-2	2-1	3-1
2014	5-2	3-1	2-1
2015	5-2	3-0	2-2
2016	3-3	2-1	1-2
2017	4-3	1-2	3-1
2018	4-3	3-1	1-2
2019	4-3	3-1	1-2
Totals	36-24	18-9	18-15





MINNESOTA
TWINS
A.L. CENTRAL

SERIES AT A GLANCE

- ♦ The two clubs did not meet in 2020.
- ♦ The Rays went 2-5 against the Twins in 2019 (1-3 at home, 1-2 on the road), losing the season series for the first time since 2015...the Rays won the series opener, 14-3, at home and the series finale, 5-2 (in 18 innings), at Target Field but were outscored, 35-20, and out-hit, 60-35, in between.
- ♦ The Twins were one of three teams the Rays had a losing record against in 2019, along with the Athletics (3-4) and Yankees (7-12).
- ♦ Twins Manager Rocco Baldelli spent four seasons on Kevin Cash's coaching staff before being hired by the Twins on Oct 25, 2018...he was the Rays major league field coordinator in 2018 and the first base coach from 2015-17.
- ♦ Rocco and Cash are two of six former Rays players who have gone on to manage major league teams, along with Mickey Callaway (Mets), Ozzie Guillén (White Sox, Marlins), Dave Martinez (Nationals) and Gabe Kapler (Phillies, Giants).
- ♦ RH John Curtiss (2017-18), RH Oliver Drake (2018) and RH Aaron Slegers (2017-18) all formerly pitched for the Twins...RH Nick Anderson signed with the Twins in 2015 after pitching for the Frontier Greys in independent ball.
- ♦ The only Twins who formerly played for the Rays are RH Jake Odorizzi (2013-17) and RH Sergio Romo (2017-18)...Romo was the first reliever the Rays used as an opener, starting back-to-back games from May 19-20, 2018.

ALL-TIME RESULTS

YEAR	OVERALL	HOME	ROAD
1998	4-7	2-3	2-4
1999	5-5	2-4	3-1
2000	6-4	3-1	3-3
2001	6-1	4-0	2-1
2002	2-5	2-1	0-4
2003	0-6	0-3	0-3
2004	5-4	2-1	3-3
2005	0-6	0-3	0-3
2006	1-6	1-2	0-4
2007	4-3	2-1	2-2
2008	3-3	2-2	1-1
2009	3-3	2-1	1-2
2010	5-3	2-2	3-1
2011	7-3	3-1	4-2
2012	5-1	2-1	3-0
2013	6-1	4-0	2-1
2014	4-2	1-2	3-0
2015	2-4	1-2	1-2
2016	4-3	1-2	3-1
2017	4-2	2-1	2-1
2018	4-3	3-0	1-3
2019	2-5	1-3	1-2
Totals	82-80	42-36	40-44





**NEW YORK
YANKEES**
A.L. EAST

SERIES AT A GLANCE

- ♦ The Rays went 8-2 against the Yankees (3-1 at home, 5-1 on the road), the best winning pct. against them in club history and best in the majors since the 2013 A's (5-1) and 2013 Mets (4-0)...the Rays went 5-1 at Yankee Stadium, the best record of any visitor to the new ballpark (min. 5 games) and best mark by any team visiting the Bronx since the 2001 Mariners (5-1).
- ♦ The Rays entered the season series 4 GB in the division and ended it 4.5 games ahead.
- ♦ The Rays ended the Yankees club-record 27-series home unbeaten streak (24-0-3), snapped their 12-game home winning streak (Sep 21, 2019–Aug 17, 2020) and their club-record streak of homers in 12 straight games to start the season.
- ♦ The Rays out-homered the Yankees, 16-13, and ended the season series with multiple homers in seven consecutive games against them.
- ♦ In the season series, the Rays held the Yankees to 3.40 R/G and a .117 avg. (7-for-60) with RISP... against other opponents, the Yankees scored 5.62 R/G and hit .276 (109-for-395) with RISP.
- ♦ The Rays won six straight games from Aug 8 (G2)–Aug 31, the first team to win six straight against them within the same season since the 2011 Red Sox...the Rays were the first visiting team to win four straight at Yankee Stadium within the same season since the 2015 Blue Jays.
- ♦ From Aug 18-20, the Rays swept a series of 3 games (or more) at Yankee Stadium for the third time in franchise history, following June 30–July 2, 2014 (3-0) and Sep 24-26, 2013 (3-0)...the Rays won the rubber match of the next series to win back-to-back series at Yankee Stadium for the first time since May 2–July 2, 2014.
- ♦ The Rays played their game on Sep 1 at NYY with 13 players on the injured list, tying the single-game franchise record.
- ♦ On Sep 1 at NYY, Manager Kevin Cash was ejected in the 9th inning and received a 1-game suspension and an undisclosed fine for his ejection and his postgame comments...the next day, Major League Baseball announced a 1-game suspension for Yankees Manager Aaron Boone and a 3-game suspension for Yankees closer Aroldis Chapman, the latter of which has not yet been served, for intentionally throwing a pitch at the head area of Mike Brosseau.

ALL-TIME RESULTS

YEAR	OVERALL	HOME	ROAD
1998	1-11	1-5	0-6
1999	4-8	1-5	3-3
2000	6-6	4-2	2-4
2001	6-13	5-5	1-8
2002	5-13	3-6	2-7
2003	5-14	2-8	3-6
2004	4-15	4-5	0-10
2005	11-8	5-5	6-3
2006	5-13	3-6	2-7
2007	8-10	4-5	4-5
2008	7-11	4-5	3-6
2009	7-11	4-5	3-6
2010	10-8	5-4	5-4
2011	9-9	6-3	3-6
2012	10-8	7-2	3-6
2013	12-7	5-4	7-3
2014	11-8	5-5	6-3
2015	7-12	4-6	3-6
2016	8-11	5-4	3-7
2017	7-12	5-4	2-8
2018	9-10	6-4	3-6
2019	7-12	5-4	2-8
2020	8-2	3-1	5-1
Totals	167-232	96-103	71-129

2020 RESULTS [8-2]

DATE	H/R	SCORE	WINNER	LOSER	SAVE
8/7	H	W, 1-0	Roe	Ottavino	--
8/8 (1)	H	L, 4-8	Green	Glasnow	--
8/8 (2)	H	W, 5-3	Fairbanks	King	Anderson
8/9	H	W, 4-3	Thompson	Britton	--
8/18	R	W, 6-3	Snell	Tanaka	Roe
8/19	R	W, 4-2	Fairbanks	Britton	Beeks
8/20	R	W, 10-5	Castillo	Ottavino	--
8/31	R	W, 5-3	Glasnow	Cole	Castillo
9/1	R	L, 3-5	Tanaka	Thompson	Chapman
9/2	R	W, 5-2	Curtiss	Montgomery	--





OAKLAND ATHLETICS

A.L. WEST

SERIES AT A GLANCE

- ♦ The two clubs did not meet in 2020.
- ♦ The Rays went 3-4 against the Athletics in 2019 (1-2 at home, 2-2 on the road), and all 7 games were played over a 14-day stretch from June 10-23...the Athletics were one of three teams the Rays had a losing record against in 2019, along with the Twins (2-5) and Yankees (7-12).
- ♦ The Rays are 76-109 all-time against them, and their 32-60 (.348) record at the Oakland Coliseum is their 2nd-worst at any ballpark (min. 10 games) behind old Yankee Stadium.
- ♦ The Rays went a combined 13-8 against the Athletics over the 2017-19 seasons.
- ♦ Since July 22, 2016, 16 of the 23 games have been decided by 2 runs (or fewer) and 13 of the 23 have been decided by 1-run margins.
- ♦ INF Joey Wendle is the only current Ray who once played for the Athletics (2016-17)...he was designated for assignment by the Athletics in December 2017 and acquired by the Rays for a player to be named (C Jonah Heim).

POSTSEASON HISTORY

- ♦ The Rays won the 2019 AL Wild Card Game, 5-1, in front of 54,005 at the Oakland Coliseum, the highest attendance for a Wild Card Game under the new format...the Rays held a lead from the fifth pitch through the final pitch.
- ♦ Yandy Díaz homered in the 1st and 3rd innings, becoming the fifth Ray with a multi-HR game in the postseason and the first to do it in a "winner take all" game...his leadoff homer was the first in club postseason history and second in Wild Card Game history, following MIN Brian Dozier in the 2017 AL Wild Card Game at NYY.

ALL-TIME RESULTS

YEAR	OVERALL	HOME	ROAD
1998	6-5	4-2	2-3
1999	1-9	0-4	1-5
2000	2-7	1-4	1-3
2001	2-7	1-2	1-5
2002	1-8	1-5	0-3
2003	3-6	2-1	1-5
2004	2-7	2-4	0-3
2005	5-4	5-1	0-3
2006	3-6	1-2	2-4
2007	6-4	4-3	2-1
2008	6-3	2-1	4-2
2009	4-6	3-4	1-2
2010	5-4	2-0	3-4
2011	2-5	1-2	1-3
2012	4-5	2-4	2-1
2013	3-3	3-0	0-3
2014	2-4	1-2	1-2
2015	4-3	2-2	2-1
2016	2-5	1-2	1-3
2017	5-2	3-1	2-1
2018	5-2	2-1	3-1
2019	3-4	1-2	2-2
Totals	76-109	44-49	32-60





TORONTO BLUE JAYS

A.L. EAST

SERIES AT A GLANCE

- ♦ The Rays went 6-4 against the Blue Jays (4-3 at home, 2-1 on the road)...the last 6 games and eight of 10 overall were decided by 2 runs (or fewer)...four of the 10 games went to extras.
- ♦ The Rays lost the first game of all three series.
- ♦ The Rays were outscored, 48-44, outthomered, 17-11, had a higher starter ERA (4.04-3.83) and a higher bullpen ERA (4.44-3.54).
- ♦ The Rays trailed in eight of the 10 games but overcame a deficit in four of their 6 wins.
- ♦ The Rays and Blue Jays ranked 1st and 2nd in the AL in come-from-behind wins...the Rays had 20 and the Blue Jays had 17.
- ♦ The game on Aug 15 at Sahlen Field marked the third time the Rays were involved in a suspended game (second time in the regular season), following April 16, 2010 and Game 5 of the 2008 World Series...the next day, the Rays won the completion of the suspended game as well as the regularly scheduled game.
- ♦ Blue Jays Manager Charlie Montoyo spent four seasons on Kevin Cash's coaching staff before being hired by the Blue Jays on Oct 25, 2018... he was the Rays bench coach in 2018 and the third base coach from 2015-17.
- ♦ Montoyo joined the Rays organization on Oct 31, 1996 and managed at every level in the system...his overall managing record in 18 seasons was 1,266-1,142 (.526), and his teams advanced to the postseason nine times...in eight seasons with Triple-A Durham, he guided the Bulls to seven International League South Division titles, a league-record six trips to the IL finals and two Governors' Cup championships (2009, 2013).
- ♦ LH Aaron Loup spent the first 10 seasons of his professional career in the Blue Jays organization...he totaled 369 apps with the Blue Jays, 7th in club history and most among lefties, ahead of Scott Downs (347)...RH Oliver Drake made 2 apps with the Blue Jays in 2018.

ALL-TIME RESULTS

YEAR	OVERALL	HOME	ROAD
1998	5-7	5-1	0-6
1999	5-8	3-3	2-5
2000	5-7	2-4	3-3
2001	9-10	5-5	4-5
2002	8-11	5-4	3-7
2003	11-8	5-4	6-4
2004	9-9	6-3	3-6
2005	8-11	3-6	5-5
2006	6-12	3-6	3-6
2007	9-9	5-4	4-5
2008	11-7	7-2	4-5
2009	14-4	8-1	6-3
2010	10-8	6-3	4-5
2011	12-6	6-3	6-3
2012	14-4	8-1	6-3
2013	11-8	6-4	5-4
2014	8-11	4-6	4-5
2015	10-9	6-3	4-6
2016	11-8	5-5	6-3
2017	9-10	6-4	3-6
2018	13-6	7-2	6-4
2019	13-6	8-2	5-4
2020	6-4	4-3	2-1
Totals	217-183	123-79	94-104

2020 RESULTS (6-4)

DATE	H/R	SCORE	WINNER	LOSER	SAVE
7/24	H	L, 4-6	Romano	Morton	Giles
7/25	H	W, 4-1	Yarbrough	Gaviglio	Drake
7/26	H	W, 6-5	Roe	Yamaguchi	--
8/14	R	L, 4-12	Font	Thompson	--
8/15	R	W, 3-2	Loup	Romano	Anderson
8/16	R	W, 7-5	Loup	Font	Slegers
8/21	H	L, 5-6	Hatch	Loup	Romano
8/22	H	W, 2-1	Banda	Bass	--
8/23	H	W, 5-4	Fleming	Borucki	Curtiss
8/24	H	L, 4-6	Hatch	Loup	Romano





ATLANTA BRAVES

N.L. EAST

SERIES AT A GLANCE

- ♦ The Rays went 2-2 against the Braves and the home team won all 4 games...from July 27-28, the Rays completed the second sweep of the Braves in club history, following Aug 11-12, 2015 at home (2-0)...from July 29-30, the Rays were swept by the Braves for the fourth time in club history, first since May 8-9, 2018 at home (0-2).
- ♦ The Rays scored 19 runs and hit 5 HR in the 2 games at home but were limited to 5 runs and held homerless in 2 games at Truist Park.
- ♦ On July 27 vs. ATL, Rays pitchers recorded 19 SO, setting a franchise record for a 9-inning game and one shy of tying the major league record...the Rays became the first team in major league history, regardless of game length, to see its pitching staff record 19 SO (or more) and its offense score 14 runs (or more).
- ♦ RH Chaz Roe spent parts of two seasons (2016-17) with the Braves before being traded to the Rays for cash considerations...RH Charlie Morton was selected by the Braves in the 2002 June Draft and made 15 starts for them in 2008 before the trade to the Pirates.
- ♦ The only Braves who formerly played for the Rays are C Travis d'Arnaud (2019) and INF Adeiny Hechavarria (2017-18).

ALL-TIME RESULTS

YEAR	OVERALL	HOME	ROAD
1998	0-3	0-3	0-0
1999	0-3	0-0	0-3
2000	1-2	1-2	0-0
2001	2-1	0-0	2-1
2003	1-2	1-2	0-0
2006	1-2	1-2	0-0
2010	1-2	0-0	1-2
2012	1-2	1-2	0-0
2015	3-1	2-0	1-1
2018	1-3	0-2	1-1
2020	2-2	2-0	0-2
Totals	13-23	8-13	5-10

2020 RESULTS (2-2)

DATE	H/R	SCORE	WINNER	LOSER	SAVE
7/27	H	W, 14-5	Castillo	Foltynewicz	--
7/28	H	W, 5-2	Fairbanks	Wright	Drake
7/29	R	L, 4-7	O'Day	Drake	Melancon
7/30	R	L, 1-2	Fried	Yarbrough	Melancon



CHICAGO CUBS

N.L. CENTRAL

SERIES AT A GLANCE

- ♦ The two clubs did not meet in 2020.
- ♦ The Rays haven't played the Cubs since Sep 19-20, 2017 at Tropicana Field (1-1).
- ♦ The Rays are 8-5 (.615) all-time against them, their 2nd-best record against any opponent behind their 14-7 (.667) mark against the Padres.
- ♦ Joe Maddon managed the Rays to a 754-705 (.517) record from 2006-14 and managed the Cubs to a 471-339 (.581) record from 2015-19, including a World Series title in 2016.
- ♦ The Rays traded 1B/DH José Martínez to the Cubs on Aug 30 in exchange for two players to be named or cash considerations.

ALL-TIME RESULTS

YEAR	OVERALL	HOME	ROAD
2003	1-2	0-0	1-2
2008	3-0	3-0	0-0
2014	2-1	0-0	2-1
2017	2-2	1-1	1-1
Totals	8-5	4-1	4-4





CINCINNATI REDS

N.L. CENTRAL

SERIES AT A GLANCE

- ♦ The two clubs did not meet in 2020.
- ♦ The Rays haven't played the Reds since June 19-21, 2017 at Tropicana Field (2-1).
- ♦ The Rays are 5-10 (.333) all-time against the Reds, their worst record against any opponent...they were 0-6 as the Devil Rays (1998-2007) and 1-8 through 2011 but since then have gone 4-2.
- ♦ INF/OF Brian O'Grady was acquired from the Reds on Nov 27, 2019...the only Reds who formerly played for the Rays are C Curt Casali (2014-17) and RH José De León (2017-19).

ALL-TIME RESULTS

YEAR	OVERALL	HOME	ROAD
2003	0-3	0-3	0-0
2005	0-3	0-0	0-3
2011	1-2	1-2	0-0
2014	2-1	0-0	2-1
2017	2-1	2-1	0-0
Totals	5-10	3-6	2-4



LOS ANGELES DODGERS

N.L. WEST

SERIES AT A GLANCE

- ♦ The two clubs did not meet in 2020.
- ♦ The Rays went 2-2 against the Dodgers in 2019 (1-1 at home, 1-1 on the road)...the Rays are 7-10 all-time against them and the 7 wins are tied for their 3rd-fewest against any opponent, behind the Pirates (6) and Reds (5).
- ♦ The Dodgers hired President of Baseball Operations Andrew Friedman, who was with the Rays for nine seasons (including two division titles and a World Series appearance), on Oct 14, 2014...broadcaster Joe Davis did play-by-play for Double-A Montgomery from 2010-12.
- ♦ RH Dylan Floro (2016), LH Adam Kolarek (2017-19) and LH Jake McGee (2010-15) all formerly pitched for the Rays...LH David Price, who opted out of the 2020 season, was selected first overall in the 2007 June Draft...he is the club's all-time leader with a 3.18 ERA (min. 300 IP) and his 2012 AL Cy Young Award was the first in franchise history...he was on the mound when the Rays won Game 7 of the 2008 ALCS and the "Game 163" tiebreaker in 2013.

ALL-TIME RESULTS

YEAR	OVERALL	HOME	ROAD
2002	1-2	1-2	0-0
2007	2-1	2-1	0-0
2013	0-3	0-0	0-3
2016	2-2	1-1	1-1
2019	2-2	1-1	1-1
Totals	7-10	5-5	2-5





MIAMI
MARLINS
N.L. EAST

SERIES AT A GLANCE

- ◆ The Rays went 5-1 against the Marlins (2-1 at home, 3-0 on the road), clinching the "Citrus Series" for a second consecutive season and for the ninth time in 13 seasons since 2008.
- ◆ From July 22, 2018-Sep 4, 2020, the Rays won a franchise-record nine consecutive games over the Marlins, outscoring them, 49-23, over that stretch...it tied for the 4th-longest winning streak against a single opponent in club history.
- ◆ The Rays swept the Marlins in a road series of 3 games (or more) for the third time in club history, following June 8-10, 2012 (3-0) and June 24-26, 2008 (3-0)...they pitched back-to-back shutouts on Aug 28-29 at MIA, extending their streak of shutouts at Marlins Park to four straight dating back to May 14, 2019.
- ◆ According to Stats LLC, the Rays became the third team in the live ball era (1920) to pitch four consecutive shutouts at any road ballpark...they joined the 1981-82 Orioles (4) at Exhibition Stadium (Blue Jays) and the 1969-70 Mets (5) at Connie Mack Stadium (Phillies).
- ◆ RH Nick Anderson and RH Trevor Richards were acquired from the Marlins in a four-player deal at the trade deadline in 2019.
- ◆ Several Marlins were previously in the Rays organization: 1B Jesús Aguilar, RH Brad Boxberger, OF Corey Dickerson, INF Logan Forsythe, OF Matt Joyce, INF Sean Rodríguez, OF Jesús Sánchez (minors) and RH Ryne Stanek.

ALL-TIME RESULTS

YEAR	OVERALL	HOME	ROAD
1998	1-3	1-1	0-2
1999	1-5	0-3	1-2
2000	3-3	2-1	1-2
2001	2-4	2-1	0-3
2002	4-2	2-1	2-1
2003	0-3	0-0	0-3
2004	4-2	2-1	2-1
2005	0-6	0-3	0-3
2006	4-2	3-0	1-2
2007	2-4	0-3	2-1
2008	5-1	2-1	3-0
2009	5-1	3-0	2-1
2010	2-4	1-2	1-2
2011	4-2	3-0	1-2
2012	5-1	2-1	3-0
2013	4-0	2-0	2-0
2014	0-4	0-2	0-2
2015	5-1	3-0	2-1
2016	1-3	0-2	1-1
2017	3-1	1-1	2-0
2018	2-4	1-2	1-2
2019	4-0	2-0	2-0
2020	5-1	2-1	3-0
Totals	66-57	34-26	32-31

2020 RESULTS [5-1]

DATE	H/R	SCORE	WINNER	LOSER	SAVE
8/28	R	W, 2-0	Fairbanks	Bleier	Castillo
8/29	R	W, 4-0	Fleming	López	--
8/30	R	W, 12-7	Snell	Alcantara	--
9/4	H	W, 5-4	Fleming	López	Anderson
9/5	H	L, 3-7	Alcantara	Snell	Kintzler
9/6	H	W, 5-4	Curtiss	Kintzler	--





**MILWAUKEE
BREWERS**
N.L. CENTRAL

SERIES AT A GLANCE

- ♦ The two clubs did not meet in 2020.
- ♦ The Rays haven't played the Brewers since Aug 4-6, 2017 at Tropicana Field (1-2)...the Rays were shut out in the first 2 games but won the series finale on Steven Souza Jr.'s walk-off homer.
- ♦ The Rays are 7-5 (.583) all-time against the Brewers and have won three of the four series... they have made one visit to Miller Park (June 20-22, 2011), their fewest of a current ballpark.
- ♦ OF Avisail García and INF Eric Sogard both played for the Rays in 2019.

ALL-TIME RESULTS

YEAR	OVERALL	HOME	ROAD
2005	2-1	2-1	0-0
2011	2-1	0-0	2-1
2014	2-1	2-1	0-0
2017	1-2	1-2	0-0
Totals	7-5	5-4	2-1



**SAN DIEGO
PADRES**
N.L. WEST

SERIES AT A GLANCE

- ♦ The two clubs did not meet in 2020.
- ♦ The Rays went 2-1 against the Padres in 2019, all on the road...it was only the second visit to Petco Park in club history and first in over 15 years...the loss in the series finale was their first to the Padres since June 23, 2010, snapping a 9-game winning streak against them.
- ♦ The Rays are 14-7 (.667) all-time against the Padres, their best mark against any opponent.
- ♦ The Devil Rays were the first AL team to visit Petco Park during its inaugural season, sweeping a 3-game series from June 15-17, 2004.
- ♦ The Rays and Padres made two trades in the 2019-20 offseason...on Dec 6, 2019, the Rays acquired OF Hunter Renfroe, INF Xavier Edwards and a player to be named (INF Esteban Quiroz) in exchange for OF Tommy Pham and INF Jake Cronenworth...on Feb 8, 2020, the Rays acquired OF Manuel Margot and C/OF Logan Driscoll in exchange for RH Emilio Pagán.
- ♦ LH Aaron Loup made the Padres Opening Day roster in 2019 but was limited to 4 apps with them due to a season-ending left elbow strain.
- ♦ OF Wil Myers (2013-14) and RH Kirby Yates (2014-15) both played for the Rays...Myers won the 2013 AL Rookie of the Year Award.

ALL-TIME RESULTS

YEAR	OVERALL	HOME	ROAD
2002	1-2	1-2	0-0
2004	3-0	0-0	3-0
2007	1-2	1-2	0-0
2010	1-2	1-2	0-0
2013	3-0	3-0	0-0
2016	3-0	3-0	0-0
2019	2-1	0-0	2-1
Totals	14-7	9-6	5-1





ST. LOUIS
CARDINALS
N.L. CENTRAL

SERIES AT A GLANCE

- ♦ The two clubs did not meet in 2020.
- ♦ The Rays haven't played the Cardinals since Aug 25-27, 2017 at Busch Stadium (2-1)...they lost the middle game of the 3-game series on Tommy Pham's walk-off, 2-run homer.
- ♦ The Rays lost six of their first 7 games against them but have gone 7-2 since July 2, 2011.
- ♦ OF Randy Arozarena and LH Ryan Sherriff both made their major league debuts with the Cardinals...the only Cardinals who formerly played for the Rays are INF Brad Miller (2016-18) and OF Justin Williams (2018).

ALL-TIME RESULTS

YEAR	OVERALL	HOME	ROAD
2005	0-3	0-3	0-0
2008	1-2	0-0	1-2
2011	2-1	2-1	0-0
2014	3-1	1-1	2-0
2017	2-1	0-0	2-1
Totals	8-8	3-5	5-3



GAME SUMMARIES

GAME 1 | FRIDAY, JULY 24 | BLUE JAYS 6, RAYS 4

	1	2	3	4	5	6	7	8	9	R	H	E
TORONTO	0	0	0	3	3	0	0	0	0	6	9	1
TAMPA BAY (0-1)	0	0	0	1	2	0	0	1	0	4	5	0

- The Rays lost on Opening Day for a second consecutive season, falling to 11-12 all-time in season openers, 11-12 in home openers and 8-8 in Opening Day games at home...as a result of the COVID-19 pandemic, the game took place 288 days after the Rays 2019 season ended in the Division Series and 134 days after the final out was recorded in the club's last Grapefruit League game.
- Charlie Morton allowed 6 runs in his first career Opening Day start...at 36 years and 255 days, he became the oldest Opening Day starter in franchise history by over five years, passing Tanyon Sturtze (31.172) in 2002...he became the fourth pitcher since 1978 to make his first Opening Day start at 36 years, 255 days or older, joining TOR R.A. Dickey in 2013, SEA Jamie Moyer in 2000 and TOR David Wells in 2000.
- Yoshi Tsutsugo homered off Hyun Jin Ryu in the 5th inning, his first career major league hit...he became the sixth Japanese-born player to homer in his major league debut, joining LAD Kenta Maeda in 2016, CHC Kosuke Fukudome in 2008, SEA Kenji Johjima in 2006, NYM Kazuo Matsui in 2004 and STL Keith McDonald in 2000...he was the first Japanese-born player to homer on Opening Day since MIL Nori Aoki in 2013 and the first AL player since NYY Hideki Matsui in 2010.

GAME 2 | SATURDAY, JULY 25 | RAYS 4, BLUE JAYS 1

	1	2	3	4	5	6	7	8	9	R	H	E
TORONTO	0	0	0	0	0	0	1	0	0	1	8	0
TAMPA BAY (1-1)	0	0	0	0	0	1	0	3	X	4	5	0

- As a result of the COVID-19 pandemic, the Rays recorded their first win since Game 4 of the ALDS vs. HOU, going 290 days in between...the Rays scored 3 runs in the 8th inning to break a 1-1 tie.
- Ryan Yarbrough made the fourth scoreless start of his career, first since Aug 17, 2019 vs. DET.
- Brandon Lowe hit a go-ahead, 2-run triple in the 8th inning, the fifth triple of his career...it marked the first time the Rays hit a go-ahead triple that late in a game since Denard Span on March 29, 2018 vs. BOS.

GAME 3 | SUNDAY, JULY 26 | RAYS 6, BLUE JAYS 5 (10)

	1	2	3	4	5	6	7	8	9	10	R	H	E
TORONTO	0	0	0	0	0	4	0	0	0	1	5	13	0
TAMPA BAY (2-1)	0	0	0	0	0	1	1	0	2	2	6	8	1

- The Rays won in walk-off fashion for the fourth time in their last nine home games, dating back to the end of the 2019 season...the Rays overcame a 4-0 deficit, the fifth time since the start of 2019 they overcame a deficit of 4 runs (or more) to win...the Rays won a ninth consecutive extra-inning game, extending their club record...it was the Rays first game played under the modified extra-innings rule, with each half-inning following the 9th inning beginning with a runner on second base.
- Kevin Kiermaier snapped a 0-for-11 to start the season with a walk-off, 2-run triple off Shun Yamaguchi...it was the second walk-off hit of his career, following his infield single on Sep 20, 2015 vs. BAL.
- Ji-Man Choi hit right-handed for the first time in his major league career and homered in his second at-bat from that side...prior to the homer as a right-handed batter, he had hit 36 HR in his career—the most by any player before hitting a home run from the opposite side since Stats LLC data is available (1974).
- Aaron Loup made his Rays debut, a scoreless 8th inning, against his former team.



GAME 4 | MONDAY, JULY 27 | RAYS 14, BRAVES 5

	1	2	3	4	5	6	7	8	9	R	H	E
ATLANTA	0	1	0	0	0	4	0	0	0	5	4	0
TAMPA BAY (3-1)	0	0	1	8	1	2	1	1	X	14	13	2

- ♦ Rays pitchers recorded 19 SO, setting a franchise record for a 9-inning game and one shy of tying the major league record...the Rays scored 14 runs, matching their total from the first 3 games combined, and their most since July 12, 2019 at BAL (16)...the 5 HR were their most since July 13, 2019 (G2) at BAL (6).
- ♦ The Rays became the first team in major league history, regardless of game length, to see its pitching staff record 19 SO (or more) and its offense score 14 runs (or more)...it was the third time in major league history and first time in a 9-inning game that a team's pitchers recorded 19+ SO and its offense hit 5+ HR.
- ♦ The Rays broke a 1-1 tie in the 4th inning with 8 runs, their highest-scoring inning since Oct 4, 2015 vs. TOR (9-run 1st), when they knocked out Mark Buehrle after 0.2 IP and prevented him from reaching his 15th consecutive season with 200 IP...Hunter Renfroe and Joey Wendle homered on consecutive pitches in the 4th, the club's first set of back-to-back homers since July 28, 2019 at TOR.

GAME 5 | TUESDAY, JULY 28 | RAYS 5, BRAVES 2

	1	2	3	4	5	6	7	8	9	R	H	E
ATLANTA	0	0	1	0	0	0	1	0	0	2	6	0
TAMPA BAY (4-1)	0	0	5	0	0	0	0	0	X	5	7	2

- ♦ The Rays won a fourth consecutive game, the second straight season the Rays lost on Opening Day and bounced back with at least a 4-game winning streak...albeit a 2-game series, the Rays completed the second sweep of the Braves in franchise history, following Aug 11-12, 2015 at home (2-0)...the Rays recorded at least a 5-run inning in back-to-back games for the first time since July 9-10, 2018 vs. DET.
- ♦ Yonny Chirinos made his season debut and his only run allowed in 4 IP was unearned in the 3rd inning.
- ♦ Yoshi Tsutsugo hit a go-ahead, 2-run single in the 3rd inning and added an 8th-inning single.

GAME 6 | WEDNESDAY, JULY 29 | BRAVES 7, RAYS 4

	1	2	3	4	5	6	7	8	9	R	H	E
TAMPA BAY (4-2)	0	0	0	0	1	3	0	0	0	4	6	2
ATLANTA	0	0	2	0	0	3	2	0	X	7	12	2

- ♦ The bullpen allowed 5 runs and the Rays blew a 4-2 lead to snap a 4-game winning streak...the offense was held without an extra-base hit in back-to-back games for the first time since May 1-2, 2018 at DET.
- ♦ Hunter Renfroe hit a go-ahead, 2-run single off Darren O'Day in the 6th inning.
- ♦ Kevin Kiermaier recorded multiple outfield assists (1st, 6th innings) for the third time in his career, following Sep 9, 2016 at NYY and Aug 12, 2014 at TEX.



GAME 7 | THURSDAY, JULY 30 | BRAVES 2, RAYS 1

	1	2	3	4	5	6	7	8	9	R	H	E
TAMPA BAY (4-3)	0	0	0	0	0	0	1	0	0	1	5	0
ATLANTA	0	2	0	0	0	0	0	0	X	2	3	0

- ♦ The Rays lost when allowing 2 runs (or fewer) for the first time since Aug 16, 2019 vs. DET (2-0 loss), and lost when allowing 3 hits (or fewer) for the first time since Sep 14, 2018 vs. OAK (2-1 loss)...the Rays failed to score at least 4 runs for the first time, the last team in the majors to do so...albeit a 2-game series, the Rays were swept by the Braves for the fourth time in club history, first since May 8-9, 2018 at home (0-2).
- ♦ Ryan Yarbrough yielded 2 hits, both in the 2nd inning, and become the first Rays pitcher to take the loss in an outing of 6 IP (or more) and 2 hits (or fewer) since Tyler Glasnow on Aug 31, 2018 at CLE.
- ♦ Willy Adames doubled in the 7th to end the club's streak of 24 innings without an extra-base hit.

GAME 8 | FRIDAY, JULY 31 | ORIOLES 6, RAYS 3

	1	2	3	4	5	6	7	8	9	R	H	E
TAMPA BAY (4-4)	1	0	1	0	1	0	0	0	0	3	6	2
BALTIMORE	0	0	0	3	1	0	1	1	X	6	12	0

- ♦ The Rays led 2-0 and lost 6-3, the second time during the 3-game losing streak they led by multiple runs and lost...it was the first time in franchise history the Rays recorded at least 6 XBH and no singles in a game...their previous record for hits in a game, all for extra bases, was 5, 3x-last May 16, 2010 vs. SEA.
- ♦ Blake Snell allowed a 2-run homer and solo homer to his last 2 BF...it was the second time in his career he allowed back-to-back homers, both at Oriole Park at Camden Yards, following May 13, 2018 (2nd inning).
- ♦ Brandon Lowe hit a game-tying homer in the 5th inning, his first off a lefty since June 9, 2019 at BOS.
- ♦ Yandy Díaz walked for a seventh consecutive game, the longest such streak to start a season in club history...he was the first player in the majors to start a season in this fashion since CIN Jonny Gomes (8) and ATL Jason Heyward (8) in 2011 and the first AL player since BAL Nick Markakis (7) in 2010.

GAME 9 | SATURDAY, AUGUST 1 | ORIOLES 5, RAYS 4 (11)

	1	2	3	4	5	6	7	8	9	10	11	R	H	E
TAMPA BAY (4-5)	0	0	0	0	0	1	0	3	0	0	0	4	8	1
BALTIMORE	0	0	0	2	0	2	0	0	0	0	1	5	8	1

- ♦ The Rays suffered their first extra-inning loss since July 27, 2019 at TOR, ending a club-record 9-game winning streak in those games...it was their fourth walk-off loss since the start of the 2019 season, and their first to the Orioles since April 26, 2017...the Rays scored 3 runs (two unearned) in the 8th to tie it.
- ♦ Mike Brosseau hit a solo homer off Wade LeBlanc in the 6th inning, his first since Aug 24, 2019 at BAL...it was his seventh career homer, sixth against the Orioles and fifth at Oriole Park at Camden Yards.
- ♦ Yoshi Tsutsugo flied into a double play to lead off the 10th inning...it was the first leadoff double play in major league history, according to Elias Sports Bureau, a result of the modified extra-innings rule.
- ♦ Chaz Roe faced one batter and allowed a walk-off single to Pat Valaika on a 0-2 pitch...it was the second walk-off hit allowed in his career, following José Bautista's grand slam on July 6, 2018 at NYM.



GAME 10 | SUNDAY, AUGUST 2 | ORIOLES 5, RAYS 1

	1	2	3	4	5	6	7	8	9	R	H	E
TAMPA BAY (4-6)	0	0	0	0	0	1	0	0	0	1	6	1
BALTIMORE	0	0	1	0	0	0	3	1	X	5	12	0

- ♦ The Rays completed their first winless (0-5) multi-city road trip since June 20-26, 2016 at CLE/BAL (0-7)... they were swept for the second time, following July 29-30 at ATL (0-2), matching their total from the 2019 season, and swept by the Orioles for the first time since June 24-26, 2016 at BAL (0-4)...at 4-6, the Rays dropped to 2 games under .500 for the first time since the end of play on June 28, 2018 (39-41).
- ♦ Brandon Lowe hit a game-tying solo homer off Tommy Milone in the 6th inning.
- ♦ Jalen Beeks took the loss after allowing a bunt single that came around to score in the 7th inning.

GAME 11 | TUESDAY, AUGUST 4 | RAYS 5, RED SOX 1

	1	2	3	4	5	6	7	8	9	R	H	E
BOSTON	0	1	0	0	0	0	0	0	0	1	8	0
TAMPA BAY (5-6)	0	0	0	2	2	0	1	0	X	5	9	1

- ♦ The Rays snapped a 5-game losing streak, which was their longest since July 16-20, 2019 (5).
- ♦ Hunter Renfroe hit a go-ahead, 2-run double off Nathan Eovaldi in the 4th inning...the at-bat was extended after a potential pop out hit a catwalk in foul territory and was correctly ruled a dead ball.
- ♦ Austin Meadows was reinstated from the COVID-19 Related Injured List and went 2-for-4 with 1 RBI.
- ♦ Charlie Morton's only run allowed in 5.2 IP was a solo homer for his first win since Sep 25, 2019 vs. NYY.
- ♦ Nick Anderson recorded his second career save, following June 23, 2019 at PHI (with MIA)...he inherited the bases loaded with 1 out and tying run at the plate in the 9th inning and struck out both batters faced.

GAME 12 | WEDNESDAY, AUGUST 5 | RED SOX 5, RAYS 0

	1	2	3	4	5	6	7	8	9	R	H	E
BOSTON	0	0	0	2	0	3	0	0	0	5	10	0
TAMPA BAY (5-7)	0	0	0	0	0	0	0	0	0	0	4	0

- ♦ The Rays were shut out for the first time since Aug 16, 2019 vs. DET, ending a streak of 50 games without one...they put a leadoff baserunner on base in each of the 1st, 2nd, 3rd and 4th innings against Red Sox starter Martín Pérez, but did not score...they went 0-for-7 with RISP, all against Pérez.
- ♦ Ryan Yarbrough allowed five consecutive batters to reach in the 6th inning before being replaced.
- ♦ Yandy Díaz doubled in the 1st and 5th innings, the third multi-2B game of his career.



GAME 13 | FRIDAY, AUGUST 7 | RAYS 1, YANKEES 0

	1	2	3	4	5	6	7	8	9	R	H	E
NY YANKEES	0	0	0	0	0	0	0	0	0	0	2	0
TAMPA BAY (6-7)	0	0	0	0	0	0	0	1	X	1	2	0

- ♦ The Rays recorded their first shutout since Sep 25, 2019 vs. NYY (4-0)...it was the 36th 1-0 win in club history, first since Aug 17, 2019 vs. DET, and the 10th time they won a 1-0 game in their last at-bat...it was the 17th time in franchise history the Rays shut out the Yankees and the fifth time they beat them 1-0... the run in the 8th inning snapped the offense's streak of 17 consecutive scoreless innings.
- ♦ On his 28th birthday, Michael Perez hit a pinch-hit sacrifice fly in the 8th inning...he became the 13th player since Baseball Reference data is available (1901) to record the only RBI of a 1-0 win on his birthday...he was the second player to do that since 1999, joining CLE José Ramírez on Sep 17, 2016 vs. DET.
- ♦ Blake Snell started and went three hitless innings, pitching around leadoff walks in the 1st and 3rd.
- ♦ Chaz Roe pitched around a leadoff double in the 8th inning and recorded a perfect 9th for the win.

GAME 14 | SATURDAY, AUGUST 8 (G1) | YANKEES 8, RAYS 4 (7)

	1	2	3	4	5	6	7	8	9	R	H	E
NY YANKEES	0	0	4	0	1	2	1	X	X	8	11	0
TAMPA BAY (6-8)	0	0	0	0	3	1	0	X	X	4	6	0

- ♦ This was the shortest game by innings in Tropicana Field history, as a result of the MLB and MLBPA agreement that both games of doubleheaders would be seven innings in length for 2020...it was the fifth time in club history the Rays played a game that lasted fewer than 8½ innings, first since July 23, 2010 at CLE (7)...in the 5th inning, the Rays ended their homerless drought at 32 consecutive innings.
- ♦ Tyler Glasnow suffered his first loss since May 10, 2019 vs. NYY, and the 4 ER were his most allowed since Sep 5, 2018 at TOR (7)...all 4 runs came in the 3rd inning, on a 2-run homer and 2-run double.
- ♦ José Martínez hit a 2-run homer on the 107th and final pitch the Rays saw from Gerrit Cole.
- ♦ Including postseason, the Rays faced Gerrit Cole for the third time in their last 18 games...they fell to 0-3 in those games, having scored 4 runs off him in his 20.1 IP, and struck out in 35 of 75 PA.

GAME 15 | SATURDAY, AUGUST 8 (G2) | RAYS 5, YANKEES 3 (7)

	1	2	3	4	5	6	7	8	9	R	H	E
NY YANKEES	0	0	0	1	0	0	2	X	X	3	8	0
TAMPA BAY (7-8)	1	0	0	2	2	0	X	X	X	5	5	0

- ♦ The Rays salvaged a split of the doubleheader and moved to 4-14-15 all-time in doubleheaders, 1-4-7 in traditional doubleheaders, 0-0-4 at Tropicana Field and 0-6-3 against the Yankees...the Rays and Yankees played 5 hours, 39 minutes of baseball (plus 34 minutes between games)...the first pitch of the first game was 2:10 p.m., and the last pitch of the second game was 8:23 p.m.
- ♦ Ryan Thompson made his first career start and pitched two scoreless innings.
- ♦ Austin Meadows hit a 2-run, go-ahead single off Luis Avilán in the 4th inning...it left the bat at 65.4 mph and its projected distance was 199 feet, according to StatCast.
- ♦ Nick Anderson entered with 1-on, 2-out in the 7th inning to face the potential tying run, and got an Aaron Judge flyout to center field for the save.



GAME 16 | SUNDAY, AUGUST 9 | RAYS 4, YANKEES 3

	1	2	3	4	5	6	7	8	9	R	H	E
NY YANKEES	1	0	0	0	2	0	0	0	0	3	7	0
TAMPA BAY (8-8)	0	0	0	0	0	0	3	0	1	4	8	1

- The Rays won in walk-off fashion for the second time, overcoming a 3-run deficit...according to Stats LLC, it was the fourth time in franchise history the Rays trailed the Yankees by 3 runs (or more) in the 7th inning or later and came back to win, all at Tropicana Field, following "Game 162" on Sep 28, 2011 (trailed 7-0, won 8-7), Sep 17, 2002 (trailed 7-4, won 9-7) and June 24, 2001 (trailed 4-1, won 5-4).
- The Rays got a leadoff single in the 1st inning but didn't record their second hit until the 7th inning... Mike Brosseau (2-run) and Brandon Lowe (solo) hit back-to-back homers in the 7th to tie the game.
- Michael Perez entered as a defensive replacement in the 9th inning and hit a 2-out, walk-off single in the bottom half, the first walk-off hit of his career...he became the third catcher in club history with a walk-off hit against the Yankees, following Travis d'Arnaud in 2019 and Dioner Navarro in 2007.
- Charlie Morton left the game in the 3rd inning and was placed on the 10-day IL the next day.

GAME 17 | MONDAY, AUGUST 10 | RAYS 8, RED SOX 7

	1	2	3	4	5	6	7	8	9	R	H	E
TAMPA BAY (9-8)	0	1	0	2	1	1	2	1	0	8	16	0
BOSTON	3	0	1	0	0	1	0	2	0	7	12	1

- According to Stats LLC, the Rays won consecutive games while overcoming deficits of 3 runs (or more) in each of them for the first time since Aug 8-9, 2015 vs. NYM...the game lasted 4 hours, 24 minutes, the 2nd-longest 9-inning game in club history behind May 14, 2017 at BOS (4 hours, 32 minutes)...Rays batters saw 199 pitches, recorded a then-season-high 16 hits and walked eight times.
- Manuel Margot's 4 hits passed his total from his first 11 games (9 starts) combined (3)...it was the second time in his career he recorded at least 4 hits, following July 8, 2018 at ARI (5, with SD)...he became the first visiting player with 4 hits (or more) in his Fenway Park debut since BAL Jonathan Schoop in 2014.
- Andrew Kittredge got the last 2 outs of the 9th inning for his first career save.

GAME 18 | TUESDAY, AUGUST 11 | RAYS 8, RED SOX 2

	1	2	3	4	5	6	7	8	9	R	H	E
TAMPA BAY (10-8)	1	0	1	0	0	0	6	0	0	8	9	0
BOSTON	0	1	0	0	0	0	0	1	0	2	9	0

- The Rays won a sixth consecutive game at Fenway Park to set a franchise record.
- Andrew Kittredge started and faced two batters before leaving with a right UCL sprain...according to Stats LLC, he became the seventh pitcher since saves became an official stat (1969) to record a save, then start the team's next game with no off days in between...he joined LAA Noé Ramirez (Aug 27-28, 2018), TB Erasmo Ramirez (May 28-29, 2017), SF Andy McGaffigan (July 24-25, 1983), LAD Andy Messersmith (May 30-31, 1975), MIL Jim Lonborg (May 12-13, 1972) and SF Rich Robertson (April 30-May 1, 1971).
- John Curtiss replaced Kittredge and went a career-high 2.2 IP for his first career win.
- Mike Brosseau started out of the leadoff spot in the lineup for the first time in his career and led off the 1st inning with a homer off Martín Pérez...it was his third homer in 20 AB against left-handed pitching.
- Yandy Díaz hit RBI singles in the 3rd and 7th innings, extending his career-high on-base streak to 17 games...his first RBI came in his 66th PA and 54th AB of the season...his 16-game streak without a RBI was the longest by a Ray to start the season since Logan Morrison (28) in 2016.



GAME 19 | WEDNESDAY, AUGUST 12 | RAYS 9, RED SOX 5

	1	2	3	4	5	6	7	8	9	R	H	E
TAMPA BAY (11-8)	1	3	2	2	0	0	0	0	1	9	15	0
BOSTON	0	0	0	0	0	0	0	5	0	5	12	0

- The Rays won a fifth consecutive game overall and extended their winning streak at Fenway Park to seven straight, the longest there by a visiting club since the Orioles from Sep 20, 2011–June 6, 2012 (7)... this matched the longest winning streak at an opponent's park in franchise history.
- The Rays scored 8 runs (or more) in a third consecutive game, their longest streak since July 31–Aug 3, 2019 at BOS, vs. MIA (3)...the Rays hit 4 HR, matching their total from the previous 8 games combined.
- Blake Snell recorded his first win since July 21, 2019 vs. CWS, going 0-1 in 6 starts in between.
- Brandon Lowe tied a career high with 3 hits (7th time), including a 2-run homer in the 2nd inning and double in the 4th...he became the third player in franchise history with 12 XBH (or more) through the first 19 games of a season, joining Evan Longoria (13) in 2009 and José Canseco (12) in 1999.
- Yoshi Tsutsugo homered for the first time since Opening Day vs. TOR, going 45 AB in between.

GAME 20 | THURSDAY, AUGUST 13 | RAYS 17, RED SOX 8

	1	2	3	4	5	6	7	8	9	R	H	E
TAMPA BAY (12-8)	2	0	5	3	0	6	0	0	1	17	19	0
BOSTON	3	0	1	1	0	0	0	0	3	8	13	4

- The Rays swept a 4-game road series for the first time since Aug 16-19, 2012 at LAA and swept a 4-game series at Fenway Park for the second time in franchise history, following April 16-19, 2010...it was their eighth straight win at Fenway Park, the longest winning streak at an opponent's park in club history.
- In the sweep, the Rays set single-series club records with 42 runs, 59 hits and 24 XBH...the 42 runs tied the 1978 Bucky Dent Yankees for the most by a visiting team in a 4-game series at Fenway Park.
- The Rays scored 17 runs, their most since tying the club record with 19 runs on July 14, 2018 at MIN, and the 19 hits were their most since July 12, 2019 at BAL (20)...the Rays entered the 4-game series against the Red Sox tied for 18th in the majors in runs scored and finished it tied for 1st.
- Hunter Renfroe hit a 2-run homer in the 3rd inning and a solo homer in the 6th...it was his second multi-HR game with the Rays, becoming the first player in club history with two in the team's first 20 games.
- Brandon Lowe homered in a second straight game and finished the day as the AL leader in fWAR.

GAME 21 | FRIDAY, AUGUST 14 | BLUE JAYS 12, RAYS 4

	1	2	3	4	5	6	7	8	9	R	H	E
TAMPA BAY (12-9)	2	1	0	0	0	1	0	0	0	4	5	2
TORONTO	0	2	0	1	0	5	0	4	X	12	10	0

- The Rays snapped a 6-game winning streak, their longest since Sep 3-10, 2019 (6)...the 12 runs allowed were their most since Aug 27, 2019 at HOU (15)...the Rays allowed 6 HR, compared to 2 HR in their previous 53 IP, and more than their total from the previous 8 games combined (5)...it was the 14th time in club history the Rays allowed 6 HR (or more) but only the fourth time since 2010, all against the Blue Jays...the 6th inning marked the first time the Rays allowed 3 HR in a single frame since July 22, 2019 vs. BOS.
- Brandon Lowe hit a 2-run homer in the 1st inning, his third consecutive game with a home run and sixth straight game with an extra-base hit...his 14 XBH led the AL, tied for the major league lead and tied for the 2nd-most in Rays history through 21 games behind Evan Longoria (15) in 2009.
- Mike Brosseau made his fourth career pitching appearance and struck out Randal Grichuk, his only batter faced...he became the second position player in franchise history to record a strikeout on the mound, following Wade Boggs on Aug 10, 1999 vs. BAL (struck out Delino DeShields).



GAME 22 | SATURDAY, AUGUST 15 | RAYS 3, BLUE JAYS 2

	1	2	3	4	5	6	7	8	9	R	H	E
TAMPA BAY (13-9)	0	0	1	0	1	0	0	0	1	3	11	0
TORONTO	0	0	0	1	1	0	0	0	0	2	10	2

- As a result of the COVID-19 pandemic, the Blue Jays played their home games at Sahlen Field in Buffalo...the game was delayed at 7:59 p.m. and officially suspended at 9:56 p.m. with the Rays leading, 1-0, in the middle of the 4th inning...it marked the third time the Rays were involved in a suspended game, second time in the regular season, following April 16, 2010 at BOS and Game 5 of the 2008 World Series at PHI.
- The Rays were involved in Toronto's first home weather delay since July 24, 2003 vs. CWS, when a sudden storm drenched the field before the Rogers Centre roof could close...the only other time the Blue Jays had a suspended home game was Aug 28, 1980 vs. MIN, when a day game was suspended after 14 innings at Exhibition Stadium due to a 5 p.m. Canadian National Exhibition curfew.
- Brandon Lowe hit a go-ahead homer in the 9th inning for the second time in his career, following May 2, 2019 at KC...it marked his fourth consecutive game with a homer, the longest streak by a Ray since Evan Longoria (4) from June 2-5, 2016 at MIN...it was the 30th homer of his career in his 146th game, the 3rd-fastest Ray to get there behind Evan Longoria (126th game) and Jonny Gomes (133th game).

GAME 23 | SUNDAY, AUGUST 16 | RAYS 7, BLUE JAYS 5 (8)

	1	2	3	4	5	6	7	8	9	R	H	E
TAMPA BAY (14-9)	0	0	0	3	1	0	1	2	X	7	9	0
TORONTO	2	0	0	3	0	0	0	0	X	5	9	1

- The Rays won the resumption of a suspended game and won the regularly-scheduled 7-inning game...it was the fifth time in club history the Rays won 2 games that finished on the same day, following double-headers on May 1, 2014 at BOS, June 24, 2012 at PHI, April 28, 2011 at MIN and Sep 23, 2008 at BAL.
- The Rays tied it on Yandy Díaz's single/E9 in the 7th inning...it was the second time through 23 games the Rays won a game when trailing with 2 outs in the last inning of regulation, following July 26 vs. TOR.
- Willy Adames became the first player under the modified 2020 rules to hit an extra-inning homer in the 8th or 9th inning...his 2-run homer in the 8th inning was the first extra-innings homer of his career.
- Yonny Chirinos returned from the 10-day IL and made his first start since Aug 2 at BAL...three days later, he was placed back on the injured list and diagnosed with a torn right UCL.
- Aaron Loup recorded the win in both the suspended game and regularly-scheduled game, becoming the first in franchise history to win twice in the same day...according to Stats LLC, he became the first pitcher to win 2 games that finished on the same day since CWS David Robertson on July 24, 2016 vs. DET.

GAME 24 | TUESDAY, AUGUST 18 | RAYS 6, YANKEES 3

	1	2	3	4	5	6	7	8	9	R	H	E
TAMPA BAY (15-9)	0	0	4	1	1	0	0	0	0	6	9	0
NY YANKEES	0	0	0	1	2	0	0	0	0	3	5	0

- The Rays improved to 9-1 in their last 10 games and 4-1 against the Yankees in the season series...they handed the Yankees their first home loss since Sep 20, 2019 vs. TOR, ending a 12-game home winning streak—the 2nd-longest broken up by the Rays in franchise history...it was the second consecutive time the Rays won a series opener at Yankee Stadium after a streak of 14 straight series-opening losses.
- Blake Snell allowed a solo homer in the 4th inning to snap his scoreless streak at 11 IP.
- Brandon Lowe, the reigning AL Player of the Week, hit a 3-run homer in the 3rd inning, his fifth homer in his last 6 games...he became the first Ray with 8 HR through 24 games since Carlos Peña (10) in 2009, and his 17 XBH were 2nd-most in club history through 24 games behind Evan Longoria (18) in 2009.
- Chaz Roe pitched a scoreless 9th inning, becoming the sixth Rays pitcher with a save in 24 games.



GAME 25 | WEDNESDAY, AUGUST 19 | RAYS 4, YANKEES 2

	1	2	3	4	5	6	7	8	9	R	H	E
TAMPA BAY (16-9)	0	1	1	0	0	0	0	2	0	4	8	0
NY YANKEES	0	0	1	0	0	1	0	0	0	2	4	1

- ♦ The Rays became the first visiting team to win a series at Yankee Stadium since the White Sox from April 12-14, 2019 (2-1), ending the Yankees franchise-record 27-series home unbeaten streak (24-0-3)...the Rays clinched a series win at Yankee Stadium for only the second time in 17 attempts since Sep 9, 2014.
- ♦ Tyler Glasnow's only hit allowed through 5 IP was a solo homer in the 3rd inning...he allowed a leadoff triple and game-tying sacrifice fly in the 6th, his 12th time in 28 starts with the Rays yielding 2 hits (or fewer)...including postseason, he faced Gerrit Cole for the third time in the Rays last 29 games.
- ♦ Mike Brosseau hit a go-ahead, RBI single off Zack Britton in the 8th inning, his second career hit as a pinch-hitter following his walk-off single in the 13th inning on Aug 17, 2019 vs. DET.
- ♦ Jalen Beeks struck out both batters faced in the 9th inning...the Rays became the first team since saves became an official stat (1969) to have seven pitchers with one (or more) in the first 25 games of a season.

GAME 26 | THURSDAY, AUGUST 20 | RAYS 10, YANKEES 5

	1	2	3	4	5	6	7	8	9	R	H	E
TAMPA BAY (17-9)	0	0	0	0	3	5	0	0	2	10	8	0
NY YANKEES	1	0	1	0	2	1	0	0	0	5	10	0

- ♦ The Rays swept a series of 3 games (or more) at Yankee Stadium for the third time in franchise history, following June 30-July 2, 2014 (3-0) and Sep 24-26, 2013 (3-0)...they went 9-1 on the season-high 10-game road trip, matching April 12-22, 2010 at BAL/BOS/CWS for the best 3-city trip in club history.
- ♦ The Rays moved into first place in the AL East, ending the Yankees run of 22 consecutive days in first...it marked the latest date on the calendar the Rays were alone in first since winning the division in 2010.
- ♦ The Rays became the fifth team to sweep series of 3 games (or more) at Fenway Park and Yankee Stadium on the same road trip, joining the 1990 Athletics, 1971 Athletics, 1965 Orioles and 1953 White Sox.
- ♦ Joey Wendle recorded the club's first hit, a game-tying, 2-run double off James Paxton in the 5th inning.
- ♦ Mike Zunino hit a 3-run homer in the 6th inning, giving him 3 HR and 8 RBI in his last 5 games (4 starts).

GAME 27 | FRIDAY, AUGUST 21 | BLUE JAYS 6, RAYS 5 (10)

	1	2	3	4	5	6	7	8	9	10	R	H	E
TORONTO	0	4	0	0	0	0	0	0	0	2	6	10	0
TAMPA BAY (17-10)	1	0	1	0	0	2	0	0	0	1	5	10	0

- ♦ The Rays snapped a 5-game winning streak, falling pct. points behind the idle Yankees for first place in the AL East...they allowed 5 runs (or more) for the seventh time in their last 11 games...they hit multiple homers in a sixth consecutive game, one shy of matching the longest such streak in club history.
- ♦ Ryan Yarbrough extended his winless streak to 14 consecutive starts...he allowed 4 runs on 5 hits, including back-to-back homers, in the 2nd inning...he pitched into the 7th for the second time in his 6 starts, something no other Rays pitcher had done in the other 21 starts.
- ♦ Brandon Lowe hit a solo homer off Matt Shoemaker in the 1st inning for the 100th RBI of his career (151st game)...he became the 2nd-fastest in franchise history to 100 RBI behind Evan Longoria (135th game).
- ♦ Yandy Díaz reached in all 5 PA, matching a career high...he homered in back-to-back games for first time since July 16-18, 2019 at NYY after starting the season without a homer in his first 86 AB.



GAME 28 | SATURDAY, AUGUST 22 | RAYS 2, BLUE JAYS 1 (10)

	1	2	3	4	5	6	7	8	9	10	R	H	E
TORONTO	0	0	0	0	1	0	0	0	0	0	1	5	0
TAMPA BAY (18-10)	0	0	0	0	1	0	0	0	0	1	2	5	1

- ♦ The Rays won in walk-off fashion for the third time...it was the fourth time in the 2019-20 seasons the Rays beat the Blue Jays on a walk-off, tied for the most by one team against a single opponent...it was the second time the Rays won when scoring 2 runs (or fewer), following Aug 7 vs. NYY (1-0)...it was the 298th extra-inning game in club history and the first without an extra-base hit by either team.
- ♦ Kevin Kiermaier delivered a pinch-hit, walk-off RBI single in the 10th inning...it was his second walk-off hit in his last 22 games (20 starts), compared to one in his first 682 games (622 starts)...he became the fifth player in club history with two walk-off hits against the same team in one season, following José Lobaton (2013 vs. TOR), Johnny Damon (2011 vs. MIN), B.J. Upton (2007 vs. TOR and Travis Lee (2003 vs. BAL).
- ♦ Aaron Slegers made his first start since July 10, 2018 vs. KC (with MIN) and retired 12 of 13 BF...he did not allow a hit or walk, and the only baserunner against him came on an error to start the 3rd inning...he went 4 IP, his longest app since July 5, 2018 vs. BAL (6 IP) and the longest scoreless app of his career.

GAME 29 | SUNDAY, AUGUST 23 | RAYS 5, BLUE JAYS 4

	1	2	3	4	5	6	7	8	9		R	H	E
TORONTO	0	1	0	1	0	0	0	2	0		4	6	1
TAMPA BAY (19-10)	0	0	0	0	3	0	2	0	X		5	9	0

- ♦ The Rays recorded their AL-leading 11th come-from-behind win and improved to 7-3 in 1-run games.
- ♦ The Rays used a different starter for the 11th time in their last 15 games, dating back to Aug 8 vs. NYY (G2)...Josh Fleming became the 10th starter in franchise history to win his major league debut.
- ♦ John Curtiss retired all 5 BF for his first career save...the Rays became the first team since saves became an official stat (1969) to have eight pitchers with one (or more) in the first 29 games of a season.
- ♦ Yandy Díaz went 2-for-2 with 2 BB, extending his streak of reaching base safely to a club-record-tying 10 consecutive plate appearances...he tied the record set by Ji-Man Choi from Sep 11-12, 2019 at TEX.
- ♦ Manager Kevin Cash was ejected by home plate umpire Todd Tichenor in the 6th inning, his 10th ejection as Rays manager, 3rd-most in club history behind Joe Maddon (37) and Larry Rothschild (15).

GAME 30 | MONDAY, AUGUST 24 | BLUE JAYS 6, RAYS 4

	1	2	3	4	5	6	7	8	9		R	H	E
TORONTO	0	0	1	0	0	1	3	0	1		6	7	1
TAMPA BAY (19-11)	0	1	0	2	0	0	0	1	0		4	8	2

- ♦ The Rays reached the halfway point at 19-11, tied for the 2nd-best 30-game start in franchise history behind 2010 (22-8)...the .633 winning pct. was their highest at the halfway point in club history, ahead of 2008 (.605)...the Rays lost when leading after 6 innings for the first time, falling to 11-1 in those games.
- ♦ The Rays hit multiple homers for the ninth time in their last 12 games...Yoshi Tsutsugo hit a solo shot in the 2nd inning, and Willy Adames hit a 2-run homer off the right field foul pole in the 4th.
- ♦ Mike Zunino doubled in the 3rd and 5th innings for his first multi-XBH game since April 17, 2019 vs. BAL.
- ♦ Aaron Loup allowed a go-ahead, 3-run homer to Randal Grichuk in the 7th inning and took the loss.



GAME 31 | TUESDAY, AUGUST 25 | RAYS 4, ORIOLES 2

	1	2	3	4	5	6	7	8	9	R	H	E
BALTIMORE	1	0	0	1	0	0	0	0	0	2	7	2
TAMPA BAY (20-11)	0	3	0	0	0	1	0	0	X	4	7	0

- For a second consecutive season, the Rays recorded their 20th win in their 31st game...they improved to 8-2 in their last 10 games and won for the sixth straight time against lefty starters after an 0-5 start.
- Tyler Glasnow recorded a career-high 13 SO, the most by a Rays pitcher since Blake Snell (13) on April 2, 2019 vs. COL...he retired his last 11 BF including nine of his last 10 BF on strikeouts...according to Stats LLC, he became the first pitcher in club history to strike out nine batters in 10 PA (single-game span).
- Jalen Beeks pitched a scoreless 8th inning and recorded the first out of the 9th before leaving due to injury...the next day, he was placed on the 45-day IL with a left elbow sprain, ending his season.
- Édgar García inherited an 0-2 count with 1-on, 1-out in the 9th inning and retired both batters faced for his first career save...he became the ninth Rays pitcher with a save, extending their major league lead.
- Hunter Renfroe (2-run) and Manuel Margot (solo) hit back-to-back homers in the 2nd inning...it was Margot's first homer since Sep 11, 2019 vs. CHC (with SD), going 107 AB in between.

GAME 32 | WEDNESDAY, AUGUST 26 | RAYS 4, ORIOLES 3

	1	2	3	4	5	6	7	8	9	R	H	E
BALTIMORE	2	0	0	0	0	0	1	0	0	3	8	1
TAMPA BAY (21-11)	0	0	2	0	1	0	0	1	X	4	5	2

- The Rays improved to a then-season-high 10 games over .500 and increased their lead in the AL East to 2.5 games over the Yankees, their largest since the end of play on May 4, 2019 (+2.5)...the Rays recorded their 13th come-from-behind win, most in the majors, and won in their last at-bat for the eighth time.
- Michael Perez hit a go-ahead homer off Mychal Givens in the 8th inning...it was his second career homer, following Aug 10, 2018 at TOR...it was the third time in his last 13 games (9 starts) he gave the Rays a lead in the 8th inning (or later), following Aug 7 vs. NYY (sacrifice fly) and Aug 9 vs. NYY (walk-off single).
- Ryan Sherriff recorded the win in his Rays debut and first app in the majors since May 7, 2018 vs. MIN.
- Diego Castillo pitched a perfect 9th inning for the save...according to the Elias Sports Bureau, the Rays became the fastest team since saves became an official stat (1969) to have 10 different pitchers with one...the Rays achieved this in their 32nd game, passing the 1973 Braves (97th game).

GAME 33 | FRIDAY, AUGUST 28 | RAYS 2, MARLINS 0

	1	2	3	4	5	6	7	8	9	R	H	E
TAMPA BAY (22-11)	0	0	0	0	0	0	0	1	1	2	10	0
MIAMI	0	0	0	0	0	0	0	0	0	0	5	0

- The Rays increased their lead in the AL East to 4 games over the Yankees, their largest since the end of play on April 19, 2019 (+4.5)...they recorded their second shutout, following Aug 7 vs. NYY (1-0), and first on the road since Aug 11, 2019 at SEA (1-0)...it was their third consecutive shutout at Marlins Park since May 15, 2019, the third time the Rays pitched three straight shutouts at any ballpark...they also did it at Angel Stadium from July 28-Aug 16, 2012 and Tropicana Field from April 27-May 10, 2008.
- Ryan Yarbrough went 6.2 IP, the 2nd-longest scoreless outing of his career behind Aug 11, 2019 at SEA (8.2 IP)...he was removed with left groin tightness and placed on the 10-day IL the next day.
- Yandy Díaz hit a go-ahead, RBI single off Brad Boxberger in the 8th inning...it was the latest in a game he ever delivered a go-ahead hit, passing his 6th-inning RBI double on Aug 13, 2018 at CIN (with CLE).



GAME 34 | SATURDAY, AUGUST 29 | RAYS 4, MARLINS 0

	1	2	3	4	5	6	7	8	9	R	H	E
TAMPA BAY (23-11)	0	0	0	0	0	1	1	2	0	4	8	0
MIAMI	0	0	0	0	0	0	0	0	0	0	3	0

- ♦ The Rays passed the Athletics to claim the AL's best record for the first time (excluding ties) since the end of play on May 7, 2019 (23-12)...they pitched back-to-back shutouts for the 15th time in club history, first since May 14-15, 2019 at MIA, and ninth time on the road...according to Stats LLC, the Rays became the third team in the live ball era (1920) to pitch four straight shutouts at any road ballpark, joining the 1981-82 Orioles at Exhibition Stadium (Blue Jays) and 1969-70 Mets at Connie Mack Stadium (Phillies).
- ♦ Josh Fleming became the fourth Rays pitcher all-time to start and win each of his first two major league apps, joining Jake Faria in 2017, Jeremy Hellickson in 2010 and Joe Kennedy in 2001.
- ♦ Joey Wendle's 2-run double in the 8th inning was the club's first extra-base hit with the bases loaded since Travis d'Arnaud hit a 3-run double on Sep 14, 2019 at LAA.

GAME 35 | SUNDAY, AUGUST 30 | RAYS 12, MARLINS 7

	1	2	3	4	5	6	7	8	9	R	H	E
TAMPA BAY (24-11)	3	0	0	2	7	0	0	0	0	12	13	1
MIAMI	0	0	0	1	1	1	4	0	0	7	9	3

- ♦ The Rays completed a 3-game sweep of the Marlins and tied 2010 for the best 35-game start in franchise history...it was the third time in club history they swept a road series of 3 games (or more) against the Marlins...the Rays allowed a run in the 4th inning to snap their scoreless streak at 23 IP, and it was their first run allowed at Marlins Park since July 4, 2018...the 5th inning was the first time the Rays scored 7 runs (or more) in a single frame of a road game since Aug 23, 2019 at BAL (7-run 2nd).
- ♦ Joey Wendle extended his hitting streak to 10 games with the third leadoff homer of his career.
- ♦ Willy Adames hit a grand slam in the 5th inning, upheld after the Marlins challenged that he passed a runner on the bases...it was the second grand slam of his career, following June 4, 2019 at DET, and first by the Rays since Austin Meadows on Aug 23, 2019 at BAL...he became the second shortstop in club history with multiple grand slams (while playing the position), joining Ben Zobrist (both in 2008).

GAME 36 | MONDAY, AUGUST 31 | RAYS 5, YANKEES 3

	1	2	3	4	5	6	7	8	9	R	H	E
TAMPA BAY (25-11)	2	1	0	0	1	1	0	0	0	5	11	2
NY YANKEES	0	0	0	0	0	0	1	2	0	3	7	1

- ♦ The Rays won a sixth consecutive game and went 21-7 in August, tying the 3rd-best calendar month in club history behind July 2013 (21-5) and June 2004 (20-6)...they increased their lead in the AL East to 4.5 games over the Yankees...they won a ninth consecutive road game to tie the franchise record.
- ♦ Tyler Glasnow went six scoreless innings and his first hit allowed was an infield single to DJ LeMahieu with 1 out in the 6th inning...he won a second straight start, totaling 22 SO in 13 IP over that span.
- ♦ Ji-Man Choi reached base in all 5 PA, tying a career high, including a 2-run homer off Gerrit Cole in the 1st inning...it was his third homer of the season and second batting lefty, both coming off Cole.
- ♦ Kevin Kiermaier homered in back-to-back games after opening the season without one in 85 AB.
- ♦ Yandy Diaz left in the 5th inning and was placed on the 10-day IL the next day (right hamstring strain).



GAME 37 | TUESDAY, SEPTEMBER 1 | YANKEES 5, RAYS 3

	1	2	3	4	5	6	7	8	9	R	H	E
TAMPA BAY (25-12)	0	0	0	0	2	0	1	0	0	3	4	1
NY YANKEES	1	0	1	0	0	3	0	0	X	5	9	0

- ♦ The Rays snapped a 6-game winning streak, club-record-tying 9-game road winning streak and 6-game winning streak against the Yankees, one shy of tying the club record...they lost at Yankee Stadium for the first time since July 18, 2019 (G2), going 410 days in between...they played with 13 players on the injured list, tying April 23, 2015, June 9, 2017, June 23, 2017 and June 27-28, 2017 for the club record.
- ♦ Kevin Kiermaier hit a game-tying, 2-run homer off Masahiro Tanaka in the 5th inning...he homered in three consecutive games for the fourth time in his career, first since Sep 12-15, 2017 vs. NYY/BOS (3).
- ♦ Ryan Thompson took the loss after allowing 3 runs on a "little league home run" by Gio Urshela.
- ♦ Manager Kevin Cash was ejected by second base umpire Chad Fairchild in the 9th inning...he received a 1-game suspension and an undisclosed fine for his ejection and his postgame comments.

GAME 38 | WEDNESDAY, SEPTEMBER 2 | RAYS 5, YANKEES 2

	1	2	3	4	5	6	7	8	9	R	H	E
TAMPA BAY (26-12)	4	0	0	1	0	0	0	0	0	5	8	0
NY YANKEES	0	0	0	0	0	1	0	0	1	2	6	1

- ♦ The Rays entered the season series 4 GB of the Yankees in the division and finished the season series 4.5 games ahead of them...the Rays went 8-2 (.800) against the Yankees, best winning pct. against them in club history and best in the majors since the 2013 A's (5-1) and 2013 Mets (4-0)...the Rays went 5-1 (.833) at Yankee Stadium, best in club history and best in the majors (min. 5 games) since the 2001 Mariners (5-1).
- ♦ The Rays tied their club record from April 27, 2011 at MIN with five consecutive hits to start the game...their first five batters went double, 2-run homer, single, 2-run homer, double...the Rays finished the season series against the Yankees with multiple homers in seven straight games against them.
- ♦ Mike Brosseau hit a 2-run homer in the 1st inning and a solo homer in the 4th...it was the second multi-HR game of his career, following July 13, 2019 at BAL (G2)...it came a day after he was nearly hit in the head by a 100.5 mph fastball from Aroldis Chapman, leading to the ejection of Manager Kevin Cash.
- ♦ Randy Arozarena hit his second career homer, following Sep 25, 2019 at ARI (with STL).
- ♦ Charlie Morton returned from the 10-day IL (right shoulder inflammation) and went two scoreless.

GAME 39 | FRIDAY, SEPTEMBER 4 | RAYS 5, MARLINS 4

	1	2	3	4	5	6	7	8	9	R	H	E
MIAMI	0	0	1	1	2	0	0	0	0	4	8	1
TAMPA BAY (27-12)	0	1	0	4	0	0	0	0	X	5	6	1

- ♦ The Rays won for the 21st time in 25 games, matching the best 25-game run in franchise history for the first time since July 1-30, 2013...they improved to 9-3 in 1-run games and extended their lead in the AL East to 5.5 games, a half-game shy of the largest divisional lead in club history...the Rays won a ninth consecutive game over the Marlins, the longest winning streak against them in franchise history.
- ♦ Michael Perez recorded the first bases-loaded hit of his career, on a go-ahead, 3-run double in the 4th inning...it was his second career game with 3 RBI (or more), following Aug 24, 2018 vs. BOS (4).
- ♦ Josh Fleming became the third Rays pitcher all-time to start and win each of his first three major league apps, joining Jake Faria in 2017 and Jeremy Hellickson in 2010...he allowed 7 hits, tying his total from his first 2 starts combined, and two solo homers, but made a second straight start without a walk.
- ♦ Nick Anderson was reinstated from the 10-day IL and recorded the save against his former team.



GAME 40 | SATURDAY, SEPTEMBER 5 | MARLINS 7, RAYS 3

	1	2	3	4	5	6	7	8	9	R	H	E
MIAMI	0	0	0	4	1	0	2	0	0	7	8	0
TAMPA BAY (27-13)	0	0	0	0	1	0	0	0	2	3	6	1

- ♦ The Rays lost by more than 2 runs for the first time since Aug 14 at TOR (12-4) and first time at home since Aug 8 (G1) vs. NYY (8-4)...the Rays snapped a club-record 9-game winning streak over the Marlins, suffering their first loss to them since July 21, 2018 at home...five of their 6 hits came from the 8-9 hitters.
- ♦ Blake Snell became the first Rays starter to suffer a loss since Aug 8 vs. NYY (G1), with 24 games in between...for a second consecutive start, he allowed a homer to former teammate Corey Dickerson, who became the second lefty batter with multiple career homers off Snell, joining TEX Joey Gallo (2).
- ♦ Michael Perez recorded a career-high-tying 3 hits, including a RBI double in the 5th inning and 2-run single in the 9th...he became the fourth Rays catcher with 3 RBI (or more) in back-to-back games, following Travis d'Arnaud in 2019, Curt Casali in 2015 and Mike Difelice in 1998.

GAME 41 | SUNDAY, SEPTEMBER 6 | RAYS 5, MARLINS 4 [10]

	1	2	3	4	5	6	7	8	9	10	R	H	E
MIAMI	2	0	1	0	0	0	0	0	0	1	4	8	0
TAMPA BAY (28-13)	1	0	0	0	1	1	0	0	0	2	5	6	1

- ♦ The Rays won in walk-off fashion for the fourth time, tied with the Athletics for most in the majors...they won on a walk-off sacrifice fly for the fourth time in franchise history, first since Willy Aybar hit one on June 27, 2009 vs. FLA...the Rays extended their series unbeaten streak to 10 straight (8-0-2).
- ♦ Tyler Glasnow allowed a walk and 2-run homer to start the game, and his leadoff triple came around to score in the 3rd inning...he made a fifth straight start of 8 SO (or more), one shy of tying the club record.
- ♦ Randy Arozarena hit solo homers in the 1st and 6th innings for the first multi-HR game of his career...he became the fourth Cuban-born player with a multi-HR game for the Rays, joining Yandy Díaz, Yunel Escobar and José Canseco (twice)...he added an 8th-inning infield single for his first career 3-hit game.
- ♦ Brandon Lowe entered the game as a pinch-hitter in the 8th inning and lined out to extend his hitless streak to 22 AB...he hit a sacrifice fly to center in the 10th for his first career walk-off RBI.

GAME 42 | MONDAY, SEPTEMBER 7 | NATIONALS 6, RAYS 1

	1	2	3	4	5	6	7	8	9	R	H	E
TAMPA BAY (28-14)	0	0	0	0	0	0	0	1	0	1	8	0
WASHINGTON	0	1	2	0	0	3	0	0	X	6	10	0

- ♦ The Rays went 0-for-8 with RISP and their only run came on a solo homer...it was the first time they were held to 1 run (or fewer) since Aug 7 vs. NYY (1), playing 28 games in between...the Rays, who played the Nationals for the first time since June 26, 2018, suffered their largest loss since Aug 14 at TOR (12-4).
- ♦ Randy Arozarena hit a solo homer in the 8th inning, giving him 4 HR in his first 16 AB with the Rays...according to Stats LLC, he became the first player in franchise history with 4 HR in his first 16 AB of a season, passing Steven Souza Jr. (3) in 2016, Sean Rodriguez (3) in 2014, Evan Longoria (3) in 2009 and Jorge Cantú (3) in 2005...he also became the first player in club history to hit 4 HR in his first 16 career at-bats with the Rays, passing in-season acquisitions Lucas Duda (3) in 2017 and Chris Gomez (3) in 2001.
- ♦ Charlie Morton took the loss but needed only 57 pitches for 5 IP in his second start back from injury.



GAME 43 | TUESDAY, SEPTEMBER 8 | NATIONALS 5, RAYS 3

	1	2	3	4	5	6	7	8	9	R	H	E
TAMPA BAY (28-15)	0	0	0	0	0	3	0	0	0	3	6	0
WASHINGTON	1	1	2	0	0	1	0	0	X	5	7	1

- ♦ The Rays lost consecutive games for the first time since July 29–Aug 2 (0-5) to end a streak of 32 games between back-to-back losses and a streak of 10 unbeaten series (8-0-2)...albeit a 2-game series, the Rays were swept by the Nationals for the second time in club history, following June 5-6, 2018 (0-2).
- ♦ The Rays saw their AL East lead shrink to 3.5 games, but they gained a half-game the following day.
- ♦ Ryan Yarbrough returned from a minimum 10-day stint on the injured list (left groin tightness) but lasted 2.2 IP, his shortest outing since April 12, 2019 at TOR (2 IP, relief) and the shortest start of his career.

GAME 44 | THURSDAY, SEPTEMBER 10 | RED SOX 4, RAYS 3

	1	2	3	4	5	6	7	8	9	R	H	E
BOSTON	0	0	2	0	1	0	1	0	0	4	8	1
TAMPA BAY (28-16)	0	0	0	2	1	0	0	0	0	3	5	0

- ♦ The Rays lost a third straight game and for the fourth time in their last 5 games...they dropped into a tie with the Athletics (pct. points behind) for first place in the AL, the first time they didn't hold sole possession of the No. 1 seed since the end of play on Aug 29...the Rays lost a game started by an opposing lefty for the first time since Aug 5, ending an 8-game winning streak which tied for 3rd-longest in club history.
- ♦ Rays batters struck out 17 times, their most since Sep 24, 2019 vs. NYY (17) and most in a 9-inning game since Aug 28, 2019 at HOU (19)...it tied the club record for strikeouts in a 9-inning game at Tropicana Field.
- ♦ Hunter Renfroe and Brandon Lowe hit back-to-back homers in the 4th inning...it was the club's fifth set of back-to-back homers, tied with the Padres and White Sox for most in the majors.

GAME 45 | FRIDAY, SEPTEMBER 11 | RAYS 11, RED SOX 1

	1	2	3	4	5	6	7	8	9	R	H	E
BOSTON	0	0	0	0	0	0	0	0	1	1	11	0
TAMPA BAY (29-16)	0	1	1	2	0	1	4	2	X	11	12	1

- ♦ The Rays became the first team in modern baseball history (since 1900) to start nine left-handed batters, according to the Elias Sports Bureau...the official Rays lineup card was donated to National Baseball Hall of Fame in Cooperstown, N.Y. ...the 11-1 win was the Rays largest margin of victory since July 12, 2019 at BAL (16-4) and their largest margin of victory over the Red Sox since Sep 19, 2012 at home (13-3).
- ♦ Blake Snell pitched 5.1 scoreless innings and extended his winning streak over the Red Sox to six straight, breaking a tie with Victor Zambrano in 2002-03 for the longest in franchise history against them...he yielded 1 run (or fewer) in a sixth straight start against the Red Sox, matching WAS-AL Walter Johnson in 1912-14 and PHI-AL Harry Krause in 1909-10 for the longest such streak in major league history.
- ♦ Nate Lowe recorded the second multi-HR game of his career, following July 13, 2019 at BAL (G2).



GAME 46 | SATURDAY, SEPTEMBER 12 | RAYS 5, RED SOX 4

	1	2	3	4	5	6	7	8	9	R	H	E
BOSTON	0	0	1	1	0	0	2	0	0	4	7	0
TAMPA BAY (30-16)	1	0	0	3	0	0	1	0	X	5	7	0

- ♦ The Rays became the first AL team to reach 30 wins, and the second team in the majors (Dodgers)...they reclaimed the best record in the AL, a half-game ahead of the Athletics (29-16) and White Sox (29-16).
- ♦ Austin Meadows hit his first homer since Aug 18 at NYY, going 18 games (17 starts) and 69 AB in between...it was the fifth leadoff homer of his career, first since July 18, 2019 (G1) at NYY...the homer came on a 99.6 mph pitch, the highest velocity to end in a Rays homer since StatCast data is available (2015).
- ♦ Tyler Glasnow allowed a game-tying, 2-run homer to Christian Arroyo with 2 outs in the 7th inning.
- ♦ Brandon Lowe hit a go-ahead homer off Marcus Walden in the 7th inning...it was the third time in his career he hit a go-ahead homer in the 7th inning (or later) and second time in his last 23 games (21 starts).

GAME 47 | SUNDAY, SEPTEMBER 13 | RED SOX 6, RAYS 3

	1	2	3	4	5	6	7	8	9	R	H	E
BOSTON	2	0	0	0	2	2	0	0	0	6	11	3
TAMPA BAY (30-17)	1	0	0	2	0	0	0	0	0	3	8	0

- ♦ The Rays were passed by the White Sox (30-16) for the best record in the AL...the Rays fell to 2-4 in their stretch of eight straight games against last-place teams and 5-6 in 11 games since the start of September.
- ♦ Charlie Morton fell behind, 2-0, after the first two batters of the game, starting the 1st inning with a double and 2-run homer...he retired his next 9 BF, then escaped a bases-loaded, 2-out jam in the 4th...he remained winless in 3 starts since returning from the 10-day IL (right shoulder inflammation).
- ♦ Kevan Smith hit a 2-run homer off Martín Pérez in the 4th inning, his first with the Rays...it was the fourth go-ahead homer of his career and first since April 21, 2019 vs. SEA (with LAA).

GAME 48 | TUESDAY, SEPTEMBER 15 | RAYS 6, NATIONALS 1

	1	2	3	4	5	6	7	8	9	R	H	E
WASHINGTON	0	0	0	0	0	1	0	0	0	1	7	1
TAMPA BAY (31-17)	0	2	0	0	4	0	0	0	X	6	11	0

- ♦ The Rays clinched a winning record for the third consecutive season and the ninth time in 13 seasons in the Rays era...with a 4-game lead in the AL East, they lowered their magic number to clinch the division to eight...the Rays recorded 5 SB and had a franchise-record five different players with a stolen base.
- ♦ Ryan Yarbrough pitched in relief for the first time since Aug 6, 2019 vs. TOR, with 17 starts in between...he recorded his first win since Aug 11, 2019 at SEA and first home win since May 28, 2019 vs. TOR.
- ♦ Nate Lowe hit a solo homer off Aníbal Sánchez in the 2nd inning, his third homer in his last 4 games.
- ♦ Nick Anderson inherited the bases loaded with 1 out in the 9th inning and the potential tying run on deck and struck out both batters faced for the save...his scoreless streak of 14 apps tied Scott Aldred in 1999 for the longest to start a season in franchise history (excluding in-season acquisitions).



GAME 49 | WEDNESDAY, SEPTEMBER 16 | NATIONALS 4, RAYS 2 (10)

	1	2	3	4	5	6	7	8	9	10	R	H	E
WASHINGTON	0	0	0	0	0	2	0	0	0	2	4	7	0
TAMPA BAY (31-18)	1	0	0	0	0	0	0	0	1	0	2	7	0

- ♦ The Rays lost for the fifth time in their last 8 games, all against last-place teams, and fell to 6-7 in September after going 21-7 in August...the Rays went 0-for-11 with RISP, the first time they were held hitless in 11 AB (or more) since July 27, 2018 at BAL (11)...the Rays struck out 16 times, including seven with RISP.
- ♦ Brandon Lowe hit a game-tying homer off Daniel Hudson on a 2-2 pitch with 2 outs in the 9th inning...he became the second player in franchise history to hit a game-tying homer with the team down to its final strike, joining Dan Johnson in "Game 162" on Sep 28, 2011 vs. NYY...it was his team-leading 13th homer.
- ♦ Nick Anderson took his first loss since July 13, 2019 vs. NYM (with MIA), allowing a 2-run homer to Luis García on the first pitch of the 10th inning...it was his first run allowed since Game 2 of the 2019 ALDS at HOU, snapping a franchise-record-tying streak of 14 consecutive scoreless apps to start the season.

GAME 50 | THURSDAY, SEPTEMBER 17 (G1) | RAYS 3, ORIOLES 1 (7)

	1	2	3	4	5	6	7	8	9	R	H	E
TAMPA BAY (32-18)	0	1	0	0	0	0	2	X	X	3	4	0
BALTIMORE	0	0	0	0	0	1	0	X	X	1	3	0

- ♦ The Rays won at Oriole Park at Camden Yards for the first time since Aug 23, 2019, snapping a 5-game losing streak there...they were held homerless for the 16th time but improved to 11-5 in those games, the most such wins in the majors...the Rays went 0-for-3 with RISP, extending the team's drought to 0-for-19, but they went ahead in the 7th inning with runs on a RBI groundout and a sacrifice fly.
- ♦ Brett Phillips hit a RBI triple in the 2nd inning, his first hit as a Ray and the fifth triple of his career.
- ♦ Diego Castillo was the only reliever used and his 34 pitches were his most since Sep 12, 2019 at TEX (35)...he yielded 3 BB and faced the potential winning run in the 7th inning but got a game-ending force out.

GAME 51 | THURSDAY, SEPTEMBER 17 (G2) | RAYS 10, ORIOLES 6 (7)

	1	2	3	4	5	6	7	8	9	R	H	E
BALTIMORE	0	1	1	4	0	0	0	X	X	6	10	1
TAMPA BAY (33-18)	3	0	1	2	4	0	X	X	X	10	10	1

- ♦ The Rays punched a postseason ticket for a second consecutive season and sixth time in club history...it marked the second time the Rays made it to the postseason in back-to-back years, following 2010-11.
- ♦ The Rays swept a doubleheader for the fifth time, following May 1, 2014 at BOS, June 24, 2012 at PHI, April 28, 2011 at MIN and Sep 23, 2008 at BAL...they improved to 5-14-15 all-time in doubleheaders and 2-4-7 in traditional doubleheaders, with both sweeps in traditional doubleheaders coming at Baltimore.
- ♦ For the 12th time in franchise history, the Rays batted last at a venue other than Tropicana Field...the postponed game from Aug 27 at home was added on to the originally scheduled series at Camden Yards.
- ♦ Willy Adames hit a 3-run homer off Bruce Zimmermann in the 1st inning to snap a 0-for-15 skid and the club's 0-for-20 drought with RISP...he singled in the 5th for his first multi-hit game since Sep 2 at NYY.



GAME 52 | FRIDAY, SEPTEMBER 18 | RAYS 2, ORIOLES 1

	1	2	3	4	5	6	7	8	9	R	H	E
TAMPA BAY (34-18)	1	0	1	0	0	0	0	0	0	2	5	0
BALTIMORE	0	0	0	1	0	0	0	0	0	1	5	0

- The Rays reached a then-season-high 16 games over .500 and tied 2010 for the best 52-game start in franchise history...they reclaimed the best record in the AL, passing the White Sox (33-18), and reduced their magic number to win the division to five...they won when scoring 2 runs (or fewer) for the fourth time.
- Tyler Glasnow recorded double-digit strikeouts for the third time in his career and second time in his last 5 starts...his 10 SO increased his season total to 83 in 51.1 IP, and his 8 SO in the first 3.2 IP gave him 81 SO through his first 50 IP of the season...according to the Elias Sports Bureau, his 81 SO through 50 IP were the 2nd-most by a starting pitcher in major league history behind CLE Shane Bieber (82) in 2020.
- Glasnow hit a career-high 100.9 mph in the 1st inning, the fastest pitch for a Rays non-opener starting pitcher since pitch speeds are available (2008), passing Edwin Jackson (100.5) on Sep 8, 2008 at BOS.
- Ryan Sherriff pitched a perfect 9th inning for his first career save...according to the Elias Sports Bureau, the Rays became the fastest team since saves became an official stat (1969) to have 11 different pitchers with one...the Rays achieved this in their 52nd game, passing the 1973 Braves (127th game).

GAME 53 | SATURDAY, SEPTEMBER 19 | RAYS 3, ORIOLES 1

	1	2	3	4	5	6	7	8	9	R	H	E
TAMPA BAY (35-18)	0	0	1	0	2	0	0	0	0	3	9	0
BALTIMORE	1	0	0	0	0	0	0	0	0	1	6	2

- The Rays won a fourth consecutive game, maintaining the best record in the AL and reducing their magic number to win the division to four...the Rays won the season series against all four AL East opponents for the second time in club history (2010)...the Rays yielded 1 run (or fewer) in consecutive games for the second time, following Aug 28-29 at MIA, and the bullpen extended its scoreless streak to 11 IP.
- The Rays recorded their 18th come-from-behind win, 2nd in the majors behind the Padres (20)...Yoshi Tsutsugo hit a solo homer in the 3rd inning and Randy Arozarena hit a go-ahead homer in the 5th.
- Ryan Thompson got the last 2 outs for his first career save...he became the 12th Rays pitcher with a save, matching the major league record set by the 1973 Rangers...the Rays had a 12th pitcher record a save in their 53rd game, while the 1973 Rangers had their 12th pitcher get one in their 148th game.

GAME 54 | SUNDAY, SEPTEMBER 20 | ORIOLES 2, RAYS 1

	1	2	3	4	5	6	7	8	9	R	H	E
TAMPA BAY (35-19)	0	0	0	1	0	0	0	0	0	1	4	0
BALTIMORE	2	0	0	0	0	0	0	0	X	2	5	2

- The Rays and White Sox both lost, resulting in no change atop the AL standings...the Rays were attempting to become the first road team to sweep a 5-game series since the Yankees from Aug 18-21, 2006 at BOS...the Rays went 27-13 (.675) against the AL East, the best intradivision winning pct. in club history.
- Rays batters struck out 16 times, including seven consecutive batters in the 1st-3rd innings...it marked the first time in franchise history Rays batters struck out 16 times (or more) and did not record a walk.
- Ryan Yarbrough went 7 IP and faced the first batter of the 8th inning, becoming the first Rays starter to pitch into the 8th since he did so on Aug 11, 2019 at SEA (8.2 IP)...three of his 5 hits allowed came within his first 4 BF, including a 2-run single by Renato Núñez that accounted for both runs allowed.
- Willy Adames homered for the second time in his last 3 games, after 2 HR in his previous 18 games.



GAME 55 | MONDAY, SEPTEMBER 21 | RAYS 2, METS 1

	1	2	3	4	5	6	7	8	9	R	H	E
TAMPA BAY (36-19)	0	1	0	1	0	0	0	0	0	2	5	0
NY METS	0	0	0	0	1	0	0	0	0	1	4	0

- With the win and the Yankees loss, the Rays lowered their magic number to clinch the division to one... the win guaranteed the Rays their best winning pct. in franchise history, ahead of 2008 (.599)...the Rays beat Jacob deGrom, the eighth time they faced a pitcher coming off two consecutive Cy Young Awards... they improved to 2-6 in these games, winning the last two (Max Scherzer in 2018) after a 0-6 start.
- The Rays yielded 2 runs (or fewer) in a fourth straight game, their longest streak since June 5-8, 2019 (4).
- Nate Lowe scored both of the Rays runs, including a solo homer off deGrom in the 4th inning...his homer had an exit velocity of 111.0 mph, the hardest-hit homer allowed by deGrom since June 6, 2017 at TEX.

GAME 56 | TUESDAY, SEPTEMBER 22 | METS 5, RAYS 2

	1	2	3	4	5	6	7	8	9	R	H	E
TAMPA BAY (36-20)	0	1	0	0	0	0	1	0	0	2	5	0
NY METS	0	1	0	1	0	1	1	1	X	5	10	1

- The Rays scored 2 runs (or fewer) in a third consecutive game, their longest streak since Aug 14-17, 2019 (3), and 3 runs (or fewer) in a fifth straight game, their longest since July 16-20, 2019 (5)...with the loss and the Yankees win, the Rays magic number to clinch the division remained at one...the Rays continued to hold sole possession of the AL's No. 1 seed, ending the night with a 1.5-game lead over the White Sox.
- Blake Snell threw 108 pitches, his most since July 21, 2019 vs. CWS (109), including a combined 53 pitches in the 1st and 2nd innings...he yielded 2 HR, the fourth time in 11 starts he allowed multiple homers.
- Willy Adames homered for the third time in his last 5 games...the solo shot gave him 7 HR in 29 games (28 starts) and 102 AB on the road, compared to 1 HR in 22 games (20 starts) and 71 AB at Tropicana Field.

GAME 57 | WEDNESDAY, SEPTEMBER 23 | RAYS 8, METS 5

	1	2	3	4	5	6	7	8	9	R	H	E
TAMPA BAY (37-20)	0	1	1	0	0	2	0	3	1	8	11	0
NY METS	0	1	0	1	0	0	0	0	3	5	6	0

- The Rays won the AL East for the third time in franchise history (2010, 2008), and all three clinchers came on the road (2010 in Kansas City, 2008 in Detroit)...the only active Rays player who was in the organization at the time of the 2010 clincher was Kevin Kiermaier, who was selected in the 31st round of the 2010 June Draft and had just completed his first professional season with Rookie-level Princeton... the Rays finished their road schedule with a 20-11 record, including 20-6 following an 0-5 start.
- Tyler Glasnow won a fifth consecutive decision spanning 6 starts, lowering his season ERA from 6.00 to 4.08 over that stretch...he went 7-0 with a 1.96 ERA (64.1-IP, 14-ER) in 12 road starts spanning 2019-20.
- Randy Arozarena hit a go-ahead, 2-run homer off Michael Wacha in the 6th inning and added a solo shot in the 9th...it was his second career multi-HR game, both coming in a span of 15 games (12 starts).
- Brandon Lowe hit a 2-run homer in the 8th inning, his major-league-leading sixth "left-on-left" homer.



GAME 58 | FRIDAY, SEPTEMBER 25 | RAYS 6, PHILLIES 4

	1	2	3	4	5	6	7	8	9	R	H	E
PHILADELPHIA	0	0	3	0	1	0	0	0	0	4	7	1
TAMPA BAY (38-20)	0	1	0	0	2	1	0	2	X	6	9	1

- ♦ The Rays improved to a then-season-high 18 games over .500 and reduced their magic number to clinch the AL's No. 1 seed to one...the Rays overcame a 4-1 deficit for their AL-leading 19th comeback win.
- ♦ Brett Phillips hit a game-tying homer off Tommy Hunter in the 6th inning, his first since July 27 at DET (with KC)...he became the 18th different Ray to homer, breaking a tie with the Padres and Rangers for most in the majors...he also singled in the 2nd and walked twice, reaching base a career-high four times.
- ♦ Joey Wendle made a running catch near the right field foul line to save a run in the top of the 8th inning, then delivered a go-ahead, 2-run single with the bases loaded and 2 outs in the bottom half of the frame.
- ♦ John Curtiss struck out the side in a perfect 9th inning against his former organization for the save.

GAME 59 | SATURDAY, SEPTEMBER 26 | RAYS 4, PHILLIES 3

	1	2	3	4	5	6	7	8	9	R	H	E
PHILADELPHIA	1	0	0	0	1	0	1	0	0	3	12	0
TAMPA BAY (39-20)	0	0	0	1	3	0	0	0	X	4	7	2

- ♦ Prior to first pitch, the Rays clinched the AL's No. 1 seed when the Athletics lost Game 1 of their double-header...the Rays clinched a postseason spot on Sep 17, won the AL East on Sep 23 and secured the No. 1 seed on Sep 26...it marked the second time in franchise history the Rays finished with the best record in the AL, following 2010 (.96-.66)...the Rays improved to 14-5 (.737) in 1-run games, best in the majors.
- ♦ The Rays had five consecutive batters reach with 2 outs in the 5th inning, including RBI singles by Mike Zunino, Brandon Lowe and Willy Adames...the Rays overcame 1-0 and 2-1 deficits for their 20th come-from-behind win, most in the AL...the Rays were held without a homer for the 18th time but improved to 13-5 (.722) in those games, the highest winning pct. in homerless games since the 1906 Cubs (.744).

GAME 60 | SUNDAY, SEPTEMBER 27 | RAYS 5, PHILLIES 0

	1	2	3	4	5	6	7	8	9	R	H	E
PHILADELPHIA	0	0	0	0	0	0	0	0	0	0	6	0
TAMPA BAY (40-20)	0	1	2	0	0	2	0	0	X	5	9	1

- ♦ The Rays finished the season on a 4-game winning streak to reach a season-high 20 games over .500...their 40-20 record was the best in club history through 60 games, and it tied their best single-season 60-game stretch (at any point during the season)...the Rays swept the Phillies for the second time in franchise history, following June 12-14, 2001 at home (3-0), and went 11-for-26 (.423) with RISP in the series.
- ♦ The Rays recorded their fourth shutout, following Aug 7 vs. NYY (1-0) and Aug 28-29 at MIA (2-0, 4-0).
- ♦ Josh Fleming pitched six scoreless innings, the longest outing of his career...he extended his winning streak to 5 games, the longest for a Rays pitcher to begin a major league career...he became the second Rays rookie to finish a season with 5 wins (or more) and no losses, joining Jalen Beeks (5-0) in 2018.



2019 POSTSEASON REVIEW

PHOTO FINISH

The Rays entered the final week of the regular season tied with the Indians for the AL's second Wild Card spot, then won four consecutive games to clinch a postseason berth for the fifth time in franchise history and first time in six seasons...they held at least a share of one of the AL's five post-season spots for 167 of 186 days (89.8 pct), including 29 consecutive from Sep 1 through season's end after finishing a 3-game sweep of the Wild Card-contending Indians...the Rays were in contention to host the Wild Card Game until losing the penultimate game of the season.

25 > 54,005

Through eight seasons under the Wild Card Game format, the Rays joined the Yankees and Giants as the only teams to win it twice...the Rays advanced to the Division Series with a 5-1 win over the Athletics in front of 54,005 at the Oakland Coliseum, the highest attendance for a Wild Card Game under the new format...it was the highest attendance for a Rays game (regular season or postseason) since Sep 14, 2008 at NYY (54,279), which was in the final month of games at Old Yankee Stadium.

♦ *The Rays held a lead from the fifth pitch of the Wild Card Game through the final pitch, after Yandy Diaz hit a leadoff homer...it was the first postseason leadoff homer in franchise history and second in Wild Card Game history, following MIN Brian Dozier in the 2017 AL Wild Card Game at NYY.*

ELIMINATED BY A.L. CHAMPS

The Rays pushed the eventual AL champion Astros to a decisive fifth game in the Division Series, with the home team winning every game...the Rays outscored the Astros, 14-4, in 2 games at Tropicana Field but lost the 3 games at Minute Maid Park by a combined 15-4 score...it was the second time in club history the Rays forced a decisive Game 5 after trailing 0-2, losing both series (2010 ALDS)...Game 5 was the fourth time in a stretch of nine days that the Rays played in a potential elimination game...the Rays fell behind, 4-0, in the bottom of the 1st inning after allowing hits to the first four Astros batters and five of the first six.

WILD CARD vs. OAKLAND

RAYS WIN 1-0

DATE	SCORE	WINNER	LOSER	ATT
10/2	W, 5-1	Morton	Manaea	54,005

ALDS vs. HOUSTON

ASTROS WIN 3-2

DATE	SCORE	WINNER	LOSER	ATT
10/4	L, 2-6	Verlander	Glasnow	43,360
10/5	L, 1-3	Cole	Snell	43,378
10/7	W, 10-3	Morton	Greinke	32,251
10/8	W, 4-1	Yarbrough	Verlander	32,178
10/10	L, 1-6	Cole	Glasnow	43,418

BOLD INDICATES HOME GAME



CHARLIE MORTON

WILL WRAGOVIC / TAMPA BAY RAYS

POSTSEASON ROSTER

Manager & Coaches

- 16 Kevin Cash (Manager)
- 41 Stan Boroski (Bullpen)
- 97 Jonathan Erlichman (Process & Analytics)
- 25 Paul Hoover (Field Coord.)
- 27 Rodney Linares (3B)
- 51 Chad Mottola (Hitting)
- 33 Matt Quatraro (Bench)
- 23 Kyle Snyder (Pitching)
- 30 Ozzie Timmons (1B)

Pitchers

- 70 Nick Anderson (R)
- 63 Diego Castillo (R)
- 72 Yonny Chirinos (R) **
- 47 Oliver Drake (R)
- 20 Tyler Glasnow (R)
- 49 Brendan McKay (L) **
- 50 Charlie Morton (R)
- 15 Emilio Pagan (R)
- 38 Colin Poche (L)
- 4 Blake Snell (L)
- 48 Ryan Yarbrough (L)

Catchers

- 37 Travis d'Arnaud
- 10 Mike Zunino

Infielders

- 1 Willy Adames
- 21 Jesús Aguilar *
- 43 Mike Brosseau *
- 26 Ji-Man Choi
- 2 Yandy Diaz
- 5 Matt Duffy
- 8 Brandon Lowe
- 28 Daniel Robertson *
- 9 Eric Sogard **
- 18 Joey Wendle

Outfielders

- 24 Avisail Garcia
- 39 Kevin Kiermaier
- 17 Austin Meadows
- 29 Tommy Pham

Field Staff

- Joe Benge (Head Athletic Trainer)
- Mark Vinson (First Asst. Athletic Trainer)
- Mike Sandoval (Asst. Athletic Trainer)
- Trung Cao (Strength & Cond. Coord.)
- Chris Fernandez (Video Coord.)
- 99 Misha Dworcen (Bullpen Catcher)
- 98 Jean Ramirez (Bullpen Catcher)

* WILD CARD GAME ROSTER
** ALDS ROSTER



POWER SURGE

The Rays hit 4 HR in the Wild Card Game and 4 HR in Game 3 of the ALDS, twice tying their single-game postseason record...the Rays, who hit the fewest homers among the AL's five postseason clubs, totaled 11 HR in six postseason games...all 11 HR came in the club's 4 games when facing elimination, a major league record for homers in elimination games in a single postseason.

CHARLIE 2.0

In his first season with the Rays, Charlie Morton went 2-0 with a 0.90 ERA (10-IP, 1-ER) in two post-season starts...with his win in the Wild Card Game, he became the first pitcher in major league history to record the win in three "winner take all" playoff games...he defeated his former team in Game 3 of the ALDS, helping the Rays avoid elimination...it was his fourth career win in a potential elimination

game, tying for the most in major league history... he joined DET/HOU Justin Verlander, ATL John Smoltz, PHI/ARI/BOS Curt Schilling, SEA/ARI Randy Johnson and CIN Clay Carroll.

CUBAN SMOKE

Yandy Diaz was reinstated from the 60-day IL for the last game of the regular season and hit leadoff in the Wild Card Game...he homered in the 1st and 3rd innings, becoming the fifth Ray with a multi-HR game in the postseason and the first to do it in a "winner take all" game.

♦ Diaz was the 10th player in postseason history with a multi-HR effort in a "winner take all" game but only the second out of the leadoff spot, joining BOS Johnny Damon in Game 7 of the 2004 ALCS...he became the first leadoff hitter in major league history to homer in each of his first 2 AB of a postseason.

2019 RAYS POSTSEASON STATISTICS

BATTERS	AVG	G	AB	R	H	2B	3B	HR	RBI	SH	SF	HBP	BB-I	SO	SB	CS	GDP	OBP	SLG
Adames, W	.294	6	17	3	5	1	0	2	2	0	0	0	3-0	5	0	1	0	.400	.706
Brosseau, M	.000	1	2	0	0	0	0	0	0	0	0	0	1-0	1	0	0	0	.333	.000
Choi, J	.188	6	16	2	3	0	0	1	1	0	0	0	7-0	10	0	0	0	.435	.375
d'Arnaud, T	.105	6	19	1	2	0	0	0	2	0	1	2	1-0	6	0	0	0	.217	.105
Diaz, Y	.231	4	13	2	3	0	0	2	2	0	0	0	0-0	4	0	0	0	.231	.692
Duffy, M	.600	3	5	2	3	0	0	0	0	0	0	0	0-0	0	0	0	0	.600	.600
García, A	.300	5	20	4	6	0	0	1	3	0	0	0	0-0	5	0	0	1	.300	.450
Kiermaier, K	.136	6	22	1	3	1	0	1	3	0	0	0	0-0	7	0	0	0	.136	.318
Lowe, B	.211	5	19	1	4	1	0	1	1	0	0	0	1-0	10	0	0	0	.250	.421
Meadows, A	.130	6	23	2	3	2	0	0	3	0	0	0	3-0	10	0	0	1	.231	.217
Pham, T	.360	6	25	2	9	0	0	2	3	0	0	0	1-0	4	1	0	2	.385	.600
Sogard, E	.500	2	4	2	2	0	0	1	2	0	0	0	0-0	1	0	0	0	.500	1.250
Wendle, J	.200	5	10	1	2	1	0	0	1	0	0	0	0-0	5	0	0	1	.200	.300
Team Total	.231	6	195	23	45	6	0	11	23	0	1	2	17-0	68	1	1	5	.298	.431

PITCHERS	W	L	ERA	G	GS	CG	SHO	SV	IP	H	R	ER	HR	HB	BB-I	SO	WP	BK
Anderson, N	0	0	1.59	4	0	0	0	0	5.2	5	1	1	0	0	0-0	8	1	0
Castillo, D	0	0	0.00	4	1	0	0	0	5.2	5	0	0	0	0	2-0	8	0	0
Drake, O	0	0	6.00	2	0	0	0	0	3.0	3	2	2	0	0	1-0	4	0	0
Glasnow, T	0	2	7.71	2	2	0	0	0	7.0	9	6	6	1	0	3-0	8	0	0
McKay, B	0	0	0.00	3	0	0	0	0	1.1	2	2	0	0	0	0-0	2	0	0
Morton, C	2	0	0.90	2	2	0	0	0	10.0	8	2	1	1	0	5-0	13	0	0
Pagán, E	0	0	6.00	4	0	0	0	0	3.0	5	3	2	2	0	2-0	2	0	0
Poche, C	0	0	2.08	5	0	0	0	0	4.1	2	1	1	1	0	0-0	6	0	0
Roe, C	0	0	6.75	3	0	0	0	0	2.2	3	2	2	0	0	1-0	2	0	0
Snell, B	0	1	1.69	3	1	0	0	1	5.1	4	1	1	1	0	0-0	7	0	0
Yarbrough, R	1	0	0.00	3	0	0	0	0	3.0	2	0	0	0	0	1-0	1	0	0
Team Total	3	3	2.82	6	6	0	0	1	51.0	48	20	16	6	0	15-0	61	1	0



WILD CARD GAME | WEDNESDAY, OCTOBER 2 | RAYS 5, ATHLETICS 1

	1	2	3	4	5	6	7	8	9	R	H	E
TAMPA BAY (1-0)	1	2	1	0	1	0	0	0	0	5	7	1
OAKLAND	0	0	1	0	0	0	0	0	0	1	8	0

- ♦ The Rays advanced to the Division Series for the fifth time in franchise history...they hit 4 HR to tie Game 3 of the 2008 ALCS at BOS for their postseason record and became the third team in postseason history to hit 4 HR in a "winner take all" game, joining the Red Sox (4) in Game 7 of the 2004 ALCS and Yankees (4) in Game 7 of the 1956 World Series...the Rays held a lead from the fifth pitch through the final pitch.
- ♦ Attendance at the Oakland Coliseum was 54,005, the highest for a Wild Card Game since the format began in 2012...it was the highest attendance for a Rays game (regular season or postseason) since Sep 14, 2008 at NYY (54,279).
- ♦ Charlie Morton's only run allowed in 5 IP was unearned in the 3rd inning...he improved to 3-0 with a 0.64 ERA (14-IP, 1-ER) in "winner take all" games and became the first pitcher in major league history to record the win in three "winner take all" postseason games.
- ♦ Yandy Díaz hit a leadoff homer in the 1st inning and solo homer in the 3rd, the fifth Ray with a multi-HR game in the postseason...he joined Desmond Jennings in Game 3 of the 2011 ALDS vs. TEX, Kelly Shoppach in Game 1 of the 2011 ALDS at TEX, B.J. Upton in Game 4 of the 2008 ALDS at CWS and Evan Longoria in Game 1 of the 2008 ALDS vs. CWS...he was the first of the five to do it in a "winner take all" game.
- ♦ Díaz's leadoff homer was the first in club postseason history and second in Wild Card Game history, following MIN Brian Dozier in the 2017 AL Wild Card Game at NYY...he was the third with multiple homers in a Wild Card Game, joining OAK Brandon Moss in 2014 and PIT Russell Martin in 2013...he became the first position player to hit a postseason home run after recording no hits after July in the regular season...he spent July 23-Sep 28 on the injured list with a left foot fracture.

ALDS GAME 1 | FRIDAY, OCTOBER 4 | ASTROS 6, RAYS 2

	1	2	3	4	5	6	7	8	9	R	H	E
TAMPA BAY (0-1)	0	0	0	0	0	0	0	2	0	2	5	1
HOUSTON	0	0	0	0	4	0	2	0	X	6	9	0

- ♦ The Rays dropped to 2-5 all-time in Game 1 in the postseason...they allowed 4 runs in the 5th inning, their most in a single frame of a postseason game since Game 1 of the 2013 ALDS at BOS (4-run 8th)...two of the runs in the 5th were unearned, the first time they allowed multiple unearned runs in a postseason game since Game 4 of the 2008 World Series at PHI.
- ♦ Tyler Glasnow made his postseason debut and his only runs allowed came on a 2-run homer by José Altuve, his last batter faced...it broke a scoreless tie and snapped his scoreless streak between the regular season and postseason at 14.1 IP...his 76 pitches were his most since his injury-shortened start on May 10 vs. NYY (92).
- ♦ Eric Sogard hit a pinch-hit single on his first pitch seen since Sep 15 at LAA, returning from right foot/ankle discomfort.
- ♦ The Rays were held to 1 hit in seven scoreless innings by Justin Verlander...combining regular season and postseason, extended his scoreless streak against the Rays to 18.1 IP...his start tied the longest scoreless outing pitched against the Rays in the postseason—until teammate Gerrit Cole went 7.2 scoreless the next day...he was the second starter to hold the Rays to 1 hit (or fewer) in the postseason, following TEX Colby Lewis (6 IP) in Game 3 of the 2011 ALDS.



ALDS GAME 2 | SATURDAY, OCTOBER 5 | ASTROS 3, RAYS 1

	1	2	3	4	5	6	7	8	9	R	H	E
TAMPA BAY (0-2)	0	0	0	0	0	0	0	0	1	1	6	1
HOUSTON	0	0	0	1	0	0	1	1	X	3	10	0

- ♦ Rays batters struck out 17 times, the most in a postseason game in franchise history, passing the 13 SO in Game 1 of the 2010 ALDS vs. TEX... it tied for the most in a 9-inning postseason game in major league history (5th time)...this series marked the third time in club history the Rays fell behind 0-2 in a postseason series.
- ♦ The Rays brought the potential tying run to the plate in the 8th inning and the potential go-ahead run to the plate in the 9th, but their rallies fell short as they went 0-for-4 with RISP and 0-for-3 with the bases loaded.
- ♦ Blake Snell made his postseason debut and took the loss, but his only run allowed in 3.1 IP was a solo homer to Alex Bregman in the 4th.
- ♦ Astros starter Gerrit Cole struck out 15 in 7.2 IP, tied for the 3rd-most strikeouts in a postseason game in major league history behind STL Bob Gibson (17) in Game 1 of the 1968 World Series vs. DET and SD Kevin Brown (16) in Game 1 of the 1998 NLDS at HOU...his 15 SO were the most against the Rays in a postseason game, passing TEX Cliff Lee (11) in Game 5 of the 2010 ALDS.
- ♦ The Rays flew home after the game, ending a road trip that stretched across 12 days on the calendar...the trip covered three cities in two countries, three different time zones (Toronto, Oakland, Houston), 6 games, two clinch celebrations involving champagne, 5,788 miles in the air and 196 miles by multiple buses.

ALDS GAME 3 | MONDAY, OCTOBER 7 | RAYS 10, ASTROS 3

	1	2	3	4	5	6	7	8	9	R	H	E
HOUSTON	1	0	0	0	0	2	0	0	0	3	7	1
TAMPA BAY (1-2)	0	3	1	4	0	1	1	0	X	10	12	1

- ♦ The Rays improved to 7-4 all-time when facing elimination in the postseason...they scored double-digit runs in a postseason game for only the second time in franchise history, following Game 4 of the 2008 ALCS at BOS (13)...they hit 4 HR to tie their postseason record for the second time in 4 games, after hitting 4 HR only once in the first 30 postseason games in club history.
- ♦ The game's attendance was 32,251, the largest crowd at Tropicana Field since June 17, 2016 vs. SF (40,135), when Pride Night was dedicated to the victims of the mass shooting in Orlando.
- ♦ Charlie Morton recorded 9 SO, matching Matt Garza in Game 7 of the 2008 ALCS vs. BOS for the club postseason record...his only run allowed in 5 IP was a solo homer to José Altuve in the 1st inning...he improved to 4-0 with a 0.95 ERA (19-IP, 2-ER) in four career starts in potential elimination games, and the 4 wins in those games tied for the most in major league history.
- ♦ Kevin Kiermaier homered in his first postseason at-bat at Tropicana Field...his 3-run homer off Zack Greinke with 2 outs in the 2nd inning gave the Rays their first lead of the series...it was the Rays first postseason homer at Tropicana Field since José Lobaton's walk-off in Game 3 of the 2013 ALDS vs. BOS, and the two were hit to nearly identical spots.
- ♦ Willy Adames went 3-for-3 including a solo homer in the 6th inning...at 24 years, 35 days, he became the youngest Ray to hit a postseason homer since Evan Longoria (23.009) did it in Game 5 of the 2008 ALCS at BOS.



ALDS GAME 4 | TUESDAY, OCTOBER 8 | RAYS 4, ASTROS 1

	1	2	3	4	5	6	7	8	9	R	H	E
HOUSTON	0	0	0	0	0	0	0	1	0	1	6	0
TAMPA BAY (2-2)	3	0	0	1	0	0	0	0	X	4	13	0

- The Rays faced elimination for the third time in 7 days and improved to 3-0 in those games...it marked the second time in club history the Rays forced a decisive Game 5 after trailing 0-2, following the 2010 ALDS...the Rays used an opener to start for the first time since Sep 11 at TEX and improved to 27-17 (.614) behind an opener combining regular season and postseason.
- Willy Adames threw out José Altuve at home in the top of the 4th inning—teaming with Kevin Kiermaier and Travis d'Arnaud on a highlight-reel relay—then homered to lead off the bottom of the 4th...according to Stats LLC, he became the first player in postseason history to throw out a runner at the plate (excluding force-outs) and lead off the next half-inning with a homer...he became the first Ray to homer in back-to-back postseason games since B.J. Upton in Games 5-6 of the 2008 ALCS...the homer hit the

D-ring catwalk, the third time a fair ball struck a catwalk in the postseason.

- Tommy Pham hit a solo homer in the 1st inning off Justin Verlander and finished with 3 hits.
- Avisail García became the third player in club history with 4 hits in a postseason game, joining Willy Aybar (4) and Carl Crawford (5), who both did it in Game 4 of the 2008 ALCS at BOS.
- Blake Snell entered in the 9th inning with the potential tying run at the plate and became the second Ray to record his first career save in the postseason, following David Price in Game 7 of the 2008 ALCS vs. BOS...according to Stats LLC, he was the second pitcher to have his first career relief appearance (regular season or postseason) be a save in the postseason, joining ATL John Smoltz in Game 2 of the 1999 NLCS vs. NYM.

ALDS GAME 5 | THURSDAY, OCTOBER 10 | ASTROS 6, RAYS 1

	1	2	3	4	5	6	7	8	9	R	H	E
TAMPA BAY (2-3)	0	1	0	0	0	0	0	0	0	1	2	0
HOUSTON	4	0	0	0	0	0	0	2	X	6	8	0

- The Rays were eliminated in the Division Series for the fourth time in five trips to the postseason...they played a potential elimination game for the fourth time in 9 days and dropped to 4-2 in "winner take all" games in club history...they became the second team in major league history to get within a game of clinching after going down 0-2 against a team that won 105 games (or more) during the regular season, joining the Astros in the 2004 NLCS...the Rays combined for 11 HR in their 4 games when facing elimination, the most all-time by a team in a single postseason.
- Tyler Glasnow started and allowed hits to his first 4 BF, all of which came around to score...he became the first Rays pitcher to allow 4 runs in an inning of a postseason game since Jamey Wright in Game 1 of the 2013 ALDS at BOS (4-run 8th)...marked his second career postseason start, taking the loss in both...he and opposing

starter Gerrit Cole were both selected by the Pirates in the 2011 June Draft.

- Eric Sogard made his first start of the series and hit a solo homer off Cole in the 2nd inning, accounting for the Rays only run...it marked the first postseason homer of his career.
- Colin Poche struck out his only batter faced and became the third rookie pitcher to appear in 5 games of a Division Series, joining WAS Sammy Solis in 2016 and TOR Aaron Sanchez in 2015.
- Combining Game 2 and Game 5, Cole allowed 1 run in 15.2 IP, held to Rays to a .118 avg. (6-for-51) and struck out 25 of his 54 BF (46.3 pct.)...his 25 SO set a major league record for a Division Series, passing WAS Stephen Strasburg (22) in 2017 and DET Justin Verlander (22) in 2012.



2013 POSTSEASON REVIEW

POSTSEASON THE HARD WAY

With a 5-2 win at Texas in a Game 163 tiebreaker on Sep 30, the Rays became the 14th team to enter the post-season via a tiebreaker and only the second in the Wild Card era (since 1995) to win a tiebreaker game on the road (1999 Mets)...road teams had been 1-5 previously...the Rays advanced to the ALDS by winning 3 games in which they would have been eliminated had they lost—all over a four-day span in three different cities...in Game 162 on Sep 29 at TOR, the Rays avoided a third consecutive loss to remain tied with Texas in the standings...the Rays snapped the Rangers 7-game win streak on Sep 30 at TEX in Game 163 and the Indians 10-game win streak in the AL Wild Card game on Oct 2 at CLE...the Rays advanced to the postseason for the fourth time in their history, all coming in a six-season span from 2008-13.

WILD CARD vs. CLEVELAND

RAYS WIN 1-0

DATE	SCORE	WINNER	LOSER	ATT
10/2	W, 4-0	Cobb	Salazar	43,579

ALDS vs. BOSTON

RED SOX WIN 3-1

DATE	SCORE	WINNER	LOSER	ATT
10/4	L, 2-12	Lester	Moore	38,177
10/5	L, 4-7	Lackey	Price	38,705
10/7	W, 5-4	Rodney	Uehara	33,675
10/8	L, 1-3	Breslow	McGee	32,807

BOLD INDICATES HOME GAME



JOSE LOBATON |

MIKE EHRRMANN / GETTY IMAGES

SHUTOUT AT CLEVELAND

The Rays blanked the Indians, 4-0, in the AL Wild Card Game behind Alex Cobb, Joel Peralta, Jake McGee and Fernando Rodney...it was the Indians 44th postseason home game in their history, but only the second time they were shut out...the Rays snapped the Indians winning streak covering the last 10 games of the regular season...earlier in the season, the Rays snapped Toronto's 10-game streak...according to the Elias Sports Bureau, the Rays became the first team to snap two 10-game winning streaks (or longer) in one season since the 2006 Rockies (Dodgers-11, Athletics-10).

DONE IN BY THE WORLD CHAMPS

The Rays lost the ALDS to the Red Sox, 3-1...Rays starting pitchers allowed 18 R/16 ER in 17.1 IP in the series and Rays batters hit .179 (5-for-28) with RISP...according to the Elias Sports Bureau, the Rays lone win—in Game 3 at Tropicana Field—was only the second postseason game in which a team took a lead in the bottom of the 8th inning, surrendered it in the 9th and won it in the bottom of the 9th...the first was Game 7 of the 1960 World Series—the Pirates trailed the Yankees, 7-4, entering the bottom of 8th inning, scored 5 runs to take a 9-7 lead, allowed 2 runs in the top of the

POSTSEASON ROSTER

Manager & Coaches

- 70 Joe Maddon (Manager)
- 50 Stan Boroski (Bullpen)
- 6 Tom Foley (3B)
- 25 George Hendrick (1B)
- 48 Jim Hickey (Pitching)
- 4 Dave Martinez (Bench)
- 44 Jamie Nelson (Coach)
- 17 Derek Shelton (Hitting)
- 65 Don Zimmer (Sr. Advisor)

Pitchers

- 22 Chris Archer (R)
- 53 Alex Cobb (R)
- 58 Jeremy Hellickson (R) **
- 57 Jake McGee (L)
- 55 Matt Moore (L)
- 62 Joel Peralta (R)
- 14 David Price (L) **
- 56 Fernando Rodney (R)
- 64 Alex Torres (L)
- 35 Jamey Wright (R)
- 49 Wesley Wright (L)

Catchers

- 16 Chris Gimenez *
- 59 José Lobaton
- 28 José Molina

Infielders

- 11 Yunel Escobar
- 2 Kelly Johnson
- 21 James Loney
- 3 Evan Longoria
- 1 Sean Rodriguez
- 18 Ben Zobrist

Outfielders

- 7 David DeJesus
- 5 Sam Fuld
- 8 Desmond Jennings
- 20 Matt Joyce
- 41 Kevin Kiermaier *
- 9 Wil Myers

Designated Hitter

- 15 Delmon Young

Field Staff

- Ron Porterfield
(Head Athletic Trainer)
- Paul Harker
(Asst. Athletic Trainer)
- Mark Vinson
(Asst. Athletic Trainer)
- Kevin Barr
(Strength & Cond. Coord.)
- Chris Fernandez
(Video Coord.)
- 77 Scott Cursi
(Bullpen Catcher)

* WILD CARD GAME ROSTER
** ALDS ROSTER



9th and won, 10-9, on Bill Mazerowski's home run leading off the bottom half.

ICE CREAM MAN

In the Rays 5-4 win in Game 3 of the ALDS, catcher José Lobaton became just the 13th player to hit a walk-off home run in a postseason elimination game...he was the first AL player to do it since BOS David Ortiz in Game 4 of the 2004 ALCS vs. NYY... Lobaton, known for eating ice cream after hitting a home run, also became just the third player to hit a walk-off home run to avoid being swept in a postseason series...he joined Ortiz in 2004 and BOS Trot Nixon in Game 3 of 2003 ALDS vs. OAK.

♦ Lobaton's homer was hit into the Rays Touch Tank, the third home run to land there and first by a Rays player...the only previous times were by DET

Miguel Cabrera on June 30, 2013 and LAD Luis Gonzalez on June 24, 2007.

HAPPY BIRTHDAY

In Game 3 of the ALDS, Evan Longoria homered on his 28th birthday, becoming the second player in major league history to hit a postseason homer on his birthday...he joined KC Willie Mays Aikens, who hit 2 HR in Game 1 of the 1980 World Series.

NINE FOR NINE

In the Rays 3-1 loss in Game 4 of the ALDS, Rays Manager Joe Maddon used nine pitchers, which remains tied for the major league postseason record for a 9-inning game...this has been matched once since, by Manager Kevin Cash in the Rays 6-1 loss in Game 5 of the 2019 ALDS at HOU.

2013 RAYS POSTSEASON STATISTICS

BATTERS	AVG	G	AB	R	H	2B	3B	HR	RBI	SH	SF	HBP	BB-I	SO	SB	CS	GDP	OBP	SLG
DeJesus, D	.231	5	13	2	3	1	0	0	1	0	0	2	1-0	6	0	0	1	.375	.308
Escobar, Y	.421	5	19	3	8	2	0	0	2	0	0	0	0-0	1	0	0	1	.421	.526
Fuld, S	.000	2	1	1	0	0	0	0	0	0	0	0	0-0	1	0	0	0	.000	.000
Jennings, D	.313	5	16	1	5	1	0	0	2	0	0	0	2-0	3	1	0	0	.389	.375
Johnson, K	.333	2	3	0	1	0	1	0	0	0	0	0	0-0	2	0	0	0	.333	1.000
Joyce, M	.000	4	8	0	0	0	0	0	0	0	0	0	0-0	4	0	0	0	.000	.000
Kiermaier, K	.000	1	0	0	0	0	0	0	0	0	0	0	0-0	0	0	0	0	.000	.000
Lobaton, J	.286	4	7	1	2	0	0	1	1	0	0	0	0-0	2	0	0	0	.286	.714
Loney, J	.375	5	16	1	6	2	0	0	2	0	0	1	2-0	3	0	0	2	.474	.500
Longoria, E	.176	5	17	2	3	0	0	1	3	0	0	0	3-0	6	0	0	1	.300	.353
McGee, J	.000	1	0	0	0	0	0	0	0	0	0	0	0-0	0	0	0	0	.000	.000
Molina, J	.000	4	8	0	0	0	0	0	0	0	0	0	1-0	4	0	1	0	.111	.000
Myers, W	.100	5	20	0	2	0	0	0	0	0	0	0	1-0	7	0	0	0	.143	.100
Rodney, F	.000	1	0	0	0	0	0	0	0	0	0	0	0-0	0	0	0	0	.000	.000
Rodriguez, S	.167	4	6	1	1	0	0	1	1	0	0	0	0-0	0	0	0	0	.167	.667
Young, D	.273	5	11	1	3	0	0	1	3	0	1	0	1-1	1	0	0	0	.308	.545
Zobrist, B	.167	5	18	3	3	0	0	1	1	0	0	0	2-0	4	0	0	1	.250	.333
Team Total	.227	5	163	16	37	6	1	5	16	0	1	3	13-1	33	1	1	6	.294	.368

PITCHERS	W	L	ERA	G	GS	CG	SHO	SV	IP	H	R	ER	HR	HB	BB-I	SO	WP	BK
Archer, C	0	0	0.00	2	0	0	0	0	1.2	1	0	0	0	0	0-0	2	0	0
Cobb, A	1	0	1.54	2	2	0	0	0	11.2	13	3	2	0	1	3-0	10	1	0
Hellickson, J	0	0	0.00	1	1	0	0	0	1.0	1	0	0	0	0	2-0	0	0	0
McGee, J	0	1	6.00	4	0	0	0	0	3.0	3	2	2	0	0	3-1	3	0	0
Moore, M	0	1	9.95	2	1	0	0	0	6.1	9	8	7	0	1	3-1	7	1	0
Peralta, J	0	0	0.00	3	0	0	0	0	3.1	3	0	0	0	0	1-0	4	1	0
Price, D	0	1	9.00	1	1	0	0	0	7.0	9	7	7	2	0	2-0	5	0	0
Rodney, F	1	0	7.71	3	0	0	0	0	2.1	1	2	2	0	1	3-0	4	1	0
Torres, A	0	0	0.00	3	0	0	0	0	4.0	2	0	0	0	1	0-0	5	0	0
Wright, J	0	0	18.00	2	0	0	0	0	2.0	4	4	4	0	0	3-0	1	0	0
Wright, W	0	0	0.00	2	0	0	0	0	0.2	1	0	0	0	0	1-1	1	0	0
Team Total	2	3	5.02	5	5	0	1	0	43.0	47	26	24	2	4	21-3	42	4	0



WILD CARD GAME | WEDNESDAY, OCTOBER 2 | RAYS 4, INDIANS 0

	1	2	3	4	5	6	7	8	9	R	H	E
TAMPA BAY (1-0)	0	0	1	2	0	0	0	0	1	4	8	0
CLEVELAND	0	0	0	0	0	0	0	0	0	0	9	1

- ♦ The Rays won a third consecutive game, all on the road over the course of four days, in which a loss would have ended their season...they also won, 7-6, over the Blue Jays in Game 162 and 5-2 over the Rangers in the AL tiebreaker game...the Rays completed the second postseason shutout in franchise history, following Game 1 of the 2011 ALDS at TEX.
- ♦ Alex Cobb earned the win and did not allow a run in 6.2 IP in his postseason debut...he yielded 8 hits, his most since May 5 at COL (8), and it marked the first time in his career he made a scoreless start when yielding 8 hits (or more)...he escaped a bases-loaded, 1-out jam in the 4th inning and a 2-on, 0-out jam in the 5th...he stranded five runners in scoring position before leaving with 2-on, 2-out in the 7th inning.
- ♦ Fernando Rodney retired the Indians in order in the 9th inning to complete the shutout...it was the Indians 44th postseason home game in their history, but only the second time they were shut out...the Rays snapped their winning streak covering the last 10 games of the regular season.
- ♦ Delmon Young homered on the first pitch of the 3rd inning...it was his ninth career postseason homer, all coming since 2011, which was most in the majors over that stretch...it was the fifth of those 9 HR to give his team the lead.
- ♦ Desmond Jennings hit a 2-out, 2-run double in the 4th inning, and was the only Rays batter to finish with a multi-hit game.

ALDS GAME 1 | FRIDAY, OCTOBER 4 | RED SOX 12, RAYS 2

	1	2	3	4	5	6	7	8	9	R	H	E
TAMPA BAY (0-1)	0	1	0	1	0	0	0	0	0	2	4	0
BOSTON	0	0	0	5	3	0	0	4	X	12	14	0

- ♦ The 10-run defeat was the largest in club history for a postseason game, and the 12 runs and 14 hits allowed both remain postseason franchise records...their previous highs were 10 runs in Game 4 of the 2008 World Series at PHI and 12 hits on three previous occasions...the Rays road trip entered its fifth city and 11th full day, while Game 1 marked their fourth game in a different city over a six-day span, and their sixth city over a stretch of 10 games.
- ♦ The Rays allowed 12 runs but did not give up a homer, only the eighth time in postseason history a team allowed that many runs without yielding a home run...it was the first time that happened since Game 6 of the 2001 World Series, when the Diamondbacks defeated the Yankees, 15-2, to force a Game 7.
- ♦ Matt Moore yielded 8 runs, the most ever allowed by a Rays pitcher in a postseason game...he allowed 7 ER, tying James Shields in Game 2 of the 2011 ALDS at TEX for a postseason club record...his 7 ER were matched by David Price the following day at Fenway Park.
- ♦ Sean Rodriguez hit a 2nd-inning solo homer to give the Rays an early lead...it was his first career postseason homer, coming in his ninth game and 23rd postseason at-bat.
- ♦ Ben Zobrist homered to lead off the 4th inning, his first postseason homer since Game 1 of the 2010 ALDS vs. TEX...he extended his postseason hitting streak to 9 games, matching B.J. Upton for the club's postseason record.



ALDS GAME 2 | SATURDAY, OCTOBER 5 | RED SOX 7, RAYS 4

	1	2	3	4	5	6	7	8	9	R	H	E
TAMPA BAY (0-2)	0	1	0	0	2	1	0	0	0	4	8	2
BOSTON	2	0	2	1	1	0	0	1	X	7	11	0

- ♦ The Rays allowed 7 runs, and their 19 runs allowed in 2 games to start the ALDS marked their most ever in consecutive postseason games...it was the first time they allowed 19 runs (or more) over a 2-game span since June 9-10 vs. BAL/BOS (20) and first time on the road since April 13-14, 2012 at BOS (25).
- ♦ David Price remained winless as a starter in his postseason career, yielding 7 ER in 7 IP to bring the Rays within a game of elimination...he dropped to 0-4 with a 5.81 ERA (26.1-IP, 17-ER) in four postseason starts...he yielded 2 HR to David Ortiz, the first time he ever allowed multiple homers to the same left-handed hitter and only the second time he allowed multiple homers to lefties in a single game, following May 10, 2012 at NYY (Curtis Granderson, Robinson Canó).
- ♦ The first four hitters in the Red Sox lineup— Jacoby Ellsbury, Shane Victorino, Dustin Pedroia and Ortiz—combined to go 7-for-15 with 2 2B, 2 HR, 6 RBI and 5 runs.
- ♦ At its peak, Game 2 delivered a 12.2 television rating, with 222,000 homes watching in the Tampa Bay region...these numbers marked an increase from Game 1, which peaked with a 10.7 rating and 195,000 homes watching.
- ♦ The Rays landed at Tampa International Airport at 1:49 a.m. on Sunday, concluding a five-city, 10-game, 12-day, 5,631-mile road trip...the trip actually covered 14 days on the calendar, including their departure and arrival dates.

ALDS GAME 3 | MONDAY, OCTOBER 7 | RAYS 5, RED SOX 4

	1	2	3	4	5	6	7	8	9	R	H	E
BOSTON	1	0	0	0	2	0	0	0	1	4	7	0
TAMPA BAY (1-2)	0	0	0	0	3	0	0	1	1	5	11	1

- ♦ The Rays won a postseason game at home for the first time since Game 2 of the 2008 World Series vs. PHI...it was the second postseason walk-off win in franchise history, joining Game 2 of the 2008 ALCS vs. BOS...the Rays won for the fourth time in eight days in which their season would have ended with a loss.
- ♦ José Lobaton delivered a walk-off homer off Koji Uehara into the Rays Touch Tank, becoming the third player and first Rays player to homer there since it was installed in 2006...it was the 46th walk-off homer in postseason history and seventh by a catcher, first since NYM Todd Pratt hit a series-ender in the 1999 NLDS vs. ARI.
- ♦ Evan Longoria hit a game-tying, 3-run homer off Clay Buchholz in the 5th inning...it was the ninth postseason homer of his career, extending the club record...he became the second player to hit a postseason home run on his birthday...he joined KC Willie Mays Aikens, who hit 2 HR in Game 1 of the 1980 World Series at PHI.
- ♦ Alex Cobb started on his 26th birthday and remained unbeaten in 14 starts at home, spanning the regular season and postseason...he yielded an unearned run in the 1st inning, snapping a 13.2 IP scoreless streak...he allowed a run-scoring wild pitch and RBI single in the 5th.
- ♦ Wil Myers left the game after the 7th inning with cramping in his left and right legs...the Rays lost the designated hitter spot in the lineup when Matt Joyce moved to right field...it was only the sixth time in postseason history a team lost the designated hitter in a game.



ALDS GAME 4 | TUESDAY, OCTOBER 8 | RED SOX 3, RAYS 1

	1	2	3	4	5	6	7	8	9	R	H	E
BOSTON	0	0	0	0	0	0	2	0	1	3	6	0
TAMPA BAY (1-3)	0	0	0	0	0	1	0	0	0	1	6	0

- ♦ The Rays used nine pitchers, setting a major league postseason record for a 9-inning game... it tied the playoff record overall, at the time joining the White Sox in Game 3 of the 2005 World Series at HOU (14 innings) and the Mets in Game 5 of the 1999 NLCS vs. ATL (15 innings)...the nine pitchers used remain tied for the most in a 9-inning game in franchise history.
- ♦ Jeremy Hellickson lasted 1 IP, the shortest start in postseason club history...the previous low was 4 IP 3x-last Hellickson in Game 4 of the 2011 ALDS vs. TEX...he pitched a perfect 1st inning on 12 pitches, then allowed consecutive 4-pitch walks and a single to load the bases in the 2nd.
- ♦ Jamey Wright inherited the bases loaded with 0 outs in the 2nd inning and got a called strike-out and line drive double play to escape the jam...it was the first time in his 18-year major league career he inherited the bases loaded with 0 outs and got out of it without allowing a run.
- ♦ Joel Peralta allowed a pair of inherited runners to score in the 7th inning...he allowed the game-tying run on a wild pitch and the go-ahead run on a RBI infield single...two relievers combined to allow 3 hits, 1 BB and 1 WP in the frame.
- ♦ The Rays issued 8 BB, which remains their 2nd-most ever in a postseason game behind Game 2 of the 2008 ALCS vs. BOS (10).
- ♦ Yunel Escobar became the first player in franchise history with multiple hits in three consecutive postseason games.

DID YOU KNOW?

RAYS ALL-TIME POSTSEASON LEADERS

Batting Avg. (min. 30 AB)

.325 Willy Aybar

Home Runs

9 Evan Longoria

RBI

21 Evan Longoria

Hits

27 B.J. Upton

Stolen Bases

9 B.J. Upton

ERA (min. 10 IP)

0.90 Charlie Morton

Innings Pitched

34.1 James Shields

Wins

2 Matt Garza
Charlie Morton
James Shields
Andy Sonnanstine

Strikeouts

30 David Price

Saves

1 4 tied



2011 POSTSEASON REVIEW

THIRD TIME IN FOUR YEARS

The Rays advanced to the postseason for the third time in a span of four seasons (2008-11), first time as the AL Wild Card...during that span only two other teams made as many postseason appearances: Phillies (4) and Yankees (3)...the Rays became the third major league team and first AL team to advance to the postseason after starting the season 0-6, and just the second major league team to advance to the postseason after starting 1-8...the 1995 Reds won the NL Central after starting 0-6 and 1-8, and the 1974 Pirates won the NL East after starting 0-6.

ALDS vs. TEXAS

RANGERS WIN 3-1

DATE	SCORE	WINNER	LOSER	ATT
9/30	W, 9-0	Moore	Wilson	50,498
10/1	L, 6-8	Holland	Shields	51,351
10/3	L, 3-4	Lewis	Price	32,828
10/4	L, 3-4	Harrison	Hellickson	28,299

BOLD INDICATES HOME GAME



MATT MOORE

SKIP MILOS / TAMPA BAY RAYS

HISTORIC COMEBACK

The Rays became the first team in major league history to be at least 9 GB of a playoff berth in September and make the postseason...the Rays were 9 GB of playoff contention on Sep 3...the 2011 World Series champion Cardinals were 8.5 GB on Sep 5...the Rays were 16-8 and the Red Sox were 6-18 over the last 24 games of the regular season, starting Sep 4.

RAYS vs. RANGERS, PART II

For the second year in a row, the Rays lost to the Rangers in the ALDS...the Rays actually outscored the Rangers, 21-16, but lost the series, 3-1...in these two series, the visiting teams went 8-1...the Rays went 3-1 with 26 runs and 21 XBH at Texas, but 0-5 with 8 runs and 8 XBH at home.

MATT MOORE

At 22 years, 104 days, Matt Moore became the youngest starting pitcher to ever win his team's first game of the postseason...previously that mark was held by CIN Gary Nolan (22 years, 129 days) in the 1970 NLCS...Moore did not allow a run in 7 IP in the Rays 9-0 win over the Rangers in Game 1 of the ALDS at TEX...he allowed 2 hits, 2 BB and recorded 6 SO while throwing 98 pitches.

♦ Moore became the fifth rookie starter to win his team's first game of the postseason and the first to do it since NYY Jim Beattie in Game 1 of the 1978 ALCS over the Royals...he also became the first rookie in major league history to go at least 7 IP and allow no runs and 2 hits (or fewer) in a postseason game...he remains the 2nd-youngest pitcher to ever do that, behind NYY Waite Hoyt (22 years, 27 days) in Game 2 of the 1921 World Series vs. the New York Giants.

POSTSEASON ROSTER

Manager & Coaches

- 70 Joe Maddon (Manager)
- 46 Stan Boroski (Asst. Pitching)
- 6 Tom Foley (3B)
- 25 George Hendrick (1B)
- 48 Jim Hickey (Pitching)
- 4 Dave Martinez (Bench)
- 7 Bobby Ramos (Bullpen)
- 17 Derek Shelton (Hitting)
- 63 Don Zimmer (Sr. Advisor)

Pitchers

- 37 Juan Cruz (R)
- 40 Wade Davis (R)
- 43 Kyle Farnsworth (R)
- 47 Brandon Gomes (R)
- 58 Jeremy Hellickson (R)
- 74 J.P. Howell (L)
- 57 Jake McGee (L)
- 55 Matt Moore (L)
- 62 Joel Peralta (R)
- 14 David Price (L)
- 33 James Shields (R)

Catchers

- 28 John Jaso
- 31 José Lobaton
- 10 Kelly Shoppach

Infielders

- 15 Reid Brignac
- 9 Elliot Johnson
- 11 Casey Kotchman
- 3 Evan Longoria
- 1 Sean Rodriguez
- 18 Ben Zobrist

Outfielders

- 22 Johnny Damon
- 5 Sam Fuld
- 8 Desmond Jennings
- 20 Matt Joyce
- 2 B.J. Upton

Field Staff

- Ron Porterfield
(Head Athletic Trainer)
- Paul Harker
(Asst. Athletic Trainer)
- Mark Vinson
(Asst. Athletic Trainer)
- Kevin Barr
(Strength & Cond. Coord.)
- Chris Fernandez
(Video Coord.)
- 77 Scott Cursi
(Bullpen Catcher)



• His .091 opp avg. (3-for-33) remains the 2nd-lowest ever by a rookie in the postseason (min. 10 IP), topped only by PIT Bruce Kison in 1971 (.088)...is one of 14 rookies all-time to post a sub-1.00 ERA in the postseason (min. 10 IP)...he was the first to do that since NYY Orlando Hernández in 1998.

REMARKABLE ROOKIES

Matt Moore and Jeremy Hellickson started Game 1 and Game 4 of the ALDS...the Rays were the 10th team, first since the 2007 Rockies, to use two rookie starters in the postseason...the Rays had seven rookies on their 25-man postseason roster.

JAMES SHIELDS

Started and lost Game 2 of the ALDS at Texas, 8-6... he took a 3-0 lead into the 4th inning but allowed 5 runs that frame, which included 2 HBP and 2 WP...he remains the only pitcher in major league history with 2 HBP and 2 WP in a postseason game...it was the first time in his career (in 190 regular and postseason starts) with 2 HBP in an inning and only the second time he threw 2 WP in an inning, following July 6, 2007 at KC...his line: 5 IP, 8 H, 7 R/ER, 0 BB, 6 SO.

2011 RAYS POSTSEASON STATISTICS

BATTERS	AVG	G	AB	R	H	2B	3B	HR	RBI	SH	SF	HBP	BB-I	SO	SB	CS	GDP	OBP	SLG
Brignac, R	.000	3	1	0	0	0	0	0	0	0	0	0	1-0	0	0	0	0	.500	.000
Damon, J	.235	4	17	3	4	0	0	1	3	0	0	0	0-0	4	0	0	0	.235	.412
Fuld, S	.000	3	3	0	0	0	0	0	0	0	0	0	0-0	1	0	0	0	.000	.000
Jaso, J	.000	2	4	0	0	0	0	0	0	0	0	0	0-0	1	0	0	0	.000	.000
Jennings, D	.333	4	15	3	5	1	0	2	2	0	0	0	3-0	1	0	0	0	.444	.800
Johnson, E	.000	1	0	0	0	0	0	0	0	0	0	0	0-0	0	0	0	0	.000	.000
Joyce, M	.200	4	15	1	3	1	0	1	4	0	0	0	1-0	5	0	0	0	.250	.467
Kotchman, C	.250	4	16	1	4	1	0	0	2	0	0	0	0-0	1	0	0	0	.250	.313
Longoria, E	.188	4	16	2	3	0	0	1	3	0	0	0	2-0	8	0	0	0	.278	.375
Rodríguez, S	.167	4	12	3	2	1	0	0	1	0	0	0	2-0	0	0	0	0	.286	.250
Shoppach, K	.400	4	10	3	4	0	0	2	6	0	0	0	1-0	4	0	0	1	.455	1.000
Upton, B	.286	4	14	3	4	3	0	0	0	0	0	0	4-0	6	1	2	0	.444	.500
Zobrist, B	.235	4	17	2	4	0	0	0	0	0	0	1	0-0	4	0	0	0	.278	.235
Team Total	.236	4	140	21	33	7	0	7	21	0	0	1	14-0	35	1	2	1	.310	.436

PITCHERS	W	L	ERA	G	GS	CG	SHO	SV	IP	H	R	ER	HR	HB	BB-I	SO	WP	BK
Cruz, J	0	0	0.00	2	0	0	0	0	2.0	1	0	0	0	0	2-1	2	0	0
Davis, W	0	0	0.00	2	0	0	0	0	2.1	1	0	0	0	0	1-0	1	0	0
Gomes, B	0	0	7.71	3	0	0	0	0	2.1	1	2	2	1	0	2-0	3	0	0
Hellickson, J	0	1	6.75	1	1	0	0	0	4.0	4	3	3	3	0	1-0	1	0	0
Howell, J	0	0	---	1	0	0	0	0	0.0	1	0	0	0	0	0-0	0	0	0
McGee, J	0	0	0.00	1	0	0	0	0	0.1	0	0	0	0	1	0-0	0	0	0
Moore, M	1	0	0.90	2	1	0	0	0	10.0	3	1	1	1	1	3-0	8	1	0
Peralta, J	0	0	0.00	3	0	0	0	0	2.1	1	0	0	0	0	2-0	0	0	0
Price, D	0	1	4.05	1	1	0	0	0	6.2	7	3	3	1	0	1-0	3	1	0
Shields, J	0	1	12.60	1	1	0	0	0	5.0	8	7	7	0	2	0-0	6	2	0
Team Total	1	3	4.11	4	4	0	1	0	35.0	27	16	16	6	4	12-1	24	4	0



ALDS GAME 1 | FRIDAY, SEPTEMBER 30 | RAYS 9, RANGERS 0

	1	2	3	4	5	6	7	8	9	R	H	E
TAMPA BAY (1-0)	0	3	3	0	2	0	0	0	1	9	11	0
TEXAS	0	0	0	0	0	0	0	0	0	0	2	1

- ♦ The Rays recorded the largest shutout win in a postseason series opener since the 1984 Cubs defeated the Padres, 13-0, in Game 1 of the NLCS...it was the first postseason shutout in club history and tied Game 4 of the 2008 ALCS vs. BOS for their most lopsided postseason victory...the Rays extended their winning streak, including the regular season, to 6 games.
- ♦ At 22 years, 104 days, Matt Moore became the youngest starting pitcher to ever win his team's first game of the postseason...previously that mark was held by CIN Gary Nolan (22 years, 129 days) in the 1970 NLCS at PIT...he became the fifth rookie starter to win his team's first game of the postseason and the first to do it since NYY Jim Beattie in Game 1 of the 1978 ALCS at KC...he became the first rookie in major league

history to go at least 7 IP and allow no runs and 2 hits (or fewer) in a postseason game.

- ♦ Kelly Shoppach became the seventh catcher all-time with a multi-HR game in the postseason, and the second to do so while catching a shutout, joining NYY Yogi Berra in Game 7 of the 1956 World Series vs. BRO...he became the second catcher with 2 HR and 5 RBI in a postseason game, following CIN Johnny Bench in Game 4 of the 1976 World Series at NYY...he was the third player in club history with multiple homers in a postseason game.
- ♦ Moore combined for the shutout with Brandon Gomes and Wade Davis, the first time in postseason history that three (or more) pitchers, all age-28 or younger, combined on a shutout.

ALDS GAME 2 | SATURDAY, OCTOBER 1 | RANGERS 8, RAYS 6

	1	2	3	4	5	6	7	8	9	R	H	E
TAMPA BAY (1-1)	1	0	0	2	0	0	3	0	0	6	9	0
TEXAS	0	0	0	5	0	2	0	1	X	8	10	1

- ♦ The Rays lost when scoring 5 runs (or more) for the first time since a 7-5 defeat on July 25 at OAK, snapping a streak of 31 straight wins in those games—the longest such streak in the majors in the 2011 regular season...the loss snapped a 6-game winning streak, dating back to the regular season...the Rays hit 2 HR, giving them 17 HR over their last 7 games spanning the regular season and postseason.
- ♦ Evan Longoria hit a 3-run homer off Koji Uehara in the 7th inning...it was the eighth homer of his postseason career, passing B.J. Upton to become the Rays all-time postseason leader...hit his eighth in his 23rd postseason game; before

him, only nine players in major league history reached 8 HR (or more) in fewer postseason games...he moved into fourth all-time in postseason homers before age-26, trailing Albert Pujols (10), Mickey Mantle (9) and Manny Ramírez (9).

- ♦ James Shields yielded 5 runs in the 4th inning, the most for a Rays pitcher in a single frame in postseason history...this mark was tied by Matt Moore in Game 1 of the 2013 ALDS at BOS...he also hit two batters in the frame, tying his personal single-inning high...it was the second consecutive postseason start he hit two batters, following Game 2 of the 2010 ALDS vs. TEX.



ALDS GAME 3 | MONDAY, OCTOBER 3 | RANGERS 4, RAYS 3

	1	2	3	4	5	6	7	8	9	R	H	E
TEXAS	0	0	0	0	0	0	4	0	0	4	9	0
TAMPA BAY (1-2)	0	0	0	1	0	0	1	1	0	3	6	0

- ♦ The Rays lost a fourth consecutive postseason home game, dating back to the start of the 2010 ALDS, all at the hands of the Rangers despite going 20-9 at home in the regular season against them from 2005-11...Tropicana Field sold out for the 12th time in 12 postseason games all-time.
- ♦ Desmond Jennings became the seventh rookie all-time with a multi-HR game in the post-season, and the first to do so out of the leadoff spot...he was the third player age-24 or younger since 1997 with a multi-HR game in the playoffs, joining two other Rays: B.J. Upton in Game 4 of the 2008 ALDS at CWS and Evan Longoria in Game 1 of the 2008 ALDS vs. CWS...his 4th-inning shot gave the Rays their first-ever lead against the Rangers in a home playoff game.
- ♦ The 2 HR increased the Rays total over their last 8 games, spanning regular season and postseason, to 19 HR...this was their most over an 8-game stretch since June 9-17, 2009.
- ♦ David Price held the Rangers scoreless on 4 hits and 1 BB through 6 IP, then yielded 3 hits and 3 runs in the 7th inning, including a 2-run homer to Mike Napoli...he was charged a third run after leaving with 2-on, 2-out in the inning, and took the loss...he remained winless in three career postseason starts and winless in nine career starts against the Rangers between the regular season and postseason...he dropped to 0-6 with a 5.30 ERA (52.2-IP, 31-ER) in 9 starts against them.

ALDS GAME 4 | TUESDAY, OCTOBER 4 | RANGERS 4, RAYS 3

	1	2	3	4	5	6	7	8	9	R	H	E
TEXAS	1	1	0	1	0	0	1	0	0	4	6	0
TAMPA BAY (1-3)	0	1	0	1	0	0	0	0	1	3	7	0

- ♦ The Rays were eliminated from the postseason, the second consecutive season they lost to the Rangers in the ALDS...they lost a fifth straight postseason home game, all at the hands of the Rangers...the Rays lost the series, 3-1, despite outscoring the Rangers, 21-16...combining the 2010 ALDS and 2011 ALDS between the two clubs, the visiting team won eight of 9 games.
- ♦ Jeremy Hellickson went 4 IP, the shortest start of his career at the time...he yielded 3 runs, all via solo homer, marking the first time in his career he allowed 3 HR (or more) in a single game.
- ♦ Evan Longoria and B.J. Upton were held hitless in Games 3-4, combining to go 0-for-13 with 9 SO, compared to 7-for-18 in Games 1-2...after his 7th-inning, 3-run homer in Game 2, Longoria went hitless in 8 AB with 5 SO in Games 3-4.
- ♦ Sean Rodriguez scored all 3 runs for the Rays, including their first in the 2nd inning, when he collided with Mike Napoli at home plate and jarred the relay throw loose.
- ♦ Adrián Beltré hit solo homers in the 2nd, 4th and 7th innings...at the time, it was the eighth time a player hit 3 HR (or more) in a postseason game, and the third time by a right-handed hitter...he remains one of two players to do it in a Division Series game, after HOU José Altuve joined him in Game 1 of the 2017 ALDS vs. BOS.
- ♦ The game's attendance was 28,299, marking the first non-sellout at Tropicana Field in postseason franchise history.



2010 POSTSEASON REVIEW

2010 POSTSEASON

The Rays won the AL East for the second time in three years...after the current divisional format was adopted in 1994, the Rays became the first team other than the Yankees to win two AL East championships in a full 162-game season...with 96 wins, the Rays led the AL in wins for the first time and finished 2nd in the majors to the Phillies (97)...in addition, the Rays became:

- ♦ The first team in major league history to endure 10 straight losing seasons, then make the postseason two of the next three seasons.
- ♦ The first team to average 90-plus wins over three consecutive seasons after 10 straight losing seasons.
- ♦ The fourth team to average 90-plus wins over three seasons after averaging 90-plus losses the three previous seasons, joining the 1996–2001 Athletics, 1975–80 Brewers and 1988–93 Braves.

RANGERS DEFEAT RAYS IN ALDS

For the first time in major league history, the road team won every game of a postseason series...the Rays became the first team in major league history to lose three home games in any 5-game postseason series...it was the first ALDS to reach 5 games in five years—since the Angels won at home over the Yankees in 2005.

- ♦ The Rays became the third team to force a Game 5 in a best-of-five series after losing the first 2 games of the series at home...the 1981 Brewers (vs. New York) and 2001 Yankees (vs. Oakland) did it before them...a Division Series was necessary in 1981 due to the split season.
- ♦ The Rays became the 11th team to force a Game 5 in a 5-game series after losing the first 2 games (home or road)...the Rays were the first team since the 1981 Brewers to force a Game 5 after an 0-2 start and lose Game 5.

DAVID PRICE AND CLIFF LEE


Price had 14 SO and 0 BB in the series, and Lee had 21 SO and 0 BB...no pitchers in baseball history have totaled more strikeouts without allowing a walk in a postseason series than Lee and Price...ATL Kevin Millwood (2002 NLDS) and CLE Andrew Miller (2016 ALCS) have tied Price's mark.

ALDS vs. TEXAS

RANGERS WIN 3-2

DATE	SCORE	WINNER	LOSER	ATT
10/6	L, 1-5	Lee	Price	35,474
10/7	L, 0-6	Wilson	Shields	35,535
10/9	W, 6-3	Benoit	Oliver	51,746
10/10	W, 5-2	Davis	Hunter	49,218
10/12	L, 1-5	Lee	Price	41,845

BOLD INDICATES HOME GAME



DAVID PRICE

SKIP MILLOS / TAMPA BAY RAYS

POSTSEASON ROSTER

Manager & Coaches

- 70 Joe Maddon (Manager)
- 46 Stan Boroski (Asst. Pitching)
- 6 Tom Foley (3B)
- 25 George Hendrick (1B)
- 48 Jim Hickey (Pitching)
- 4 Dave Martinez (Bench)
- 7 Bobby Ramos (Bullpen)
- 17 Derek Shelton (Hitting)
- 62 Don Zimmer (Sr. Advisor)

Pitchers

- 50 Grant Balfour (R)
- 53 Joaquin Benoit (R)
- 36 Randy Choate (L)
- 40 Wade Davis (R)
- 22 Matt Garza (R)
- 34 Jeff Niemann (R)
- 14 David Price (L)
- 55 Chad Qualls (R)
- 33 James Shields (R)
- 29 Rafael Soriano (R)
- 3 Dan Wheeler (R)

Catchers

- 28 John Jaso
- 10 Kelly Shoppach

Infielders

- 16 Willy Aybar *
- 8 Jason Bartlett
- 15 Reid Brignac
- 24 Dan Johnson
- 3 Evan Longoria
- 23 Carlos Peña
- 1 Sean Rodriguez

Outfielders

- 5 Rocco Baldelli
- 13 Carl Crawford
- 27 Desmond Jennings
- 20 Matt Joyce
- 2 B.J. Upton
- 18 Ben Zobrist

Field Staff

- Ron Porterfield
(Head Athletic Trainer)
- Paul Harker
(Asst. Athletic Trainer)
- Nick Paparesta
(Asst. Athletic Trainer)
- Kevin Barr
(Strength & Cond. Coord.)
- Chris Fernandez
(Video Coord.)
- 77 Scott Cursi
(Bullpen Catcher)

* REPLACED INJURED ROCCO BALDELLI ON
ALDS ROSTER PRIOR TO GAME 2



- ♦ Price lost to Lee twice at home in the series, posting a 4.97 ERA (12.2-IP, 7-ER)...he went 9-2 with a 1.96 ERA (114.2-IP, 25-ER) at home during the regular season...prior to the series, he was 4-0 with a 1.79 ERA (45.1-IP, 9-ER) in 7 starts vs. former Cy Young Award winners, and the Rays won all 7 games.
- ♦ At the time, Lee set an ALDS record with 21 SO and tied SD Kevin Brown in 1998 for the overall LDS record...this record is now held by HOU Gerrit Cole (25) in 2019...Rangers pitching set a Division Series record at the time with 55 SO, topping the 1998 Padres (49 SO vs. HOU)...the 2001 Indians (48 vs. SEA) held the previous ALDS record...the Rangers staff posted a 2.40 ERA (45-IP, 12-ER), including a 1.15 ERA (31.1-IP, 4-ER) by Rangers starters.

ODDS AND ENDS

- ♦ The battery of Wade Davis and John Jaso in Game 4 marked the first time in 63 years a team started a rookie pitcher and a rookie catcher in a postseason win...in Game 7 of the 1947 World Series, the Yankees defeated the Brooklyn Dodgers, 5-2, with a battery of Spec Shea and Yogi Berra.
- ♦ Carlos Peña became the first player in history with a single, double, triple and home run in four consecutive postseason at-bats (last 2 AB of Game 3 and first 2 AB of Game 4).

2010 RAYS POSTSEASON STATISTICS

BATTERS	AVG	G	AB	R	H	2B	3B	HR	RBI	SH	SF	HBP	BB-I	SO	SB	CS	GDP	OBP	SLG
Aybar, W	.167	3	6	0	1	1	0	0	0	0	0	0	0-0	2	0	0	0	.167	.333
Baldelli, R	.000	1	3	0	0	0	0	0	0	0	0	0	0-0	2	0	0	0	.000	.000
Bartlett, J	.400	5	15	0	6	1	0	0	0	0	0	1	1-0	1	0	0	0	.471	.467
Brignac, R	.000	2	3	0	0	0	0	0	0	0	0	0	0-0	3	0	0	0	.000	.000
Crawford, C	.143	5	21	1	3	0	0	1	1	0	0	0	0-0	4	1	0	1	.143	.286
Jaso, J	.300	3	10	0	3	0	0	0	1	0	0	0	1-0	2	0	0	0	.364	.300
Jennings, D	.000	2	2	1	0	0	0	0	0	0	0	0	0-0	1	0	0	0	.000	.000
Johnson, D	.222	5	9	1	2	1	0	0	0	0	0	0	3-0	4	0	0	1	.417	.333
Joyce, M	.222	4	9	0	2	0	0	0	0	0	0	0	0-0	4	1	0	0	.222	.222
Longoria, E	.200	5	20	2	4	2	0	1	2	0	0	0	1-0	4	0	0	0	.238	.450
Pena, C	.286	4	14	4	4	1	1	1	4	0	0	0	3-0	7	0	0	0	.412	.714
Rodríguez, S	.200	4	10	2	2	0	0	0	0	0	0	0	0-0	5	0	0	0	.200	.200
Shoppach, K	.000	3	9	0	0	0	0	0	0	0	0	0	1-0	3	0	0	0	.100	.000
Upton, B	.190	5	21	0	4	2	0	0	2	0	0	0	0-0	7	2	0	0	.190	.286
Zobrist, B	.300	5	20	2	6	2	0	1	2	0	0	0	2-0	6	0	0	0	.364	.550
Team Total	.215	5	172	13	37	10	1	4	12	0	0	1	12-0	55	4	0	2	.270	.355

PITCHERS	W	L	ERA	G	GS	CG	SHO	SV	IP	H	R	ER	HR	HB	BB-I	SO	WP	BK
Balfour, G	0	0	0.00	3	0	0	0	0	3.2	2	0	0	0	0	0-0	1	0	0
Benoit, J	1	0	0.00	3	0	0	0	0	3.2	0	0	0	0	0	0-0	3	0	0
Choate, R	0	0	0.00	3	0	0	0	0	1.0	0	0	0	0	0	0-0	0	0	0
Davis, W	1	0	3.60	1	1	0	0	0	5.0	7	2	2	1	0	3-0	7	0	0
Garza, M	0	0	1.50	1	1	0	0	0	6.0	5	2	1	1	0	2-0	4	0	0
Niemann, J	0	0	0.00	1	0	0	0	0	3.0	1	0	0	0	0	1-0	4	0	0
Price, D	0	2	4.97	2	2	0	0	0	12.2	17	8	7	2	0	0-0	14	0	0
Qualls, C	0	0	10.80	2	0	0	0	0	1.2	4	2	2	1	0	0-0	0	0	0
Shields, J	0	1	8.31	1	1	0	0	0	4.1	4	4	4	1	2	0-0	2	0	0
Soriano, R	0	0	9.00	3	0	0	0	1	3.0	4	3	3	2	0	0-0	1	0	0
Wheeler, D	0	0	0.00	1	0	0	0	0	1.0	0	0	0	0	0	0-0	2	0	0
Team Total	2	3	3.80	5	5	0	0	1	45.0	44	21	19	8	2	6-0	38	0	0



ALDS GAME 1 | WEDNESDAY, OCTOBER 6 | RANGERS 5, RAYS 1

	1	2	3	4	5	6	7	8	9	R	H	E
TEXAS	0	2	1	1	1	0	0	0	0	5	10	1
TAMPA BAY (0-1)	0	0	0	0	0	0	1	0	0	1	6	2

- ♦ The Rays fell to 1-3 all-time in postseason series openers...it marked their fourth straight postseason loss, starting with Game 3 of the 2008 World Series at PHI...the Rangers recorded the second postseason win in franchise history, snapping a 9-game postseason losing streak.
- ♦ David Price made his first postseason start, and his 8 SO were 2nd-most for a postseason game in club history at the time...it was the second time in 29 career starts at home he yielded 5 runs (or more), following June 23, 2009 vs. PHI...he yielded solo homers in the 3rd and 4th innings.
- ♦ Price lost to a former Cy Young Award winner (Cliff Lee) for the first time in his career...he was 4-0 with a 1.79 ERA (45.1-IP, 9-ER) in seven previous starts against them...Lee faced the Rays

for the fourth time, including the 2010 regular season, and beat them for the first time.

- ♦ Ben Zobrist doubled in the 2nd inning and hit an opposite-field, solo homer in the 7th, both off Lee...they were the club's only extra-base hits of the game.
- ♦ The Rays bullpen did not allow a run in 2.1 IP, extending its scoreless streak to 23 IP, dating back to the regular season.
- ♦ Rocco Baldelli played his final major league game, going 0-for-3 as the designated hitter... he was removed from the ALDS roster the next day due to left leg fatigue, symptomatic of his mitochondrial disorder.

ALDS GAME 2 | THURSDAY, OCTOBER 7 | RANGERS 6, RAYS 0

	1	2	3	4	5	6	7	8	9	R	H	E
TEXAS	0	0	1	1	4	0	0	0	0	6	9	1
TAMPA BAY (0-2)	0	0	0	0	0	0	0	0	0	0	2	1

- ♦ The Rays were shut out in the postseason for the second time in franchise history, following Game 1 of the 2008 ALCS vs. BOS...between the regular season and postseason, it was the 15th time they were held to 3 hits (or fewer) and ninth time they were held to 2 hits (or fewer)...the Rays didn't have a runner in scoring position until the 7th inning...it was the club's fifth straight loss against left-handed starters, after going 36-17 vs. LHP before that.
- ♦ The Rays were outscored, 11-1, and out-hit, 19-8, over the first 2 games of the series...according to the Elias Sports Bureau, it was only the second time a team began a preliminary postseason series with 1 run (or fewer) and 8 hits (or fewer) over the first 2 games, joining the 2009 Red Sox, who were swept by the Angels in the ALDS.

- ♦ James Shields lasted 4.1 IP and his 68 pitches were his fewest ever thrown in a start, excluding an ejection on June 5, 2008 at BOS and a 1-inning tune-up entering the 2008 postseason.
- ♦ Chad Qualls allowed a 5th-inning homer to Michael Young, snapping the bullpen's scoreless streak at 23 IP...it was their first run allowed since Sep 27 vs. BAL, a RBI single off Qualls...it also snapped the bullpen's streak of 38 consecutive innings without allowing an earned run.
- ♦ Rays Manager Joe Maddon was ejected by home plate umpire Jim Wolf in the 5th inning... he was the first manager to be ejected from a postseason game since STL Tony LaRussa in Game 4 of the 2005 NLCS at HOU...it was the 44th ejection in postseason history.



ALDS GAME 3 | SATURDAY, OCTOBER 9 | RAYS 6, RANGERS 3

	1	2	3	4	5	6	7	8	9	R	H	E
TAMPA BAY (1-2)	0	0	0	0	0	1	0	2	3	6	11	0
TEXAS	0	0	1	0	0	0	1	0	1	3	6	0

- ♦ The Rays recorded their first postseason victory since Game 2 of the 2008 World Series vs. PHI... it snapped a 5-game postseason losing streak, rallying from deficits of 1-0 and 2-1...their 6th-inning run snapped a 16-inning scoreless streak, four shy of tying the Division Series record...they went ahead in the 8th inning, their first lead of the series.
- ♦ The Rays scored 6 runs on 11 hits, both their most since scoring 9 runs on 12 hits on Sep 25 vs. SEA...they snapped streaks of scoring 4 runs (or fewer) in seven consecutive games and recording 7 hits (or fewer) in nine straight games.
- ♦ Carlos Peña hit a game-tying RBI single in the 8th inning and added a 2-run homer in the 9th...he also walked in the 2nd and 6th innings, reaching base in four of his 5 PA.
- ♦ John Jaso delivered a 2-out, go-ahead single in the 8th inning off Neftali Feliz.
- ♦ Carl Crawford led off the 9th inning with his third career postseason homer.
- ♦ Matt Garza yielded a go-ahead, solo homer to Ian Kinsler in the 7th inning, his last batter faced...his run allowed in the 3rd inning was unearned following a passed ball...it marked the third time in five career postseason starts he yielded 1 ER (or fewer).
- ♦ Joaquin Benoit made his postseason debut and earned the victory, retiring all 5 BF.
- ♦ The crowd of 51,746 was a record at the time for Rangers Ballpark in Arlington.

ALDS GAME 4 | SUNDAY, OCTOBER 10 | RAYS 5, RANGERS 2

	1	2	3	4	5	6	7	8	9	R	H	E
TAMPA BAY (2-2)	0	1	0	2	2	0	0	0	0	5	12	0
TEXAS	0	0	0	0	0	2	0	0	0	2	8	2

- ♦ The Rays became the fifth team in Division Series history to force a decisive Game 5 after losing the first 2 games...they were the third team to force a fifth game after losing the first 2 games at home, joining the 1981 Brewers—when a Division Series was necessary due to the split season—and 2001 Yankees.
- ♦ Wade Davis made his postseason debut and was the only Rays starter to record a win in the series...he did not allow a run through 5 IP but was replaced after a homer and single in the 6th.
- ♦ Evan Longoria doubled in the 4th and 8th innings and hit a 2-run homer off Derek Holland in the 5th...his 3 XBH tied a single-game LDS record, and he was the first AL player to do that since NYY Derek Jeter in Game 3 of the 2006 ALDS at DET...it was his seventh career postseason homer, tying B.J. Upton for the club record.
- ♦ Carlos Peña tripled and doubled in his first 2 AB, becoming the first player in major league history with a single, double, triple and homer over four consecutive postseason at-bats, according to the Elias Sports Bureau.
- ♦ The battery of Wade Davis and John Jaso marked the first time in 63 years a team started a rookie pitcher and a rookie catcher in a postseason win...in Game 7 of the 1947 World Series, the Yankees defeated the Brooklyn Dodgers, 5-2, with a battery of Spec Shea and Yogi Berra.
- ♦ The Rays used four relievers, and they combined for four scoreless innings.



ALDS GAME 5 | TUESDAY, OCTOBER 12 | RANGERS 5, RAYS 1

	1	2	3	4	5	6	7	8	9	R	H	E
TEXAS	1	0	0	1	0	1	0	0	2	5	11	1
TAMPA BAY (2-3)	0	0	1	0	0	0	0	0	0	1	6	2

- ♦ For the first time in major league history, the road team won every game of a postseason series...the Rays became the first team in major league history to lose three home games in a 5-game postseason series, and the first team to lose three home games in any postseason series since the Angels in the 2005 ALCS vs. CWS...it was the first ALDS to reach 5 games in five years—since the Angels won at home over the Yankees in 2005...the Rangers won a postseason series for the first time in franchise history.
- ♦ The Rays lost their final 6 games between the regular season and postseason when facing a left-handed starter, including 5 games with 1 run (or fewer)...Cliff Lee got the win in Game 1 and Game 5, and finished the series with 21 SO and 0 BB...it remains the most strikeouts in a postseason series without allowing a walk...at the time, he set an ALDS record for strikeouts and tied SD Kevin Brown in 1998 for the overall LDS record.
- ♦ The Rays scored 2 runs in 3 games at home...they became the first team in Division Series history to fall behind, 0-2, in the series, force a Game 5 and lose the decisive game.
- ♦ David Price took his second loss of the series...the go-ahead run allowed in the 4th inning scored on a steal of third base and throwing error by the catcher...he extended his streak without allowing a walk to 21.2 IP, including the regular season.
- ♦ The Rays removed the tarps from the upper deck at Tropicana Field, adding approximately 5,000 seats to the capacity...the sellout crowd was 41,845, the largest at Tropicana Field since June 10, 2000 vs. FLA (42,823).



2008 POSTSEASON REVIEW

2008 POSTSEASON

Only one team in major league history lost more games than the Rays (96) the year before going to the World Series: the 1991 Braves, who were 65-97...the Rays were the second team in major league history and the fifth team in the four major sports to advance to its league's championship series the year after having the worst record in the league...the others to do that: 1991 Braves, 1958-59 Minneapolis Lakers, 1958-59 Toronto Maple Leafs and 1949-50 New York Rangers.

RAYS SET A.L. POSTSEASON HOMER MARK

The Rays hit 26 HR in 16 games in the postseason, an AL record at the time...the previous record was 24, by the Angels in 2002...that mark remains one shy of the major league record, shared by the 2017 Astros and 2002 Giants...the Rays had 10 different players homer.

- The Rays hit 16 HR in the ALCS, most in LCS history, ahead of the Astros (14) in 2004...they belted 13 HR from Games 2-5, most home runs over a 4-game stretch in postseason history.
- B.J. Upton's 7 HR in the postseason remain 1 HR shy of the major league record for a single postseason (8, SF Barry Bonds in 2002, HOU Carlos Beltran in 2004 and TEX Nelson Cruz in 2011)...four of his 7 HR came in the ALCS, tying the LCS record at the time...he became the first player to hit 5 HR (or more) in the postseason after hitting 10 HR (or fewer) during the regular season.
- Evan Longoria's 6 HR remain a major league rookie record in a single postseason...the previous record was 4 HR, by FLA Miguel Cabrera in 2003...four of his 6 HR came in the ALCS, tying the LCS record at the time...all 4 HR in

ALDS vs. CHICAGO

RAYS WIN 3-1

DATE	SCORE	WINNER	LOSER	ATT
10/2	W, 6-4	Shields	Vazquez	35,041
10/3	W, 6-2	Kazmir	Buehrle	35,257
10/5	L, 3-5	Danks	Garza	40,142
10/6	W, 6-2	Sonnanstine	Floyd	40,454

ALCS vs. BOSTON

RAYS WIN 4-3

DATE	SCORE	WINNER	LOSER	ATT
10/10	L, 0-2	Matsuzaka	Shields	35,001
10/11	W, 9-8 (11)	Price	Timlin	34,904
10/13	W, 9-1	Garza	Lester	38,031
10/14	W, 13-4	Sonnanstine	Wakefield	38,133
10/16	L, 7-8	Masterson	Howell	38,437
10/18	L, 2-4	Beckett	Shields	40,947
10/19	W, 3-1	Garza	Lester	40,473

WORLD SERIES vs. PHILADELPHIA

PHILLIES WIN 4-1

DATE	SCORE	WINNER	LOSER	ATT
10/22	L, 2-3	Hamels	Kazmir	40,783
10/23	W, 4-2	Shields	Myers	40,843
10/25	L, 4-5	Romero	Howell	45,900
10/26	L, 2-10	Blanton	Sonnanstine	45,903
10/27	L, 3-4	Romero	Howell	45,940

BOLD INDICATES HOME GAME



I MATT GARZA I

SKIP MILLOS / TAMPA BAY RAYS

POSTSEASON ROSTER

Manager & Coaches

- 70 Joe Maddon (Manager)
- 17 Brian Anderson (Asst. Pitching)
- 72 Tim Bogar (Quality Assurance)
- 6 Tom Foley (3B)
- 55 Steve Henderson (Hitting)
- 25 George Hendrick (1B)
- 48 Jim Hickey (Pitching)
- 4 Dave Martinez (Bench)
- 7 Bobby Ramos (Bullpen)
- 61 Don Zimmer (Sr. Advisor)

Pitchers

- 50 Grant Balfour (R)
- 53 Chad Bradford (R)
- 22 Matt Garza (R)
- 39 J.P. Howell (L)
- 36 Edwin Jackson (R) **
- 19 Scott Kazmir (R)
- 57 Trever Miller (L)
- 14 David Price (L)
- 33 James Shields (R)
- 21 Andy Sonnanstine (R)
- 35 Dan Wheeler (R)

Catchers

- 41 Michel Hernández
- 30 Dioner Navarro

Infielders

- 16 Willy Aybar
- 8 Jason Bartlett
- 1 Akinori Iwamura
- 3 Evan Longoria
- 23 Carlos Peña
- 18 Ben Zobrist

Outfielders

- 5 Rocco Baldelli
- 13 Carl Crawford
- 26 Gabe Gross
- 32 Eric Hinske *
- 38 Fernando Perez
- 2 B.J. Upton

Designated Hitter

- 15 Cliff Floyd

Field Staff

- Ron Porterfield (Head Athletic Trainer)
- Paul Harker (Asst. Athletic Trainer)
- Mark Vinson (Asst. Athletic Trainer)
- Kevin Barr (Strength & Cond. Coord.)
- Chris Fernandez (Video Coord.)
- 77 Scott Cursi (Bullpen Catcher)

* ALCS, WS ROSTER ONLY;
REPLACED INJURED CLIFF FLOYD ON
WORLD SERIES ROSTER BEFORE GAME 4
** ALCS, WS ROSTER ONLY



the ALCS came in consecutive games (Games 2-5), which remains tied for a LCS record...he turned 23 on Oct 7, the youngest player in major league history to hit 6 HR (or more) in a single postseason.

RAYS SET POSTSEASON STEAL MARK

The Rays recorded 24 SB in the postseason, which remains a major league record ahead of the 1992 Braves (20) and 1975 Reds (20)...the Rays were caught just three times in 16 games.

ALCS MVP MATT GARZA

Matt Garza went 2-0 with a 1.38 ERA (13-IP, 8-H, 2-ER, 6-BB, 14-SO) in the ALCS...he won Game 3 and Game 7 for the Rays...it was the 11th time that a pitcher won ALCS MVP honors (10th different

pitcher)...at 24, Garza became the youngest pitcher to ever win ALCS MVP honors, surpassing Mike Boddicker (26) of the 1983 Orioles.

DAVID PRICE

The 23-year-old top overall pick of the 2007 June Draft became the quickest No. 1 overall selection to play in the World Series...he earned his first win at the major league level in Game 2 of the ALCS and recorded the final four outs in Game 7 for his first career save...he became the third rookie pitcher to record a win and a save in the same postseason series, joining STL Adam Wainwright (2006 World Series) and CIN Rawly Eastwick (1975 NLCS, 1975 World Series)...two other rookie pitchers have joined this list since then, most recently SF Hunter Strickland in the 2014 NLDS.

2008 RAYS POSTSEASON STATISTICS

BATTERS	AVG	G	AB	R	H	2B	3B	HR	RBI	SH	SF	HBP	BB-I	SO	SB	CS	GDP	OBP	SLG
Aybar, W	.353	14	34	5	12	2	0	2	7	1	1	0	1-0	6	0	0	0	.361	.588
Baldelli, R	.200	8	20	4	4	0	0	2	6	0	0	0	3-0	5	0	0	0	.304	.500
Bartlett, J	.235	16	51	8	12	1	1	1	3	1	0	2	4-0	10	2	0	2	.316	.353
Crawford, C	.290	16	62	9	18	3	1	2	8	0	0	1	3-0	10	7	0	0	.333	.468
Floyd, C	.222	7	18	3	4	1	0	1	2	0	0	0	0-0	7	0	0	0	.222	.444
Garza, M	.000	1	2	0	0	0	0	0	0	0	0	0	0-0	0	0	0	0	.000	.000
Gross, G	.053	10	19	0	1	0	0	0	2	0	1	0	3-0	7	2	0	1	.174	.053
Hinske, E	.500	2	2	1	1	0	0	1	1	0	0	0	0-0	1	0	0	0	.500	2.000
Iwamura, A	.273	16	66	8	18	4	1	1	5	0	0	0	7-1	12	2	0	0	.342	.409
Kazmir, S	.000	1	2	0	0	0	0	0	0	0	0	0	0-0	2	0	0	0	.000	.000
Longoria, E	.194	16	62	10	12	3	0	6	13	0	0	0	5-0	20	1	0	3	.254	.532
Navarro, D	.293	16	58	4	17	4	0	0	5	0	0	0	4-0	11	0	1	2	.339	.362
Pena, C	.264	15	53	9	14	2	0	3	10	0	0	0	10-2	17	3	2	1	.381	.472
Perez, F	.111	5	9	2	1	0	0	0	0	0	0	0	0-0	2	1	0	0	.111	.111
Sonnanstine, A	1.000	1	1	0	1	0	0	0	0	0	0	0	0-0	0	0	0	0	1.000	1.000
Upton, B	.288	16	66	16	19	1	1	7	16	0	1	0	5-1	16	6	0	4	.333	.652
Zobrist, B	.091	7	11	0	1	0	0	0	0	0	0	0	2-0	0	0	0	0	.231	.091
Team Total	.252	16	536	79	135	21	4	26	78	3	3	3	47-4	126	24	3	13	.314	.451

PITCHERS	W	L	ERA	G	GS	CG	SHO	SV	IP	H	R	ER	HR	HB	BB-I	SO	WP	BK
Balfour, G	0	0	6.23	10	0	0	0	0	8.2	11	6	6	2	1	8-3	7	1	0
Bradford, C	0	0	1.13	7	0	0	0	0	8.0	6	1	1	0	0	3-1	3	0	0
Garza, M	2	1	3.96	4	4	0	0	0	25.0	21	11	11	4	1	12-0	25	2	0
Howell, J	0	3	3.00	12	0	0	0	0	12.0	9	4	4	0	2	4-1	17	1	0
Jackson, E	0	0	2.08	3	0	0	0	0	4.1	2	1	1	1	0	3-1	5	0	0
Kazmir, S	1	1	4.21	5	5	0	0	0	25.2	26	12	12	4	3	18-0	22	1	0
Miller, T	0	0	10.80	6	0	0	0	0	1.2	2	2	2	1	0	3-0	2	0	0
Price, D	1	0	1.59	5	0	0	0	1	5.2	2	2	1	1	0	4-0	8	0	0
Shields, J	2	2	2.88	4	4	0	0	0	25.0	28	9	8	3	1	8-0	17	1	0
Sonnanstine, A	2	1	4.24	3	3	0	0	0	17.0	15	11	8	4	0	5-0	8	0	0
Wheeler, D	0	0	6.23	7	0	0	0	1	8.2	9	6	6	3	0	4-0	9	1	0
Team Total	8	8	3.81	16	16	0	0	2	141.2	131	65	60	23	8	72-6	123	7	0



ALDS GAME 1 | THURSDAY, OCTOBER 2 | RAYS 6, WHITE SOX 4

	1	2	3	4	5	6	7	8	9	R	H	E
CHICAGO	0	0	3	0	0	0	0	0	1	4	7	0
TAMPA BAY (1-0)	0	1	3	0	2	0	0	0	X	6	11	0

- ♦ The Rays played a postseason game for the first time in franchise history and came back from a 2-run deficit for the win...they snapped the White Sox 8-game postseason winning streak, dating back to the 2005 World Series.
- ♦ Evan Longoria reached in all 4 PA, including solo homers off Javier Vázquez in the 2nd and 3rd innings...he became the second player in major league history to homer in his first two postseason at-bats, joining MIN Gary Gaetti in 1987...at 22 years, 361 days, he became the 3rd-youngest player in major league history at the time with a multi-HR game in the postseason, behind ATL Andruw Jones (19.180) in Game 1 of the 1996 World Series at NYY and

NY Yankees Tony Kubek (21.358) in Game 3 of the 1957 World Series at MIL.

- ♦ Carl Crawford made his first start since Aug 9 at SEA, when he suffered a subluxation of his right middle finger tendon...he hit fifth in the batting order for the first time in his career...he became the first player in the live ball era (since 1920) to start in his team's postseason opener without a regular-season at-bat in September.
- ♦ Carlos Peña left the game after the 2nd inning with slightly blurred vision in his left eye, the result of accidentally scratching his eye at home the night before...he did not play in Game 2.

ALDS GAME 2 | FRIDAY, OCTOBER 3 | RAYS 6, WHITE SOX 2

	1	2	3	4	5	6	7	8	9	R	H	E
CHICAGO	2	0	0	0	0	0	0	0	0	2	12	1
TAMPA BAY (2-0)	0	1	0	0	2	0	0	3	X	6	12	0

- ♦ The Rays overcame a multi-run deficit for the second straight game, becoming the first team in major league history to win its first two postseason games in franchise history by overcoming multi-run deficits...in the regular season, they won 28 times after trailing by 2 runs (or more), most in the majors.
- ♦ Scott Kazmir became the second Rays pitcher in as many nights to win his postseason debut, following James Shields...he yielded a RBI single to Jim Thome and sacrifice fly to Alexei Ramírez in a 37-pitch 1st inning, but did not allow a run over his final 4.1 IP...he averaged 14.1 pitches per inning after the opening frame.

- ♦ Akinori Iwamura hit a go-ahead, 2-run homer in the 5th inning...he was the sixth Japanese-born player to homer in the postseason, joining Hideki Matsui (5), So Taguchi (2), Kazuo Matsui (1), Dave Roberts (1) and Tadahito Iguchi (1).
- ♦ Willy Aybar, who entered off the bench in Game 1, went 2-for-3 with a 2nd-inning single and 4th-inning double in his first career postseason start.
- ♦ J.P. Howell inherited 2-on, 0-out in the 7th inning and got out of the jam without allowing a run to score...he also pitched a scoreless 8th, recording all three outs via strikeout.



ALDS GAME 3 | SUNDAY, OCTOBER 5 | WHITE SOX 5, RAYS 3

	1	2	3	4	5	6	7	8	9	R	H	E
TAMPA BAY (2-1)	0	1	0	0	0	0	2	0	0	3	8	0
CHICAGO	0	0	1	3	0	1	0	0	X	5	7	0

- ♦ The Rays failed to become the fifth team in major league history to sweep their first-ever postseason series...it marked the third straight game the team that scored first suffered the loss...the start of the game was delayed by 35 minutes due to rain.
- ♦ Matt Garza took the first loss of his postseason career...his 5 ER were his most since Aug 9 at SEA and his 4 BB tied a season high (4th time)...he allowed his first 3 BF to reach base in the 4th inning, then allowed a 1-out, go-ahead sacrifice fly and a 2-run double to Dewayne Wise.
- ♦ B.J. Upton hit a 2-run homer in the 7th inning, snapping a 1-for-12 skid to start the series...at 24

years, 45 days, he remains the 3rd-youngest Ray to homer in a postseason game.

- ♦ The top three hitters in the Rays lineup combined for six of the club's 8 hits...the bottom six hitters combined to go 2-for-20, and the 4-thru-6 hitters were hitless in 11 AB.
- ♦ Chad Bradford retired all 5 BF, extending his scoreless streak to 19 postseason apps and 18.1 IP...since Baseball Reference data is available (1903), it remains tied with TEX/FLA/NYM Dennis Cook from 1996-2000 for the longest streak of scoreless apps to begin a postseason career.

ALDS GAME 4 | MONDAY, OCTOBER 6 | RAYS 6, WHITE SOX 2

	1	2	3	4	5	6	7	8	9	R	H	E
TAMPA BAY (3-1)	1	0	1	2	1	0	1	0	0	6	10	0
CHICAGO	0	0	0	1	0	1	0	0	0	2	4	0

- ♦ The Rays clinched their first postseason series win in franchise history...they became the sixth expansion team to win its first-ever postseason series, joining the 1997 Marlins, 1995 Mariners, 1984 Padres, 1981 Expos and 1969 Mets...the victory was their 100th of the season, spanning the regular season and postseason...the Rays became the second team to reach the LCS the season after holding the worst record in the majors, following the 1991 Braves.
- ♦ B.J. Upton hit solo homers in the 1st and 3rd innings off Gavin Floyd...at 24 years, 46 days, he became the youngest outfielder with a multi-HR game in the postseason since ATL Andruw Jones (19.180) in Game 1 of the 1996 World Series at NYY...including his 7th-inning homer in Game 3, he became the third player since 1979

to hit 3 HR in a span of four postseason at-bats, joining ANA Adam Kennedy in 2002 and ATL Andruw Jones in 1996.

- ♦ Upton joined Evan Longoria in Game 1 to give the Rays the first pair of teammates age-24 or younger to record multi-HR games in the same postseason.
- ♦ The Rays bullpen finished the series with a 0.77 ERA (11.2-IP, 1-ER).
- ♦ The Rays celebrated for a third time in a third different city...the first time came after clinching a postseason berth on Sep 20 vs. MIN, and the second time was after clinching the AL East on Sep 26 at DET.



ALCS GAME 1 | FRIDAY, OCTOBER 10 | RED SOX 2, RAYS 0

	1	2	3	4	5	6	7	8	9	R	H	E
BOSTON	0	0	0	0	1	0	0	1	0	2	7	0
TAMPA BAY (0-1)	0	0	0	0	0	0	0	0	0	0	4	0

- ♦ The Rays lost a postseason game at home for the first time in franchise history...it was the first time they were shut out at home since April 20 vs. CWS, going 72 games in between...the Rays went 1-for-9 with RISP, and their only hit was an infield single in the 8th inning.
- ♦ The Rays were no-hit by Red Sox starter Daisuke Matsuzaka through the 6th inning, broken up by a leadoff single from Carl Crawford in the 7th...the Rays stranded the bases loaded against him in the 1st inning and got back-to-back singles leading off the 7th and 8th.
- ♦ James Shields made his second career postseason start and allowed a 5th-inning sacrifice fly, and a second run was charged against him after

he left the game in the 8th inning...he threw 25 pitches in the 1st inning, then 75 pitches over his final 6.1 IP.

- ♦ David Price made his postseason debut, entering with 2 outs in the 9th inning and retiring Jacoby Ellsbury for the final out.
- ♦ The 1st inning lasted 29 minutes, with Shields and Matsuzaka combining to throw 52 pitches... Shields escaped a 2-on, 2-out jam and Matsuzaka allowed 3 BB to load the bases.
- ♦ The Rays dropped to 23-3 (.885) between the regular season and postseason when playing in front of home crowds of 30,000 (or more).

ALCS GAME 2 | SATURDAY, OCTOBER 11 | RAYS 9, RED SOX 8 (11)

	1	2	3	4	5	6	7	8	9	10	11	R	H	E
BOSTON	2	0	1	0	3	1	0	1	0	0	0	8	12	0
TAMPA BAY (1-1)	2	0	2	1	3	0	0	0	0	0	1	9	12	0

- ♦ The Rays won a postseason game in walk-off fashion for the first time in franchise history, and it remains one of two walk-off postseason wins in club history...it came after 11 walk-off wins in the regular season, including two against the Red Sox...the game was either tied or teams changed leads on six different occasions.
- ♦ B.J. Upton hit a bases-loaded sacrifice fly off Mike Timlin in the 11th inning to score pinch-runner Fernando Perez...it was the third time in his career he was at the plate for a walk-off win...he also hit a game-tying, solo homer in the 3rd inning, his fourth of the postseason.
- ♦ Evan Longoria snapped a 0-for-13 skid with a 2-run homer in the 1st inning, his third of the

postseason, then doubled in the 3rd and 5th innings...at 23 years, 4 days, he became the youngest player in major league history at the time with 3 XBH (or more) in a postseason game.

- ♦ David Price inherited 1-on, 1-out in the 11th inning and recorded the last 2 outs of the frame... he became the fourth pitcher all-time to earn his first career win in the postseason, joining STL Josh Kinney in Game 2 of the 2006 NLCS at NYM, ANA Francisco Rodriguez in Game 2 of the 2002 ALDS at NYY and ATL Odalis Pérez in Game 2 of the 1998 NLDS vs. CHC.
- ♦ The two teams combined to use 14 pitchers and 37 players...they hit an ALCS-record 7 HR, tying the record for any postseason game at the time.



ALCS GAME 3 | MONDAY, OCTOBER 13 | RAYS 9, RED SOX 1

	1	2	3	4	5	6	7	8	9	R	H	E
TAMPA BAY (2-1)	0	1	4	0	0	0	0	3	1	9	13	0
BOSTON	0	0	0	0	0	0	1	0	0	1	7	0

- ♦ The Rays scored 9 runs for a second consecutive game to take the series lead over the Red Sox... they hit 4 HR, tying an ALCS record, and all four cleared the Green Monster...it was the first time the Red Sox allowed 9 runs (or more) in back-to-back games in their postseason history...it was the third time in franchise history the Rays scored 9 runs (or more) in consecutive games against the Red Sox, following Oct 1-2, 2001 and June 30-July 1, 1999.
- ♦ Matt Garza carried a shutout into the 7th inning for his first postseason win...it was the first time in the postseason a Rays starter went 6 IP (or more) and allowed 1 run (or fewer)...he yielded a walk and single to start the 7th and was charged a run on a sacrifice fly after he left the game.
- ♦ B.J. Upton hit a 3-run homer in the 3rd inning, giving the Rays a 4-0 lead...it was the club's first

of the postseason with 2 runners (or more) on base...it snapped Jon Lester's postseason streak without allowing an earned run at 16 IP...he became the first player to hit 5 HR (or more) in the postseason after hitting 10 HR (or fewer) during the regular season.

- ♦ Evan Longoria hit a solo homer in the 3rd inning, the first time in franchise history the Rays hit 2 HR in a single frame of a postseason game...it was his fourth extra-base hit over a stretch of 6 AB, beginning in Game 2.
- ♦ Rocco Baldelli, who was born in Woonsocket, R.I., hit a 3-run homer in the 8th inning, the first of his postseason career.
- ♦ Carlos Peña, who went to Northeastern University in Boston, added his first career postseason homer, a solo shot in the 9th inning.

ALCS GAME 4 | TUESDAY, OCTOBER 14 | RAYS 13, RED SOX 4

	1	2	3	4	5	6	7	8	9	R	H	E
TAMPA BAY (3-1)	3	0	2	0	1	5	0	2	0	13	14	3
BOSTON	0	0	1	0	0	0	1	2	0	4	7	0

- ♦ The Rays took a 3-1 series lead over the defending champions and moved to within a win of advancing to the World Series...it was their fourth consecutive win at Fenway Park, beginning Sep 9, on the heels of a 9-game losing streak there...at the time, it was the second instance in club history they won four consecutive games at Fenway Park, following April 18-July 1, 1999.
- ♦ The Rays scored 13 runs and recorded 14 hits, both of which remain postseason club records... they hit 3 HR, all off Red Sox starter Tim Wakefield, increasing their 2-game total at Fenway Park to 7 HR, all over the Green Monster...they became the first visiting team to hit back-to-back homers in a postseason game at Fenway.
- ♦ Evan Longoria was the second of back-to-back homers with Carlos Peña in the 1st inning...it

was his third straight game with a homer and his fifth of the postseason, a major league rookie record passing FLA Miguel Cabrera (4) in 2003.

- ♦ Carl Crawford went 5-for-5, the first 5-hit game in the postseason since NYY Derek Jeter (5) in Game 1 of the 2006 ALDS vs. DET...it remains one of eight 5-hit games in postseason history... he is one of four outfielders with a 5-hit game in the playoffs, joining NYY Hideki Matsui in Game 3 of the 2004 ALCS at BOS, ATL Marquis Grissom in Game 4 of the 1995 NLDS vs. COL and BAL Paul Blair in Game 3 of the 1969 ALCS at MIN.
- ♦ The Rays defense made 3 errors, snapping a 7-game errorless streak to start the postseason... their first 2 errors came from Longoria on the same play in the 2nd inning.



ALCS GAME 5 | THURSDAY, OCTOBER 16 | RED SOX 8, RAYS 7

	1	2	3	4	5	6	7	8	9	R	H	E
TAMPA BAY (3-2)	2	0	3	0	0	0	2	0	0	7	8	1
BOSTON	0	0	0	0	0	0	4	3	1	8	11	0

- ♦ The Rays blew a 7-0, 7th-inning lead, the 2nd-largest blown lead in defeat in postseason history and largest ever against a team facing elimination...the Rays yielded 4 runs, all with 2 outs, in the 7th inning, and lost a postseason game in walk-off fashion for the first time in franchise history...the only larger blown lead in postseason history was Game 4 of the 1929 World Series, when the Cubs led, 8-0, and lost to the Philadelphia Athletics, 10-8.
- ♦ In the regular season, the last time the Rays blew a 7-run lead was Sep 11, 2007 at BOS (led 8-1, lost 16-10)...their largest blown lead in the 2008 regular season was 3 runs.
- ♦ The Rays homered three times, all off Red Sox starter Daisuke Matsuzaka...it gave the Rays an ALCS-record 13 HR in the series, and 19 HR in the postseason...their 13 HR from Games

2-5 were the most over a 4-game stretch in postseason history.

- ♦ B.J. Upton hit a 2-run homer in the 1st inning and 2-run double in the 7th...the homer was his sixth of the postseason and came in his 35th at-bat...he also became the seventh player in LCS history with 10 RBI (or more) in a series.
- ♦ Evan Longoria homered in a fourth consecutive game, which remains tied for a LCS record...it came on a solo shot in the 3rd inning...his 6 HR remains a record for a major league rookie in a single postseason...his 4 HR in the series tied the LCS record at the time.
- ♦ Scott Kazmir yielded 2 hits over six shutout innings but received no decision despite exiting with a 7-0 lead.

ALCS GAME 6 | SATURDAY, OCTOBER 18 | RED SOX 4, RAYS 2

	1	2	3	4	5	6	7	8	9	R	H	E
BOSTON	0	1	1	0	0	2	0	0	0	4	10	0
TAMPA BAY (3-3)	1	0	0	0	1	0	0	0	0	2	4	1

- ♦ The Rays did not record a hit after the 5th inning, and the loss set up a decisive Game 7 the next night...a transmission breakdown prevented TBS from showing most of the 1st inning...home plate umpire Derryl Cousins left with a bruised collarbone after the 3rd inning, causing a 15-minute stoppage.
- ♦ B.J. Upton's 1st-inning homer hit the C-ring catwalk...at the time, was the second fair ball hit a catwalk in the postseason, following Evan Longoria in Game 1 of the 2008 ALDS vs. CWS...it was his seventh homer of the postseason, only two shy of his regular season total in 145 games.
- ♦ Upton's 7 HR remain tied for 4th in a single postseason behind TEX Nelson Cruz (8) in 2011,

HOU Carlos Beltrán (8) in 2004 and SF Barry Bonds (8) in 2002...his 4 HR in the series tied the LCS record at the time...the homer accounted for his 11th RBI of the series, tying BOS David Ortiz in 2004 for a LCS record at the time...this mark was passed by Cruz (13) in 2011.

- ♦ Jason Bartlett hit a game-tying homer in the 5th inning and became the eighth different Ray to homer in the postseason...he was hit by pitch in the 3rd and 8th innings, the first player with two in an ALCS game since DET Pat Sheridan in Game 5 in 1987 vs. MIN.
- ♦ James Shields allowed a go-ahead homer to Jason Varitek in the 6th inning, which snapped his 0-for-14 skid to start the series.



ALCS GAME 7 | SUNDAY, OCTOBER 19 | RAYS 3, RED SOX 1

	1	2	3	4	5	6	7	8	9	R	H	E
BOSTON	1	0	0	0	0	0	0	0	0	1	3	0
TAMPA BAY (4-3)	0	0	0	1	1	0	1	0	X	3	6	1

- ♦ The Rays won the AL pennant in their first-ever trip to the postseason...they became the first team ever to lose Game 5 and Game 6 of the ALCS and win Game 7...the Rays became the second team to reach the World Series the season after holding the worst record in the majors, following the 1991 Braves.
- ♦ Matt Garza defeated Jon Lester for the second time in the series...the 24-year-old became the youngest pitcher to win ALCS MVP honors, passing 26-year-old BAL Mike Boddicker in 1983...he yielded a 1st-inning solo homer to Dustin Pedroia, his second batter faced, but his only other hit allowed was a 1-out single in the 7th...his 9 SO were the most in a postseason "winner-take-all" game since OAK Mark Mulder (9) in Game 5 of the 2002 ALDS vs. MIN, and the most in a Game 7 since NYY Roger Clemens (10) and ARI Curt Schilling (9) in the 2001 World Series...his 9 SO remain tied for the postseason club record.
- ♦ The Rays used five pitchers in the 8th inning, and David Price stranded the bases loaded with a swinging strikeout of J.D. Drew...Price was on the mound for the final out of the game, an unassisted fielder's choice forceout at second base...he became the first pitcher ever to earn his first career win and save in the postseason, and the first rookie to record a postseason save after entering in a bases-loaded situation.
- ♦ Evan Longoria hit a game-tying RBI double in the 4th inning, Rocco Baldelli a go-ahead RBI single in the 5th and Willy Aybar a solo homer leading off the 7th.
- ♦ The Rays hit 16 HR in the series, which remains the most in LCS history ahead of the 2004 Astros (14)...the two teams combined for 26 HR, the most for any postseason series.

WS GAME 1 | WEDNESDAY, OCTOBER 22 | PHILLIES 3, RAYS 2

	1	2	3	4	5	6	7	8	9	R	H	E
PHILADELPHIA	2	0	0	1	0	0	0	0	0	3	8	1
TAMPA BAY (0-1)	0	0	0	1	1	0	0	0	0	2	5	1

- ♦ The Rays dropped their first-ever World Series game and trailed in a postseason series for the first time in franchise history...the Rays held the Phillies hitless in 13 AB with RISP, the most at-bats without a hit with RISP for a team in World Series history.
- ♦ Scott Kazmir allowed a 2-run homer to Chase Utley in the 1st inning...he became the first pitcher to allow a homer in the top of the 1st inning in Game 1 of a World Series since LAD Don Drysdale yielded back-to-back homers against the Orioles, to Frank Robinson and Brooks Robinson, in 1966...he went 6 IP for a second consecutive postseason start, and his only other run allowed was a RBI groundout in the 4th.
- ♦ Carl Crawford's solo homer in the 4th inning accounted for the first World Series run in franchise history...it was his first homer since June 27 at PIT, going 46 games over the regular season and postseason in between.
- ♦ B.J. Upton became the first player in major league history to ground into double plays in his first two career plate appearances in a World Series...he hit into one after a leadoff single in the 1st inning and another with the bases loaded in the 3rd.
- ♦ The 2-thru-4 hitters in the Rays lineup—Upton, Carlos Peña and Evan Longoria—went a combined 0-for-12 with 5 SO.



WS GAME 2 | THURSDAY, OCTOBER 23 | RAYS 4, PHILLIES 2

	1	2	3	4	5	6	7	8	9	R	H	E
PHILADELPHIA	0	0	0	0	0	0	0	1	1	2	9	2
TAMPA BAY (1-1)	2	1	0	1	0	0	0	0	X	4	7	1

- ♦ The Rays won a World Series game for the first time, and it remains the only World Series win in franchise history.
- ♦ The Rays scored twice in the 1st inning, both coming on RBI groundouts from Carlos Peña and Evan Longoria...the Rays became the first team to score twice in an inning of a World Series game on groundball outs since the New York Giants did it in the 8th inning in Game 4 of the 1923 World Series vs. NYY.
- ♦ Jason Bartlett delivered a RBI safety squeeze in the 4th inning, scoring Cliff Floyd...it was the first successful squeeze bunt in a World Series game since ATL Jeff Blauser did it in Game 4 of the 1996 World Series vs. NYY.
- ♦ James Shields pitched out of 2-on jams in the 2nd, 4th and 5th innings, and was replaced with 2-on, 2-out in the 6th...he was the first pitcher to make a scoreless start in the World Series while allowing 7 hits (or more) since MIN Jack Morris in Game 7 of the 1991 World Series vs. ATL.
- ♦ David Price yielded a solo homer in the 8th inning and an unearned run in the 9th...the top overall pick of the 2007 June Draft became the quickest No. 1 overall selection to play in the World Series.
- ♦ Through the first 2 games of the World Series, the Rays held the Phillies to 1-for-28 with RISP, the worst 2-game avg. (.036) with RISP by any team in World Series history.

WS GAME 3 | SATURDAY, OCTOBER 25 | PHILLIES 5, RAYS 4

	1	2	3	4	5	6	7	8	9	R	H	E
TAMPA BAY (1-2)	0	1	0	0	0	0	2	1	0	4	6	1
PHILADELPHIA	1	1	0	0	0	2	0	0	1	5	7	1

- ♦ The game began at 10:06 p.m. following a 1-hour, 31-minute rain delay...the Rays suffered their second walk-off loss of the postseason, following Game 5 of the ALCS, losing at 1:47 a.m. when Carlos Ruiz hit a RBI swinging bunt to third base...it was the first walk-off in the World Series since the White Sox won, 7-6, on Scott Podsednik's homer in Game 2 of the 2005 World Series vs. HOU.
- ♦ Matt Garza allowed 4 runs in 6 IP, including solo homers to Ruiz, Chase Utley and Ryan Howard...he became the first pitcher to allow 3 HR in a World Series game since ANA Kevin Appier in Game 2 of the 2002 World Series vs. SF...the homers by Utley and Howard were back-to-back leading off the 6th inning.
- ♦ Phillies starter Jamie Moyer, at 45 years, 342 days—21 years, 8 days older than Garza—became the oldest pitcher to start a World Series game since PHA Jack Quinn (46.103) in Game 4 of the 1929 World Series vs. CHC...the Rays scored 3 runs off him, on a 2nd-inning sacrifice fly and two 7th-inning RBI groundouts.
- ♦ B.J. Upton's 3 SB remain tied for a single-game World Series record...at the time, he joined STL Lou Brock (twice), LAD Willie Davis and PIT Honus Wagner as the only players to do that...he was joined on this list by CLE Rajai Davis in Game 5 of the 2016 World Series at CHC.
- ♦ Gabe Gross recorded 2 RBI despite going 0-for-3...they were his first RBI of the postseason, coming in his 10th game and seventh start.



WS GAME 4 | SUNDAY, OCTOBER 26 | PHILLIES 10, RAYS 2

	1	2	3	4	5	6	7	8	9	R	H	E
TAMPA BAY (1-3)	0	0	0	1	1	0	0	0	0	2	5	2
PHILADELPHIA	1	0	1	3	1	0	0	4	X	10	12	1

- ♦ The Rays became the first team to allow 4 HR in a World Series game since the Angels in Game 2 of the 2002 World Series vs. SF, and they were the first team ever to have four different pitchers allow homers...they allowed double-digit runs for the first time since Sep 18 vs. MIN and 4 HR (or more) for the second time in the postseason, following Game 2 of the ALCS vs. BOS.
- ♦ Andy Sonnanstine yielded 5 runs in 4 IP, including the first tie-breaking bases-loaded walk in a World Series game since NYY Wade Boggs drew one off ATL Steve Avery in Game 4 of the 1996 World Series...he allowed a RBI single in the 3rd inning and 3-run homer in the 4th, and lost in the postseason for the first time in 3 starts.
- ♦ Edwin Jackson allowed a solo homer to Phillies starter Joe Blanton in the 5th inning, the first time a pitcher homered in a World Series game

since OAK Ken Holtzman in Game 4 of the 1974 World Series vs. LAD.

- ♦ Carl Crawford hit a solo homer in the 4th inning, his second of the World Series on the heels of a 46-game homerless drought dating back to the regular season.
- ♦ Eric Hinske was added to the World Series roster, replacing an injured Cliff Floyd...he hit a pinch-hit homer in the 5th inning, becoming the 10th different Ray to homer in the postseason.
- ♦ Carlos Peña and Evan Longoria, the No. 3 and No. 4 hitters in the Rays lineup, went a combined 0-for-29 with 15 SO through the first 4 games, after hitting .295 with 9 HR in the first two rounds...Longoria became the second rookie to go hitless through his first 16 AB of a World Series, joining DET Flea Clifton in 1935.

WS GAME 5 | MONDAY, OCTOBER 27 | PHILLIES 4, RAYS 3

	1	2	3	4	5	6	7	8	9	R	H	E
TAMPA BAY (1-4)	0	0	0	1	0	1	1	0	0	3	10	0
PHILADELPHIA	2	0	0	0	0	1	1	0	X	4	8	1

- ♦ The Phillies won their second World Series title, winning a game that took three days to finish...it was suspended in the 6th inning, tied 2-2, due to rain, and completed on Oct 29...the game resumed after exactly 46 hours, and the time of the resumed game was 1 hour, 18 minutes...it was the first suspended game in World Series history...officially, the Phillies are listed as having clinched the World Series on Oct 27.
- ♦ Scott Kazmir allowed five of his first 7 BF to reach base, including a 2-out, 2-run single by Shane Victorino...he yielded 6 BB, the most in the World Series since FLA Liván Hernández (8) in Game 5 of the 1997 World Series at CLE...he threw 103 pitches but lasted only 4 IP.
- ♦ Carlos Peña's 4th-inning double was his first hit of the World Series, and snapped a 0-for-22 skid dating back to the ALCS...Evan Longoria

followed with a RBI single, his first hit in 18 World Series at-bats...Peña added a game-tying RBI single in the 6th inning, and the game was suspended in the middle of the inning.

- ♦ Rocco Baldelli's first hit of the World Series was a 7th-inning, game-tying homer.
- ♦ The Phillies scored the go-ahead run in the 7th inning, when Chad Bradford allowed an inherited runner to score on a Pedro Feliz RBI single.
- ♦ The Rays hit .212 (33-for-156) with 4 HR in the World Series and made 5 errors in 5 games...in the first two series, they hit .268 (102-for-380) with 22 HR and made 6 errors in 11 games.
- ♦ The Phillies went 7-0 at home in the postseason, the first team to win the World Series while going undefeated at home since the 1999 Yankees.



RAYS IN THE COMMUNITY



RAYS BASEBALL FOUNDATION

Official Charity of the Tampa Bay Rays



THE TAMPA BAY RAYS ARE COMMITTED TO BEING A STRONG COMMUNITY PARTNER AND ENERGIZING OUR COMMUNITY THROUGH THE MAGIC OF RAYS BASEBALL.

The Rays Baseball Foundation, a 501(c)(3) organization and the official charity of the Rays, is dedicated to improving the lives of those in need within our community, focusing primarily on education, youth development, wellness and social responsibility. Key contributors to the foundation include Rays owners, players, corporate partners, fans and employees.

COVID-19 RELIEF

In response to the COVID-19 crisis, the Rays Baseball Foundation and Rowdies Soccer Fund has donated \$1.4 million and counting in financial support to nonprofit organizations throughout Tampa Bay, with 81 agencies receiving funding. This includes \$275,000 through the COVID-19 Relief Grant Program, \$110,000 in Community Fund Grants and \$405,000 in Community Partnership Grants. Over 4.1 million meals were donated to Feeding Tampa Bay, with 11,890 households served through Feeding Tampa Bay's mega mobile pantry hosted in Tropicana Field's parking lots. 170 meals were provided to Ronald McDonald House Charities of Tampa Bay's St. Pete East House, while Rays concessions partner, Levy, donated \$190,000 of food and beverage items to local organizations.

Additionally, the Rays established a fund of \$1 million for Tropicana Field gameday staff who were impacted by the changes to the 2020 season due to the coronavirus pandemic.

For more information on Rays COVID-19 relief efforts, visit raysbaseball.com/teamingup.

SOCIAL JUSTICE

The Rays committed \$100,000 annually to support causes that fight systemic racism within our country. With the goal of amplifying the important, ongoing work done by those on the front lines of this effort, the Rays launched a social justice microsite, highlighting the Racial Equity Grant Program, BIPOC businesses in Tampa Bay, educational resources ranging from museums to print and digital media, and local social justice and community development organizations.

The inaugural Rays Equity Grants were awarded to the following organizations:

- ♦ CDC of Tampa
- ♦ Equal Justice Initiative's Remembrance Project
- ♦ League of Women Voters of the St. Petersburg Area
- ♦ NAACP Hillsborough County Branch
- ♦ Pinellas County Urban League
- ♦ People Empowering & Restoring Communities

For more information and links to these organization's sites, visit raysbaseball.com/socialjustice.

VOTING INITIATIVE

Ahead of the November 2020 elections, the Rays launched raysbaseball.com/elections as a comprehensive guide for fans and the electorate. The page aims to bring awareness to important dates and deadlines and provide information about various aspects of the voting process including voter registration, vote-by-mail and early voting, with links to nonpartisan, educational resources. The Rays also offered Tropicana Field to the Pinellas County Supervisor of Elections for use in any capacity to increase access to voting during an election period complicated by COVID-19, and the facility was deemed a vote-by-mail ballot drop-off site throughout early voting. Additionally, a Racial Equity Grant was awarded by the Rays Baseball Foundation to the League of Women Voters of the St. Petersburg Area for its work to increase voting access in the underrepresented neighborhoods surrounding Tropicana Field, including a get-out-the-vote campaign entitled Roll to the Polls which



encourages mail-in ballot drop-off by all modes of transportation ahead of Election Day.

PROGRAMS

HOME RUN CLUB

In 2010, the Big Game James Club was started by James and Ryane Shields. The club, later to be named the Home Run Club in 2013, consists of a donated suite for foster children and their families. Even though founders James and Ryane Shields are no longer members of the Rays organization, their legacy of advocating for children in foster care lives on. The club continues to offer a sense of stability and belonging to hundreds of foster children. Each season, over 500 foster children have become club members. Two participating organizations have hosted events resulting in numerous adoptions for local foster children.

RAYS JERSEY PROGRAM

Since 2014, the Rays Jersey Program, presented by Suncoast Credit Union and the Rays, has outfitted more than 70,000 Tampa Bay area tee-ball players and coaches with Fanatics jerseys and caps. The program covers more than 80 different leagues in nine area counties and has saved the leagues more than \$1 million in equipment costs. As a result of these savings, officials from some of the participating leagues have noted that they have the ability to pass these savings along to participant families. They have also been able to repair their scoreboards, provide upgrades to dugouts, add fencing for fields, purchase additional equipment and grounds crew supplies and repair concession stands and other areas of their facilities.

READING WITH THE RAYS

Since 2006, the Rays Baseball Foundation has teamed up with Suncoast Credit Union for the summer reading program Reading with the Rays—Read Your Way to the Ballpark. Reading with the Rays encourages kids to avoid summer reading loss by participating in a fun and interactive reading program over the summer months. More than 300,000 Tampa Bay area students from nine surrounding counties have participated since its inception. The program is made possible through a partnership with Suncoast Credit Union, *Tampa Bay Times* Newspaper in Education, the Rays and public library systems in Charlotte, Citrus, Hernando, Hillsborough, Manatee, Pasco, Pinellas, Polk and Sarasota counties.

SOUTH ST. PETERSBURG NEIGHBORHOOD INITIATIVE

The Rays launched the South St. Petersburg Neighborhood Initiative in response to the tragic 2009 shooting death of 8-year-old Paris

Whitehead in South St. Petersburg, an underserved community that borders Tropicana Field. This program benefits the following organizations and initiatives:

- ◆ Academy Prep Center of St. Petersburg
- ◆ Boys & Girls Clubs of the Suncoast
- ◆ Burg Baseball
- ◆ Campbell Park Elementary
 - Field Days
 - Food Pantry
 - Great American Teach In
 - Mentoring
 - Rays Room
- ◆ Feeding Tampa Bay Mobile Pantry
- ◆ Field Renovations

TEAM SMILE

Since 2018, the Rays have partnered with Team Smile, an advocacy group that partners dental professionals with professional athletic organizations to provide life-changing dental care to underserved children in their communities. In 2018-19, the Rays hosted more than 400 children from the Boys & Girls Clubs of the Suncoast and local foster care groups for a free dental day at Tropicana Field. The children received dental work completely free of charge, including X-rays, screening and educational material on how to protect their teeth. The value of care provided totaled almost \$170,000.

The Rays, in partnership with United Concordia Dental, provided hundreds of local area children with dental hygiene kits in 2020.

SCHOLARSHIPS

Since 2008, the Rays Baseball Foundation has teamed up with local partners to provide more than \$2 million in college scholarships to students participating in the Take Stock in Children program in Hillsborough, Manatee, Pasco, Pinellas and Sarasota counties. The foundation also funds the Academy Prep Centers for Education Scholarships in Tampa, St. Petersburg and Lakeland, the St. Petersburg College Foundation First Generation Scholars, Barry Jones Memorial Scholarship and the Don Zimmer Memorial Scholarship.

GRANTS

COMMUNITY FUND GRANT PROGRAM

The Rays Community Fund Grant Program provides assistance to local nonprofits in the Tampa Bay region. These grants help enhance and support current programs offered by community-



based nonprofit organizations. The foundation has invested more than \$1.7 million in over 300 local nonprofits through this program.

COMMUNITY PARTNERSHIP PROGRAM

The Rays Baseball Foundation is proud to maintain long-standing partnerships with key community organizations throughout Tampa Bay. The foundation provides grants each year to established community partners in support of existing programs that serve our region.

RAYS IN THE COMMUNITY

EMPLOYEE COMMUNITY OUTREACH TEAM (ECOT)

The Rays Employee Community Outreach Team (ECOT) was established in 2008 to provide invaluable volunteer hours to community service agencies that enhance or improve the quality of life in the communities they serve. In total, Rays employees have logged more than 38,500 volunteer hours to support nonprofits in the Tampa Bay region.

IN-KIND DONATIONS

Each year, the Rays donate thousands of tickets, suites, experiences and autographed memorabilia to assist organizations in our nine neighboring counties to raise funds for their respective causes.

PLAY BALL

The goal of Rays Play Ball is to celebrate youth baseball and softball while simultaneously encouraging participation in all forms of the game. The Rays do this through support of Rays RBI Tampa and Burg Baseball, the Rays Jersey Program, field renovations and many Play Ball events, like Play Ball Day and Play Ball Weekend.

On July 27, 2019, the Rays hosted the first-ever Baseball Magic Clinic. Almost 100 children from Buddy Baseball and the Miracle League of Pinellas County completed various stations, receiving instruction on hitting, pitching and fielding.

PLAYER & RAYS WIVES PROGRAMS

TUESDAY'S CHAMPION

Before every Tuesday home game at Tropicana Field, the Rays host a child from the Make-A-Wish Foundation or Children's Dream Fund at the ballpark as a part of a special program called "Tuesday's Champion." The kids, accompanied by their families, are invited to participate in a VIP experience which includes being on the field during batting practice, where they can meet and interact with Rays players and coaches. They are then treated to dinner in the Rays Club before

taking the field and throwing out the ceremonial first pitch. Along with these experiences, they are also given a personalized jersey and a bat to commemorate the experience. The children selected for the program are battling life-threatening illnesses and occasionally come straight from the hospital for this special experience.

While Tuesday's Champions were unable to visit Tropicana Field in 2020, Rays players and coaches supported critically ill children through a virtual "Rays OFF the Runway" event, benefiting the Children's Dream Fund. The event, which would have typically been a fashion show featuring Rays players and coaches with their significant other, was reimaged into a new opportunity for the dream children and fans to meet the Rays in a virtual setting. Over 700 viewers tuned in and over \$37,000 was raised to make dreams come true for children with life-threatening illnesses.

KIERMAIER'S KIDS

In 2019, with a \$25,000 donation to the Children's Dream Fund, Kevin Kiermaier and his wife, Marisa, fulfilled the dreams of six children—"Kiermaier's Kids"—who are living with life-threatening illnesses. The Kiermaier's Kids' dreams included meeting Mickey Mouse, visiting Disney World to meet the princesses, setting sail on a Disney cruise, attending a Queen concert, a full car makeover and a new, fully equipped tool shed.

LOWE'S HOME RUNS FOR HOPE

For every home run Rays infielder Brandon Lowe hits, he and his wife, Madison, will donate \$100 to the Crisis Center of Tampa Bay. The Rays Baseball Foundation will also contribute \$100 per home run in support of Lowe's "Home Runs for Hope" campaign. The Crisis Center of Tampa Bay provides a range of services to ensure that no one in the community has to face a crisis alone. It is open 24 hours a day, 365 days a year as the community gateway to help. People who are struggling with a variety of crisis situations including sexual assault or abuse, domestic violence, financial distress, substance abuse, medical emergency, suicidal thoughts and other emotional or situational problems can connect to hope and healing.

RAYS WIVES

Throughout the season, the Rays Wives support the community through various initiatives. In 2020, the Rays Wives supported the Children's Dream Fund, Girls on the Run Greater Tampa Bay and Ronald McDonald House Charities of Tampa Bay.

For the latest Rays in the Community news, please visit RaysBaseball.com/community or follow @RaysCommunity on Twitter.



TROPICANA FIELD

TROPICANA FIELD AT A GLANCE

FENCE DIMENSIONS

Left Field Line	315 ft.
Left Field Alley	370 ft.
Left-Center	410 ft.
Center Field	404 ft.
Right-Center	404 ft.
Right Field Alley	370 ft.
Right Field Line	322 ft.

PLAYING SURFACE

Shaw Sports Turf

CAPACITY

25,025 (regular season)

FENCE HEIGHTS

Left Field Corner	4 ft., 11 in.
Left Field	11 ft., 5 in.
Center Field	9 ft., 4 in.
Right Field	11 ft., 5 in.
Right Field Corner	9 ft., 1 in.

ROOF HEIGHTS

Highest Point	225 ft. at 2B
Lowest Point	85 ft. at CF wall

PARKING

Approximately 5,000 on-site spaces

CATWALK RUNDOWN

The four catwalks located above the playing surface at Tropicana Field are labeled the A-, B-, C- and D-rings, with the lowest being the D-ring. Any fair ball that hits the lower two catwalks (C, D) is a home run. A fair ball that hits one of the top two catwalks (A, B) is in play. Any fair ball that stays on one of the top two catwalks is a ground-rule double. A foul ball that hits one of the catwalks is a dead ball.

- The **D-ring** ranges from 59 feet above the playing surface in CF to 121 feet behind home plate.
- The **C-ring** ranges from 99 feet in CF to 146 feet behind home plate.
- The **B-ring** ranges from 142 feet in CF to 173 feet behind home plate.
- The **A-ring** ranges from 181 feet in CF to 194 feet behind home plate.

In 23 seasons, 180 fair balls have hit catwalks: C-ring (96), B (41), D (37), A (6). This includes two during the relocated Rangers-Astros series in 2017 due to the devastation caused by Hurricane Harvey. Not included in that total is one fair ball that struck the roof, off the bat of MIN Miguel Sanó on Aug 7, 2016.

Three fair balls have hit catwalks in the postseason: Evan Longoria homered off the C-ring in Game 1 of the 2008 ALDS vs. CWS (Javier Vázquez), B.J. Upton homered off the C-ring in Game 6 of the 2008 ALCS vs. BOS (Josh Beckett) and Willy Adames homered off the D-ring in Game 4 of the 2019 ALDS vs. HOU (Justin Verlander).

Seven times in Tropicana Field history, a fair ball has hit a catwalk and not come down: TEX Joey Gallo, June 30, 2019 (D-ring); TB Avisail García, April 18, 2019 vs. BAL (D-ring); TB John Jaso, Sep 17, 2015 vs. BAL (C-ring); BOS David Ortiz, Sep 17, 2008 (D-ring); BOS Jason Bay, Sep 15, 2008 (C-ring); Carlos Peña, May 26, 2008 vs. TEX (B-ring); and José Canseco, May 2, 1999 vs. DET (B-ring).

Evan Longoria is the all-time leader in fair balls off the catwalk (11) and catwalk home runs (8). Álex Rodríguez and David Ortiz hit the catwalks five times, most of any visiting players. Carlos Peña hit the catwalks five times in 2007, most by any player in one season. All told, 39 different Rays have hit balls off the catwalks in the regular season: Evan Longoria (10), Jonny Gomes (8), Carlos Peña (8), Greg Vaughn (6), Fred McGriff (4), Steven Souza Jr. (3), José Canseco (3), Ben Grieve (3), Willy Adames (2), Curt Casali (2), Carl Crawford (2), Vinny Castilla (2), Avisail García (2), Travis Lee (2), Rocco Baldelli (1), Tim Beckham (1), Corey Dickerson (1), Logan Forsythe (1), Nick Franklin (1), Aubrey Huff (1), John Jaso (1), Matt Joyce (1), Pete LaForest (1), Brandon Lowe (1), Brendan McKay (1), Brad Miller (1), Logan Morrison (1), Eduardo Perez (1), Tommy Pham (1), Sean Rodriguez (1), Jared Sandberg (1), Kelly Shoppach (1), Grady Sizemore (1), Paul Sorrento (1), Bubba Trammell (1), B.J. Upton (1), Rickie Weeks Jr. (1), Gerald Williams (1) and Randy Winn (1).



2020 TROPICANA FIELD GROUND RULES

In addition to the universal ground rules issued by the Commissioner's Office, the following ground rules are particular to Tropicana Field:

BULLPEN AREA

- ♦ Ball lodging on, under or in the bullpen seating area: out of play. A ball is deemed to be lodged when it goes in or behind equipment or seating or, in the umpire's judgment, is deemed otherwise unplayable.
- ♦ Ball enters the bullpen seating area and rebounds out of the seating area: in play.

CATWALKS, LIGHTS AND SUSPENDED OBJECTS

- ♦ Batted ball strikes catwalk, light or suspended object over fair territory:
 - Batted ball that strikes either of the lower two catwalks, lights or suspended objects in fair territory: home run.
 - Batted ball that is not judged a home run and remains on a catwalk, light or suspended object: two bases.
 - Batted ball that is not judged a home run and strikes a catwalk, light or suspended object in fair territory shall be judged fair or foul in relation to where it strikes the ground or is touched by a fielder. If caught by fielder, batter is out and runners advance at own risk.
- ♦ Batted ball strikes catwalk, light or suspended object over foul territory: dead ball.





TB 2021

SEASON SCHEDULE



APRIL

SUN	MON	TUE	WED	THU	FRI	SAT
				1 MIA	2 MIA	3 MIA
4	5 BOS	6 BOS	7 BOS	8	9 NYY	10 NYY
11 NYY	12 TEX	13 TEX	14 TEX	15 TEX	16 NYY	17 NYY
18 NYY	19 KC	20 KC	21 KC	22	23 TOR	24 TOR
25 TOR	26 OAK	27 OAK	28 OAK	29 OAK	30 HOU	

MAY

SUN	MON	TUE	WED	THU	FRI	SAT
						1 HOU
2 HOU	3 LAA	4 LAA	5 LAA	6 LAA	7 OAK	8 OAK
9 OAK	10	11 NYY	12 NYY	13 NYY	14 NYM	15 NYM
16 NYM	17	18 BAL	19 BAL	20 BAL	21 TOR	22 TOR
23 TOR	24 TOR	25	26 KC	27 KC	28	29 PHI
30 PHI	31 NYY					

JUNE

SUN	MON	TUE	WED	THU	FRI	SAT
		1 NYY	2 NYY	3 NYY	4 TEX	5 TEX
6 TEX	7	8 WSH	9 WSH	10	11 BAL	12 BAL
13 BAL	14 CWS	15 CWS	16 CWS	17 SEA	18 SEA	19 SEA
20 SEA	21	22 BOS	23 BOS	24 BOS	25 LAA	26 LAA
27 LAA	28	29 WSH	30 WSH			

JULY

SUN	MON	TUE	WED	THU	FRI	SAT
				1	2 TOR	3 TOR
4 TOR	5 CLE	6 CLE	7 CLE	8	9 TOR	10 TOR
11 TOR	12	13	14	15	16 ATL	17 ATL
ALL-STAR BREAK ATLANTA, GA						
18 ATL	19 BAL	20 BAL	21 BAL	22 CLE	23 CLE	24 CLE
25 CLE	26	27 NYY	28 NYY	29 NYY	30 BOS	31 BOS

AUGUST

SUN	MON	TUE	WED	THU	FRI	SAT
1 BOS	2 SEA	3 SEA	4 SEA	5	6 BAL	7 BAL
8 BAL	9	10 BOS	11 BOS	12 BOS	13 MIN	14 MIN
15 MIN	16 BAL	17 BAL	18 BAL	19 BAL	20 CWS	21 CWS
22 CWS	23	24 PHI	25 PHI	26	27 BAL	28 BAL
29 BAL	30 BOS	31 BOS				

SEPTEMBER • OCTOBER

SUN	MON	TUE	WED	THU	FRI	SAT
			1 BOS	2 BOS	3 MIN	4 MIN
5 MIN	6 BOS	7 BOS	8 BOS	9	10 DET	11 DET
12 DET	13 TOR	14 TOR	15 TOR	16 DET	17 DET	18 DET
19 DET	20 TOR	21 TOR	22 TOR	23	24 MIA	25 MIA
26 MIA	27	28 HOU	29 HOU	30 HOU	1 NYY	2 NYY
3 NYY						

■ HOME GAME □ AWAY GAME

Listen to the Rays on WDAE 95.3 FM/620 AM
(SCHEDULE SUBJECT TO CHANGE)